



# NEW MEXICO LOBOS

## 2024 BASEBALL GAME NOTES

X @UNMLOBOBASEBALL | #GOLOBOS | GOLOBOS.COM

### GAMES 33-34: VS. FRESNO STATE, APRIL 12-14



#### NEW MEXICO (16-15, 7-5 MW)

Head Coach: Tod Brown (63-73, 3rd season) [404-423 overall]  
2024 Home: 11-7 | 2024 Away: 3-6 | 2024 Neutral: 2-2 | Streak: L6  
2023 Record: 26-25 (13-17 Mountain West)



#### VS FRESNO STATE (23-9, 12-3 MW)

Head Coach: Ryan Overland  
2024 Home: 14-4 | 2024 Away: 9-5 | 2024 Neutral: 0-0 | Streak: W4  
2023 Record: 30-27 (16-15 MW)

### PROBABLE STARTERS

#### GAME 1

TM	NO.	NAME	W-L	APP-GS	ERA	IP	SO	BB
FRES	38	Jake Dixon, LHP	3-1	8-8	3.74	45.2	48	12
UNM	31	Dayne Pengelly, RHP	3-2	6-4	8.24	19.2	24	14

#### GAME 2

TM	NO.	NAME	W-L	APP-GS	ERA	IP	SO	BB
FRES	47	Noah Beal, RHP	3-3	8-8	3.48	44.0	53	9
UNM		TBA						

#### GAME 3

TM	NO.	NAME	W-L	APP-GS	ERA	IP	SO	BB
FRES	42	Jake Riding, RHP	4-0	10-2	3.98	31.2	29	6
UNM		TBA						

### LEADING OFF...

- New Mexico Baseball returns to Mountain West play this weekend at home, playing host to league-leading Fresno State (23-9, 12-3 MW) at Santa Ana Star Field April 12-14.
- After a week without any conference games, UNM gets a chance to take down the conference leader at home. The Lobos (16-15, 7-5 MW) are looking to snap a six-game skid after dropping a midweek matchup at New Mexico State on Tuesday -- in their first 25 games of the season, they hadn't lost more than twice in a row.
- Regardless, UNM remains in sole possession of second place in the Mountain West standings and is 3.5 games behind the Bulldogs, batting .309 on the season as a team with an OPS of .925 while averaging 8.93 runs and 11.44 hits per nine innings to lead the league in nearly every offensive category. In terms of individuals, Jake Holland is leading the league in homers (10) while ranking second among all MW players in RBI (36) and third in batting average (.373). Reed Spenrath leads the league in triples (4) and

ranks second in total bases (78).

- UNM also ranks No. 12 in all of D-I college baseball in total double plays (31) and DP per game (1.00), No. 26 in team on-base percentage (.423), No. 16 in doubles per game (2.52), No. 39 in base on balls (180), No. 31 in batting average (.309), No. 48 in runs scored (256), No. 47 in total hits (328) and No. 39 in slugging (.502).

#### ALL-TIME SERIES

UNM leads the all-time series between the two teams by a thin margin (35-34-1), but the Lobos are 22-9 against the Bulldogs at home and have won four in a row against them dating back to the 2023 season, when they swept the series at home (16-10, 17-7, 6-5). Coach Brown is 7-5 against Fresno State in his tenure at UNM and 5-1 at home in that span.

#### ON DECK

The Lobos will return home for their biggest MW home series of the year this weekend, playing host to the current No. 1 team in the MW standings in

CONTINUED ON PAGE 2

### 2024 SCHEDULE

HOME: 11-7 AWAY: 3-6 NEUTRAL: 2-2

DATE	OPPONENT	TIME/RESULT
2/16	Oregon State <sup>^</sup>	L, 6-15
2/17	CSU Bakersfield <sup>^</sup>	W, 4-3
2/18	Minnesota <sup>^</sup>	L, 2-11
2/19	CSU Bakersfield <sup>^</sup>	W, 6-2
2/22	S. Dakota St.	L, 5-11
2/23	S. Dakota St.	W, 12-11
2/24	S. Dakota St.	W, 9-8
2/24	S. Dakota St.	W (7), 13-2
3/1	Hofstra	L, 9-10
3/2	Hofstra	L, 15-16
3/2	Hofstra	W, 11-7
3/3	Hofstra	W, 9-6
3/5	Texas Tech	L, 8-11
3/8	UNLV*	W, 7-6
3/9	UNLV*	W, 31-15
3/10	UNLV*	W, 6-5
3/12	Arizona State	W, 6-4
3/15	Nevada*	L, 2-13
3/16	Nevada*	L, 3-4
3/17	Nevada*	W, 10-8
3/19	New Mexico St.	W (7), 14-4
3/22	San Jose St.*	L, 13-16
3/23	San Jose St.*	W, 7-5
3/24	San Jose St.*	W (7), 17-4
3/28	San Diego St.*	W, 5-2
3/29	San Diego St.*	L, 6-8
3/30	San Diego St.*	L (7), 0-13
4/2	Arizona	L, 1-9
4/5	Sam Houston St.	L, 14-23
4/7	Sam Houston St.	L, 3-14
4/9	New Mexico St.	L, 2-10
4/12	Fresno State*	6 p.m.
4/13	Fresno State*	2 p.m.
4/14	Fresno State*	12 p.m.
4/16	CSU-Pueblo	6 p.m.
4/19	Air Force*	3:05 p.m.
4/20	Air Force*	1:05 p.m.
4/21	Air Force*	12:05 p.m.
4/23	Texas Tech	1 p.m.
4/26	San Diego St.*	6 p.m.
4/27	San Diego St.*	2 p.m.
4/28	San Diego St.*	12 p.m.
4/30	New Mexico St.	6 p.m.
5/3	UNLV*	7:05 p.m.
5/4	UNLV*	3:05 p.m.
5/5	UNLV*	1:05 p.m.
5/7	New Mexico St.	6 p.m.
5/10	Nevada*	6 p.m.
5/11	Nevada*	2 p.m.
5/12	Nevada*\$	12 p.m.
5/16	San Jose St.*	7:05 p.m.
5/17	San Jose St.*	3:05 p.m.
5/18	San Jose St.*	1:05 p.m.

<sup>^</sup> - Sanderson Ford College Baseball Classic

\* - Mountain West Conference Game

\$ - Senior Day

Home Games in **Bold**

REGIONAL APPEARANCES	1962	2010	2011
	2012	2013	2016

REGULAR SEASON CHAMPIONS TOURNAMENT CHAMPIONS	1962	2000	2011
	2011	2012	2013
	2014	2016	2017

## UNIVERSITY OF NEW MEXICO

Location	Albuquerque, N.M.
Founded	1889
Enrollment	8,800
Nickname	Lobos
Colors	Cherry and Silver
Affiliation	NCAA Division I
Conference	Mountain West
President	Garnett Stokes
Director of Athletics	Eddie Nunez
Faculty Representative	Karen Gaudreault
Athletic Dept. Phone	(505) 925-5521
Ticket Operations	(505) 925-5627

## BASEBALL STADIUM

Home Field	Santa Ana Star Field
Capacity	1,000
Dimensions	338 (LF); 408 (LC); 420 (CF); 408 (RC) 338 (RF)

## UNM BASEBALL HISTORY

First Season	1899
Overall Record	1,949-1,801-18 (.520)
Overall MW Record	344-265-1 (.564)
Years in NCAA Postseason	6 (1962, 2010, '11, '12, '13, '16)
Conference Titles	7 (1962, 2000, '11, '12, '13, '14, '17)
Conference Tournament Titles	3 (2011, '12, '16)

## COACHING STAFF

Head Coach	Tod Brown
Phone	(505) 925-5500
Email	todbrown21@unm.edu
Years at UNM	3rd season
Record at UNM	63-70 (3 yr.)
Overall Record	404-420 (17 yrs.)
Pitching Coach	Michael Lopez
Phone	(505) 925-5500
Email	mlopez41@unm.edu
Years at UNM	3rd season
Asst. Coach/Recruiting Coord.	Matt Risdon
Phone	(847) 630-6105
Email	mrison@unm.edu
Years at UNM	2nd season
Assistant Coach/Hitting	Justin Mitchell
Years at UNM	1st season
Athletic Trainer	Robert Rimorin

## 2023 REVIEW

Overall Record	26-25
MWC Record (Finish)	13-17 (5th)
Home Record	17-10
Away Record	6-14
Neutral Record	3-1
Starters Returning/Lost	7/6
Pitchers Returning/Lost	8/8
Letterwinners Returning/Lost	15/19
Newcomers	24

Fresno State (22-9, 12-3 MW). UNM is in sole possession of second place in the league standings – 3.5 games behind the Bulldogs – but could get themselves within striking distance with a big weekend at Santa Ana Star Field.

### LAST TIME OUT

UNM couldn't produce the runs to keep up with New Mexico State in the second meeting this season between the in-state rivals at Presley Askew Field on Tuesday night, falling 10-2 to tie up the season series at a game apiece. Despite dropping their sixth straight, the Lobos (16-15, 7-5 MW) are still above .500 and in sole possession of second place in the Mountain West standings ahead of this weekend's home series against first-place Fresno State (23-9, 12-3 MW) that kicks off Friday evening at Santa Ana Star Field.

The Aggies (13-18, 2-7 C-USA) stranded 10 Lobo runners on base and capitalized on two UNM errors while plating 10 runs on 10 hits to even up the season series after UNM's 14-4 win in Albuquerque on March 19. The Lobos didn't allow another extra base hit past the fifth and limited NMSU to just two hits over the final three frames but couldn't get back on the board until the ninth. The Lobos finished with seven hits in total, led by a 2-for-4 outing from Khalil Walker (1 RBI, HBP) in the leadoff spot. Five other Lobos – Jake Holland, Reed Spenrath, Ethan Ott, Josh McAlister and Konner Kinkade – finished with a hit each, with Spenrath driving in UNM's first run with his 11th double of the season.

### SCOUTING THE BULLDOGS

After winning four straight overall and eight

consecutive conference games, Fresno now has the best RPI in the Mountain West (107) and are winners of eight of its last 10. The Bulldogs tout the best winning percentage in the conference (.719) and best record in Quad 1 games (1-1), with the lowest team ERA in the league (4.15) and most doubles (82).

Fresno State also leads the conference in looking strikeouts with 88, allowing the least amount of earned runs with 129. Two Bulldogs top the league in hits this season: Eddie Saldivar with 49 and Tommy Hopfe with 45. Tommy Hopfe also has the most saves in the league with seven.

### MOUNTAIN WEST BY THE NUMBERS

– Through four conference weekend series, the Lobos have the fifth-best RPI in the MW (215) behind Fresno State (106), Air Force (122), Nevada (191) and San Jose State (196). They are 3-3 against Nevada and San Jose State and have yet to play Air Force or Fresno. Despite dropping six in a row, the Lobos remain in second place in the league standings, 3.5 games behind Fresno State (23-9, 12-3 MW).

– At 16-15 overall, the Lobos have the second-most wins in the conference behind Fresno State. Their .833 winning percentage in conference matchups at home (5-1) leads the league.

– In MW matchups only, UNM is batting a league-best .313 – they also lead the MW in slugging (.511) and on base percentage (.435), with a 81/72 strikeout-walk ratio (55/54) in conference play.

– Through 31 games, the Lobos lead the Mountain West in 10 statistical categories:

CONTINUED ON PAGE 3

## THROUGH THE (POSSIBLE) LINEUP

NO.	PLAYER	POS	YR	B/T	BA	HR	RBI	AB	H	2B	3B	SB/SBA
15	Khalil Walker	OF	JR	L/L	.345	0	11	87	30	5	0	1-4
12	Will Asby	OF	SR	L/R	.297	7	31	118	35	11	1	1-1
18	Jake Holland	C	SR	R/R	.373	10	36	83	31	13	0	0-0
30	Reed Spenrath	1B	SR	L/R	.353	6	25	116	41	11	4	4-4
4	Tye Wood	OF	JR	S/L	.288	2	16	80	23	4	0	9-11
47	Ethan Ott	DH	JR	R/R	.333	2	14	51	17	4	0	0-0
9	Josh McAlister	INF	JR	R/R	.292	3	13	65	19	3	1	3-3
3	Devon Dixon	INF	SR	R/R	.218	2	16	101	22	5	0	1-1
14	Akili Carris	INF	SO	R/R	.291	0	14	55	16	5	0	0-0

### OTHER KEY HITTERS

NO.	PLAYER	POS	YR	B/T	BA	HR	RBI	AB	H	2B	3B	SB/A
11	Sean Stephens	OF	SR	R/R	.320	0	11	75	24	1	2	8-13
8	Konner Kinkade	INF/OF	SR	R/R	.323	0	17	62	20	2	0	0-0
2	Chase Weissenborn	INF	SR	R/R	.279	0	7	43	12	3	0	0-0
24	Kyle Smith	C/DH	SR	R/R	.322	2	16	59	19	8	0	1-2
26	Luke Mansy	INF	SO	L/R	.194	0	3	31	6	1	0	0-0
43	Gene Trujillo	DH	FR	L/R	.500	3	9	22	11	2	0	0-0

## PRESEASON MWC COACHES' POLL

2024 Predicted Order of Finish

RANK	SCHOOL	POINTS
1.	San José State (4)	33
2.	Fresno State (2)	28
3.	Air Force (1)	27
4.	San Diego State	19
5.	<b>New Mexico</b>	15
5.	UNLV	15
7.	Nevada	10

## PRESEASON ALL-MOUNTAIN WEST

Name	Yr.	Pos.	Institution
Sam Kulasingam	Sr.	INF	Air Force
Jay Thomason	Sr.	INF	Air Force
Jake Dixon	GR.	P	Fresno State
Murf Gray	So.	INF	Fresno State
Tommy Hopfe	Jr.	UTL	Fresno State
<b>Reed Spenrath</b>	<b>Sr.</b>	<b>INF</b>	<b>New Mexico</b>
Chris Canada	Jr.	P	San Diego State
Omar Serrano	Jr.	P	San Diego State
Hunter Dorraugh	Sr.	INF	San José State
Robert Hamchuk	Sr.	OF	San José State
Theo Hardy	Sr.	INF	San José State
Mickey Thompson	Sr.	P	San José State
Rylan Charles	Sr.	OF	UNLV

# 2024 NEW MEXICO BASEBALL ROSTER

NO.	NAME	POS.	HT.	WT.	B/T	YR.	HOMETOWN/PREV SCHOOL
1	Jordan Martinez	RHP	5-11	185	R/R	SO	Albuquerque, NM / Sandia HS
2	Chase Weissenborn	INF	5-11	185	R/R	SR	Albuquerque, NM / Albuquerque Academy
3	Devon Dixon	INF	6-1	185	R/R	SR	Phoenix, AZ / Mountain Pointe HS / C. Arizona Coll.
4	Tye Wood	OF	5-11	185	S/L	JR	Gardner, KS / Gardner Edgerton HS / Iowa Western
5	Cooper Brass	INF	5-10	170	R/R	FR	Chandler, AZ / Hamilton HS
6	Brian McBroom	RHP	6-0	180	R/R	SR	Oakley, CA / Freedom HS / Howard Coll.
7	Derek Montijo	INF/OF	6-0	175	R/R	FR	Rio Rico, AZ / Nogales HS
8	Konner Kinkade	INF	5-10	190	R/R	SR	Pullman, WA / Pullman HS / CSU Bakersfield / Orange Coast Coll.
9	Josh McAlister	INF	6-2	185	R/R	JR	Homewood, IL / Flossmoor HS / Ohio State
10	Austin Munguia	C	5-10	190	R/R	JR	Round Rock, TX / Round Rock HS / Cisco College
11	Sean Stephens	OF	5-11	190	R/R	SR	Forney, TX / Forney HS / Odessa College
12	Will Asby	OF	5-11	200	L/R	SR	Sacramento, CA / Jesuit HS / Sacramento City Coll. / San Francisco
13	Brett Russell	RHP	6-0	200	R/R	SR	Enid, OK / Enid HS / Seminole St. Coll.
14	Akili Carris	INF	6-2	185	R/R	SO	Albuquerque, NM / La Cueva HS
15	Khalil Walker	OF	5-10	170	L/L	JR	Mansfield, TX / Mansfield Timberview HS / E. Arizona Coll.
17	Cristian Mogen	RHP	6-0	180	R/R	FR	Peoria, AZ / Centennial HS
18	Jake Holland	C	6-4	235	R/R	SR	Orlando, FL / Montverde Academy / Georgia Tech / Chipola Coll.
19	Justin Still	LHP	6-3	215	L/L	JR	Chandler, AZ / Perry HS
20	Luke Banister	C	5-10	200	R/R	JR	Round Rock, TX / Hutto HS / Temple Coll. / Cleveland Coll.
22	Ben Baker-Livingston	RHP	6-2	185	R/R	JR	Richardson, TX / Plano East HS
23	Jaren Jackson	LHP	6-3	225	L/L	SR	Albuquerque, NM / Cleveland HS / Pima CC
24	Kyle Smith	C	6-0	205	R/R	SR	Wilmington, NC / New Hanover HS / St. Johns River St. Coll.
25	Luke Wiseman	RHP	6-0	215	R/R	JR	Wylie, TX / Wylie HS / Odessa Coll.
26	Luke Mansy	INF/OF	5-10	180	L/R	SO	San Diego, CA / St. Augustine HS / Santa Clara / Grossmont Coll.
27	David Lopez	RHP	6-2	220	R/R	JR	Mission, TX / Sharyland Pioneer HS / Wharton County JC
29	Wyatt Hardy	RHP	6-2	185	R/R	JR	Valor, CO / Valor Christian / Pima CC
30	Reed Spenrath	1B/OF	6-5	230	L/R	SR	El Campo, TX / El Campo HS / Texas A&M / Cisco Coll. / TCU
31	Dayne Pengelly	RHP	6-2	195	L/R	JR	Rio Rancho, NM / Cleveland HS / Pima CC
33	Daxton Purser	LHP	6-1	225	L/L	JR	Providence, UT / Ridgeline HS / Salt Lake CC
34	Josh Barnhouse	RHP	6-5	220	R/R	JR	Prosper, TX / Prosper HS / Crowder College
35	Arthur Steinkamp	LHP	6-0	180	L/L	SR	Los Alamos, NM / Los Alamos HS
38	Blake Lehmbeck	RHP	6-1	195	R/R	FR	Tucson, AZ / Canyon Del Oro HS
39	Ryan Castillo	RHP	6-2	180	R/R	FR	Los Lunas, NM / Los Lunas HS
40	Wil Bannister	RHP	6-3	205	R/R	SR	Las Cruces, NM / Centennial HS / New Mexico St. / Pima CC
41	Blane Romero	RHP	6-0	180	R/R	SR	Spring, TX / Oak Ridge HS / Sam Houston St.
43	Gene Trujillo	1B	6-5	230	L/R	FR	Albuquerque, NM / St. Pius X
44	Vascon Smith	OF	6-0	185	R/R	FR	Rio Rancho, NM / Rion Rancho HS
47	Ethan Ott	1B/OF	6-2	215	R/R	JR	Chesapeake, VA / Greenbriar Christian Academy / UNC Pembroke
48	Andrew Neil	RHP/INF	5-11	185	L/R	JR	Oakley, CA / Freedom HS / Folsom Lake CC
49	Cayne Killion	LHP	6-0	200	L/L	FR	Mesa, AZ / Red Mountain HS

## COACHING STAFF

**HEAD COACH:** Tod Brown (3rd season)

**ASSISTANT COACH/PITCHING:** Michael Lopez (3rd season)

**ASSISTANT COACH/RECRUITING COORDINATOR:** Matt Risdon (2nd season)

**ASSISTANT COACH/HITTING:** Justin Mitchell (1st season)

## PRONUNCIATIONS

2 – WIZE-en-born

3 – DEVV-in

7 – mon-TI-HO

8 – kinn-KADE

9 – micALister

10 – mun-jee-yuh

14 – uh-KILL-ee

15 – Kuhleel

17 – Mow-gen

27 – Dah-veed

31 – Pen-GHELL-ee

35 – stine-camp

38 – lem-beck

43 – Tru-hee-yo

44 – vas-kun

48 – neal

# 2024 NEW MEXICO OVERALL STATS

Record: 16-15 Home: 11-7 Away: 3-6 Neutral: 2-2 MW: 7-5

Date	Opponent	Score	Player	avg	slug	ob%	g	ab	r	h	2b	3b	hr	rbi	bb	so	sb	cs	e
2/16	vs #7 Oregon State	L 6-15	HOLLAND, Jake	.373	.892	.412	23	83	23	31	13	0	10	36	7	18	0	0	2
2/17	vs CSU Bakersfield	w 4-3	SPENRATH, Reed	.353	.672	.468	31	116	28	41	11	4	6	25	24	30	4	0	3
2/18	vs Minnesota	L 2-11	WALKER, Khalil	.345	.402	.453	27	87	25	30	5	0	0	11	17	14	1	3	3
2/19	vs CSU Bakersfield	w 6-2	KINKADE, Konner	.328	.359	.444	24	64	14	21	2	0	0	17	10	14	0	0	4
2/22	SOUTH DAKOTA STATE	L 5-11	STEPHENS, Sean	.312	.377	.436	26	77	11	24	1	2	0	11	12	13	8	5	1
2/23	SOUTH DAKOTA STATE	w 12-11	ASBY, Will	.297	.585	.404	31	118	32	35	11	1	7	31	17	16	1	0	3
2/24	SOUTH DAKOTA STATE	w 9-8	MCALISTER, Josh	.292	.508	.378	19	65	14	19	3	1	3	13	8	18	3	0	5
2/24	SOUTH DAKOTA STATE	w 13-2	WOOD, Tye	.288	.413	.504	28	80	27	23	4	0	2	16	25	20	9	2	3
3/1	HOFSTRA	L 9-10	DIXON, Devon	.218	.327	.344	30	101	20	22	5	0	2	16	18	25	1	0	6
3/2	HOFSTRA	L 15-16	-----																
3/2	HOFSTRA	w 11-7	TRUJILLO, Gene	.423	.846	.484	12	26	10	11	2	0	3	9	3	8	0	0	0
3/3	HOFSTRA	w 9-6	OTT, Ethan	.333	.529	.462	17	51	10	17	4	0	2	14	10	18	0	0	0
3/5	#17 TEXAS TECH	L 8-11	MUNGUIA, Austin	.333	.333	.333	5	3	0	1	0	0	0	0	0	1	0	0	0
*3/9	UNLV	w 7-6	SMITH, Kyle	.311	.541	.425	19	61	17	19	8	0	2	16	8	13	1	1	2
*3/9	UNLV	w 31-15	CARRIS, Akili	.291	.382	.344	16	55	13	16	5	0	0	14	5	13	0	0	1
*3/10	UNLV	w 6-5	WEISSENBORN, C	.279	.349	.340	13	43	2	12	3	0	0	7	4	12	0	0	2
3/12	at Arizona State	w 6-4	MANSY, Luke	.194	.226	.419	14	31	8	6	1	0	0	3	12	5	0	0	0
*3/15	at Nevada	L 2-13	NEIL, Andrew	.000	.000	.000	2	0	2	0	0	0	0	0	0	0	0	0	0
*3/16	at Nevada	L 3-4	Totals	.309	.502	.423	31	1061	256	328	78	8	37	239	180	238	28	11	42
*3/17	at Nevada	w 10-8	Opponents	.340	.558	.429	31	1125	276	382	91	16	41	253	145	242	44	8	38
3/19	NEW MEXICO STATE	w 14-4																	
*3/22	SAN JOSE STATE	L 13-16	LOB - Team (274), Opp (277). DPs turned - Team (31), Opp (24). IBB - Team (2), SPENRATH, R. 1, MCALISTER, J 1. Picked off - STEPHENS, S. 2, WALKER, K. 2, WEISSENBORN 1, WOOD, T. 1.																
*3/23	SAN JOSE STATE	w 7-5																	
*3/23	SAN JOSE STATE	w 17-4																	
*3/28	at San Diego State	w 5-2																	
*3/29	at San Diego State	L 6-8	<b>Player</b>	<b>era</b>	<b>w-l</b>	<b>app</b>	<b>gs</b>	<b>cg</b>	<b>sh</b>	<b>sv</b>	<b>ip</b>	<b>h</b>	<b>r</b>	<b>er</b>	<b>bb</b>	<b>so</b>	<b>avg</b>	<b>hr</b>	
*3/29	at San Diego State	L 0-13	PURSER, Daxton	6.39	0-2	9	6	0	0	0	31.0	32	25	22	25	32	.264	2	
4/2	at Arizona	L 1-9	LOPEZ, David	8.10	2-1	8	6	0	0	0	36.2	55	37	33	16	24	.348	4	
4/5	SAM HOUSTON	L 14-23	-----																
4/7	SAM HOUSTON	L 3-14	MOGEN, Cristian	0.00	1-0	1	0	0	0	0	2.0	2	0	0	0	0	.250	0	
4/9	at New Mexico State	L 2-10	BAKER-LIVINGSTON	3.00	0-0	2	2	0	0	0	6.0	6	2	2	1	8	.286	0	
			STILL, Justin	3.75	1-0	10	0	0	0	1	12.0	13	7	5	11	10	.295	1	
			BANNISTER, Wil	6.52	1-0	10	5	0	0	0	29.0	43	23	21	13	19	.336	2	
			PENGELLY, Dayne	8.24	3-2	6	4	0	0	0	19.2	37	25	18	14	24	.394	2	
			RUSSELL, Brett	8.55	2-0	9	1	0	0	0	20.0	21	21	19	7	20	.269	2	
			MCBROOM, Brian	9.00	1-0	11	0	0	0	3	11.0	16	11	11	4	10	.327	4	
			STEINKAMP, Arthur	9.16	1-1	11	0	0	0	0	18.2	30	21	19	7	11	.353	2	
			BARNHOUSE, Josh	9.43	1-2	11	1	0	0	1	21.0	31	24	22	13	22	.348	7	
			CASTILLO, Ryan	9.92	1-2	6	2	0	0	0	16.1	25	20	18	4	19	.362	2	
			JACKSON, Jaren	10.12	2-4	10	2	0	0	1	26.2	45	32	30	14	28	.378	10	
			LEHMBECK, Blake	13.50	0-0	2	0	0	0	0	2.0	6	3	3	1	2	.500	0	
			HARDY, Wyatt	21.13	0-1	7	1	0	0	1	7.2	19	18	18	4	11	.452	3	
			NEIL, Andrew	22.50	0-0	3	1	0	0	0	2.0	1	5	5	9	2	.143	0	
			ROMERO, Blane	54.00	0-0	1	0	0	0	0	0.1	0	2	2	2	0	.000	0	
			Totals	8.48	16-15	31	31	0	0	7	262.0	382	276	247	145	242	.340	41	
			Opponents	7.74	15-16	31	31	1	1	5	258.0	328	256	222	180	238	.309	37	

\* = Conference game





PB - Team (3), HOLLAND, J. 3, Opp (3). Pickoffs - Team (4), PURSER, D. 1, BARNHOUSE, J 1, RUSSELL, B. 1, BANNISTER, W 1, Opp (6). SBA/ATT - HOLLAND, J. (23-28), SMITH, K. (21-21), PURSER, D. (5-9), LOPEZ, D. (7-7), RUSSELL, B. (6-6), PENGELLY, D. (5-5), JACKSON, J. (4-5), CASTILLO, R. (3-4), BARNHOUSE, J (3-4), STEINKAMP, A (4-4), BANNISTER, W (2-3), NEIL, A. (2-2), STILL, J. (1-1), MCBROOM, B. (1-1), HARDY, W. (1-1).

Score by innings	1	2	3	4	5	6	7	8	9	EX	Total
New Mexico	20	37	34	33	31	38	29	22	11	1	256
Opponents	42	45	22	39	35	27	24	25	15	2	276

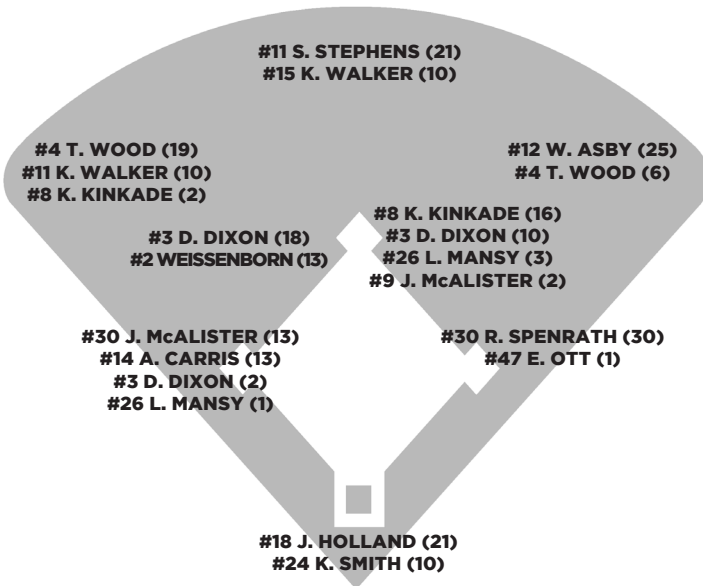
Win-loss breakouts: Day 13-8; Night 3-7; vs Left 3-4; vs Right 13-11; 1-run games 5-3; 2-run games 3-1; 5+run games 4-9; Extra inns 0-1; Shutouts 0-1. Current streak: Lost 6; Longest winning streak: 4; Longest losing streak: 6. Attendance: Home 7701 (avg 481); Away 14934 (avg 1148); Total 22635 (avg 780).



# THE WEEK AHEAD

FRIDAY	SATURDAY	SUNDAY	MONDAY	TUESDAY	WEDNESDAY	THURSDAY
 <b>12</b> VS. FRESNO ST.   6 P.M. MT SANTA ANA STAR FIELD ALBUQUERQUE, N.M.	 <b>13</b> VS. FRESNO ST.   2 P.M. MT SANTA ANA STAR FIELD ALBUQUERQUE, N.M.	 <b>14</b> VS. FRESNO ST.   12 P.M. MT SANTA ANA STAR FIELD- ALBUQUERQUE, N.M.	<b>15</b>	 <b>16</b> VS. CSU PUEBLO   6 P.M. MT SANTA ANA STAR FIELD ALBUQUERQUE, N.M.	<b>17</b>	<b>18</b>

## DEFENSIVE STARTERS BY POSITION



## COACH BROWN VS. 2024 OPPONENTS

OPPONENT	OVERALL	UNM	LAST
Air Force	6-6	6-6	4/23/23
Arizona	2-13	1-3	4/2/24
Arizona State	2-1	2-1	3/23/22
Colorado State-Pueblo	1-1	1-1	4/12/23
CSU Bakersfield	2-0	2-0	2/19/24
Fresno State	7-5	7-5	4/30/23
Hofstra	2-2	2-2	3/3/24
Minnesota	11-17	1-1	2/18/24
Nevada	7-6	6-6	3/17/24
New Mexico State	7-3	7-3	4/9/24
Northern Colorado	20-14	0-0	2/25/23
Oregon State	1-5	1-4	2/19/23
Sam Houston	0-2	0-2	4/7/24
San Diego State	1-11	1-11	3/29/24
San Jose State	5-7	5-7	3/24/24
South Dakota State	34-36	3-1	2/24/2
Texas Tech	2-4	2-4	3/5/24
UNLV	5-7	5-7	3/10/24

- Batting Average (.309)
- Slugging Percentage (.502)
- On Base Percentage (.423)
- Runs Scored (256)
- Runs Batted In (239)
- Walks (180)
- Double Plays (31)
- Saves (7)
- Total Bases (533)
- Home Runs (37)
- Hits (328)
- Doubles (78)
- Triples (8)
- Stolen Bases (28)
- Batters Struck Out Looking (75)
- Wins (16)
- Stolen Bases (28)

They rank second in the league in six more:

## KEY POSITION PLAYER LOSSES

Player, Pos.	Avg.	R	H	2B	3B	HR	RBI
#4 Deylan Pigford, 2B	.297	39	43	9	3	5	13
#7 Jeffrey David, INF/OF	.306	38	59	13	5	3	41
#15 Braydon Runion, OF	.357	48	76	23	4	9	56
#33 Dylan Ditzenberger, OF	.437	42	59	9	1	2	27
#34 Lenny Junior Ashby, OF	.381	46	80	18	0	9	51

## KEY PITCHING LOSSES

Name, Pos.	ERA	APP	IP	W-L	SV	BB	K
#2 Tristin Lively, SP	4.42	13	77.1	6-4	0	23	62
#10 Riley Egloff, SP	6.05	13	74.1	7-3	0	21	67
#27 Isaac Gallegos, SP	4.35	12	70.1	4-2	0	32	60

## TOP RETURNING POSITION PLAYERS

Player, Pos., Yr.	Avg.	R	H	2B	3B	HR	RBI
#2 Chase Weissenborn, SS, Sr.	.291	36	52	10	2	1	27
#3 Devon Dixon, 2B, Sr.	.274	38	45	10	0	6	27
#11 Sean Stephens, OF Sr.	.349	11	22	5	1	1	8
#19 Jake Holland, C, Sr.	.333	29	50	7	1	12	39
#30 Reed Spenrath, 1B, Sr.	.321	54	61	11	4	19	65
#24 Kyle Smith, C/DH, Sr.	.271	17	19	3	3	5	13

## TOP RETURNING PITCHERS

Pitcher, Yr.	ERA	APP	IP	W-L	SV	BB	K
#6 Brian McBroom, RHP, Jr.	5.53	25	40.2	4-2	3	11	39
#19 Justin Still, LHP, Jr.	5.91	17	21.1	0-1	0	16	20
#23 Jaren Jackson, LHP, Sr.	7.46	12	44.2	3-2	1	12	32
#35 Arthur Steinkamp, LHP, Sr.	2.81	15	25.2	0-1	0	4	12
#46 Ben Baker-Livingston, RHP, Jr.	8.62	10	24.0	0-4	0	10	10

## TOP NEWCOMERS

Pos.	Name	Yr.	'23 School
RHP/INF	Andrew Neil	Jr.	Folsom Lake CC
3B	Josh McAlister	Jr.	Ohio State
OF	Tye Wood	Jr.	Iowa Western
RHP	Dayne Pengelly	Jr.	Pima CC
RHP	David Lopez	Jr.	Wharton County JC
1B/OF	Ethan Ott	Jr.	UNC Pembroke
OF/DH	Will Asby	Sr.	San Francisco

**BROWN BREAKS 400**  
 UNM's 10-8 win over Nevada on March 17 was the 400th of UNM Head Coach Tod Brown's career (North Dakota State 2008-2021, UNM 2022-present) — he's one of only three UNM coaches to surpass 400 wins in their careers, trailing only Rich Alday (515-313 [1990-2007]) and Ray Birmingham (414-341 [2008-2020]) — the second and third-longest tenured Lobo Baseball coaches in program history — for the most career wins. Brown

has posted a 63-73 record since becoming UNM's 12th Baseball coach in the summer of 2021 and is 404-423 (.491) in his career as a Head Coach.

### SEEING DOUBLE

The Lobos have excelled at getting two for one this season, ranking No. 11 in NCAA D-I in double plays per game (1.0) and No. 13 in doubles per game (2.54).

CONTINUED ON PAGE 6

## DIGGING THE LONG BALL

The Lobos found a penchant for the long ball in the month of March – after homering four times in their first eight games, they've connected on 30 for a total of 65 RBI since March 1. UNM is 10-1 in games this season in which the Lobos hit multiple homers.

UNM is 12-5 in games in which the Lobos go yard at least once. The Lobos are slugging a MW-best .508 as a team after mashing 10 over four games last week and two more in a weekend series at San Diego State.

Nine different Lobos have hit a homer this season for a total of 37 through 31 games – 27 have been at Santa Ana Star Field.

Jake Holland leads the Lobos with 10 homers and Will Asby has seven – Reed Spenrath has six, all of which have come in the last four weeks since hitting his first of the season on March 10 against UNLV. Devon Dixon hit his first homer of the season against Arizona State in Phoenix two weeks ago and followed with his second exactly a week later against NM State at home to join four other Lobos – Tye Wood, Kyle Smith, Gene Trujillo and Josh McAlister – that have at least two each on the season.

## HOLLAND AND ASBY BRINGING THE POWER

Jake Holland and Will Asby have combined for 17 of UNM's 37 homers with 24 doubles and 67 RBI between the duo so far this season – they tout slugging percentages of .889 and .590, respectively. They both lead the team in multi-RBI games with seven each.

Last week, Holland was ranked as the No. 29 catcher in the nation by D1Baseball.com, with Asby cracking the Top 100 at No. 94 amongst the nation's best outfielders.

Holland won MW Player of the Week honors last week after batting for a .727 batting average and 2.000% slugging (2.750 OPS) with 14 RBI over three games last weekend, homering four times and hitting two doubles in the process. He batted .750 with runners in scoring position (6-for-8) and .667 in two-out situations (4-for-6) in that span. The senior catcher finished with multiple hits, runs and RBI in all three games, homering in each – Holland scored eight runs on the weekend, drawing three walks and only striking out once. He also started behind the dish in all three games, generating 25 putouts and three assists without any errors. He's now up to eighth multi-hit games and six multi-RBI games so far this season with 11 doubles (T-No. 1 in MW) and nine homers (T-No. 1 in MW) despite only starting in 16 of UNM's 24 games.

Batting .308 on the season, Will Asby leads the Lobos in multi-RBI games with seven and overall RBI with 31 (T-No. 2 in the MW, No. 115 in NCAA D-I) – he's been rung up the fewest times of any Lobo (Min. 2.5 AB/game) with a 13-16 strikeout to walk ratio.

The grad transfer by way of University of San Francisco has already driven in more runs in 30 games with the Lobos than he did all season across 38 appearances for the Dons in 2023 (26). He has also already matched his homer output from last season with seven bombs – the third-most in the league – and has hit two of UNM's three grand slams already this season, against UNLV on March 9 (W, 31-15) and New Mexico

State on March 19 (W, 14-4).

That 31-run game on March 9 was Asby's third game this season with four or more RBI; he drove in career-high nine runs that night, good for the second-most in a single game in program history. The Lobos matched the program record for single-game scoring with their 31 runs that night.

## SPENRATH BACK TO FORM

– After mashing 19 homers in his first season in Albuquerque, Reed Spenrath was productive at the plate through his first 16 games (.300/.455/.483) but with just one thing missing – a home run. He finally broke through with his first of the year and the Lobos' 18th of the season in the weekend finale against UNLV on March 10, smacking a three-run shot more than 450 feet out of Santa Ana Star Field to put the Lobos up 5-4 late.

– He's done so again five more times since then with two more multi-run homers against Arizona State (March 12) and Nevada (March 17) before hitting solo shots against New Mexico State (March 19) and San Diego State (March 28). He hit another two-run shot in Friday's series opener against Sam Houston.

Through seven weeks of Baseball, Spenrath has accumulated 24 RBI while hitting 10 doubles and four triples, connecting on 40 hits and drawing 24 walks.

Spenrath has 14 multi-hit games and six multi-RBI games, starting all but one game at first while racking up 227 putouts and 18 assists. He's been a part of 29 of UNM's 30 double plays (No. 6 in NCAA D-I) this season.

– Spenrath was named to D1Baseball.com's Top 50 first baseman rankings (No. 46) and Preseason All-MW ahead of his season. A first-team all-conference selection in his first season with the Lobos in 2023, Spenrath led the team and ranked second in the conference in 2023 with 19 home runs – the sixth-most in a single season in program history – to go with 65 RBIs. The 6'5" power hitter also led the team and ranked third in the conference with 54 runs scored, batting .321 while reaching base at a clip of .421. He finished the season with 16 multi-hit games and 18 multi-RBI games.

## 31-RUN MADNESS

The Lobos matched a program record set in 2004 with 31 runs scored in their series-clinching win over UNLV on March 9, racking up 29 hits and getting multiple RBI from six different Lobos in the process. Will Asby drove in a team-high nine runs – the second-most in a single game in program history and the most since 2010 – and Kyle Smith added six more. UNM's 29 hits in total are the most in a single game since 2010 and fourth-most in a single game in program history. Asby was 2-for-2 with two doubles and 4 RBI in the first inning alone as the Lobos plated 20 runs in the first three frames. UNLV scored 15 runs in total and looked to get within striking distance late after plating eight between the fourth and sixth innings, but RHP Josh Barnhouse calmed things down in relief, allowing just one hit over 3 1/2 innings of work while striking out four and walking two to calm things down and earn the first win of his UNM career.

SEASON-OPENING NOTES / EARLY RETURNS

## ALL-TIME SERIES

Series Record: 35-34-1

Home: 22-9; Away: 12-23-1; Neutral: 1-2

1960	Los Angeles, Calif.	L, 2-9
3/31/72	Fresno, Calif.	L, 2-9
3/18/92	Fresno, Calif.	L, 4-9
3/28/98	Fresno, Calif.	L, 4-7
3/29/98	Fresno, Calif.	L, 1-7
3/29/98	Fresno, Calif.	L, 6-12
5/15/98	San Diego, Calif. (WAC Trn.)	L, 2-3 (10)
4/1/99	Albuquerque, N.M.	W, 27-26
4/3/99	Albuquerque, N.M.	W, 11-10
4/3/99	Albuquerque, N.M.	W, 19-11
3/13/01	Fresno, Calif.	L, 3-9
3/30/12	Fresno, Calif.	W, 9-3
4/1/12	Fresno, Calif.	W, 7-1
4/1/12	Fresno, Calif.	L, 3-4
4/12/13	Albuquerque, N.M.	W, 11-4
4/13/13	Albuquerque, N.M.	W, 14-3
4/14/13	Albuquerque, N.M.	W, 4-3
5/10/13	Fresno, Calif.	W, 9-0
5/11/13	Fresno, Calif.	W, 7-2
5/12/13	Fresno, Calif.	L, 8-9
3/14/14	Fresno, Calif.	W, 9-7
3/15/14	Fresno, Calif.	W, 6-2
3/16/14	Fresno, Calif.	W, 6-4
4/11/14	Albuquerque, N.M.	W, 5-4
4/12/14	Albuquerque, N.M.	W, 11-6
4/13/14	Albuquerque, N.M.	W, 4-1
3/27/15	Albuquerque, N.M.	W, 12-7
3/28/15	Albuquerque, N.M.	L, 1-8
3/29/15	Albuquerque, N.M.	W, 5-1
5/15/15	Fresno, Calif.	L, 3-4
5/15/15	Fresno, Calif.	W, 4-0
5/16/15	Fresno, Calif.	L, 2-11
5/23/15	Reno, Nev. (MW Trn.)	W, 9-1
4/8/16	Albuquerque, N.M.	W, 2-1
4/9/16	Albuquerque, N.M.	W, 14-13 (12)
4/10/16	Albuquerque, N.M.	W, 7-4
3/31/17	Albuquerque, N.M.	W, 24-4
4/1/17	Albuquerque, N.M.	L, 1-2
4/2/17	Albuquerque, N.M.	W, 6-2
5/12/17	Fresno, Calif.	L, 3-9
5/13/17	Fresno, Calif.	L, 2-16
5/14/17	Fresno, Calif.	L, 9-15
5/27/17	Albuquerque, N.M. (MW Trn.)	L, 5-11
3/9/18	Fresno, Calif.	W, 5-4
3/10/18	Fresno, Calif.	L, 1-5
3/11/18	Fresno, Calif.	L, 4-5
4/6/18	Albuquerque, N.M.	L, 5-15
4/7/18	Albuquerque, N.M.	L, 6-7
4/8/18	Albuquerque, N.M.	L, 6-11
4/26/19	Fresno, Calif.	L, 4-10
4/27/19	Fresno, Calif.	W, 8-2
4/28/19	Fresno, Calif.	T, 6-6
3/13/21	Fresno, Calif.	L, 2-5
3/13/21	Fresno, Calif.	W, 1-0
3/14/21	Fresno, Calif.	L, 5-6
5/1/21	Albuquerque, N.M.	L, 8-10
5/1/21	Albuquerque, N.M.	L, 9-11
5/2/21	Albuquerque, N.M.	L, 9-12
3/11/22	Albuquerque, N.M.	W, 7-3
3/12/22	Albuquerque, N.M.	L, 3-12
3/13/22	Albuquerque, N.M.	W, 9-8
4/8/22	Fresno, Calif.	L, 1-11
4/9/22	Fresno, Calif.	W, 4-3
4/10/22	Fresno, Calif.	L, 2-6
3/17/23	Fresno, Calif.	L, 3-5
3/18/23	Fresno, Calif.	L, 8-9
3/19/23	Fresno, Calif.	W, 7-2
4/28/23	Albuquerque, N.M.	W, 16-10
4/29/23	Albuquerque, N.M.	W, 17-7
4/30/23	Albuquerque, N.M.	W, 6-5 (10)

– UNM looks to improve its standing in the Mountain West for a third consecutive season – the Lobos finished sixth (10-20 MW) in Brown's first season as head coach in 2022 and narrowly missed out on the conference tournament with a fifth-place finish (13-17 MW) in 2023.

– The Lobos' offense in 2023 was one of their most productive in recent memory – UNM's .328

CONTINUED ON PAGE 7

# NOTES, CONTINUED

team batting average was the third-best in the NCAA and best in the Mountain West, as well as the Lobos' best since 2013.

– UNM's 26-25 record in 2023 was the most wins since 2017 and first winning season since then (not counting UNM's 14-4 record in the canceled COVID season of 2020).

– Reed Spenrath was named to the Mountain West Baseball Preseason All-Conference Team, with the Lobos picked fifth in the preseason poll as voted on by the league's coaches. Spenrath was named to D1Baseball.com's Top 50 First Baseman rankings ahead of the season, coming in at No. 46 in the nation. He was named one of three captains for this year's Lobos squad along with fellow seniors Chase Weissenborn and Brett Russell.

## BROWN'S PROGRAM-BUILDING RESUME

– In his first five seasons as head coach at North Dakota State, Brown's teams improved their winning percentage in each season, going from 15-30 (.333) in his first season in 2008 to 40-20 (.667) in 2012 and finishing each of the next nine seasons above .400. The Bison reached the Summit League tournament eight times in that span, advancing to NCAA Regionals in 2014 and 2021.

– Brown coached the Bison to 40-win seasons in 2012 and 2021.

– In Brown's second season at UNM, the Lobos improved to 26-25 from 21-33 the year prior, with the highest team batting average since 2013 (.328) and lowest team ERA since 2016 (5.95).

– In 16 years as a D-I Head Coach, Brown has finished the season above .400 13 times and above .500 five times – the only three seasons in which he's finished below .400 were his first two years in Fargo (2008, 2009) and his first season in Albuquerque (2022).

## YOUR 2024 LOBOS ROSTER

– UNM's 2024 roster includes 16 returning players with 24 newcomers – the Lobos return seven position players who started at least 10 games in 2023 and losing six.

– Of the Lobos' newcomers, 8 are freshmen and 16 are transfers – 12 from junior colleges and four from four-year institutions.

– 29 players are upperclassmen – 13 seniors and 16 juniors – the most upperclassmen Brown has had on a roster in Albuquerque.

## THE REMAINING SCHEDULE

– UNM's 54-game 2024 schedule, including 30 Mountain West Conference games, features five different teams that reached NCAA Regionals last spring – Oregon State, Texas Tech, Arizona, San Jose State and Sam Houston State – with 27 games against nine opponents that ranked in the Top 150 in the nation in last season's final RPI rankings.

– UNM will play 30 games at Santa Ana Star Field in Albuquerque and 24 games on the road throughout the regular season.

– This current four-game homestand includes UNM's only MW series with Fresno State April 12-14 before a matchup with D-II CSU-Pueblo on April 16. The Lobos then travel to Air Force

## TEAM STATISTICS COMPARISON

### GENERAL

<b>NEW MEXICO</b> .....	<b>FRESNO STATE</b>
26-25 (13-17 MW) .....	2023 RECORD .....
16-15 (7-5 MW) .....	2024 RECORD .....
	14-37 (9-21 WAC)
	23-9 (12-3 MW)

### HITTING

.309 .....	BATTING AVG .....	298
256 .....	RUNS .....	239
328 .....	HITS .....	320
78 .....	2BS .....	82
8 .....	3BS .....	8
37 .....	HRS .....	37
239 .....	RBI .....	224
.502 .....	SLG% .....	492
.423 .....	ON-BASE% .....	399
13 .....	SACRIFICE FLIES .....	15
10 .....	SACRIFICE HITS .....	17
28-39 .....	SB-SBA .....	25-33

### DEFENSE

786 .....	PUTOUTS .....	839
286 .....	ASSISTS .....	272
42 .....	ERRORS .....	28
.962 .....	FLD% .....	.975

### PITCHING

8.48 .....	ERA .....	4.15
7 .....	SAVES .....	8
262.0 .....	INNINGS PITCHED .....	279.2
382 .....	HITS ALLOWED .....	342
276 .....	RUNS ALLOWED .....	151
247 .....	EARNED RUNS ALLOWED .....	129
145 .....	WALKS .....	83
242 .....	STRIKEOUTS .....	287
91 .....	2BS ALLOWED .....	40
16 .....	3BS ALLOWED .....	10
41 .....	HRS ALLOWED .....	38
.340 .....	BATTING AVG. AGAINST .....	.253

– another MW opponent they'll only face in one series – for a three-game series April 19-21 before heading down to Lubbock, Texas for their second and final meeting with Texas Tech April 23. Rematches with San Diego State at home (April 26-28), UNLV on the road (May 3-5), Nevada at home (May 10-12) and San Jose State on the road (May 16-18) comprise the remainder of UNM's regular season, with Senior Day set for May 12.

– Should the Lobos finish among the Top Four in the Mountain West standings, they'll earn a berth to the MWC Championships May 23-25, hosted this year by San Diego State. The winner earns the conference's automatic berth to an NCAA Regional.

## 2023 BY THE NUMBERS

– UNM's .328 batting average in 2023 was its highest since 2013 – The Lobos led the Mountain West in that category and ranked third nationally.

– The Lobos hit 87 home runs – their most since 2003. That total led the Mountain West and is the third most in program history.

– UNM slugged .559 on the season, the sixth highest in program history and highest since 2003, leading the Mountain West.

– The Lobos finished the season with a .974 fielding percentage – the second highest in program history (2017) – that also led the Mountain West.

– Improving from a 9.06 ERA as a team in Brown's first season to a 5.95, UNM only allowed 3.20 walks per nine innings, its lowest average since 2014 and the best in the Mountain West. The Lobos' 1.59 WHIP was its lowest since 2015.

– UNM scored 441 runs (most since 2017, led MW) and racked up 617 hits (most since 2017, led MW) to go with 24 triples (most since 2015, led MW) and 411 RBI (most since 2017, led MW).

– Lobo batters reached base at a .406 clip, UNM's best average since 2017 (Led MW).

– UNM turned 48 double plays in 51 games, the most in the MW and 33rd-most in the nation. The Lobos' .94 double plays per game ranked No. 9 in the nation.



## DOUBLE PLAYS IN ORDER

#	GM#	DATE	OPPONENT	PITCHER	SCORING	FIELDERS	INN	OUTS
1	1	Feb 16	vs Oregon State	BARNHOUSE	36 GDP	SPENRATH-WEISSENBORN	5	1
2	1	Feb 16	vs OregonState	STEINKAMP	643 GDP	WEISSENBORN-DIXON-SPENRATH	7	1
3	2	Feb 17	vs CSUB	LOPEZ	36 GDP	SPENRATH-WEISSENBORN	4	1
4	3	Feb 18	vs Minnesota	PURSER	643 GDP	WEISSENBORN-KINKADE-SPENRATH	2	0
5	3	Feb 18	vs Minnesota	STILL	363 GDP INT	SPENRATH-WEISSENBORN-SPENRATH	7	1
6	4	Feb 19	vs CSUB	BAKER-LIVINGS.	643 GDP	DIXON-KINKADE-OTT	4	1
7	5	Feb 22	S. Dakota St.	JACKSON	643 GDP	DIXON-KINKADE-SPENRATH	1	1
8	6	Feb 23	S. Dakota St.	LOPEZ	543 GDP	McALISTER-MANSY-SPENRATH	5	0
9	7	Feb 24	S. Dakota St.	BAKER-LIVINGS.	643 GDP	DIXON-KINKADE-SPENRATH	1	1
10	7	Feb 24	S. Dakota St.	BARNHOUSE	53 DP	McALISTER-SPENRATH	4	0
11	7	Feb 24	S. Dakota St.	PURSER	63 GDP	DIXON-SPENRATH	8	0
12	7	Feb 24	S. Dakota St.	STILL	463 GDP	KINKADE-DIXON-SPENRATH	9	0
13	10	Mar 02	Hofstra	BANNISTER	463 GDP	KINKADE-DIXON-SPENRATH	5	1
14	11	Mar 02	Hofstra	RUSSELL	63 GDP	DIXON-SPENRATH	3	1
15	13	Mar 05	TexasTech	CASTILLO	463 GDP	KINKADE-DIXON-SPENRATH	5	0
16	15	Mar 09	UNLV	RUSSELL	643 GDP	DIXON-KINKADE-SPENRATH	3	1
17	15	Mar 09	UNLV	BARNHOUSE	643 GDP	DIXON-MANSY-SPENRATH	9	1
18	17	Mar 12	at ArizonaState	PENGELLY	463 GDP	DIXON-WEISSENBORN-SPENRATH	3	0
19	17	Mar 12	at ArizonaState	STILL	463 GDP	DIXON-WEISSENBORN-SPENRATH	7	1
20	18	Mar 15	at Nevada	STILL	463 GDP	DIXON-WEISSENBORN-SPENRATH	4	0
21	20	Mar 17	at Nevada	BARNHOUSE	463 GDP	DIXON-WEISSENBORN-SPENRATH	7	1
22	21	Mar 19	New Mexico St.	RUSSELL	43 DP	DIXON-SPENRATH	4	1
23	21	Mar 19	New Mexico St.	STILL	643 DP	WEISSENBORN-DIXON-SPENRATH	6	1
24	22	Mar 22	San Jose State	LOPEZ, D.	643 GDP	WEISSENBORN-DIXON-SPENRATH	2	1
25	22	Mar 22	San Jose State	LOPEZ, D.	643 GDP	WEISSENBORN-DIXON-SPENRATH	4	1
26	22	Mar 22	San Jose State	STEINKAMP, A	643 GDP	WEISSENBORN-DIXON-SPENRATH	5	1
27	22	Mar 22	San Jose State	STEINKAMP, A	463 GDP	DIXON-WEISSENBORN-SPENRATH	6	1
28	24	Mar 23	San Jose State	CASTILLO, R.	463 GDP	KINKADE-DIXON-SPENRATH	7	1
29	25	Mar 28	at San Diego St.	JACKSON, J.	463 DP	McALISTER-DIXON-SPENRATH	6	0
30	27	Mar 29	at San Diego St.	CASTILLO, R.	463 GDP	McALISTER-DIXON-SPENRATH	1	0
31	31	Apr 9	at New Mexico St.	JACKSON, J.	36 DP	SPENRATH-DIXON	3	1

## STOLEN BASE ATTEMPTS IN ORDER

GM#	DATE	OPPONENT	RUNNER	BASE	RESULT	INN	OUTS	COUNT	SCORE	RATIO	FINAL
1	Feb 16	vs Oregon St.	WALKER, K.	2	CS	1	0	3-3	0-0	0-1	L, 6-15
4	Feb 19	vs CSUB	MCALISTER, J	2	SB	5	0	-	4-0	1-2	W, 6-2
4	Feb 19	vs CSUB	SMITH, K.	2	CS	6	2	1-0	6-0	1-3	W, 6-2
4	Feb 19	vs CSUB	MCALISTER, J	2	SB	7	1	-	6-0	2-4	W, 6-2
5	Feb 22	S. Dakota St.	WOOD, T.	2	SB	2	1	-	0-3	3-5	L, 5-11
6	Feb 23	S. Dakota St.	STEPHENS, S.	2	SB	7	1	-	8-9	4-6	W, 12-11
7	Feb 24	S. Dakota St.	MCALISTER, J	2	SB	6	1	-	3-6	5-7	W, 9-8
8	Feb 24	S. Dakota St.	STEPHENS, S.	2	SB	3	2	-	6-1	6-8	W, 13-2
8	Feb 24	S. Dakota St.	WOOD, T.	2	SB	5	0	-	7-2	7-9	W, 13-2
9	Mar 01	Hofstra	STEPHENS, S.	2	SB	5	0	-	2-3	8-10	L, 9-10
9	Mar 01	Hofstra	STEPHENS, S.	3	SB	5	0	-	2-3	9-11	L, 9-10
9	Mar 01	Hofstra	STEPHENS, S.	2	SB	8	0	-	6-10	10-12	L, 9-10
10	Mar 02	Hofstra	WOOD, T.	2	SB	8	2	-	12-14	11-13	L, 15-16
10	Mar 02	Hofstra	WALKER, K.	2	CS	9	2	1-0	14-14	11-14	L, 15-16
11	Mar 02	Hofstra	WOOD, T.	2	CS	4	0	-	4-6	11-15	W, 11-7
12	Mar 03	Hofstra	STEPHENS, S.	2	SB	2	2	-	2-0	12-16	W, 9-6
12	Mar 03	Hofstra	STEPHENS, S.	2	CS	7	1	-	9-5	12-17	W, 9-6
13	Mar 05	Texas Tech	WOOD, T.	2	SB	2	1	-	0-7	13-18	L, 8-11
13	Mar 05	Texas Tech	WOOD, T.	2	SB	3	1	-	4-7	14-19	L, 8-11
13	Mar 05	Texas Tech	STEPHENS, S.	2	SB	7	2	-	8-11	15-20	L, 8-11
13	Mar 05	Texas Tech	STEPHENS, S.	2	SB	9	2	-	8-11	16-21	L, 8-11
14	Mar 09	UNLV	SPENRATH, R.	2	SB	7	0	3-3	5-2	17-22	W, 7-6
15	Mar 09	UNLV	SMITH, K.	2	SB	1	1	-	5-3	18-23	W, 31-15
17	Mar 12	at Arizona St.	WOOD, T.	2	SB	4	1	-	2-3	19-24	W, 6-4
17	Mar 12	at Arizona St.	WALKER, K.	2	SB	5	2	-	3-3	20-25	W, 6-4
17	Mar 12	at Arizona St.	WOOD, T.	2	SB	8	1	-	6-3	21-26	W, 6-4
17	Mar 12	at Arizona St.	STEPHENS, S.	2	CS	9	1	-	6-4	21-27	W, 6-4
18	Mar 15	at Nevada	WOOD, T.	2	SB	2	0	-	0-0	22-28	L, 2-13
18	Mar 15	at Nevada	WOOD, T.	2	SB	4	0	-	1-5	23-29	L, 2-13
20	Mar 17	at Nevada	WOOD, T.	2	CS	5	0	-	8-7	23-30	W, 10-8
22	Mar 22	San Jose St.	SPENRATH, R.	2	SB	1	2	-	1-1	24-31	L, 13-16
24	Mar 23	San Jose St.	SPENRATH, R.	2	SB	2	2	-	6-3	25-32	W, 17-4
25	Mar 28	at San Diego St.	ASBY, W.	2	SB	4	2	-	0-0	26-33	W, 5-2
25	Mar 28	at San Diego St.	DIXON, D.	2	SB	6	1	-	5-0	27-34	W, 5-2
27	Mar 29	at San Diego St.	SPENRATH, R.	2	SB	4	1	3-3	0-6	28-35	L, 0-13



# 2024 NEW MEXICO PITCH MIXES AND VELO RANGES

## #6 BRIAN MCBROOM (RHP)

2-SEAM FB 87-90  
SL 77-79  
CH 76-77

## #13 BRETT RUSSELL (RHP)

FB 90-94  
CB 80-83  
SPLT 81-83

## #17 CRISTIAN MOGEN (RHP)

FB 88-91  
CB 74-76  
CH 78-80

## #19 JUSTIN STILL (LHP)

FB 88-90  
SL 78-80  
SPLT 74-76

## #23 JAREN JACKSON (LHP)

FB 89-93  
SL 78-80  
CH 76-78

## #27 DAVID LOPEZ (RHP)

FB 90-96  
SL 82-84  
CB 74-77  
SPLT 84-87

## #29 WYATT HARDY (RHP)

FB 89-92  
SL 76-78  
CUT 81-83  
CB 72-74  
CH 79-81

## #31 DAYNE PENGELLY (RHP)

FB 92-95 (97)  
SL 83-85  
CH 85-87

## #33 DAXTON PURSER (LHP)

FB 88-92  
CB 74-76  
SL 71-73

## #34 JOSH BARNHOUSE (RHP)

FB 88-90  
CB 73-75  
SL 79-82  
CH 79-81

## #40 WIL BANNISTER (RHP)

FB 88-91  
CUT 77-79  
SL 73-75  
CB 68-70

## BY PITCH COUNT

Pitchers	vs	BF	NP	Avg	Balls	Strikes	%Strik	BB	K	H	Fly	Gnd	InPlay
BAKER-LIVING	all	25	99	4.0	33	66	66.7	1	8	6	4	4	14
BANNISTER, W	all	147	504	3.4	191	313	62.1	13	19	43	44	22	111
BARNHOUSE, J	all	105	414	3.9	157	257	62.1	13	22	31	20	17	69
CASTILLO, R.	all	79	285	3.6	109	176	61.8	4	19	25	8	18	53
HARDY, W.	all	46	190	4.1	71	119	62.6	4	11	19	5	7	31
JACKSON, J.	all	143	557	3.9	212	345	61.9	14	28	45	27	21	101
LEHMBECK, B.	all	13	50	3.8	19	31	62.0	1	2	6	2	2	10
LOPEZ, D.	all	183	641	3.5	252	389	60.7	16	24	55	31	50	140
MCBROOM, B.	all	57	209	3.7	77	132	63.2	4	10	16	15	8	42
MOGEN, C.	all	8	26	3.2	9	17	65.4	0	0	2	3	3	8
NEIL, A.	all	18	78	4.3	51	27	34.6	9	2	1	1	3	5
PENGELLY, D.	all	115	450	3.9	189	261	58.0	14	24	36	14	19	72
PURSER, D.	all	154	632	4.1	258	374	59.2	25	32	32	35	20	91
ROMERO, B.	all	3	12	4.0	9	3	25.0	2	0	0	1	0	1
RUSSELL, B.	all	87	328	3.8	117	211	64.3	7	20	21	15	21	60
STEINKAMP, A	all	96	330	3.4	113	217	65.8	7	11	30	20	22	75
STILL, J.	all	58	239	4.1	110	129	54.0	11	10	13	7	12	34

# LOBO HOME RUN TRACKER

NO.	PLAYER	GM#	DATE	OPPONENT	ON BASE	INN	OUTS	COUNT	SCORE	FINAL
1.	Jake Holland (1)	1	Feb 16	vs Oregon State	0	8	1	0-0	1-15	L, 6-15
2.	Josh McAlister (1)	2	Feb 17	vs CSU Bakersfield	0*	2	0	0-0	0-0	W, 4-3
3.	Will Asby (1)	2	Feb 17	vs CSU Bakersfield	0	2	0	3-1	1-0	W, 4-3
4.	Will Asby (2)	2	Feb 17	vs CSU Bakersfield	0	4	2	1-1	2-1	W, 4-3
5.	Will Asby (3)	8	Feb 24	South Dakota State	1	1	1	2-1	0-0	W, 13-2
6.	Gene Trujillo (1)	8	Feb 24	South Dakota State	1	7	0	1-1	11-2	W, 13-2
7.	Will Asby (4)	9	Mar 01	Hofstra	1	8	1	0-1	6-10	L, 9-10
8.	Kyle Smith (1)	10	Mar 02	Hofstra	1	6	0	3-2	7-8	L, 15-16
9.	Ethan Ott (1)	11	Mar 02	Hofstra	1	3	1	1-1	2-6	W, 11-7
10.	Jake Holland (2)	11	Mar 02	Hofstra	1	5	1	0-0	5-7	W, 11-7
11.	Tye Wood (1)	11	Mar 02	Hofstra	0	5	1	3-1	7-7	W, 11-7
12.	Jake Holland (3)	11	Mar 02	Hofstra	2	6	2	1-0	8-7	W, 11-7
13.	Jake Holland (4)	12	Mar 03	Hofstra	1	2	0	1-2	0-0	W, 9-6
14.	Tye Wood (2)	12	Mar 03	Hofstra	3#	4	2	0-1	3-2	W, 9-6
15.	Ethan Ott (2)	14	Mar 09	UNLV	0	2	1	0-0	0-1	W, 7-6
16.	Will Asby (5)	15	Mar 09	UNLV	3#	3	1	0-0	16-7	W, 31-15
17.	Kyle Smith (2)	15	Mar 09	UNLV	2	6	2	1-0	22-15	W, 31-15
18.	Reed Spenrath (1)	16	Mar 10	UNLV	2	6	1	1-2	2-4	W, 6-5
19.	Reed Spenrath (2)	17	Mar 12	at Arizona State	1	4	1	2-1	0-3	W, 6-4
20.	Devon Dixon (1)	17	Mar 12	at Arizona State	2	6	1	2-0	3-3	W, 6-4
21.	Reed Spenrath (3)	20	Mar 17	at Nevada	2	1	1	1-0	0-0	W, 10-8
22.	Jake Holland (5)	20	Mar 17	at Nevada	1	7	0	0-1	8-7	W, 10-8
23.	Will Asby (6)	21	Mar 19	New Mexico State	3#	3	2	3-1	3-5	W, 14-4
24.	Devon Dixon (2)	21	Mar 19	New Mexico State	0	4	2	1-1	9-3	W, 14-4
25.	Reed Spenrath (4)	21	Mar 19	New Mexico State	0	6	1	2-0	9-4	W, 14-4
26.	Jake Holland (6)	22	Mar 22	San Jose State	2	2	2	2-0	3-3	L, 13-16
27.	Will Asby (7)	23	Mar 23	San Jose State	0*	5	0	0-0	2-2	W, 7-5
28.	Jake Holland (7)	23	Mar 23	San Jose State	0*	7	0	0-0	3-4	W, 7-5
29.	Gene Trujillo (2)	24	Mar 23	San Jose State	0*	2	0	1-0	1-3	W, 17-4
30.	Jake Holland (8)	24	Mar 23	San Jose State	2	2	2	0-0	3-3	W, 17-4
31.	Josh McAlister (2)	24	Mar 23	San Jose State	1	5	2	1-2	12-4	W, 17-4
32.	Jake Holland (9)	24	Mar 23	San Jose State	2	6	1	0-0	14-4	W, 17-4
33.	Jake Holland (10)	26	Mar 29	at San Diego State	2	8	1	0-0	0-5	L, 6-8
34.	Reed Spenrath (5)	26	Mar 29	at San Diego State	0	8	1	0-0	3-5	L, 6-8
35.	Gene Trujillo (3)	29	April 5	Sam Houston	1	2	0	0-0	0-13	L, 14-23
36.	Josh McAlister (3)	29	April 5	Sam Houston	0	4	1	2-1	5-15	L, 14-23
37.	Reed Spenrath (6)	29	April 5	Sam Houston	1	6	1	2-1	11-21	L, 14-23

# BY PLATE APPEARANCE

Batters	vs	TPA	NP	Avg	Balls	Strikes	%Strik	BB	K	H	Fly	Gnd	InPlay
ASBY, W.	all	142	518	3.6	212	306	59.1	17	16	35	36	30	105
CARRIS, A.	all	63	241	3.8	90	151	62.7	5	13	16	15	12	46
DIXON, D.	all	122	524	4.3	211	313	59.7	18	25	22	22	31	78
HOLLAND, J.	all	97	306	3.2	108	198	64.7	7	18	31	26	12	70
KINKADE, K.	all	81	298	3.7	118	180	60.4	10	14	21	22	9	54
MANSY, L.	all	44	178	4.0	91	87	48.9	12	5	6	9	11	27
MCALISTER, J	all	74	285	3.9	109	176	61.8	7	18	18	11	17	48
MUNGUIA, A.	all	3	14	4.7	4	10	71.4	0	1	1	1	0	2
OTT, E.	all	65	244	3.8	98	146	59.8	10	18	17	7	8	35
SMITH, K.	all	73	264	3.6	104	160	60.6	8	13	19	16	13	50
SPENRATH, R.	all	140	572	4.1	242	330	57.7	23	30	41	24	18	86
STEPHENS, S.	all	94	342	3.6	148	194	56.7	12	13	24	12	25	64
TRUJILLO, G.	all	31	98	3.2	35	63	64.3	3	8	11	5	3	21
WALKER, K.	all	109	431	4.0	180	251	58.2	17	14	30	15	29	77
WEISSENBORN	all	47	179	3.8	65	114	63.7	4	12	12	11	8	31
WOOD, T.	all	115	499	4.3	243	256	51.3	25	20	23	20	17	62

## MISCELLANEOUS HITTING

Multiple Hit Games	2	3	4	5+	Total
30 SPENRATH, Reed	11	2	1	-	14
15 WALKER, Khalil	9	-	-	1	10
18 HOLLAND, Jake	5	3	1	-	9
12 ASBY, Will	3	4	2	-	9
11 STEPHENS, Sean	5	2	-	-	7
8 KINKADE, Konner	7	-	-	-	7
4 WOOD, Tye	4	1	-	-	5
47 OTT, Ethan	4	1	-	-	5
9 MCALISTER, Josh	3	2	-	-	5
3 DIXON, Devon	2	2	-	-	4
24 SMITH, Kyle	2	-	1	1	4
14 CARRIS, Akili	2	1	-	-	3
2 WEISSENBORN, Chase	1	2	-	-	3
43 TRUJILLO, Gene	2	1	-	-	3
26 MANSY, Luke	-	1	-	-	1
TEAM	60	22	5	2	89

Multiple RBI Games	2	3	4	5+	Total
18 HOLLAND, Jake	3	2	-	3	8
12 ASBY, Will	3	1	2	1	7
30 SPENRATH, Reed	2	4	-	1	7
4 WOOD, Tye	4	-	1	-	5
11 STEPHENS, Sean	5	-	-	-	5
8 KINKADE, Konner	3	1	1	-	5
47 OTT, Ethan	2	1	-	-	3
9 MCALISTER, Josh	-	2	1	-	3
3 DIXON, Devon	2	-	1	-	3
14 CARRIS, Akili	1	2	-	-	3
43 TRUJILLO, Gene	2	1	-	-	3
15 WALKER, Khalil	1	1	-	-	2
2 WEISSENBORN, Chase	-	2	-	-	2
24 SMITH, Kyle	-	-	-	2	2
26 MANSY, Luke	1	-	-	-	1
TEAM	29	17	6	7	59

Hitting Streaks	Longest	Current
15 WALKER, Khalil	11	2
30 SPENRATH, Reed	10	4
47 OTT, Ethan	9	1
11 STEPHENS, Sean	7	-
3 DIXON, Devon	6	-
18 HOLLAND, Jake	6	3
4 WOOD, Tye	6	-
14 CARRIS, Akili	6	-
8 KINKADE, Konner	6	3
43 TRUJILLO, Gene	5	-
12 ASBY, Will	4	-
9 MCALISTER, Josh	4	3
24 SMITH, Kyle	3	-
2 WEISSENBORN, Chase	3	-
26 MANSY, Luke	3	-
10 MUNGUIA, Austin	1	-

Reached Base Streaks	Longest	Current
30 SPENRATH, Reed	17	13
9 MCALISTER, Josh	14	3
4 WOOD, Tye	13	3
11 STEPHENS, Sean	12	-
3 DIXON, Devon	11	-
15 WALKER, Khalil	11	2
12 ASBY, Will	10	1
47 OTT, Ethan	10	1
18 HOLLAND, Jake	8	3
8 KINKADE, Konner	7	7
2 WEISSENBORN, Chase	7	7
24 SMITH, Kyle	7	-
14 CARRIS, Akili	6	3
43 TRUJILLO, Gene	5	-
26 MANSY, Luke	5	-
10 MUNGUIA, Austin	1	-



# MOUNTAIN WEST STATS LEADERS

## TEAM BATTING

	g	avg	ab	r	h	2b	3b	hr	bb	so	sb-att
New Mexico	31	.309	1061	256	328	78	8	37	180	238	28-39
UNLV	32	.300	1145	254	343	71	8	35	141	245	16-22
Nevada State	32	.298	1075	239	320	82	8	37	123	218	25-33
Nevada	28	.281	982	172	276	72	4	34	90	219	23-34
Air Force	31	.272	1054	188	287	53	8	22	134	288	54-66
San Diego State	32	.267	1115	171	298	64	8	19	99	302	19-27
San Jose State	33	.248	1128	194	280	56	13	38	142	302	9-18
Totals	10	.282	7560	1474	2132	476	57	222	909	1812	174-239

## TEAM PITCHING

	g	era	w	l	sv	ip	h	r	er	bb	so
Fresno State	32	4.15	23	9	8	279.2	268	151	129	83	287
Nevada	28	6.09	12	16	2	244.0	270	180	165	117	228
UNLV	32	6.28	17	15	4	281.0	339	219	196	122	241
San Jose State	33	6.40	12	21	3	285.1	324	244	203	154	224
Air Force	31	6.72	12	18	5	260.0	312	219	194	135	211
San Diego State	32	6.92	10	22	3	277.0	267	254	213	225	297
New Mexico	31	8.48	16	15	7	262.0	382	276	247	145	242
Totals	109	6.42	102	116	32	1889.0	2162	1543	1347	981	1730

## TEAM FIELDING

	g	po	a	e	pct	dp	pb	sba-att
Fresno State	32	839	272	28	.975	25	2	9-17
Nevada	28	732	264	28	.973	18	4	41-52
UNLV	32	843	297	38	.968	16	1	25-31
Air Force	31	780	350	40	.966	23	6	33-44
San Jose State	33	856	274	41	.965	20	5	32-40
New Mexico	31	786	286	42	.962	31	3	44-52
San Diego State	32	831	262	44	.961	22	14	49-66
Totals	109	5667	2005	261	.967	155	35	233-302

## INDIVIDUAL BATTING

Min 2.5 AB/Team game	g	avg	ab	r	h	rbi	2b	3b	hr	bb
TURNER, Colby-SD	30	.378	111	22	42	29	7	4	4	6
SALDIVAR, Eddie-FS	32	.374	131	38	49	24	10	3	3	13
HOLLAND, J.-NM	23	.373	83	23	31	36	13	0	10	7
HOPFE, Tommy-FS	32	.360	125	28	45	29	11	1	5	15
Jay Thomason-AF	31	.358	123	39	44	23	7	2	8	20
SPENRATH, R.-NM	31	.353	116	28	41	25	11	4	6	24
KRYSZCZUK-LV	32	.353	116	30	41	40	11	1	8	25
PEPPI, Rocco-FS	32	.352	122	27	43	36	11	0	8	5
HIGGINS-LV	31	.349	126	32	44	15	13	1	2	13
BALL, Michael-NV	28	.348	115	24	40	28	13	0	6	4
WALKER, K.-NM	27	.345	87	25	30	11	5	0	0	17
HEFFT-LV	31	.341	123	30	42	19	7	2	2	13
HOLDER, Taylor-NV	24	.341	82	21	28	21	6	1	7	6
MORGAN, Grady-FS	32	.339	115	26	39	29	11	1	6	23
Jake Greiving-AF	31	.333	123	22	41	27	11	0	5	9
HARVEY, Jake-NV	25	.321	81	16	26	7	5	0	1	14
MONTOYA, Shaun-SD	32	.321	134	29	43	8	5	2	0	14
BOWLING, Dalton-SJ	30	.320	122	26	39	29	14	1	9	7
DORRAUGH, Hunter-SJ	24	.311	90	21	28	15	3	1	6	12
FREETHY, JR-NV	28	.309	110	24	34	18	10	1	6	12

## INDIVIDUAL PITCHING

Min 1.0 IP/Team game	app	era	w-l	sv	ip	h	r	er	bb	so
ANKER, Jack-FS	7	2.13	5-0	0	38.0	27	10	9	5	35
CATES-LV	8	2.70	4-2	0	50.0	51	15	15	8	62
Seungmin Shim-AF	8	3.12	3-2	0	49.0	49	22	17	17	53
MILLAS, Theo-NV	7	3.31	2-1	0	32.2	35	13	12	6	22
BEAL, Noah-FS	8	3.48	3-3	0	44.0	45	23	17	9	53
DOKTORCZYK, Jason-NV	8	3.63	3-2	0	52.0	49	23	21	10	51
DIXON, Jake-FS	8	3.74	3-1	0	45.2	52	25	19	12	48
SERRANO, Omar-SD	8	4.60	2-4	0	43.0	47	28	22	17	37
Dylan Rogers-AF	9	5.79	4-3	0	32.2	34	23	21	9	32
RIORDAN, Jacob-SD	10	5.87	3-2	0	38.1	26	29	25	35	42
SIMON-LV	8	6.00	3-3	0	42.0	46	32	28	14	26
Ben Weber-AF	7	6.10	1-2	0	31.0	37	27	21	9	17
ROSS, Ethan-SJ	10	6.27	2-5	0	37.1	47	34	26	25	31
FOSHER, Peyton-NV	7	6.27	2-2	0	33.0	40	25	23	9	18
PURSER, D.-NM	9	6.39	0-2	0	31.0	32	25	22	25	32

## HITS

SALDIVAR, Eddie-FS	49
HOPFE, Tommy-FS	45
HIGGINS-LV	44
Jay Thomason-AF	44
3 tied with 43 hit(s)	

## RUNS SCORED

Jay Thomason-AF	39
SALDIVAR, Eddie-FS	38
HARDY, Theo-SJ	35
CHARLES-LV	33
2 tied with 32 run(s) scored	

## RUNS BATTED IN

KRYSZCZUK-LV	40
HOLLAND, J.-NM	36
PEPPI, Rocco-FS	36
ASBY, W.-NM	31
4 tied with 29 RBI(s)	

## DOUBLES

BOWLING, Dalton-SJ	14
NEWTON, Ben-FS	14
BALL, Michael-NV	13
HOLLAND, J.-NM	13
HIGGINS-LV	13

## TRIPLES

SPENRATH, R.-NM	4
TURNER, Colby-SD	4
HARDY, Theo-SJ	4
HAMCHUK, Robert-SJ	4
SALDIVAR, Eddie-FS	3

## HOME RUNS

HOLLAND, J.-NM	10
BOWLING, Dalton-SJ	9
PEPPI, Rocco-FS	8
Jay Thomason-AF	8
KRYSZCZUK-LV	8

## TOTAL BASES

BOWLING, Dalton-SJ	82
Jay Thomason-AF	79
KRYSZCZUK-LV	78
PEPPI, Rocco-FS	78
SPENRATH, R.-NM	78

## STOLEN BASES

	sb-att
Chase Spencer-AF	18-23
Jay Thomason-AF	10-11
WOOD, T.-NM	9-11
Chris Stallings-AF	8-8
STEPHENS, S.-NM	8-13

## STRIKEOUTS

	ip	so
CATES-LV	50.0	62
Seungmin Shim-AF	49.0	53
BEAL, Noah-FS	44.0	53
DOKTORCZYK, Jason-NV	52.0	51
DIXON, Jake-FS	45.2	48

# MOUNTAIN WEST STANDINGS/RESULTS

SCHOOL (RK)	MOUNTAIN WEST					
	W	L	PCT.	HOME	AWAY	NEUT.
Fresno State	12	3	.800	7-2	5-1	0-0
New Mexico	7	5	.583	5-1	2-4	0-0
Air Force	8	6	.571	3-0	5-6	0-0
Nevada	7	7	.500	5-3	2-4	0-0
San José State	7	8	.467	5-4	2-4	0-0
UNLV	5	10	.333	4-5	1-5	0-0
San Diego State	4	11	.267	3-3	1-8	0-0

ALL GAMES												
W	L	T	PCT.	HOME	AWAY	NEUT.	LAST 10	STRK				
23	9	0	.719	14-4	9-5	0-0	8-2	W4				
16	15	0	.516	11-7	3-6	2-2	3-7	L6				
13	18	0	.419	4-1	6-14	3-3	3-7	W1				
12	16	0	.429	5-4	7-12	0-0	4-6	L5				
12	21	0	.364	9-7	3-14	0-0	4-6	L2				
17	15	0	.531	12-8	5-7	0-0	4-6	W3				
10	22	0	.313	7-8	3-14	0-0	4-6	W1				

# MW Regular-Season Champions; % MW Tournament Champions

## A LOOK AHEAD IN THE MW

### Friday, April 12

Dallas Baptist at **Air Force** (MWN) 3 p.m. MT  
 Fresno State at **New Mexico\*** (MWN) 6 p.m. MT  
 UNLV at **San Diego State\*** (MWN) 6 p.m. PT  
 San José State at **Nevada\*** (MWN) 6:05 p.m. PT

### Saturday, April 13

Dallas Baptist at **Air Force** (MWN) 1 p.m. MT  
 Fresno State at **New Mexico\*** (MWN) 2 p.m. MT  
 San José State at **Nevada\*** (NSN/MWN) 2:05 p.m. PT  
 UNLV at **San Diego State\*** (MWN) 6 p.m. PT

### Sunday, April 14

Dallas Baptist at **Air Force** (MWN) Noon MT  
 Fresno State at **New Mexico\*** (MWN) Noon MT  
 San José State at **Nevada\*** (NSN/MWN) 12:05 p.m. PT  
 UNLV at **San Diego State\*** (MWN) 1 p.m. PT

### Monday, April 15

UNLV at **California Baptist** (ESPN+) 2 p.m. PT

### Tuesday, April 16

Air Force at **Texas A&M** (SEC Network+) 4 p.m. CT  
 CSU Pueblo at **New Mexico** (MWN) 6 p.m. MT  
 San Diego State at **Long Beach State** (ESPN+) 6 p.m. PT  
 Fresno State at **LMU** 6:05 p.m. PT  
 Oregon State at **Nevada** (NSN/MWN) 6:05 p.m. PT

### Wednesday, April 17

Oregon State at **Nevada** (NSN/MWN) 6:05 p.m. PT

### Friday, April 19

New Mexico at **Air Force\*** (MWN) 3 p.m. MT  
 San Diego State at **UC Irvine** (ESPN+) 6 p.m. PT  
 San José State at **Fresno State\*** (MWN) 6:05 p.m. PT  
 Nevada at **UNLV\*** (MWN) 6:05 p.m. PT

### Saturday, April 20

New Mexico at **Air Force\*** (MWN) 1 p.m. MT  
 San José State at **Fresno State\*** (MWN) 3:05 p.m. PT  
 UC Irvine at **San Diego State** 6 p.m. PT  
 Nevada at **UNLV\***(MWN) 6:05 p.m. PT

## A LOOK BACK AT THE MW

### Wednesday, April 10

**Arkansas 8**, San José State 2 (SEC Network+)  
**UNLV 7**, Utah Tech 2  
 San Diego State 18, **UC San Diego 8** (ESPN+)

### Tuesday, April 9

**Air Force 23**, Northern Colorado 6 (MWN)  
**Arkansas 5**, San José State 1 (SEC Network+)  
 Fresno State 5, **Cal Poly 2**  
**New Mexico State 10**, New Mexico 2  
 Long Beach State 6, **San Diego State 3**  
**UNLV 6**, Utah Tech 5 (MWN)

### Sunday, April 7

Sam Houston State 14, **New Mexico 3** (MWN)  
**UNLV 6**, Air Force 5\* (MWN)  
**San José State 7**, San Diego State 4\*  
**Fresno State 16**, Nevada 3\* (MWN)

### Saturday, April 6

Sam Houston State at **New Mexico** (MWN) Canceled (MWN)  
**Fresno State 9**, Nevada 8\*  
**San José State 17**, San Diego State 3\*  
**Fresno State 9**, Nevada 2\* (MWN)  
 Air Force 15, **UNLV 12\*** (MWN)

### Friday, April 5

Sam Houston State 23, **New Mexico 14** (MWN)  
**UNLV 11**, Air Force 1\* (MWN)  
**San José State 17**, San Diego State 3\*

### Wednesday, April 3

Northern Colorado 8, **Air Force 5** (MWN)  
 San Diego State 8, **Cal Poly 7** (ESPN+)

## MOUNTAIN WEST NETWORK APP

All games streamed on the Mountain West Network will be available on the Mountain West App. Be sure to download the app, which is available on Android, iOS, Apple TV, Roku and Android TV. For more information visit [TheMW.com](http://TheMW.com).

# NCAA RANKING SUMMARY (TEAM)

Statistic	National Conference Rank		Value	National Leader	Value	Conference Leader		Value
	Rank	Rank				Value	Value	
Base on Balls (295 ranked)	40	1	180	South Carolina	235	New Mexico	180	
Batting Average (295 ranked)	31	1	0.309	Wofford	0.354	New Mexico	0.309	
Double Plays (295 ranked)	14	1	31	Georgetown Michigan Purdue	37 37 37	New Mexico	31	
Double Plays Per Game (295 ranked)	12	1	1.00	Western Caro.	1.17	New Mexico	1.00	
Doubles (295 ranked)	12	2	78	Tennessee	94	Fresno St.	82	
Doubles Per Game (295 ranked)	16	3	2.52	Tennessee	2.85	Nevada	2.57	
Earned Run Average (295 ranked)	272	7	8.48	Arkansas	2.56	Fresno St.	4.15	
Fielding Percentage (295 ranked)	232	6	0.962	Duke	0.986	Fresno St.	0.975	
Hit Batters (295 ranked)	120	4	44	Saint Peter's	90	San Diego St.	74	
Hit by Pitch (293 ranked)	154	5	40	San Francisco	86	Fresno St.	68	
Hits (295 ranked)	47	2	328	Virginia	415	UNLV	343	
Hits Allowed Per Nine Innings (295 ranked)	292	7	13.12	Arkansas	5.98	Fresno St.	8.62	
Home Runs (295 ranked)	99	2	37	Georgia	92	San Jose St.	38	
Home Runs Per Game (295 ranked)	102	2	1.19	Georgia	2.71	Nevada	1.21	
On Base Percentage (295 ranked)	26	1	0.423	Wofford	0.469	New Mexico	0.423	
Runs (295 ranked)	48	1	256	Tennessee	353	New Mexico	256	
Sacrifice Bunts (292 ranked)	165	4	10	Western Ky.	50	Air Force	18	
Sacrifice Flies (295 ranked)	145	3	13	Nicholls	32	Nevada	16	
Scoring (295 ranked)	41	1	8.3	Wofford	11.4	New Mexico	8.3	
Shutouts (88 ranked)				Arkansas Texas A&M	6 6	UNLV	3	
Slugging Percentage (295 ranked)	39	1	0.502	Tennessee	0.671	New Mexico	0.502	
Stolen Bases (295 ranked)	186	2	28	VMI	118	Air Force	55	
Stolen Bases Per Game (295 ranked)	194	2	0.90	VMI	3.28	Air Force	1.77	
Strikeout-to-Walk Ratio (295 ranked)	177	4	1.67	Arkansas	4.16	Fresno St.	3.46	
Strikeouts Per Nine Innings (295 ranked)	166	4	8.3	Arkansas	13.1	San Diego St.	9.6	
Triple Plays (1 ranked)				5 teams tied	1			
Triples (285 ranked)	71	2	8	Wofford	19	San Jose St.	13	
Triples Per Game (289 ranked)	81	2	0.26	Wofford	0.61	San Jose St.	0.39	
WHIP (295 ranked)	275	7	2.01	Arkansas	1.01	Fresno St.	1.26	
WL Pct (295 ranked)	137	3	0.516	Arkansas	0.906	Fresno St.	0.719	
Walks Allowed Per Nine Innings (295 ranked)	170	6	4.98	Arizona	2.59	Fresno St.	2.67	

# MOUNTAIN WEST BY RPI (THRU 4/8)

Team	Conference	Adj. RPI	Adj. RPI Value	Prev Adj. RPI	RPI	Orig RPI Value	WL	Adj. Non-Conf RPI	Non-Conf Record	Conf. Record	Road WL	Quad 1	Quad 2	Quad 3	Quad 4	vs TOP 100	vs below 150	NC SOS	SOS
Fresno St.	Mountain West	106	0.52026	107	106	0.52026	23-9	124	11-6	12-3	9-5	1-1	1-1	8-3	13-4	1-2	17-6	277	253
Air Force	Mountain West	122	0.51213	122	122	0.51213	13-18	145	5-12	8-6	6-14	1-4	1-8	4-5	7-1	1-9	11-6	35	99
Nevada	Mountain West	191	0.47506	191	191	0.47506	12-16	227	5-9	7-7	7-12	0-0	0-6	4-5	8-5	0-3	11-9	266	196
San Jose St.	Mountain West	196	0.47272	196	196	0.47272	12-21	210	5-13	7-8	4-14	0-4	1-0	3-10	8-7	0-4	7-11	73	112
New Mexico	Mountain West	215	0.46576	215	215	0.46576	16-15	224	9-10	7-5	3-6	0-2	1-1	2-8	13-4	1-5	15-9	212	236
UNLV	Mountain West	225	0.45949	225	225	0.45949	17-15	172	12-5	5-10	5-7	0-0	0-1	2-6	15-8	0-1	12-7	295	260
San Diego St.	Mountain West	233	0.45216	233	233	0.45216	10-22	188	6-11	4-11	3-13	0-0	2-4	3-13	5-5	2-5	6-8	62	130



# NCAA RANKING SUMMARY (INDIVIDUALS)

Statistic	Player	National Rank	Conference Rank	Value	National Leader	Value	Conference Leader	Value
Base on Balls (145 ranked)	Tye Wood Reed Spenrath	114 145	1 5	25 24	Cameron Leary, Boston College	41	4 players tied	25
Base on Balls Per Game (147 ranked)	Tye Wood	76	1	0.89	Jacob Friend, Davidson	1.50	Tye Wood, New Mexico	0.89
Batting Average (250 ranked)	Reed Spenrath	225	5	0.353	Edwin Delacruz, Ark.-Pine Bluff	0.520	Colby Turner, San Diego St.	0.378
Complete Games (15 ranked)					Andrew Devine, Austin Peay Mason Martinez, Grambling Armando Sierra, Mississippi Val.	3 3 3	Jacob Riordan, San Diego St. Omar Serrano, San Diego St.	1 1
Doubles (99 ranked)	Jake Holland Will Asby Reed Spenrath	28 99 99	3 6 6	13 11 11	Damian Bravo, Texas Tech Blake Burke, Tennessee	19 19	Dalton Bowling, San Jose St. Ben Newton, Fresno St.	14 14
Doubles Per Game (148 ranked)	Will Asby Reed Spenrath	148 148	6 6	0.35 0.35	Damian Bravo, Texas Tech Blake Burke, Tennessee	0.59 0.59	Dalton Bowling, San Jose St.	0.47
Earned Run Average (198 ranked)					Jamie Arnold, Florida St.	0.94	Jack Anker, Fresno St.	2.13
Games Started (30 ranked)					Chase Hennessey, Utah Valley	14	7 players tied	8
Hit Batters (108 ranked)					Evan Hurlburt, Alabama A&M	17	Jacob Riordan, San Diego St.	14
Hit By Pitch Per Game (150 ranked)	Tye Wood	87	2	0.36	Luke Beckstein, Northeastern	0.77	Rocco Peppi, Fresno St.	0.47
Hit by Pitch (134 ranked)	Tye Wood	89	3	10	Luke Beckstein, Northeastern	23	Rocco Peppi, Fresno St.	15
Hits (133 ranked)					Charlie Condon, Georgia	62	Eddie Saldivar, Fresno St.	49
Hits Allowed Per Nine Innings (149 ranked)					Brett Sears, Nebraska	3.90	Jacob Riordan, San Diego St.	6.10
Hits Per Game (150 ranked)					Ben Miller, Duke	1.85	Eddie Saldivar, Fresno St.	1.53
Home Runs (127 ranked)	Jake Holland	84	1	10	Charlie Condon, Georgia	23	Jake Holland, New Mexico	10
Home Runs Per Game (146 ranked)					Charlie Condon, Georgia	0.68	Dalton Bowling, San Jose St.	0.30
On Base Percentage (150 ranked)	Tye Wood	60	1	0.504	Travis Bazzana, Oregon St.	0.608	Tye Wood, New Mexico	0.504
Pitching Appearances (84 ranked)					Ryan Mullan, LMU (CA) Austin Schroeder, LMU (CA)	20 20		
Runs (125 ranked)					Sam Antonacci, Coastal Carolina Travis Bazzana, Oregon St.	52 52	Jay Thomason, Air Force	39
Runs Batted In (139 ranked)	Jake Holland	91	2	36	James Tibbs III, Florida St.	54	Austin Kryszczuk, UNLV	40
Runs Batted In Per Game (150 ranked)					James Tibbs III, Florida St.	1.69	Austin Kryszczuk, UNLV	1.25
Runs Per Game (143 ranked)					Travis Bazzana, Oregon St.	1.68	Jay Thomason, Air Force	1.26
Sacrifice Bunts (118 ranked)					Garrison Weiss, Prairie View	14	Michael McKernan, Fresno St. Ben Newton, Fresno St. Chase Spencer, Air Force	5 5 5
Sacrifice Bunts Per Game (150 ranked)					Garrison Weiss, Prairie View	0.40	Michael McKernan, Fresno St.	0.17
Sacrifice Flies (137 ranked)	Jake Holland	15	2	5	Matt King, UTSA	9	Triston Gray, Fresno St.	6
Saves (363 ranked)	Brian McBroom Wyatt Hardy Jaren Jackson Justin Still Josh Barnhouse	107 363 363 363 363	3 6 6 6 6	3 1 1 1 1	Ethan Bates, Louisiana Tech	10	Tommy Hopfe, Fresno St.	7
Slugging Percentage (250 ranked)	Reed Spenrath	126	2	0.672	Charlie Condon, Georgia	1.133	Taylor Holder, Nevada	0.695
Stolen Bases (130 ranked)					Marshall Toole, Wofford	27	Chase Spencer, Air Force	18
Stolen Bases Per Game (150 ranked)					Jackson Strong, Canisius	0.92	Chase Spencer, Air Force	0.58
Strikeout-to-Walk Ratio (150 ranked)					Kyle Roche, Richmond	18.00	Austin Cates, UNLV	7.75
Strikeouts (145 ranked)					Chase Burns, Wake Forest	97	Austin Cates, UNLV	62
Strikeouts Per Nine Innings (150 ranked)					Hagen Smith, Arkansas	18.22	Austin Cates, UNLV	11.16
Total Bases (139 ranked)	Reed Spenrath	139	3	78	Charlie Condon, Georgia	145	Dalton Bowling, San Jose St.	82
Toughest to Strike Out (150 ranked)					Ethan Bates, Louisiana Tech	29.0	Rocco Peppi, Fresno St.	10.2
Triples (125 ranked)	Reed Spenrath Sean Stephens	10 125	1 6	4 2	Ethan Conrad, Marist	8	4 players tied	4
Triples Per Game (145 ranked)	Reed Spenrath Sean Stephens	18 145	2 6	0.13 0.08	Ethan Conrad, Marist	0.28	Colby Turner, San Diego St.	0.13
Victories (83 ranked)					Matthew Matthijs, North Carolina	11	Jack Anker, Fresno St.	5
WHIP (149 ranked)					Brett Sears, Nebraska	0.60	Jack Anker, Fresno St.	0.84
Walks Allowed Per Nine Innings (149 ranked)					Kyle Roche, Richmond	0.37	Jack Anker, Fresno St.	1.18

# MOUNTAIN WEST-ONLY STATS

Record: 7-5 Home: 5-1 Away: 2-4 MW: 7-5

Date	Opponent	Score	Player	avg	gp-gs	ab	r	h	2b	3b	hr	rbi	bb	hbp	so	sb-att
*3/9	UNLV	w 7-6	18 HOLLAND, Jake	.452	11-11	42	15	19	8	0	6	22	5	1	9	0-0
*3/9	UNLV	w 31-15	15 WALKER, Khalil	.368	12-9	38	11	14	2	0	0	5	3	0	6	0-0
*3/10	UNLV	w 6-5	14 CARRIS, Akili	.333	10-9	33	8	11	3	0	0	12	3	0	5	0-0
*3/15	at Nevada	L 2-13	12 ASBY, Will	.327	12-12	49	17	16	5	1	2	13	8	3	5	1-1
*3/16	at Nevada	L 3-4	4 WOOD, Tye	.297	11-11	37	10	11	3	0	0	7	10	4	7	2-3
*3/17	at Nevada	w 10-8	30 SPENRATH, Ree	.292	12-12	48	10	14	2	2	3	11	10	0	14	4-4
*3/22	SAN JOSE STATE	L 13-16	3 DIXON, Devon	.200	12-12	40	7	8	2	0	0	8	10	1	9	1-1
*3/23	SAN JOSE STATE	w 7-5	-----													
*3/23	SAN JOSE STATE	w 17-4	43 TRUJILLO, Gene	.667	4-2	6	4	4	0	0	1	3	2	1	1	0-0
*3/28	at San Diego State	w 5-2	10 MUNGUIA, Austi	.500	2-0	2	0	1	0	0	0	0	0	0	0	0-0
*3/29	at San Diego State	L 6-8	9 MCALISTER, Josh	.429	3-3	7	4	3	1	0	1	3	3	0	1	0-0
*3/29	at San Diego State	L 0-13	24 SMITH, Kyle	.333	6-4	21	7	7	2	0	1	6	2	1	3	1-1
			8 KINKADE, Konne	.294	8-5	17	7	5	0	0	0	2	2	4	4	0-0
			47 OTT, Ethan	.267	6-5	15	5	4	1	0	1	3	5	2	5	0-0
			2 WEISSENBORN,	.261	7-7	23	0	6	0	0	0	1	4	0	5	0-0
			11 STEPHENS, Sean	.150	9-5	20	1	3	0	0	0	3	2	3	6	0-0
			26 MANSY, Luke	.000	3-1	5	1	0	0	0	0	0	3	0	1	0-0
			Totals	.313	12	403	107	126	29	3	15	99	72	20	81	9-10
			Opponents	.344	12	430	99	148	36	2	14	92	47	19	88	6-9

\* = Conference game

LOB - Team (103), Opp (110). DPs turned - Team (11), Opp (12). Picked off - WOOD, T. 1, WEISSENBORN 1, WALKER, K. 1.

Player	era	w-l	app	gs	cg	sh	sv	ip	h	r	er	bb	so
23 JACKSON, Jaren	5.11	2-1	4	0	0	0	1	12.1	18	7	7	3	13
33 PURSER, Daxton	5.94	0-1	4	4	0	0	0	16.2	16	14	11	12	17
27 LOPEZ, David	8.20	1-1	4	3	0	0	0	18.2	27	19	17	7	10
40 BANNISTER, Wil	9.75	0-0	4	3	0	0	0	12.0	23	14	13	6	5
-----													
31 PENGELLY, Dayn	0.00	1-0	1	1	0	0	0	5.0	5	0	0	1	6
34 BARNHOUSE, Jo	6.75	1-1	4	0	0	0	1	9.1	9	7	7	4	12
39 CASTILLO, Ryan	7.20	1-1	3	1	0	0	0	10.0	15	9	8	1	15
35 STEINKAMP, Art	11.57	1-0	3	0	0	0	0	7.0	12	9	9	3	5
19 STILL, Justin	12.00	0-0	3	0	0	0	0	3.0	7	4	4	3	1
48 NEIL, Andrew	13.50	0-0	1	0	0	0	0	0.2	1	1	1	2	2
13 RUSSELL, Brett	21.60	0-0	2	0	0	0	0	3.1	7	8	8	2	2
6 MCBROOM, Brian	31.50	0-0	3	0	0	0	0	2.0	8	7	7	3	0
Totals	8.28	7-5	12	12	0	0	2	100.0	148	99	92	47	88
Opponents	7.91	5-7	12	12	1	1	1	99.0	126	107	87	72	81

PB - Team (0), Opp (1). Pickoffs - Team (1), PURSER, D. 1, Opp (3). SBA/ATT - HOLLAND, J. (6-8), CASTILLO, R. (2-3), PURSER, D. (0-2), LOPEZ, D. (2-2), STEINKAMP, A (1-1), JACKSON, J. (1-1).

Score by innings	1	2	3	4	5	6	7	8	9	Total
New Mexico	14	21	13	9	11	18	9	9	3	107
Opponents	17	10	9	20	7	7	12	8	9	99

Win-loss breakouts: Day 6-2; Night 1-3; vs Left 2-1; vs Right 5-4;  
 1-run games 2-1; 2-run games 2-1; 5+run games 2-2; Extra inns 0-0; Shutouts 0-1.  
 Current streak: Lost 2; Longest winning streak: 3; Longest losing streak: 2.  
 Attendance: Home 2327 (avg 465); Away 4408 (avg 734); Total 6735 (avg 612).

# 2024 SEASON / CAREER STATS COMPARISON

Player	SEASON														CAREER													
	Avg	G-GS	AB	R	H	2B	3B	HR	RBI	BB	Hbp	SO	Sb-Att	Avg	G-GS	AB	R	H	2B	3B	HR	RBI	BB	Hbp	SO	Sb-Att		
18 HOLLAND, Jake	.373	23-22	83	23	31	13	0	10	36	7	2	18	0-0	.348	64-56	233	52	81	20	1	22	75	15	3	50	0-0		
30 SPENRATH, Reed	.353	31-30	116	28	41	11	4	6	25	24	1	30	4-4	.333	81-80	306	82	102	22	8	25	90	58	2	100	7-7		
15 WALKER, Khalil	.345	27-21	87	25	30	5	0	0	11	17	1	14	1-4	.345	27-21	87	25	30	5	0	0	11	17	1	14	1-4		
8 KINKADE, Konner	.328	24-16	64	14	21	2	0	0	17	10	5	14	0-0	.300	59-26	120	27	36	6	0	2	29	25	6	22	0-0		
11 STEPHENS, Sean	.312	26-20	77	11	24	1	2	0	11	12	5	13	8-13	.306	100-55	252	53	77	10	3	4	33	29	8	54	18-26		
12 ASBY, Will	.297	31-29	118	32	35	11	1	7	31	17	5	16	1-1	.297	31-29	118	32	35	11	1	7	31	17	5	16	1-1		
9 MCALISTER, Josh	.292	19-17	65	14	19	3	1	3	13	8	1	18	3-3	.292	19-17	65	14	19	3	1	3	13	8	1	18	3-3		
4 WOOD, Tye	.288	28-26	80	27	23	4	0	2	16	25	10	20	9-11	.288	28-26	80	27	23	4	0	2	16	25	10	20	9-11		
3 DIXON, Devon	.218	30-30	101	20	22	5	0	2	16	18	2	25	1-1	.253	79-75	265	58	67	15	0	8	43	34	4	54	3-4		
43 TRUJILLO, Gene	.423	12-6	26	10	11	2	0	3	9	3	1	8	0-0	.423	12-6	26	10	11	2	0	3	9	3	1	8	0-0		
47 OTT, Ethan	.333	17-14	51	10	17	4	0	2	14	10	3	18	0-0	.333	17-14	51	10	17	4	0	2	14	10	3	18	0-0		
10 MUNGUIA, Austin	.333	5-0	3	0	1	0	0	0	0	0	0	1	0-0	.333	5-0	3	0	1	0	0	0	0	0	0	1	0-0		
24 SMITH, Kyle	.311	19-13	61	17	19	8	0	2	16	8	4	13	1-2	.289	79-43	194	44	56	14	5	10	47	30	14	41	3-4		
14 CARRIS, Akili	.291	16-15	55	13	16	5	0	0	14	5	0	13	0-0	.274	24-15	62	15	17	5	0	0	14	5	1	15	0-0		
2 WEISSENBORN, Chase	.279	13-13	43	2	12	3	0	0	7	4	0	12	0-0	.274	137-130	453	82	124	26	4	1	60	48	9	107	7-10		
26 MANSY, Luke	.194	14-7	31	8	6	1	0	0	3	12	0	5	0-0	.194	14-7	31	8	6	1	0	0	3	12	0	5	0-0		
48 NEIL, Andrew	.000	2-0	0	2	0	0	0	0	0	0	0	0	0-0	.000	2-0	0	2	0	0	0	0	0	0	0	0	0-0		
Totals	.309	31-31	1061	256	328	78	8	37	239	180	40	238	28-39															
Opponents	.340	31-31	1125	276	382	91	16	41	253	145	44	242	44-52															

(All games Sorted by Earned run avg)

Player	SEASON														CAREER													
	ERA	W-L	App	GS	CG	Sho	Sv	IP	H	R	ER	BB	SO	ERA	W-L	App	GS	CG	Sho	Sv	IP	H	R	ER	BB	SO		
33 PURSER, Daxton	6.39	0-2	9	6	0	0	0	31.0	32	25	22	25	32	6.39	0-2	9	6	0	0	0	31.0	32	25	22	25	32		
27 LOPEZ, David	8.10	2-1	8	6	0	0	0	36.2	55	37	33	16	24	8.10	2-1	8	6	0	0	0	36.2	55	37	33	16	24		
17 MOGEN, Cristian	0.00	1-0	1	0	0	0	0	2.0	2	0	0	0	0	0.00	1-0	1	0	0	0	0	2.0	2	0	0	0	0		
22 BAKER-LIVINGSTON, B	3.00	0-0	2	2	0	0	0	6.0	6	2	2	1	8	8.89	2-5	24	8	0	0	0	52.2	87	53	52	22	36		
19 STILL, Justin	3.75	1-0	10	0	0	0	1	12.0	13	7	5	11	10	7.53	2-5	40	5	0	0	1	63.1	83	61	53	45	63		
40 BANNISTER, Wil	6.52	1-0	10	5	0	0	0	29.0	43	23	21	13	19	7.69	2-3	26	6	0	0	1	48.0	74	44	41	21	30		
31 PENGELLY, Dayne	8.24	3-2	6	4	0	0	0	19.2	37	25	18	14	24	8.24	3-2	6	4	0	0	0	19.2	37	25	18	14	24		
13 RUSSELL, Brett	8.55	2-0	9	1	0	0	0	20.0	21	21	19	7	20	9.25	3-7	29	15	0	0	0	84.2	144	102	87	40	73		
6 MCBROOM, Brian	9.00	1-0	11	0	0	0	3	11.0	16	11	11	4	10	6.25	7-4	53	0	0	0	9	90.2	115	73	63	25	77		
35 STEINKAMP, Arthur	9.16	1-1	11	0	0	0	0	18.2	30	21	19	7	11	7.05	2-2	43	0	0	0	0	60.0	82	59	47	15	35		
34 BARNHOUSE, Josh	9.43	1-2	11	1	0	0	1	21.0	31	24	22	13	22	9.43	1-2	11	1	0	0	1	21.0	31	24	22	13	22		
39 CASTILLO, Ryan	9.92	1-2	6	2	0	0	0	16.1	25	20	18	4	19	9.92	1-2	6	2	0	0	0	16.1	25	20	18	4	19		
23 JACKSON, Jaren	10.12	2-4	10	2	0	0	1	26.2	45	32	30	14	28	8.45	5-6	22	10	0	0	2	71.1	106	70	67	26	60		
38 LEHMBECK, Blake	13.50	0-0	2	0	0	0	0	2.0	6	3	3	1	2	13.50	0-0	2	0	0	0	0	2.0	6	3	3	1	2		
29 HARDY, Wyatt	21.13	0-1	7	1	0	0	1	7.2	19	18	18	4	11	21.13	0-1	7	1	0	0	1	7.2	19	18	18	4	11		
48 NEIL, Andrew	22.50	0-0	3	1	0	0	0	2.0	1	5	5	9	2	22.50	0-0	3	1	0	0	0	2.0	1	5	5	9	2		
41 ROMERO, Blane	54.00	0-0	1	0	0	0	0	0.1	0	2	2	2	0	54.00	0-0	1	0	0	0	0	0.1	0	2	2	2	0		
Totals	8.48	16-15	31	31	0	0	7	262.0	382	276	247	145	242															
Opponents	7.74	15-16	31	31	1	1	5	258.0	328	256	222	180	238															

# 2024 SEASON / CAREER FIELDING COMPARISON

Player	SEASON										CAREER									
	CH	PO	A	E	Fld%	SBA	CSB	SBA%	PB	CI	Ch	PO	A	E	Fld%	SBA	CSB	SBA%	PB	CI
26 MANSY, Luke	19	8	11	0	1.000	0	0	---	0	0	19	8	11	0	1.000	0	0	---	0	0
27 LOPEZ, David	11	2	9	0	1.000	7	0	1.000	0	0	11	2	9	0	1.000	7	0	1.000	0	0
47 OTT, Ethan	9	9	0	0	1.000	0	0	---	0	0	9	9	0	0	1.000	0	0	---	0	0
10 MUNGUIA, Austin	6	6	0	0	1.000	0	0	---	0	0	6	6	0	0	1.000	0	0	---	0	0
39 CASTILLO, Ryan	3	0	3	0	1.000	3	1	.750	0	0	3	0	3	0	1.000	3	1	.750	0	0
31 PENGELLY, Dayne	2	0	2	0	1.000	5	0	1.000	0	0	2	0	2	0	1.000	5	0	1.000	0	0
23 JACKSON, Jaren	2	0	2	0	1.000	4	1	.800	0	0	6	0	6	0	1.000	12	1	.923	0	0
43 TRUJILLO, Gene	1	1	0	0	1.000	0	0	---	0	0	1	1	0	0	1.000	0	0	---	0	0
48 NEIL, Andrew	1	1	0	0	1.000	2	0	1.000	0	0	1	1	0	0	1.000	2	0	1.000	0	0
22 BAKER-LIVINGSTON, B	1	0	1	0	1.000	0	0	---	0	0	13	3	10	0	1.000	2	1	.667	0	0
29 HARDY, Wyatt	1	1	0	0	1.000	1	0	1.000	0	0	1	1	0	0	1.000	1	0	1.000	0	0
19 STILL, Justin	1	1	0	0	1.000	1	0	1.000	0	0	13	3	9	1	.923	5	3	.625	0	0
18 HOLLAND, Jake	181	161	18	2	.989	23	5	.821	3	0	426	379	43	4	.991	48	11	.814	3	0
30 SPENRATH, Reed	258	236	19	3	.988	0	0	---	0	0	636	594	37	5	.992	0	0	---	0	0
11 STEPHENS, Sean	50	48	1	1	.980	0	0	---	0	0	158	151	3	4	.975	0	0	---	0	0
24 SMITH, Kyle	81	75	4	2	.975	21	0	1.000	0	0	253	226	24	3	.988	29	10	.744	2	0
14 CARRIS, Akili	34	14	19	1	.971	0	0	---	0	0	41	16	23	2	.951	0	0	---	0	0
2 WEISSENBORN, Chase	49	16	31	2	.959	0	0	---	0	0	580	175	379	26	.955	0	0	---	0	0
3 DIXON, Devon	137	42	89	6	.956	0	0	---	0	0	341	111	218	12	.965	0	0	---	0	0
15 WALKER, Khalil	55	51	1	3	.945	0	0	---	0	0	55	51	1	3	.945	0	0	---	0	0
8 KINKADE, Konner	67	27	36	4	.940	0	0	---	0	0	139	57	74	8	.942	0	0	---	0	0
12 ASBY, Will	44	41	0	3	.932	0	0	---	0	0	44	41	0	3	.932	0	0	---	0	0
4 WOOD, Tye	37	33	1	3	.919	0	0	---	0	0	37	33	1	3	.919	0	0	---	0	0
9 MCALISTER, Josh	41	7	29	5	.878	0	0	---	0	0	41	7	29	5	.878	0	0	---	0	0
33 PURSER, Daxton	4	0	3	1	.750	5	4	.556	0	0	4	0	3	1	.750	5	4	.556	0	0
34 BARNHOUSE, Josh	4	1	2	1	.750	3	1	.750	0	0	4	1	2	1	.750	3				



# 2024 NEW MEXICO GAMES SUMMARY

Score by innings	1	2	3	4	5	6	7	8	9	EX	Total
New Mexico	20	37	34	33	31	38	29	22	11	1	256
Opponents	42	45	22	39	35	27	24	25	15	2	276

### Record when ...

Overall	16-15	After 6 leading	14-4
Conference	7-5	..... trailing	2-11
Non-Conference	9-10	..... tied	0-0
Home games	11-7	After 7 leading	11-2
Away games	3-6	..... trailing	1-11
Neutral site	2-2	..... tied	0-1
Day games	13-8	After 8 leading	11-1
Night games	3-7	..... trailing	1-12
vs Left starter	3-4	..... tied	0-1
vs Right starter	13-11		
1-Run games	5-3	Hit 0 home runs	4-9
2-Run games	3-1	... 1 home run	2-4
5+Run games	4-9	... 2+ home runs	10-2
Extra innings	0-1		
Shutouts	0-1	Opponent 0 home runs	9-2
		..... 1 home run	6-4
Scoring 0-2 runs	0-5	..... 2+ HRs	1-9
..... 3-5 runs	2-3		
..... 6-9 runs	7-4	Made 0 errors	6-2
..... 10+ runs	7-3	.... 1 error	5-5
		.... 2+ errors	5-8
Opponent 0-2 runs	3-0		
..... 3-5 runs	6-1	Opp. made 0 errors	6-5
..... 6-9 runs	5-2	..... 1 error	5-5
..... 10+ runs	2-12	..... 2+ errors	5-5
Scored in 1st inning	6-2	Out-hit opponent	10-3
Opp. scored in 1st	6-10	Out-hit by opponent	6-12
Scores first	9-2	Hits are tied	0-0
Opp. scores first	7-13		

### Record when team scores:

Runs	0	1	2	3	4	5	6	7	8	9	10+
W-L	0-1	0-1	0-3	0-2	1-0	1-1	3-2	2-0	0-1	2-1	7-3

### Record when opponent scores:

Runs	0	1	2	3	4	5	6	7	8	9	10+
W-L	0-0	0-0	3-0	1-0	3-1	2-0	2-0	1-0	2-1	0-1	2-12

### Record when leading after:

Inn.	1	2	3	4	5	6	7	8
W-L	3-0	7-2	9-3	8-2	11-4	14-4	11-2	11-1

### Record when trailing after:

Inn.	1	2	3	4	5	6	7	8
W-L	4-9	5-12	4-11	4-12	4-11	2-11	1-11	1-12

### Record when tied after:

Inn.	1	2	3	4	5	6	7	8
W-L	9-6	4-1	3-1	4-1	1-0	0-0	0-1	0-1

Current losing streak: 6  
 Longest winning streak: 4  
 Longest losing streak: 6

Home attendance : 7701 ( 16 dates avg = 481 )  
 Away attendance : 14934 ( 13 dates avg = 1148 )  
 Total attendance: 22635 ( 29 dates avg = 780 )

# 2024 BATTING LEADERS

Hitting minimums - 1 Games 1 AB 2.0 AB/Game 1 TPA 2.0 TPA/Game  
Pitching minimums - 1 Games 1.0 IP/Game

## Batting avg

1. 18 HOLLAND, Jake	.373
2. 30 SPENRATH, Reed	.353
3. 15 WALKER, Khalil	.345
4. 8 KINKADE, Konner	.328
5. 11 STEPHENS, Sean	.312

## Runs scored

1. 12 ASBY, Will	32
2. 30 SPENRATH, Reed	28
3. 4 WOOD, Tye	27
4. 15 WALKER, Khalil	25
5. 18 HOLLAND, Jake	23

## Doubles

1. 18 HOLLAND, Jake	13
2. 30 SPENRATH, Reed	11
12 ASBY, Will	11
4. 24 SMITH, Kyle	8
5. 3 tied at.....	5

## Total bases

1. 30 SPENRATH, Reed	78
2. 18 HOLLAND, Jake	74
3. 12 ASBY, Will	69
4. 15 WALKER, Khalil	35
5. 4 tied at.....	33

## Sac bunts

1. 15 WALKER, Khalil	3
2. 14 CARRIS, Akili	2
9 MCALISTER, Josh	2
4. 3 tied at.....	1

## Caught stealing

1. 11 STEPHENS, Sean	5
2. 15 WALKER, Khalil	3
3. 4 WOOD, Tye	2
4. 24 SMITH, Kyle	1

## Strikeouts

1. 30 SPENRATH, Reed	30
2. 3 DIXON, Devon	25
3. 4 WOOD, Tye	20
4. 3 tied at....	18

## At bats

1. 12 ASBY, Will	118
2. 30 SPENRATH, Reed	116
3. 3 DIXON, Devon	101
4. 15 WALKER, Khalil	87
5. 18 HOLLAND, Jake	83

## Games as sub

1. 8 KINKADE, Konner	8
2. 26 MANSY, Luke	7
3. 4 tied at.....	6

## Slugging pct

1. 18 HOLLAND, Jake	.892
2. 30 SPENRATH, Reed	.672
3. 12 ASBY, Will	.585
4. 9 MCALISTER, Josh	.508
5. 4 WOOD, Tye	.413

## Hits

1. 30 SPENRATH, Reed	41
2. 12 ASBY, Will	35
3. 18 HOLLAND, Jake	31
4. 15 WALKER, Khalil	30
5. 11 STEPHENS, Sean	24

## Triples

1. 30 SPENRATH, Reed	4
2. 11 STEPHENS, Sean	2
3. 12 ASBY, Will	1
9 MCALISTER, Josh	1

## Walks

1. 4 WOOD, Tye	25
2. 30 SPENRATH, Reed	24
3. 3 DIXON, Devon	18
4. 15 WALKER, Khalil	17
12 ASBY, Will	17

## Sac flies

1. 18 HOLLAND, Jake	5
2. 8 KINKADE, Konner	2
3. 6 tied at.....	1

## Steal attempts

1. 11 STEPHENS, Sean	13
2. 4 WOOD, Tye	11
3. 30 SPENRATH, Reed	4
15 WALKER, Khalil	4
5. 9 MCALISTER, Josh	3

## Grounded into DP

1. 3 DIXON, Devon	5
2. 4 WOOD, Tye	4
3. 18 HOLLAND, Jake	3
24 SMITH, Kyle	3
5. 11 STEPHENS, Sean	2

## Games played

1. 12 ASBY, Will	31
30 SPENRATH, Reed	31
3. 3 DIXON, Devon	30
4. 4 WOOD, Tye	28
5. 15 WALKER, Khalil	27

## On base pct

1. 4 WOOD, Tye	.504
2. 30 SPENRATH, Reed	.468
3. 15 WALKER, Khalil	.453
4. 8 KINKADE, Konner	.444
5. 11 STEPHENS, Sean	.436

## Runs batted in

1. 18 HOLLAND, Jake	36
2. 12 ASBY, Will	31
3. 30 SPENRATH, Reed	25
4. 8 KINKADE, Konner	17
5. 3 tied at...	16

## Home runs

1. 18 HOLLAND, Jake	10
2. 12 ASBY, Will	7
3. 30 SPENRATH, Reed	6
4. 43 TRUJILLO, Gene	3
9 MCALISTER, Josh	3

## Hit by pitch

1. 4 WOOD, Tye	10
2. 8 KINKADE, Konner	5
12 ASBY, Will	5
11 STEPHENS, Sean	5
5. 24 SMITH, Kyle	4

## Stolen bases

1. 4 WOOD, Tye	9
2. 11 STEPHENS, Sean	8
3. 30 SPENRATH, Reed	4
4. 9 MCALISTER, Josh	3
5. 4 tied at....	1

## Stolen base pct

1. 12 ASBY, Will	1.000
30 SPENRATH, Reed	1.000
3 DIXON, Devon	1.000
9 MCALISTER, Josh	1.000
5. 4 WOOD, Tye	.818

## Total plate appearances

1. 12 ASBY, Will	142
2. 30 SPENRATH, Reed	141
3. 3 DIXON, Devon	123
4. 4 WOOD, Tye	115
5. 15 WALKER, Khalil	109

## Game starts

1. 30 SPENRATH, Reed	30
3 DIXON, Devon	30
3. 12 ASBY, Will	29
4. 4 WOOD, Tye	26
5. 18 HOLLAND, Jake	22

# 2024 PITCHING LEADERS

Hitting minimums - 1 Games 1 AB 2.0 AB/Game 1 TPA 2.0 TPA/Game  
Pitching minimums - 1 Games 1.0 IP/Game

## Earned run avg

1. 33 PURSER, Daxton	6.39
2. 27 LOPEZ, David	8.10

## Opposing bat avg

1. 33 PURSER, Daxton	.264
2. 27 LOPEZ, David	.348

## Won-loss pct

1. 27 LOPEZ, David	.667
2. 33 PURSER, Daxton	.000

## Wins

1. 31 PENGELLY, Dayne	3
2. 13 RUSSELL, Brett	2
27 LOPEZ, David	2
23 JACKSON, Jaren	2
5. 7 tied at.....	1

## Losses

1. 23 JACKSON, Jaren	4
2. 33 PURSER, Daxton	2
39 CASTILLO, Ryan	2
34 BARNHOUSE, Josh	2
31 PENGELLY, Dayne	2

## Saves

1. 6 MCBROOM, Brian	3
2. 19 STILL, Justin	1
34 BARNHOUSE, Josh	1
23 JACKSON, Jaren	1
29 HARDY, Wyatt	1

## Innings pitched

1. 27 LOPEZ, David	36.2
2. 33 PURSER, Daxton	31.0

## Batters struck out

1. 33 PURSER, Daxton	32
2. 23 JACKSON, Jaren	28
3. 27 LOPEZ, David	24
31 PENGELLY, Dayne	24
5. 34 BARNHOUSE, Josh	22

## Appearances

1. 34 BARNHOUSE, Josh	11
35 STEINKAMP, Arthur	11
6 MCBROOM, Brian	11
4. 3 tied at.....	10

## Games started

1. 33 PURSER, Daxton	6
27 LOPEZ, David	6
3. 40 BANNISTER, Wil	5
4. 31 PENGELLY, Dayne	4
5. 3 tied at.....	2

## Games finished

1. 6 MCBROOM, Brian	6
2. 23 JACKSON, Jaren	5
3. 13 RUSSELL, Brett	4
4. 3 tied at.....	3

## Games in relief

1. 35 STEINKAMP, Arthur	11
6 MCBROOM, Brian	11
3. 19 STILL, Justin	10
34 BARNHOUSE, Josh	10
5. 2 tied at.....	8

## Wild pitches

1. 31 PENGELLY, Dayne	7
2. 13 RUSSELL, Brett	4
3. 5 tied at.....	3

## Balks

1. 31 PENGELLY, Dayne	2
33 PURSER, Daxton	2
3. 6 MCBROOM, Brian	1
48 NEIL, Andrew	1

## Hit batters

1. 33 PURSER, Daxton	7
2. 31 PENGELLY, Dayne	5
23 JACKSON, Jaren	5
4. 3 tied at.....	4

## Intentional BB allowed

## Runners picked off

1. 33 PURSER, Daxton	1
34 BARNHOUSE, Josh	1
13 RUSSELL, Brett	1
40 BANNISTER, Wil	1

## Batters SO out looking

1. 33 PURSER, Daxton	14
2. 23 JACKSON, Jaren	13
3. 34 BARNHOUSE, Josh	7
13 RUSSELL, Brett	7
5. 3 tied at.....	6

## Sac bunts allowed

1. 27 LOPEZ, David	4
2. 31 PENGELLY, Dayne	2
3. 40 BANNISTER, Wil	1
33 PURSER, Daxton	1
23 JACKSON, Jaren	1

## Sac flies allowed

1. 23 JACKSON, Jaren	4
2. 34 BARNHOUSE, Josh	2
39 CASTILLO, Ryan	2
4. 8 tied at.....	1

## Hits allowed

1. 33 PURSER, Daxton	32
2. 27 LOPEZ, David	55

## Runs allowed

1. 33 PURSER, Daxton	25
2. 27 LOPEZ, David	37

## Earned runs allowed

1. 33 PURSER, Daxton	22
2. 27 LOPEZ, David	33

## Walks allowed

1. 27 LOPEZ, David	16
2. 33 PURSER, Daxton	25

## Doubles allowed

1. 33 PURSER, Daxton	8
2. 27 LOPEZ, David	14

## Triples allowed

1. 27 LOPEZ, David	1
33 PURSER, Daxton	1

## Home runs allowed

1. 33 PURSER, Daxton	2
2. 27 LOPEZ, David	4



# 2024 FIELDING LEADERS

Fielding pct		Chances		Putouts	
1. 26 MANSY, Luke	1.000	1. 30 SPENRATH, Reed	258	1. 30 SPENRATH, Reed	236
47 OTT, Ethan	1.000	2. 18 HOLLAND, Jake	181	2. 18 HOLLAND, Jake	161
10 MUNGUJA, Austin	1.000	3. 3 DIXON, Devon	137	3. 24 SMITH, Kyle	75
43 TRUJILLO, Gene	1.000	4. 24 SMITH, Kyle	81	4. 15 WALKER, Khalil	51
48 NEIL, Andrew	1.000	5. 8 KINKADE, Konner	67	5. 11 STEPHENS, Sean	48
Assists		Errors		Fielding double plays	
1. 3 DIXON, Devon	89	1. 3 DIXON, Devon	6	1. 30 SPENRATH, Reed	30
2. 8 KINKADE, Konner	36	2. 9 MCALISTER, Josh	5	2. 3 DIXON, Devon	24
3. 2 WEISSENBORN, Chase	31	3. 8 KINKADE, Konner	4	3. 2 WEISSENBORN, Chase	14
4. 9 MCALISTER, Josh	29	4. 4 tied at.....	3	4. 8 KINKADE, Konner	9
5. 2 tied at.....	19			5. 9 MCALISTER, Josh	4
Stolen bases against		Caught stealing by		Steal attempts against	
1. 18 HOLLAND, Jake	23	1. 18 HOLLAND, Jake	5	1. 18 HOLLAND, Jake	28
2. 24 SMITH, Kyle	21	2. 33 PURSER, Daxton	4	2. 24 SMITH, Kyle	21
3. 27 LOPEZ, David	7	3. 4 tied at.....	1	3. 33 PURSER, Daxton	9
4. 13 RUSSELL, Brett	6			4. 27 LOPEZ, David	7
5. 2 tied at.....	5			5. 13 RUSSELL, Brett	6
Passed balls		Catchers interference			
1. 18 HOLLAND, Jake	3				

# 2024 STARTERS SUMMARY

Player	GS	Position											Batting Order									
		p	c	1b	2b	3b	ss	lf	cf	rf	of	dh	1st	2nd	3rd	4th	5th	6th	7th	8th	9th	
30 SPENRATH, Reed	30	.	.	30	.	.	.	.	.	.	.	.	.	.	.	.	21	6	2	1	.	.
3 DIXON, Devon	30	.	.	.	10	2	18	.	.	.	.	.	.	.	.	.	.	.	4	8	17	1
12 ASBY, Will	29	.	.	.	.	.	.	.	.	25	.	.	.	4	.	18	8	2	.	1	.	.
4 WOOD, Tye	26	.	.	.	.	.	.	19	.	6	.	1	.	.	.	2	.	9	9	6	.	
18 HOLLAND, Jake	22	.	21	.	.	.	.	.	.	.	.	1	.	.	.	.	18	.	2	2	.	.
15 WALKER, Khalil	21	.	.	.	.	.	.	10	11	.	.	.	.	.	16	.	.	.	.	.	2	3
11 STEPHENS, Sean	20	.	.	.	.	.	.	.	20	.	.	.	.	.	6	1	.	.	.	.	.	13
9 MCALISTER, Josh	17	.	.	.	4	13	.	.	.	.	.	.	.	.	.	.	.	3	7	6	.	1
8 KINKADE, Konner	16	.	.	.	14	.	.	2	.	.	.	.	.	.	7	3	.	.	.	3	1	2
14 CARRIS, Akili	15	.	.	.	.	15	.	.	.	.	.	.	.	.	.	.	.	.	.	5	6	4
47 OTT, Ethan	14	.	.	1	.	.	.	.	.	.	.	.	13	.	.	2	6	6	.	.	.	.
2 WEISSENBORN, Cha	13	.	.	.	.	.	13	.	.	.	.	.	.	.	.	1	.	.	.	1	4	7
24 SMITH, Kyle	13	.	10	.	.	.	.	.	.	.	.	.	3	.	2	1	3	2	3	1	1	.
26 MANSY, Luke	7	.	.	.	3	1	.	.	.	.	.	.	3	.	5	.	.	1	.	.	1	.
27 LOPEZ, David	6	6	.	.	.	.	.	.	.	.	.	.	.	.	.	.	.	.	.	.	.	.
33 PURSER, Daxton	6	6	.	.	.	.	.	.	.	.	.	.	.	.	.	.	.	.	.	.	.	.
43 TRUJILLO, Gene	6	.	.	.	.	.	.	.	.	.	.	6	.	.	.	.	1	5	.	.	.	.
40 BANNISTER, Wil	5	5	.	.	.	.	.	.	.	.	.	.	.	.	.	.	.	.	.	.	.	.
31 PENGELLY, Dayne	4	4	.	.	.	.	.	.	.	.	.	.	.	.	.	.	.	.	.	.	.	.
22 BAKER-LIVINGSTON	2	2	.	.	.	.	.	.	.	.	.	.	.	.	.	.	.	.	.	.	.	.
23 JACKSON, Jaren	2	2	.	.	.	.	.	.	.	.	.	.	.	.	.	.	.	.	.	.	.	.
39 CASTILLO, Ryan	2	2	.	.	.	.	.	.	.	.	.	.	.	.	.	.	.	.	.	.	.	.
34 BARNHOUSE, Josh	1	1	.	.	.	.	.	.	.	.	.	.	.	.	.	.	.	.	.	.	.	.
13 RUSSELL, Brett	1	1	.	.	.	.	.	.	.	.	.	.	.	.	.	.	.	.	.	.	.	.
48 NEIL, Andrew	1	1	.	.	.	.	.	.	.	.	.	.	.	.	.	.	.	.	.	.	.	.
29 HARDY, Wyatt	1	1	.	.	.	.	.	.	.	.	.	.	.	.	.	.	.	.	.	.	.	.

# 2024 TEAM SINGLE-GAME HIGHS

## Batting

At bats:	50	-	vs UNLV (Mar 09, 2024)
Runs scored:	31	-	vs UNLV (Mar 09, 2024)
Hits:	29	-	vs UNLV (Mar 09, 2024)
RBI:	28	-	vs UNLV (Mar 09, 2024)
Doubles:	6	-	vs Hofstra (Mar 01, 2024)
	6	-	vs UNLV (Mar 09, 2024)
	6	-	vs Sam Houston (Apr 05, 2024)
Triples:	2	-	at Nevada (Mar 16, 2024)
Home runs:	4	-	vs Hofstra (Mar 02, 2024)
	4	-	vs San Jose State (Mar 23, 2024)
Total bases:	39	-	vs UNLV (Mar 09, 2024)
Walks:	17	-	vs Hofstra (Mar 02, 2024)
Strikeouts:	14	-	at Arizona State (Mar 12, 2024)
Sac hits:	2	-	at Nevada (Mar 16, 2024)
Sac flies:	3	-	vs UNLV (Mar 09, 2024)
Stolen bases:	4	-	vs Texas Tech (Mar 05, 2024)
Hit by pitch:	4	-	vs South Dakota State (Feb 24, 2024)
	4	-	vs Hofstra (Mar 02, 2024)
	4	-	vs UNLV (Mar 09, 2024)
Caught stealing:	1	-	(11 times )
Runners LOB:	16	-	vs South Dakota State (Feb 23, 2024)
	16	-	vs UNLV (Mar 09, 2024)
Hit into DP:	3	-	vs South Dakota State (Feb 24, 2024)

## Fielding

Putouts:	30	-	vs Hofstra (Mar 02, 2024)
Assists:	14	-	vs UNLV (Mar 09, 2024)
	14	-	vs San Jose State (Mar 22, 2024)
Errors:	4	-	vs Sam Houston (Apr 07, 2024)
Passed balls:	1	-	vs Minnesota (Feb 18, 2024 at Surprise, Ariz.)
	1	-	vs South Dakota State (Feb 24, 2024)
	1	-	vs Sam Houston (Apr 05, 2024)
DPs turned:	4	-	vs South Dakota State (Feb 24, 2024)
	4	-	vs San Jose State (Mar 22, 2024)

## Pitching

Innings pitched:	10.0	-	vs Hofstra (Mar 02, 2024)
Runs allowed:	23	-	vs Sam Houston (Apr 05, 2024)
Earned runs:	16	-	vs San Jose State (Mar 22, 2024)
Walks allowed:	10	-	vs Sam Houston (Apr 05, 2024)
	10	-	vs Sam Houston (Apr 07, 2024)
Strikeouts:	14	-	vs South Dakota State (Feb 22, 2024)
Hits allowed:	22	-	vs Hofstra (Mar 02, 2024)
	22	-	vs San Jose State (Mar 22, 2024)
	22	-	vs Sam Houston (Apr 05, 2024)
Doubles allowed:	6	-	vs South Dakota State (Feb 23, 2024)
	6	-	vs Hofstra (Mar 02, 2024)
	6	-	vs Sam Houston (Apr 05, 2024)
Triples allowed:	3	-	vs Sam Houston (Apr 07, 2024)
Homers allowed:	7	-	vs Oregon State (Feb 16, 2024 at Surprise, Ariz.)
Wild pitches:	4	-	vs UNLV (Mar 09, 2024)
Hit batters:	4	-	vs Minnesota (Feb 18, 2024 at Surprise, Ariz.)
	4	-	vs Texas Tech (Mar 05, 2024)
	4	-	vs San Jose State (Mar 22, 2024)

# 2024 INDIVIDUAL SINGLE-GAME HIGHS

## Batting

At bats:	7	-	MCALISTER, Josh vs Hofstra (Mar 02, 2024)
	7	-	SMITH, Kyle vs UNLV (Mar 09, 2024)
Runs scored:	5	-	WALKER, Khalil vs UNLV (Mar 09, 2024)
Hits:	5	-	SMITH, Kyle vs UNLV (Mar 09, 2024)
	5	-	WALKER, Khalil vs UNLV (Mar 09, 2024)
RBI:	9	-	ASBY, Will vs UNLV (Mar 09, 2024)
Doubles:	3	-	SPENRATH, Reed vs Hofstra (Mar 01, 2024)
	3	-	ASBY, Will vs UNLV (Mar 09, 2024)
	3	-	HOLLAND, Jake at Nevada (Mar 17, 2024)
Triples:	2	-	SPENRATH, Reed at Nevada (Mar 16, 2024)
Home runs:	2	-	ASBY, Will vs CSU Bakersfield (Feb 17, 2024 at Surprise, Ariz.)
	2	-	HOLLAND, Jake vs Hofstra (Mar 02, 2024)
	2	-	HOLLAND, Jake vs San Jose State (Mar 23, 2024)
Total bases:	10	-	ASBY, Will vs UNLV (Mar 09, 2024)
	10	-	HOLLAND, Jake at Nevada (Mar 17, 2024)
Walks:	4	-	SPENRATH, Reed vs Hofstra (Mar 02, 2024)
Strikeouts:	3	-	(11 times )
Sac hits:	2	-	WALKER, Khalil at Nevada (Mar 16, 2024)
Sac flies:	1	-	(13 times )
Stolen bases:	3	-	STEPHENS, Sean vs Hofstra (Mar 01, 2024)
Hit by pitch:	2	-	KINKADE, Konner vs UNLV (Mar 09, 2024)
	2	-	STEPHENS, Sean vs San Jose State (Mar 23, 2024)
Caught stealing:	1	-	(11 times )
Runners LOB:	7	-	SMITH, Kyle vs CSU Bakersfield (Feb 19, 2024 at Surprise, Ariz.)

## Fielding

Putouts:	14	-	HOLLAND, Jake vs South Dakota State (Feb 22, 2024)
	14	-	SPENRATH, Reed vs Sam Houston (Apr 05, 2024)
Assists:	7	-	DIXON, Devon at Arizona State (Mar 12, 2024)
	7	-	DIXON, Devon vs San Jose State (Mar 22, 2024)
Errors:	2	-	MCALISTER, Josh at San Diego State (03-29-24)
Passed balls:	1	-	HOLLAND, Jake vs Minnesota (Feb 18, 2024 at Surprise, Ariz.)
	1	-	HOLLAND, Jake vs South Dakota State (Feb 24, 2024)
	1	-	HOLLAND, Jake vs Sam Houston (Apr 05, 2024)

## Pitching

Innings pitched:	7.0	-	LOPEZ, David vs UNLV (Mar 09, 2024)
Runs allowed:	12	-	PENGELLY, Dayne vs Sam Houston (Apr 05, 2024)
Earned runs:	8	-	JACKSON, Jaren vs Oregon State (Feb 16, 2024 at Surprise, Ariz.)
	8	-	RUSSELL, Brett vs UNLV (Mar 09, 2024)
Walks allowed:	5	-	PURSER, Daxton vs Sam Houston (Apr 07, 2024)
Strikeouts:	9	-	PURSER, Daxton vs Sam Houston (Apr 07, 2024)
Hits allowed:	11	-	LOPEZ, David vs South Dakota State (Feb 23, 2024)
	11	-	PENGELLY, Dayne vs Sam Houston (Apr 05, 2024)
Doubles allowed:	4	-	LOPEZ, David vs South Dakota State (Feb 23, 2024)
	4	-	PENGELLY, Dayne vs Sam Houston (Apr 05, 2024)
Triples allowed:	2	-	BANNISTER, Wil vs South Dakota State (Feb 24, 2024)
Homers allowed:	4	-	JACKSON, Jaren vs Oregon State (Feb 16, 2024 at Surprise, Ariz.)

# 2024 GAME BY GAME

Date	Opponent	ab	r	h	rbi	2b	3b	hr	tb	bb	ibb	sb	cs	hbp	sac	sf	gdp	k	po	a	e	lob	avg
Feb 16	vs Oregon State	38	6	10	5	2	0	1	15	6	0	0	1	1	0	0	0	10	24	10	1	12	.263
Feb 17	vs CSU Bakersfield	29	4	5	4	0	0	3	14	2	0	0	0	1	0	0	0	11	27	9	0	4	.224
Feb 18	vs Minnesota	32	2	4	1	2	0	0	6	6	0	0	0	1	0	0	0	13	24	9	0	10	.192
Feb 19	vs CSU Bakersfield	29	6	9	6	1	0	0	10	11	0	2	1	0	1	0	2	8	27	9	0	11	.219
Feb 22	SOUTH DAKOTA STAT	35	5	8	5	2	1	0	12	5	0	1	0	0	0	1	0	11	27	6	1	9	.221
Feb 23	SOUTH DAKOTA STAT	41	12	16	11	4	1	0	22	10	1	1	0	0	0	1	0	2	27	10	3	16	.255
Feb 24	SOUTH DAKOTA STAT	35	9	12	6	2	1	0	16	6	0	1	0	1	1	1	1	5	27	10	1	10	.268
Feb 24	SOUTH DAKOTA STAT	29	13	15	13	4	0	2	25	7	0	2	1	4	0	0	3	3	21	2	0	9	.295
Mar 01	HOFSTRA	40	9	14	9	6	0	1	23	6	0	3	0	1	0	1	0	9	27	10	2	12	.302
Mar 02	HOFSTRA	37	15	10	13	3	1	1	18	17	1	1	1	4	1	1	0	9	30	7	2	15	.299
Mar 02	HOFSTRA	31	11	14	11	2	0	4	28	3	0	0	1	0	0	0	0	10	21	10	3	5	.311
Mar 03	HOFSTRA	33	9	12	9	2	0	2	20	6	0	1	1	1	0	1	1	7	27	11	1	8	.315
Mar 05	TEXAS TECH	40	8	12	8	4	0	0	16	6	0	4	0	1	0	0	0	8	27	10	2	12	.314
*Mar 09	UNLV	38	7	14	7	6	0	1	23	3	0	1	0	2	0	0	0	7	27	14	0	12	.318
*Mar 09	UNLV	50	31	29	28	4	0	2	39	13	0	1	0	4	1	3	0	4	27	10	1	16	.343
*Mar 10	UNLV	29	6	8	6	2	0	1	13	3	0	0	0	0	0	1	1	3	27	11	0	3	.339
Mar 12	at Arizona State	34	6	7	6	1	0	2	14	4	0	3	1	1	0	0	1	14	27	12	3	6	.332
*Mar 15	at Nevada	34	2	9	1	1	0	0	10	3	0	2	0	2	0	0	0	7	24	8	1	10	.328
*Mar 16	at Nevada	34	3	10	3	1	2	0	15	3	0	0	0	1	2	0	1	6	24	7	1	10	.326
*Mar 17	at Nevada	32	10	8	10	5	0	2	19	5	0	0	1	2	1	0	1	6	27	6	0	3	.323
Mar 19	NEW MEXICO STATE	35	14	17	14	4	0	3	30	4	0	0	1	1	0	0	0	3	21	7	1	6	.331
*Mar 22	SAN JOSE STATE	39	13	11	10	4	0	1	18	10	0	1	0	0	0	0	2	10	27	14	0	9	.328
*Mar 23	SAN JOSE STATE	34	7	11	7	1	1	2	20	6	0	0	0	3	0	0	1	5	27	9	1	12	.328
*Mar 23	SAN JOSE STATE	29	17	13	16	1	0	4	26	8	0	1	0	1	1	2	1	7	21	11	2	6	.332
*03-28-24	at San Diego State	28	5	4	5	2	0	0	6	8	0	2	0	2	1	0	1	9	27	10	2	7	.326
*03-29-24	at San Diego State	35	6	9	6	2	0	2	17	4	0	0	0	2	0	0	1	9	24	8	3	8	.323
*03-29-24	at San Diego State	21	0	0	0	0	0	0	0	6	0	1	0	1	0	0	0	8	18	7	2	7	.316
Apr 02	at Arizona	32	1	6	1	1	1	0	9	1	0	0	0	0	0	0	1	8	24	7	1	5	.312
Apr 05	SAM HOUSTON	42	14	16	13	6	0	3	31	1	0	0	1	0	0	1	0	7	27	12	2	3	.315
Apr 07	SAM HOUSTON	34	3	8	3	1	0	0	9	2	0	0	1	2	0	0	0	11	27	10	4	8	.312
Apr 09	at New Mexico State	32	2	7	2	2	0	0	9	5	0	0	0	1	1	0	2	8	24	10	2	10	.309
Totals		1061	256	328	239	78	8	37	533	180	2	28	11	40	10	13	20	238	786	286	42	274	.309

Date	Opponent	ip	h	r	er	bb	so	2b	3b	hr	wp	bk	hbp	dp	ibb	score	w-l	sv	era
Feb 16	vs Oregon State	8.0	17	15	15	7	9	4	0	7	1	0	0	2	0	6-15	0-1	0	16.88
Feb 17	vs CSU Bakersfield	9.0	7	3	3	2	4	1	0	0	2	0	0	1	0	4-3	1-1	1	9.53
Feb 18	vs Minnesota	8.0	10	11	10	8	8	3	1	0	3	0	4	2	0	2-11	1-2	1	10.08
Feb 19	vs CSU Bakersfield	9.0	8	2	2	1	9	1	0	1	2	0	1	1	0	6-2	2-2	2	7.94
Feb 22	SOUTH DAKOTA STAT	9.0	11	11	9	0	14	3	0	4	1	0	3	1	0	5-11	2-3	2	8.16
Feb 23	SOUTH DAKOTA STAT	9.0	19	11	9	2	9	6	1	2	0	0	0	1	0	12-11	3-3	2	8.31
Feb 24	SOUTH DAKOTA STAT	9.0	14	8	6	3	9	5	0	1	0	0	2	4	0	9-8	4-3	2	7.97
Feb 24	SOUTH DAKOTA STAT	9.0	9	2	2	2	8	1	2	1	0	0	0	0	0	13-2	5-3	2	7.41
Mar 01	HOFSTRA	9.0	13	10	8	5	8	3	0	0	0	0	2	0	0	9-10	5-4	2	7.48
Mar 02	HOFSTRA	10.0	22	16	15	9	7	6	0	2	0	0	1	1	0	15-16	5-5	2	8.17
Mar 02	HOFSTRA	7.0	10	7	7	6	7	3	0	1	0	0	0	1	0	11-7	6-5	3	8.23
Mar 03	HOFSTRA	9.0	11	6	6	5	6	2	1	0	3	1	1	0	0	9-6	7-5	4	8.04
Mar 05	TEXAS TECH	9.0	11	11	10	4	4	4	1	1	0	0	4	1	0	8-11	7-6	4	8.20
*Mar 09	UNLV	9.0	11	6	6	3	4	2	0	0	0	1	1	0	0	7-6	8-6	4	8.03
*Mar 09	UNLV	9.0	13	15	14	7	9	4	1	1	4	0	1	2	0	31-15	9-6	4	8.45
*Mar 10	UNLV	9.0	15	5	5	2	3	2	0	0	1	0	1	0	0	6-5	10-6	4	8.22
Mar 12	at Arizona State	9.0	5	4	3	8	8	0	0	3	0	1	2	0	0	6-4	11-6	5	7.91
*Mar 15	at Nevada	8.0	15	13	12	6	11	3	0	3	0	1	1	1	0	2-13	11-7	5	8.19
*Mar 16	at Nevada	8.0	9	4	4	5	7	2	0	2	0	0	1	0	0	3-4	11-8	5	8.01
*Mar 17	at Nevada	9.0	13	8	8	3	9	5	0	0	3	0	2	1	0	10-8	12-8	6	8.01
Mar 19	NEW MEXICO STATE	7.0	7	4	4	6	8	2	1	0	1	0	2	2	0	14-4	13-8	6	7.90
*Mar 22	SAN JOSE STATE	9.0	22	16	16	4	7	4	1	4	0	0	4	4	0	13-16	13-9	6	8.29
*Mar 23	SAN JOSE STATE	9.0	10	5	5	5	8	3	0	1	0	2	2	0	0	7-5	14-9	6	8.14
*Mar 23	SAN JOSE STATE	7.0	5	4	3	3	8	2	0	0	1	0	1	1	0	17-4	15-9	6	7.99
*03-28-24	at San Diego State	9.0	7	2	2	2	10	1	0	0	2	1	2	1	0	5-2	16-9	7	7.74
*03-29-24	at San Diego State	8.0	12	8	5	3	10	3	0	2	1	0	2	0	0	6-8	16-10	7	7.66
*03-29-24	at San Diego State	6.0	16	13	12	4	2	5	0	1	1	0	1	1	0	0-13	16-11	7	7.93
Apr 02	at Arizona	8.0	12	9	8	4	6	2	2	2	2	0	0	0	0	1-9	16-12	7	7.97
Apr 05	SAM HOUSTON	9.0	22	23	15	10	10	6	2	3	2	0	1	0	0	14-23	16-13	7	8.23
Apr 07	SAM HOUSTON	9.0	16	14	14	10	12	2	3	1	3	0	1	0	0	3-14	16-14	7	8.43
Apr 09	at New Mexico State	8.0	10	10	9	6	8	1	0	1	1	0	2	1	0	2-10	16-15	7	8.48
Totals		262.0	382	276	247	145	242	91	16	41	37	6	44	31	0	256-276	16-15	7	8.48

# 2024 PER-GAME STATISTICS

Player	g	ab	h/g	2b/g	3b/g	hr/g	bb/g	so/g	rbi/g	sb/g	r/g	*ab	*r	*h	*rbi	*bb	*k	*tb	*fly	*gnd
18 HOLLAND, Jake	23	83	1.35	.57	.00	.43	.30	.78	1.57	.00	1.00	85	23	31	37	7	18	76	26	12
30 SPENRATH, Reed	31	116	1.32	.35	.13	.19	.77	.97	.81	.13	.90	82	19	29	17	17	21	55	17	12
15 WALKER, Khalil	27	87	1.11	.19	.00	.00	.63	.52	.41	.04	.93	79	22	27	10	15	12	32	13	26
8 KINKADE, Konner	24	64	.88	.08	.00	.00	.42	.58	.71	.00	.58	79	17	25	20	12	17	28	27	11
11 STEPHENS, Sean	26	77	.92	.04	.08	.00	.46	.50	.42	.31	.42	81	11	25	11	12	13	30	12	26
12 ASBY, Will	31	118	1.13	.35	.03	.23	.55	.52	1.00	.03	1.03	83	22	24	21	11	11	48	25	21
9 MCALISTER, Josh	19	65	1.00	.16	.05	.16	.42	.95	.68	.16	.74	85	18	25	17	10	23	43	14	22
4 WOOD, Tye	28	80	.82	.14	.00	.07	.89	.71	.57	.32	.96	69	23	20	13	21	17	28	17	14
3 DIXON, Devon	30	101	.73	.17	.00	.07	.60	.83	.53	.03	.67	82	16	17	13	14	20	26	18	25
-----																				
43 TRUJILLO, Gene	12	26	.92	.17	.00	.25	.25	.67	.75	.00	.83	83	32	35	29	9	25	70	16	9
47 OTT, Ethan	17	51	1.00	.24	.00	.12	.59	1.06	.82	.00	.59	78	15	26	21	15	27	41	10	12
10 MUNGUIA, Austin	5	3	.20	.00	.00	.00	.00	.20	.00	.00	.00	100	0	33	0	0	33	33	33	0
24 SMITH, Kyle	19	61	1.00	.42	.00	.11	.42	.68	.84	.05	.89	83	23	26	21	10	17	45	21	17
14 CARRIS, Akili	16	55	1.00	.31	.00	.00	.31	.81	.88	.00	.81	87	20	25	22	7	20	33	23	19
2 WEISSENBORN, Ch	13	43	.92	.23	.00	.00	.31	.92	.54	.00	.15	91	4	25	14	8	25	31	23	17
26 MANSY, Luke	14	31	.43	.07	.00	.00	.86	.36	.21	.00	.57	70	18	13	6	27	11	15	20	25
Totals	31	1061	10.58	2.52	.26	1.19	5.81	7.68	7.71	.90	8.26	81	19	25	18	13	18	40	19	18
Opponents	31	1125	12.32	2.94	.52	1.32	4.68	7.81	8.16	1.42	8.90	84	20	28	18	10	18	46	18	18

\* = average based on 100 plate appearances

(All games Sorted by Earned run avg)

Player	app	ip	ip/app	w-l	+ip	+h	+r	+er	+bb	+so	+2b	+3b	+hr	+bf	+era	+fly	+gnd
33 PURSER, Daxton	9	31.0	3.1	0-2	9.0	9.3	7.3	6.4	7.3	9.3	2.3	0.3	0.6	44.7	6.39	10.2	5.8
27 LOPEZ, David	8	36.2	4.1	2-1	9.0	13.5	9.1	8.1	3.9	5.9	3.4	0.2	1.0	44.9	8.10	7.6	12.3
-----																	
17 MOGEN, Cristian	1	2.0	2.0	1-0	9.0	9.0	0.0	0.0	0.0	0.0	4.5	---	---	36.0	0.00	13.5	13.5
22 BAKER-LIVINGSTON,	2	6.0	3.0	0-0	9.0	9.0	3.0	3.0	1.5	12.0	1.5	---	---	37.5	3.00	6.0	6.0
19 STILL, Justin	10	12.0	1.0	1-0	9.0	9.8	5.2	3.8	8.2	7.5	0.8	0.8	0.8	44.2	3.75	6.0	9.0
40 BANNISTER, Wil	10	29.0	2.2	1-0	9.0	13.3	7.1	6.5	4.0	5.9	2.8	0.6	0.6	45.6	6.52	13.7	6.8
31 PENGELLY, Dayne	6	19.2	3.0	3-2	9.0	16.9	11.4	8.2	6.4	11.0	3.7	0.9	0.9	53.1	8.24	6.4	8.7
13 RUSSELL, Brett	9	20.0	2.0	2-0	9.0	9.4	9.4	8.6	3.2	9.0	3.2	0.4	0.9	39.2	8.55	6.8	9.4
6 MCBROOM, Brian	11	11.0	1.0	1-0	9.0	13.1	9.0	9.0	3.3	8.2	2.5	---	3.3	46.6	9.00	12.3	6.5
35 STEINKAMP, Arthur	11	18.2	1.2	1-1	9.0	14.5	10.1	9.2	3.4	5.3	4.8	1.9	1.0	46.3	9.16	9.6	10.6
34 BARNHOUSE, Josh	11	21.0	1.2	1-2	9.0	13.3	10.3	9.4	5.6	9.4	3.4	0.4	3.0	45.0	9.43	8.6	7.3
39 CASTILLO, Ryan	6	16.1	2.2	1-2	9.0	13.8	11.0	9.9	2.2	10.5	3.3	1.1	1.1	43.5	9.92	4.4	9.9
23 JACKSON, Jaren	10	26.2	2.2	2-4	9.0	15.2	10.8	10.1	4.7	9.4	3.4	---	3.4	48.3	10.12	9.1	7.1
38 LEHMBECK, Blake	2	2.0	1.0	0-0	9.0	27.0	13.5	13.5	4.5	9.0	9.0	4.5	---	58.5	13.50	9.0	9.0
29 HARDY, Wyatt	7	7.2	1.0	0-1	9.0	22.3	21.1	21.1	4.7	12.9	3.5	---	3.5	54.0	21.13	5.9	8.2
48 NEIL, Andrew	3	2.0	0.2	0-0	9.0	4.5	22.5	22.5	40.5	9.0	---	---	---	81.0	22.50	4.5	13.5
41 ROMERO, Blane	1	0.1	0.1	0-0	9.0	0.0	54.0	54.0	54.0	0.0	---	---	---	81.0	54.00	27.0	0.0
Totals	31	262.0	8.1	16-15	9.0	13.1	9.5	8.5	5.0	8.3	3.1	0.5	1.4	46.0	8.48	8.7	8.6
Opponents	31	258.0	8.0	15-16	9.0	11.4	8.9	7.7	6.3	8.3	2.7	0.3	1.3	45.5	7.74	8.8	8.5

+ = average based on 9-inning game

Hitting minimums - 1 Games 1 AB 2.0 AB/Game 1 TPA 2.0 TPA/Game

Pitching minimums - 1 Games 1.0 IP/Game



# SINGLE-GAME RECORDS

## AT-BATS

57	vs. New Mexico St.	2/9/02
58	vs. Fresno St.	4/1/99
56	vs. Air Force	5/14/09
56	vs. Binghamton	3/7/09
56	vs. Air Force	5/2/03
55	vs. Fresno St.	4/9/16
54	vs. Hawaii	3/14/97
54	vs. New Mexico St.	2/24/72
53	vs. Oklahoma St.	2/16/13
53	vs. Coppin St.	4/18/10
53	vs. New Mexico St.	3/30/99
53	vs. Colorado St.	3/17/73
53	vs. Northern Colorado	2/27/05

## RUNS

31	vs. UNLV	3/9/24 (W, 31-15)
31	vs. Air Force	4/17/04 (W, 31-11)
30	vs. Northern Colo.	2/24/23 (W, 30-1)
30	vs. Binghamton	3/7/09 (W, 30-2)
29	at UNLV	3/24/17 (W, 29-8)
29	vs. Coppin St.	4/18/10 (W, 29-3)
28	vs. N.M. Highlands	2/9/03 (W, 28-5)
28	vs. N.M. St.	3/30/99 (W, 28-18)
27	vs. Fresno St.	4/1/99 (W, 27-26)
27	vs. Rice	4/12/98 (W, 27-26)
27	vs. Iowa	3/24/85 (W, 27-13)
27	vs. Creighton	3/26/71 (W, 27-5)
26	vs. Air Force	4/12/08 (W, 26-9)
26	vs. Air Force	4/14/06 (W, 26-11)
26	vs. Utah	3/13/93 (W, 26-8)

## HITS

32	vs. Fresno St.	4/1/99
31	vs. Binghamton	3/7/09
30	vs. Hawaii	3/14/97
<b>29</b>	<b>vs. UNLV</b>	<b>3/9/24</b>
29	vs. Coppin St.	4/18/10
29	vs. Air Force	4/17/04
28	vs. Northern Colo.	2/24/23
28	at Air Force	3/4/17
28	vs. Air Force	4/12/08
28	vs. New Mexico St.	3/30/99
27	vs. Air Force	5/2/03
26	vs. San Diego St.	5/26/12
26	vs. Northwestern	2/22/97
26	vs. Washington	3/26/95

## RBI

<b>28</b>	<b>vs. UNLV</b>	<b>3/9/24</b>
28	vs. Coppin St.	4/18/10
28	vs. Binghamton	3/7/09
28	vs. Air Force	4/17/04
27	vs. Northern Colo.	2/24/23
27	vs. Iowa	3/24/85
26	vs. Air Force	4/12/08
26	vs. N.M. Highlands	2/9/03
26	vs. New Mexico St.	3/30/99
26	vs. Rice	4/12/98
25	vs. Air Force	4/14/06
24	vs. UNLV	3/24/17
24	vs. Fresno St.	4/1/99
24	vs. Utah	4/23/94

## DOUBLES

13	vs. N.M. Highlands	2/9/03
10	vs. Coppin St.	4/18/10
9	at Nevada	4/21/13
9	vs. Northern Colorado	3/5/06
9	vs. Utah	3/16/02
9	vs. UNLV	4/4/98

8	at New Mexico State	3/29/22
8	vs. Fresno St.	3/31/17
8	vs. San Jose St.	5/9/15
8	vs. San Jose St.	5/10/15
8	vs. San Diego St.	3/17/00
8	vs. Fresno St.	4/1/99
8	vs. Rice	4/12/98
8	vs. UTEP	4/18/80
8	vs. Southern Colorado	5/17/75

## TRIPLES

7	vs. Southern Colorado	3/27/76
6	vs. TAMU-CC	2/21/09
6	vs. Hartford	3/16/86
5	vs. Holy Cross	2/25/22
4	vs. Coppin St.	4/18/10
4	vs. ENMU	4/30/97
4	vs. Colorado St.	3/20/75
4	vs. NE Illinois	4/18/78
4	vs. UTEP	5/11/73
4	vs. Northern Illinois	3/27/72

## HOME RUNS

10	vs. New Mexico St.	3/30/99
8	vs. Air Force	4/12/08
8	vs. Air Force	4/18/04
7	vs. Fresno State	4/29/23
6	vs. Air Force	5/6/17
6	vs. Binghamton	2/18/17
6	vs. Fresno St.	4/9/16
6	vs. Air Force	4/13/06 (Game 2)
6	vs. Air Force	4/17/04
6	vs. UNLV	5/9/99
6	vs. Rice	4/12/98
6	vs. New Mexico St.	2/25/98
6	vs. Utah	5/15/94
6	vs. Air Force	4/26/86
6	vs. Air Force	4/25/86

## TOTAL BASES

63	vs. New Mexico St.	3/30/99
61	vs. Air Force	4/12/08
54	vs. Fresno St.	4/1/99

## WALKS

<b>17</b>	<b>vs. Hofstra</b>	<b>3/2/24</b>
17	at Hawai'i	2/21/16
16	vs. Air Force	4/17/04
15	vs. Fresno St.	3/31/17
14	at UNLV	3/24/17
14	at Utah	4/4/87

## STOLEN BASES

9	vs. Wayland Baptist	4/13/94
8	vs. Maine	3/18/94
8	vs. New Mexico St.	2/11/00
8	vs. Brigham Young	4/8/00
7	vs. New Mexico St.	4/17/13
7	vs. Toledo	3/10/02
7	vs. N.M. Highlands	2/10/98
7	vs. Grand Canyon	5/4/96

## LONGEST GAME (Innings)

15	NMSU 4, UNM 3	2/9/02
15	UNM 10, Gonzaga 8	3/31/72
14	UNM 8, ENMU 7	2/5-6/96
14	UNM 9, Colorado St. 8	3/17/73

## NO-HIT GAMES (2)

Jim Kremmel	4/17/70
	vs. Arizona (9 innings)
Mike Connell	3/24/77
	vs. N.M. Highlands (7 innings)

## ONE-HIT GAMES (11)

Tommy Bruskas	5/8/59
	at New Mexico St.
Lloyd Randel	4/28/62
	at ENMU, 4/28/62
Cliff Fowler	3/6/65
	at UTEP (7 innings)
Stan Quintana	3/22/65
	vs. Colorado St. (7 innings)
Cliff Fowler	4/15/65
	vs. San Francisco St.
Cliff Fowler	3/23/67
	vs. UTEP (7 innings)
Tony Sexton & Chuy Armendariz	3/9/68
	at New Mexico St. (6 innings)
Jim Kremmel	3/22/69
	vs. Colorado St. (7 innings)
Ron Sims	3/25/73
	vs. New Mexico St. (7 innings)
Tom Bepko & Craig Steiner	3/6/76
	vs. Colorado Mines (7 innings)
Tyler Stevens	4/12/15
	vs. Air Force

## SINGLE GAME STRIKEOUTS

18	Jim Kremmel	3/30/70
		vs. ENMU
18	Jim Kalk	3/14/64
		vs. Colorado St. (7 innings)
17	Justin Armbruster	3/13/21
		at Fresno State
17	Jim Serrano	2/17/98
		vs. Point Loma
17	Tommy Bruskas	5/8/59
		at NMSU
17	Cliff Fowler	3/19/65
		at New Mexico St. (8 innings)
17	Bob McAulay	4/29/66
		vs. Arizona St.
16	Gig Brummel	4/29/61
		vs. New Mexico St. (7 innings)
16	Gary Jacobs	3/23/70
		vs. Colorado St.
16	Arnie Marzullo	3/16/73
		vs. Colorado
15	Jim Kalk	3/29/64
		vs. Air Force
15	Jim Kalk	4/11/64
		vs. New Mexico St.
15	Bob McAulay	4/7/66
		vs. UTEP (7 innings)
15	Bob McAulay	5/13/66
		vs. UTEP
15	Jim Kremmel	4/10/70
		vs. Arizona St.
15	Chris Cooper	2/25/00
		vs. Southern Utah

## INNINGS PITCHED

12	Jim Coleman	5/15/92
		vs. San Diego St.
11	Tom Bepko	3/27/75
		vs. South Dakota St.

# PROGRAM RECORDS

## AT-BATS

**Game:** ..8.....Done 3 times  
 Hank Garcia .....1972  
 vs. Gonzaga (3/31)  
 Chris Armstrong .....1999  
 vs. Fresno St. (4/1)  
 Josh Mader .....2003  
 vs. Air Force (5/2)  
**Season:**..275....Tony Cairns .....(2001)  
**Career:**...960...Daniel Stovall..... (2004-07)

## RUNS

**Game:** ....6.....Done 6 times  
 Justin Howard .....2010  
 vs. Coppin St. (4/18)  
 Dane Hamilton .....2009  
 vs. Binghamton (3/7)  
 Brian Cavazos-Galvez..2009/08  
 vs. AF (5/16) & (4/12)  
 Sean Murray .....2004  
 vs. Air Force (5/15)  
 Lon Yamaguchi.....1998  
 vs. N.M. St. (2/25)  
**Season:**..86.....Jim Fregosi .....(1985)  
**Career:**...248 ...Lon Yamaguchi.... (1996-99)

## HITS

**Game:**.....6.....Done 8 times  
 John Pustay.....2012  
 at Air Force (4/5)  
 Justin Howard .....2010  
 vs. Coppin St. (4/18)  
 Mike Brownstein .....2009  
 vs. Air Force (5/14)  
 Dane Hamilton .....2009  
 vs. Binghamton (3/7)  
 Brian Cavazos-Galvez 2008  
 vs. Air Force (4/12)  
 Cory Robbins .....1999  
 vs. N.M. St. (3/23)  
 Ronnie Meng .....1995  
 vs. Nebraska (3/19)  
 Aaron Santini .....1993  
 vs. Regis (3/6)  
**Season:**..125 ....Keith Hagman .....(1980)  
**Career:**...340 ..Travis Young .....(1994-97)

## RBI

**Inning:**....8.....Jonathan Gallegos.....1993  
 vs. Utah (3/13)  
**Game:**.....10.....Brian Cavazos-Galvez 2008  
 vs. Air Force (4/12)  
 Mark Gulseth .....1992  
 vs. San Diego St. (4/19)  
**Season:**..95.....Keith Hagman .....(1980)  
**Career:**...226...Daniel Stovall ..... (2004-07)

## DOUBLES

**Game:**.....4 .....Done 4 times  
 Justin Howard .....2010  
 vs. San Diego St. (5/2)  
 Justin Howard .....2010  
 vs. Coppin St. (4/18)  
 Joe Salas .....2004  
 vs. Air Force (4/17)  
 Dusty Young .....2003  
 vs. N.M. Highlands (2/9)  
**Season:**..35 .....Robert Gonzales .....(1998)  
**Career:**...78 .....DJ Peterson ..... (2011-13)  
 Daniel Stovall..... (2004-07)

## TRIPLES

**Game:**.....3.....Jim Economides .....1957  
 vs. Denver  
**Season:**..17 .....Keith Hagman .....(1980  
 (NCAA record)  
**Career:**...31.....Larry Harrison .....(1980-83)

## HOME RUNS

**Game:**.....4 .....Brian Cavazos-Galvez .2008  
 vs. Air Force (4/12)  
**Season:**..25 .....Chris Alexander ..... (2003)  
**Career:**...53 .....Aaron Sisk..... (1998-00)

## GRAND SLAMS

**Game:**.....2.....Mark Gulseth .....1992  
 vs. San Diego St. (4/19)  
**Season:**..3.....Mark Wulfert .....(1995)  
**Career:**...5.....Mark Wulfert .....(1993-95)

## TOTAL BASES

**Game:**.....19.....Brian Cavazos-Galvez .2008  
 vs. Air Force (4/12)  
**Season:**..207 .....Keith Hagman .....(1980)  
**Career:**...550 ...Daniel Stovall ..... (2004-07)

## STOLEN BASES

**Game:**.....5.....Cory Robbins .....1998  
 vs. N.M. Highlands (2/10)  
**Season:**..56 .....Luke Oglesby .....(1993)  
**Career:**...123.....Travis Young .....(1994-97)

## WALKS

**Game:**.....5.....Done 2 times  
 DJ Peterson.....2013  
 vs. UC Riverside (3/9)  
 Luke Oglesby .....1993  
 vs. Texas Tech (2/25)  
**Season:**..56 .....Mike Foote .....(1980)  
**Career:**...152.....Lon Yamaguchi ....(1996-99)

## HIT BY PITCH

**Game:**.....3.....Done 3 times:  
 Jared Holley .....2013  
 vs. LaSalle (3/5)  
 Jordan Pacheco .....2006  
 vs. New Mexico St. (2/28)  
 Paul Huitt .....1990  
 vs. N.M. Highlands (2/28)  
**Season:**..19 .....Aaron Santini .....(1992)  
**Career:**...40.....Jared Holley .....(2013-16)

# SEASON STATISTICAL RECORDS

## BATTING AVERAGE

1. .363 .....2009  
 2. .361 .....1986  
 3. .355 .....1985  
 4. .354 .....1980  
 5. .346 .....2010  
 6. .3454 .....2002  
 7. .3451 .....2003  
 8. .3444 .....1993  
 9. .3443 .....1999  
 10. .338 .....1997

## WIN PCT. (min. 40 games)

1. .740 (37-13-0).....1968  
 2. .712 (42-17-0).....1985  
 3. .674 (29-14-0).....1972  
 4. .651 (41-22-0).....1980  
 5. .649 (37-20-0) .....2009  
 6. .647 (37-20-1) .....2014  
 7. .633 (38-22-0) .....2010  
 8. .629 (39-23-0) .....2016  
 9. .627 (37-22-0) .....2013  
 10. .625 (35-21-0) .....2000  
 .625 (35-21-0) .....1993

## ERA

1. 2.87 .....1968  
 2. 3.40 .....1969  
 3. 3.86 .....1975  
 4. 3.92 .....1976  
 5. 4.07 .....1962  
 6. 4.13 .....1977  
 7. 4.21 .....1973  
 8. 4.23 .....2014  
 9. 4.29 .....1970  
 4.29 .....1967

## FIELDING PCT.

1. .976 .....2009  
 2. .974 .....2023  
 .974 .....2017  
 4. .973 .....2008  
 5. .972 .....2015  
 6. .971 .....2021  
 .971 .....2016  
 .971 .....2010  
 9. .970 .....2007  
 10. .969 .....2013  
 .969 .....2006

## SLUGGING PCT.

1. .604 .....1986  
 2. .572 .....1985  
 3. .570 .....1980  
 4. .567 .....1998  
 5. .564 .....2003  
 6. .560 .....2023  
 7. .554 .....2010  
 8. .545 .....1999  
 9. .542 .....2005  
 10. .515 .....1993

## ON BASE PERCENTAGE

1. .445 .....1985  
 2. .444 .....1993  
 3. .443 .....1986  
 4. .440 .....1980  
 5. .432 .....2009  
 6. .424 .....2003  
 7. .422 .....2013  
 8. .422 .....1987  
 9. .420 .....1992  
 10. .419 .....1994

# LAST TIME IT HAPPENED...

## HITTING (Individual)

**Grand slam:**..... *Will Asby vs. New Mexico St., 3/19/24*  
**Hit for the cycle:** ..... Danny Collier vs. Air Force, 3/24/18  
**Five hits:** ..... Jeffrey David vs. Northern Colorado, 2/24/23  
**Six hits:** ..... Carl Stajduhar vs. Fresno St., 4/9/16  
**Eight at bats:** ..... Josh Mader vs. Air Force, 5/2/03  
**Four runs:** ..... *Jake Holland at Nevada, 3/17/24*  
**Five runs:** ..... *Khalil Walker vs. UNLV, 3/9/24*  
**Six runs:** ..... Justin Howard vs. Coppin St., 4/18/10\*  
**Five RBI:** ..... *Jake Holland vs. San Jose St., 3/22/24*  
**Six RBI:** ..... *Kyle Smith vs. UNLV, 3/9/24*  
**Seven RBI:** ..... *Kyle Smith vs. Hofstra, 3/2/24*  
**Eight RBI:** ..... Justin Olson vs. Fresno State, 4/29/23  
**Nine RBI:** ..... *Will Asby vs. UNLV, 3/9/24*  
**10 RBI:** ..... Brian Cavazos-Galvez vs. Air Force, 4/12/08\*#  
**Three doubles:** ..... *Jake Holland at Nevada, 3/17/24*  
**Four doubles:** ..... Reece Weber vs. San José St., 5/10/15  
**Four extra-base hits:** ..... *Jake Holland at Nevada, 3/17/24*  
**Two triples:** ..... *Reed Spenrath at Nevada, 3/16/24*  
**Back-to-back-to-back triples:** ... Mike Brownstein, Dane Hamilton, ..... Brian Cavazos-Galvez vs. TAMU-CC (Game 2), 2/21/09  
**Inside-the-Park home run:** ..... DJ Peterson vs. TCU, 5/20/11  
**Walk-off home run:** ..... Jake Holland vs. Texas Tech, 3/28/23  
**Two home runs:** ..... *Jake Holland vs. San Jose St., 3/23/24*  
**Three home runs:** ..... Justin Olson vs. Fresno State, 4/29/23  
**Four home runs:** ... Brian Cavazos-Galvez vs. Air Force, 4/12/08\*#  
**Two home runs in one inning:** ..... Josh Mader at Utah, 4/8/04  
**Two+ players with multi-homers:** ..... Brian Cavazos-Galvez (4), ..... Kevin Atkinson (2) vs. Air Force, 4/12/08  
**Back-to-back homers:** ..... *Jake Holland, Reed Spenrath ..... at SDSU, 3/29/24*  
**Back-to-back-to-back homers:** ..... Daniel Stovall, Matt Hibbits, ..... Ian Hollick vs. Hawaii-Hilo, 4/28/07  
**Multiple back-to-back homers in same game:** ..... (2), Joe Salas, ..... Daniel Stovall, vs. Air Force, 5/16/04  
**HR in 3 straight games:** ... *Jake Holland vs. San Jose St., 3/22-24/24*  
**HR in 3 straight games:** . *Jake Holland vs. SNMSU, SJSU, 3/17-24/24*  
**Three + sacrifice bunts in a game:** ..... 3, Jared Holley at Nevada 4/20/13  
**Four strikeouts:** ..... Deylan Pigford vs. Fresno State, 4/28/23  
**Three HBP:** ..... Jared Holley vs. LaSalle, 3/5/13  
**Three stolen bases:** ..... *Sean Stephens vs. Hofstra, 3/1/24*  
**Four Walks:** ..... *Reed Spenrath vs. Hofstra, 3/2/24*  
**Five Walks:** ..... DJ Peterson vs. UC Riverside, 3/9/13\*

## HITTING (Team)

**Five + home runs (team):** ... 7, vs. Fresno State (W, 17-7), 4/29/23  
**20+ hits:** ..... 20, vs. Northern Colorado (W, 18-2), 2/25/23 (G2)  
**25+ hits:** ..... **29, vs. UNLV (W, 31-15), 3/9/24**  
**30+ hits:** ..... 31, vs. Binghamton (Game 1), 3/7/09  
**Allowed 20 + hits:** ..... **22, vs. San Jose St., 3/22/24**  
**20+ runs:** ..... 20, vs. St. Bonaventure (W, 20-3), 3/4/23  
**Allowed 20 + runs:** ..... 25, vs. Air Force (L, 25-6), 5/19/22  
**30+ runs:** ..... 30, vs. Northern Colorado (W, 30-1), 2/24/23  
**20+ RBI:** ..... **28, vs. UNLV (W, 31-15), 3/9/24**  
**40+ total bases:** ..... 42, vs. Fresno State, 4/29/23  
**50+ total bases:** ..... 52, vs. Northern Colorado, 2/24/23  
**60+ total bases:** ..... 61, vs. Air Force, 4/12/08  
**No strikeouts:** ..... 5/4/14 vs. San Diego St. (35 at-bats)  
**No walks:** ..... 3/31/23 vs. San Diego State (34 at-bats)  
**10+ strikeouts:** ..... **10, vs. San Jose St., 3/22/24**  
**10+ walks:** ..... **10, vs. San Jose St., 3/22/24**  
**15+ walks:** ..... **17, vs. Hofstra, 3/2/24**  
**5+ HBP:** ..... 5, vs. San Jose State, 4/29/22  
**Was no-hit (7-inning game):** ..... *at San Diego State, 3/29/24*  
**Was no-hit (9-inning game):** ..... at Wichita St., 3/20/90

## PITCHING (Individual)

**No-hitter (7-inning game):** ..... Mike Connell vs. N.M. Highlands, 3/24/77  
**No-hitter (9-inning game):** ..... Jim Kremmel vs. Arizona, 4/17/70  
**One-hitter:** ..... Tyler Stevens vs. Air Force, 4/12/15  
**Complete game:** ..... Cody Dye vs. UNLV, 4/21/18..... Justin Armbruster at San Jose State, 5/22/21 (7 innings)  
**Complete-game shutout:** ..... Colton Thomson vs. Nevada, 5/26/16  
**10+ strikeouts:** ..12, Justin Armbruster at San Jose State, 5/22/21  
**15+ strikeouts:** .....17, Justin Armbruster at Fresno State, 3/13/21  
**No walks (complete game):** Justin Armbruster at San Jose State, 5/22/21

## PITCHING (Team)

**10+ strikeouts:** ..... **14, vs. South Dakota St. 2/22/24**  
**15+ strikeouts:** ..... 16, vs. Nevada, 3/27/21  
**No strikeouts:** ..... 3/5/17 at Air Force ... (J. Tripp 30 BF; D. Gillespie 5 BF, A. Isenhardt 1 BF, C. Tripp 8 BF)  
**No walks:** ..... **vs. South Dakota State, 2/22/24**  
**10 + walks:** ..... at California, 5/14/22

## FIELDING

**Five+ errors (Team):** ..... 6, vs. San Jose State, 4/8/23  
**Three+ errors (Ind.):** ..... 3, Hayden Schilling ..... vs. Central Michigan, 2/22/18  
**Eight+ assists:** ..... 8, Konner Kinkade ..... vs. Texas Tech, 3/28/23  
**Caught three runners stealing:** ..... Mitch Garver ..... vs. Texas Tech, 4/25/12  
**15 + putouts:** ..... 15, Reed Spenrath ..... vs. New Mexico State, 3/21/23  
**UNM turned a triple play:** ..... 5/13/16 vs. Nevada (4-6-3-2)  
**UNM hit into a triple play:** ..... 4/23/09 at BYU

## SCORING AND MISCELLANEOUS

**Stole home:** ..... Harry Fullerton vs. Nevada, 3/27/21  
**Stole seven+ bases:** ..... 7, 4/17/13 vs. New Mexico St. (W, 13-6)  
**Tied:** ..... 4/28/19 at Fresno St. (T, 6-6)  
**Shut out:** ..... **3/29/24 at San Diego State (L, 0-13/7 Inn.)**  
**Shut out opponent:** ..... 4/18/23 at New Mexico State (W, 13-0)  
**Shut out at home:** ..... 3/21/23 vs. New Mexico State (L, 0-2)  
**Shut out on the road:** ..... **3/29/24 at San Diego St. (L, 0-13/7 Inn.)**  
**Shut out opponent at home:** ..... 3/11/23 vs. Air Force (W, 15-0)  
**Shut out opponent on road:** .4/18/23 at New Mexico St. (W, 13-0)  
**Recorded back-to-back shutouts:** ..... 5/6-5/7, 2011 ..... vs. Air Force (5-0, 10-0)  
**Recorded three straight shutouts:** ..... 2/24-3/3, 1973 ..... vs. New Mexico St. (1-0) and New Mexico Highlands (7-0, 4-0)  
**Shut out in back-to-back games:** ..... 3/14-15/2017 at Oklahoma St.  
**Most runs in three-game series:** 73, vs. Air Force (4/13-14, 2006)  
**Consecutive one-run games:** ..... **2, vs. UNLV, at ASU (3/10-12/24)**  
**Four straight one-run games:** ..... vs. BYU, Gonzaga, Northern Colorado, 2/15-23, 2020  
**Five straight one-run games:** ..... March 18-24, 2015\*



# LAST TIME IT HAPPENED... CONTINUED

## EXTRA INNINGS

**Won an extra-inning game:** 4/30/23 vs. Fresno State (6-5, 10 inn.)  
**Lost an extra-inning game:** ..... 3/2/24 vs. Hofstra (15-16, 10 Inn.)  
**Extra inning games in a row:** ..... 2, 4/23-4/24, 2021 at Washington  
**3 straight extra-inning games:** ..... at Utah, 4/9-11, 2009  
**Played a 10-inning game:** ..... 3/2/24 vs. Hofstra  
**Played an 11-inning game:** ..... vs. Fresno State, 3/13/22 (W, 9-8)  
**Played a 12-inning game:** ..... vs. Minnesota, 2/20/22 (W, 4-3)  
**Played a 13-inning game:** ..... vs. Columbia, 6/1/13 (L, 6-5, NCAA Tourn.)  
**Played a 14-inning game:** ..... vs. Eastern N.M., 2/5-6, 1996 (W, 8-7)  
**Played a 15-inning game:** ..... at New Mexico St., 2/9/02 (L, 4-3)

## IN AN INNING

**10+ runs in an inning:** ..... 10, vs. Air Force (8th), 3/11/23  
**15+ runs in an inning:** ..... 15, vs. Savannah St., 3/11/05  
**4+ homers in an inning:** ..... 4, at Air Force, 5/19/05  
**5+ doubles in an inning:** ..... 5, at Nevada, 4/21/13  
**4+ triples in an inning:** ..... 4, vs. TAMU-CC (Game 2), 2/21/09^  
**10+ hits in an inning:** ..... 10, vs. New Mexico State, 5/2/23  
**10+ consecutive hits:** ..... 11, vs. Savannah St., 3/11/05\*  
**10+ consecutive batters reach base:** ..... 12, vs. Fresno St., 4/13/13  
**15+ consecutive batters reach base:** ..... 16, vs. Savannah St., 3/11/05  
**Player w/hits from both sides of plate:** ..... Sam Haggerty  
 ..... vs. Fresno St. 4/12/13

## UNM SCORING IN AN INNING

**Most runs in top of 1st:** ..... 11, at Air Force (5/14/09)  
**Most runs in top of 2nd:** ..... 10, 2x, last at Air Force (4/15/97)  
**Most runs in top of 3rd:** ..... 8, 3x, last at Air Force (4/25/10, Game One)  
**Most runs in top of 4th:** ..... 12, at Air Force (4/15/07)  
**Most runs in top of 5th:** ..... 12, at Air Force (4/17/04)  
**Most runs in top of 6th:** ..... 10, at Air Force (5/19/16)  
**Most runs in top of 7th:** ..... 9, at Air Force (4/16/07)  
**Most runs in top of 8th:** ..... 12, at Utah (4/1/00)  
**Most runs in top of 9th:** ..... 9, at New Mexico St. (2/16/86)  
**Most runs in top of 10th:** ..... 4, at Texas St. (2/11/06)  
**Most runs in top of 11th:** ..... 6, at Arizona (1/30/93)  
**Most runs in top of 12th:** ..... 3, at Washington (4/24/21)  
**Most runs in top of 13th:** ..... N/A  
**Most runs in top of 14th:** ..... N/A  
**Most runs in top of 15th:** ..... 1, vs. Gonzaga at Fresno St. (3/31/72)

**Most runs in bottom of 1st:** 11, 2x, last vs. St. Bonaventure. (3/4/23)  
**Most runs in bottom of 2nd:** ..... 15, vs. Savannah St. (3/11/05)  
**Most runs in bottom of 3rd:** ..... 13, vs. NM Highlands (2/28/90)  
**Most runs in bottom of 4th:** ..... 12, vs. Air Force at UNLV (5/27/04)  
**Most runs in bottom of 5th:** ..... 10, 2x, last vs. Utah (4/22/06)  
**Most runs in bottom of 6th:** ..... 20, vs. Utah (3/13/93)\*  
**Most runs in bottom of 7th:** ..... 11, vs. Texas St. (2/18/05)  
**Most runs in bottom of 8th:** ..... 12, 3x, last vs. Fresno St. (4/13/13)  
**Most runs in bottom of 9th:** ..... 9, 2x, last vs. New Mexico St. (3/26/02)  
**Most runs in bottom of 10th:** ..... 7, vs. Louisiana Tech (3/13/10)  
**Most runs in bottom of 11th:** ..... 2, 2x, last vs. Fresno St. (3/13/22)  
**Most runs in bottom of 12th:** ..... 2, vs. UNLV (3/9/14)  
**Most runs in bottom of 13th:** 1, 2x, last vs. Northwestern (3/7/03)  
**Most runs in bottom of 14th:** ..... 1, 2x, last vs. ENMU (2/5-6, 1996)  
**Most runs in bottom of 15th:** ..... N/A

## OPPONENT SCORING IN AN INNING

**Most runs in top of 1st:** ..... 12, vs. BYU (3/26/94)  
**Most runs in top of 2nd:** ..... 9, vs. UC Riverside (4/18/19)  
**Most runs in top of 3rd:** ..... 12, vs. Wichita St. (3/16/89)  
**Most runs in top of 4th:** ..... 11, vs. Rice (4/11/98)  
**Most runs in top of 5th:** ..... 10, 2x, last vs. UNLV (4/3/22)  
**Most runs in top of 6th:** ..... 10, vs. BYU (4/11/02)  
**Most runs in top of 7th:** ..... 11, vs. BYU (4/6/00)  
**Most runs in top of 8th:** ..... 8, 2x, last vs. Rice (4/12/98)  
**Most runs in top of 9th:** ..... 12, vs. BYU (3/18/05, Game Two)

**Most runs in top of 10th:** ..... 9, vs. San Francisco (3/18/06)  
**Most runs in top of 11th:** 6, vs. Nevada at Las Vegas, Nev. (5/23/14)  
**Most runs in top of 12th:** ..... 1, 4x, last vs. UNLV (3/9/14)  
**Most runs in top of 13th:** ..... 1, 2x, last vs. Columbia (6/1/13)  
**Most runs in top of 14th:** ..... N/A  
**Most runs in top of 15th:** ..... N/A

**Most runs in bottom of 1st:** 11, at Arizona St. (2/9/80, Game One)  
**Most runs in bottom of 2nd:** ..... 16, at Texas Tech (3/15/22)\*  
**Most runs in bottom of 3rd:** ..... 15, at Hawaii (4/22/89)  
**Most runs in bottom of 4th:** ..... 12, 2x, last at Air Force (4/15/90)  
**Most runs in bottom of 5th:** ..... 12, at Cal St. Fullerton (3/7/86)  
**Most runs in bottom of 6th:** ..... 12, at LMU (3/11/86)  
**Most runs in bottom of 7th:** ..... 9, at California (5/14/22)  
**Most runs in bottom of 8th:** ..... 11, vs. Oregon State (2/18/22)  
**Most runs in bottom of 9th:** ..... 4, 7x, last at Air Force (4/15/07)  
**Most runs in bottom of 10th:** ..... 4, at Air Force (4/24/65)  
**Most runs in bottom of 11th:** 2, vs. BYU at San Diego St. (3/31/06)  
**Most runs in bottom of 12th:** 2, vs. BYU at San Diego St. (3/31/06)  
**Most runs in bottom of 13th:** ..... N/A  
**Most runs in bottom of 14th:** ..... N/A  
**Most runs in bottom of 15th:** ..... 1, at New Mexico St. (2/9/02)

## SERIES

**Swept non-conf. series, home:** ..vs. Northern Colo., 2/24-26, 2023  
**Swept non-conf. series, road:** at No. 23 Oklahoma St., 3/14-15, 2017  
**Swept in non-conf. series, home:** .... vs. Dallas Baptist, 3/4-6, 2016  
**Swept in non-conf. series, road:** ..... at California, 5/13-15/2022  
**Swept MW series, home:** ..... vs. UNLV, 3/9-10, 2024  
**Swept MW series, road:** ..... at San Jose State, 5/22-23, 2021  
**Swept multiple MW series in a row:** ..... 3, 3/3/17-3/26/17  
 ..... at Air Force, vs. San José St., at UNLV  
**Swept in MW series, home:** ....vs. San Diego State, 3/31-4/2, 2023  
**Swept in MW series, road:** ..... at Air Force, 5/8-9, 2021  
**Swept in multiple MW series in a row:** ..... 3, 4/2-5/9/2021  
 ..... at San Diego State, vs. Fresno State, at Air Force

## WALK-OFFS

**Won on last at-bat:** ..... 2/24/24  
 ..... Will Asby vs. S. Dakota State (12-11, 9 Inn.)  
**Back-to-back games won in last at-bat:** ..... 2/24/24  
 ..... vs. South Dakota State (12-11, 9-8)  
**Lost on last at-bat:** ..... 3/22/24  
 ..... vs. San Jose State  
**Scored two runs in last at-bat:** ..... 5/20/22  
 ..... vs. South Dakota State (13-2, run rule 7 innings)  
**Scored three runs in last at-bat:** ..... 2/24/24  
 ..... vs. Texas Tech (11-10, 9 innings)  
**Scored four runs in last at-bat:** ..... 5/20/22  
 ..... vs. Air Force (13-12, 9 innings)  
**Scored five runs in last at-bat:** ..... 5/20/22  
 ..... vs. Air Force (13-12, 9 innings)  
**Scored six runs in last at-bat:** ..... 5/20/22  
 ..... vs. Air Force (13-12, 9 innings)  
**Scored seven runs in last at-bat:** ..... 5/20/22  
 ..... vs. Air Force (13-12, 9 innings)  
**Scored nine runs in last at-bat:** ..... 3/21/99  
 ..... vs. TCU (17-16)  
**Allowed two runs in last at-bat:** ..... 3/18/23  
 ..... at Fresno State (8-9)  
**Allowed three runs in last at-bat:** ..... 4/2/21  
 ..... at San Diego State (9-10)  
**Allowed four runs in last at-bat:** ..... 4/2/21  
 ..... at San Diego State (9-10)  
**Allowed five runs in last at-bat:** ..... 4/2/21  
 ..... at San Diego State (9-10)  
**Allowed six runs in last at-bat:** ..... 4/2/21  
 ..... at San Diego State (9-10)

\* = School record

# = Mountain West record

# 2023 NEW MEXICO OVERALL STATS

Record: 26-25 Home: 17-11 Away: 6-13 Neutral: 3-1 MW: 13-17

Date	Opponent	Score	Player	avg	slug	ob%	g	ab	r	h	2b	3b	hr	rbi	bb	so	sb	cs	e
#2/17	vs #23 Oregon State	w 7-2	DITZENBERGER, D	.437	.563	.490	37	135	42	59	9	1	2	27	15	19	6	0	2
#2/18	vs UC Santa Barbara	w 3-1	ASHBY, Lenny Juni	.381	.595	.455	51	210	46	80	18	0	9	51	26	25	0	1	4
#2/19	vs #23 Oregon State	L 6-14	RUNION, Braydon	.357	.629	.398	51	213	48	76	23	4	9	56	11	51	1	2	1
#2/20	vs Minnesota	w 4-3	HOLLAND, Jake	.333	.633	.371	41	150	29	50	7	1	12	39	8	32	0	0	2
2/24	NORTHERN COLORADO	w 30-1	SPENRATH, Reed	.321	.721	.421	50	190	54	61	11	4	19	65	34	70	3	0	2
2/25	NORTHERN COLORADO	w 11-3	DAVID, Jeffrey	.306	.472	.349	42	193	38	59	13	5	3	41	11	27	3	2	6
2/25	NORTHERN COLORADO	w 18-2	PIGFORD, Deylan	.297	.503	.389	45	145	39	43	9	3	5	13	17	35	8	2	4
3/3	ST. BONAVENTURE	w 14-4	WEISSENBORN, C	.291	.385	.360	51	179	36	52	10	2	1	27	19	37	3	0	8
3/4	ST. BONAVENTURE	L 8-17	DIXON, Devon	.274	.445	.346	49	164	38	45	10	0	6	27	16	29	2	1	6
3/4	ST. BONAVENTURE	w 20-3	-----																
3/5	ST. BONAVENTURE	w 16-6	HERD, Caleb	.429	.571	.556	9	7	3	3	1	0	0	1	2	1	0	0	0
3/7	at Texas Tech	L 3-6	OLSON, Justin	.367	.822	.504	37	90	24	33	2	0	13	31	25	27	0	0	2
*3/10	AIR FORCE	L 7-9	STEPHENS, Sean	.349	.508	.388	37	63	11	22	5	1	1	8	3	11	4	2	1
*3/11	AIR FORCE	w 15-0	SMITH, Kyle	.271	.614	.469	28	70	17	19	3	3	5	13	16	17	2	0	0
*3/12	AIR FORCE	w 11-4	KINKADE, Konner	.268	.446	.425	35	56	13	15	4	0	2	12	15	8	0	0	4
3/14	at Grand Canyon	L 8-11	CARRIS, Akili	.143	.143	.250	8	7	2	1	0	0	0	0	0	2	0	0	1
*3/17	at Fresno State	L 3-5	FELIX, Dominic	.000	.000	.125	6	7	1	0	0	0	0	1	1	0	0	0	1
*3/18	at Fresno State	L 8-9	DEWYER, Trent	.000	.000	.000	2	0	0	0	0	0	0	0	0	0	0	0	0
*3/19	at Fresno State	w 7-2	STANFIELD, Alec	.000	.000	.000	1	0	0	0	0	0	0	0	0	0	0	0	0
3/21	NEW MEXICO STATE	L 0-2	STEINKAMP, Arthu	.000	.000	.000	15	0	0	0	0	0	0	0	0	0	0	0	0
*3/24	at Nevada	w 9-5	STILL, Justin	.000	.000	.000	17	0	0	0	0	0	0	0	0	0	0	0	0
*3/25	at Nevada	w 12-1	JACKSON, Jaren	.000	.000	.000	12	0	0	0	0	0	0	0	0	0	0	0	0
3/28	#22 TEXAS TECH	w 11-10	ITURRALDE, Adolfo	.000	.000	.000	8	0	0	0	0	0	0	0	0	0	0	0	0
*3/31	SAN DIEGO STATE	L 3-5	FLORES, Junior	.000	.000	.000	1	0	0	0	0	0	0	0	0	0	0	0	0
*4/1	SAN DIEGO STATE	L 1-3	MARTINEZ, Jordan	.000	.000	.000	5	0	0	0	0	0	0	0	0	0	0	0	0
*4/2	SAN DIEGO STATE	L 7-19	RUSSELL, Brett	.000	.000	.000	5	0	0	0	0	0	0	0	0	0	0	0	0
*4/6	SAN JOSE STATE	w 16-8	BAKER-LIVINGSTO	.000	.000	.000	10	0	0	0	0	0	0	0	0	0	0	0	0
*4/7	SAN JOSE STATE	L 3-8	GALLEGOS, Isaac	.000	.000	.000	12	0	0	0	0	0	0	0	0	0	0	0	0
*4/8	SAN JOSE STATE	L 3-14	HUDSON, Terrell	.000	.000	.000	10	0	0	0	0	0	0	0	0	0	0	0	0
4/11	CSU PUEBLO	w 8-7	LIVELY, Tristin	.000	.000	.000	13	0	0	0	0	0	0	0	0	0	0	0	1
4/12	CSU PUEBLO	L 6-8	MCBROOM, Brian	.000	.000	.000	25	0	0	0	0	0	0	0	0	0	0	0	1
4/18	at New Mexico State	w 13-0	EGLOFF, Riley	.000	.000	.000	13	0	0	0	0	0	0	0	0	0	0	0	2
*4/21	at Air Force	L 6-9	BANNISTER, Wil	.000	.000	.000	16	0	0	0	0	0	0	0	0	0	0	0	1
*4/23	at Air Force	w 12-1	Totals	.329	.560	.407	51	1879	441	618	125	24	87	412	219	391	32	10	49
*4/23	at Air Force	L 8-13	Opponents	.304	.464	.370	51	1770	324	538	112	23	42	300	155	341	32	16	61
4/25	at Arizona	L 8-11																	
*4/28	FRESNO STATE	w 16-10																	
*4/29	FRESNO STATE	w 17-7																	
*4/30	FRESNO STATE	w 6-5																	
5/2	NEW MEXICO STATE	w 14-6																	
*5/5	at UNLV	w 13-5	Player	era	w-l	app	gs	cg	sh	sv	ip	h	r	er	bb	so	avg	hr	
*5/6	at UNLV	L 5-7	GALLEGOS, Isaac	4.35	4-2	12	12	0	0	0	70.1	69	46	34	32	60	.253	4	
*5/7	at UNLV	L 3-8	LIVELY, Tristin	4.42	6-4	13	13	1	0	0	77.1	83	42	38	23	62	.277	5	
*5/12	NEVADA	w 9-5	EGLOFF, Riley	6.05	7-3	13	13	0	0	0	74.1	95	55	50	21	67	.310	12	
*5/12	NEVADA	L 8-9	-----																
*5/13	NEVADA	L 6-8	DEWYER, Trent	0.00	0-0	2	0	0	0	0	2.2	3	0	0	0	1	.300	0	
*5/14	NEVADA	w 7-3	STEINKAMP, Arthur	2.81	0-1	15	0	0	0	0	25.2	27	12	8	4	12	.273	1	
5/16	at New Mexico State	L 0-8	ITURRALDE, Adolfo	4.00	0-0	8	0	0	0	0	9.0	9	5	4	2	9	.281	1	
*5/18	at San Diego State	L 3-5	MCBROOM, Brian	5.53	4-2	25	0	0	0	3	40.2	47	28	25	11	39	.290	3	
*5/19	at San Diego State	L 3-4	STILL, Justin	5.91	0-1	17	0	0	0	0	21.1	22	14	14	16	20	.268	1	
*5/20	at San Diego State	L 6-8	JACKSON, Jaren	7.46	3-2	12	8	0	0	1	44.2	61	38	37	12	32	.318	2	
			HUDSON, Terrell	8.10	1-2	10	0	0	0	0	13.1	18	12	12	4	10	.327	4	
			BAKER-LIVINGSTON	8.62	0-4	10	4	0	0	0	24.0	40	24	23	10	10	.374	1	
			BANNISTER, Wil	9.47	1-3	16	1	0	0	1	19.0	31	21	20	8	11	.369	3	
			MARTINEZ, Jordan	12.86	0-0	5	0	0	0	0	7.0	10	10	10	5	1	.357	1	
			RUSSELL, Brett	17.47	0-1	5	0	0	0	0	5.2	16	12	11	4	7	.500	3	
			STANFIELD, Alec	54.00	0-0	1	0	0	0	0	0.1	3	2	2	2	0	1.000	0	
			FLORES, Junior	81.00	0-0	1	0	0	0	0	0.1	4	3	3	1	0	.800	1	
			Totals	5.95	26-25	51	51	1	2	5	435.2	538	324	288	155	341	.304	42	
			Opponents	8.02	25-26	51	51	1	2	15	433.1	618	441	386	219	391	.329	87	

LOB - Team (414), Opp (376). DPs turned - Team (48), Opp (33). CI - Team (0), Opp (1). IBB - Team (6), SPENRATH, R. 3, OLSON, J. 2, PIGFORD, D. 1, Opp (8). Picked off - PIGFORD, D. 1, DIXON, D. 1, STEPHENS, S. 1, DAVID, J. 1.

# = Sanderson Ford College Baseball Class  
\* = Conference game

PB - Team (2), SMITH, K. 2, Opp (2). Pickoffs - Team (2), EGLOFF, R. 2, Opp (3). SBA/ATT - HOLLAND, J. (25-31), SMITH, K. (7-17), GALLEGOS, I. (7-10), LIVELY, T. (5-9), JACKSON, J. (8-8), EGLOFF, R. (6-8), MCBROOM, B. (1-4), ITURRALDE, A (1-3), BAKER-LIVING (2-3), STILL, J. (1-2), STEINKAMP, A (1-1).



# 2023 NEW MEXICO CONFERENCE STATS

Record: 13-17 Home: 8-8 Away: 5-9 MW: 13-17

Date	Opponent	Score	Player	avg	slug	ob%	g	ab	r	h	2b	3b	hr	rbi	bb	so	sb	cs	e
*3/10	AIR FORCE	L 7-9	DITZENBERGER, D	.405	.544	.440	21	79	16	32	6	1	1	12	5	11	2	0	2
*3/11	AIR FORCE	w 15-0	ASHBY, Lenny Juni	.373	.579	.449	30	126	25	47	11	0	5	27	14	17	0	0	3
*3/12	AIR FORCE	w 11-4	SPENRATH, Reed	.353	.793	.433	29	116	32	41	6	3	13	37	17	44	1	0	2
*3/17	at Fresno State	L 3-5	RUNION, Braydon	.316	.579	.361	30	133	24	42	14	3	5	31	7	31	0	2	1
*3/18	at Fresno State	L 8-9	HOLLAND, Jake	.309	.521	.343	25	94	15	29	5	0	5	17	4	17	0	0	2
*3/19	at Fresno State	w 7-2	WEISSENBORN, C	.286	.384	.352	30	112	18	32	6	1	1	18	12	24	3	0	7
*3/24	at Nevada	w 9-5	DIXON, Devon	.274	.415	.325	29	106	22	29	6	0	3	13	7	19	1	0	3
*3/25	at Nevada	w 12-1	DAVID, Jeffrey	.272	.379	.324	22	103	17	28	7	2	0	16	6	13	0	1	4
*3/31	SAN DIEGO STATE	L 3-5	PIGFORD, Deylan	.243	.446	.341	25	74	16	18	4	1	3	4	8	20	3	2	4
*4/1	SAN DIEGO STATE	L 1-3	-----																
*4/2	SAN DIEGO STATE	L 7-19	HERD, Caleb	.500	.500	.500	3	2	1	1	0	0	0	0	0	1	0	0	0
*4/6	SAN JOSE STATE	w 16-8	STEPHENS, Sean	.394	.606	.459	20	33	8	13	4	0	1	5	3	6	4	2	1
*4/7	SAN JOSE STATE	L 3-8	OLSON, Justin	.310	.793	.481	22	58	18	18	1	0	9	22	19	16	0	0	1
*4/8	SAN JOSE STATE	L 3-14	SMITH, Kyle	.297	.703	.490	15	37	14	11	2	2	3	8	8	8	1	0	0
*4/21	at Air Force	L 6-9	KINKADE, Konner	.231	.436	.362	19	39	7	9	2	0	2	9	8	6	0	0	3
*4/23	at Air Force	w 12-1	CARRIS, Akili	.000	.000	.000	1	1	0	0	0	0	0	0	0	0	0	0	1
*4/23	at Air Force	L 8-13	MARTINEZ, Jordan	.000	.000	.000	1	0	0	0	0	0	0	0	0	0	0	0	0
*4/28	FRESNO STATE	w 16-10	RUSSELL, Brett	.000	.000	.000	1	0	0	0	0	0	0	0	0	0	0	0	0
*4/29	FRESNO STATE	w 17-7	FELIX, Dominic	.000	.000	.000	1	0	0	0	0	0	0	0	0	0	0	0	1
*4/30	FRESNO STATE	w 6-5	BAKER-LIVINGSTO	.000	.000	.000	1	0	0	0	0	0	0	0	0	0	0	0	0
*5/5	at UNLV	w 13-5	ITURRALDE, Adolfo	.000	.000	.000	3	0	0	0	0	0	0	0	0	0	0	0	0
*5/6	at UNLV	L 5-7	STEINKAMP, Arthu	.000	.000	.000	10	0	0	0	0	0	0	0	0	0	0	0	0
*5/7	at UNLV	L 3-8	JACKSON, Jaren	.000	.000	.000	5	0	0	0	0	0	0	0	0	0	0	0	0
*5/12	NEVADA	w 9-5	HUDSON, Terrell	.000	.000	.000	5	0	0	0	0	0	0	0	0	0	0	0	0
*5/12	NEVADA	L 8-9	GALLEGOS, Isaac	.000	.000	.000	9	0	0	0	0	0	0	0	0	0	0	0	0
*5/13	NEVADA	L 6-8	LIVELY, Tristin	.000	.000	.000	10	0	0	0	0	0	0	0	0	0	0	0	0
*5/14	NEVADA	w 7-3	STILL, Justin	.000	.000	.000	11	0	0	0	0	0	0	0	0	0	0	0	0
*5/18	at San Diego State	L 3-5	BANNISTER, Wil	.000	.000	.000	8	0	0	0	0	0	0	0	0	0	0	0	1
*5/19	at San Diego State	L 3-4	EGLOFF, Riley	.000	.000	.000	10	0	0	0	0	0	0	0	0	0	0	0	2
*5/20	at San Diego State	L 6-8	MCBROOM, Brian	.000	.000	.000	14	0	0	0	0	0	0	0	0	0	0	0	0
Totals				.314	.542	.390	30	1113	233	350	74	13	51	219	118	233	15	7	38
Opponents				.296	.450	.372	30	1057	199	313	59	16	24	181	105	207	19	8	31

# = Sanderson Ford College Baseball Classification  
 \* = Conference game

LOB - Team (245), Opp (234). DPs turned - Team (31), Opp (15). CI - Team (0), Opp (1). IBB - Team (5), OLSON, J. 2, SPENRATH, R. 2, PIGFORD, D. 1, Opp (7). Picked off - PIGFORD, D. 1, STEPHENS, S. 1, DAVID, J. 1.

Player	era	w-l	app	gs	cg	sh	sv	ip	h	r	er	bb	so	avg	hr															
LIVELY, Tristin	4.41	4-3	10	10	1	0	0	63.1	66	35	31	21	49	.269	4															
GALLEGOS, Isaac	5.04	2-2	9	9	0	0	0	55.1	62	43	31	28	47	.279	2															
EGLOFF, Riley	7.06	4-3	10	10	0	0	0	57.1	82	50	45	19	47	.337	10															
-----																														
MARTINEZ, Jordan	0.00	0-0	1	0	0	0	0	1.1	0	0	0	1	0	.000	0															
STEINKAMP, Arthur	2.55	0-1	10	0	0	0	0	17.2	17	9	5	1	9	.243	1															
ITURRALDE, Adolfo	4.50	0-0	3	0	0	0	0	2.0	2	1	1	1	1	.286	1															
JACKSON, Jaren	4.72	1-1	5	1	0	0	1	13.1	12	7	7	6	9	.240	0															
MCBROOM, Brian	6.35	2-2	14	0	0	0	1	22.2	26	17	16	8	20	.286	2															
STILL, Justin	9.82	0-1	11	0	0	0	0	11.0	17	12	12	9	13	.347	1															
HUDSON, Terrell	10.12	0-2	5	0	0	0	0	5.1	7	6	6	3	4	.304	1															
BANNISTER, Wil	13.50	0-2	8	0	0	0	0	8.2	16	14	13	6	5	.400	1															
BAKER-LIVINGSTON	13.50	0-0	1	0	0	0	0	1.1	3	2	2	2	0	.429	0															
RUSSELL, Brett	18.00	0-0	1	0	0	0	0	1.0	3	3	2	0	3	.429	1															
Totals																5.84	13-17	30	30	1	1	2	260.1	313	199	169	105	207	.296	24
Opponents																7.23	17-13	30	30	0	0	9	261.1	350	233	210	118	233	.314	51

PB - Team (1), SMITH, K. 1, Opp (1). Pickoffs - Team (2), EGLOFF, R. 2, Opp (2). SBA/ATT - HOLLAND, J. (16-21), GALLEGOS, I. (6-9), SMITH, K. (3-6), LIVELY, T. (3-5), EGLOFF, R. (3-5), JACKSON, J. (4-4), ITURRALDE, A (1-1), MCBROOM, B. (1-1), BAKER-LIVING (0-1), STEINKAMP, A (1-1).

Score by innings	1	2	3	4	5	6	7	8	9	EX	Total
New Mexico	24	37	37	28	18	27	14	31	16	1	233
Opponents	29	15	13	24	14	27	40	22	13	2	199

# SANTA ANA STAR FIELD - ALBUQUERQUE, N.M.

Santa Ana Star Field has become one of the toughest places for opponents to play in college baseball as The University of New Mexico baseball team is 166-98-2 (.629) since returning to its former location on March 24, 2013 after nine seasons at Isotopes Park.

For decades the home of UNM baseball was known as Lobo Field, but thanks to a 10-year, \$1 million naming rights gift from Tamaya Enterprises, Lobo Field was rechristened Santa Ana Star Field on Dec. 11, 2015.

“We are delighted to strengthen our relationship with Tamaya Enterprises, who have been long-standing supporters of the Lobos,” said former UNM Vice President for Athletics Paul Krebs. “The field naming rights is a great example of their commitment to the community and provides us an opportunity for Lobo Athletics to



## UNM BASEBALL AT SANTA ANA STAR FIELD

YEAR	W	L	T	.PCT
2013	14	2	0	.875
2014	23	8	1	.734
2015	20	10	0	.667
2016	19	8	0	.704
2017	19	10	0	.655
2018	11	14	1	.442
2019	14	16	0	.467
2020	9	1	0	.900
2021	9	6	0	.600
2022	11	13	0	.458
2023	17	10	0	.630
2024	11	7	0	.667
<b>TOTALS</b>	<b>177</b>	<b>105</b>	<b>2</b>	<b>.631</b>

That was the second major announcement regarding the facility in a three-week span in 2015 as on Nov. 20, the UNM Board of Regents approved construction for the \$2.3 million R.D. and Joan Dale Hubbard Clubhouse.

“This has been a long process, but I want to thank the Hubbards, Scott Grady and his family, our administration, Vice President for Athletics Paul Krebs, and everyone on main campus that helped this project,” UNM head coach Ray Birmingham said. “I could go on for hours thanking people because so many have

helped make this possible.”
















Santa Ana Star Field received a major upgrade that started before the 2013 season. It received a FieldTurf playing surface, upgraded scoreboard, dugouts, bullpens, and bleachers as a part of the first phase of the Santa Ana Star Field renovation. Further renovations and phases will enhance the concessions areas, the fan plaza between Santa Ana Star Field and the softball field, the press box and the bleachers. Lights were installed in the fall of 2013.

“We have lights because of (former Lobo) Dee Dennis and a bunch of guys who chipped in to help me and Dee do this,” Birmingham said. “This is Lobo Field. This is (the state of) New Mexico’s baseball field, at least that’s how I feel about it. ... There will not only be Lobo games on here, but there will also be state championship games here. We hope to bring in some great big tournaments over the years to this city and let our kids experience the world. We think New Mexico kids can get the rest of the experiences that the rest of the country has, then they will grow faster and realize they’re as good as anybody.”

Santa Ana Star Field is located south of The Pit. Exit off I-25, just south of the Big-I, at Avenida Cesar Chavez and head east. Turn right (south) on University Boulevard. The Pit and the UNM Ticket Office will be on the right. Turn right into the first entrance just past The Pit. Drive through The Pit parking lot, passing the Ticket Office on your right. Santa Ana Star Field will be on your left.



# TV / PHOTO ROSTER





# TOD BROWN

## HEAD COACH

Tod Brown was named the 12th Lobo Baseball Head Coach on June 17, 2021. He enters the 2024 season in his third year at the helm.

In Brown's second season, the Lobos posted their best winning percentage in a full season since 2017 (.510), finishing fifth in the Mountain West standings (26-25, 13-17 MW) and leading the league in a variety of categories including team batting average (.328), runs (441), RBI (411), triples (24), home runs (87), slugging % (.559) and

on-base % (.406). UNM also improved from a 9.06 ERA as a team in Brown's first season to a 5.95 ERA — the program's lowest in a single season since 2016 — while averaging only 3.20 walks per nine innings, its fewest since 2014. Following the completion of that season, RHP Isaac Gallegos became the first UNM player coached by Brown to be selected in the MLB Draft, going in the 16th Round to the Atlanta Braves.

The 2023 Lobos ranked in the Top 10 in the country in a variety of team statistical categories:

*No. 3 in Batting Average (.329)*

*No. 9 in Double Plays per Game (0.94)*

*No. 5 in Doubles Per Game (2.45)*

*No. 10 in Runs per Game (8.60)*

*No. 4 in Slugging Percentage (.560)*

*No. 5 in Triples (24) and Triples per Game (0.47)*

*No. 10 in Walks Allowed per Nine Innings (3.20)*

Following the 2023 season, the Lobos also got three All-MW selections — first baseman Reed Spenrath was a first-team selection, while third baseman Dylan Ditzenberger and left fielder Lenny Junior Ashby were second-team selections. Ditzenberger went on to be named a CSC Academic All-American for his efforts on the field and in the classroom. Both UNM teams that Brown has coached (2022, 2023) have earned the ABCA Team Academic Excellence Award for their academic accomplishments.

In the 2022 season — Brown's first season in Albuquerque — UNM went 21-33 and finished sixth in the MW standings, with Lenny Junior Ashby and Jeffrey David named to the All-MW Second Team.

### PRIOR TO UNM

Brown came to New Mexico after a successful 14 years and 341 wins with North Dakota State, where he currently sits as the second-winningest coach in program history and is the all-time leader in wins per season (24.4). In 2021, Brown led the Bison to the 2021 NCAA Tournament, winning its first Division I postseason game 6-1 over Mountain West opponent Nevada. In the same season, NDSU broke a school record with 20 Summit League victories, besting the previous record of 19 set by his 2017 team, and posted an overall record of 42-19. The Bison also led the nation with 25 road wins and set new school records in strikeouts (474) and putouts (1,567) in a single season.

Brown is no stranger to winning — he owns the two highest single season win totals in NDSU history (42 wins in 2021, 40 wins in 2012), and the only two 40+ win seasons by the program. Brown also owns three of the top-five single-season win totals in NDSU history. Under Brown's leadership, NDSU has played in five Summit League championship games, winning it outright in 2021 and 2014, and qualified for the league's baseball championship eight out of the last 11 years.

Brown took the helm of NDSU in 2008 and turned around a program that had faced three consecutive losing seasons, posting just 38 wins from 2005-07. In 2012, NDSU won a then-school-record 40 games, including an 8-2 win over a No. 5-ranked Arizona team that went on to win the 2012 College World Series. North Dakota State had a school-record .973 fielding percentage and posted a team ERA of 3.38, which was the program's lowest ERA in 37 years.

In 2016, the Bison posted a 29-25 overall record and set a new record for home wins at Newman Outdoor Field with 17 victories. In addition, North Dakota State set a new single season record in saves (17). NDSU defeated No. 19-ranked Minnesota on April 26 in Fargo, marking the second-ever win over an NCAA Division I top-25 opponent.

In the Summit League, Brown has coached two Summit League Players of the Year, one Summit League Newcomer of the Year, 46 All-Summit League selections, 22 Summit

## THE BROWN FILE

### Education

University of Arizona 1989-94

### Coaching Experience

2008-2021 Head Coach North Dakota State  
2022-Present Head Coach University of New Mexico

### Career Coaching Record (Year-By-Year)

School	Year	Record	Win Pct.
NDSU	2008	15-30	.333
NDSU	2009	16-28	.372
NDSU	2010	22-30	.423
NDSU	2011	22-32	.407
NDSU	2012	40-20	.667
NDSU	2013	26-27	.491
NDSU	2014	25-26	.490
NDSU	2015	21-30	.412
NDSU	2016	29-25	.537
NDSU	2017	31-25	.554
NDSU	2018	26-24	.520
NDSU	2019	19-24	.442
NDSU	2020*	8-9	.471
NDSU	2021	42-19	.689
<b>NDSU</b>	<b>14 yrs</b>	<b>341-350</b>	<b>.493</b>
UNM	2022	21-33	.390
UNM	2023	26-25	.541
UNM	2024	16-11	.593
<b>UNM</b>	<b>3 yrs</b>	<b>63-69</b>	<b>.477</b>
Career	17 yrs	404-419	.491

\*Incomplete season due to COVID-19

League Players of the Week, and 30 Summit League Pitchers of the Week. Under his leadership, Brown has also led players to two Collegiate Baseball Freshmen All-America selections and two College Baseball National Players of the Week.

Not only does Brown produce talent on the field, but also in the classroom. During his tenure at NDSU, Brown has had three NCAA Postgraduate Scholarship Winners, one Senior CLASS Award All-America, one CoSIDA Academic All-America Athlete of the Year, nine CoSIDA Academic All-America selections, 11 CoSIDA Academic All-District selections, one Summit League Scholar-Athlete of the Year, 16 Summit League Academic All-League selections, and was twice honored by NCAA with Public Recognition for perfect APR scores (2012-13 and 2015-16).

The Tucson, Ariz. native, was a left-handed pitcher for the Arizona Wildcats from 1989-94, leading the team in 1992 to a Pac-10 Championship. In 1993 he won six games and saved eight, setting a record with 35 appearances as Arizona fell one game short of Omaha. Brown then made a career out of coaching college ball in the northern tier of the country. He came to NDSU after eight seasons in Ohio as the pitching coach and recruiting coordinator for Bowling Green State University.

During this time, he recruited or helped develop eight players who have reached the major leagues, including former UNM pitching standout Jamie Vermilyea, who played for the Lobos from 2001-03. This list also includes Jay Flaa, who made his MLB debut this year, J.J. Hardy and pitcher Tim Wood from Sabino High School, in Tucson, Ariz., outfielder Shelley Duncan and pitchers Josh Pearce and Ben Diggins at the University of Arizona, and pitcher Burke Badenhop and outfielder Nolan Reimold from Bowling Green.

After two years as the pitching coach at Sabino High School in Tucson, Ariz., Brown began his collegiate coaching career in 1999 as a volunteer assistant for Arizona. He worked with pitchers and catchers and was the first-base coach for the Wildcats, who qualified for an NCAA regional.

Brown was also a head coach for the San Francisco Seals of the California Coastal Collegiate League in the summer of 1999, compiling a 43-29 record and making a fourth-place finish in the National Baseball Congress World Series.

Tod and his wife Janet have a 23-year old son, Brooks, and a 20-year old daughter, Blake.





## MICHAEL LOPEZ

ASSISTANT COACH: PITCHING

Michael Lopez, who previously served as head coach at Howard Community College in Big Spring, Texas, joined the Lobos in the 2021-22 season as a pitching coach. Lopez joined the Lobo squad after spending two seasons at the helm of the Howard program, bolstering a 48-19 overall record.

In the second season with Lopez coordinating UNM's pitching, the team's ERA improved from

9.06 to 5.95 — UNM's lowest since 2016. UNM pitchers under Lopez also posted their lowest WHIP (1.59) since 2015 and fewest walks per nine innings (3.20) since 2014 in the process, with RHP Isaac Gallegos selected in the 2023 MLB Draft following the season's completion.

Under Lopez, two Howard Hawks were named to the 2021 All-Region V Baseball Team, including pitcher Kris Anglin, who led the league in strikeouts (103). Howard's Ethan Coombes was second in the league in strikeouts, retiring 82 throughout the season. Prior to becoming the head coach of the Hawks, Lopez spent three years as an assistant coach under previous head coach, Rob Martinez.

During his time at Howard College, Lopez worked primarily with the pitchers and served as the recruiting coordinator. He has had over 40 players sign with Division I

schools during his tenure, three players sign contracts with professional teams, and three players selected as NJCAA All-Americans.

Lopez originally came to Howard College after a one-year stint with a brand-new NAIA program, Marymount California University (MCU). During his one year at MCU, Lopez was named the associate head coach and helped with day-to-day recruiting. In the first year of the program, Lopez helped the Mariners win the CAL PAC Conference Championship and reach the 2016 West Grouping Championship. Lopez had three players selected to the 2016 All-California Pacific Conference Team while also coaching the CAL PAC conference player of the year and the CAL PAC Freshman of the year.

Prior to coaching at Marymount California University, Lopez was the volunteer assistant coach for two seasons at the University of Arizona under head coach Andy Lopez. Lopez assisted with the pitchers during practices and helped run the bullpen during games. Off the field, his job consisted of preparing scouting reports on opposing teams, directing the Andy Lopez Baseball Camp, and assisting with recruiting. Lopez's collegiate career in baseball includes four years (2009-2012) at the University of Arizona. Lopez was named captain of the 2012 team, which won the NCAA National Championship in Omaha, Nebraska.

Lopez graduated from The University of Arizona in 2013 with a bachelor's degree in family studies.



## MATT RISDON

ASSISTANT COACH / RECRUITING COORDINATOR

Matt Risdon joined the Lobo Family in 2022 as a volunteer assistant coach, and he currently serves recruiting coordinator and assistant coach. Risdon was previously at Lenoir-Rhyne University for three seasons. Risdon was a Division I catcher at Western Illinois for two seasons and served on the coaching staff for the Fighting Leathernecks from August 2015-July 2019.

Last season, Risdon-coached hitters posted

UNM's highest team batting average since 2013 (.328) — good for best in the conference and No. 3 in NCAA D-I — while leading the MWC in OPS, hits, runs, triples, RBI and home runs. The Lobos' .974 fielding percentage in 2022 was the second-best in program history and best in the MWC, and their 48 double plays turned was the most in the conference.

In 2022, Risdon helped Lenoir-Rhyne University to the best season in program history with a 46-13 overall record and a record 25 wins at home. The Bears would post a 19-game winning streak, the longest in program history, and were ranked as high as

No. 11 in the nation. The Bears would capture just the third SAC Tournament title in program history and advanced to just the second NCAA Tournament appearance in team history. Risdon was the catching coach and assisted with hitting and recruiting. In 2022 the Bears broke multiple offensive records such as: home runs, runs, RBIs, walks, HBPs, hits, as well as many other team records. The Bears season was capped off with their senior catcher, Nick Clarno, signing with the Atlanta Braves.

Risdon began his coaching career as the Director of Baseball Operations with WIU in August 2015 and served in that role for one season before being named the program's graduate assistant. After finishing his Master in Sports Management in May 2017, Risdon earned the title of assistant coach and recruiting coordinator prior to the 2018 campaign. Risdon was primarily responsible for catchers and assisted with hitting and infielders while also serving as the third base coach. Risdon helped with defensive positioning and discussed hitting approach with players during game review. Risdon also helped with administrative duties such as: travel, team meals, fundraising, scouting, and monitoring student-athlete academic eligibility.

Risdon played in 40 career games for Western Illinois. He earned his bachelor's degree in exercise science in 2015.



## JUSTIN MITCHELL

ASSISTANT COACH: HITTING

Justin Mitchell joined the Lobo Family in August of 2023 and he serves as assistant coach. He will handle UNM's catchers as well as hitting for head coach Tod Brown.

Mitchell spent the 2023 season as a graduate assistant coach at K-State under Pete Hughes. The 2023 Wildcats went 35-24 and advanced to the semifinals of the Big 12 Championship. His G.A. stint came after he

played one season at K-State, hitting .308 with five homers and 22 RBIs over 52 games, playing catcher as a grad transfer. Mitchell played four seasons at Oklahoma, where he graduated. Over his time he played in 116 games, hitting .261 with two homers and 38 RBIs. He recorded 991 career putouts as a catcher. He graduated from Oklahoma in 2022.



## NEW MEXICO 2024 FIELDING STATS

Player	c	po	a	e	fld%	dp	sba	csb	sba%	pb	ci
26 MANSY, Luke	19	8	11	0	1.000	2	0	0	---	0	0
27 LOPEZ, David	11	2	9	0	1.000	0	7	0	1.000	0	0
47 OTT, Ethan	9	9	0	0	1.000	1	0	0	---	0	0
10 MUNGUIA, Austin	6	6	0	0	1.000	0	0	0	---	0	0
39 CASTILLO, Ryan	3	0	3	0	1.000	0	3	1	.750	0	0
23 JACKSON, Jaren	2	0	2	0	1.000	0	4	1	.800	0	0
31 PENGELLY, Dayne	2	0	2	0	1.000	0	5	0	1.000	0	0
48 NEIL, Andrew	1	1	0	0	1.000	0	2	0	1.000	0	0
19 STILL, Justin	1	1	0	0	1.000	0	1	0	1.000	0	0
29 HARDY, Wyatt	1	1	0	0	1.000	0	1	0	1.000	0	0
22 BAKER-LIVINGSTON,Be	1	0	1	0	1.000	0	0	0	---	0	0
43 TRUJILLO, Gene	1	1	0	0	1.000	0	0	0	---	0	0
18 HOLLAND, Jake	181	161	18	2	.989	0	23	5	.821	3	0
30 SPENRATH, Reed	258	236	19	3	.988	30	0	0	---	0	0
11 STEPHENS, Sean	50	48	1	1	.980	0	0	0	---	0	0
24 SMITH, Kyle	81	75	4	2	.975	0	21	0	1.000	0	0
14 CARRIS, Akili	34	14	19	1	.971	0	0	0	---	0	0
2 WEISSENBORN, Chase	49	16	31	2	.959	14	0	0	---	0	0
3 DIXON, Devon	137	42	89	6	.956	24	0	0	---	0	0
15 WALKER, Khalil	55	51	1	3	.945	0	0	0	---	0	0
8 KINKADE, Konner	67	27	36	4	.940	9	0	0	---	0	0
12 ASBY, Will	44	41	0	3	.932	0	0	0	---	0	0
4 WOOD, Tye	37	33	1	3	.919	0	0	0	---	0	0
9 MCALISTER, Josh	41	7	29	5	.878	4	0	0	---	0	0
34 BARNHOUSE, Josh	4	1	2	1	.750	0	3	1	.750	0	0
33 PURSER, Daxton	4	0	3	1	.750	0	5	4	.556	0	0
35 STEINKAMP, Arthur	6	3	1	2	.667	0	4	0	1.000	0	0
40 BANNISTER, Wil	6	1	3	2	.667	0	2	1	.667	0	0
13 RUSSELL, Brett	3	1	1	1	.667	0	6	0	1.000	0	0
41 ROMERO, Blane	0	0	0	0	.000	0	0	0	---	0	0
38 LEHMBECK, Blake	0	0	0	0	.000	0	0	0	---	0	0
17 MOGEN, Cristian	0	0	0	0	.000	0	0	0	---	0	0
6 MCBROOM, Brian	0	0	0	0	.000	0	1	0	1.000	0	0
Totals	1114	786	286	42	.962	31	44	8	.846	3	0
Opponents	1072	774	260	38	.965	24	28	11	.718	3	0

Hitting minimums - 1 Games 1 AB 2.0 AB/Game 1 TPA 2.0 TPA/Game

Pitching minimums - 1 Games 1.0 IP/Game

# NEW MEXICO 2024 OVERALL STATS

Record: 16-15 Home: 11-7 Away: 3-6 Neutral: 2-2 MW: 7-5

Player	avg	gp-gs	ab	r	h	2b	3b	hr	rbi	tb	slg%	bb	hp	so	gdp	ob%	sf	sh	sb-att	po	a	e	fld%	
18 HOLLAND, Jake	.373	23-22	83	23	31	13	0	10	36	74	.892	7	2	18	3	.412	5	0	0-0	161	18	2	.989	
30 SPENRATH, Reed	.353	31-30	116	28	41	11	4	6	25	78	.672	24	1	30	0	.468	0	0	4-4	236	19	3	.988	
15 WALKER, Khalil	.345	27-21	87	25	30	5	0	0	11	35	.402	17	1	14	0	.453	1	3	1-4	51	1	3	.945	
8 KINKADE, Konner	.328	24-16	64	14	21	2	0	0	17	23	.359	10	5	14	1	.444	2	0	0-0	27	36	4	.940	
11 STEPHENS, Sean	.312	26-20	77	11	24	1	2	0	11	29	.377	12	5	13	2	.436	0	0	8-13	48	1	1	.980	
12 ASBY, Will	.297	31-29	118	32	35	11	1	7	31	69	.585	17	5	16	0	.404	1	1	1-1	41	0	3	.932	
9 MCALISTER, Josh	.292	19-17	65	14	19	3	1	3	13	33	.508	8	1	18	1	.378	0	2	3-3	7	29	5	.878	
4 WOOD, Tye	.288	28-26	80	27	23	4	0	2	16	33	.413	25	10	20	4	.504	0	0	9-11	33	1	3	.919	
3 DIXON, Devon	.218	30-30	101	20	22	5	0	2	16	33	.327	18	2	25	5	.344	1	1	1-1	42	89	6	.956	
-----																								
43 TRUJILLO, Gene	.423	12-6	26	10	11	2	0	3	9	22	.846	3	1	8	0	.484	1	0	0-0	1	0	0	1.000	
47 OTT, Ethan	.333	17-14	51	10	17	4	0	2	14	27	.529	10	3	18	0	.462	1	0	0-0	9	0	0	1.000	
10 MUNGUIA, Austin	.333	5-0	3	0	1	0	0	0	0	1	.333	0	0	1	0	.333	0	0	0-0	6	0	0	1.000	
24 SMITH, Kyle	.311	19-13	61	17	19	8	0	2	16	33	.541	8	4	13	3	.425	0	0	1-2	75	4	2	.975	
14 CARRIS, Akili	.291	16-15	55	13	16	5	0	0	14	21	.382	5	0	13	1	.344	1	2	0-0	14	19	1	.971	
2 WEISSENBORN, Chase	.279	13-13	43	2	12	3	0	0	7	15	.349	4	0	12	0	.340	0	0	0-0	16	31	2	.959	
26 MANSY, Luke	.194	14-7	31	8	6	1	0	0	3	7	.226	12	0	5	0	.419	0	1	0-0	8	11	0	1.000	
48 NEIL, Andrew	.000	2-0	0	2	0	0	0	0	0	0	.000	0	0	0	0	.000	0	0	0-0	1	0	0	1.000	
Totals	.309	31	1061	256	328	78	8	37	239	533	.502	180	40	238	20	.423	13	10	28-39	786	286	42	.962	
Opponents	.340	31	1125	276	382	91	16	41	253	628	.558	145	44	242	27	.429	16	9	44-52	774	260	38	.965	

LOB - Team (274), Opp (277). DPs turned - Team (31), Opp (24). IBB - Team (2), SPENRATH, R. 1, MCALISTER, J 1. Picked off - STEPHENS, S. 2, WALKER, K. 2, WEISSENBORN 1, WOOD, T. 1.

### (All games Sorted by Earned run avg)

Player	era	w-l	app	gs	cg	sho	sv	ip	h	r	er	bb	so	2b	3b	hr	b/avg	wp	hp	bks	sfa	sha
33 PURSER, Daxton	6.39	0-2	9	6	0	0/0	0	31.0	32	25	22	25	32	8	1	2	.264	3	7	2	0	1
27 LOPEZ, David	8.10	2-1	8	6	0	0/0	0	36.2	55	37	33	16	24	14	1	4	.348	2	4	0	1	4
-----																						
17 MOGEN, Cristian	0.00	1-0	1	0	0	0/0	0	2.0	2	0	0	0	0	1	0	0	.250	0	0	0	0	0
22 BAKER-LIVINGSTON,Be	3.00	0-0	2	2	0	0/0	0	6.0	6	2	2	1	8	1	0	0	.286	1	2	0	1	0
19 STILL, Justin	3.75	1-0	10	0	0	0/0	1	12.0	13	7	5	11	10	1	1	1	.295	2	3	0	1	0
40 BANNISTER, Wil	6.52	1-0	10	5	0	0/0	0	29.0	43	23	21	13	19	9	2	2	.336	3	4	0	1	1
31 PENGELLY, Dayne	8.24	3-2	6	4	0	0/0	0	19.2	37	25	18	14	24	8	2	2	.394	7	5	2	1	2
13 RUSSELL, Brett	8.55	2-0	9	1	0	0/0	0	20.0	21	21	19	7	20	7	1	2	.269	4	1	0	1	0
6 MCBROOM, Brian	9.00	1-0	11	0	0	0/0	3	11.0	16	11	11	4	10	3	0	4	.327	0	3	1	1	0
35 STEINKAMP, Arthur	9.16	1-1	11	0	0	0/0	0	18.2	30	21	19	7	11	10	4	2	.353	3	3	0	1	0
34 BARNHOUSE, Josh	9.43	1-2	11	1	0	0/0	1	21.0	31	24	22	13	22	8	1	7	.348	1	1	0	2	0
39 CASTILLO, Ryan	9.92	1-2	6	2	0	0/0	0	16.1	25	20	18	4	19	6	2	2	.362	3	4	0	2	0
23 JACKSON, Jaren	10.12	2-4	10	2	0	0/0	1	26.2	45	32	30	14	28	10	0	10	.378	2	5	0	4	1
38 LEHMBECK, Blake	13.50	0-0	2	0	0	0/0	0	2.0	6	3	3	1	2	2	1	0	.500	2	0	0	0	0
29 HARDY, Wyatt	21.13	0-1	7	1	0	0/0	1	7.2	19	18	18	4	11	3	0	3	.452	1	0	0	0	0
48 NEIL, Andrew	22.50	0-0	3	1	0	0/0	0	2.0	1	5	5	9	2	0	0	0	.143	3	2	1	0	0
41 ROMERO, Blane	54.00	0-0	1	0	0	0/0	0	0.1	0	2	2	2	0	0	0	0	.000	0	0	0	0	0
Totals	8.48	16-15	31	31	0	0/0	7	262.0	382	276	247	145	242	91	16	41	.340	37	44	6	16	9
Opponents	7.74	15-16	31	31	1	1/0	5	258.0	328	256	222	180	238	78	8	37	.309	30	40	4	13	10

PB - Team (3), HOLLAND, J. 3, Opp (3). Pickoffs - Team (4), PURSER, D. 1, BARNHOUSE, J 1, RUSSELL, B. 1, BANNISTER, W 1, Opp (6). SBA/ATT - HOLLAND, J. (23-28), SMITH, K. (21-21), PURSER, D. (5-9), LOPEZ, D. (7-7), RUSSELL, B. (6-6), PENGELLY, D. (5-5), JACKSON, J. (4-5), CASTILLO, R. (3-4), BARNHOUSE, J (3-4), STEINKAMP, A (4-4), BANNISTER, W (2-3), NEIL, A. (2-2), STILL, J. (1-1), MCBROOM, B. (1-1), HARDY, W. (1-1).