



NEW MEXICO LOBOS

2024 BASEBALL GAME NOTES

X @UNMLOBOSBASEBALL | #GOLOBOS | GOLOBOS.COM

GAMES 50-52: AT SAN JOSE STATE, MAY 16-18



NEW MEXICO (25-21, 14-10 MW)

Head Coach: Tod Brown (74-80, 3rd season) [415-430 (.490) overall]
2024 Home: 18-10 | 2024 Away: 7-10 | 2024 Neutral: 2-2 | Streak: W1
2023 Record: 26-25 (13-17 Mountain West)



AT SAN JOSE STATE (20-30, 14-13 MW)

Head Coach: Brad Sanfilippo
2024 Home: 7-8 | 2024 Away: 10-22 | 2024 Neutral: 3-0 | Streak: W1
2023 Record: 31-27 (18-11 MW)

PROBABLE STARTERS

GAME 1 - THU, MAY 16, 7:05 P.M. MT

TM	NO.	NAME
SJSU	12	Nolan George, RHP
UNM	31	Dayne Pengelly, RHP

GAME 2 - FRI, MAY 17, 7:05 P.M. MT

TM	NO.	NAME
SJSU	32	Micky Thompson, LHP
UNM	13	Brett Russell, RHP

GAME 3 - SAT, MAY 18, 1:05 P.M. MT

TM	NO.	NAME
SJSU		TBA
UNM		TBA

STATS

(4.97 ERA, 2-1, 41.2 IP, 23 BB, 23 K)
(6.95 ERA, 4-4, 44.0 IP, 30 BB, 52 K)

STATS

(6.18 ERA, 3-4, 67.0 IP, 28 BB, 45 K)
(6.12 ERA, 4-2, 50.0 IP, 14 BB, 38 K)

STATS

LEADING OFF...

- Still tied for first in the conference with three games to go, New Mexico Baseball heads into its final weekend series of the regular season with its first Mountain West Tournament berth since 2017 on the line when the Lobos face San Jose State (20-30, 14-13 MW) at Excite Ballpark May 16-18.
 - The Lobos (27-22, 16-11 MW) took care of business at home against Nevada last weekend for their third-straight weekend series win, taking last Friday's series opener 16-0 and a pivotal Sunday rubber match 11-5 to move back into a tie for first with Fresno State (29-23, 16-11 MW) after the Bulldogs dropped their series finale on Sunday. UNM's pitching staff had its best weekend of the season by far, posting a 2.33 ERA while recording its first shutout of the season in the opener.
 - Following UNM's big weekend, Reed Spenrath was named MW Player of the Week and Dayne Pengelly was named Pitcher of the Week to bring the Lobos up to seven total weekly awards this season – the most in a single season since 2017.
 - Winners of three consecutive weekend series
- and the only team in the league that has won seven of its last 10, New Mexico needs just one win to clinch a MW Tournament berth but likely needs two or more to secure a conference regular season championship. They took two of three from the Spartans in their first meeting March 22-23, falling late in the opener before sweeping a doubleheader to secure the series (13-16, 7-5, 17-4 [7]).
- The Mountain West race has gotten increasingly chaotic down the back stretch – there's still a possibility that four teams could conclude the regular season tied for first place depending on the results of this weekend.
 - Heading into this weekend, UNM is batting .326 on the season as a team with an OPS of .957 while averaging 9.45 runs and 12.25 hits per nine innings to lead the league in batting average, slugging, on base percentage, runs, hits, RBI, total bases and walks. Khalil Walker (.404) and Jake Holland (.384) have the No. 1 and No. 2 batting averages in the Mountain West -- Holland also leads the league in slugging (.801) and ranks second in RBI (57)

CONTINUED ON PAGE 2

2024 SCHEDULE

HOME: 18-10 AWAY: 7-10 NEUTRAL: 2-2

DATE	OPPONENT	TIME/RESULT
2/16	Oregon State [^]	L, 6-15
2/17	CSU Bakersfield [^]	W, 4-3
2/18	Minnesota [^]	L, 2-11
2/19	CSU Bakersfield [^]	W, 6-2
2/22	S. Dakota St.	L, 5-11
2/23	S. Dakota St.	W, 12-11
2/24	S. Dakota St.	W, 9-8
2/24	S. Dakota St.	W (7), 13-2
3/1	Hofstra	L, 9-10
3/2	Hofstra	L, 15-16
3/2	Hofstra	W, 11-7
3/3	Hofstra	W, 9-6
3/5	Texas Tech	L, 8-11
3/8	UNLV*	W, 7-6
3/9	UNLV*	W, 31-15
3/10	UNLV*	W, 6-5
3/12	Arizona State	W, 6-4
3/15	Nevada*	L, 2-13
3/16	Nevada*	L, 3-4
3/17	Nevada*	W, 10-8
3/19	New Mexico St.	W (7), 14-4
3/22	San Jose St.*	L, 13-16
3/23	San Jose St.*	W, 7-5
3/24	San Jose St.*	W (7), 17-4
3/28	San Diego St.*	W, 5-2
3/29	San Diego St.*	L, 6-8
3/30	San Diego St.*	L (7), 0-13
4/2	Arizona	L, 1-9
4/5	Sam Houston St.	L, 14-23
4/7	Sam Houston St.	L, 3-14
4/9	New Mexico St.	L, 2-10
4/12	Fresno State*	L, 5-10
4/13	Fresno State*	L, 19-23
4/14	Fresno State*	W, 6-2
4/16	CSU-Pueblo	W, 3-1
4/19	Air Force*	L, 3-12
4/20	Air Force*	W, 6-5
4/21	Air Force*	L, 7-18 (7)
4/23	Texas Tech	W, 17-3
4/26	San Diego St.*	W, 8-4
4/27	San Diego St.*	W, 19-5
4/28	San Diego St.*	W, 9-7
4/30	New Mexico St.	L, 2-10
5/3	UNLV*	W, 15-8
5/4	UNLV*	L, 8-13
5/5	UNLV*	W, 14-2
5/10	Nevada*	W, 16-0
5/11	Nevada*	L, 0-2
5/12	Nevada*\$	W, 11-5
5/16	San Jose St.*	7:05 p.m.
5/17	San Jose St.*	7:05 p.m.
5/18	San Jose St.*	1:05 p.m.

[^] - Sanderson Ford College Baseball Classic

* - Mountain West Conference Game

\$ - Senior Day

Home Games in **Bold**

NCAA DIVISION I BASEBALL CHAMPIONSHIP	1962	2010	2011
	2012	2013	2016

REGIONAL APPEARANCES



1962	2000	2011
2011	2012	2013
2014	2016	2017

REGULAR SEASON CHAMPIONS
TOURNAMENT CHAMPIONS

UNIVERSITY OF NEW MEXICO

Location	Albuquerque, N.M.
Founded	1889
Enrollment	8,800
Nickname	Lobos
Colors	Cherry and Silver
Affiliation	NCAA Division I
Conference	Mountain West
President	Garnett Stokes
Director of Athletics	Eddie Nunez
Faculty Representative	Karen Gaudreault
Athletic Dept. Phone	(505) 925-5521
Ticket Operations	(505) 925-5627

BASEBALL STADIUM

Home Field	Santa Ana Star Field
Capacity	1,000
Dimensions	338 (LF); 408 (LC); 420 (CF); 408 (RC) 338 (RF)

UNM BASEBALL HISTORY

First Season	1899
Overall Record	1,959-1,821-18 (.519)
Overall MW Record	353-271-1 (.564)
Years in NCAA Postseason	6 (1962, 2010, '11, '12, '13, '16)
Conference Titles	7 (1962, 2000, '11, '12, '13, '14, '17)
Conference Tournament Titles	3 (2011, '12, '16)

COACHING STAFF

Head Coach	Tod Brown
Phone	(505) 925-5500
Email	todbrown21@unm.edu
Years at UNM	3rd season
Record at UNM	74-80 (3 yr.)
Overall Record	415-430 (17 yrs.)
Pitching Coach	Michael Lopez
Phone	(505) 925-5500
Email	mlopez41@unm.edu
Years at UNM	3rd season
Asst. Coach/Recruiting Coord.	Matt Risdon
Phone	(847) 630-6105
Email	mrison@unm.edu
Years at UNM	2nd season
Assistant Coach/Hitting	Justin Mitchell
Years at UNM	1st season
Athletic Trainer	Robert Rimorin

2023 REVIEW

Overall Record	26-25
MWC Record (Finish)	13-17 (5th)
Home Record	17-10
Away Record	6-14
Neutral Record	3-1
Starters Returning/Lost	7/6
Pitchers Returning/Lost	8/8
Letterwinners Returning/Lost	15/19
Newcomers	24

THROUGH THE ORDER (LAST WEEK'S LINEUP)

NO.	PLAYER	YR/POS	BA	SLG	OBP	R	H	2B	3B	HR	RBI	BB/SO
8	Konner Kinkade	SR/INF	.305	.355	.392	31	43	7	0	0	27	14/23
12	Will Asby	SR/OF	.344	.609	.438	49	66	17	2	10	52	30/26
18	Jake Holland	SR/C	.384	.801	.435	43	58	14	2	15	57	14/29
30	Reed Spenrath	SR/1B	.356	.707	.472	53	67	16	4	14	49	39/52
47	Ethan Ott	DH/1B	.360	.600	.467	18	27	6	0	4	22	12/23
4	Tye Wood	JR/OF	.329	.497	.492	46	47	7	4	3	32	35/32
14	Akili Carris	SO/INF	.317	.396	.349	21	32	8	0	0	27	6/21
2	Chase Weissenborn	SR/INF	.338	.455	.402	9	26	3	0	2	20	7/19
15	Khalil Walker	JR/OF	.404	.541	.506	42	59	11	0	3	19	29/21

OTHER KEY HITTERS

3	Devon Dixon	SR/INF	.230	.363	.356	30	31	7	1	3	24	25/32
9	Josh McAlister	JR/INF	.269	.484	.355	18	25	3	1	5	17	12/29
11	Sean Stephens	SR/OF	.302	.372	.423	16	26	2	2	0	13	13/17
43	Gene Trujillo	DH	.326	.674	.423	13	14	3	0	4	13	7/14
24	Kyle Smith	SR/C	.284	.451	.413	28	29	8	0	3	23	15/19

and HR (15) while Walker leads the league in OBP (.506). Reed Spenrath ranks No. 2 in triples (4) and ranks fourth in OBP (.472), fourth in slugging (.707), fourth in HR (14) and sixth in RBI (49). Tye Wood ranks second in OBP behind Walker at .492 with the second-most stolen bases (19).

- UNM now ranks No. 4 in all of D-I college baseball in batting average (.326), No. 7 in team on-base percentage (.430), No. 14 in doubles per game (2.31), No. 12 in total hits (557), No. 43 in base on balls (270), No. 27 in runs scored (430), No. 20 in DP per game (0.92), No. 20 in total double plays (45) and No. 28 in slugging (.527).

NOTABLES / SCENARIOS

The Lobos have already exceeded their previous-highest win total under Coach Brown with 27 wins – should they win three this weekend, they'll eclipse 30 wins for the first time since 2017. One win would clinch a MW Tournament bid and could be enough to still share a regular season crown dependent on other conference results. If UNM wins two or more games and Fresno State loses two, the Lobos would be lone MW Regular Season Champions. If the Lobos win all three, they're guaranteed at least a share of the MW Regular Season Championship.

ALL-TIME SERIES

UNM leads the all-time series with the Spartans 29-20-1, with an 20-7 mark against them at home and a 26-17-1 record since they joined the Mountain West in 2014. The Lobos have won at least one game in each of their last five weekend series with San Jose State but hadn't taken a weekend series from the Spartans since 2021 until they won two of three at home in March. They only

faced each other three times last season, with UNM winning the series opener in Albuquerque 16-8 but falling in the next two (3-8, 3-14 [8 Inn.]). UNM Head Coach Tod Brown is 5-7 against the Spartans in his career.

LAST TIME AROUND

After giving up 16 runs on 22 hits in a heartbreaker on March 22, the Lobos' pitchers and defense held the Spartans to nine runs while scattering 15 hits across 16 innings of action in a doubleheader the following day, batting .381 on the day while holding SJSU to a .246 average in the same span.

UNM held off the Spartans late for a 7-5 win in Game One before erupting for a 17-4 seven-inning run-rule win in Game Two to earn the Lobos' second Mountain West series victory and first over the Spartans since 2021.

Jake Holland went yard in all three games, earning MW Player of the Week honors after finishing the weekend with a team-best .727 batting average and 2.000% slugging (2.750 OPS) with 14 RBI, homering four times and hitting two doubles in the process. He batted .750 with runners in scoring position (6-for-8) and .667 in two-out situations (4-for-6) in that span. The senior catcher finished with multiple hits, runs and RBI in all three games, homering in each — Holland scored eight runs on the weekend, drawing three walks and only striking out once. He also started behind the dish in all three games, generating 25 putouts and three assists without any errors.

SPENRATH, PENGELLY EARN MW WEEKLY AWARDS

Following New Mexico's third-consecutive weekend series win that kept the Lobos tied for

CONTINUED ON PAGE 3

PRESEASON MWC COACHES' POLL

2024 Predicted Order of Finish

RANK	SCHOOL	POINTS
1.	San José State (4)	33
2.	Fresno State (2)	28
3.	Air Force (1)	27
4.	San Diego State	19
5.	New Mexico	15
5.	UNLV	15
7.	Nevada	10

PRESEASON ALL-MOUNTAIN WEST

Name	Yr.	Pos.	Institution
Sam Kulasingam	Sr.	INF	Air Force
Jay Thomason	Sr.	INF	Air Force
Jake Dixon	GR.	P	Fresno State
Murf Gray	So.	INF	Fresno State
Tommy Hopfe	Jr.	UTL	Fresno State
Reed Spenrath	Sr.	INF	New Mexico
Chris Canada	Jr.	P	San Diego State
Omar Serrano	Jr.	P	San Diego State
Hunter Dorraugh	Sr.	INF	San José State
Robert Hamchuk	Sr.	OF	San José State
Theo Hardy	Sr.	INF	San José State
Mickey Thompson	Sr.	P	San José State
Rylan Charles	Sr.	OF	UNLV

2024 NEW MEXICO BASEBALL ROSTER

NO.	NAME	POS.	HT.	WT.	B/T	YR.	HOMETOWN/PREV SCHOOL
1	Jordan Martinez	RHP	5-11	185	R/R	SO	Albuquerque, NM / Sandia HS
2	Chase Weissenborn	INF	5-11	185	R/R	SR	Albuquerque, NM / Albuquerque Academy
3	Devon Dixon	INF	6-1	185	R/R	SR	Phoenix, AZ / Mountain Pointe HS / C. Arizona Coll.
4	Tye Wood	OF	5-11	185	S/L	JR	Gardner, KS / Gardner Edgerton HS / Iowa Western
5	Cooper Brass	INF	5-10	170	R/R	FR	Chandler, AZ / Hamilton HS
6	Brian McBroom	RHP	6-0	180	R/R	SR	Oakley, CA / Freedom HS / Howard Coll.
7	Derek Montijo	INF/OF	6-0	175	R/R	FR	Rio Rico, AZ / Nogales HS
8	Konner Kinkade	INF	5-10	190	R/R	SR	Pullman, WA / Pullman HS / CSU Bakersfield / Orange Coast Coll.
9	Josh McAlister	INF	6-2	185	R/R	JR	Homewood, IL / Flossmoor HS / Ohio State
10	Austin Munguia	C	5-10	190	R/R	JR	Round Rock, TX / Round Rock HS / Cisco College
11	Sean Stephens	OF	5-11	190	R/R	SR	Forney, TX / Forney HS / Odessa College
12	Will Asby	OF	5-11	200	L/R	SR	Sacramento, CA / Jesuit HS / Sacramento City Coll. / San Francisco
13	Brett Russell	RHP	6-0	200	R/R	SR	Enid, OK / Enid HS / Seminole St. Coll.
14	Akili Carris	INF	6-2	185	R/R	SO	Albuquerque, NM / La Cueva HS
15	Khalil Walker	OF	5-10	170	L/L	JR	Mansfield, TX / Mansfield Timberview HS / E. Arizona Coll.
17	Cristian Mogen	RHP	6-0	180	R/R	FR	Peoria, AZ / Centennial HS
18	Jake Holland	C	6-4	235	R/R	SR	Orlando, FL / Montverde Academy / Georgia Tech / Chipola Coll.
19	Justin Still	LHP	6-3	215	L/L	JR	Chandler, AZ / Perry HS
20	Luke Banister	C	5-10	200	R/R	JR	Round Rock, TX / Hutto HS / Temple Coll. / Cleveland Coll.
22	Ben Baker-Livingston	RHP	6-2	185	R/R	JR	Richardson, TX / Plano East HS
23	Jaren Jackson	LHP	6-3	225	L/L	SR	Albuquerque, NM / Cleveland HS / Pima CC
24	Kyle Smith	C	6-0	205	R/R	SR	Wilmington, NC / New Hanover HS / St. Johns River St. Coll.
25	Luke Wiseman	RHP	6-0	215	R/R	JR	Wylie, TX / Wylie HS / Odessa Coll.
26	Luke Mansy	INF/OF	5-10	180	L/R	SO	San Diego, CA / St. Augustine HS / Santa Clara / Grossmont Coll.
27	David Lopez	RHP	6-2	220	R/R	JR	Mission, TX / Sharyland Pioneer HS / Wharton County JC
29	Wyatt Hardy	RHP	6-2	185	R/R	JR	Valor, CO / Valor Christian / Pima CC
30	Reed Spenrath	1B/OF	6-5	230	L/R	SR	El Campo, TX / El Campo HS / Texas A&M / Cisco Coll. / TCU
31	Dayne Pengelly	RHP	6-2	195	L/R	JR	Rio Rancho, NM / Cleveland HS / Pima CC
33	Daxton Purser	LHP	6-1	225	L/L	JR	Providence, UT / Ridgeline HS / Salt Lake CC
34	Josh Barnhouse	RHP	6-5	220	R/R	JR	Prosper, TX / Prosper HS / Crowder College
35	Arthur Steinkamp	LHP	6-0	180	L/L	SR	Los Alamos, NM / Los Alamos HS
38	Blake Lehmbeck	RHP	6-1	195	R/R	FR	Tucson, AZ / Canyon Del Oro HS
39	Ryan Castillo	RHP	6-2	180	R/R	FR	Los Lunas, NM / Los Lunas HS
40	Wil Bannister	RHP	6-3	205	R/R	SR	Las Cruces, NM / Centennial HS / New Mexico St. / Pima CC
41	Blane Romero	RHP	6-0	180	R/R	SR	Spring, TX / Oak Ridge HS / Sam Houston St.
43	Gene Trujillo	1B	6-5	230	L/R	FR	Albuquerque, NM / St. Pius X
44	Vascon Smith	OF	6-0	185	R/R	FR	Rio Rancho, NM / Rion Rancho HS
47	Ethan Ott	1B/OF	6-2	215	R/R	JR	Chesapeake, VA / Greenbriar Christian Academy / UNC Pembroke
48	Andrew Neil	RHP/INF	5-11	185	L/R	JR	Oakley, CA / Freedom HS / Folsom Lake CC
49	Cayne Killion	LHP	6-0	200	L/L	FR	Mesa, AZ / Red Mountain HS

COACHING STAFF

HEAD COACH: Tod Brown (3rd season)

ASSISTANT COACH/PITCHING: Michael Lopez (3rd season)

ASSISTANT COACH/RECRUITING COORDINATOR: Matt Risdon (2nd season)

ASSISTANT COACH/HITTING: Justin Mitchell (1st season)

PRONUNCIATIONS

2 – WIZE-en-born

3 – DEVV-in

7 – mon-TI-HO

8 – kinn-KADE

9 – micALister

10 – mun-jee-yuh

14 – uh-KILL-ee

15 – Kuhleel

17 – Mow-gen

27 – Dah-veed

31 – Pen-GHELL-ee

35 – stine-camp

38 – lem-beck

43 – Tru-hee-yo

44 – vas-kun

48 – neal

2024 NEW MEXICO OVERALL STATS

Record: 27-22 Home: 18-10 Away: 7-10 Neutral: 2-2 MW: 16-11

Date	Opponent	Score	Player	avg	slug	ob%	g	ab	r	h	2b	3b	hr	rbi	bb	so	sb	cs	e
2/16	vs #7 Oregon State	L 6-15	WALKER, Khalil	.404	.541	.506	45	146	42	59	11	0	3	19	29	21	2	3	3
2/17	vs CSU Bakersfield	w 4-3	HOLLAND, Jake	.384	.801	.435	39	151	43	58	14	2	15	57	14	29	0	0	2
2/18	vs Minnesota	L 2-11	SPENRATH, Reed	.356	.707	.472	49	188	53	67	16	4	14	49	39	52	5	0	4
2/19	vs CSU Bakersfield	w 6-2	ASBY, Will	.344	.609	.438	49	192	56	66	17	2	10	52	30	26	1	1	3
2/22	SOUTH DAKOTA STATE	L 5-11	WOOD, Tye	.329	.497	.492	46	143	42	47	7	4	3	32	35	32	19	3	5
2/23	SOUTH DAKOTA STATE	w 12-11	CARRIS, Akili	.317	.396	.349	30	101	21	32	8	0	0	27	6	21	1	0	3
2/24	SOUTH DAKOTA STATE	w 9-8	KINKADE, Konner	.305	.355	.392	42	141	31	43	7	0	0	27	14	23	1	0	5
2/24	SOUTH DAKOTA STATE	w 13-2	SMITH, Kyle	.284	.451	.413	33	102	28	29	8	0	3	23	15	19	1	1	2
3/1	HOFSTRA	L 9-10	DIXON, Devon	.230	.363	.356	47	135	30	31	7	1	3	24	25	32	1	0	9
3/2	HOFSTRA	L 15-16	-----																
3/2	HOFSTRA	w 11-7	OTT, Ethan	.360	.600	.467	27	75	18	27	6	0	4	22	12	23	0	0	0
3/3	HOFSTRA	w 9-6	WEISSENBORN, C	.338	.455	.402	23	77	9	26	3	0	2	20	7	19	0	0	2
3/5	#17 TEXAS TECH	L 8-11	TRUJILLO, Gene	.326	.674	.423	23	43	13	14	3	0	4	13	7	14	0	0	0
*3/9	UNLV	w 7-6	STEPHENS, Sean	.302	.372	.423	37	86	16	26	2	2	0	13	13	17	8	5	1
*3/9	UNLV	w 31-15	MCALISTER, Josh	.269	.484	.355	28	93	18	25	3	1	5	17	12	29	3	0	10
*3/10	UNLV	w 6-5	MUNGUIA, Austin	.250	.250	.250	6	4	0	1	0	0	0	0	0	2	0	0	1
3/12	at Arizona State	w 6-4	MANSY, Luke	.194	.226	.419	14	31	8	6	1	0	0	3	12	5	0	0	0
*3/15	at Nevada	L 2-13	NEIL, Andrew	.000	.000	.000	4	0	2	0	0	0	0	0	0	0	0	0	0
*3/16	at Nevada	L 3-4	Totals	.326	.527	.430	49	1708	430	557	113	16	66	398	270	364	42	13	58
*3/17	at Nevada	w 10-8	Opponents	.322	.530	.409	49	1754	406	564	130	23	63	370	217	361	59	9	51
3/19	NEW MEXICO STATE	w 14-4																	
*3/22	SAN JOSE STATE	L 13-16	LOB - Team (426), Opp (410). DPs turned - Team (45), Opp (40). IBB - Team (3),																
*3/23	SAN JOSE STATE	w 7-5	MCALISTER, J 2, SPENRATH, R. 1. Picked off - WALKER, K. 2, KINKADE, K. 2,																
*3/23	SAN JOSE STATE	w 17-4	STEPHENS, S. 2, WOOD, T. 1, WEISSENBORN 1.																
*3/28	at San Diego State	w 5-2																	
*3/29	at San Diego State	L 6-8	Player	era	w-l	app	gs	cg	sh	sv	ip	h	r	er	bb	so	avg	hr	
*3/29	at San Diego State	L 0-13	RUSSELL, Brett	6.12	4-2	14	6	0	0	0	50.0	52	40	34	14	38	.263	7	
4/2	at Arizona	L 1-9	LOPEZ, David	7.63	4-2	13	10	0	0	0	61.1	87	58	52	25	42	.333	8	
4/5	SAM HOUSTON	L 14-23	-----																
4/7	SAM HOUSTON	L 3-14	MOGEN, Cristian	0.00	1-0	1	0	0	0	0	2.0	2	0	0	0	0	.250	0	
4/9	at New Mexico State	L 2-10	BAKER-LIVINGSTON	3.00	0-0	2	2	0	0	0	6.0	6	2	2	1	8	.286	0	
*4/12	FRESNO STATE	L 5-10	BANNISTER, Wil	5.40	2-0	20	5	0	0	3	46.2	54	30	28	20	27	.284	7	
*4/13	FRESNO STATE	L 19-23	STILL, Justin	6.08	1-0	14	0	0	0	1	13.1	15	11	9	15	11	.300	1	
*4/14	FRESNO STATE	w 6-2	PURSER, Daxton	6.19	0-2	10	7	0	0	0	32.0	32	25	22	26	33	.258	2	
4/16	CSU-PUEBLO	w 3-1	PENGELLY, Dayne	6.95	4-4	11	9	0	0	0	44.0	65	43	34	30	52	.339	6	
*4/19	at Air Force	L 3-12	STEINKAMP, Arthur	8.03	4-1	21	0	0	0	0	37.0	52	37	33	14	20	.331	2	
*4/21	at Air Force	w 6-5	BARNHOUSE, Josh	8.39	2-2	17	4	0	0	1	34.1	48	34	32	16	34	.338	9	
*4/21	at Air Force	L 7-18	MCBROOM, Brian	9.19	1-0	17	0	0	0	3	15.2	20	16	16	8	11	.303	4	
4/23	at Texas Tech	w 17-3	JACKSON, Jaren	9.53	3-5	21	2	0	0	1	39.2	64	45	42	22	44	.360	10	
*4/26	SAN DIEGO STATE	w 8-4	CASTILLO, Ryan	12.36	1-3	9	2	0	0	0	19.2	37	29	27	6	22	.407	3	
*4/27	SAN DIEGO STATE	w 19-5	LEHMBECK, Blake	13.50	0-0	2	0	0	0	0	2.0	6	3	3	1	2	.500	0	
*4/28	SAN DIEGO STATE	w 9-7	NEIL, Andrew	18.00	0-0	5	1	0	0	0	4.0	3	11	8	13	5	.200	0	
4/30	at New Mexico State	L 8-10	HARDY, Wyatt	20.00	0-1	8	1	0	0	1	9.0	21	20	20	4	12	.438	4	
*5/3	at UNLV	w 15-8	ROMERO, Blane	54.00	0-0	1	0	0	0	0	0.1	0	2	2	2	0	.000	0	
*5/4	at UNLV	L 8-13	Totals	7.83	27-22	49	49	0	1	10	417.0	564	406	363	217	361	.322	63	
*5/5	at UNLV	w 14-2	Opponents	8.49	22-27	49	49	1	2	7	409.1	557	430	386	270	364	.326	66	
*5/10	NEVADA	w 16-0																	
*5/11	NEVADA	L 0-2	PB - Team (4), HOLLAND, J. 3, SMITH, K. 1, Opp (3). Pickoffs - Team (4), PURSER,																
*5/12	NEVADA	w 11-5	D. 1, BARNHOUSE, J 1, RUSSELL, B. 1, BANNISTER, W 1, Opp (7). SBA/ATT - HOLLAND,																

* = Conference game

Score by innings	1	2	3	4	5	6	7	8	9	EX	Total
New Mexico	28	44	61	53	40	63	71	32	37	1	430
Opponents	49	61	35	49	59	34	43	36	38	2	406

Win-loss breakouts: Day 21-12; Night 6-10; vs Left 3-6; vs Right 24-16;
 1-run games 6-3; 2-run games 5-3; 5+run games 10-13; Extra inns 0-1; Shutouts 1-2.
 Current streak: Won 1; Longest winning streak: 4; Longest losing streak: 8.
 Attendance: Home 13281 (avg 510); Away 21479 (avg 1022); Total 34760 (avg 739).

2024 NEW MEXICO MOUNTAIN WEST STATS

Record: 16-11 Home: 11-4 Away: 5-7 MW: 16-11

Date	Opponent	Score	Player	avg	gp-gs	ab	r	h	2b	3b	hr	rbi	bb	hbp	so	sb-att
*3/9	UNLV	w 7-6	18 HOLLAND, Jake	.419	26-26	105	33	44	8	2	11	43	11	4	19	0-0
*3/9	UNLV	w 31-15	15 WALKER, Khalil	.419	27-23	86	22	36	6	0	2	12	13	1	11	0-0
*3/10	UNLV	w 6-5	12 ASBY, Will	.364	27-27	110	36	40	11	2	3	28	19	3	13	1-2
*3/15	at Nevada	l 2-13	30 SPENRATH, Ree	.346	27-27	107	33	37	6	2	11	34	23	1	31	5-5
*3/16	at Nevada	l 3-4	4 WOOD, Tye	.344	26-26	90	25	31	5	4	1	18	17	8	17	10-12
*3/17	at Nevada	w 10-8	14 CARRIS, Akili	.333	22-19	75	16	25	6	0	0	25	4	0	12	1-1
*3/22	SAN JOSE STATE	l 13-16	8 KINKADE, Konne	.272	23-20	81	19	22	4	0	0	12	5	5	12	0-0
*3/23	SAN JOSE STATE	w 7-5	3 DIXON, Devon	.246	26-18	65	17	16	3	1	1	16	17	1	12	1-1
*3/23	SAN JOSE STATE	w 17-4	-----													
*3/28	at San Diego State	w 5-2	43 TRUJILLO, Gene	.400	12-2	15	5	6	1	0	2	6	5	1	3	0-0
*3/29	at San Diego State	l 6-8	47 OTT, Ethan	.368	15-11	38	13	14	3	0	3	11	7	3	9	0-0
*3/29	at San Diego State	l 0-13	2 WEISSENBORN,	.340	16-16	53	5	18	0	0	1	10	6	1	12	0-0
*4/12	FRESNO STATE	l 5-10	10 MUNGUIA, Austi	.333	3-0	3	0	1	0	0	0	0	0	0	1	0-0
*4/13	FRESNO STATE	l 19-23	9 MCALISTER, Josh	.280	10-8	25	8	7	1	0	3	7	7	0	10	0-0
*4/14	FRESNO STATE	w 6-2	24 SMITH, Kyle	.264	17-13	53	15	14	2	0	1	6	5	4	8	1-1
*4/19	at Air Force	l 3-12	11 STEPHENS, Sean	.172	18-6	29	5	5	1	0	0	5	2	3	10	0-0
*4/21	at Air Force	w 6-5	26 MANSY, Luke	.000	3-1	5	1	0	0	0	0	0	3	0	1	0-0
*4/21	at Air Force	l 7-18	48 NEIL, Andrew	.000	2-0	0	0	0	0	0	0	0	0	0	0	0-0
*4/26	SAN DIEGO STATE	w 8-4	Totals	.336	27	940	253	316	57	11	39	233	144	35	181	19-22
*4/27	SAN DIEGO STATE	w 19-5	Opponents	.320	27	962	215	308	70	9	33	197	103	31	189	20-24
*4/28	SAN DIEGO STATE	w 9-7														
*5/3	at UNLV	w 15-8	LOB - Team (223), Opp (217). DPs turned - Team (22), Opp (25). IBB - Team (1),													
*5/4	at UNLV	l 8-13	MCALISTER, J 1. Picked off - KINKADE, K. 2, WALKER, K. 1, WEISSENBORN 1, WOOD, T.													
*5/5	at UNLV	w 14-2	1.													
*5/10	NEVADA	w 16-0														
*5/11	NEVADA	l 0-2	Player	era	w-l	app	gs	cg	sh	sv	ip	h	r	er	bb	so
*5/12	NEVADA	w 11-5	31 PENGELLY, Dayn	4.91	2-2	6	6	0	0	0	29.1	33	18	16	17	34
			13 RUSSELL, Brett	6.21	2-2	7	5	0	0	0	33.1	38	27	23	9	20
			40 BANNISTER, Wil	6.33	1-0	11	3	0	0	2	27.0	33	20	19	12	10
			27 LOPEZ, David	7.38	3-2	8	7	0	0	0	39.0	53	36	32	13	25

			33 PURSER, Daxton	5.94	0-1	4	4	0	0	0	16.2	16	14	11	12	17
			23 JACKSON, Jaren	7.43	3-2	12	0	0	0	1	23.0	36	19	19	8	26
			34 BARNHOUSE, Jo	8.22	1-1	8	1	0	0	1	15.1	20	14	14	5	18
			35 STEINKAMP, Art	8.85	3-0	10	0	0	0	0	20.1	27	21	20	6	13
			39 CASTILLO, Ryan	11.68	1-1	5	1	0	0	0	12.1	27	17	16	2	18
			48 NEIL, Andrew	13.50	0-0	3	0	0	0	0	2.2	3	7	4	6	5
			29 HARDY, Wyatt	13.50	0-0	1	0	0	0	0	1.1	2	2	2	0	1
			19 STILL, Justin	21.60	0-0	6	0	0	0	0	3.1	9	8	8	6	1
			6 MCBROOM, Brian	23.14	0-0	7	0	0	0	0	4.2	11	12	12	7	1
			Totals	7.73	16-11	27	27	0	1	4	228.1	308	215	196	103	189
			Opponents	9.11	11-16	27	27	1	2	3	224.1	316	253	227	144	181

* = Conference game

PB - Team (0), Opp (1). Pickoffs - Team (1), PURSER, D. 1, Opp (4). SBA/ATT - HOLLAND, J. (20-23), RUSSELL, B. (5-5), PENGELLY, D. (3-4), CASTILLO, R. (2-3), JACKSON, J. (3-3), BARNHOUSE, J (3-3), PURSER, D. (0-2), LOPEZ, D. (2-2), STEINKAMP, A (1-1), BANNISTER, W (1-1).

Score by innings	1	2	3	4	5	6	7	8	9	Total
New Mexico	21	28	32	21	19	43	49	17	23	253
Opponents	23	25	21	28	29	13	27	19	30	215

Win-loss breakouts: Day 12-6; Night 4-5; vs Left 2-3; vs Right 14-8; 1-run games 3-1; 2-run games 3-2; 5+run games 7-6; Extra inns 0-0; Shutouts 1-2. Current streak: Won 1; Longest winning streak: 4; Longest losing streak: 4. Attendance: Home 7292 (avg 520); Away 6349 (avg 529); Total 13641 (avg 524).

LAST WEEK STATS (VS. NEVADA, MAY 10-12)

Record: 2-1 Home: 2-1 Away: 0-0 MW: 2-1

Player	avg	gp-gs	ab	r	h	2b	3b	hr	rbi	tb	slg%	bb	hp	so	gdp	ob%	sf	sh	sb-att	po	a	e	fld%	
12 ASBY, Will	.417	3-3	12	5	5	1	0	0	2	6	.500	2	0	2	0	.500	0	0	0-0	6	0	0	1.000	
2 WEISSENBORN, Chase	.417	3-3	12	1	5	0	0	0	1	5	.417	0	0	2	0	.417	0	0	0-0	1	14	0	1.000	
18 HOLLAND, Jake	.400	3-3	10	4	4	0	0	0	2	4	.400	3	1	1	0	.571	0	0	0-0	20	4	0	1.000	
30 SPENRATH, Reed	.385	3-3	13	4	5	0	0	3	10	14	1.077	1	0	2	2	.429	0	0	0-0	38	1	0	1.000	
4 WOOD, Tye	.375	3-3	8	2	3	0	0	0	1	3	.375	1	2	1	0	.545	0	0	4-4	2	0	0	1.000	
47 OTT, Ethan	.364	3-3	11	4	4	2	0	1	4	9	.818	1	0	3	1	.417	0	0	0-0	0	0	0	.000	
15 WALKER, Khalil	.333	3-3	12	2	4	2	0	0	1	6	.500	0	0	1	1	.333	0	0	0-0	5	0	0	1.000	
14 CARRIS, Akili	.333	3-3	12	2	4	2	0	0	4	6	.500	0	0	1	1	.333	0	0	0-0	3	5	1	.889	
8 KINKADE, Konner	.111	3-3	9	3	1	0	0	0	0	1	.111	1	1	3	0	.273	0	1	0-0	4	10	0	1.000	

24 SMITH, Kyle	.000	2-0	2	0	0	0	0	0	0	0	.000	0	0	1	0	.000	0	0	0-0	0	0	0	.000	
11 STEPHENS, Sean	.000	2-0	2	0	0	0	0	0	0	0	.000	0	0	1	0	.000	0	0	0-0	0	0	0	.000	
43 TRUJILLO, Gene	.000	1-0	1	0	0	0	0	0	0	0	.000	0	0	0	0	.000	0	0	0-0	0	0	0	.000	
48 NEIL, Andrew	.000	1-0	0	0	0	0	0	0	0	0	.000	0	0	0	0	.000	0	0	0-0	0	0	0	.000	
3 DIXON, Devon	.000	2-0	0	0	0	0	0	0	0	0	.000	1	0	0	0	1.000	0	0	0-0	1	2	0	1.000	
Totals	.337	3	104	27	35	7	0	4	25	54	.519	10	4	18	5	.415	0	1	4-4	81	39	1	.992	
Opponents	.224	3	98	7	22	3	1	1	6	30	.306	7	0	22	4	.274	1	1	0-0	75	31	0	1.000	

LOB - Team (17), Opp (19). DPs turned - Team (4), Opp (5).

(Home games vs Nevada Sorted by Earned run avg)

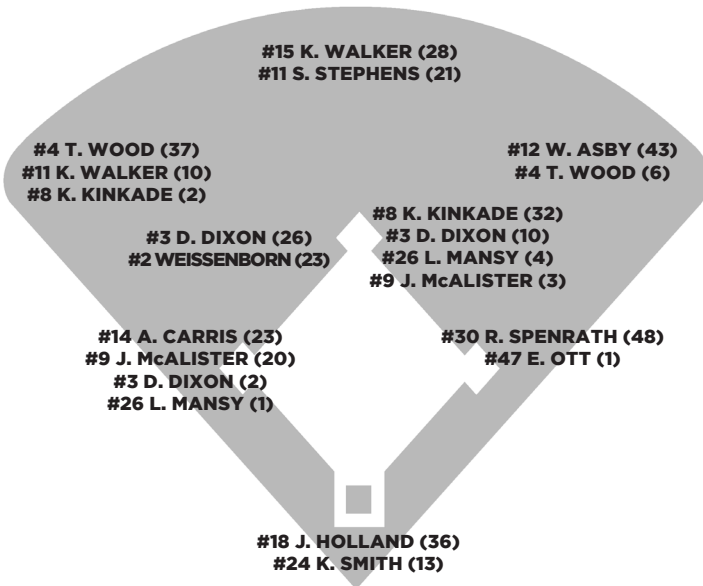
Player	era	w-l	app	gs	cg	sho	sv	ip	h	r	er	bb	so	2b	3b	hr	b/avg	wp	hp	bk	sfa	sha		
31 PENGELLY, Dayne	0.00	1-0	1	1	0	0/1	0	7.0	4	0	0	3	12	1	0	0	.174	1	0	0	0	1		
35 STEINKAMP, Arthur	0.00	1-0	2	0	0	0/1	0	3.2	0	0	0	0	2	0	0	0	.000	0	0	0	0	0		
13 RUSSELL, Brett	1.29	0-1	1	1	0	0/0	0	7.0	5	1	1	1	3	0	0	0	.200	1	0	0	0	0		
23 JACKSON, Jaren	3.00	0-0	2	0	0	0/0	0	3.0	2	1	1	0	3	0	1	0	.182	1	0	0	0	0		
27 LOPEZ, David	4.15	0-0	1	1	0	0/0	0	4.1	7	3	2	2	2	1	0	0	.368	1	0	0	1	0		

40 BANNISTER, Wil	9.00	0-0	1	0	0	0/0	0	2.0	4	2	2	1	0	1	0	1	.444	0	0	0	0	0		
Totals	2.00	2-1	3	3	0	1/1	0	27.0	22	7	6	7	22	3	1	1	.224	4	0	0	1	1		
Opponents	9.72	1-2	3	3	0	1/1	1	25.0	35	27	27	10	18	7	0	4	.337	2	4	0	0	1		

THE WEEK AHEAD

THURSDAY	FRIDAY	SATURDAY	SUNDAY	MONDAY	TUESDAY	WEDNESDAY
 16 AT SAN JOSE ST. 7 PM MT EXCITE BALLPARK SAN JOSE, CALIF.	 17 AT SAN JOSE ST. 7 PM MT EXCITE BALLPARK SAN JOSE, CALIF.	 18 AT SAN JOSE ST. 11 PM MT EXCITE BALLPARK SAN JOSE, CALIF.	19	20	21	22

DEFENSIVE STARTERS BY POSITION



COACH BROWN VS. 2024 OPPONENTS

OPPONENT	OVERALL	UNM	LAST
Air Force	7-8	7-8	4/21/24
Arizona	2-13	1-3	4/2/24
Arizona State	2-1	2-1	3/23/22
Colorado State-Pueblo	1-1	1-1	4/12/23
CSU Bakersfield	2-0	2-0	2/19/24
Fresno State	8-7	8-7	4/14/24
Hofstra	2-2	2-2	3/3/24
Minnesota	11-17	1-1	2/18/24
Nevada	9-7	8-7	5/12/24
New Mexico State	7-4	7-4	4/30/24
Northern Colorado	20-14	0-0	2/25/23
Oregon State	1-5	1-4	2/19/23
Sam Houston	0-2	0-2	4/7/24
San Diego State	4-11	4-11	4/28/24
San Jose State	5-7	5-7	3/24/24
South Dakota State	34-36	3-1	2/24/2
Texas Tech	3-5	3-5	3/5/24
UNLV	7-8	7-8	5/5/24

first in the Mountain West standings, Reed Spenrath was named MW Player of the Week and Dayne Pengelly was named Pitcher of the Week, the league announced Monday.

The honors are the first of Spenrath and Pengelly's careers and the sixth and seventh weekly awards of the season for UNM – the most in a single season since 2017, when

the Lobos brought in eight weekly awards.

MW PLAYER OF THE WEEK | REED SPENRATH | SR | 1B

– Batted .385 on the weekend in the Lobos' series win over Nevada last weekend, finishing with 9 RBI on three homers in the Lobos' 16-0 series-opening win on Friday night. – Spenrath hit two grand slams in

KEY POSITION PLAYER LOSSES

Player, Pos.	Avg.	R	H	2B	3B	HR	RBI
#4 Deylan Pigford, 2B	.297	39	43	9	3	5	13
#7 Jeffrey David, INF/OF	.306	38	59	13	5	3	41
#15 Braydon Runion, OF	.357	48	76	23	4	9	56
#33 Dylan Ditzenberger, OF	.437	42	59	9	1	2	27
#34 Lenny Junior Ashby, OF	.381	46	80	18	0	9	51

KEY PITCHING LOSSES

Name, Pos.	ERA	APP	IP	W-L	SV	BB	K
#2 Tristin Lively, SP	4.42	13	77.1	6-4	0	23	62
#10 Riley Egloff, SP	6.05	13	74.1	7-3	0	21	67
#27 Isaac Gallegos, SP	4.35	12	70.1	4-2	0	32	60

TOP RETURNING POSITION PLAYERS

Player, Pos., Yr.	Avg.	R	H	2B	3B	HR	RBI
#2 Chase Weissenborn, SS, Sr.	.291	36	52	10	2	1	27
#3 Devon Dixon, 2B, Sr.	.274	38	45	10	0	6	27
#11 Sean Stephens, OF Sr.	.349	11	22	5	1	1	8
#19 Jake Holland, C, Sr.	.333	29	50	7	1	12	39
#30 Reed Spenrath, 1B, Sr.	.321	54	61	11	4	19	65
#24 Kyle Smith, C/DH, Sr.	.271	17	19	3	3	5	13

TOP RETURNING PITCHERS

Pitcher, Yr.	ERA	APP	IP	W-L	SV	BB	K
#6 Brian McBroom, RHP, Jr.	5.53	25	40.2	4-2	3	11	39
#19 Justin Still, LHP, Jr.	5.91	17	21.1	0-1	0	16	20
#23 Jaren Jackson, LHP, Sr.	7.46	12	44.2	3-2	1	12	32
#35 Arthur Steinkamp, LHP, Sr.	2.81	15	25.2	0-1	0	4	12
#46 Ben Baker-Livingston, RHP, Jr.	8.62	10	24.0	0-4	0	10	10

TOP NEWCOMERS

Pos.	Name	Yr.	'23 School
RHP/INF	Andrew Neil	Jr.	Folsom Lake CC
3B	Josh McAlister	Jr.	Ohio State
OF	Tye Wood	Jr.	Iowa Western
RHP	Dayne Pengelly	Jr.	Pima CC
RHP	David Lopez	Jr.	Wharton County JC
1B/OF	Ethan Ott	Jr.	UNC Pembroke
OF/DH	Will Asby	Sr.	San Francisco

the same game for the first time since 1992, when Mark Gulseth did it against San Diego State. It's also the first time in over 12 months that a Lobo has hit three homers in the same game (Justin Olson vs. Fresno State, 4/29/23).

– Batted .444 (4-for-9) with runners on and .500 with two outs on the board this weekend, leading the Lobos in RBI with 10 on the week — the next most from a single player was 4.

–Generated 38 putouts while starting

all three games at first without any errors to go with an assist, turning four double plays.

MW PITCHER OF THE WEEK | DAYNE PENGELLY | JR | RHP

– Pengelly struck out 12 – the most in a single game for a UNM player since Justin Armbruster (May 22, 2021) also struck out 12 at San Jose State – for a new career- and team-

CONTINUED ON PAGE 6

high over seven scoreless frames, walking three and scattering four hits in that span to improve to 4-4 on the season. UNM's 16-0 win was their first time shutting out an opponent this season.

– The Lobos' pitchers posted a 2.33 ERA over the weekend series, their lowest in a three-game span this season.

WHEN YOU'RE HOT...

UNM is the only team in the Mountain West that has won seven of their last 10.

The Lobos have surpassed double-digit hits in 12 of their last 13 games and has posted UNM posted a 12.95 ERA over its eight-game skid but has averaged a 4.88 ERA in its last 10. Since snapping the skid, UNM has held opponents to five runs or fewer 10 times (62.5% of games). They'd only done it 11 times in the previous 33 games. They've also homered 18 times in their last 10 games, with four multi-homer games in their last six.

WEEKEND UPDATE

UNM posted its best pitching performance as a team over a three-game this season with a 2.33 ERA, posting its first shutout of the season as Reed Spenrath drove in nine runs with three homers and two grand slams to pace a runaway 16-0 win in the opener.

The Lobos in turn were shut out for the first time this season in Game Two despite a career start from RHP Brett Russell (7.0 IP, 5 H, 1 ER, 1 BB, 3 K) to fall 0-2 and set up Sunday's Senior Day Rubber Match.

UNM started slow on Sunday but heated up in a hurry after a three-run bomb from Ethan Ott gave the Lobos a 5-3 lead, scoring six more runs by the end of the next inning and holding them off late with effective relief outings from LHP Arthur Steinkamp (1.2 IP, 0 H, 0 R, 0 BB, 0 K), RHP Wil Bannister (2.0 IP, 4 H, 2 ER, 1 BB, 0 K) and LHP Jaren Jackson (1.0 IP, 0 H, 0 R, 0 BB, 2 K). Jackson struck out two as he retired the side in order in the ninth to seal the deal emphatically. The Lobos batted .337 as a team last weekend while holding the Wolf Pack to a .224 average – Will Asby and Chase Weissenborn both went 5-for-12 on the week to lead the Lobos with .417 averages, with Spenrath batting .385 on the week with a team-high 10 RBI.

LHP Arthur Steinkamp was pivotal in relief, tallying 3.2 hitless and scoreless innings out of the pen across two appearances and earning the win on Sunday. No UNM pitcher was tagged for more than two earned runs on the weekend.

MOUNTAIN WEST BREAKDOWN

Heading into the final weekend of conference action, the Lobos lead the Mountain West in 10 statistical categories:

- Batting Average (.326)
- Slugging Percentage (.527)
- On Base Percentage (.430)
- Runs Scored (430)
- Hits (557)
- Runs Batted In (398)
- Total Bases (900)
- Walks (270)
- Sac Flies (27)
- Saves (10)
- Double Plays (45)

They rank second in four more:

- Home Runs (66)
- Assists (466)
- Wins (27)
- Stolen Bases (42)

WOOD HEATING UP THE BASEPATHS

Tye Wood has become a real threat on the basepaths as of late, with seven swiped bags in his last seven games. He stole three – the most in a single game this season by a Lobo – in the series opener against Nevada last weekend, and ranks second in the conference with 19 swiped bags – the most in a single season since Chase Harris in 2013. If he steals one more, it'll be the most since Josh Melendez stole 22 in 2012.

LOBOS SWINGING HOT BATS

REED SPENRATH: Now just one behind Jake Holland with 14 homers on the year, Spenrath had a night for the ages on Friday with three homers and a program record two grand slams – in the MW, he now ranks No. 2 in triples (4) and ranks fourth in OBP (.472), fourth in slugging (.707), fourth in HR (14) and sixth in RBI (49). His on base streak is now up to 31 games.

KHALIL WALKER: Walker just keeps producing at the plate – for the second straight week, he not only leads the Lobos in average (.412) and on base percentage (.517), but the entire Mountain West. His hit streak was snapped at 15 games on Saturday – the longest hit streak on the team this season – and he has 17 multi-hit games this season.

WALK-OFF GRAND SLAM (!!) FOR THE SWEEP (!)

UNM capped off its undefeated week and sweep of San Diego State in the most dramatic way humanly possibly on Sunday, completing a rally from down 7-1 with a walk-off grand slam in the bottom of the ninth from Devon Dixon that gave the Lobos their first lead of the day at 9-7.

With one on the board and at risk of a double play ball ending the game with three runners aboard, Dixon delivered in only his third plate appearance of the week with one of the biggest hits of his Lobo career to turn back the Aztecs one more time.

It was the ninth homer of his UNM career and second grand slam -- the other being on the road at Fresno State last season (March 18, 2023). UNM's fourth straight win completed the first three-game weekend series sweep of San Diego State since 2013 and first in Albuquerque since 2012. After entering this season winless against the Aztecs in his first two seasons at the helm, UNM Head Coach Tod Brown has beaten them in four out of six meetings this season to take the regular-season series.

BIG MIDWEEK WIN IN LUBBOCK

UNM dictated the tone of its midweek matchup with Texas Tech (29-14, 12-9 Big 12) on the road at Rip Griffin Park the whole way on Tuesday, racking up 21 hits and slamming four homers behind a complete effort from the bullpen en route to a 17-3 win — the first for the Lobos in Lubbock since 2015.

NOTABLES

UNM's 14-run margin of victory was its largest against Texas Tech since a 15-0 win in Albuquerque on Feb. 10, 1985 and the largest ever in a game between the two teams in Lubbock. The Lobos have now beaten TTU in each of the

SAN JOSÉ STATE ALL-TIME SERIES

Series Record: 29-20-1

Home: 20-7; Away: 9-10-1; Neutral: 0-0

3/13/98	Albuquerque, N.M.	W, 8-3
3/14/98	Albuquerque, N.M.	W, 6-5
5/11/98	Albuquerque, N.M.	W, 15-14
3/5/99	San Jose, Calif.	L, 2-4
3/6/99	San Jose, Calif.	L, 0-3
3/7/99	San Jose, Calif.	L, 1-15
3/21/14	Albuquerque, N.M.	W, 10-1
3/22/14	Albuquerque, N.M.	L, 5-8
3/23/14	Albuquerque, N.M.	W, 9-4
4/18/14	San Jose, Calif.	W, 14-2
4/18/14	San Jose, Calif.	W, 5-2
4/19/14	San Jose, Calif.	W, 11-6
5/8/15	Albuquerque, N.M.	W, 12-5
5/9/15	Albuquerque, N.M.	W, 21-7
5/10/15	Albuquerque, N.M.	W, 19-8
3/18/16	Albuquerque, N.M.	W, 9-6
3/19/16	Albuquerque, N.M.	W, 3-2
3/20/16	Albuquerque, N.M.	W, 11-1
4/15/16	San Jose, Calif.	L, 8-9
4/16/16	San Jose, Calif.	W, 6-2
4/17/16	San Jose, Calif.	W, 10-3
3/10/17	Albuquerque, N.M.	W, 11-1
3/11/17	Albuquerque, N.M.	W, 16-8
3/12/17	Albuquerque, N.M.	W, 8-3
4/7/17	San Jose, Calif.	L, 1-2
4/9/17	San Jose, Calif.	T, 5-5
4/27/18	San Jose, Calif.	L, 5-6
4/28/18	San Jose, Calif.	L, 4-5
4/29/18	San Jose, Calif.	L, 2-3
3/1/19	Albuquerque, N.M.	W, 14-2
3/2/19	Albuquerque, N.M.	W, 7-6
3/3/19	Albuquerque, N.M.	L, 18-22
4/5/19	San Jose, Calif.	L, 2-4
4/6/19	San Jose, Calif.	L, 3-8
4/7/19	San Jose, Calif.	L, 1-5
5/22/21	San Jose, Calif.	W, 6-2
5/22/21	San Jose, Calif.	W, 14-2 (7)
5/23/21	San Jose, Calif.	W, 8-4
3/4/22	San Jose, Calif.	W, 5-0
3/5/22	San Jose, Calif.	L, 1-3
3/6/22	San Jose, Calif.	L, 2-4
4/29/22	Albuquerque, N.M.	L, 16-17
4/30/22	Albuquerque, N.M.	L, 6-7
5/1/22	Albuquerque, N.M.	W, 9-7
4/6/23	Albuquerque, N.M.	W, 16-8
4/7/23	Albuquerque, N.M.	L, 3-8
4/8/23	Albuquerque, N.M.	L, 3-14 (8)

last three seasons — the first time they've done so since 2017 — and split the two-game season series in the last two. It's also the second win against a Power 5 team on the road this season for the Lobos, who downed Arizona State 6-4 in Phoenix in midweek action on March 12. They've now won four of six since snapping their longest losing streak of the season at eight games last Sunday, with three of those wins against teams that rank in the Top 150 in the nation by RPI. The loss for Texas Tech was only their fourth this season at home — they are 23-4 in games played at Rip Griffin Park in 2024. UNM snapped a streak of 11 straight wins at home for the Red Raiders. "Had a great start from Barnhouse and the bats got going early," said UNM Head Coach Tod Brown, who improves to 3-5 against Texas Tech in his three seasons at the helm in Albuquerque and has won three of the last five meetings. "Steinkamp, McBroom, Jackson and Bannister came in and did a great job throwing strikes and getting out of jams. "The bats were hot today and we really put some quality at-bats together and didn't miss on mistake

CONTINUED ON PAGE 7

pitches — hoping this can be the game that gets us hot as we head into a big weekend of conference play.”

SEEING DOUBLE

The Lobos have excelled at getting two for one this season, ranking No. 33 in NCAA D-I in total double plays (38) and No. 15 in total doubles (102). They rank No. 32 in double plays per game (0.88) and No. 16 in doubles per game (2.37).

Jake Holland ranks No. 23 in the NCAA D-I in doubles per game (0.42) and Reed Spenrath ranks No. 56 in NCAA D-I in total doubles (16). UNM ranks No. 2 in the MW in assists (402) and leads the league in DP -- Spenrath has been a part of 37 double plays (No. 1 in the MW) and leads the league in putouts (344), while Dixon has helped stitch 29 (No. 2 in the MW). Dixon also ranks No. 2 in the league in assists (121).

LONG BALL LOBOS

The Lobos found a penchant for the big fly in the month of March and haven't looked back since -- after homering four times in their first eight games, they've connected on 62 for a total of 130 RBI since March 1. UNM is 17-4 in games this season in which the Lobos hit multiple homers - they've hit three or more in a game nine times (10-1 in those games), with three of those games being in UNM's last six.

UNM is 21-11 in games in which the Lobos go yard at least once.

11 different Lobos have hit a homer this season for a total of 62 through 46 games -- 37 have been at Santa Ana Star Field.

Jake Holland leads the Lobos with 15 homers (No. 2 in MW) ahead of Will Asby (10) and Reed Spenrath (14) -- all of Spenrath's have come since he hit his first of the season on March 10 against UNLV.

Chase Weissenborn and Khalil Walker hit their first of the season -- and only the second of Weissenborn's career -- back-to-back against TTU April 23. Walker has hit two more since then and Weissenborn hit his second of the year at UNLV last weekend. Along with Walker and Weissenborn, Josh McAlister (5), Kyle Smith (3), Devon Dixon (3), Tye Wood (3), Gene Trujillo (4) and Ethan Ott (3) all have gone yard multiple times this season.

SPENRATH BACK TO FORM

-- After mashing 19 homers in his first season in Albuquerque, Reed Spenrath was productive at the plate through his first 16 games (.300/.455/.483) but with just one thing missing -- a home run. He finally broke through with his first of the year and the Lobos' 18th of the season in the weekend finale against UNLV on March 10, smacking a three-run shot more than 450 feet out of Santa Ana Star Field to put the Lobos up 5-4 late.

-- He's done so again 11 more times since then -- against Air Force, he homered to lead off the second inning twice. He homered two more times against UNLV.

Through 11 weeks, Spenrath has accumulated 35 RBI while hitting 16 doubles and four triples, connecting on 56 hits and drawing 31 walks. Spenrath has 19 multi-hit games -- the most on the team -- and 10 multi-RBI games, starting all but

one game at first while racking up 335 putouts and 21 assists on .992 fielding.

-- Spenrath was named to D1Baseball.com's Top 50 first baseman rankings (No. 46) and Preseason All-MW ahead of this season. A first-team all-conference selection in his first season with the Lobos in 2023, Spenrath led the team and ranked second in the conference in 2023 with 19 home runs -- the sixth-most in a single season in program history -- to go with 65 RBIs. The 6'5" power hitter also led the team and ranked third in the conference with 54 runs scored, batting .321 while reaching base at a clip of .421. He finished the season with 16 multi-hit games and 18 multi-RBI games.

SEASON-OPENING NOTES / EARLY RETURNS

-- UNM looks to improve its standing in the Mountain West for a third consecutive season -- the Lobos finished sixth (10-20 MW) in Brown's first season as head coach in 2022 and narrowly missed out on the conference tournament with a fifth-place finish (13-17 MW) in 2023.

-- The Lobos' offense in 2023 was one of their most productive in recent memory -- UNM's .328 team batting average was the third-best in the NCAA and best in the Mountain West, as well as the Lobos' best since 2013.

-- UNM's 26-25 record in 2023 was the most wins since 2017 and first winning season since then (not counting UNM's 14-4 record in the canceled COVID season of 2020).

-- Reed Spenrath was named to the Mountain West Baseball Preseason All-Conference Team, with the Lobos picked fifth in the preseason poll as voted on by the league's coaches. Spenrath was named to D1Baseball.com's Top 50 First Baseman rankings ahead of the season, coming in at No. 46 in the nation. He was named one of three captains for this year's Lobos squad along with fellow seniors Chase Weissenborn and Brett Russell.

BROWN'S PROGRAM-BUILDING RESUME

-- In his first five seasons as head coach at North Dakota State, Brown's teams improved their winning percentage in each season, going from 15-30 (.333) in his first season in 2008 to 40-20 (.667) in 2012 and finishing each of the next nine seasons above .400. The Bison reached the Summit League tournament eight times in that span, advancing to NCAA Regionals in 2014 and 2021.

-- Brown coached the Bison to 40-win seasons in 2012 and 2021.

-- In Brown's second season at UNM, the Lobos improved to 26-25 from 21-33 the year prior, with the highest team batting average since 2013 (.328) and lowest team ERA since 2016 (5.95).

-- In 16 years as a D-I Head Coach, Brown has finished the season above .400 13 times and above .500 five times -- the only three seasons in which he's finished below .400 were his first two years in Fargo (2008, 2009) and his first season in Albuquerque (2022).

YOUR 2024 LOBOS ROSTER

-- UNM's 2024 roster includes 16 returning players with 24 newcomers -- the Lobos return seven position players who started at least 10 games in 2023 and losing six.

-- Of the Lobos' newcomers, 8 are freshmen and

16 are transfers -- 12 from junior colleges and four from four-year institutions.

-- 29 players are upperclassmen -- 13 seniors and 16 juniors -- the most upperclassmen Brown has had on a roster in Albuquerque.

THE REMAINING SCHEDULE

-- UNM's 54-game 2024 schedule, including 30 Mountain West Conference games, features five different teams that reached NCAA Regionals last spring -- Oregon State, Texas Tech, Arizona, San Jose State and Sam Houston State -- with 27 games against nine opponents that ranked in the Top 150 in the nation in last season's final RPI rankings.

-- UNM will play 30 games at Santa Ana Star Field in Albuquerque and 24 games on the road throughout the regular season.

-- Following the Lobos' rematch with San Diego State last weekend, they'll face three other teams for a second weekend series to close out the regular season -- UNLV on the road (May 3-5), Nevada at home (May 10-12) and San Jose State on the road (May 16-18) comprise the remainder of UNM's regular season, with Senior Day set for May 12.

-- Should the Lobos finish among the Top Four in the Mountain West standings, they'll earn a berth to the MWC Championships May 23-25, hosted this year by San Diego State. The winner earns the conference's automatic berth to an NCAA Regional.

2023 BY THE NUMBERS

-- UNM's .328 batting average in 2023 was its highest since 2013 -- The Lobos led the Mountain West in that category and ranked third nationally.

-- The Lobos hit 87 home runs -- their most since 2003. That total led the Mountain West and is the third most in program history.

-- UNM slugged .559 on the season, the sixth highest in program history and highest since 2003, leading the Mountain West.

-- The Lobos finished the season with a .974 fielding percentage -- the second highest in program history (2017) -- that also led the Mountain West.

-- Improving from a 9.06 ERA as a team in Brown's first season to a 5.95, UNM only allowed 3.20 walks per nine innings, its lowest average since 2014 and the best in the Mountain West. The Lobos' 1.59 WHIP was its lowest since 2015.

-- UNM scored 441 runs (most since 2017, led MW) and racked up 617 hits (most since 2017, led MW) to go with 24 triples (most since 2015, led MW) and 411 RBI (most since 2017, led MW).

-- Lobo batters reached base at a .406 clip, UNM's best average since 2017 (Led MW).

-- UNM turned 48 double plays in 51 games, the most in the MW and 33rd-most in the nation. The Lobos' .94 double plays per game ranked No. 9 in the nation.

MOUNTAIN WEST UPDATE (THROUGH 5/14)

SCHOOL (RK)	MOUNTAIN WEST					
	W	L	PCT.	HOME	AWAY	NEUT.
Fresno State	16	11	.593	9-6	7-5	0-0
New Mexico	16	11	.593	11-4	5-7	0-0
Air Force	15	12	.556	8-4	7-8	0-0
Nevada	14	13	.519	8-4	6-9	0-0
San José State	14	13	.519	9-5	5-8	0-0
UNLV	12	18	.400	7-8	5-10	0-0
San Diego State	9	18	.333	8-7	1-11	0-0

ALL GAMES												
W	L	T	PCT.	HOME	AWAY	NEUT.	LAST 10	STRK				
29	23	0	.558	16-11	13-12	0-0	2-8	L2				
27	22	0	.551	18-10	7-10	2-2	7-3	W1				
23	26	0	.469	12-6	8-17	3-3	6-4	L1				
23	25	0	.479	11-8	12-17	0-0	5-5	W1				
20	30	0	.400	10-8	10-22	0-0	4-6	W1				
26	24	0	.520	16-11	10-13	0-0	4-6	W1				
16	35	0	.314	13-14	3-21	0-0	5-5	W2				

MW Regular-Season Champions; % MW Tournament Champions

A LOOK AHEAD IN THE MW

Thursday, May 16

Fresno State at **Air Force*** (MWN) 1 p.m. MT
 New Mexico at **San José State*** (MWN) 6:05 p.m. PT
 San Diego State at **Nevada*** (NSN/MWN) 6:05 p.m. PT

Friday, May 17

Fresno State at **Air Force*** (MWN) 1 p.m. MT
 UNLV vs. Texas Tech (Tempe, Arizona) 2 p.m. MT
 San Diego State at **Nevada*** (NSN/MWN) 5:05 p.m. PT
 New Mexico at **San José State*** (MWN) 6:05 p.m. PT

Saturday, May 18

Fresno State at **Air Force*** (MWN) Noon MT
 San Diego State at **Nevada*** (NSN/MWN) 12:05 p.m. PT
 New Mexico at **San José State*** (MWN) 1:05 p.m. PT
 UNLV at **Arizona State** (Pac-12 Arizona) 6:30 p.m. MT

A LOOK BACK AT THE MW

Tuesday, May 14

Nevada 9, Pacific 8
San Diego State 3, UC San Diego 2 (MWN)
 CSU Bakersfield 4, **Fresno State 2** (MWN)

Sunday, May 12

New Mexico 11, Nevada 5* (MWN)
San Diego State 8, Air Force 4* (MWN)
 UNLV 16, **Fresno State 10*** (MWN)
 San José State 8, **Cal 2** (Pac-12 Bay Area)

Saturday, May 11

Nevada 2, **New Mexico 0*** (MWN)
 Air Force 4, **San Diego State 3*** (MWN)
Fresno State 4, UNLV 3* (MWN)
Cal 4, San José State 3 (Pac-12 Bay Area)

Friday, May 10

New Mexico 16, Nevada 0* (MWN)
 Air Force 12, **San Diego State 4*** (MWN)
Fresno State 5, UNLV 1* (MWN)
Cal 7, San José State 4 (Pac-12 Bay Area)

Tuesday, May 7

San Francisco 9, San José State 4 (ESPN+)
Pacific 6, Fresno State 4 (ESPN+)
 New Mexico State at **New Mexico** (MWN) Canceled
 Nevada 14, **Sacramento State 8** (ESPN+)

Monday, May 6

South Dakota State at **Air Force** (MWN) Canceled
UC Davis 7, Nevada 4

Sunday, May 5

Air Force 9, San José State 6* (MWN)
 New Mexico 14, **UNLV 2*** (MWN)
San Diego State 5, Fresno State 2* (MWN)
 Houston Christian at **Nevada** (MWN) Canceled

MOUNTAIN WEST NETWORK APP

All games streamed on the Mountain West Network will be available on the Mountain West App. Be sure to download the app, which is available on Android, IOS, Apple TV, Roku and Android TV. For more information visit TheMW.com.

MOUNTAIN WEST STATS SUMMARY (THROUGH 5/14)

TEAM BATTING	g	avg	ab	r	h	2b	3b	hr	bb	so	sb-att
New Mexico	49	.326	1708	430	557	113	16	66	270	364	42-55
UNLV	50	.301	1764	388	531	117	15	59	224	379	22-31
Nevada	48	.290	1702	328	494	129	9	68	181	369	32-48
Fresno State	52	.286	1765	357	504	121	11	63	188	344	34-49
Air Force	49	.283	1655	325	469	93	18	52	204	445	89-107
San Diego State	51	.265	1746	260	462	100	13	33	160	464	32-47
San Jose State	50	.253	1723	304	436	82	20	65	212	478	12-24
Totals	17	.286	12063	2392	3453	755	102	406	1439	2843	263-361

TEAM PITCHING	g	era	w	l	sv	ip	h	r	er	bb	so
Fresno State	52	5.43	29	23	10	452.2	495	303	273	154	455
UNLV	50	6.24	26	23	8	433.0	525	339	300	189	371
San Jose State	50	6.28	20	29	7	433.0	485	352	302	235	313
Nevada	48	6.44	23	25	6	419.0	448	334	300	242	407
Air Force	49	6.52	22	26	9	416.2	507	345	302	183	329
San Diego State	51	6.98	16	35	8	442.0	443	396	343	340	471
New Mexico	49	7.83	27	22	10	417.0	564	406	363	217	361
Totals	174	6.52	163	183	58	3013.1	3467	2475	2183	1560	2707

TEAM FIELDING	g	po	a	e	pct	dp	pb	sba-att
Fresno State	52	1358	444	41	.978	41	3	26-35
Nevada	48	1257	450	49	.972	38	6	67-81
San Jose State	50	1299	423	54	.970	33	8	48-65
New Mexico	49	1251	466	58	.967	45	4	59-68
UNLV	50	1299	440	59	.967	28	3	38-49
Air Force	49	1250	539	62	.967	34	8	42-61
San Diego State	51	1326	386	63	.965	32	20	68-92
Totals	174	9040	3148	386	.969	251	52	348-451

INDIVIDUAL BATTING

Min 2.5 AB/Team game	g	avg	ab	r	h	rbi	2b	3b	hr	bb
WALKER, K.-NM	45	.404	146	42	59	19	11	0	3	29
HOLLAND, J.-NM	39	.384	151	43	58	57	14	2	15	14
KRYSZCZUK-LV	50	.368	190	54	70	64	20	2	15	30
DORRAUGH, Hunter-SJ	41	.364	165	36	60	38	6	1	14	15
SPENRATH, R.-NM	49	.356	188	53	67	49	16	4	14	39
Jay Thomason-AF	49	.354	192	61	68	49	13	4	17	29
SCHMIDT-LV	41	.353	139	29	49	25	6	3	1	21
SALDIVAR, Eddie-FS	52	.350	217	52	76	31	16	3	7	17
HOPFE, Tommy-FS	52	.350	206	44	72	39	16	2	6	16
ASBY, W.-NM	49	.344	192	56	66	52	17	2	10	30
HIGGINS-LV	48	.337	184	50	62	31	15	1	7	25
Charlie Jones-AF	34	.336	128	29	43	41	7	1	10	13
WOOD, T.-NM	46	.329	143	42	47	32	7	4	3	35
PEPPI, Rocco-FS	51	.328	198	41	65	55	16	0	14	7
HEFFT-LV	48	.328	189	43	62	32	12	3	3	21
MONTOYA, Shaun-SD	51	.324	210	44	68	13	9	2	1	19
CHARLES-LV	40	.320	181	46	58	32	11	2	10	14
Chase Spencer-AF	49	.319	191	40	61	27	10	4	4	23
BALL, Michael-NV	48	.319	204	38	65	52	22	1	9	12
Sam Kulasingam-AF	49	.312	205	50	64	29	15	3	4	22

INDIVIDUAL PITCHING

Min 1.0 IP/Team game	app	era	w-l	sv	ip	h	r	er	bb	so
Seungmin Shim-AF	14	3.49	6-2	1	80.0	83	39	31	22	75
CATES-LV	13	3.56	6-5	0	83.1	91	33	33	13	104
DOKTORCZYK, Jason-NV	12	4.02	5-4	0	78.1	76	39	35	18	85
Doyle Gehring-AF	20	4.32	1-3	8	50.0	48	28	24	15	50
SERRANO, Omar-SD	13	4.40	4-6	0	73.2	82	44	36	27	69
ROSS, Ethan-SJ	16	4.76	6-5	0	70.0	83	45	37	38	62
BEAL, Noah-FS	13	5.00	3-4	0	66.2	77	43	37	17	73
RIDING, Jake-FS	16	5.04	4-4	0	55.1	55	33	31	13	51
DIXON, Jake-FS	13	5.43	5-2	0	64.2	83	45	39	24	68
CARDENAS, Xavier-SD	13	5.80	2-5	0	63.2	54	44	41	56	55
RUSSELL, B.-NM	14	6.12	4-2	0	50.0	52	40	34	14	38
THOMPSON, Micky-SJ	13	6.18	3-4	0	67.0	77	54	46	28	45
SIMON-LV	13	6.47	5-3	0	55.2	62	45	40	27	32
RIORDAN, Jacob-SD	15	6.47	3-5	0	65.1	59	57	47	54	71
FOSHER, Peyton-NV	13	6.60	3-6	0	58.2	67	47	43	24	40

HITS	
SALDIVAR, Eddie-FS	76
HOPFE, Tommy-FS	72
KRYSZCZUK-LV	70
MONTOYA, Shaun-SD	68
Jay Thomason-AF	68

RUNS SCORED	
Jay Thomason-AF	61
ASBY, W.-NM	56
KRYSZCZUK-LV	54
SPENRATH, R.-NM	53
SALDIVAR, Eddie-FS	52

RUNS BATTED IN	
KRYSZCZUK-LV	64
HOLLAND, J.-NM	57
PEPPI, Rocco-FS	55
BALL, Michael-NV	52
ASBY, W.-NM	52

DOUBLES	
BALL, Michael-NV	22
NEWTON, Ben-FS	22
KRYSZCZUK-LV	20
4 tied with 17 double(s)	

TRIPLES	
HAMCHUK, Robert-SJ	5
7 tied with 4 triple(s)	

HOME RUNS	
Jay Thomason-AF	17
HOLLAND, J.-NM	15
KRYSZCZUK-LV	15
3 tied with 14 home run(s)	

TOTAL BASES	
Jay Thomason-AF	140
KRYSZCZUK-LV	139
SPENRATH, R.-NM	133
PEPPI, Rocco-FS	123
HOLLAND, J.-NM	121

STOLEN BASES	sb-att
Chase Spencer-AF	25-30
WOOD, T.-NM	19-22
Jay Thomason-AF	13-14
Aerik Joe-AF	12-16
MONTOYA, Shaun-SD	10-14

STRIKEOUTS	ip	so
CATES-LV	83.1	104
DOKTORCZYK, Jason-NV	78.1	85
Seungmin Shim-AF	80.0	75
BEAL, Noah-FS	66.2	73
RIORDAN, Jacob-SD	65.1	71

NCAA RANKING SUMMARY (TEAM)

Statistic	National Conference Rank		Value National Leader		Conference Leader Value		
	Rank	Rank	Value	Leader	Value	Leader	
Base on Balls (295 ranked)	43	1	270	Troy	342	New Mexico	270
Batting Average (295 ranked)	4	1	0.326	Austin Peay	0.359	New Mexico	0.326
Double Plays (295 ranked)	20	1	45	Michigan	57	New Mexico	45
Double Plays Per Game (295 ranked)	20	1	0.92	Col. of Charleston	1.08	New Mexico	0.92
Doubles (295 ranked)	24	4	113	Austin Peay	140	Nevada	129
Doubles Per Game (295 ranked)	14	4	2.31	Columbia	3.02	Nevada	2.69
Earned Run Average (295 ranked)	266	7	7.83	Lamar University	3.30	Fresno St.	5.43
Fielding Percentage (295 ranked)	193	4	0.967	DBU	0.985	Fresno St.	0.978
Hit Batters (295 ranked)	189	6	60	Saint Peter's	124	San Diego St.	113
Hit by Pitch (294 ranked)	182	5	60	UC Irvine	149	Fresno St.	98
Hits (295 ranked)	12	1	557	Austin Peay	671	New Mexico	557
Hits Allowed Per Nine Innings (295 ranked)	280	7	12.17	Arkansas	6.86	San Diego St.	9.02
Home Runs (295 ranked)	92	2	66	Austin Peay	140	Nevada	68
Home Runs Per Game (295 ranked)	87	2	1.35	Austin Peay	2.75	Nevada	1.42
On Base Percentage (295 ranked)	7	1	0.430	Austin Peay	0.456	New Mexico	0.430
Runs (295 ranked)	27	1	430	Austin Peay	568	New Mexico	430
Sacrifice Bunts (294 ranked)	142	3	19	Western Ky.	68	Air Force	26
Sacrifice Flies (295 ranked)	47	1	27	Nicholls	45	Nevada	27
						New Mexico	27
Scoring (295 ranked)	19	1	8.8	Austin Peay	11.1	New Mexico	8.8
Shutouts (130 ranked)	130	4	1	Texas A&M	9	UNLV	3
Slugging Percentage (295 ranked)	28	1	0.527	Austin Peay	0.670	New Mexico	0.527
Stolen Bases (295 ranked)	206	2	42	VMI	164	Air Force	90
Stolen Bases Per Game (295 ranked)	209	2	0.86	Southern U.	3.23	Air Force	1.84
Strikeout-to-Walk Ratio (295 ranked)	176	5	1.66	Arizona	3.69	Fresno St.	2.95
Strikeouts Per Nine Innings (295 ranked)	199	4	7.8	Arkansas	12.2	San Diego St.	9.6
Triple Plays (1 ranked)				7 teams tied	1		
Triples (295 ranked)	32	3	16	Wofford	29	San Jose St.	20
Triples Per Game (295 ranked)	32	3	0.33	Wofford	0.59	San Jose St.	0.40
WHIP (295 ranked)	261	7	1.87	Lamar University	1.18	Fresno St.	1.43
WL Pct (295 ranked)	113	2	0.551	Tennessee	0.811	Fresno St.	0.558
Walks Allowed Per Nine Innings (295 ranked)	147	4	4.68	Arizona	2.41	Fresno St.	3.06

MOUNTAIN WEST BY RPI

Team	Conference	Adj. RPI	Adj. RPI Value	Prev Adj. RPI	RPI	Orig RPI Value	WL	Adj. Non-Conf RPI	Non-Conf Record	Conf. Record	Road WL	Quad 1	Quad 2	Quad 3	Quad 4	vs TOP 100	vs below 150	NC SOS	SOS
Air Force	Mountain West	118	0.50885	122	118	0.50885	23-26	80	8-14	15-12	9-17	3-10	0-2	7-9	13-5	3-12	20-13	5	108
San Jose St.	Mountain West	169	0.48724	168	169	0.48724	20-30	224	6-17	14-13	10-22	0-4	3-5	7-12	10-9	2-8	14-13	66	115
Nevada	Mountain West	171	0.48693	169	171	0.48693	23-25	214	9-12	14-13	13-18	1-1	2-5	5-12	15-7	1-5	18-16	258	214
New Mexico	Mountain West	176	0.48456	184	176	0.48456	26-22	220	10-11	16-11	7-10	1-2	2-2	4-11	19-7	2-5	20-10	208	221
Fresno St.	Mountain West	190	0.48116	174	190	0.48116	29-23	212	13-12	16-11	13-12	1-1	1-1	10-10	17-11	2-4	23-18	275	265
UNLV	Mountain West	223	0.46419	223	223	0.46419	26-24	171	14-6	12-18	10-13	0-0	0-1	8-12	18-11	2-2	20-18	303	272
San Diego St.	Mountain West	230	0.46058	234	230	0.46058	16-35	173	7-17	9-18	3-21	0-5	1-8	3-13	12-9	2-14	10-16	13	77

NCAA RANKING SUMMARY (INDIVIDUALS)

Statistic	Player	National Rank	Conference Rank	Value	National Leader	Value	Conference Leader	Value	
Base on Balls (146 ranked)	Reed Spenrath	88	1	39	Travis Bazzana, Oregon St. Nick Kurtz, Wake Forest	66	Reed Spenrath, New Mexico	39	
Base on Balls Per Game (148 ranked)	Reed Spenrath	114	2	0.80	Nick Kurtz, Wake Forest	1.43	Sebastian Orduno, San Jose St.	0.88	
Batting Average (250 ranked)	Khalil Walker	14	1	0.404	Charlie Condon, Georgia	0.454	Khalil Walker, New Mexico	0.404	
	Jake Holland	51	2	0.384					
	Reed Spenrath	168	5	0.356					
	Will Asby	245	10	0.344					
Complete Games (42 ranked)					Mason Martinez, Grambling Tyler O'Neill, Bucknell	4	Jacob Riordan, San Diego St. 4 Omar Serrano, San Diego St.	1 1	
Doubles (117 ranked)	Will Asby	77	4	17	Brandon Eike, VCU Carlos Martinez, UMass Lowell	25	Michael Ball, Nevada Ben Newton, Fresno St.	22 22	
	Reed Spenrath	117	8	16					
Doubles Per Game (126 ranked)	Jake Holland	84	7	0.36	Griffin Palfrey, Columbia	0.52	Michael Ball, Nevada	0.46	
	Will Asby	108	8	0.35					
Earned Run Average (200 ranked)					Hagen Smith, Arkansas	1.65	Seungmin Shim, Air Force	3.49	
Games Started (17 ranked)					Chase Hennessey, Utah Valley	24	8 players tied	13	
Hit Batters (130 ranked)					Jacob Riordan, San Diego St.	24	Jacob Riordan, San Diego St.	24	
Hit By Pitch Per Game (148 ranked)	Tye Wood	138	3	0.30	Luke Beckstein, Northeastern	0.69	Rocco Peppi, Fresno St.	0.37	
Hit by Pitch (128 ranked)	Tye Wood	128	4	14	JT Landwehr, Mount St. Mary's	34	Rocco Peppi, Fresno St.	19	
Hits (147 ranked)					Joshua Kuroda-Grauer, Rutgers	90	Eddie Saldivar, Fresno St.	76	
Hits Allowed Per Nine Innings (150 ranked)					Hagen Smith, Arkansas	4.18	Xavier Cardenas III, San Diego St.	7.63	
Hits Per Game (147 ranked)	Jake Holland	70	1	1.49	Joshua Kuroda-Grauer, Rutgers	1.80	Jake Holland, New Mexico	1.49	
Home Runs (116 ranked)	Jake Holland	116	2	15	Charlie Condon, Georgia	34	Jay Thomason, Air Force	17	
Home Runs Per Game (149 ranked)	Jake Holland	42	1	0.38	Charlie Condon, Georgia	0.68	Jake Holland, New Mexico	0.38	
On Base Percentage (150 ranked)	Khalil Walker	29	1	0.506	Corey Collins, Georgia	0.598	Khalil Walker, New Mexico	0.506	
	Tye Wood	59	2	0.492					
	Reed Spenrath	127	4	0.472					
Pitching Appearances (112 ranked)					Hunter Holmes, Wichita St. Ryan Mullan, LMU (CA)	32	Jadon Bercovich, San Diego St. Evan Miranda, San Diego St. Garvey Rumary, San Diego St.	23 23 23	
	Runs (142 ranked)	Will Asby Reed Spenrath	82 121	2 4	56 53	Lyle Miller-Green, Austin Peay	86	Jay Thomason, Air Force	61
	Runs Batted In (148 ranked)	Jake Holland Will Asby	79 148	2 4	57 52	Lyle Miller-Green, Austin Peay	86	Austin Kryszczuk, UNLV	64
Runs Batted In Per Game (150 ranked)	Jake Holland	10	1	1.46	Lyle Miller-Green, Austin Peay	1.69	Jake Holland, New Mexico	1.46	
Runs Per Game (146 ranked)	Will Asby	88	2	1.14	Lyle Miller-Green, Austin Peay	1.69	Jay Thomason, Air Force	1.24	
	Jake Holland	119	3	1.10					
	Reed Spenrath	146	5	1.08					
Sacrifice Bunts (107 ranked)	Konner Kinkade	107	2	6	Garrison Weiss, Prairie View	16	Ben Newton, Fresno St.	7	
	Khalil Walker	107	2	6					
Sacrifice Bunts Per Game (149 ranked)	Konner Kinkade	95	1	0.14	Garrison Weiss, Prairie View	0.34	Konner Kinkade, New Mexico	0.14	
	Khalil Walker	114	3	0.13					
Sacrifice Flies (80 ranked)	Jake Holland	10	1	7	Dallas Duarte, Hawaii Matt King, UTSA	10	Michael Ball, Nevada Triston Gray, Fresno St. Jake Holland, New Mexico	7 7 7	
	Will Asby	80	5	5					
Saves (571 ranked)	Brian McBroom	209	6	3	Mason Burns, Western Ky. Ethan Bates, Louisiana Tech	14	Tommy Hopfe, Fresno St. Doyle Gehring, Air Force	8 8	
	Wil Bannister	209	6	3					
	Wyatt Hardy	571	11	1					
	Justin Still	571	11	1					
	Josh Barnhouse	571	11	1					
	Jaren Jackson	571	11	1					
Slugging Percentage (250 ranked)	Jake Holland	18	1	0.801	Charlie Condon, Georgia	1.082	Jake Holland, New Mexico	0.801	
	Reed Spenrath	68	4	0.707					
Stolen Bases (132 ranked)	Tye Wood	76	2	19	Justin Sierra, FDU	41	Chase Spencer, Air Force	25	
Stolen Bases Per Game (148 ranked)	Tye Wood	76	2	0.41	Jackson Strong, Canisius	0.88	Chase Spencer, Air Force	0.51	
Strikeout-to-Walk Ratio (149 ranked)					Kyle Roche, Richmond	31.00	Austin Cates, UNLV	8.00	
Strikeouts (141 ranked)					Chase Burns, Wake Forest	156	Austin Cates, UNLV	104	
Strikeouts Per Nine Innings (150 ranked)					Hagen Smith, Arkansas	17.24	Austin Cates, UNLV	11.23	
Total Bases (142 ranked)	Reed Spenrath	82	3	133	Charlie Condon, Georgia	210	Jay Thomason, Air Force	140	
	Jake Holland	142	5	121					
Toughest to Strike Out (149 ranked)					Camden Janik, Illinois	20.9	Santino Panaro, UNLV	9.5	
Triples (107 ranked)	Reed Spenrath	30	2	4	Ethan Conrad, Marist	13	Robert Hamchuk, San Jose St.	5	
	Tye Wood	30	2	4					
Triples Per Game (150 ranked)	Tye Wood	49	2	0.09	Ethan Conrad, Marist	0.27	Robert Hamchuk, San Jose St.	0.10	
	Reed Spenrath	73	4	0.08					
Victories (93 ranked)					Michael Ross, Samford Matthew Matthijs, North Carolina	11	Seungmin Shim, Air Force Austin Cates, UNLV Ethan Ross, San Jose St.	6 6 6	
WHIP (150 ranked)					Brett Sears, Nebraska	0.81	Jason Doktorczyk, Nevada	1.20	
Walks Allowed Per Nine Innings (150 ranked)	Brett Russell	150	7	2.52	Kyle Roche, Richmond	0.24	Austin Cates, UNLV	1.40	

DOUBLE PLAYS IN ORDER

#	GM#	DATE	OPPONENT	PITCHER	SCORING	FIELDERS	INN	OUTS
1	1	Feb 16	vs Oregon State	BARNHOUSE	36 GDP	SPENRATH-WEISSENBORN	5	1
2	1	Feb 16	vs OregonState	STEINKAMP	643 GDP	WEISSENBORN-DIXON-SPENRATH	7	1
3	2	Feb 17	vs CSUB	LOPEZ	36 GDP	SPENRATH-WEISSENBORN	4	1
4	3	Feb 18	vs Minnesota	PURSER	643 GDP	WEISSENBORN-KINKADE-SPENRATH	2	0
5	3	Feb 18	vs Minnesota	STILL	363 GDP INT	SPENRATH-WEISSENBORN-SPENRATH	7	1
6	4	Feb 19	vs CSUB	BAKER-LIVINGS.	643 GDP	DIXON-KINKADE-OTT	4	1
7	5	Feb 22	S. Dakota St.	JACKSON	643 GDP	DIXON-KINKADE-SPENRATH	1	1
8	6	Feb 23	S. Dakota St.	LOPEZ	543 GDP	McALISTER-MANSY-SPENRATH	5	0
9	7	Feb 24	S. Dakota St.	BAKER-LIVINGS.	643 GDP	DIXON-KINKADE-SPENRATH	1	1
10	7	Feb 24	S. Dakota St.	BARNHOUSE	53 DP	McALISTER-SPENRATH	4	0
11	7	Feb 24	S. Dakota St.	PURSER	63 GDP	DIXON-SPENRATH	8	0
12	7	Feb 24	S. Dakota St.	STILL	463 GDP	KINKADE-DIXON-SPENRATH	9	0
13	10	Mar 02	Hofstra	BANNISTER	463 GDP	KINKADE-DIXON-SPENRATH	5	1
14	11	Mar 02	Hofstra	RUSSELL	63 GDP	DIXON-SPENRATH	3	1
15	13	Mar 05	TexasTech	CASTILLO	463 GDP	KINKADE-DIXON-SPENRATH	5	0
16	15	Mar 09	UNLV	RUSSELL	643 GDP	DIXON-KINKADE-SPENRATH	3	1
17	15	Mar 09	UNLV	BARNHOUSE	643 GDP	DIXON-MANSY-SPENRATH	9	1
18	17	Mar 12	at ArizonaState	PENGELLY	463 GDP	DIXON-WEISSENBORN-SPENRATH	3	0
19	17	Mar 12	at ArizonaState	STILL	463 GDP	DIXON-WEISSENBORN-SPENRATH	7	1
20	18	Mar 15	at Nevada	STILL	463 GDP	DIXON-WEISSENBORN-SPENRATH	4	0
21	20	Mar 17	at Nevada	BARNHOUSE	463 GDP	DIXON-WEISSENBORN-SPENRATH	7	1
22	21	Mar 19	New Mexico St.	RUSSELL	43 DP	DIXON-SPENRATH	4	1
23	21	Mar 19	New Mexico St.	STILL	643 DP	WEISSENBORN-DIXON-SPENRATH	6	1
24	22	Mar 22	San Jose State	LOPEZ, D.	643 GDP	WEISSENBORN-DIXON-SPENRATH	2	1
25	22	Mar 22	San Jose State	LOPEZ, D.	643 GDP	WEISSENBORN-DIXON-SPENRATH	4	1
26	22	Mar 22	San Jose State	STEINKAMP, A	643 GDP	WEISSENBORN-DIXON-SPENRATH	5	1
27	22	Mar 22	San Jose State	STEINKAMP, A	463 GDP	DIXON-WEISSENBORN-SPENRATH	6	1
28	24	Mar 23	San Jose State	CASTILLO, R.	463 GDP	KINKADE-DIXON-SPENRATH	7	1
29	25	Mar 28	at San Diego St.	JACKSON, J.	463 DP	McALISTER-DIXON-SPENRATH	6	0
30	27	Mar 29	at San Diego St.	CASTILLO, R.	463 GDP	McALISTER-DIXON-SPENRATH	1	0
31	31	Apr 9	at New Mexico St.	JACKSON, J.	36 DP	SPENRATH-DIXON	3	1
32	32	Apr 12	Fresno State	PENGELLY, D.	643 GDP	DIXON, D.-KINKADE, K.-SPENRATH, R.	3	1
33	32	Apr 12	Fresno State	STEINKAMP, A	643 GDP	DIXON, D.-KINKADE, K.-SPENRATH, R.	4	0
34	37	Apr 21	at Air Force	BANNISTER, W	463 DP	KINKADE, K.-DIXON, D.-SPENRATH, R.	7	1
35	39	Apr 23	at Texas Tech	STEINKAMP, A	643 GDP	WEISSENBORN-KINKADE, K.-SPENRATH, R.	5	0
36	41	Apr 27	San Diego State	RUSSELL, B.	543 GDP	MCALISTER, J-KINKADE, K.-SPENRATH, R.	4	1
37	43	Apr 30	at New Mexico St.	LOPEZ, D.	643 GDP	DIXON, D.-KINKADE, K.-SPENRATH, R.	2	1
38	43	Apr 30	at New Mexico St.	LOPEZ, D.	463 GDP	KINKADE, K.-DIXON, D.-SPENRATH, R.	4	1
39	44	May 03	at UNLV	STEINKAMP, A	463 GDP	KINKADE, K.-WEISSENBORN-SPENRATH, R.	5	1
40	46	May 05	at UNLV	LOPEZ, D.	5-4-3 GDP	CARRIS, A.-KINKADE, K.-SPENRATH, R.	4	1
41	46	May 05	at UNLV	LOPEZ, D.	4-6-3 GDP	KINKADE, K.-WEISSENBORN-SPENRATH, R.	5	0
42	47	May 10	Nevada	PENGELLY, D.	463 GDP	KINKADE, K.-WEISSENBORN-SPENRATH, R.	1	1
43	48	May 11	Nevada	RUSSELL, B.	643 GDP	WEISSENBORN-KINKADE, K.-SPENRATH, R.	1	1
44	48	May 11	Nevada	RUSSELL, B.	643 GDP	WEISSENBORN-KINKADE, K.-SPENRATH, R.	7	0
45	49	May 12	Nevada	BANNISTER, W	543 GDP	CARRIS, A.-DIXON, D.-SPENRATH, R.	8	0

STOLEN BASE ATTEMPTS IN ORDER

GM#	DATE	OPPONENT	RUNNER	BASE	RESULT	INN	OUTS	COUNT	SCORE	RATIO	FINAL
1	Feb 16	vs Oregon St.	WALKER, K.	2	CS	1	0	3-3	0-0	0-1	L, 6-15
4	Feb 19	vs CSUB	MCALISTER, J	2	SB	5	0	-	4-0	1-2	W, 6-2
4	Feb 19	vs CSUB	SMITH, K.	2	CS	6	2	1-0	6-0	1-3	W, 6-2
4	Feb 19	vs CSUB	MCALISTER, J	2	SB	7	1	-	6-0	2-4	W, 6-2
5	Feb 22	S. Dakota St.	WOOD, T.	2	SB	2	1	-	0-3	3-5	L, 5-11
6	Feb 23	S. Dakota St.	STEPHENS, S.	2	SB	7	1	-	8-9	4-6	W, 12-11
7	Feb 24	S. Dakota St.	MCALISTER, J	2	SB	6	1	-	3-6	5-7	W, 9-8
8	Feb 24	S. Dakota St.	STEPHENS, S.	2	SB	3	2	-	6-1	6-8	W, 13-2
8	Feb 24	S. Dakota St.	WOOD, T.	2	SB	5	0	-	7-2	7-9	W, 13-2
9	Mar 01	Hofstra	STEPHENS, S.	2	SB	5	0	-	2-3	8-10	L, 9-10
9	Mar 01	Hofstra	STEPHENS, S.	3	SB	5	0	-	2-3	9-11	L, 9-10
9	Mar 01	Hofstra	STEPHENS, S.	2	SB	8	0	-	6-10	10-12	L, 9-10
10	Mar 02	Hofstra	WOOD, T.	2	SB	8	2	-	12-14	11-13	L, 15-16
10	Mar 02	Hofstra	WALKER, K.	2	CS	9	2	1-0	14-14	11-14	L, 15-16
11	Mar 02	Hofstra	WOOD, T.	2	CS	4	0	-	4-6	11-15	W, 11-7
12	Mar 03	Hofstra	STEPHENS, S.	2	SB	2	2	-	2-0	12-16	W, 9-6
12	Mar 03	Hofstra	STEPHENS, S.	2	CS	7	1	-	9-5	12-17	W, 9-6
13	Mar 05	Texas Tech	WOOD, T.	2	SB	2	1	-	0-7	13-18	L, 8-11
13	Mar 05	Texas Tech	WOOD, T.	2	SB	3	1	-	4-7	14-19	L, 8-11
13	Mar 05	Texas Tech	STEPHENS, S.	2	SB	7	2	-	8-11	15-20	L, 8-11
13	Mar 05	Texas Tech	STEPHENS, S.	2	SB	9	2	-	8-11	16-21	L, 8-11
14	Mar 09	UNLV	SPENRATH, R.	2	SB	7	0	3-3	5-2	17-22	W, 7-6
15	Mar 09	UNLV	SMITH, K.	2	SB	1	1	-	5-3	18-23	W, 31-15
17	Mar 12	at Arizona St.	WOOD, T.	2	SB	4	1	-	2-3	19-24	W, 6-4
17	Mar 12	at Arizona St.	WALKER, K.	2	SB	5	2	-	3-3	20-25	W, 6-4
17	Mar 12	at Arizona St.	WOOD, T.	2	SB	8	1	-	6-3	21-26	W, 6-4
17	Mar 12	at Arizona St.	STEPHENS, S.	2	CS	9	1	-	6-4	21-27	W, 6-4
18	Mar 15	at Nevada	WOOD, T.	2	SB	2	0	-	0-0	22-28	L, 2-13
18	Mar 15	at Nevada	WOOD, T.	2	SB	4	0	-	1-5	23-29	L, 2-13
20	Mar 17	at Nevada	WOOD, T.	2	CS	5	0	-	8-7	23-30	W, 10-8
22	Mar 22	San Jose St.	SPENRATH, R.	2	SB	1	2	-	1-1	24-31	L, 13-16
24	Mar 23	San Jose St.	SPENRATH, R.	2	SB	2	2	-	6-3	25-32	W, 17-4
25	Mar 28	at San Diego St.	ASBY, W.	2	SB	4	2	-	0-0	26-33	W, 5-2
25	Mar 28	at San Diego St.	DIXON, D.	2	SB	6	1	-	5-0	27-34	W, 5-2
27	Mar 29	at San Diego St.	SPENRATH, R.	2	SB	4	1	3-3	0-6	28-35	L, 0-13
29	Apr 05	Sam Houston	WALKER, K.	2	CS	3	2	3-2	2-15	28-36	L 14-23
30	Apr 07	Sam Houston	STEPHENS, S.	2	CS	5	1	-	1-8	28-37	L 3-14
33	Apr 13	Fresno State	WOOD, T.	2	SB	3	0	-	5-4	29-38	L 19-23
34	Apr 14	Fresno State	WOOD, T.	2	SB	2	1	-	1-0	30-39	W 6-2
37	Apr 21	at Air Force	WOOD, T.	2	CS	2	1	-	0-0	30-40	W 6-5
38	Apr 21	at Air Force	ASBY, W.	2	CS	1	1	3-3	0-0	30-41	L 7-18
39	Apr 23	at Texas Tech	KINKADE, K.	2	SB	1	0	3-3	0-0	31-42	W 17-3
39	Apr 23	at Texas Tech	WOOD, T.	2	SB	2	0	-	0-1	32-43	W 17-3
39	Apr 23	at Texas Tech	WALKER, K.	2	SB	6	2	-	8-3	33-44	W 17-3
43	Apr 30	at New Mexico St.	WOOD, T.	2	SB	3	2	-	4-1	34-45	L 8-10
44	May 03	at UNLV	CARRIS, A.	2	SB	6	2	-	6-4	35-46	W 15-8
44	May 03	at UNLV	SPENRATH, R.	2	SB	7	2	-	8-4	36-47	W 15-8
45	May 04	at UNLV	WOOD, T.	2	SB	5	1	-	5-4	37-48	L 8-13
46	May 05	at UNLV	WOOD, T.	2	SB	6	2	-	4-2	38-49	W 14-2
47	May 10	Nevada	WOOD, T.	2	SB	2	2	-	0-0	39-50	W 16-0
47	May 10	Nevada	WOOD, T.	2	SB	3	2	-	5-0	40-51	W 16-0
47	May 10	Nevada	WOOD, T.	2	SB	6	0	-	5-0	41-52	W 16-0
49	May 12	Nevada	WOOD, T.	2	SB	6	1	-	5-3	42-53	W 11-5

LOBO HOME RUN TRACKER

NO.	PLAYER	GM#	DATE	OPPONENT	ON BASE	INN	OUTS	COUNT	SCORE	FINAL
1.	Jake Holland (1)	1	Feb 16	vs Oregon State	0	8	1	0-0	1-15	L, 6-15
2.	Josh McAlister (1)	2	Feb 17	vs CSU Bakersfield	0*	2	0	0-0	0-0	W, 4-3
3.	Will Asby (1)	2	Feb 17	vs CSU Bakersfield	0	2	0	3-1	1-0	W, 4-3
4.	Will Asby (2)	2	Feb 17	vs CSU Bakersfield	0	4	2	1-1	2-1	W, 4-3
5.	Will Asby (3)	8	Feb 24	South Dakota State	1	1	1	2-1	0-0	W, 13-2
6.	Gene Trujillo (1)	8	Feb 24	South Dakota State	1	7	0	1-1	11-2	W, 13-2
7.	Will Asby (4)	9	Mar 01	Hofstra	1	8	1	0-1	6-10	L, 9-10
8.	Kyle Smith (1)	10	Mar 02	Hofstra	1	6	0	3-2	7-8	L, 15-16
9.	Ethan Ott (1)	11	Mar 02	Hofstra	1	3	1	1-1	2-6	W, 11-7
10.	Jake Holland (2)	11	Mar 02	Hofstra	1	5	1	0-0	5-7	W, 11-7
11.	Tye Wood (1)	11	Mar 02	Hofstra	0	5	1	3-1	7-7	W, 11-7
12.	Jake Holland (3)	11	Mar 02	Hofstra	2	6	2	1-0	8-7	W, 11-7
13.	Jake Holland (4)	12	Mar 03	Hofstra	1	2	0	1-2	0-0	W, 9-6
14.	Tye Wood (2)	12	Mar 03	Hofstra	3#	4	2	0-1	3-2	W, 9-6
15.	Ethan Ott (2)	14	Mar 09	UNLV	0	2	1	0-0	0-1	W, 7-6
16.	Will Asby (5)	15	Mar 09	UNLV	3#	3	1	0-0	16-7	W, 31-15
17.	Kyle Smith (2)	15	Mar 09	UNLV	2	6	2	1-0	22-15	W, 31-15
18.	Reed Spenrath (1)	16	Mar 10	UNLV	2	6	1	1-2	2-4	W, 6-5
19.	Reed Spenrath (2)	17	Mar 12	at Arizona State	1	4	1	2-1	0-3	W, 6-4
20.	Devon Dixon (1)	17	Mar 12	at Arizona State	2	6	1	2-0	3-3	W, 6-4
21.	Reed Spenrath (3)	20	Mar 17	at Nevada	2	1	1	1-0	0-0	W, 10-8
22.	Jake Holland (5)	20	Mar 17	at Nevada	1	7	0	0-1	8-7	W, 10-8
23.	Will Asby (6)	21	Mar 19	New Mexico State	3#	3	2	3-1	3-5	W, 14-4
24.	Devon Dixon (2)	21	Mar 19	New Mexico State	0	4	2	1-1	9-3	W, 14-4
25.	Reed Spenrath (4)	21	Mar 19	New Mexico State	0	6	1	2-0	9-4	W, 14-4
26.	Jake Holland (6)	22	Mar 22	San Jose State	2	2	2	2-0	3-3	L, 13-16
27.	Will Asby (7)	23	Mar 23	San Jose State	0*	5	0	0-0	2-2	W, 7-5
28.	Jake Holland (7)	23	Mar 23	San Jose State	0*	7	0	0-0	3-4	W, 7-5
29.	Gene Trujillo (2)	24	Mar 23	San Jose State	0*	2	0	1-0	1-3	W, 17-4
30.	Jake Holland (8)	24	Mar 23	San Jose State	2	2	2	0-0	3-3	W, 17-4
31.	Josh McAlister (2)	24	Mar 23	San Jose State	1	5	2	1-2	12-4	W, 17-4
32.	Jake Holland (9)	24	Mar 23	San Jose State	2	6	1	0-0	14-4	W, 17-4
33.	Jake Holland (10)	26	Mar 29	at San Diego State	2	8	1	0-0	0-5	L, 6-8
34.	Reed Spenrath (5)	26	Mar 29	at San Diego State	0	8	1	0-0	3-5	L, 6-8
35.	Gene Trujillo (3)	29	April 5	Sam Houston	1	2	0	0-0	0-13	L, 14-23
36.	Josh McAlister (3)	29	April 5	Sam Houston	0	4	1	2-1	5-15	L, 14-23
37.	Reed Spenrath (6)	29	April 5	Sam Houston	1	6	1	2-1	11-21	L, 14-23
38.	Jake Holland (11)	33	Apr 13	Fresno State	1	6	0	3-2	9-6	L 19-23
39.	Jake Holland (12)	33	Apr 13	Fresno State	2	9	0	0-0	12-23	L 19-23
40.	Jake Holland (13)	34	Apr 14	Fresno State	0	1	2	2-0	0-0	W 6-2
41.	Reed Spenrath (7)	34	Apr 14	Fresno State	0	6	1	2-1	1-1	W 6-2
42.	Reed Spenrath (8)	36	April 19	at Air Force	0*	2	0	1-1	0-2	L 3-12
43.	Will Asby (8)	37	April 21	at Air Force	2	5	1	0-0	1-2	W 6-5
44.	Reed Spenrath (9)	38	April 21	at Air Force	0*	2	0	0-0	0-2	L 7-18
45.	Will Asby (9)	39	Apr 23	at Texas Tech	0	7	0	2-0	8-3	W 17-3
46.	Weissenborn (1)	39	Apr 23	at Texas Tech	0	8	1	2-2	9-3	W 17-3
47.	Khalil Walker (1)	39	Apr 23	at Texas Tech	0	8	1	1-2	10-3	W 17-3
48.	Will Asby (10)	39	Apr 23	at Texas Tech	3#	9	2	0-1	13-3	W 17-3
49.	Josh McAlister (4)	41	Apr 27	San Diego State	0	5	1	0-0	6-0	W 19-5
50.	Gene Trujillo (4)	41	Apr 27	San Diego State	2	8	1	0-1	16-0	W 19-5
51.	McAlister (5)	42	Apr 28	San Diego State	0	6	1	3-2	1-7	W 9-7
52.	Khalil Walker (2)	42	Apr 28	San Diego State	0	6	2	2-1	2-7	W 9-7
53.	Devon Dixon (3)	42	Apr 28	San Diego State	3#	9	1	1-0	5-7	W 9-7
54.	Kyle Smith (3)	43	Apr 30	at New Mexico State	3#	3	2	1-0	0-1	L 8-10
55.	Tye Wood (3)	44	May 03	at UNLV	0*	5	0	0-1	0-1	W 15-8
56.	Spennrath (10)	44	May 03	at UNLV	1	6	1	3-2	2-4	W 15-8
57.	Jake Holland (14)	44	May 03	at UNLV	1	7	1	0-2	6-4	W 15-8
58.	Weissenborn (2)	45	May 04	at UNLV	1	2	1	0-1	0-0	L 8-13
59.	Spennrath (11)	45	May 04	at UNLV	0	6	2	0-0	6-10	L 8-13
60.	Jake Holland (15)	46	May 05	at UNLV	0*	4	0	1-2	0-1	W 14-2
61.	Ethan Ott (3)	46	May 05	at UNLV	1	4	0	1-0	1-1	W 14-2
62.	Khalil Walker (3)	46	May 05	at UNLV	2	7	2	3-1	9-2	W 14-2
63.	Reed Spennrath (12)	47	May 10	Nevada	3#	3	2	0-1	0-0	W 16-0
64.	Reed Spennrath (13)	47	May 10	Nevada	3#	6	1	2-0	9-0	W 16-0
65.	Reed Spennrath (14)	47	May 10	Nevada	0*	8	0	2-0	16-0	W 16-0

* - Leadoff Home Run

- Grand Slam

MISCELLANEOUS HITTING

Multiple Hit Games	2	3	4	5+	Total
30 SPENRATH, Reed	18	3	2	-	23
12 ASBY, Will	7	8	3	-	18
15 WALKER, Khalil	12	3	1	1	17
18 HOLLAND, Jake	7	6	1	1	15
8 KINKADE, Konner	10	3	-	-	13
4 WOOD, Tye	9	3	-	-	12
2 WEISSENBORN, Chase	4	4	-	-	8
24 SMITH, Kyle	6	-	1	1	8
14 CARRIS, Akili	6	2	-	-	8
47 OTT, Ethan	6	2	-	-	8
11 STEPHENS, Sean	5	2	-	-	7
9 MCALISTER, Josh	5	2	-	-	7
3 DIXON, Devon	4	2	-	-	6
43 TRUJILLO, Gene	2	1	-	-	3
26 MANSY, Luke	-	1	-	-	1
TEAM	101	42	8	3	154

Multiple RBI Games	2	3	4	5+	Total
18 HOLLAND, Jake	5	4	-	4	13
12 ASBY, Will	6	1	3	2	12
30 SPENRATH, Reed	6	4	-	2	12
4 WOOD, Tye	8	1	1	-	10
14 CARRIS, Akili	5	3	-	-	8
8 KINKADE, Konner	4	2	1	-	7
11 STEPHENS, Sean	6	-	-	-	6
47 OTT, Ethan	2	2	1	-	5
2 WEISSENBORN, Chase	-	3	2	-	5
3 DIXON, Devon	3	-	2	-	5
43 TRUJILLO, Gene	2	2	-	-	4
24 SMITH, Kyle	1	-	1	2	4
9 MCALISTER, Josh	1	2	1	-	4
15 WALKER, Khalil	1	2	-	-	3
26 MANSY, Luke	1	-	-	-	1
TEAM	51	26	12	10	99

Hitting Streaks	Longest	Current
15 WALKER, Khalil	18	1
4 WOOD, Tye	12	-
30 SPENRATH, Reed	10	6
18 HOLLAND, Jake	10	8
47 OTT, Ethan	9	1
12 ASBY, Will	8	4
11 STEPHENS, Sean	7	-
3 DIXON, Devon	6	-
14 CARRIS, Akili	6	4
8 KINKADE, Konner	6	1
43 TRUJILLO, Gene	5	-
9 MCALISTER, Josh	4	-
2 WEISSENBORN, Chase	4	1
26 MANSY, Luke	3	-
24 SMITH, Kyle	3	-
10 MUNGUIA, Austin	1	-

Reached Base Streaks	Longest	Current
30 SPENRATH, Reed	31	31
18 HOLLAND, Jake	19	19
15 WALKER, Khalil	18	1
9 MCALISTER, Josh	14	-
12 ASBY, Will	13	13
4 WOOD, Tye	13	13
11 STEPHENS, Sean	12	-
3 DIXON, Devon	11	2
2 WEISSENBORN, Chase	10	1
47 OTT, Ethan	10	1
8 KINKADE, Konner	10	1
24 SMITH, Kyle	7	-
14 CARRIS, Akili	7	4
43 TRUJILLO, Gene	5	-
26 MANSY, Luke	5	-
10 MUNGUIA, Austin	1	-

LAST TIME VS. SAN JOSE STATE (MARCH 22-23)

Record: 2-1 Home: 2-1 Away: 0-0 MW: 2-1

Date	Opponent	Score	Player	avg	gp-gs	ab	r	h	2b	3b	hr	rbi	bb	hbp	so	sb-att
*3/22	SAN JOSE STATE	L 13-16	18 HOLLAND, Jake	.727	3-3	11	8	8	2	0	4	14	3	1	1	0-0
*3/23	SAN JOSE STATE	w 7-5	12 ASBY, Will	.571	3-3	14	6	8	1	1	1	4	2	0	3	0-0
*3/23	SAN JOSE STATE	w 17-4	11 STEPHENS, Sean	.286	3-2	7	0	2	0	0	0	3	1	2	1	0-0
			30 SPENRATH, Ree	.250	3-3	12	4	3	0	0	0	0	4	0	4	2-2
			14 CARRIS, Akili	.222	2-2	9	2	2	0	0	0	2	1	0	0	0-0
			24 SMITH, Kyle	.200	2-2	10	3	2	2	0	0	0	1	0	2	0-0
			3 DIXON, Devon	.091	3-3	11	2	1	0	0	0	2	2	0	3	0-0
			4 WOOD, Tye	.091	3-3	11	1	1	0	0	0	2	2	0	3	0-0
			2 WEISSENBORN,	.000	2-2	6	0	0	0	0	0	0	3	0	3	0-0

			9 MCALISTER, Josh	1.000	1-1	3	3	3	1	0	1	3	1	0	0	0-0
			43 TRUJILLO, Gene	1.000	1-1	2	3	2	0	0	1	2	2	0	0	0-0
			15 WALKER, Khalil	.667	3-1	3	3	2	0	0	0	1	1	0	0	0-0
			8 KINKADE, Konne	.333	2-1	3	2	1	0	0	0	0	1	1	2	0-0
Totals				.343	3	102	37	35	6	1	7	33	24	4	22	2-2
Opponents				.352	3	105	25	37	9	1	5	24	12	7	23	2-4

* = Conference game

LOB - Team (27), Opp (26). DPs turned - Team (5), Opp (4).

Player	era	w-l	app	gs	cg	sh	sv	ip	h	r	er	bb	so		
39 CASTILLO, Ryan	0.00	1-0	1	0	0	0	0	5.0	2	0	0	0	7		
33 PURSER, Daxton	3.60	0-0	1	1	0	0	0	5.0	3	2	2	3	1		
23 JACKSON, Jaren	6.75	1-0	1	0	0	0	0	4.0	7	3	3	2	7		
27 LOPEZ, David	13.50	0-0	1	1	0	0	0	4.0	7	6	6	2	1		

19 STILL, Justin	0.00	0-0	1	0	0	0	0	0.1	2	0	0	0	0		
40 BANNISTER, Wil	13.50	0-0	1	1	0	0	0	2.0	3	4	3	3	1		
35 STEINKAMP, Art	16.88	0-0	1	0	0	0	0	2.2	7	5	5	1	3		
34 BARNHOUSE, Jo	22.50	0-1	1	0	0	0	0	2.0	6	5	5	1	3		
Totals				8.64	2-1	3	3	0	0	25.0	37	25	24	12	23
Opponents				8.22	1-2	3	3	0	0	23.0	35	37	21	24	22

SBA/ATT - HOLLAND, J. (2-4), STEINKAMP, A (1-1), LOPEZ, D. (1-1), PURSER, D. (0-1), CASTILLO, R. (0-1).

Score by innings	1	2	3	4	5	6	7	8	9	Total
New Mexico	2	12	4	6	3	6	3	1	0	37
Opponents	4	2	2	1	4	2	5	1	4	25

Win-loss breakouts: Day 2-0; Night 0-1; vs Left 1-1; vs Right 1-0;
 1-run games 0-0; 2-run games 1-0; 5+run games 1-0; Extra inns 0-0; Shutouts 0-0.
 Current streak: Won 2; Longest winning streak: 2; Longest losing streak: 1.
 Attendance: Home 1317 (avg 439); Away 0 (avg 0); Total 1317 (avg 439).

LAST 10 GAMES

Record: 7-3 Home: 5-1 Away: 2-2 MW: 7-2

Date	Opponent	Score	Player	avg	gp-gs	ab	r	h	2b	3b	hr	rbi	bb	hbp	so	sb-att
*4/26	SAN DIEGO STATE	w 8-4	30 SPENRATH, Ree	.436	10-10	39	17	17	2	0	5	17	11	0	9	1-1
*4/27	SAN DIEGO STATE	w 19-5	15 WALKER, Khalil	.432	10-10	37	10	16	4	0	2	6	7	0	5	0-0
*4/28	SAN DIEGO STATE	w 9-7	2 WEISSENBORN,	.400	9-9	30	5	12	0	0	1	9	2	1	7	0-0
4/30	at New Mexico State	l 8-10	4 WOOD, Tye	.394	10-10	33	12	13	1	3	1	9	9	2	7	7-7
*5/3	at UNLV	w 15-8	12 ASBY, Will	.390	10-10	41	12	16	4	1	0	7	9	0	7	0-0
*5/4	at UNLV	l 8-13	14 CARRIS, Akili	.375	8-5	24	4	9	3	0	0	9	1	0	3	1-1
*5/5	at UNLV	w 14-2	18 HOLLAND, Jake	.361	9-9	36	10	13	0	1	2	11	4	3	6	0-0
*5/10	NEVADA	w 16-0	8 KINKADE, Konne	.209	10-10	43	9	9	1	0	0	4	3	1	8	0-0
*5/11	NEVADA	l 0-2	24 SMITH, Kyle	.190	8-6	21	7	4	0	0	1	4	4	1	6	0-0
*5/12	NEVADA	w 11-5	-----													
			47 OTT, Ethan	.500	8-4	18	7	9	2	0	2	7	2	0	4	0-0
			11 STEPHENS, Sean	.400	7-0	5	4	2	1	0	0	2	0	0	2	0-0
			43 TRUJILLO, Gene	.300	6-1	10	3	3	1	0	1	4	3	0	2	0-0
			9 MCALISTER, Josh	.200	6-5	15	4	3	0	0	2	4	4	0	6	0-0
			3 DIXON, Devon	.125	9-1	8	4	1	0	0	1	5	3	0	3	0-0
			10 MUNGUIA, Austi	.000	1-0	1	0	0	0	0	0	0	0	0	1	0-0
			48 NEIL, Andrew	.000	1-0	0	0	0	0	0	0	0	0	0	0	0-0
			Totals	.352	10	361	108	127	19	5	18	98	62	8	76	9-9
			Opponents	.268	10	340	56	91	18	4	7	49	37	7	71	4-5

* = Conference game

LOB - Team (83), Opp (74). DPs turned - Team (10), Opp (8). IBB - Team (1), MCALISTER, J 1. Picked off - KINKADE, K. 2.

Player	era	w-l	app	gs	cg	sh	sv	ip	h	r	er	bb	so
13 RUSSELL, Brett	3.32	1-2	3	3	0	0	0	19.0	17	11	7	5	13
31 PENGELLY, Dayn	4.15	1-0	3	3	0	0	0	17.1	17	8	8	10	23
27 LOPEZ, David	4.91	1-0	3	2	0	0	0	14.2	19	9	8	7	11

33 PURSER, Daxton	0.00	0-0	1	1	0	0	0	1.0	0	0	0	1	1
19 STILL, Justin	0.00	0-0	1	0	0	0	0	0.1	0	0	0	0	0
23 JACKSON, Jaren	3.12	1-0	6	0	0	0	0	8.2	8	4	3	2	9
34 BARNHOUSE, Jo	4.15	0-0	2	1	0	0	0	4.1	6	2	2	0	5
40 BANNISTER, Wil	4.91	1-0	5	0	0	0	0	7.1	8	4	4	2	2
35 STEINKAMP, Art	7.45	2-0	6	0	0	0	0	9.2	8	8	8	3	3
39 CASTILLO, Ryan	13.50	0-1	2	0	0	0	0	2.2	6	4	4	2	2
6 MCBROOM, Brian	13.50	0-0	1	0	0	0	0	0.2	1	1	1	1	0
48 NEIL, Andrew	18.00	0-0	1	0	0	0	0	1.0	1	5	2	4	2
Totals	4.88	7-3	10	10	0	1	0	86.2	91	56	47	37	71
Opponents	11.23	3-7	10	10	0	1	1	83.1	127	108	104	62	76

PB - Team (1), SMITH, K. 1. Pickoffs - Team (0), Opp (1). SBA/ATT - HOLLAND, J. (3-4), RUSSELL, B. (1-1), BANNISTER, W (1-1), PENGELLY, D. (0-1), BARNHOUSE, J (1-1), SMITH, K. (1-1), STEINKAMP, A (1-1).

Score by innings	1	2	3	4	5	6	7	8	9	Total
New Mexico	4	4	12	12	4	22	34	7	9	108
Opponents	1	8	4	1	18	4	7	4	9	56

Win-loss breakouts: Day 4-1; Night 3-2; vs Left 0-0; vs Right 7-3;
 1-run games 0-0; 2-run games 1-2; 5+run games 5-1; Extra inns 0-0; Shutouts 1-1.
 Current streak: Won 1; Longest winning streak: 3; Longest losing streak: 1.
 Attendance: Home 3457 (avg 576); Away 2551 (avg 637); Total 6008 (avg 600).

SINCE SNAPPING 8-GAME LOSING STREAK

Record: 11-5 Home: 7-1 Away: 4-4 MW: 9-4

Date	Opponent	Score	Player	avg	gp-gs	ab	r	h	2b	3b	hr	rbi	bb	hbp	so	sb-att
*4/14	FRESNO STATE	w 6-2	15 WALKER, Khalil	.453	16-16	53	16	24	6	0	3	7	11	1	7	1-1
4/16	CSU-PUEBLO	w 3-1	2 WEISSENBORN,	.412	10-10	34	7	14	0	0	2	13	3	2	7	0-0
*4/19	at Air Force	l 3-12	12 ASBY, Will	.409	16-16	66	19	27	5	1	3	19	10	1	9	0-1
*4/21	at Air Force	w 6-5	4 WOOD, Tye	.389	16-16	54	13	21	3	4	1	14	10	3	10	9-10
*4/21	at Air Force	l 7-18	30 SPENRATH, Ree	.375	16-16	64	22	24	4	0	8	23	13	0	17	1-1
4/23	at Texas Tech	w 17-3	18 HOLLAND, Jake	.362	14-14	58	16	21	1	1	3	13	6	3	10	0-0
*4/26	SAN DIEGO STATE	w 8-4	14 CARRIS, Akili	.350	13-10	40	6	14	3	0	0	11	1	0	6	1-1
*4/27	SAN DIEGO STATE	w 19-5	8 KINKADE, Konne	.242	16-16	66	14	16	2	0	0	6	4	3	8	1-1
*4/28	SAN DIEGO STATE	w 9-7	24 SMITH, Kyle	.211	13-11	38	10	8	0	0	1	7	7	2	6	0-0
4/30	at New Mexico State	l 8-10	-----													
*5/3	at UNLV	w 15-8	47 OTT, Ethan	.450	9-5	20	8	9	2	0	2	7	2	1	4	0-0
*5/4	at UNLV	l 8-13	11 STEPHENS, Sean	.400	10-0	5	5	2	1	0	0	2	1	0	2	0-0
*5/5	at UNLV	w 14-2	3 DIXON, Devon	.231	15-6	26	7	6	1	0	1	6	5	0	6	0-0
*5/10	NEVADA	w 16-0	9 MCALISTER, Josh	.217	8-6	23	4	5	0	0	2	4	4	0	8	0-0
*5/11	NEVADA	l 0-2	43 TRUJILLO, Gene	.200	9-2	15	3	3	1	0	1	4	4	0	6	0-0
*5/12	NEVADA	w 11-5	10 MUNGUIA, Austi	.000	1-0	1	0	0	0	0	0	0	0	0	1	0-0
			48 NEIL, Andrew	.000	1-0	0	0	0	0	0	0	0	0	0	0	0-0
			Totals	.345	16	563	150	194	29	6	27	136	81	16	107	13-15
			Opponents	.263	16	537	97	141	30	5	17	85	64	13	110	15-16

* = Conference game

LOB - Team (131), Opp (115). DPs turned - Team (12), Opp (13). IBB - Team (1),
MCALISTER, J 1. Picked off - KINKADE, K. 2.

Player	era	w-l	app	gs	cg	sh	sv	ip	h	r	er	bb	so
13 RUSSELL, Brett	3.24	2-2	4	4	0	0	0	25.0	21	13	9	7	16
31 PENGELLY, Dayn	4.22	1-1	4	4	0	0	0	21.1	20	12	10	15	27
35 STEINKAMP, Art	6.19	3-0	9	0	0	0	0	16.0	16	12	11	7	9
27 LOPEZ, David	6.93	2-1	5	4	0	0	0	24.2	32	21	19	9	18

33 PURSER, Daxton	0.00	0-0	1	1	0	0	0	1.0	0	0	0	1	1
34 BARNHOUSE, Jo	4.26	1-0	5	3	0	0	0	12.2	14	6	6	2	12
40 BANNISTER, Wil	4.40	1-0	9	0	0	0	3	14.1	10	7	7	6	7
23 JACKSON, Jaren	6.17	1-0	10	0	0	0	0	11.2	14	9	8	6	13
6 MCBROOM, Brian	9.00	0-0	4	0	0	0	0	3.0	2	3	3	3	0
39 CASTILLO, Ryan	13.50	0-1	2	0	0	0	0	2.2	6	4	4	2	2
48 NEIL, Andrew	13.50	0-0	2	0	0	0	0	2.0	2	6	3	4	3
19 STILL, Justin	13.50	0-0	3	0	0	0	0	1.1	2	2	2	2	1
29 HARDY, Wyatt	13.50	0-0	1	0	0	0	0	1.1	2	2	2	0	1
Totals	5.52	11-5	16	16	0	1	3	137.0	141	97	84	64	110
Opponents	9.45	5-11	16	16	0	1	1	133.1	194	150	140	81	107

PB - Team (1), SMITH, K. 1. Pickoffs - Team (0), Opp (1). SBA/ATT - HOLLAND, J.
(14-15), RUSSELL, B. (5-5), PENGELLY, D. (3-4), BARNHOUSE, J (3-3), JACKSON, J.
(2-2), BANNISTER, W (1-1), SMITH, K. (1-1), STEINKAMP, A (1-1).

Score by innings	1	2	3	4	5	6	7	8	9	Total
New Mexico	6	7	16	20	9	23	42	10	17	150
Opponents	6	15	8	7	20	5	17	7	12	97

Win-loss breakouts: Day 8-3; Night 3-2; vs Left 0-1; vs Right 11-4;
1-run games 1-0; 2-run games 2-2; 5+run games 6-3; Extra inns 0-0; Shutouts 1-1.
Current streak: Won 1; Longest winning streak: 4; Longest losing streak: 1.
Attendance: Home 4608 (avg 576); Away 6545 (avg 818); Total 11153 (avg 697).

2024 NEW MEXICO GAMES SUMMARY

Score by innings	1	2	3	4	5	6	7	8	9	EX	Total
New Mexico	28	44	61	53	40	63	71	32	37	1	430
Opponents	49	61	35	49	59	34	43	36	38	2	406

Record when ...

Overall	27-22	After 6 leading	23-6
Conference	16-11 trailing	3-16
Non-Conference	11-11 tied	1-0
Home games	18-10	After 7 leading	20-3
Away games	7-10 trailing	2-15
Neutral site	2-2 tied	0-2
Day games	21-12	After 8 leading	20-1
Night games	6-10 trailing	2-17
vs Left starter	3-6 tied	0-2
vs Right starter	24-16		
1-Run games	6-3	Hit 0 home runs	6-11
2-Run games	5-3	... 1 home run	4-7
5+Run games	10-13	... 2+ home runs	17-4
Extra innings	0-1		
Shutouts	1-2	Opponent 0 home runs	14-4
	 1 home run	9-5
	 2+ HRs	4-13
Scoring 0-2 runs	0-6		
..... 3-5 runs	3-5		
..... 6-9 runs	11-7	Made 0 errors	10-4
..... 10+ runs	13-4	... 1 error	11-7
		... 2+ errors	6-11
Opponent 0-2 runs	7-1		
..... 3-5 runs	11-1	Opp. made 0 errors	11-10
..... 6-9 runs	7-2 1 error	8-7
..... 10+ runs	2-18 2+ errors	8-5
Scored in 1st inning	9-3	Out-hit opponent	20-4
Opp. scored in 1st	8-13	Out-hit by opponent	6-17
Scores first	13-3	Hits are tied	1-1
Opp. scores first	14-19		

Record when team scores:

Runs	0	1	2	3	4	5	6	7	8	9	10+
W-L	0-2	0-1	0-3	1-3	1-0	1-2	5-2	2-1	1-3	3-1	13-4

Record when opponent scores:

Runs	0	1	2	3	4	5	6	7	8	9	10+
W-L	1-0	1-0	5-1	2-0	4-1	5-0	2-0	2-0	3-1	0-1	2-18

Record when leading after:

Inn.	1	2	3	4	5	6	7	8
W-L	6-1	10-3	15-6	15-5	18-6	23-6	20-3	20-1

Record when trailing after:

Inn.	1	2	3	4	5	6	7	8
W-L	6-11	8-17	9-14	8-15	7-16	3-16	2-15	2-17

Record when tied after:

Inn.	1	2	3	4	5	6	7	8
W-L	15-10	9-2	3-2	4-2	2-0	1-0	0-2	0-2

Current winning streak: 1

Longest winning streak: 4

Longest losing streak: 8

Home attendance : 13281 (26 dates avg = 510)

Away attendance : 21479 (21 dates avg = 1022)

Total attendance: 34760 (47 dates avg = 739)

2024 BATTING LEADERS

Hitting minimums - 1 Games 1 AB 2.0 AB/Game 1 TPA 2.0 TPA/Game
Pitching minimums - 1 Games 1.0 IP/Game

Batting avg		Slugging pct		On base pct	
1. 15 WALKER, Khalil	.404	1. 18 HOLLAND, Jake	.801	1. 15 WALKER, Khalil	.506
2. 18 HOLLAND, Jake	.384	2. 30 SPENRATH, Reed	.707	2. 4 WOOD, Tye	.492
3. 30 SPENRATH, Reed	.356	3. 12 ASBY, Will	.609	3. 30 SPENRATH, Reed	.472
4. 12 ASBY, Will	.344	4. 15 WALKER, Khalil	.541	4. 12 ASBY, Will	.438
5. 4 WOOD, Tye	.329	5. 4 WOOD, Tye	.497	5. 18 HOLLAND, Jake	.435
Runs scored		Hits		Runs batted in	
1. 12 ASBY, Will	56	1. 30 SPENRATH, Reed	67	1. 18 HOLLAND, Jake	57
2. 30 SPENRATH, Reed	53	2. 12 ASBY, Will	66	2. 12 ASBY, Will	52
3. 18 HOLLAND, Jake	43	3. 15 WALKER, Khalil	59	3. 30 SPENRATH, Reed	49
4. 4 WOOD, Tye	42	4. 18 HOLLAND, Jake	58	4. 4 WOOD, Tye	32
15 WALKER, Khalil	42	5. 4 WOOD, Tye	47	5. 2 tied at.....	27
Doubles		Triples		Home runs	
1. 12 ASBY, Will	17	1. 4 WOOD, Tye	4	1. 18 HOLLAND, Jake	15
2. 30 SPENRATH, Reed	16	30 SPENRATH, Reed	4	2. 30 SPENRATH, Reed	14
3. 18 HOLLAND, Jake	14	3. 12 ASBY, Will	2	3. 12 ASBY, Will	10
4. 15 WALKER, Khalil	11	11 STEPHENS, Sean	2	4. 9 MCALISTER, Josh	5
5. 2 tied at.....	8	18 HOLLAND, Jake	2	5. 2 tied at....	4
Total bases		Walks		Hit by pitch	
1. 30 SPENRATH, Reed	133	1. 30 SPENRATH, Reed	39	1. 4 WOOD, Tye	14
2. 18 HOLLAND, Jake	121	2. 4 WOOD, Tye	35	2. 8 KINKADE, Konner	8
3. 12 ASBY, Will	117	3. 12 ASBY, Will	30	24 SMITH, Kyle	8
4. 15 WALKER, Khalil	79	4. 15 WALKER, Khalil	29	4. 12 ASBY, Will	6
5. 4 WOOD, Tye	71	5. 3 DIXON, Devon	25	5. 2 tied at.....	5
Sac bunts		Sac flies		Stolen bases	
1. 8 KINKADE, Konner	6	1. 18 HOLLAND, Jake	7	1. 4 WOOD, Tye	19
15 WALKER, Khalil	6	2. 12 ASBY, Will	5	2. 11 STEPHENS, Sean	8
3. 9 MCALISTER, Josh	2	3. 4 WOOD, Tye	3	3. 30 SPENRATH, Reed	5
14 CARRIS, Akili	2	8 KINKADE, Konner	3	4. 9 MCALISTER, Josh	3
5. 3 tied at.....	1	5. 14 CARRIS, Akili	2	5. 15 WALKER, Khalil	2
Caught stealing		Steal attempts		Stolen base pct	
1. 11 STEPHENS, Sean	5	1. 4 WOOD, Tye	22	1. 30 SPENRATH, Reed	1.000
2. 4 WOOD, Tye	3	2. 11 STEPHENS, Sean	13	8 KINKADE, Konner	1.000
15 WALKER, Khalil	3	3. 30 SPENRATH, Reed	5	3 DIXON, Devon	1.000
4. 24 SMITH, Kyle	1	15 WALKER, Khalil	5	14 CARRIS, Akili	1.000
12 ASBY, Will	1	5. 9 MCALISTER, Josh	3	5. 4 WOOD, Tye	.864
Strikeouts		Grounded into DP		Total plate appearances	
1. 30 SPENRATH, Reed	52	1. 3 DIXON, Devon	6	1. 12 ASBY, Will	234
2. 3 DIXON, Devon	32	2. 18 HOLLAND, Jake	5	2. 30 SPENRATH, Reed	229
4 WOOD, Tye	32	3. 24 SMITH, Kyle	4	3. 4 WOOD, Tye	195
4. 18 HOLLAND, Jake	29	4 WOOD, Tye	4	4. 15 WALKER, Khalil	184
9 MCALISTER, Josh	29	5. 8 KINKADE, Konner	3	5. 18 HOLLAND, Jake	177
At bats		Games played		Game starts	
1. 12 ASBY, Will	192	1. 12 ASBY, Will	49	1. 30 SPENRATH, Reed	48
2. 30 SPENRATH, Reed	188	30 SPENRATH, Reed	49	2. 12 ASBY, Will	47
3. 18 HOLLAND, Jake	151	3. 3 DIXON, Devon	47	3. 4 WOOD, Tye	44
4. 15 WALKER, Khalil	146	4. 4 WOOD, Tye	46	4. 3 tied at.....	38
5. 4 WOOD, Tye	143	5. 15 WALKER, Khalil	45		
Games as sub					
1. 11 STEPHENS, Sean	16				
2. 43 TRUJILLO, Gene	15				
3. 3 DIXON, Devon	9				
4. 8 KINKADE, Konner	8				
24 SMITH, Kyle	8				

2024 PITCHING LEADERS

Hitting minimums - 1 Games 1 AB 2.0 AB/Game 1 TPA 2.0 TPA/Game
Pitching minimums - 1 Games 1.0 IP/Game

Earned run avg		Opposing bat avg		Won-loss pct	
1. 13 RUSSELL, Brett	6.12	1. 13 RUSSELL, Brett	.263	1. 27 LOPEZ, David	.667
2. 27 LOPEZ, David	7.63	2. 27 LOPEZ, David	.333	13 RUSSELL, Brett	.667
Wins		Losses		Saves	
1. 35 STEINKAMP, Arthur	4	1. 23 JACKSON, Jaren	5	1. 6 MCBROOM, Brian	3
13 RUSSELL, Brett	4	2. 31 PENGELLY, Dayne	4	40 BANNISTER, Wil	3
27 LOPEZ, David	4	3. 39 CASTILLO, Ryan	3	3. 4 tied at.....	1
31 PENGELLY, Dayne	4	4. 4 tied at.....	2		
5. 23 JACKSON, Jaren	3				
Innings pitched		Batters struck out		Appearances	
1. 27 LOPEZ, David	61.1	1. 31 PENGELLY, Dayne	52	1. 35 STEINKAMP, Arthur	21
2. 13 RUSSELL, Brett	50.0	2. 23 JACKSON, Jaren	44	23 JACKSON, Jaren	21
		3. 27 LOPEZ, David	42	3. 40 BANNISTER, Wil	20
		4. 13 RUSSELL, Brett	38	4. 6 MCBROOM, Brian	17
		5. 34 BARNHOUSE, Josh	34	34 BARNHOUSE, Josh	17
Games started		Games finished		Games in relief	
1. 27 LOPEZ, David	10	1. 40 BANNISTER, Wil	9	1. 35 STEINKAMP, Arthur	21
2. 31 PENGELLY, Dayne	9	2. 23 JACKSON, Jaren	8	2. 23 JACKSON, Jaren	19
3. 33 PURSER, Daxton	7	3. 6 MCBROOM, Brian	7	3. 6 MCBROOM, Brian	17
4. 13 RUSSELL, Brett	6	4. 34 BARNHOUSE, Josh	5	4. 40 BANNISTER, Wil	15
5. 40 BANNISTER, Wil	5	5. 2 tied at.....	4	5. 19 STILL, Justin	14
Wild pitches		Balks		Hit batters	
1. 31 PENGELLY, Dayne	11	1. 31 PENGELLY, Dayne	2	1. 33 PURSER, Daxton	8
2. 13 RUSSELL, Brett	7	33 PURSER, Daxton	2	2. 23 JACKSON, Jaren	7
3. 40 BANNISTER, Wil	5	3. 6 MCBROOM, Brian	1	3. 27 LOPEZ, David	6
27 LOPEZ, David	5	48 NEIL, Andrew	1	31 PENGELLY, Dayne	6
23 JACKSON, Jaren	5			5. 2 tied at.....	5
Intentional BB allowed		Runners picked off		Batters SO out looking	
		1. 33 PURSER, Daxton	1	1. 23 JACKSON, Jaren	16
		34 BARNHOUSE, Josh	1	2. 33 PURSER, Daxton	14
		40 BANNISTER, Wil	1	31 PENGELLY, Dayne	14
		13 RUSSELL, Brett	1	4. 27 LOPEZ, David	11
				34 BARNHOUSE, Josh	11
Sac bunts allowed		Sac flies allowed		Hits allowed	
1. 27 LOPEZ, David	4	1. 23 JACKSON, Jaren	4	1. 13 RUSSELL, Brett	52
2. 31 PENGELLY, Dayne	3	34 BARNHOUSE, Josh	4	2. 27 LOPEZ, David	87
3. 34 BARNHOUSE, Josh	2	3. 35 STEINKAMP, Arthur	3		
4. 3 tied at.....	1	4. 4 tied at.....	2		
Runs allowed		Earned runs allowed		Walks allowed	
1. 13 RUSSELL, Brett	40	1. 13 RUSSELL, Brett	34	1. 13 RUSSELL, Brett	14
2. 27 LOPEZ, David	58	2. 27 LOPEZ, David	52	2. 27 LOPEZ, David	25
Doubles allowed		Triples allowed		Home runs allowed	
1. 13 RUSSELL, Brett	13	1. 27 LOPEZ, David	1	1. 13 RUSSELL, Brett	7
2. 27 LOPEZ, David	21	2. 13 RUSSELL, Brett	2	2. 27 LOPEZ, David	8

2024 FIELDING LEADERS

Fielding pct		Chances		Putouts	
1. 26 MANSY, Luke	1.000	1. 30 SPENRATH, Reed	431	1. 30 SPENRATH, Reed	405
47 OTT, Ethan	1.000	2. 18 HOLLAND, Jake	284	2. 18 HOLLAND, Jake	252
43 TRUJILLO, Gene	1.000	3. 3 DIXON, Devon	189	3. 24 SMITH, Kyle	94
48 NEIL, Andrew	1.000	4. 8 KINKADE, Konner	159	15 WALKER, Khalil	94
5. 18 HOLLAND, Jake	.993	5. 24 SMITH, Kyle	100	5. 12 ASBY, Will	86
Assists		Errors		Fielding double plays	
1. 3 DIXON, Devon	123	1. 9 MCALISTER, Josh	10	1. 30 SPENRATH, Reed	44
2. 8 KINKADE, Konner	92	2. 3 DIXON, Devon	9	2. 3 DIXON, Devon	30
3. 2 WEISSENBORN, Chase	64	3. 4 WOOD, Tye	5	3. 8 KINKADE, Konner	22
4. 14 CARRIS, Akili	41	8 KINKADE, Konner	5	4. 2 WEISSENBORN, Chase	20
5. 9 MCALISTER, Josh	37	5. 30 SPENRATH, Reed	4	5. 9 MCALISTER, Josh	5
Stolen bases against		Caught stealing by		Steal attempts against	
1. 18 HOLLAND, Jake	37	1. 18 HOLLAND, Jake	6	1. 18 HOLLAND, Jake	43
2. 24 SMITH, Kyle	22	2. 33 PURSER, Daxton	4	2. 24 SMITH, Kyle	22
3. 13 RUSSELL, Brett	11	3. 5 tied at.....	1	3. 13 RUSSELL, Brett	11
4. 31 PENGELLY, Dayne	8			4. 31 PENGELLY, Dayne	9
5. 27 LOPEZ, David	7			33 PURSER, Daxton	9
Passed balls		Catchers interference			
1. 18 HOLLAND, Jake	3				
2. 24 SMITH, Kyle	1				

2024 STARTERS SUMMARY

Player	GS	Position										Batting Order										
		p	c	1b	2b	3b	ss	lf	cf	rf	of	dh	1st	2nd	3rd	4th	5th	6th	7th	8th	9th	
30 SPENRATH, Reed	48	.	.	48	39	6	2	1	.	.	
12 ASBY, Will	47	43	.	4	
4 WOOD, Tye	44	37	.	6	.	1	9	27	6	.	.	
3 DIXON, Devon	38	.	.	.	10	2	26	4	12	21	1	.	
15 WALKER, Khalil	38	10	28	16	2	20	
18 HOLLAND, Jake	38	.	36	2	.	.	2	2	.	.	.	
8 KINKADE, Konner	34	.	.	.	32	.	2	25	3	.	.	.	3	1	2
14 CARRIS, Akili	26	.	.	.	26	12	10	4	
24 SMITH, Kyle	25	.	13	12	2	1	4	2	14	1	.	.
9 MCALISTER, Josh	24	.	.	.	4	20	3	7	13	.	.	1
2 WEISSENBORN, Cha	23	23	1	.	.	.	1	14	7
11 STEPHENS, Sean	21	21	6	1	14
47 OTT, Ethan	20	.	.	1	19
27 LOPEZ, David	10	10
31 PENGELLY, Dayne	9	9
43 TRUJILLO, Gene	8	8
33 PURSER, Daxton	7	7
26 MANSY, Luke	7	.	.	.	3	1	3	1
13 RUSSELL, Brett	6	6
40 BANNISTER, Wil	5	5
34 BARNHOUSE, Josh	4	4
39 CASTILLO, Ryan	2	2
22 BAKER-LIVINGSTON	2	2
23 JACKSON, Jaren	2	2
48 NEIL, Andrew	1	1
29 HARDY, Wyatt	1	1

MONTH OF FEBRUARY

Record: 5-3 Home: 3-1 Away: 0-0 Neutral: 2-2 MW: 0-0

Date	Opponent	Score	Player	avg	gp-gs	ab	r	h	2b	3b	hr	rbi	bb	hbp	so	sb-att
2/16	vs #7 Oregon State	L 6-15	8 KINKADE, Konne	.400	8-5	20	6	8	1	0	0	7	5	0	4	0-0
2/17	vs CSU Bakersfield	w 4-3	11 STEPHENS, Sean	.375	7-7	24	3	9	1	2	0	4	6	0	1	2-3
2/18	vs Minnesota	L 2-11	4 WOOD, Tye	.375	7-6	16	7	6	1	0	0	2	7	3	4	2-2
2/19	vs CSU Bakersfield	w 6-2	12 ASBY, Will	.348	8-6	23	4	8	1	0	3	9	6	0	2	0-0
2/22	SOUTH DAKOTA STATE	L 5-11	47 OTT, Ethan	.316	5-5	19	1	6	1	0	0	5	4	0	8	0-0
2/23	SOUTH DAKOTA STATE	w 12-11	18 HOLLAND, Jake	.278	5-5	18	3	5	3	0	1	3	1	1	3	0-0
2/24	SOUTH DAKOTA STATE	w 9-8	15 WALKER, Khalil	.263	7-5	19	6	5	1	0	0	2	8	0	5	0-1
2/24	SOUTH DAKOTA STATE	w 13-2	9 MCALISTER, Josh	.258	8-8	31	6	8	0	0	1	3	3	1	6	3-3
			30 SPENRATH, Ree	.222	8-7	27	4	6	2	1	0	5	7	0	8	0-0
			3 DIXON, Devon	.192	7-7	26	5	5	1	0	0	2	0	1	9	0-0

			26 MANSY, Luke	.333	6-3	15	4	5	1	0	0	2	3	0	2	0-0
			24 SMITH, Kyle	.333	5-4	15	5	5	2	0	0	2	3	2	4	0-1
			43 TRUJILLO, Gene	.333	3-0	3	1	1	0	0	1	2	0	0	2	0-0
			2 WEISSENBORN,	.167	4-4	12	0	2	2	0	0	3	0	0	5	0-0
			48 NEIL, Andrew	.000	2-0	0	2	0	0	0	0	0	0	0	0	0-0
			10 MUNGUIA, Austi	.000	1-0	0	0	0	0	0	0	0	0	0	0	0-0
Totals				.295	8	268	57	79	17	3	6	51	53	8	63	7-10
Opponents				.333	8	285	63	95	24	4	16	57	25	10	70	8-9

* = Conference game

LOB - Team (81), Opp (59). DPs turned - Team (12), Opp (7). IBB - Team (1), MCALISTER, J 1. Picked off - STEPHENS, S. 1.

Player	era	w-l	app	gs	cg	sh	sv	ip	h	r	er	bb	so		
27 LOPEZ, David	7.45	1-0	2	2	0	0	0	9.2	15	9	8	4	7		

19 STILL, Justin	0.00	1-0	2	0	0	0	0	4.0	1	0	0	2	3		
17 MOGEN, Cristian	0.00	1-0	1	0	0	0	0	2.0	2	0	0	0	0		
35 STEINKAMP, Art	2.08	0-0	2	0	0	0	0	4.1	5	2	1	1	2		
22 BAKER-LIVINGS	3.00	0-0	2	2	0	0	0	6.0	6	2	2	1	8		
33 PURSER, Daxton	3.38	0-0	2	0	0	0	0	5.1	3	2	2	3	5		
40 BANNISTER, Wil	3.52	1-0	2	1	0	0	0	7.2	10	3	3	2	5		
29 HARDY, Wyatt	3.60	0-0	2	0	0	0	1	5.0	5	2	2	0	7		
13 RUSSELL, Brett	3.60	0-0	1	0	0	0	0	5.0	2	4	2	0	8		
6 MCBROOM, Brian	5.40	1-0	2	0	0	0	1	3.1	4	2	2	0	5		
38 LEHMBECK, Blak	9.00	0-0	1	0	0	0	0	1.0	3	1	1	0	2		
34 BARNHOUSE, Jo	13.50	0-0	2	0	0	0	0	6.0	14	11	9	4	7		
23 JACKSON, Jaren	18.41	0-2	2	2	0	0	0	7.1	18	15	15	3	10		
31 PENGELLY, Dayn	54.00	0-1	1	1	0	0	0	1.0	5	6	6	3	1		
39 CASTILLO, Ryan	81.00	0-0	1	0	0	0	0	0.1	2	4	3	2	0		
Totals				7.41	5-3	8	8	0	2	68.0	95	63	56	25	70
Opponents				6.34	3-5	8	8	0	1	65.1	79	57	46	53	63

PB - Team (2), HOLLAND, J. 2, Opp (2). Pickoffs - Team (0), Opp (1). SBA/ATT - SMITH, K. (6-6), LOPEZ, D. (4-4), HOLLAND, J. (2-3), JACKSON, J. (1-2), STEINKAMP, A (2-2), BARNHOUSE, J (1-1).

Score by innings	1	2	3	4	5	6	7	8	9	Total
New Mexico	3	5	5	11	5	3	12	7	6	57
Opponents	7	11	5	10	16	4	5	1	4	63

Win-loss breakouts: Day 4-2; Night 1-1; vs Left 1-0; vs Right 4-3;
 1-run games 3-0; 2-run games 0-0; 5+run games 1-3; Extra inns 0-0; Shutouts 0-0.
 Current streak: Won 3; Longest winning streak: 3; Longest losing streak: 1.
 Attendance: Home 1412 (avg 470); Away 4263 (avg 1065); Total 5675 (avg 810).

MONTH OF MARCH

Record: 11-8 Home: 8-4 Away: 3-4 MW: 7-5

Date	Opponent	Score	Player	avg	gp-gs	ab	r	h	2b	3b	hr	rbi	bb	hbp	so	sb-att
3/1	HOFSTRA	L 9-10	18 HOLLAND, Jake	.418	15-14	55	18	23	8	0	9	30	5	1	13	0-0
3/2	HOFSTRA	L 15-16	30 SPENRATH, Ree	.360	19-19	75	20	27	6	2	5	17	17	1	20	4-4
3/2	HOFSTRA	w 11-7	15 WALKER, Khalil	.356	17-14	59	17	21	2	0	0	8	8	0	9	1-2
3/3	HOFSTRA	w 9-6	24 SMITH, Kyle	.333	11-8	39	11	13	5	0	2	14	5	2	7	1-1
3/5	#17 TEXAS TECH	L 8-11	12 ASBY, Will	.313	19-19	80	27	25	9	1	4	22	10	5	9	1-1
*3/9	UNLV	w 7-6	14 CARRIS, Akili	.311	13-12	45	11	14	5	0	0	14	4	0	11	0-0
*3/9	UNLV	w 31-15	11 STEPHENS, Sean	.304	16-11	46	8	14	0	0	0	7	6	4	11	6-9
*3/10	UNLV	w 6-5	4 WOOD, Tye	.294	17-16	51	17	15	3	0	2	12	16	6	13	7-9
3/12	at Arizona State	w 6-4	3 DIXON, Devon	.262	19-19	65	14	17	4	0	2	14	16	1	13	1-1
*3/15	at Nevada	L 2-13	-----													
*3/16	at Nevada	L 3-4	43 TRUJILLO, Gene	.556	5-3	9	6	5	1	0	1	3	3	1	1	0-0
*3/17	at Nevada	w 10-8	10 MUNGUIA, Austi	.500	2-0	2	0	1	0	0	0	0	0	0	0	0-0
3/19	NEW MEXICO STATE	w 14-4	9 MCALISTER, Josh	.400	7-6	20	7	8	3	1	1	7	5	0	5	0-0
*3/22	SAN JOSE STATE	L 13-16	47 OTT, Ethan	.333	9-8	27	9	9	3	0	2	8	6	3	10	0-0
*3/23	SAN JOSE STATE	w 7-5	2 WEISSENBORN,	.323	9-9	31	2	10	1	0	0	4	4	0	7	0-0
*3/23	SAN JOSE STATE	w 17-4	8 KINKADE, Konne	.265	13-9	34	8	9	1	0	0	8	4	5	9	0-0
*3/28	at San Diego State	w 5-2	26 MANSY, Luke	.067	7-4	15	4	1	0	0	0	1	9	0	3	0-0
*3/29	at San Diego State	L 6-8	Totals	.325	19	653	179	212	51	4	28	169	118	29	141	21-27
*3/29	at San Diego State	L 0-13	Opponents	.334	19	680	157	227	56	5	18	145	90	30	136	22-28

* = Conference game

LOB - Team (167), Opp (181). DPs turned - Team (18), Opp (14). IBB - Team (1), SPENRATH, R. 1. Picked off - WALKER, K. 2, WEISSENBORN 1, WOOD, T. 1, STEPHENS, S. 1.

Player	era	w-l	app	gs	cg	sh	sv	ip	h	r	er	bb	so
33 PURSER, Daxton	5.32	0-1	6	5	0	0	0	22.0	21	16	13	17	18
27 LOPEZ, David	7.23	1-1	5	4	0	0	0	23.2	32	22	19	8	15

31 PENGELLY, Dayn	3.71	3-0	4	2	0	0	0	17.0	21	7	7	10	21
19 STILL, Justin	4.70	0-0	7	0	0	0	1	7.2	10	6	4	9	7
23 JACKSON, Jaren	5.87	2-2	5	0	0	0	1	15.1	22	11	10	7	15
39 CASTILLO, Ryan	6.43	1-1	4	1	0	0	0	14.0	19	11	10	1	17
34 BARNHOUSE, Jo	7.50	1-1	7	0	0	0	1	12.0	13	10	10	6	14
40 BANNISTER, Wil	9.53	0-0	5	4	0	0	0	17.0	32	19	18	9	9
35 STEINKAMP, Art	10.38	1-1	7	0	0	0	0	13.0	20	16	15	6	7
13 RUSSELL, Brett	14.40	2-0	4	1	0	0	0	10.0	16	16	16	6	6
6 MCBROOM, Brian	14.40	0-0	6	0	0	0	2	5.0	10	8	8	3	3
48 NEIL, Andrew	27.00	0-0	2	1	0	0	0	1.1	1	4	4	5	2
29 HARDY, Wyatt	49.50	0-1	3	1	0	0	0	2.0	10	11	11	3	2
Totals	8.16	11-8	19	19	0	0	5	160.0	227	157	145	90	136
Opponents	8.96	8-11	19	19	1	1	3	156.2	212	179	156	118	141

PB - Team (0), Opp (1). Pickoffs - Team (3), PURSER, D. 1, RUSSELL, B. 1, BARNHOUSE, J 1, Opp (5). SBA/ATT - HOLLAND, J. (14-18), SMITH, K. (8-8), PURSER, D. (1-5), RUSSELL, B. (4-4), CASTILLO, R. (2-3), PENGELLY, D. (3-3), LOPEZ, D. (3-3), BARNHOUSE, J (1-2), STEINKAMP, A (2-2), BANNISTER, W (2-2), STILL, J. (1-1), JACKSON, J. (1-1), HARDY, W. (1-1), NEIL, A. (1-1).

Score by innings	1	2	3	4	5	6	7	8	9	EX	Total
New Mexico	17	30	28	18	22	30	15	14	4	1	179
Opponents	32	15	13	25	10	15	16	20	9	2	157

Win-loss breakouts: Day 9-5; Night 2-3; vs Left 2-2; vs Right 9-6; 1-run games 2-3; 2-run games 3-1; 5+run games 3-2; Extra inns 0-1; Shutouts 0-1. Current streak: Lost 2; Longest winning streak: 4; Longest losing streak: 2. Attendance: Home 5395 (avg 490); Away 7099 (avg 1014); Total 12494 (avg 694).

MONTH OF APRIL

Record: 7-9 Home: 5-4 Away: 2-5 MW: 5-4

Date	Opponent	Score	Player	avg	gp-gs	ab	r	h	2b	3b	hr	rbi	bb	hbp	so	sb-att
4/2	at Arizona	L 1-9	15 WALKER, Khalil	.578	15-13	45	14	26	6	0	2	5	10	2	4	1-2
4/5	SAM HOUSTON	L 14-23	30 SPENRATH, Ree	.371	16-16	62	19	23	8	1	4	13	9	1	20	0-0
4/7	SAM HOUSTON	L 3-14	12 ASBY, Will	.369	16-16	65	15	24	4	1	3	16	9	1	8	0-1
4/9	at New Mexico State	L 2-10	18 HOLLAND, Jake	.352	13-13	54	15	19	3	1	3	15	5	1	10	0-0
*4/12	FRESNO STATE	L 5-10	8 KINKADE, Konne	.328	15-14	61	11	20	4	0	0	11	4	2	3	1-1
*4/13	FRESNO STATE	L 19-23	4 WOOD, Tye	.322	16-16	59	9	19	3	2	0	14	7	3	13	4-5
*4/14	FRESNO STATE	w 6-2	14 CARRIS, Akili	.303	11-9	33	7	10	0	0	0	4	2	0	7	0-0
4/16	CSU-PUEBLO	w 3-1	24 SMITH, Kyle	.263	13-11	38	11	10	1	0	1	7	7	4	4	0-0
*4/19	at Air Force	L 3-12	9 MCALISTER, Josh	.220	11-9	41	5	9	0	0	3	7	4	0	17	0-0
*4/21	at Air Force	w 6-5	3 DIXON, Devon	.209	16-12	43	10	9	2	1	1	7	7	0	10	0-0
*4/21	at Air Force	L 7-18	-----													
4/23	at Texas Tech	w 17-3	2 WEISSENBORN,	.417	4-4	12	3	5	0	0	1	8	2	2	4	0-0
*4/26	SAN DIEGO STATE	w 8-4	47 OTT, Ethan	.308	8-3	13	2	4	0	0	0	2	1	1	2	0-0
*4/27	SAN DIEGO STATE	w 19-5	43 TRUJILLO, Gene	.296	12-5	27	6	8	2	0	2	8	4	0	10	0-0
*4/28	SAN DIEGO STATE	w 9-7	11 STEPHENS, Sean	.167	10-3	12	3	2	1	0	0	2	1	1	3	0-1
4/30	at New Mexico State	L 8-10	10 MUNGUIA, Austi	.000	3-0	2	0	0	0	0	0	0	0	0	2	0-0
			26 MANSY, Luke	.000	1-0	1	0	0	0	0	0	0	0	0	0	0-0
			48 NEIL, Andrew	.000	1-0	0	0	0	0	0	0	0	0	0	0	0-0
Totals				.331	16	568	130	188	34	6	20	119	72	18	117	6-10
Opponents				.316	16	586	156	185	38	12	25	140	86	18	115	28-30

* = Conference game

LOB - Team (136), Opp (129). DPs turned - Team (8), Opp (13). IBB - Team (1), MCALISTER, J 1.

Player	era	w-l	app	gs	cg	sh	sv	ip	h	r	er	bb	so			
40 BANNISTER, Wil	1.96	1-0	11	0	0	0	3	18.1	6	5	4	8	12			
13 RUSSELL, Brett	3.52	2-0	7	3	0	0	0	23.0	20	9	9	4	18			
27 LOPEZ, David	10.70	1-1	4	2	0	0	0	17.2	27	22	21	9	12			

6 MCBROOM, Brian	7.36	0-0	9	0	0	0	0	7.1	6	6	6	5	3			
34 BARNHOUSE, Jo	7.63	1-1	7	4	0	0	0	15.1	21	13	13	6	12			
35 STEINKAMP, Art	9.69	1-0	9	0	0	0	0	13.0	22	16	14	7	8			
31 PENGELLY, Dayn	10.43	0-3	4	4	0	0	0	14.2	28	26	17	11	16			
23 JACKSON, Jaren	11.08	1-1	11	0	0	0	0	13.0	22	18	16	12	14			
33 PURSER, Daxton	13.50	0-1	2	2	0	0	0	4.2	8	7	7	6	10			
48 NEIL, Andrew	13.50	0-0	3	0	0	0	0	2.2	2	7	4	8	3			
38 LEHMBECK, Blak	18.00	0-0	1	0	0	0	0	1.0	3	2	2	1	0			
39 CASTILLO, Ryan	27.00	0-2	3	1	0	0	0	3.2	10	11	11	2	3			
29 HARDY, Wyatt	31.50	0-0	3	0	0	0	0	2.0	6	7	7	1	3			
19 STILL, Justin	33.75	0-0	4	0	0	0	0	1.1	4	5	5	4	1			
41 ROMERO, Blane	54.00	0-0	1	0	0	0	0	0.1	0	2	2	2	0			
Totals				8.93	7-9	16	16	0	0	3	138.0	185	156	137	86	115
Opponents				8.06	9-7	16	16	0	0	2	137.1	188	130	123	72	117

PB - Team (2), SMITH, K. 1, HOLLAND, J. 1. Pickoffs - Team (1), BANNISTER, W 1. SBA/ATT - HOLLAND, J. (20-21), SMITH, K. (8-8), PENGELLY, D. (5-6), RUSSELL, B. (6-6), BARNHOUSE, J (4-4), PURSER, D. (4-4), JACKSON, J. (4-4), BANNISTER, W (1-2), STEINKAMP, A (1-1), CASTILLO, R. (1-1), MCBROOM, B. (1-1), NEIL, A. (1-1).

Score by innings	1	2	3	4	5	6	7	8	9	Total
New Mexico	8	7	23	17	11	10	22	10	22	130
Opponents	10	30	15	13	21	14	19	11	23	156

Win-loss breakouts: Day 6-4; Night 1-5; vs Left 0-4; vs Right 7-5;
 1-run games 1-0; 2-run games 2-1; 5+run games 2-7; Extra inns 0-0; Shutouts 0-0.
 Current streak: Lost 1; Longest winning streak: 4; Longest losing streak: 6.
 Attendance: Home 4645 (avg 516): Away 8479 (avg 1211): Total 13124 (avg 820).

MONTH OF MAY

Record: 4-2 Home: 2-1 Away: 2-1 MW: 4-2

Date	Opponent	Score	Player	avg	gp-gs	ab	r	h	2b	3b	hr	rbi	bb	hbp	so	sb-att
*5/3	at UNLV	w 15-8	47 OTT, Ethan	.500	5-4	16	6	8	2	0	2	7	1	0	3	0-0
*5/4	at UNLV	l 8-13	18 HOLLAND, Jake	.458	6-6	24	7	11	0	1	2	9	3	2	3	0-0
*5/5	at UNLV	w 14-2	30 SPENRATH, Ree	.458	6-6	24	10	11	0	0	5	14	6	0	4	1-1
*5/10	NEVADA	w 16-0	4 WOOD, Tye	.412	6-6	17	9	7	0	2	1	4	5	2	2	6-6
*5/11	NEVADA	l 0-2	2 WEISSENBORN,	.409	6-6	22	4	9	0	0	1	5	1	0	3	0-0
*5/12	NEVADA	w 11-5	12 ASBY, Will	.375	6-6	24	10	9	3	0	0	5	5	0	7	0-0
			14 CARRIS, Akili	.348	6-5	23	3	8	3	0	0	9	0	0	3	1-1
			15 WALKER, Khalil	.304	6-6	23	5	7	2	0	1	4	3	0	3	0-0
			8 KINKADE, Konne	.231	6-6	26	6	6	1	0	0	1	1	1	7	0-0

			11 STEPHENS, Sean	.250	4-0	4	2	1	0	0	0	0	0	0	2	0-0
			24 SMITH, Kyle	.100	4-2	10	1	1	0	0	0	0	0	0	4	0-0
			43 TRUJILLO, Gene	.000	3-0	4	0	0	0	0	0	0	0	0	1	0-0
			9 MCALISTER, Josh	.000	2-1	1	0	0	0	0	0	0	0	0	1	0-0
			3 DIXON, Devon	.000	5-0	1	1	0	0	0	0	1	2	0	0	0-0
			48 NEIL, Andrew	.000	1-0	0	0	0	0	0	0	0	0	0	0	0-0
Totals				.356	6	219	64	78	11	3	12	59	27	5	43	8-8
Opponents				.281	6	203	30	57	12	2	4	28	16	2	40	1-1

* = Conference game

LOB - Team (42), Opp (41). DPs turned - Team (7), Opp (6). Picked off - KINKADE, K. 2.

Player	era	w-l	app	gs	cg	sh	sv	ip	h	r	er	bb	so			
31 PENGELLY, Dayn	3.18	1-0	2	2	0	0	0	11.1	11	4	4	6	14			
27 LOPEZ, David	3.48	1-0	2	2	0	0	0	10.1	13	5	4	4	8			
35 STEINKAMP, Art	4.05	2-0	3	0	0	0	0	6.2	5	3	3	0	3			
13 RUSSELL, Brett	5.25	0-2	2	2	0	0	0	12.0	14	11	7	4	6			

34 BARNHOUSE, Jo	0.00	0-0	1	0	0	0	0	1.0	0	0	0	0	1			
19 STILL, Justin	0.00	0-0	1	0	0	0	0	0.1	0	0	0	0	0			
23 JACKSON, Jaren	2.25	0-0	3	0	0	0	0	4.0	2	1	1	0	5			
40 BANNISTER, Wil	7.36	0-0	2	0	0	0	0	3.2	6	3	3	1	1			
39 CASTILLO, Ryan	16.20	0-0	1	0	0	0	0	1.2	6	3	3	1	2			
Totals				4.41	4-2	6	6	0	1	0	51.0	57	30	25	16	40
Opponents				10.98	2-4	6	6	0	1	1	50.0	78	64	61	27	43

Pickoffs - Team (0), Opp (1). SBA/ATT - HOLLAND, J. (1-1), RUSSELL, B. (1-1).

Score by innings	1	2	3	4	5	6	7	8	9	Total
New Mexico	0	2	5	7	2	20	22	1	5	64
Opponents	0	5	2	1	12	1	3	4	2	30

Win-loss breakouts: Day 2-1; Night 2-1; vs Left 0-0; vs Right 4-2;
 1-run games 0-0; 2-run games 0-1; 5+run games 4-1; Extra inns 0-0; Shutouts 1-1.
 Current streak: Won 1; Longest winning streak: 2; Longest losing streak: 1.
 Attendance: Home 1829 (avg 609); Away 1638 (avg 546); Total 3467 (avg 577).

2024 TEAM SINGLE-GAME HIGHS

Batting

At bats:	50	-	vs UNLV (Mar 09, 2024)
Runs scored:	31	-	vs UNLV (Mar 09, 2024)
Hits:	29	-	vs UNLV (Mar 09, 2024)
RBI:	28	-	vs UNLV (Mar 09, 2024)
Doubles:	6	-	vs Hofstra (Mar 01, 2024)
	6	-	vs UNLV (Mar 09, 2024)
	6	-	vs Sam Houston (Apr 05, 2024)
Triples:	2	-	at Nevada (Mar 16, 2024)
Home runs:	4	-	vs Hofstra (Mar 02, 2024)
	4	-	vs San Jose State (Mar 23, 2024)
	4	-	at Texas Tech (Apr 23, 2024)
Total bases:	39	-	vs UNLV (Mar 09, 2024)
Walks:	17	-	vs Hofstra (Mar 02, 2024)
Strikeouts:	14	-	at Arizona State (Mar 12, 2024)
	14	-	at UNLV (May 03, 2024)
Sac hits:	2	-	at Nevada (Mar 16, 2024)
	2	-	vs Fresno State (Apr 14, 2024)
	2	-	at Air Force (Apr 21, 2024)
Sac flies:	3	-	vs UNLV (Mar 09, 2024)
Stolen bases:	4	-	vs Texas Tech (Mar 05, 2024)
Hit by pitch:	4	-	vs South Dakota State (Feb 24, 2024)
	4	-	vs Hofstra (Mar 02, 2024)
	4	-	vs UNLV (Mar 09, 2024)
Caught stealing:	1	-	(13 times)
Runners LOB:	16	-	vs South Dakota State (Feb 23, 2024)
	16	-	vs UNLV (Mar 09, 2024)
Hit into DP:	3	-	vs South Dakota State (Feb 24, 2024)

Fielding

Putouts:	30	-	vs Hofstra (Mar 02, 2024)
Assists:	18	-	vs Nevada (May 11, 2024)
Errors:	4	-	vs Sam Houston (Apr 07, 2024)
Passed balls:	1	-	(4 times)
DPs turned:	4	-	vs South Dakota State (Feb 24, 2024)
	4	-	vs San Jose State (Mar 22, 2024)

Pitching

Innings pitched:	10.0	-	vs Hofstra (Mar 02, 2024)
Runs allowed:	23	-	vs Sam Houston (Apr 05, 2024)
	23	-	vs Fresno State (Apr 13, 2024)
Earned runs:	23	-	vs Fresno State (Apr 13, 2024)
Walks allowed:	10	-	vs Sam Houston (Apr 05, 2024)
	10	-	vs Sam Houston (Apr 07, 2024)
	10	-	at Air Force (Apr 19, 2024)
Strikeouts:	14	-	vs South Dakota State (Feb 22, 2024)
	14	-	vs Nevada (May 10, 2024)
Hits allowed:	26	-	vs Fresno State (Apr 13, 2024)
Doubles allowed:	6	-	(4 times)
Wild pitches:	4	-	vs UNLV (Mar 09, 2024)
Hit batters:	4	-	vs Minnesota (Feb 18, 2024 at Surprise, Ariz.)
	4	-	vs Texas Tech (Mar 05, 2024)
	4	-	vs San Jose State (Mar 22, 2024)

2024 INDIVIDUAL SINGLE-GAME HIGHS

Batting

At bats:	7	-	MCALISTER, Josh vs Hofstra (Mar 02, 2024)
	7	-	SMITH, Kyle vs UNLV (Mar 09, 2024)
Runs scored:	5	-	WALKER, Khalil vs UNLV (Mar 09, 2024)
Hits:	5	-	WALKER, Khalil vs UNLV (Mar 09, 2024)
	5	-	SMITH, Kyle vs UNLV (Mar 09, 2024)
	5	-	HOLLAND, Jake vs Fresno State (Apr 13, 2024)
RBI:	9	-	ASBY, Will vs UNLV (Mar 09, 2024)
	9	-	SPENRATH, Reed vs Nevada (May 10, 2024)
Doubles:	3	-	SPENRATH, Reed vs Hofstra (Mar 01, 2024)
	3	-	ASBY, Will vs UNLV (Mar 09, 2024)
	3	-	HOLLAND, Jake at Nevada (Mar 17, 2024)
Triples:	2	-	SPENRATH, Reed at Nevada (Mar 16, 2024)
Home runs:	3	-	SPENRATH, Reed vs Nevada (May 10, 2024)
Total bases:	12	-	SPENRATH, Reed vs Nevada (May 10, 2024)
Walks:	4	-	SPENRATH, Reed vs Hofstra (Mar 02, 2024)
Strikeouts:	3	-	(19 times)
Sac hits:	2	-	WALKER, Khalil at Nevada (Mar 16, 2024)
Sac flies:	1	-	(27 times)
Stolen bases:	3	-	STEPHENS, Sean vs Hofstra (Mar 01, 2024)
	3	-	WOOD, Tye vs Nevada (May 10, 2024)
Hit by pitch:	2	-	KINKADE, Konner vs UNLV (Mar 09, 2024)
	2	-	STEPHENS, Sean vs San Jose State (Mar 23, 2024)
	2	-	SMITH, Kyle vs Fresno State (Apr 13, 2024)
Caught stealing:	1	-	(13 times)
Runners LOB:	7	-	SMITH, Kyle vs CSU Bakersfield (Feb 19, 2024 at Surprise, Ariz.)

Fielding

Putouts:	18	-	SPENRATH, Reed vs Nevada (May 11, 2024)
Assists:	9	-	DIXON, Devon vs Fresno State (Apr 12, 2024)
Errors:	2	-	MCALISTER, Josh at San Diego State (03-29-24)
	2	-	DIXON, Devon at Air Force (Apr 19, 2024)
	2	-	MCALISTER, Josh at New Mexico State (Apr 30, 2024)
Passed balls:	1	-	(4 times)

Pitching

Innings pitched:	7.0	-	(5 times)
Runs allowed:	12	-	PENGELLY, Dayne vs Sam Houston (Apr 05, 2024)
Earned runs:	9	-	LOPEZ, David at Air Force (Apr 21, 2024)
Walks allowed:	5	-	PURSER, Daxton vs Sam Houston (Apr 07, 2024)
	5	-	PENGELLY, Dayne at Air Force (Apr 19, 2024)
Strikeouts:	12	-	PENGELLY, Dayne vs Nevada (May 10, 2024)
Hits allowed:	11	-	LOPEZ, David vs South Dakota State (Feb 23, 2024)
	11	-	PENGELLY, Dayne vs Sam Houston (Apr 05, 2024)
Doubles allowed:	4	-	LOPEZ, David vs South Dakota State (Feb 23, 2024)
	4	-	PENGELLY, Dayne vs Sam Houston (Apr 05, 2024)
Triples allowed:	2	-	BANNISTER, Wil vs South Dakota State (Feb 24, 2024)
Homers allowed:	4	-	JACKSON, Jaren vs Oregon State (Feb 16, 2024 at Surprise, Ariz.)
	4	-	JACKSON, Jaren vs South Dakota State (Feb 22, 2024)

2024 GAME BY GAME (BATTING)

Date	Opponent	ab	r	h	rbi	2b	3b	hr	tb	bb	ibb	sb	cs	hbp	sac	sf	gdp	k	po	a	e	lob	avg
Feb 16	vs Oregon State	38	6	10	5	2	0	1	15	6	0	0	1	1	0	0	0	10	24	10	1	12	.263
Feb 17	vs CSU Bakersfield	29	4	5	4	0	0	3	14	2	0	0	0	1	0	0	0	11	27	9	0	4	.224
Feb 18	vs Minnesota	32	2	4	1	2	0	0	6	6	0	0	0	1	0	0	0	13	24	9	0	10	.192
Feb 19	vs CSU Bakersfield	29	6	9	6	1	0	0	10	11	0	2	1	0	1	0	2	8	27	9	0	11	.219
Feb 22	SOUTH DAKOTA STAT	35	5	8	5	2	1	0	12	5	0	1	0	0	0	1	0	11	27	6	1	9	.221
Feb 23	SOUTH DAKOTA STAT	41	12	16	11	4	1	0	22	10	1	1	0	0	0	1	0	2	27	10	3	16	.255
Feb 24	SOUTH DAKOTA STAT	35	9	12	6	2	1	0	16	6	0	1	0	1	1	1	1	5	27	10	1	10	.268
Feb 24	SOUTH DAKOTA STAT	29	13	15	13	4	0	2	25	7	0	2	1	4	0	0	3	3	21	2	0	9	.295
Mar 01	HOFSTRA	40	9	14	9	6	0	1	23	6	0	3	0	1	0	1	0	9	27	10	2	12	.302
Mar 02	HOFSTRA	37	15	10	13	3	1	1	18	17	1	1	1	4	1	1	0	9	30	7	2	15	.299
Mar 02	HOFSTRA	31	11	14	11	2	0	4	28	3	0	0	1	0	0	0	0	10	21	10	3	5	.311
Mar 03	HOFSTRA	33	9	12	9	2	0	2	20	6	0	1	1	1	0	1	1	7	27	11	1	8	.315
Mar 05	TEXAS TECH	40	8	12	8	4	0	0	16	6	0	4	0	1	0	0	0	8	27	10	2	12	.314
*Mar 09	UNLV	38	7	14	7	6	0	1	23	3	0	1	0	2	0	0	0	7	27	14	0	12	.318
*Mar 09	UNLV	50	31	29	28	4	0	2	39	13	0	1	0	4	1	3	0	4	27	10	1	16	.343
*Mar 10	UNLV	29	6	8	6	2	0	1	13	3	0	0	0	0	0	1	1	3	27	11	0	3	.339
Mar 12	at Arizona State	34	6	7	6	1	0	2	14	4	0	3	1	1	0	0	1	14	27	12	3	6	.332
*Mar 15	at Nevada	34	2	9	1	1	0	0	10	3	0	2	0	2	0	0	0	7	24	8	1	10	.328
*Mar 16	at Nevada	34	3	10	3	1	2	0	15	3	0	0	0	1	2	0	1	6	24	7	1	10	.326
*Mar 17	at Nevada	32	10	8	10	5	0	2	19	5	0	0	1	2	1	0	1	6	27	6	0	3	.323
Mar 19	NEW MEXICO STATE	35	14	17	14	4	0	3	30	4	0	0	1	1	0	0	0	3	21	7	1	6	.331
*Mar 22	SAN JOSE STATE	39	13	11	10	4	0	1	18	10	0	1	0	0	0	0	2	10	27	14	0	9	.328
*Mar 23	SAN JOSE STATE	34	7	11	7	1	1	2	20	6	0	0	0	3	0	0	1	5	27	9	1	12	.328
*Mar 23	SAN JOSE STATE	29	17	13	16	1	0	4	26	8	0	1	0	1	1	2	1	7	21	11	2	6	.332
*03-28-24	at San Diego State	28	5	4	5	2	0	0	6	8	0	2	0	2	1	0	1	9	27	10	2	7	.326
*03-29-24	at San Diego State	35	6	9	6	2	0	2	17	4	0	0	0	2	0	0	1	9	24	8	3	8	.323
*03-29-24	at San Diego State	21	0	0	0	0	0	0	0	6	0	1	0	1	0	0	0	8	18	7	2	7	.316
Apr 02	at Arizona	32	1	6	1	1	1	0	9	1	0	0	0	0	0	0	1	8	24	7	1	5	.312
Apr 05	SAM HOUSTON	42	14	16	13	6	0	3	31	1	0	0	1	0	0	1	0	7	27	12	2	3	.315
Apr 07	SAM HOUSTON	34	3	8	3	1	0	0	9	2	0	0	1	2	0	0	0	11	27	10	4	8	.312
Apr 09	at New Mexico State	32	2	7	2	2	0	0	9	5	0	0	0	1	1	0	2	8	24	10	2	10	.309
*Apr 12	FRESNO STATE	36	5	10	5	2	1	0	14	5	0	0	0	2	0	0	0	13	27	16	2	11	.308
*Apr 13	FRESNO STATE	48	19	25	18	4	1	2	37	4	0	1	0	2	1	1	2	6	27	8	0	10	.317
*Apr 14	FRESNO STATE	32	6	8	4	0	0	2	14	4	0	1	0	1	2	0	0	4	27	13	0	9	.315
Apr 16	CSU-PUEBLO	28	3	8	2	3	0	0	11	1	0	0	0	3	1	1	2	8	27	12	1	7	.315
*Apr 19	at Air Force	32	3	8	3	0	0	1	11	0	0	0	0	0	1	1	0	1	24	3	2	4	.313
*Apr 21	at Air Force	36	6	12	6	1	1	1	18	1	0	0	1	1	2	0	0	6	27	12	1	7	.313
*Apr 21	at Air Force	28	7	10	7	3	0	1	16	6	0	0	1	1	0	1	0	4	19	7	1	8	.314
Apr 23	at Texas Tech	46	17	21	16	3	0	4	36	7	0	3	0	2	0	2	1	8	27	7	0	13	.319
*Apr 26	SAN DIEGO STATE	32	8	10	7	2	1	0	14	7	1	0	0	2	0	1	1	8	27	10	0	10	.319
*Apr 27	SAN DIEGO STATE	39	19	16	16	2	1	2	26	10	0	0	0	1	0	2	0	6	27	8	1	9	.322
*Apr 28	SAN DIEGO STATE	35	9	13	9	3	0	3	25	8	0	0	0	0	0	1	1	9	27	8	1	10	.323
Apr 30	at New Mexico State	36	8	10	7	1	0	1	14	10	0	1	0	0	1	0	0	10	26	12	2	12	.322
*May 03	at UNLV	46	15	19	14	3	1	3	33	4	0	2	0	0	0	1	0	14	27	12	1	9	.324
*May 04	at UNLV	35	8	10	6	1	1	2	19	8	0	1	0	1	0	2	0	8	24	5	1	11	.324
*May 05	at UNLV	34	14	14	14	0	1	3	25	5	0	1	0	0	0	1	0	3	21	8	2	5	.325
*May 10	NEVADA	39	16	17	16	5	0	3	31	4	0	3	0	1	1	0	1	8	27	10	0	5	.328
*May 11	NEVADA	32	0	7	0	1	0	0	8	2	0	0	0	0	0	0	2	5	27	18	0	7	.326
*May 12	NEVADA	33	11	11	9	1	0	1	15	4	0	1	0	3	0	0	2	5	27	11	1	5	.326
Totals		1708	430	557	398	113	16	66	900	270	3	42	13	60	19	27	32	364	1251	466	58	426	.326

2024 GAME BY GAME (PITCHING)

Date	Opponent	ip	h	r	er	bb	so	2b	3b	hr	wp	bk	hbp	dp	ibb	score	w-l	sv	era
Feb 16	vs Oregon State	8.0	17	15	15	7	9	4	0	7	1	0	0	2	0	6-15	0-1	0	16.88
Feb 17	vs CSU Bakersfield	9.0	7	3	3	2	4	1	0	0	2	0	0	1	0	4-3	1-1	1	9.53
Feb 18	vs Minnesota	8.0	10	11	10	8	8	3	1	0	3	0	4	2	0	2-11	1-2	1	10.08
Feb 19	vs CSU Bakersfield	9.0	8	2	2	1	9	1	0	1	2	0	1	1	0	6-2	2-2	2	7.94
Feb 22	SOUTH DAKOTA STAT	9.0	11	11	9	0	14	3	0	4	1	0	3	1	0	5-11	2-3	2	8.16
Feb 23	SOUTH DAKOTA STAT	9.0	19	11	9	2	9	6	1	2	0	0	0	1	0	12-11	3-3	2	8.31
Feb 24	SOUTH DAKOTA STAT	9.0	14	8	6	3	9	5	0	1	0	0	2	4	0	9-8	4-3	2	7.97
Feb 24	SOUTH DAKOTA STAT	7.0	9	2	2	2	8	1	2	1	0	0	0	0	0	13-2	5-3	2	7.41
Mar 01	HOFSTRA	9.0	13	10	8	5	8	3	0	0	0	0	2	0	0	9-10	5-4	2	7.48
Mar 02	HOFSTRA	10.0	22	16	15	9	7	6	0	2	0	0	1	1	0	15-16	5-5	2	8.17
Mar 02	HOFSTRA	7.0	10	7	7	6	7	3	0	1	0	0	0	1	0	11-7	6-5	3	8.23
Mar 03	HOFSTRA	9.0	11	6	6	5	6	2	1	0	3	1	1	0	0	9-6	7-5	4	8.04
Mar 05	TEXAS TECH	9.0	11	11	10	4	4	4	1	1	0	0	4	1	0	8-11	7-6	4	8.20
*Mar 09	UNLV	9.0	11	6	6	3	4	2	0	0	0	1	1	0	0	7-6	8-6	4	8.03
*Mar 09	UNLV	9.0	13	15	14	7	9	4	1	1	4	0	1	2	0	31-15	9-6	4	8.45
*Mar 10	UNLV	9.0	15	5	5	2	3	2	0	0	1	0	1	0	0	6-5	10-6	4	8.22
Mar 12	at Arizona State	9.0	5	4	3	8	8	0	0	0	3	0	1	2	0	6-4	11-6	5	7.91
*Mar 15	at Nevada	8.0	15	13	12	6	11	3	0	3	0	1	1	1	0	2-13	11-7	5	8.19
*Mar 16	at Nevada	8.0	9	4	4	5	7	2	0	2	0	0	1	0	0	3-4	11-8	5	8.01
*Mar 17	at Nevada	9.0	13	8	8	3	9	5	0	0	3	0	2	1	0	10-8	12-8	6	8.01
Mar 19	NEW MEXICO STATE	7.0	7	4	4	6	8	2	1	0	1	0	2	2	0	14-4	13-8	6	7.90
*Mar 22	SAN JOSE STATE	9.0	22	16	16	4	7	4	1	4	0	0	4	4	0	13-16	13-9	6	8.29
*Mar 23	SAN JOSE STATE	9.0	10	5	5	5	8	3	0	1	0	2	2	0	0	7-5	14-9	6	8.14
*Mar 23	SAN JOSE STATE	7.0	5	4	3	3	8	2	0	0	1	0	1	1	0	17-4	15-9	6	7.99
*03-28-24	at San Diego State	9.0	7	2	2	2	10	1	0	0	2	1	2	1	0	5-2	16-9	7	7.74
*03-29-24	at San Diego State	8.0	12	8	5	3	10	3	0	2	1	0	2	0	0	6-8	16-10	7	7.66
*03-29-24	at San Diego State	6.0	16	13	12	4	2	5	0	1	1	0	1	1	0	0-13	16-11	7	7.93
Apr 02	at Arizona	8.0	12	9	8	4	6	2	2	2	2	0	0	0	0	1-9	16-12	7	7.97
Apr 05	SAM HOUSTON	9.0	22	23	15	10	10	6	2	3	2	0	1	0	0	14-23	16-13	7	8.23
Apr 07	SAM HOUSTON	9.0	16	14	14	10	12	2	3	1	3	0	1	0	0	3-14	16-14	7	8.43
Apr 09	at New Mexico State	8.0	10	10	9	6	8	1	0	1	1	0	2	1	0	2-10	16-15	7	8.48
*Apr 12	FRESNO STATE	9.0	15	10	9	2	3	3	1	2	2	0	1	2	0	5-10	16-16	7	8.50
*Apr 13	FRESNO STATE	9.0	26	23	23	6	6	6	1	3	0	0	2	0	0	19-23	16-17	7	8.97
*Apr 14	FRESNO STATE	9.0	4	2	2	3	4	1	0	1	0	0	1	0	0	6-2	17-17	8	8.75
Apr 16	CSU-PUEBLO	9.0	3	1	0	3	7	0	0	0	0	0	1	0	0	3-1	18-17	9	8.49
*Apr 19	at Air Force	8.0	9	12	10	10	10	4	0	0	2	0	0	0	0	3-12	18-18	9	8.56
*Apr 21	at Air Force	9.0	6	5	5	3	4	0	0	3	1	0	3	1	0	6-5	19-18	10	8.46
*Apr 21	at Air Force	6.1	18	18	17	3	7	4	1	4	1	0	1	0	0	7-18	19-19	10	8.77
Apr 23	at Texas Tech	9.0	10	3	3	5	7	3	0	2	0	0	0	1	0	17-3	20-19	10	8.61
*Apr 26	SAN DIEGO STATE	9.0	8	4	4	4	10	2	0	2	1	0	0	0	0	8-4	21-19	10	8.49
*Apr 27	SAN DIEGO STATE	9.0	5	5	2	5	9	0	1	0	0	0	1	1	0	19-5	22-19	10	8.32
*Apr 28	SAN DIEGO STATE	9.0	12	7	7	4	8	2	1	0	2	0	1	0	0	9-7	23-19	10	8.29
Apr 30	at New Mexico State	8.2	9	10	9	8	4	2	0	1	1	0	3	2	0	8-10	23-20	10	8.31
*May 03	at UNLV	9.0	14	8	8	3	4	3	1	1	1	0	1	1	0	15-8	24-20	10	8.30
*May 04	at UNLV	8.0	15	13	9	4	6	4	0	2	1	0	1	0	0	8-13	24-21	10	8.34
*May 05	at UNLV	7.0	6	2	2	2	8	2	0	0	0	0	0	2	0	14-2	25-21	10	8.24
*May 10	NEVADA	9.0	4	0	0	3	14	1	0	0	1	0	0	1	0	16-0	26-21	10	8.05
*May 11	NEVADA	9.0	7	2	2	1	4	0	1	0	2	0	0	2	0	0-2	26-22	10	7.92
*May 12	NEVADA	9.0	11	5	4	3	4	2	0	1	1	0	0	1	0	11-5	27-22	10	7.83
Totals		417.0	564	406	363	217	361	130	23	63	53	6	60	45	0	430-406	27-22	10	7.83

2024 PER-GAME STATISTICS

Record: 27-22 Home: 18-10 Away: 7-10 Neutral: 2-2 MW: 16-11

Player	g	ab	h/g	2b/g	3b/g	hr/g	bb/g	so/g	rbi/g	sb/g	r/g	*ab	*r	*h	*rbi	*bb	*k	*tb	*fly	*gnd
15 WALKER, Khalil	45	146	1.31	.24	.00	.07	.64	.47	.42	.04	.93	79	22	32	10	15	11	42	13	24
18 HOLLAND, Jake	39	151	1.49	.36	.05	.38	.36	.74	1.46	.00	1.10	85	24	32	32	7	16	68	21	17
30 SPENRATH, Reed	49	188	1.37	.33	.08	.29	.80	1.06	1.00	.10	1.08	82	23	29	21	17	22	58	15	13
12 ASBY, Will	49	192	1.35	.35	.04	.20	.61	.53	1.06	.02	1.14	82	23	28	22	12	11	50	24	19
4 WOOD, Tye	46	143	1.02	.15	.09	.07	.76	.70	.70	.41	.91	73	21	24	16	17	16	36	17	15
14 CARRIS, Akili	30	101	1.07	.27	.00	.00	.20	.70	.90	.03	.70	90	18	28	24	5	18	36	27	17
8 KINKADE, Konner	42	141	1.02	.17	.00	.00	.33	.55	.64	.02	.74	81	18	25	15	8	13	29	29	18
24 SMITH, Kyle	33	102	.88	.24	.00	.09	.45	.58	.70	.03	.85	80	22	23	18	11	15	36	23	19
3 DIXON, Devon	47	135	.66	.15	.02	.06	.53	.68	.51	.02	.64	82	18	18	14	15	19	29	17	26

47 OTT, Ethan	27	75	1.00	.22	.00	.15	.44	.85	.81	.00	.67	81	19	29	23	13	25	48	10	15
2 WEISSENBORN, Ch	23	77	1.13	.13	.00	.09	.30	.83	.87	.00	.39	88	10	29	22	8	21	40	18	19
43 TRUJILLO, Gene	23	43	.61	.13	.00	.17	.30	.61	.57	.00	.57	82	25	26	25	13	26	55	19	9
11 STEPHENS, Sean	37	86	.70	.05	.05	.00	.35	.46	.35	.22	.43	82	15	25	12	12	16	30	12	25
9 MCALISTER, Josh	28	93	.89	.11	.04	.18	.43	1.04	.61	.11	.64	85	16	22	15	11	26	41	17	18
10 MUNGUIA, Austin	6	4	.17	.00	.00	.00	.00	.33	.00	.00	.00	100	0	25	0	0	50	25	25	0
26 MANSY, Luke	14	31	.43	.07	.00	.00	.86	.36	.21	.00	.57	70	18	13	6	27	11	15	20	25
Totals	49	1708	11.37	2.31	.33	1.35	5.51	7.43	8.12	.86	8.78	81	20	26	19	12	17	43	19	19
Opponents	49	1754	11.51	2.65	.47	1.29	4.43	7.37	7.55	1.20	8.29	84	19	27	17	10	17	44	19	20

* = average based on 100 plate appearances

(All games Sorted by Earned run avg)

Player	app	ip	ip/app	w-l	+ip	+h	+r	+er	+bb	+so	+2b	+3b	+hr	+bf	+era	+fly	+gnd
13 RUSSELL, Brett	14	50.0	3.1	4-2	9.0	9.4	7.2	6.1	2.5	6.8	2.3	0.4	1.3	39.2	6.12	9.0	9.9
27 LOPEZ, David	13	61.1	4.2	4-2	9.0	12.8	8.5	7.6	3.7	6.2	3.1	0.1	1.2	43.7	7.63	7.9	11.6

17 MOGEN, Cristian	1	2.0	2.0	1-0	9.0	9.0	0.0	0.0	0.0	0.0	4.5	---	---	36.0	0.00	13.5	13.5
22 BAKER-LIVINGSTON,	2	6.0	3.0	0-0	9.0	9.0	3.0	3.0	1.5	12.0	1.5	---	---	37.5	3.00	6.0	6.0
40 BANNISTER, Wil	20	46.2	2.1	2-0	9.0	10.4	5.8	5.4	3.9	5.2	1.9	0.4	1.3	42.0	5.40	13.7	7.3
19 STILL, Justin	14	13.1	0.2	1-0	9.0	10.1	7.4	6.1	10.1	7.4	1.4	0.7	0.7	47.2	6.08	7.4	8.1
33 PURSER, Daxton	10	32.0	3.0	0-2	9.0	9.0	7.0	6.2	7.3	9.3	2.2	0.3	0.6	44.7	6.19	10.1	5.9
31 PENGELLY, Dayne	11	44.0	4.0	4-4	9.0	13.3	8.8	7.0	6.1	10.6	3.3	0.6	1.2	47.5	6.95	5.5	9.8
35 STEINKAMP, Arthur	21	37.0	1.2	4-1	9.0	12.6	9.0	8.0	3.4	4.9	3.6	1.2	0.5	43.3	8.03	8.5	11.9
34 BARNHOUSE, Josh	17	34.1	2.0	2-2	9.0	12.6	8.9	8.4	4.2	8.9	3.1	0.3	2.4	43.5	8.39	10.2	6.8
6 MCBROOM, Brian	17	15.2	0.2	1-0	9.0	11.5	9.2	9.2	4.6	6.3	2.3	0.6	2.3	46.0	9.19	12.1	8.6
23 JACKSON, Jaren	21	39.2	1.2	3-5	9.0	14.5	10.2	9.5	5.0	10.0	2.5	0.5	2.3	48.1	9.53	8.6	7.5
39 CASTILLO, Ryan	9	19.2	2.0	1-3	9.0	16.9	13.3	12.4	2.7	10.1	4.6	0.9	1.4	47.1	12.36	5.5	9.6
38 LEHMBECK, Blake	2	2.0	1.0	0-0	9.0	27.0	13.5	13.5	4.5	9.0	9.0	4.5	---	58.5	13.50	9.0	9.0
48 NEIL, Andrew	5	4.0	0.2	0-0	9.0	6.8	24.8	18.0	29.2	11.2	---	2.2	---	72.0	18.00	6.8	9.0
29 HARDY, Wyatt	8	9.0	1.0	0-1	9.0	21.0	20.0	20.0	4.0	12.0	4.0	---	4.0	52.0	20.00	6.0	9.0
41 ROMERO, Blane	1	0.1	0.1	0-0	9.0	0.0	54.0	54.0	54.0	0.0	---	---	---	81.0	54.00	27.0	0.0
Totals	49	417.0	8.1	27-22	9.0	12.2	8.8	7.8	4.7	7.8	2.8	0.5	1.4	44.6	7.83	8.9	9.0
Opponents	49	409.1	8.1	22-27	9.0	12.2	9.5	8.5	5.9	8.0	2.5	0.4	1.5	45.8	8.49	8.9	8.7

+ = average based on 9-inning game

Hitting minimums - 1 Games 1 AB 2.0 AB/Game 1 TPA 2.0 TPA/Game

Pitching minimums - 1 Games 1.0 IP/Game

SINGLE-GAME RECORDS

AT-BATS

57	vs. New Mexico St.	2/9/02
58	vs. Fresno St.	4/1/99
56	vs. Air Force	5/14/09
56	vs. Binghamton	3/7/09
56	vs. Air Force	5/2/03
55	vs. Fresno St.	4/9/16
54	vs. Hawaii	3/14/97
54	vs. New Mexico St.	2/24/72
53	vs. Oklahoma St.	2/16/13
53	vs. Coppin St.	4/18/10
53	vs. New Mexico St.	3/30/99
53	vs. Colorado St.	3/17/73
53	vs. Northern Colorado	2/27/05

RUNS

31	vs. UNLV	3/9/24 (W, 31-15)
31	vs. Air Force	4/17/04 (W, 31-11)
30	vs. Northern Colo.	2/24/23 (W, 30-1)
30	vs. Binghamton	3/7/09 (W, 30-2)
29	at UNLV	3/24/17 (W, 29-8)
29	vs. Coppin St.	4/18/10 (W, 29-3)
28	vs. N.M. Highlands	2/9/03 (W, 28-5)
28	vs. N.M. St.	3/30/99 (W, 28-18)
27	vs. Fresno St.	4/1/99 (W, 27-26)
27	vs. Rice	4/12/98 (W, 27-26)
27	vs. Iowa	3/24/85 (W, 27-13)
27	vs. Creighton	3/26/71 (W, 27-5)
26	vs. Air Force	4/12/08 (W, 26-9)
26	vs. Air Force	4/14/06 (W, 26-11)
26	vs. Utah	3/13/93 (W, 26-8)

HITS

32	vs. Fresno St.	4/1/99
31	vs. Binghamton	3/7/09
30	vs. Hawaii	3/14/97
29	vs. UNLV	3/9/24
29	vs. Coppin St.	4/18/10
29	vs. Air Force	4/17/04
28	vs. Northern Colo.	2/24/23
28	at Air Force	3/4/17
28	vs. Air Force	4/12/08
28	vs. New Mexico St.	3/30/99
27	vs. Air Force	5/2/03
26	vs. San Diego St.	5/26/12
26	vs. Northwestern	2/22/97
26	vs. Washington	3/26/95

RBI

28	vs. UNLV	3/9/24
28	vs. Coppin St.	4/18/10
28	vs. Binghamton	3/7/09
28	vs. Air Force	4/17/04
27	vs. Northern Colo.	2/24/23
27	vs. Iowa	3/24/85
26	vs. Air Force	4/12/08
26	vs. N.M. Highlands	2/9/03
26	vs. New Mexico St.	3/30/99
26	vs. Rice	4/12/98
25	vs. Air Force	4/14/06
24	vs. UNLV	3/24/17
24	vs. Fresno St.	4/1/99
24	vs. Utah	4/23/94

DOUBLES

13	vs. N.M. Highlands	2/9/03
10	vs. Coppin St.	4/18/10
9	at Nevada	4/21/13
9	vs. Northern Colorado	3/5/06
9	vs. Utah	3/16/02
9	vs. UNLV	4/4/98

8	at New Mexico State	3/29/22
8	vs. Fresno St.	3/31/17
8	vs. San Jose St.	5/9/15
8	vs. San Jose St.	5/10/15
8	vs. San Diego St.	3/17/00
8	vs. Fresno St.	4/1/99
8	vs. Rice	4/12/98
8	vs. UTEP	4/18/80
8	vs. Southern Colorado	5/17/75

TRIPLES

7	vs. Southern Colorado	3/27/76
6	vs. TAMU-CC	2/21/09
6	vs. Hartford	3/16/86
5	vs. Holy Cross	2/25/22
4	vs. Coppin St.	4/18/10
4	vs. ENMU	4/30/97
4	vs. Colorado St.	3/20/75
4	vs. NE Illinois	4/18/78
4	vs. UTEP	5/11/73
4	vs. Northern Illinois	3/27/72

HOME RUNS

10	vs. New Mexico St.	3/30/99
8	vs. Air Force	4/12/08
8	vs. Air Force	4/18/04
7	vs. Fresno State	4/29/23
6	vs. Air Force	5/6/17
6	vs. Binghamton	2/18/17
6	vs. Fresno St.	4/9/16
6	vs. Air Force	4/13/06 (Game 2)
6	vs. Air Force	4/17/04
6	vs. UNLV	5/9/99
6	vs. Rice	4/12/98
6	vs. New Mexico St.	2/25/98
6	vs. Utah	5/15/94
6	vs. Air Force	4/26/86
6	vs. Air Force	4/25/86

TOTAL BASES

63	vs. New Mexico St.	3/30/99
61	vs. Air Force	4/12/08
54	vs. Fresno St.	4/1/99

WALKS

17	vs. Hofstra	3/2/24
17	at Hawai'i	2/21/16
16	vs. Air Force	4/17/04
15	vs. Fresno St.	3/31/17
14	at UNLV	3/24/17
14	at Utah	4/4/87

STOLEN BASES

9	vs. Wayland Baptist	4/13/94
8	vs. Maine	3/18/94
8	vs. New Mexico St.	2/11/00
8	vs. Brigham Young	4/8/00
7	vs. New Mexico St.	4/17/13
7	vs. Toledo	3/10/02
7	vs. N.M. Highlands	2/10/98
7	vs. Grand Canyon	5/4/96

LONGEST GAME (Innings)

15	NMSU 4, UNM 3	2/9/02
15	UNM 10, Gonzaga 8	3/31/72
14	UNM 8, ENMU 7	2/5-6/96
14	UNM 9, Colorado St. 8	3/17/73

NO-HIT GAMES (2)

Jim Kremmel	4/17/70
	vs. Arizona (9 innings)
Mike Connell	3/24/77
	vs. N.M. Highlands (7 innings)

ONE-HIT GAMES (11)

Tommy Bruskas	5/8/59
	at New Mexico St.
Lloyd Randel	4/28/62
	at ENMU, 4/28/62
Cliff Fowler	3/6/65
	at UTEP (7 innings)
Stan Quintana	3/22/65
	vs. Colorado St. (7 innings)
Cliff Fowler	4/15/65
	vs. San Francisco St.
Cliff Fowler	3/23/67
	vs. UTEP (7 innings)
Tony Sexton & Chuy Armendariz	3/9/68
	at New Mexico St. (6 innings)
Jim Kremmel	3/22/69
	vs. Colorado St. (7 innings)
Ron Sims	3/25/73
	vs. New Mexico St. (7 innings)
Tom Bepko & Craig Steiner	3/6/76
	vs. Colorado Mines (7 innings)
Tyler Stevens	4/12/15
	vs. Air Force

SINGLE GAME STRIKEOUTS

18	Jim Kremmel	3/30/70
		vs. ENMU
18	Jim Kalk	3/14/64
		vs. Colorado St. (7 innings)
17	Justin Armbruster	3/13/21
		at Fresno State
17	Jim Serrano	2/17/98
		vs. Point Loma
17	Tommy Bruskas	5/8/59
		at NMSU
17	Cliff Fowler	3/19/65
		at New Mexico St. (8 innings)
17	Bob McAulay	4/29/66
		vs. Arizona St.
16	Gig Brummel	4/29/61
		vs. New Mexico St. (7 innings)
16	Gary Jacobs	3/23/70
		vs. Colorado St.
16	Arnie Marzullo	3/16/73
		vs. Colorado
15	Jim Kalk	3/29/64
		vs. Air Force
15	Jim Kalk	4/11/64
		vs. New Mexico St.
15	Bob McAulay	4/7/66
		vs. UTEP (7 innings)
15	Bob McAulay	5/13/66
		vs. UTEP
15	Jim Kremmel	4/10/70
		vs. Arizona St.
15	Chris Cooper	2/25/00
		vs. Southern Utah

INNINGS PITCHED

12	Jim Coleman	5/15/92
		vs. San Diego St.
11	Tom Bepko	3/27/75
		vs. South Dakota St.

PROGRAM RECORDS

AT-BATS

Game: ..8.....	Done 3 times
	Hank Garcia1972
	vs. Gonzaga (3/31)
	Chris Armstrong1999
	vs. Fresno St. (4/1)
	Josh Mader2003
	vs. Air Force (5/2)
Season: ..275....	Tony Cairns(2001)
Career: ...960...	Daniel Stovall..... (2004-07)

RUNS

Game:6.....	Done 6 times
	Justin Howard2010
	vs. Coppin St. (4/18)
	Dane Hamilton2009
	vs. Binghamton (3/7)
	Brian Cavazos-Galvez..2009/08
	vs. AF (5/16) & (4/12)
	Sean Murray2004
	vs. Air Force (5/15)
	Lon Yamaguchi.....1998
	vs. N.M. St. (2/25)
Season: ..86.....	Jim Fregosi(1985)
Career: ...248 ...	Lon Yamaguchi.... (1996-99)

HITS

Game:6.....	Done 8 times
	John Pustay.....2012
	at Air Force (4/5)
	Justin Howard2010
	vs. Coppin St. (4/18)
	Mike Brownstein2009
	vs. Air Force (5/14)
	Dane Hamilton2009
	vs. Binghamton (3/7)
	Brian Cavazos-Galvez 2008
	vs. Air Force (4/12)
	Cory Robbins1999
	vs. N.M. St. (3/23)
	Ronnie Meng1995
	vs. Nebraska (3/19)
	Aaron Santini1993
	vs. Regis (3/6)
Season: ..125	Keith Hagman(1980)
Career: ...340 ..	Travis Young(1994-97)

RBI

Inning:8.....	Jonathan Gallegos.....1993
	vs. Utah (3/13)
Game:10.....	Brian Cavazos-Galvez 2008
	vs. Air Force (4/12)
	Mark Gulseth1992
	vs. San Diego St. (4/19)
Season: ..95.....	Keith Hagman(1980)
Career: ...226...	Daniel Stovall (2004-07)

DOUBLES

Game:4.....	Done 4 times
	Justin Howard2010
	vs. San Diego St. (5/2)
	Justin Howard2010
	vs. Coppin St. (4/18)
	Joe Salas2004
	vs. Air Force (4/17)
	Dusty Young2003
	vs. N.M. Highlands (2/9)
Season: ..35.....	Robert Gonzales(1998)
Career: ...78.....	DJ Peterson (2011-13)
	Daniel Stovall..... (2004-07)

TRIPLES

Game:3.....	Jim Economides1957
	vs. Denver
Season: ..17.....	Keith Hagman(1980)
	(NCAA record)
Career: ...31.....	Larry Harrison(1980-83)

HOME RUNS

Game:4.....	Brian Cavazos-Galvez .2008
	vs. Air Force (4/12)
Season: ..25.....	Chris Alexander(2003)
Career: ...53.....	Aaron Sisk..... (1998-00)

GRAND SLAMS

Game:2.....	Mark Gulseth1992
	vs. San Diego St. (4/19)
Season: ..3.....	Will Asby(2024)
3.....Mark Wulfert(1995)
Career: ...5.....	Mark Wulfert(1993-95)

TOTAL BASES

Game:19.....	Brian Cavazos-Galvez .2008
	vs. Air Force (4/12)
Season: ..207.....	Keith Hagman(1980)
Career: ...550 ...	Daniel Stovall(2004-07)

STOLEN BASES

Game:5.....	Cory Robbins1998
	vs. N.M. Highlands (2/10)
Season: ..56.....	Luke Oglesby(1993)
Career: ...123.....	Travis Young(1994-97)

WALKS

Game:5.....	Done 2 times
	DJ Peterson.....2013
	vs. UC Riverside (3/9)
	Luke Oglesby1993
	vs. Texas Tech (2/25)
Season: ..56.....	Mike Foote(1980)
Career: ...152.....	Lon Yamaguchi(1996-99)

HIT BY PITCH

Game:3.....	Done 3 times:
	Jared Holley2013
	vs. LaSalle (3/5)
	Jordan Pacheco2006
	vs. New Mexico St. (2/28)
	Paul Huitt1990
	vs. N.M. Highlands (2/28)
Season: ..19.....	Aaron Santini(1992)
Career: ...40.....	Jared Holley(2013-16)

SEASON STATISTICAL RECORDS

BATTING AVERAGE

1.	.363.....	2009
2.	.361.....	1986
3.	.355.....	1985
4.	.354.....	1980
5.	.346.....	2010
6.	.3454.....	2002
7.	.3451.....	2003
8.	.3444.....	1993
9.	.3443.....	1999
10.	.338.....	1997

WIN PCT. (min. 40 games)

1.	.740 (37-13-0).....	1968
2.	.712 (42-17-0).....	1985
3.	.674 (29-14-0).....	1972
4.	.651 (41-22-0).....	1980
5.	.649 (37-20-0).....	2009
6.	.647 (37-20-1).....	2014
7.	.633 (38-22-0).....	2010
8.	.629 (39-23-0).....	2016
9.	.627 (37-22-0).....	2013
10.	.625 (35-21-0).....	2000
	.625 (35-21-0).....	1993

ERA

1.	2.87.....	1968
2.	3.40.....	1969
3.	3.86.....	1975
4.	3.92.....	1976
5.	4.07.....	1962
6.	4.13.....	1977
7.	4.21.....	1973
8.	4.23.....	2014
9.	4.29.....	1970
	4.29.....	1967

FIELDING PCT.

1.	.976.....	2009
2.	.974.....	2023
	.974.....	2017
4.	.973.....	2008
5.	.972.....	2015
6.	.971.....	2021
	.971.....	2016
	.971.....	2010
9.	.970.....	2007
10.	.969.....	2013
	.969.....	2006

SLUGGING PCT.

1.	.604.....	1986
2.	.572.....	1985
3.	.570.....	1980
4.	.567.....	1998
5.	.564.....	2003
6.	.560.....	2023
7.	.554.....	2010
8.	.545.....	1999
9.	.542.....	2005
10.	.515.....	1993

ON BASE PERCENTAGE

1.	.445.....	1985
2.	.444.....	1993
3.	.443.....	1986
4.	.440.....	1980
5.	.432.....	2009
6.	.424.....	2003
7.	.422.....	2013
8.	.422.....	1987
9.	.420.....	1992
10.	.419.....	1994

LAST TIME IT HAPPENED...

HITTING (Individual)

Grand slam:.....**Reed Spenrath (x2) vs Nevada, 5/10/24**
Hit for the cycle: Danny Collier vs. Air Force, 3/24/18
Five hits:**Khalil Walker vs. UNLV, 3/9/24**
Six hits: Carl Stajduhar vs. Fresno St., 4/9/16
Eight at bats: Josh Mader vs. Air Force, 5/2/03
Four runs:**Jake Holland at Nevada, 3/17/24**
Five runs:**Khalil Walker vs. UNLV, 3/9/24**
Six runs: Justin Howard vs. Coppin St., 4/18/10*
Five RBI:**Jake Holland vs. San Jose St., 3/22/24**
Six RBI:**Will Asby at Texas Tech, 4/23/24**
Seven RBI:**Jake Holland vs. San Jose St., 3/23/24**
Eight RBI: Justin Olson vs. Fresno State, 4/29/23
Nine RBI:**Reed Spenrath vs Nevada, 5/10/24**
10 RBI: Brian Cavazos-Galvez vs. Air Force, 4/12/08*#
Three doubles:**Jake Holland at Nevada, 3/17/24**
Four doubles: Reece Weber vs. San José St., 5/10/15
Four extra-base hits:**Jake Holland at Nevada, 3/17/24**
Two triples:**Reed Spenrath at Nevada, 3/16/24**
Back-to-back-to-back triples: ... Mike Brownstein, Dane Hamilton, Brian Cavazos-Galvez vs. TAMU-CC (Game 2), 2/21/09
Inside-the-Park home run: DJ Peterson vs. TCU, 5/20/11
Walk-off home run:**Devon Dixon vs. San Diego St., 4/28/24**
Walk-off grand slam:**Devon Dixon vs. San Diego St., 4/28/24**
Two home runs:**Will Asby at Texas Tech., 4/24/24**
Three home runs:**Reed Spenrath vs Nevada, 5/10/24**
Four home runs: ... Brian Cavazos-Galvez vs. Air Force, 4/12/08*#
Two home runs in one inning: Josh Mader at Utah, 4/8/04
Two+ players with multi-homers: Brian Cavazos-Galvez (4), Kevin Atkinson (2) vs. Air Force, 4/12/08
Back-to-back homers:**Chase Weissenborn, Khalil Walker at Texas Tech., 4/24/24**
Back-to-back-to-back homers: Daniel Stovall, Matt Hibbitts, Ian Hollick vs. Hawaii-Hilo, 4/28/07
Multiple back-to-back homers in same game: (2), Joe Salas, Daniel Stovall, vs. Air Force, 5/16/04
HR in 3 straight games: ... **Jake Holland vs. San Jose St., 3/22-24/24**
HR in 4 straight games:.....**Jake Holland vs. NMSU, SJSU, 3/17-24/24**
Three + sacrifice bunts in a game: 3, Jared Holley at Nevada 4/20/13
Four strikeouts: Deylan Pigford vs. Fresno State, 4/28/23
Three HBP: Jared Holley vs. LaSalle, 3/5/13
Three stolen bases: **Tye Wood vs. Nevada, 5/11/24**
Four Walks:**Reed Spenrath vs. Hofstra, 3/2/24**
Five Walks: DJ Peterson vs. UC Riverside, 3/9/13*

HITTING (Team)

Five + home runs (team): ... 7, vs. Fresno State (W, 17-7), 4/29/23
20+ hits: **21, at Texas Tech (W, 17-3), 4/24/24**
25+ hits: **25, vs. Fresno St. (L, 23-19), 4/13/24**
30+ hits: 31, vs. Binghamton (Game 1), 3/7/09
Allowed 20 + hits: **26, vs. San Jose St., 3/22/24**
20+ runs: 20, vs. St. Bonaventure (W, 20-3), 3/4/23
Allowed 20 + runs: **23, vs. Fresno St. (L, 23-19), 4/12/24**
30+ runs: **31, vs. UNLV (W, 31-15), 3/9/24**
20+ RBI: **28, vs. UNLV (W, 31-15), 3/9/24**
40+ total bases: 42, vs. Fresno State, 4/29/23
50+ total bases: 52, vs. Northern Colorado, 2/24/23
60+ total bases: 61, vs. Air Force, 4/12/08
No strikeouts: 5/4/14 vs. San Diego St. (35 at-bats)
No walks: 3/31/23 vs. San Diego State (34 at-bats)
10+ strikeouts: **14, at UNLV, 5/3/24**
10+ walks: **10, at NM State, 4/30/24**
15+ walks: **17, vs. Hofstra, 3/2/24**
5+ HBP: 5, vs. San Jose State, 4/29/22
Was no-hit (7-inning game): **at San Diego State, 3/29/24**
Was no-hit (9-inning game): at Wichita St., 3/20/90

PITCHING (Individual)

No-hitter (7-inning game): Mike Connell vs. N.M. Highlands, 3/24/77
No-hitter (9-inning game): Jim Kremmel vs. Arizona, 4/17/70
One-hitter: Tyler Stevens vs. Air Force, 4/12/15
Complete game: Cody Dye vs. UNLV, 4/21/18..... Justin Armbruester at San Jose State, 5/22/21 (7 innings)
Complete-game shutout: Colton Thomson vs. Nevada, 5/26/16
10+ strikeouts: ..12, Justin Armbruester at San Jose State, 5/22/21
15+ strikeouts:17, Justin Armbruester at Fresno State, 3/13/21
No walks (complete game): Justin Armbruester at San Jose State, 5/22/21

PITCHING (Team)

10+ strikeouts: **14, vs. Nevada, 5/10/24**
15+ strikeouts: 16, vs. Nevada, 3/27/21
No strikeouts: 3/5/17 at Air Force ... (J. Tripp 30 BF; D. Gillespie 5 BF, A. Isenhardt 1 BF, C. Tripp 8 BF)
No walks: **vs. South Dakota State, 2/22/24**
10 + walks: at California, 5/14/22

FIELDING

Five+ errors (Team): 6, vs. San Jose State, 4/8/23
Three+ errors (Ind.): 3, Hayden Schilling vs. Central Michigan, 2/22/18
Eight+ assists: 8, Konner Kinkade vs. Texas Tech, 3/28/23
Caught three runners stealing: Mitch Garver vs. Texas Tech, 4/25/12
15 + putouts: 15, Reed Spenrath vs. New Mexico State, 3/21/23
UNM turned a triple play: 5/13/16 vs. Nevada (4-6-3-2)
UNM hit into a triple play: 4/23/09 at BYU

SCORING AND MISCELLANEOUS

Stole home: Harry Fullerton vs. Nevada, 3/27/21
Stole seven+ bases: 7, 4/17/13 vs. New Mexico St. (W, 13-6)
Tied: 4/28/19 at Fresno St. (T, 6-6)
Shut out: **5/11/24 vs. Nevada (L, 0-2)**
Shut out opponent: **5/10/24 vs. Nevada (W, 16-0)**
Shut out at home: **5/11/24 vs. Nevada (L, 0-2)**
Shut out on the road: **3/29/24 at San Diego St. (L, 0-13/7 Inn.)**
Shut out opponent at home: **5/10/24 vs. Nevada (W, 16-0)**
Shut out opponent on road: .4/18/23 at New Mexico St. (W, 13-0)
Recorded back-to-back shutouts: 5/6-5/7, 2011 vs. Air Force (5-0, 10-0)
Recorded three straight shutouts: 2/24-3/3, 1973 vs. New Mexico St. (1-0) and New Mexico Highlands (7-0, 4-0)
Shut out in back-to-back games: 3/14-15/2017 at Oklahoma St.
Most runs in three-game series: 73, vs. Air Force (4/13-14, 2006)
Consecutive one-run games: **2, vs. UNLV, at ASU (3/10-12/24)**
Four straight one-run games: vs. BYU, Gonzaga, Northern Colorado, 2/15-23, 2020
Five straight one-run games: March 18-24, 2015*

LAST TIME IT HAPPENED... CONTINUED

EXTRA INNINGS

Won an extra-inning game: 4/30/23 vs. Fresno State (6-5, 10 inn.)
Lost an extra-inning game: 3/2/24 vs. Hofstra (15-16, 10 Inn.)
Extra inning games in a row: 2, 4/23-4/24, 2021 at Washington
3 straight extra-inning games: at Utah, 4/9-11, 2009
Played a 10-inning game: 3/2/24 vs. Hofstra
Played an 11-inning game: vs. Fresno State, 3/13/22 (W, 9-8)
Played a 12-inning game: vs. Minnesota, 2/20/22 (W, 4-3)
Played a 13-inning game: vs. Columbia, 6/1/13 (L, 6-5, NCAA Tourn.)
Played a 14-inning game: vs. Eastern N.M., 2/5-6, 1996 (W, 8-7)
Played a 15-inning game: at New Mexico St., 2/9/02 (L, 4-3)

IN AN INNING

10+ runs in an inning: 10, at UNLV (5/5/24)
15+ runs in an inning: 15, vs. Savannah St., 3/11/05
4+ homers in an inning: 4, at Air Force, 5/19/05
5+ doubles in an inning: 5, at Nevada, 4/21/13
4+ triples in an inning: 4, vs. TAMU-CC (Game 2), 2/21/09^
10+ hits in an inning: 10, at UNLV (5/5/24)
10+ consecutive hits: 10, at UNLV (5/5/24)
10+ consecutive batters reach base: 11, at UNLV (5/5/24)
15+ consecutive batters reach base: 16, vs. Savannah St., 3/11/05
Player w/hits from both sides of plate: Sam Haggerty
 vs. Fresno St. 4/12/13

UNM SCORING IN AN INNING

Most runs in top of 1st: 11, at Air Force (5/14/09)
Most runs in top of 2nd: 10, 2x, last at Air Force (4/15/97)
Most runs in top of 3rd: 8, 3x, last at Air Force (4/25/10, Game One)
Most runs in top of 4th: 12, at Air Force (4/15/07)
Most runs in top of 5th: 12, at Air Force (4/17/04)
Most runs in top of 6th: 10, at Air Force (5/19/16)
Most runs in top of 7th: 10, at UNLV (5/5/24)
Most runs in top of 8th: 12, at Utah (4/1/00)
Most runs in top of 9th: 9, at New Mexico St. (2/16/86)
Most runs in top of 10th: 4, at Texas St. (2/11/06)
Most runs in top of 11th: 6, at Arizona (1/30/93)
Most runs in top of 12th: 3, at Washington (4/24/21)
Most runs in top of 13th: N/A
Most runs in top of 14th: N/A
Most runs in top of 15th: 1, vs. Gonzaga at Fresno St. (3/31/72)

Most runs in bottom of 1st: 11, 2x, last vs. St. Bonaventure. (3/4/23)
Most runs in bottom of 2nd: 15, vs. Savannah St. (3/11/05)
Most runs in bottom of 3rd: 13, vs. NM Highlands (2/28/90)
Most runs in bottom of 4th: 12, vs. Air Force at UNLV (5/27/04)
Most runs in bottom of 5th: 10, 2x, last vs. Utah (4/22/06)
Most runs in bottom of 6th: 20, vs. Utah (3/13/93)*
Most runs in bottom of 7th: 11, vs. Texas St. (2/18/05)
Most runs in bottom of 8th: 12, 3x, last vs. Fresno St. (4/13/13)
Most runs in bottom of 9th: 9, 2x, last vs. New Mexico St. (3/26/02)
Most runs in bottom of 10th: 7, vs. Louisiana Tech (3/13/10)
Most runs in bottom of 11th: 2, 2x, last vs. Fresno St. (3/13/22)
Most runs in bottom of 12th: 2, vs. UNLV (3/9/14)
Most runs in bottom of 13th: 1, 2x, last vs. Northwestern (3/7/03)
Most runs in bottom of 14th: 1, 2x, last vs. ENMU (2/5-6, 1996)
Most runs in bottom of 15th: N/A

OPPONENT SCORING IN AN INNING

Most runs in top of 1st: 12, vs. BYU (3/26/94)
Most runs in top of 2nd: 9, vs. UC Riverside (4/18/19)
Most runs in top of 3rd: 12, vs. Wichita St. (3/16/89)
Most runs in top of 4th: 11, vs. Rice (4/11/98)
Most runs in top of 5th: 10, 2x, last vs. UNLV (4/3/22)
Most runs in top of 6th: 10, vs. BYU (4/11/02)
Most runs in top of 7th: 11, vs. BYU (4/6/00)
Most runs in top of 8th: 8, 2x, last vs. Rice (4/12/98)
Most runs in top of 9th: 12, vs. BYU (3/18/05, Game Two)

Most runs in top of 10th: 9, vs. San Francisco (3/18/06)
Most runs in top of 11th: 6, vs. Nevada at Las Vegas, Nev. (5/23/14)
Most runs in top of 12th: 1, 4x, last vs. UNLV (3/9/14)
Most runs in top of 13th: 1, 2x, last vs. Columbia (6/1/13)
Most runs in top of 14th: N/A
Most runs in top of 15th: N/A

Most runs in bottom of 1st: 11, at Arizona St. (2/9/80, Game One)
Most runs in bottom of 2nd: 16, at Texas Tech (3/15/22)*
Most runs in bottom of 3rd: 15, at Hawaii (4/22/89)
Most runs in bottom of 4th: 12, 2x, last at Air Force (4/15/90)
Most runs in bottom of 5th: 12, at Cal St. Fullerton (3/7/86)
Most runs in bottom of 6th: 12, at LMU (3/11/86)
Most runs in bottom of 7th: 9, at California (5/14/22)
Most runs in bottom of 8th: 11, vs. Oregon State (2/18/22)
Most runs in bottom of 9th: 4, 7x, last at Air Force (4/15/07)
Most runs in bottom of 10th: 4, at Air Force (4/24/65)
Most runs in bottom of 11th: 2, vs. BYU at San Diego St. (3/31/06)
Most runs in bottom of 12th: 2, vs. BYU at San Diego St. (3/31/06)
Most runs in bottom of 13th: N/A
Most runs in bottom of 14th: N/A
Most runs in bottom of 15th: 1, at New Mexico St. (2/9/02)

SERIES

Swept non-conf. series, home: ..vs. Northern Colo., 2/24-26, 2023
Swept non-conf. series, road: at No. 23 Oklahoma St., 3/14-15, 2017
Swept in non-conf. series, home: vs. Dallas Baptist, 3/4-6, 2016
Swept in non-conf. series, road: at California, 5/13-15/2022
Swept MW series, home: vs. San Diego State, 4/26-28, 2024
Swept MW series, road: at San Jose State, 5/22-23, 2021
Swept multiple MW series in a row: 3, 3/3/17-3/26/17
 at Air Force, vs. San José St., at UNLV
Swept in MW series, home:vs. San Diego State, 3/31-4/2, 2023
Swept in MW series, road: at Air Force, 5/8-9, 2021
Swept in multiple MW series in a row: 3, 4/2-5/9/2021
 at San Diego State, vs. Fresno State, at Air Force

WALK-OFFS

Won on last at-bat: 4/28/24
 Devon Dixon vs. San Diego State (9-7, 9 Inn.)
Back-to-back games won in last at-bat: 2/24/24
 vs. South Dakota State (12-11, 9-8)
Lost on last at-bat: 3/22/24
 vs. San Jose State
Scored two runs in last at-bat: 5/20/22
 vs. South Dakota State (13-2, run rule 7 innings)
Scored three runs in last at-bat: 2/24/24
 vs. Texas Tech (11-10, 9 innings)
Scored four runs in last at-bat: 4/28/24
 Devon Dixon vs. San Diego State (9-7, 9 Inn.)
Scored five runs in last at-bat: 5/20/22
 vs. Air Force (13-12, 9 innings)
Scored six runs in last at-bat: 5/20/22
 vs. Air Force (13-12, 9 innings)
Scored seven runs in last at-bat: 5/20/22
 vs. Air Force (13-12, 9 innings)
Scored nine runs in last at-bat: 3/21/99
 vs. TCU (17-16)
Allowed two runs in last at-bat: 3/18/23
 at Fresno State (8-9)
Allowed three runs in last at-bat: 4/2/21
 at San Diego State (9-10)
Allowed four runs in last at-bat: 4/2/21
 at San Diego State (9-10)
Allowed five runs in last at-bat: 4/2/21
 at San Diego State (9-10)
Allowed six runs in last at-bat: 4/2/21
 at San Diego State (9-10)

* = School record
 # = Mountain West record

2023 NEW MEXICO OVERALL STATS

Record: 26-25 Home: 17-11 Away: 6-13 Neutral: 3-1 MW: 13-17

Date	Opponent	Score	Player	avg	slug	ob%	g	ab	r	h	2b	3b	hr	rbi	bb	so	sb	cs	e
#2/17	vs #23 Oregon State	w 7-2	DITZENBERGER, D	.437	.563	.490	37	135	42	59	9	1	2	27	15	19	6	0	2
#2/18	vs UC Santa Barbara	w 3-1	ASHBY, Lenny Juni	.381	.595	.455	51	210	46	80	18	0	9	51	26	25	0	1	4
#2/19	vs #23 Oregon State	L 6-14	RUNION, Braydon	.357	.629	.398	51	213	48	76	23	4	9	56	11	51	1	2	1
#2/20	vs Minnesota	w 4-3	HOLLAND, Jake	.333	.633	.371	41	150	29	50	7	1	12	39	8	32	0	0	2
2/24	NORTHERN COLORADO	w 30-1	SPENRATH, Reed	.321	.721	.421	50	190	54	61	11	4	19	65	34	70	3	0	2
2/25	NORTHERN COLORADO	w 11-3	DAVID, Jeffrey	.306	.472	.349	42	193	38	59	13	5	3	41	11	27	3	2	6
2/25	NORTHERN COLORADO	w 18-2	PIGFORD, Deylan	.297	.503	.389	45	145	39	43	9	3	5	13	17	35	8	2	4
3/3	ST. BONAVENTURE	w 14-4	WEISSENBORN, C	.291	.385	.360	51	179	36	52	10	2	1	27	19	37	3	0	8
3/4	ST. BONAVENTURE	L 8-17	DIXON, Devon	.274	.445	.346	49	164	38	45	10	0	6	27	16	29	2	1	6
3/4	ST. BONAVENTURE	w 20-3	-----																
3/5	ST. BONAVENTURE	w 16-6	HERD, Caleb	.429	.571	.556	9	7	3	3	1	0	0	1	2	1	0	0	0
3/7	at Texas Tech	L 3-6	OLSON, Justin	.367	.822	.504	37	90	24	33	2	0	13	31	25	27	0	0	2
*3/10	AIR FORCE	L 7-9	STEPHENS, Sean	.349	.508	.388	37	63	11	22	5	1	1	8	3	11	4	2	1
*3/11	AIR FORCE	w 15-0	SMITH, Kyle	.271	.614	.469	28	70	17	19	3	3	5	13	16	17	2	0	0
*3/12	AIR FORCE	w 11-4	KINKADE, Konner	.268	.446	.425	35	56	13	15	4	0	2	12	15	8	0	0	4
3/14	at Grand Canyon	L 8-11	CARRIS, Akili	.143	.143	.250	8	7	2	1	0	0	0	0	0	2	0	0	1
*3/17	at Fresno State	L 3-5	FELIX, Dominic	.000	.000	.125	6	7	1	0	0	0	0	1	1	0	0	0	1
*3/18	at Fresno State	L 8-9	DEWYER, Trent	.000	.000	.000	2	0	0	0	0	0	0	0	0	0	0	0	0
*3/19	at Fresno State	w 7-2	STANFIELD, Alec	.000	.000	.000	1	0	0	0	0	0	0	0	0	0	0	0	0
3/21	NEW MEXICO STATE	L 0-2	STEINKAMP, Arthu	.000	.000	.000	15	0	0	0	0	0	0	0	0	0	0	0	0
*3/24	at Nevada	w 9-5	STILL, Justin	.000	.000	.000	17	0	0	0	0	0	0	0	0	0	0	0	0
*3/25	at Nevada	w 12-1	JACKSON, Jaren	.000	.000	.000	12	0	0	0	0	0	0	0	0	0	0	0	0
3/28	#22 TEXAS TECH	w 11-10	ITURRALDE, Adolfo	.000	.000	.000	8	0	0	0	0	0	0	0	0	0	0	0	0
*3/31	SAN DIEGO STATE	L 3-5	FLORES, Junior	.000	.000	.000	1	0	0	0	0	0	0	0	0	0	0	0	0
*4/1	SAN DIEGO STATE	L 1-3	MARTINEZ, Jordan	.000	.000	.000	5	0	0	0	0	0	0	0	0	0	0	0	0
*4/2	SAN DIEGO STATE	L 7-19	RUSSELL, Brett	.000	.000	.000	5	0	0	0	0	0	0	0	0	0	0	0	0
*4/6	SAN JOSE STATE	w 16-8	BAKER-LIVINGSTO	.000	.000	.000	10	0	0	0	0	0	0	0	0	0	0	0	0
*4/7	SAN JOSE STATE	L 3-8	GALLEGOS, Isaac	.000	.000	.000	12	0	0	0	0	0	0	0	0	0	0	0	0
*4/8	SAN JOSE STATE	L 3-14	HUDSON, Terrell	.000	.000	.000	10	0	0	0	0	0	0	0	0	0	0	0	0
4/11	CSU PUEBLO	w 8-7	LIVELY, Tristin	.000	.000	.000	13	0	0	0	0	0	0	0	0	0	0	0	1
4/12	CSU PUEBLO	L 6-8	MCBROOM, Brian	.000	.000	.000	25	0	0	0	0	0	0	0	0	0	0	0	1
4/18	at New Mexico State	w 13-0	EGLOFF, Riley	.000	.000	.000	13	0	0	0	0	0	0	0	0	0	0	0	2
*4/21	at Air Force	L 6-9	BANNISTER, Wil	.000	.000	.000	16	0	0	0	0	0	0	0	0	0	0	0	1
*4/23	at Air Force	w 12-1	Totals	.329	.560	.407	51	1879	441	618	125	24	87	412	219	391	32	10	49
*4/23	at Air Force	L 8-13	Opponents	.304	.464	.370	51	1770	324	538	112	23	42	300	155	341	32	16	61
4/25	at Arizona	L 8-11																	
*4/28	FRESNO STATE	w 16-10																	
*4/29	FRESNO STATE	w 17-7																	
*4/30	FRESNO STATE	w 6-5																	
5/2	NEW MEXICO STATE	w 14-6																	
*5/5	at UNLV	w 13-5	Player	era	w-l	app	gs	cg	sh	sv	ip	h	r	er	bb	so	avg	hr	
*5/6	at UNLV	L 5-7	GALLEGOS, Isaac	4.35	4-2	12	12	0	0	0	70.1	69	46	34	32	60	.253	4	
*5/7	at UNLV	L 3-8	LIVELY, Tristin	4.42	6-4	13	13	1	0	0	77.1	83	42	38	23	62	.277	5	
*5/12	NEVADA	w 9-5	EGLOFF, Riley	6.05	7-3	13	13	0	0	0	74.1	95	55	50	21	67	.310	12	
*5/12	NEVADA	L 8-9	-----																
*5/13	NEVADA	L 6-8	DEWYER, Trent	0.00	0-0	2	0	0	0	0	2.2	3	0	0	0	1	.300	0	
*5/14	NEVADA	w 7-3	STEINKAMP, Arthur	2.81	0-1	15	0	0	0	0	25.2	27	12	8	4	12	.273	1	
5/16	at New Mexico State	L 0-8	ITURRALDE, Adolfo	4.00	0-0	8	0	0	0	0	9.0	9	5	4	2	9	.281	1	
*5/18	at San Diego State	L 3-5	MCBROOM, Brian	5.53	4-2	25	0	0	0	3	40.2	47	28	25	11	39	.290	3	
*5/19	at San Diego State	L 3-4	STILL, Justin	5.91	0-1	17	0	0	0	0	21.1	22	14	14	16	20	.268	1	
*5/20	at San Diego State	L 6-8	JACKSON, Jaren	7.46	3-2	12	8	0	0	1	44.2	61	38	37	12	32	.318	2	
			HUDSON, Terrell	8.10	1-2	10	0	0	0	0	13.1	18	12	12	4	10	.327	4	
			BAKER-LIVINGSTON	8.62	0-4	10	4	0	0	0	24.0	40	24	23	10	10	.374	1	
			BANNISTER, Wil	9.47	1-3	16	1	0	0	1	19.0	31	21	20	8	11	.369	3	
			MARTINEZ, Jordan	12.86	0-0	5	0	0	0	0	7.0	10	10	10	5	1	.357	1	
			RUSSELL, Brett	17.47	0-1	5	0	0	0	0	5.2	16	12	11	4	7	.500	3	
			STANFIELD, Alec	54.00	0-0	1	0	0	0	0	0.1	3	2	2	2	0	1.000	0	
			FLORES, Junior	81.00	0-0	1	0	0	0	0	0.1	4	3	3	1	0	.800	1	
			Totals	5.95	26-25	51	51	1	2	5	435.2	538	324	288	155	341	.304	42	
			Opponents	8.02	25-26	51	51	1	2	15	433.1	618	441	386	219	391	.329	87	

LOB - Team (414), Opp (376). DPs turned - Team (48), Opp (33). CI - Team (0), Opp (1). IBB - Team (6), SPENRATH, R. 3, OLSON, J. 2, PIGFORD, D. 1, Opp (8). Picked off - PIGFORD, D. 1, DIXON, D. 1, STEPHENS, S. 1, DAVID, J. 1.

= Sanderson Ford College Baseball Class
* = Conference game

PB - Team (2), SMITH, K. 2, Opp (2). Pickoffs - Team (2), EGLOFF, R. 2, Opp (3). SBA/ATT - HOLLAND, J. (25-31), SMITH, K. (7-17), GALLEGOS, I. (7-10), LIVELY, T. (5-9), JACKSON, J. (8-8), EGLOFF, R. (6-8), MCBROOM, B. (1-4), ITURRALDE, A (1-3), BAKER-LIVING (2-3), STILL, J. (1-2), STEINKAMP, A (1-1).

2023 NEW MEXICO CONFERENCE STATS

Record: 13-17 Home: 8-8 Away: 5-9 MW: 13-17

Date	Opponent	Score	Player	avg	slug	ob%	g	ab	r	h	2b	3b	hr	rbi	bb	so	sb	cs	e
*3/10	AIR FORCE	L 7-9	DITZENBERGER, D	.405	.544	.440	21	79	16	32	6	1	1	12	5	11	2	0	2
*3/11	AIR FORCE	w 15-0	ASHBY, Lenny Juni	.373	.579	.449	30	126	25	47	11	0	5	27	14	17	0	0	3
*3/12	AIR FORCE	w 11-4	SPENRATH, Reed	.353	.793	.433	29	116	32	41	6	3	13	37	17	44	1	0	2
*3/17	at Fresno State	L 3-5	RUNION, Braydon	.316	.579	.361	30	133	24	42	14	3	5	31	7	31	0	2	1
*3/18	at Fresno State	L 8-9	HOLLAND, Jake	.309	.521	.343	25	94	15	29	5	0	5	17	4	17	0	0	2
*3/19	at Fresno State	w 7-2	WEISSENBORN, C	.286	.384	.352	30	112	18	32	6	1	1	18	12	24	3	0	7
*3/24	at Nevada	w 9-5	DIXON, Devon	.274	.415	.325	29	106	22	29	6	0	3	13	7	19	1	0	3
*3/25	at Nevada	w 12-1	DAVID, Jeffrey	.272	.379	.324	22	103	17	28	7	2	0	16	6	13	0	1	4
*3/31	SAN DIEGO STATE	L 3-5	PIGFORD, Deylan	.243	.446	.341	25	74	16	18	4	1	3	4	8	20	3	2	4
*4/1	SAN DIEGO STATE	L 1-3	-----																
*4/2	SAN DIEGO STATE	L 7-19	HERD, Caleb	.500	.500	.500	3	2	1	1	0	0	0	0	0	1	0	0	0
*4/6	SAN JOSE STATE	w 16-8	STEPHENS, Sean	.394	.606	.459	20	33	8	13	4	0	1	5	3	6	4	2	1
*4/7	SAN JOSE STATE	L 3-8	OLSON, Justin	.310	.793	.481	22	58	18	18	1	0	9	22	19	16	0	0	1
*4/8	SAN JOSE STATE	L 3-14	SMITH, Kyle	.297	.703	.490	15	37	14	11	2	2	3	8	8	8	1	0	0
*4/21	at Air Force	L 6-9	KINKADE, Konner	.231	.436	.362	19	39	7	9	2	0	2	9	8	6	0	0	3
*4/23	at Air Force	w 12-1	CARRIS, Akili	.000	.000	.000	1	1	0	0	0	0	0	0	0	0	0	0	1
*4/23	at Air Force	L 8-13	MARTINEZ, Jordan	.000	.000	.000	1	0	0	0	0	0	0	0	0	0	0	0	0
*4/28	FRESNO STATE	w 16-10	RUSSELL, Brett	.000	.000	.000	1	0	0	0	0	0	0	0	0	0	0	0	0
*4/29	FRESNO STATE	w 17-7	FELIX, Dominic	.000	.000	.000	1	0	0	0	0	0	0	0	0	0	0	0	1
*4/30	FRESNO STATE	w 6-5	BAKER-LIVINGSTO	.000	.000	.000	1	0	0	0	0	0	0	0	0	0	0	0	0
*5/5	at UNLV	w 13-5	ITURRALDE, Adolfo	.000	.000	.000	3	0	0	0	0	0	0	0	0	0	0	0	0
*5/6	at UNLV	L 5-7	STEINKAMP, Arthu	.000	.000	.000	10	0	0	0	0	0	0	0	0	0	0	0	0
*5/7	at UNLV	L 3-8	JACKSON, Jaren	.000	.000	.000	5	0	0	0	0	0	0	0	0	0	0	0	0
*5/12	NEVADA	w 9-5	HUDSON, Terrell	.000	.000	.000	5	0	0	0	0	0	0	0	0	0	0	0	0
*5/12	NEVADA	L 8-9	GALLEGOS, Isaac	.000	.000	.000	9	0	0	0	0	0	0	0	0	0	0	0	0
*5/13	NEVADA	L 6-8	LIVELY, Tristin	.000	.000	.000	10	0	0	0	0	0	0	0	0	0	0	0	0
*5/14	NEVADA	w 7-3	STILL, Justin	.000	.000	.000	11	0	0	0	0	0	0	0	0	0	0	0	0
*5/18	at San Diego State	L 3-5	BANNISTER, Wil	.000	.000	.000	8	0	0	0	0	0	0	0	0	0	0	0	1
*5/19	at San Diego State	L 3-4	EGLOFF, Riley	.000	.000	.000	10	0	0	0	0	0	0	0	0	0	0	0	2
*5/20	at San Diego State	L 6-8	MCBROOM, Brian	.000	.000	.000	14	0	0	0	0	0	0	0	0	0	0	0	0
Totals				.314	.542	.390	30	1113	233	350	74	13	51	219	118	233	15	7	38
Opponents				.296	.450	.372	30	1057	199	313	59	16	24	181	105	207	19	8	31

= Sanderson Ford College Baseball Classification
 * = Conference game

LOB - Team (245), Opp (234). DPs turned - Team (31), Opp (15). CI - Team (0), Opp (1). IBB - Team (5), OLSON, J. 2, SPENRATH, R. 2, PIGFORD, D. 1, Opp (7). Picked off - PIGFORD, D. 1, STEPHENS, S. 1, DAVID, J. 1.

Player	era	w-l	app	gs	cg	sh	sv	ip	h	r	er	bb	so	avg	hr
LIVELY, Tristin	4.41	4-3	10	10	1	0	0	63.1	66	35	31	21	49	.269	4
GALLEGOS, Isaac	5.04	2-2	9	9	0	0	0	55.1	62	43	31	28	47	.279	2
EGLOFF, Riley	7.06	4-3	10	10	0	0	0	57.1	82	50	45	19	47	.337	10

MARTINEZ, Jordan	0.00	0-0	1	0	0	0	0	1.1	0	0	0	1	0	.000	0
STEINKAMP, Arthur	2.55	0-1	10	0	0	0	0	17.2	17	9	5	1	9	.243	1
ITURRALDE, Adolfo	4.50	0-0	3	0	0	0	0	2.0	2	1	1	1	1	.286	1
JACKSON, Jaren	4.72	1-1	5	1	0	0	1	13.1	12	7	7	6	9	.240	0
MCBROOM, Brian	6.35	2-2	14	0	0	0	1	22.2	26	17	16	8	20	.286	2
STILL, Justin	9.82	0-1	11	0	0	0	0	11.0	17	12	12	9	13	.347	1
HUDSON, Terrell	10.12	0-2	5	0	0	0	0	5.1	7	6	6	3	4	.304	1
BANNISTER, Wil	13.50	0-2	8	0	0	0	0	8.2	16	14	13	6	5	.400	1
BAKER-LIVINGSTON	13.50	0-0	1	0	0	0	0	1.1	3	2	2	2	0	.429	0
RUSSELL, Brett	18.00	0-0	1	0	0	0	0	1.0	3	3	2	0	3	.429	1

Totals	5.84	13-17	30	30	1	1	2	260.1	313	199	169	105	207	.296	24
Opponents	7.23	17-13	30	30	0	0	9	261.1	350	233	210	118	233	.314	51

PB - Team (1), SMITH, K. 1, Opp (1). Pickoffs - Team (2), EGLOFF, R. 2, Opp (2). SBA/ATT - HOLLAND, J. (16-21), GALLEGOS, I. (6-9), SMITH, K. (3-6), LIVELY, T. (3-5), EGLOFF, R. (3-5), JACKSON, J. (4-4), ITURRALDE, A (1-1), MCBROOM, B. (1-1), BAKER-LIVING (0-1), STEINKAMP, A (1-1).

Score by innings	1	2	3	4	5	6	7	8	9	EX	Total
New Mexico	24	37	37	28	18	27	14	31	16	1	233
Opponents	29	15	13	24	14	27	40	22	13	2	199

SANTA ANA STAR FIELD - ALBUQUERQUE, N.M.

Santa Ana Star Field has become one of the toughest places for opponents to play in college baseball as The University of New Mexico baseball team is 166-98-2 (.629) since returning to its former location on March 24, 2013 after nine seasons at Isotopes Park.

For decades the home of UNM baseball was known as Lobo Field, but thanks to a 10-year, \$1 million naming rights gift from Tamaya Enterprises, Lobo Field was rechristened Santa Ana Star Field on Dec. 11, 2015.

“We are delighted to strengthen our relationship with Tamaya Enterprises, who have been long-standing supporters of the Lobos,” said former UNM Vice President for Athletics Paul Krebs. “The field naming rights is a great example of their commitment to the community and provides us an opportunity for Lobo Athletics to



UNM BASEBALL AT SANTA ANA STAR FIELD

YEAR	W	L	T	.PCT
2013	14	2	0	.875
2014	23	8	1	.734
2015	20	10	0	.667
2016	19	8	0	.704
2017	19	10	0	.655
2018	11	14	1	.442
2019	14	16	0	.467
2020	9	1	0	.900
2021	9	6	0	.600
2022	11	13	0	.458
2023	17	10	0	.630
2024	18	10	0	.640
TOTALS	184	108	2	.630

That was the second major announcement regarding the facility in a three-week span in 2015 as on Nov. 20, the UNM Board of Regents approved construction for the \$2.3 million R.D. and Joan Dale Hubbard Clubhouse.

“This has been a long process, but I want to thank the Hubbards, Scott Grady and his family, our administration, Vice President for Athletics Paul Krebs, and everyone on main campus that helped this project,” UNM head coach Ray Birmingham said. “I could go on for hours thanking people because so many have
















helped make this possible.”

Santa Ana Star Field received a major upgrade that started before the 2013 season. It received a FieldTurf playing surface, upgraded scoreboard, dugouts, bullpens, and bleachers as a part of the first phase of the Santa Ana Star Field renovation. Further renovations and phases will enhance the concessions areas, the fan plaza between Santa Ana Star Field and the softball field, the press box and the bleachers. Lights were installed in the fall of 2013.

“We have lights because of (former Lobo) Dee Dennis and a bunch of guys who chipped in to help me and Dee do this,” Birmingham said. “This is Lobo Field. This is (the state of) New Mexico’s baseball field, at least that’s how I feel about it. ... There will not only be Lobo games on here, but there will also be state championship games here. We hope to bring in some great big tournaments over the years to this city and let our kids experience the world. We think New Mexico kids can get the rest of the experiences that the rest of the country has, then they will grow faster and realize they’re as good as anybody.”

Santa Ana Star Field is located south of The Pit. Exit off I-25, just south of the Big-I, at Avenida Cesar Chavez and head east. Turn right (south) on University Boulevard. The Pit and the UNM Ticket Office will be on the right. Turn right into the first entrance just past The Pit. Drive through The Pit parking lot, passing the Ticket Office on your right. Santa Ana Star Field will be on your left.

TV / PHOTO ROSTER





TOD BROWN

HEAD COACH

Tod Brown was named the 12th Lobo Baseball Head Coach on June 17, 2021. He enters the 2024 season in his third year at the helm.

In Brown's second season, the Lobos posted their best winning percentage in a full season since 2017 (.510), finishing fifth in the Mountain West standings (26-25, 13-17 MW) and leading the league in a variety of categories including team batting average (.328), runs (441), RBI (411), triples (24), home runs (87), slugging % (.559) and

on-base % (.406). UNM also improved from a 9.06 ERA as a team in Brown's first season to a 5.95 ERA — the program's lowest in a single season since 2016 — while averaging only 3.20 walks per nine innings, its fewest since 2014. Following the completion of that season, RHP Isaac Gallegos became the first UNM player coached by Brown to be selected in the MLB Draft, going in the 16th Round to the Atlanta Braves.

The 2023 Lobos ranked in the Top 10 in the country in a variety of team statistical categories:

No. 3 in Batting Average (.329)

No. 9 in Double Plays per Game (0.94)

No. 5 in Doubles Per Game (2.45)

No. 10 in Runs per Game (8.60)

No. 4 in Slugging Percentage (.560)

No. 5 in Triples (24) and Triples per Game (0.47)

No. 10 in Walks Allowed per Nine Innings (3.20)

Following the 2023 season, the Lobos also got three All-MW selections — first baseman Reed Spenrath was a first-team selection, while third baseman Dylan Ditzenberger and left fielder Lenny Junior Ashby were second-team selections. Ditzenberger went on to be named a CSC Academic All-American for his efforts on the field and in the classroom. Both UNM teams that Brown has coached (2022, 2023) have earned the ABCA Team Academic Excellence Award for their academic accomplishments.

In the 2022 season — Brown's first season in Albuquerque — UNM went 21-33 and finished sixth in the MW standings, with Lenny Junior Ashby and Jeffrey David named to the All-MW Second Team.

PRIOR TO UNM

Brown came to New Mexico after a successful 14 years and 341 wins with North Dakota State, where he currently sits as the second-winningest coach in program history and is the all-time leader in wins per season (24.4). In 2021, Brown led the Bison to the 2021 NCAA Tournament, winning its first Division I postseason game 6-1 over Mountain West opponent Nevada. In the same season, NDSU broke a school record with 20 Summit League victories, besting the previous record of 19 set by his 2017 team, and posted an overall record of 42-19. The Bison also led the nation with 25 road wins and set new school records in strikeouts (474) and putouts (1,567) in a single season.

Brown is no stranger to winning — he owns the two highest single season win totals in NDSU history (42 wins in 2021, 40 wins in 2012), and the only two 40+ win seasons by the program. Brown also owns three of the top-five single-season win totals in NDSU history. Under Brown's leadership, NDSU has played in five Summit League championship games, winning it outright in 2021 and 2014, and qualified for the league's baseball championship eight out of the last 11 years.

Brown took the helm of NDSU in 2008 and turned around a program that had faced three consecutive losing seasons, posting just 38 wins from 2005-07. In 2012, NDSU won a then-school-record 40 games, including an 8-2 win over a No. 5-ranked Arizona team that went on to win the 2012 College World Series. North Dakota State had a school-record .973 fielding percentage and posted a team ERA of 3.38, which was the program's lowest ERA in 37 years.

In 2016, the Bison posted a 29-25 overall record and set a new record for home wins at Newman Outdoor Field with 17 victories. In addition, North Dakota State set a new single season record in saves (17). NDSU defeated No. 19-ranked Minnesota on April 26 in Fargo, marking the second-ever win over an NCAA Division I top-25 opponent.

In the Summit League, Brown has coached two Summit League Players of the Year, one Summit League Newcomer of the Year, 46 All-Summit League selections, 22 Summit

THE BROWN FILE

Education

University of Arizona 1989-94

Coaching Experience

2008-2021 Head Coach North Dakota State
2022-Present Head Coach University of New Mexico

Career Coaching Record (Year-By-Year)

School	Year	Record	Win Pct.
NDSU	2008	15-30	.333
NDSU	2009	16-28	.372
NDSU	2010	22-30	.423
NDSU	2011	22-32	.407
NDSU	2012	40-20	.667
NDSU	2013	26-27	.491
NDSU	2014	25-26	.490
NDSU	2015	21-30	.412
NDSU	2016	29-25	.537
NDSU	2017	31-25	.554
NDSU	2018	26-24	.520
NDSU	2019	19-24	.442
NDSU	2020*	8-9	.471
NDSU	2021	42-19	.689
NDSU	14 yrs	341-350	.493
UNM	2022	21-33	.390
UNM	2023	26-25	.541
UNM	2024	23-20	.548
UNM	3 yrs	70-78	.476
Career	17 yrs	411-428	.490

*Incomplete season due to COVID-19

League Players of the Week, and 30 Summit League Pitchers of the Week. Under his leadership, Brown has also led players to two Collegiate Baseball Freshmen All-America selections and two College Baseball National Players of the Week.

Not only does Brown produce talent on the field, but also in the classroom. During his tenure at NDSU, Brown has had three NCAA Postgraduate Scholarship Winners, one Senior CLASS Award All-America, one CoSIDA Academic All-America Athlete of the Year, nine CoSIDA Academic All-America selections, 11 CoSIDA Academic All-District selections, one Summit League Scholar-Athlete of the Year, 16 Summit League Academic All-League selections, and was twice honored by NCAA with Public Recognition for perfect APR scores (2012-13 and 2015-16).

The Tucson, Ariz. native, was a left-handed pitcher for the Arizona Wildcats from 1989-94, leading the team in 1992 to a Pac-10 Championship. In 1993 he won six games and saved eight, setting a record with 35 appearances as Arizona fell one game short of Omaha. Brown then made a career out of coaching college ball in the northern tier of the country. He came to NDSU after eight seasons in Ohio as the pitching coach and recruiting coordinator for Bowling Green State University.

During this time, he recruited or helped develop eight players who have reached the major leagues, including former UNM pitching standout Jamie Vermilyea, who played for the Lobos from 2001-03. This list also includes Jay Flaa, who made his MLB debut this year, J.J. Hardy and pitcher Tim Wood from Sabino High School, in Tucson, Ariz., outfielder Shelley Duncan and pitchers Josh Pearce and Ben Diggins at the University of Arizona, and pitcher Burke Badenhop and outfielder Nolan Reimold from Bowling Green.

After two years as the pitching coach at Sabino High School in Tucson, Ariz., Brown began his collegiate coaching career in 1999 as a volunteer assistant for Arizona. He worked with pitchers and catchers and was the first-base coach for the Wildcats, who qualified for an NCAA regional.

Brown was also a head coach for the San Francisco Seals of the California Coastal Collegiate League in the summer of 1999, compiling a 43-29 record and making a fourth-place finish in the National Baseball Congress World Series.

Tod and his wife Janet have a 23-year old son, Brooks, and a 20-year old daughter, Blake.



MICHAEL LOPEZ

ASSISTANT COACH: PITCHING

Michael Lopez, who previously served as head coach at Howard Community College in Big Spring, Texas, joined the Lobos in the 2021-22 season as a pitching coach. Lopez joined the Lobo squad after spending two seasons at the helm of the Howard program, bolstering a 48-19 overall record.

In the second season with Lopez coordinating UNM's pitching, the team's ERA improved from

9.06 to 5.95 — UNM's lowest since 2016. UNM pitchers under Lopez also posted their lowest WHIP (1.59) since 2015 and fewest walks per nine innings (3.20) since 2014 in the process, with RHP Isaac Gallegos selected in the 2023 MLB Draft following the season's completion.

Under Lopez, two Howard Hawks were named to the 2021 All-Region V Baseball Team, including pitcher Kris Anglin, who led the league in strikeouts (103). Howard's Ethan Coombes was second in the league in strikeouts, retiring 82 throughout the season. Prior to becoming the head coach of the Hawks, Lopez spent three years as an assistant coach under previous head coach, Rob Martinez.

During his time at Howard College, Lopez worked primarily with the pitchers and served as the recruiting coordinator. He has had over 40 players sign with Division I

schools during his tenure, three players sign contracts with professional teams, and three players selected as NJCAA All-Americans.

Lopez originally came to Howard College after a one-year stint with a brand-new NAIA program, Marymount California University (MCU). During his one year at MCU, Lopez was named the associate head coach and helped with day-to-day recruiting. In the first year of the program, Lopez helped the Mariners win the CAL PAC Conference Championship and reach the 2016 West Grouping Championship. Lopez had three players selected to the 2016 All-California Pacific Conference Team while also coaching the CAL PAC conference player of the year and the CAL PAC Freshman of the year.

Prior to coaching at Marymount California University, Lopez was the volunteer assistant coach for two seasons at the University of Arizona under head coach Andy Lopez. Lopez assisted with the pitchers during practices and helped run the bullpen during games. Off the field, his job consisted of preparing scouting reports on opposing teams, directing the Andy Lopez Baseball Camp, and assisting with recruiting. Lopez's collegiate career in baseball includes four years (2009-2012) at the University of Arizona. Lopez was named captain of the 2012 team, which won the NCAA National Championship in Omaha, Nebraska.

Lopez graduated from The University of Arizona in 2013 with a bachelor's degree in family studies.



MATT RISDON

ASSISTANT COACH / RECRUITING COORDINATOR

Matt Risdon joined the Lobo Family in 2022 as a volunteer assistant coach, and he currently serves recruiting coordinator and assistant coach. Risdon was previously at Lenoir-Rhyne University for three seasons. Risdon was a Division I catcher at Western Illinois for two seasons and served on the coaching staff for the Fighting Leathernecks from August 2015-July 2019.

Last season, Risdon-coached hitters posted

UNM's highest team batting average since 2013 (.328) — good for best in the conference and No. 3 in NCAA D-I — while leading the MWC in OPS, hits, runs, triples, RBI and home runs. The Lobos' .974 fielding percentage in 2022 was the second-best in program history and best in the MWC, and their 48 double plays turned was the most in the conference.

In 2022, Risdon helped Lenoir-Rhyne University to the best season in program history with a 46-13 overall record and a record 25 wins at home. The Bears would post a 19-game winning streak, the longest in program history, and were ranked as high as

No. 11 in the nation. The Bears would capture just the third SAC Tournament title in program history and advanced to just the second NCAA Tournament appearance in team history. Risdon was the catching coach and assisted with hitting and recruiting. In 2022 the Bears broke multiple offensive records such as: home runs, runs, RBIs, walks, HBPs, hits, as well as many other team records. The Bears season was capped off with their senior catcher, Nick Clarno, signing with the Atlanta Braves.

Risdon began his coaching career as the Director of Baseball Operations with WIU in August 2015 and served in that role for one season before being named the program's graduate assistant. After finishing his Master in Sports Management in May 2017, Risdon earned the title of assistant coach and recruiting coordinator prior to the 2018 campaign. Risdon was primarily responsible for catchers and assisted with hitting and infielders while also serving as the third base coach. Risdon helped with defensive positioning and discussed hitting approach with players during game review. Risdon also helped with administrative duties such as: travel, team meals, fundraising, scouting, and monitoring student-athlete academic eligibility.

Risdon played in 40 career games for Western Illinois. He earned his bachelor's degree in exercise science in 2015.



JUSTIN MITCHELL

ASSISTANT COACH: HITTING

Justin Mitchell joined the Lobo Family in August of 2023 and he serves as assistant coach. He will handle UNM's catchers as well as hitting for head coach Tod Brown.

Mitchell spent the 2023 season as a graduate assistant coach at K-State under Pete Hughes. The 2023 Wildcats went 35-24 and advanced to the semifinals of the Big 12 Championship. His G.A. stint came after he

played one season at K-State, hitting .308 with five homers and 22 RBIs over 52 games, playing catcher as a grad transfer. Mitchell played four seasons at Oklahoma, where he graduated. Over his time he played in 116 games, hitting .261 with two homers and 38 RBIs. He recorded 991 career putouts as a catcher. He graduated from Oklahoma in 2022.

NEW MEXICO 2024 FIELDING STATS

Player	c	po	a	e	fld%	dp	sba	csb	sba%	pb	ci
26 MANSY, Luke	19	8	11	0	1.000	2	0	0	---	0	0
27 LOPEZ, David	13	2	11	0	1.000	0	7	0	1.000	0	0
47 OTT, Ethan	9	9	0	0	1.000	1	0	0	---	0	0
39 CASTILLO, Ryan	3	0	3	0	1.000	0	3	1	.750	0	0
23 JACKSON, Jaren	3	0	3	0	1.000	0	6	1	.857	0	0
31 PENGELLY, Dayne	2	0	2	0	1.000	0	8	1	.889	0	0
19 STILL, Justin	1	1	0	0	1.000	0	1	0	1.000	0	0
43 TRUJILLO, Gene	1	1	0	0	1.000	0	0	0	---	0	0
48 NEIL, Andrew	1	1	0	0	1.000	0	2	0	1.000	0	0
22 BAKER-LIVINGSTON,Be	1	0	1	0	1.000	0	0	0	---	0	0
29 HARDY, Wyatt	1	1	0	0	1.000	0	1	0	1.000	0	0
18 HOLLAND, Jake	260	232	26	2	.992	0	37	6	.860	3	0
30 SPENRATH, Reed	392	367	21	4	.990	40	0	0	---	0	0
11 STEPHENS, Sean	55	53	1	1	.982	0	0	0	---	0	0
24 SMITH, Kyle	100	94	4	2	.980	0	22	0	1.000	1	0
2 WEISSENBORN, Chase	74	22	50	2	.973	17	0	0	---	0	0
15 WALKER, Khalil	94	89	2	3	.968	0	0	0	---	0	0
8 KINKADE, Konner	145	58	82	5	.966	19	0	0	---	0	0
12 ASBY, Will	83	80	0	3	.964	0	0	0	---	0	0
14 CARRIS, Akili	55	17	36	2	.964	1	0	0	---	0	0
3 DIXON, Devon	186	56	121	9	.952	29	0	0	---	0	0
4 WOOD, Tye	62	56	1	5	.919	0	0	0	---	0	0
10 MUNGUIA, Austin	9	8	0	1	.889	0	0	0	---	0	0
34 BARNHOUSE, Josh	6	1	4	1	.833	0	6	1	.857	0	0
9 MCALISTER, Josh	54	7	37	10	.815	5	0	0	---	0	0
40 BANNISTER, Wil	10	3	5	2	.800	0	3	1	.750	0	0
33 PURSER, Daxton	4	0	3	1	.750	0	5	4	.556	0	0
13 RUSSELL, Brett	3	1	1	1	.667	0	11	0	1.000	0	0
35 STEINKAMP, Arthur	8	3	2	3	.625	0	5	0	1.000	0	0
6 MCBROOM, Brian	0	0	0	0	.000	0	1	0	1.000	0	0
38 LEHMBECK, Blake	0	0	0	0	.000	0	0	0	---	0	0
17 MOGEN, Cristian	0	0	0	0	.000	0	0	0	---	0	0
41 ROMERO, Blane	0	0	0	0	.000	0	0	0	---	0	0
Totals	1654	1170	427	57	.966	41	59	9	.868	4	0
Opponents	1590	1153	386	51	.968	35	38	13	.745	3	0

Hitting minimums - 1 Games 1 AB 2.0 AB/Game 1 TPA 2.0 TPA/Game

Pitching minimums - 1 Games 1.0 IP/Game

NEW MEXICO 2024 OVERALL STATS

Record: 27-22 Home: 18-10 Away: 7-10 Neutral: 2-2 MW: 16-11

Player	avg	gp-gs	ab	r	h	2b	3b	hr	rbi	tb	slg%	bb	hp	so	gdp	ob%	sf	sh	sb-att	po	a	e	fld%	
15 WALKER, Khalil	.404	45-38	146	42	59	11	0	3	19	79	.541	29	2	21	1	.506	1	6	2-5	94	2	3	.970	
18 HOLLAND, Jake	.384	39-38	151	43	58	14	2	15	57	121	.801	14	5	29	5	.435	7	0	0-0	252	30	2	.993	
30 SPENRATH, Reed	.356	49-48	188	53	67	16	4	14	49	133	.707	39	2	52	2	.472	0	0	5-5	405	22	4	.991	
12 ASBY, Will	.344	49-47	192	56	66	17	2	10	52	117	.609	30	6	26	0	.438	5	1	1-2	86	0	3	.966	
4 WOOD, Tye	.329	46-44	143	42	47	7	4	3	32	71	.497	35	14	32	4	.492	3	0	19-22	58	1	5	.922	
14 CARRIS, Akili	.317	30-26	101	21	32	8	0	0	27	40	.396	6	0	21	2	.349	2	2	1-1	20	41	3	.953	
8 KINKADE, Konner	.305	42-34	141	31	43	7	0	0	27	50	.355	14	8	23	3	.392	3	6	1-1	62	92	5	.969	
24 SMITH, Kyle	.284	33-25	102	28	29	8	0	3	23	46	.451	15	8	19	4	.413	1	0	1-2	94	4	2	.980	
3 DIXON, Devon	.230	47-38	135	30	31	7	1	3	24	49	.363	25	2	32	6	.356	1	1	1-1	57	123	9	.952	

47 OTT, Ethan	.360	27-20	75	18	27	6	0	4	22	45	.600	12	4	23	1	.467	1	0	0-0	9	0	0	1.000	
2 WEISSENBORN, Chase	.338	23-23	77	9	26	3	0	2	20	35	.455	7	2	19	0	.402	1	0	0-0	23	64	2	.978	
43 TRUJILLO, Gene	.326	23-8	43	13	14	3	0	4	13	29	.674	7	1	14	0	.423	1	0	0-0	1	0	0	1.000	
11 STEPHENS, Sean	.302	37-21	86	16	26	2	2	0	13	32	.372	13	5	17	2	.423	0	0	8-13	53	1	1	.982	
9 MCALISTER, Josh	.269	28-24	93	18	25	3	1	5	17	45	.484	12	1	29	2	.355	1	2	3-3	7	37	10	.815	
10 MUNGUIA, Austin	.250	6-0	4	0	1	0	0	0	1	.250	0	0	2	0	.250	0	0	0-0	8	0	1	.889		
26 MANSY, Luke	.194	14-7	31	8	6	1	0	0	3	7	.226	12	0	5	0	.419	0	1	0-0	8	11	0	1.000	
48 NEIL, Andrew	.000	4-0	0	2	0	0	0	0	0	0	.000	0	0	0	0	.000	0	0	0-0	1	0	0	1.000	
Totals	.326	49	1708	430	557	113	16	66	398	900	.527	270	60	364	32	.430	27	19	42-55	1251	466	58	.967	
Opponents	.322	49	1754	406	564	130	23	63	370	929	.530	217	60	361	40	.409	24	12	59-68	1228	417	51	.970	

LOB - Team (426), Opp (410). DPs turned - Team (45), Opp (40). IBB - Team (3), MCALISTER, J 2, SPENRATH, R. 1. Picked off - WALKER, K. 2, KINKADE, K. 2, STEPHENS, S. 2, WOOD, T. 1, WEISSENBORN 1.

(All games Sorted by Earned run avg)

Player	era	w-l	app	gs	cg	sho	sv	ip	h	r	er	bb	so	2b	3b	hr	b/avg	wp	hp	bk	sfa	sha
13 RUSSELL, Brett	6.12	4-2	14	6	0	0/0	0	50.0	52	40	34	14	38	13	2	7	.263	7	5	0	1	0
27 LOPEZ, David	7.63	4-2	13	10	0	0/0	0	61.1	87	58	52	25	42	21	1	8	.333	5	6	0	2	4

17 MOGEN, Cristian	0.00	1-0	1	0	0	0/0	0	2.0	2	0	0	0	0	1	0	0	.250	0	0	0	0	0
22 BAKER-LIVINGSTON,Be	3.00	0-0	2	2	0	0/0	0	6.0	6	2	2	1	8	1	0	0	.286	1	2	0	1	0
40 BANNISTER, Wil	5.40	2-0	20	5	0	0/0	3	46.2	54	30	28	20	27	10	2	7	.284	5	5	0	2	1
19 STILL, Justin	6.08	1-0	14	0	0	0/0	1	13.1	15	11	9	15	11	2	1	1	.300	2	4	0	1	0
33 PURSER, Daxton	6.19	0-2	10	7	0	0/0	0	32.0	32	25	22	26	33	8	1	2	.258	3	8	2	0	1
31 PENGELLY, Dayne	6.95	4-4	11	9	0	0/1	0	44.0	65	43	34	30	52	16	3	6	.339	11	6	2	1	3
35 STEINKAMP, Arthur	8.03	4-1	21	0	0	0/1	0	37.0	52	37	33	14	20	15	5	2	.331	3	4	0	3	0
34 BARNHOUSE, Josh	8.39	2-2	17	4	0	0/0	1	34.1	48	34	32	16	34	12	1	9	.338	2	2	0	4	2
6 MCBROOM, Brian	9.19	1-0	17	0	0	0/0	3	15.2	20	16	16	8	11	4	1	4	.303	0	4	1	2	0
23 JACKSON, Jaren	9.53	3-5	21	2	0	0/0	1	39.2	64	45	42	22	44	11	2	10	.360	5	7	0	4	1
39 CASTILLO, Ryan	12.36	1-3	9	2	0	0/0	0	19.2	37	29	27	6	22	10	2	3	.407	3	4	0	2	0
38 LEHMBECK, Blake	13.50	0-0	2	0	0	0/0	0	2.0	6	3	3	1	2	2	1	0	.500	2	0	0	0	0
48 NEIL, Andrew	18.00	0-0	5	1	0	0/0	0	4.0	3	11	8	13	5	0	1	0	.200	3	3	1	1	0
29 HARDY, Wyatt	20.00	0-1	8	1	0	0/0	1	9.0	21	20	20	4	12	4	0	4	.438	1	0	0	0	0
41 ROMERO, Blane	54.00	0-0	1	0	0	0/0	0	0.1	0	2	2	2	0	0	0	0	.000	0	0	0	0	0
Totals	7.83	27-22	49	49	0	1/1	10	417.0	564	406	363	217	361	130	23	63	.322	53	60	6	24	12
Opponents	8.49	22-27	49	49	1	2/1	7	409.1	557	430	386	270	364	113	16	66	.326	46	60	5	27	19

PB - Team (4), HOLLAND, J. 3, SMITH, K. 1, Opp (3). Pickoffs - Team (4), PURSER, D. 1, BARNHOUSE, J 1, RUSSELL, B. 1, BANNISTER, W 1, Opp (7). SBA/ATT - HOLLAND, J. (37-43), SMITH, K. (22-22), RUSSELL, B. (11-11), PENGELLY, D. (8-9), PURSER, D. (5-9), LOPEZ, D. (7-7), BARNHOUSE, J (6-7), JACKSON, J. (6-7), STEINKAMP, A (5-5), CASTILLO, R. (3-4), BANNISTER, W (3-4), NEIL, A. (2-2), HARDY, W. (1-1), MCBROOM, B. (1-1), STILL, J. (1-1).