



NEW MEXICO LOBOS

2024 BASEBALL GAME NOTES

X @UNMLOBOBASEBALL | #GOLOBOS | GOLOBOS.COM

MAY 23: MOUNTAIN WEST TOURNAMENT, GAME ONE



#2



NEW MEXICO (28-24, 17-13 MW)

HEAD COACH: Tod Brown (75-82, 3rd year) [416-432 (.491) overall]
2024 HOME: 18-10 | 2024 AWAY: 8-12 | 2024 NEUTRAL: 2-2
STREAK: W1 | Last 10: 5-5 | 2023 RECORD: 26-25 (13-17 MW)

#3



SAN JOSE STATE (22-31, 16-14 MW)

HEAD COACH: Brad Sanfilippo
2024 HOME: 12-9 | 2024 AWAY: 10-22 | 2024 NEUTRAL: 3-0
STREAK: L1 | LAST 10: 4-6 | 2023 RECORD: 31-27 (18-11 MW)

LEADING OFF...

New Mexico Baseball (28-24, 17-13 MW) heads to San Diego this week to play for a Mountain West Championship in its first MW Tournament appearance since 2017, having earned the No. 2 seed to lock in its fourth straight matchup with San Jose State (22-31, 16-14 MW) at Tony Gwynn Stadium on Thursday.

The Lobos' first tournament bid in seven years is the culmination of a year in which UNM outperformed expectations and improved its winning percentage both in and out of conference for a third straight year. They finished sixth (10-20 MW) in Brown's first season as head coach in 2022 and narrowly missed out on the conference tournament with a fifth-place finish (13-17 MW) in 2023. They entered the season tied for fifth in the preseason coaches' poll and finished it in sole possession of second place and a game back of the regular season champs.

After being kept off the board for the first seven innings -- and ten in a row dating back to Friday's loss -- in Saturday's finale, the Lobos (28-24, 17-13 MW) pulled off a dramatic rally with a six-run eighth, capped off by Will Asby's program record-breaking fourth grand slam of the year to tie things up. After tacking on three more runs to but surrendering the same in the bottom of the frame to force extras, the Lobos got the knock they needed with a go-ahead RBI single from Josh McAlister in only his fourth AB of the weekend to outlast the Spartans 10-9 in the 11th inning and lock up the No. 2 seed in the tournament.

UNM needs at least three wins to secure a MW Tournament Championship and its first NCAA Regional appearance since 2016 and is eliminated with two losses.

Coincidentally, the Falcons and Bulldogs will also be squaring off for a fourth consecutive meeting on Thursday later on at 7 p.m. MT -- the Lobos will face the loser of that matchup on Friday if they fall in the opener and the winner if they can open with a win. If they can rip off two wins in a row, they'll reach a potential championship game on May 25 at 7 p.m. MT, with an if necessary game the day following at 2 p.m. MT.

With the regular season in the rearview mirror, UNM is batting .323 as a team with an OPS of .947 while averaging 9.20 runs and 12.07 hits per nine innings. Khalil Walker (.390) and Jake Holland (.385) have the No. 1 and No. 2 batting averages in the Mountain West -- Holland also leads the league in slugging (.801) and ranks second in RBI (59) and HR (16) while Walker ranks second in OBP (.492). Reed Spenrath ranks No. 2 in triples (4) and ranks fifth in OBP (.459), fourth in slugging (.685) and fourth in HR (14). Tye Wood leads the league in OBP (.495) with the second-most stolen bases (20).

UNM now ranks No. 5 in all of D-I college baseball in batting average (.323), No. 12 in team on-base percentage (.426), No. 12 in doubles per game (2.31), No. 13 in total hits (588), No. 39 in base on balls (285), No. 29 in runs scored (448), No. 12 in DP per game (0.96) and in total double plays (50) and No. 33 in slugging (.521).

FAST FACTS

- The Lobos have already exceeded their previous-highest win total under Coach Brown with 27 wins to make it three straight years in which they've increased their win output -- they need two more to eclipse 30 wins for the first time since 2017.
- No. 2 seeds are 41-36 all-time in the MW Tournament -- a No. 2 seed has won the Tournament Championship in four of the last seven years that it was held.
- UNM is 30-30 all-time in the tournament and 20-17 against current MW members, winning it all in 2011, 2012 and 2016.
- UNM is 5-7 against the tournament field this season -- they've only faced Fresno State and Air Force three times each, taking one game from each but dropping both weekend series.
- During his time at North Dakota State (2008-2021) Coach Brown was 12-11 in conference tournaments, winning Summit League

CONTINUED ON PAGE 2

FEBRUARY (5-3)

DATE	OPPONENT	TIME/RESULT
2/16	Oregon State ^A	L, 6-15
2/17	CSU Bakersfield ^A	W, 4-3
2/18	Minnesota ^A	L, 2-11
2/19	CSU Bakersfield ^A	W, 6-2
2/22	S. Dakota St.	L, 5-11
2/23	S. Dakota St.	W, 12-11
2/24	S. Dakota St.	W, 9-8
2/24	S. Dakota St.	W (7), 13-2

MARCH (11-8)

DATE	OPPONENT	TIME/RESULT
3/1	Hofstra	L, 9-10
3/2	Hofstra	L, 15-16
3/2	Hofstra	W, 11-7
3/3	Hofstra	W, 9-6
3/5	Texas Tech	L, 8-11
3/8	UNLV*	W, 7-6
3/9	UNLV*	W, 31-15
3/10	UNLV*	W, 6-5
3/12	Arizona State	W, 6-4
3/15	Nevada*	L, 2-13
3/16	Nevada*	L, 3-4
3/17	Nevada*	W, 10-8
3/19	New Mexico St.	W (7), 14-4
3/22	San Jose St.*	L, 13-16
3/23	San Jose St.*	W, 7-5
3/24	San Jose St.*	W (7), 17-4
3/28	San Diego St.*	W, 5-2
3/29	San Diego St.*	L, 6-8
3/30	San Diego St.*	L (7), 0-13

APRIL (7-9)

DATE	OPPONENT	TIME/RESULT
4/2	Arizona	L, 1-9
4/5	Sam Houston St.	L, 14-23
4/7	Sam Houston St.	L, 3-14
4/9	New Mexico St.	L, 2-10
4/12	Fresno State*	L, 5-10
4/13	Fresno State*	L, 19-23
4/14	Fresno State*	W, 6-2
4/16	CSU-Pueblo	W, 3-1
4/19	Air Force*	L, 3-12
4/20	Air Force*	W, 6-5
4/21	Air Force*	L, 7-18 (7)
4/23	Texas Tech	W, 17-3
4/26	San Diego St.*	W, 8-4
4/27	San Diego St.*	W, 19-5
4/28	San Diego St.*	W, 9-7
4/30	New Mexico St.	L, 2-10

MAY (5-4)

DATE	OPPONENT	TIME/RESULT
5/3	UNLV*	W, 15-8
5/4	UNLV*	L, 8-13
5/5	UNLV*	W, 14-2
5/10	Nevada*	W, 16-0
5/11	Nevada*	L, 0-2
5/12	Nevada*\$	W, 11-5
5/16	San Jose St.*	L, 7-8
5/17	San Jose St.*	L, 1-5
5/18	San Jose St.*	W, 10-9 (11)
5/23	(3) SAN JOSE ST.	2:30 P.M.
5/24	(1) AFA / (4) FS	TBA

^A - Sanderson Ford College Baseball Classic

* - Mountain West Conference Game

\$ - Senior Day

Home Games in **Bold**



REGIONAL APPEARANCES

1962	2010	2011
2012	2013	2016



REGULAR SEASON CHAMPIONS
TOURNAMENT CHAMPIONS

1962	2000	2011
2011	2012	2013
2014	2016	2017

UNIVERSITY OF NEW MEXICO

Location	Albuquerque, N.M.
Founded	1889
Enrollment	8,800
Nickname	Lobos
Colors	Cherry and Silver
Affiliation	NCAA Division I
Conference	Mountain West
President	Garnett Stokes
Director of Athletics	Eddie Nunez
Faculty Representative	Karen Gaudreault
Athletic Dept. Phone	(505) 925-5521
Ticket Operations	(505) 925-5627

BASEBALL STADIUM

Home Field	Santa Ana Star Field
Capacity	1,000
Dimensions	338 (LF); 408 (LC); 420 (CF); 408 (RC) 338 (RF)

UNM BASEBALL HISTORY

First Season	1899
Overall Record	1961-1813-18 (.520)
Overall MW Record	354-273-1 (.564)
Years in NCAA Postseason	6 (1962, 2010, '11, '12, '13, '16)
Conference Titles	7 (1962, 2000, '11, '12, '13, '14, '17)
Conference Tournament Titles	3 (2011, '12, '16)

COACHING STAFF

Head Coach	Tod Brown
Phone	(505) 925-5500
Email	todbrown21@unm.edu
Years at UNM	3rd season
Record at UNM	75-82 (3 yr.)
Overall Record	416-432 (17 yrs.)
Pitching Coach	Michael Lopez
Phone	(505) 925-5500
Email	mlopez41@unm.edu
Years at UNM	3rd season
Asst. Coach/Recruiting Coord.	Matt Risdon
Phone	(847) 630-6105
Email	mrison@unm.edu
Years at UNM	2nd season
Assistant Coach/Hitting	Justin Mitchell
Years at UNM	1st season
Athletic Trainer	Robert Rimorin

2023 REVIEW

Overall Record	26-25
MWC Record (Finish)	13-17 (5th)
Home Record	17-10
Away Record	6-14
Neutral Record	3-1
Starters Returning/Lost	7/6
Pitchers Returning/Lost	8/8
Letterwinners Returning/Lost	15/19
Newcomers	24

THROUGH THE ORDER (LAST WEEK'S LINEUP)

NO.	PLAYER	YR/POS	BA	SLG	OBP	R	H	2B	3B	HR	RBI	BB/SO
8	Konner Kinkade	SR/INF	.305	.358	.390	31	46	8	0	0	28	15/24
12	Will Asby	SR/OF	.340	.617	.427	59	70	17	2	12	59	30/27
18	Jake Holland	SR/C	.385	.801	.448	46	62	15	2	16	59	19/29
30	Reed Spenrath	SR/1B	.350	.685	.459	54	71	18	4	14	50	39/57
24	Kyle Smith	SR/C	.296	.454	.421	28	32	8	0	3	24	16/20
4	Tye Wood	JR/OF	.327	.484	.495	44	50	7	4	3	32	39/36
14	Akili Carris	SO/INF	.300	.382	.331	21	33	9	0	0	27	6/22
2	Chase Weissenborn	SR/INF	.337	.449	.400	13	30	4	0	2	21	8/25
15	Khalil Walker	JR/OF	.390	.519	.492	42	60	11	0	3	19	30/23

OTHER KEY HITTERS

3	Devon Dixon	SR/INF	.228	.360	.361	32	31	7	1	3	25	27/33
9	Josh McAlister	JR/INF	.278	.485	.360	19	27	3	1	5	18	12/29
11	Sean Stephens	SR/OF	.303	.371	.421	18	27	2	2	0	14	13/17
43	Gene Trujillo	FR/DH	.318	.659	.415	13	14	3	0	4	13	7/15
47	Ethan Ott	JR/DH	.337	.566	.440	18	28	7	0	4	23	12/24

Tournament Championships in 2014 and 2021.

• UNM's .538 winning percentage this season is the fourth-best of Brown's career as a head coach and the best since the Lobos went 33-23 (.629) in 2016. That 2016 season was the last time the Lobos reached an NCAA Regional.

• They conclude the regular season as the MW statistical leaders in batting average, slugging, on base percentage, runs, hits, RBI, total bases and walks. If the season ended today, this year's Lobos squad would rank No. 6 in program history in on base % (.426) and No. 10 in slugging % (.521).

ALL-TIME SERIES

UNM leads the all-time series with the Spartans 30-22-1, with a 20-7 mark against them at home and a 27-19-1 record since they joined the Mountain West in 2014. The Lobos have won at least one game in each of their last six weekend series with San Jose State but hadn't taken a weekend series from the Spartans since 2021 until they won two of three at home in March before dropping the first two last weekend to even the season series at 3-3. They only faced each other three times last season, with UNM winning the series opener in Albuquerque 16-8 but falling in the next two (3-8, 3-14 [8 Inn.]). UNM Head Coach Tod Brown is 7-8 against the Spartans in his career.

The Spartans are the only MW opponent that the Lobos have never played in the conference tournament.

MW TOURNAMENT HISTORY

This will be UNM's 19th appearance in the conference tournament – the third-most of any MW team behind San Diego State (21) and UNLV (20). They made the first 18 tournaments that were held (2000-2017) but hadn't been back since until this time around.

UNM enters this week at 30-30 in MW Tournament

games all-time and 20-17 against current conference teams, having won tournament titles in 2011, 2012 and 2016.

The last time the Lobos played in the MW postseason, they were the hosts in 2017, winning the opener against No. 4 seed Nevada 7-2 but dropping the next two against San Diego State (8-9) and Fresno State (5-11) to be eliminated.

A LOOK AT THE FIELD

UNM went 5-7 against the three other MW Tournament qualifiers this year, splitting a pair of weekend series with No. 3-seed San Jose State and dropping two of three to No. 1 Air Force on the road (3-12, 6-5, 7-18) and No. 4 Fresno State at home (5-10, 19-23, 6-2).

UNM is 5-5 in its last 10 games – they and Air Force (7-3) are the only teams in the tournament above .500 in their last 10, with San Jose State dropping six of their last 10 and Fresno State losing eight.

Jake Holland has batted a team-best .500 against those three teams, with 26 RBI, eight homers, three doubles and a triple. Khalil Walker (.462) and Will Asby (.404) have both batted above .400 as well, with Asby driving in 19 runs with four homers and three doubles.

ON DECK

If the Lobos can win it all, they'll punch their ticket to an NCAA Regional for the first time since 2016. If they lose two games, their season is over.

LAST WEEKEND

(at San Jose State, 5/16-18)

UNM's ninth-inning rally came one run short in its series opener on Thursday (7-8) and the Lobos couldn't get their bats going in Round Two as they fell 1-5 to lose back-to-back games for the first time since April 13. They trailed 6-0 in the finale after being kept off the

CONTINUED ON PAGE 3

PRESEASON MWC COACHES' POLL

2024 Predicted Order of Finish

RANK	SCHOOL	POINTS
1.	San José State (4)	33
2.	Fresno State (2)	28
3.	Air Force (1)	27
4.	San Diego State	19
5.	New Mexico	15
5.	UNLV	15
7.	Nevada	10

PRESEASON ALL-MOUNTAIN WEST

Name	Yr.	Pos.	Institution
Sam Kulasingam	Sr.	INF	Air Force
Jay Thomason	Sr.	INF	Air Force
Jake Holland	GR.	P	Fresno State
Murf Gray	So.	INF	Fresno State
Tommy Hopfe	Jr.	UTL	Fresno State
Reed Spenrath	Sr.	INF	New Mexico
Chris Canada	Jr.	P	San Diego State
Omar Serrano	Jr.	P	San Diego State
Hunter Dorraugh	Sr.	INF	San José State
Robert Hamchuk	Sr.	OF	San José State
Theo Hardy	Sr.	INF	San José State
Mickey Thompson	Sr.	P	San José State
Rylan Charles	Sr.	OF	UNLV

2024 NEW MEXICO BASEBALL ROSTER

NO.	NAME	POS.	HT.	WT.	B/T	YR.	HOMETOWN/PREV SCHOOL
1	Jordan Martinez	RHP	5-11	185	R/R	SO	Albuquerque, NM / Sandia HS
2	Chase Weissenborn	INF	5-11	185	R/R	SR	Albuquerque, NM / Albuquerque Academy
3	Devon Dixon	INF	6-1	185	R/R	SR	Phoenix, AZ / Mountain Pointe HS / C. Arizona Coll.
4	Tye Wood	OF	5-11	185	S/L	JR	Gardner, KS / Gardner Edgerton HS / Iowa Western
5	Cooper Brass	INF	5-10	170	R/R	FR	Chandler, AZ / Hamilton HS
6	Brian McBroom	RHP	6-0	180	R/R	SR	Oakley, CA / Freedom HS / Howard Coll.
7	Derek Montijo	INF/OF	6-0	175	R/R	FR	Rio Rico, AZ / Nogales HS
8	Konner Kinkade	INF	5-10	190	R/R	SR	Pullman, WA / Pullman HS / CSUB / Orange Coast Coll.
9	Josh McAlister	INF	6-2	185	R/R	JR	Homewood, IL / Flossmoor HS / Ohio State
10	Austin Munguia	C	5-10	190	R/R	JR	Round Rock, TX / Round Rock HS / Cisco College
11	Sean Stephens	OF	5-11	190	R/R	SR	Forney, TX / Forney HS / Odessa College
12	Will Asby	OF	5-11	200	L/R	SR	Sacramento, CA / Jesuit HS / Sacramento City Coll. / San Francisco
13	Brett Russell	RHP	6-0	200	R/R	SR	Enid, OK / Enid HS / Seminole St. Coll.
14	Akili Carris	INF	6-2	185	R/R	SO	Albuquerque, NM / La Cueva HS
15	Khalil Walker	OF	5-10	170	L/L	JR	Mansfield, TX / Mansfield Timberview HS / E. Arizona Coll.
17	Cristian Mogen	RHP	6-0	180	R/R	FR	Peoria, AZ / Centennial HS
18	Jake Holland	C	6-4	235	R/R	SR	Orlando, FL / Montverde Academy / Georgia Tech / Chipola Coll.
19	Justin Still	LHP	6-3	215	L/L	JR	Chandler, AZ / Perry HS
20	Luke Banister	C	5-10	200	R/R	JR	Round Rock, TX / Hutto HS / Temple Coll. / Cleveland Coll.
22	Ben Baker-Livingston	RHP	6-2	185	R/R	JR	Richardson, TX / Plano East HS
23	Jaren Jackson	LHP	6-3	225	L/L	SR	Albuquerque, NM / Cleveland HS / Pima CC
24	Kyle Smith	C	6-0	205	R/R	SR	Wilmington, NC / New Hanover HS / St. Johns River St. Coll.
25	Luke Wiseman	RHP	6-0	215	R/R	JR	Wylie, TX / Wylie HS / Odessa Coll.
26	Luke Mansy	INF/OF	5-10	180	L/R	SO	San Diego, CA / St. Augustine HS / Santa Clara / Grossmont Coll.
27	David Lopez	RHP	6-2	220	R/R	JR	Mission, TX / Sharyland Pioneer HS / Wharton County JC
29	Wyatt Hardy	RHP	6-2	185	R/R	JR	Valor, CO / Valor Christian / Pima CC
30	Reed Spenrath	1B/OF	6-5	230	L/R	SR	El Campo, TX / El Campo HS / Texas A&M / Cisco Coll. / TCU
31	Dayne Pengelly	RHP	6-2	195	L/R	JR	Rio Rancho, NM / Cleveland HS / Pima CC
33	Daxton Purser	LHP	6-1	225	L/L	JR	Providence, UT / Ridgeline HS / Salt Lake CC
34	Josh Barnhouse	RHP	6-5	220	R/R	JR	Prosper, TX / Prosper HS / Crowder College
35	Arthur Steinkamp	LHP	6-0	180	L/L	SR	Los Alamos, NM / Los Alamos HS
38	Blake Lehmbeck	RHP	6-1	195	R/R	FR	Tucson, AZ / Canyon Del Oro HS
39	Ryan Castillo	RHP	6-2	180	R/R	FR	Los Lunas, NM / Los Lunas HS
40	Wil Bannister	RHP	6-3	205	R/R	SR	Las Cruces, NM / Centennial HS / New Mexico St. / Pima CC
41	Blane Romero	RHP	6-0	180	R/R	SR	Spring, TX / Oak Ridge HS / Sam Houston St.
43	Gene Trujillo	1B	6-5	230	L/R	FR	Albuquerque, NM / St. Pius X
44	Vascon Smith	OF	6-0	185	R/R	FR	Rio Rancho, NM / Rion Rancho HS
47	Ethan Ott	1B/OF	6-2	215	R/R	JR	Chesapeake, VA / Greenbriar Christian Academy / UNC Pembroke
48	Andrew Neil	RHP/INF	5-11	185	L/R	JR	Oakley, CA / Freedom HS / Folsom Lake CC
49	Cayne Killion	LHP	6-0	200	L/L	FR	Mesa, AZ / Red Mountain HS

COACHING STAFF

HEAD COACH: Tod Brown (3rd season)

ASSISTANT COACH/PITCHING: Michael Lopez (3rd season)

ASSISTANT COACH/RECRUITING COORDINATOR: Matt Risdon (2nd season)

ASSISTANT COACH/HITTING: Justin Mitchell (1st season)

PRONUNCIATIONS

2 – WIZE-en-born

3 – DEVV-in

7 – mon-TI-HO

8 – kinn-KADE

9 – micALister

10 – mun-ghee-yuh

14 – uh-KILL-ee care-iss

15 – Kuhlil (Like 'lil)

17 – Mow-gen

27 – Dah-veed

31 – Pen-GHELL-ee

35 – stine-camp

38 – lem-beck

43 – Tru-hee-yo

44 – vas-kun

48 – neal

2024 NEW MEXICO OVERALL STATS

Record: 28-24 Home: 18-10 Away: 8-12 Neutral: 2-2 MW: 17-13

Date	Opponent	Score	Player	avg	slug	ob%	g	ab	r	h	2b	3b	hr	rbi	bb	so	sb	cs	e
2/16	vs #7 Oregon State	L 6-15	WALKER, Khalil	.390	.519	.492	48	154	42	60	11	0	3	19	30	23	2	3	3
2/17	vs CSU Bakersfield	w 4-3	HOLLAND, Jake	.385	.801	.448	42	161	46	62	15	2	16	59	19	29	0	0	2
2/18	vs Minnesota	L 2-11	SPENRATH, Reed	.350	.685	.459	52	203	54	71	18	4	14	50	39	57	5	0	5
2/19	vs CSU Bakersfield	w 6-2	ASBY, Will	.340	.617	.427	52	206	59	70	17	2	12	59	30	27	1	1	4
2/22	SOUTH DAKOTA STATE	L 5-11	WOOD, Tye	.327	.484	.495	49	153	44	50	7	4	3	32	39	36	20	3	5
2/23	SOUTH DAKOTA STATE	w 12-11	KINKADE, Konner	.305	.358	.390	45	151	31	46	8	0	0	28	15	24	1	0	5
2/24	SOUTH DAKOTA STATE	w 9-8	CARRIS, Akili	.300	.382	.331	33	110	21	33	9	0	0	27	6	22	1	0	3
2/24	SOUTH DAKOTA STATE	w 13-2	SMITH, Kyle	.296	.454	.421	35	108	28	32	8	0	3	24	16	20	2	1	2
3/1	HOFSTRA	L 9-10	DIXON, Devon	.228	.360	.361	49	136	32	31	7	1	3	25	27	33	1	0	9
3/2	HOFSTRA	L 15-16	-----																
3/2	HOFSTRA	w 11-7	OTT, Ethan	.337	.566	.440	29	83	18	28	7	0	4	23	12	24	0	0	0
3/3	HOFSTRA	w 9-6	WEISSENBORN, C	.337	.449	.400	26	89	13	30	4	0	2	21	8	25	0	0	3
3/5	#17 TEXAS TECH	L 8-11	TRUJILLO, Gene	.318	.659	.415	24	44	13	14	3	0	4	13	7	15	0	0	0
*3/9	UNLV	w 7-6	STEPHENS, Sean	.303	.371	.421	38	89	18	27	2	2	0	14	13	17	9	5	1
*3/9	UNLV	w 31-15	MCALISTER, Josh	.278	.485	.360	29	97	19	27	3	1	5	18	12	29	3	0	10
*3/10	UNLV	w 6-5	MUNGUIA, Austin	.250	.250	.250	6	4	0	1	0	0	0	0	0	2	0	0	1
3/12	at Arizona State	w 6-4	MANSY, Luke	.194	.226	.419	14	31	8	6	1	0	0	3	12	5	0	0	0
*3/15	at Nevada	L 2-13	NEIL, Andrew	.000	.000	.000	4	0	2	0	0	0	0	0	0	0	0	0	0
*3/16	at Nevada	L 3-4	Totals	.323	.521	.426	52	1819	448	588	120	16	69	415	285	388	45	13	61
*3/17	at Nevada	w 10-8	Opponents	.320	.526	.409	52	1863	428	596	138	24	66	391	231	379	60	9	55
3/19	NEW MEXICO STATE	w 14-4																	
*3/22	SAN JOSE STATE	L 13-16	LOB - Team (450), Opp (439). DPs turned - Team (50), Opp (46). IBB - Team (3),																
*3/23	SAN JOSE STATE	w 7-5	MCALISTER, J 2, SPENRATH, R. 1. Picked off - STEPHENS, S. 2, WALKER, K. 2,																
*3/23	SAN JOSE STATE	w 17-4	KINKADE, K. 2, WEISSENBORN 1, WOOD, T. 1.																
*3/28	at San Diego State	w 5-2																	
*3/29	at San Diego State	L 6-8	Player	era	w-l	app	gs	cg	sh	sv	ip	h	r	er	bb	so	avg	hr	
*3/29	at San Diego State	L 0-13	RUSSELL, Brett	5.80	4-3	15	7	0	0	0	54.1	56	42	35	15	40	.259	8	
4/2	at Arizona	L 1-9	LOPEZ, David	7.71	4-2	14	11	0	0	0	65.1	92	63	56	28	45	.332	8	
4/5	SAM HOUSTON	L 14-23	-----																
4/7	SAM HOUSTON	L 3-14	MOGEN, Cristian	0.00	1-0	1	0	0	0	0	2.0	2	0	0	0	0	.250	0	
4/9	at New Mexico State	L 2-10	BAKER-LIVINGSTON	3.00	0-0	2	2	0	0	0	6.0	6	2	2	1	8	.286	0	
*4/12	FRESNO STATE	L 5-10	BANNISTER, Wil	5.69	2-0	21	5	0	0	3	49.0	56	33	31	22	28	.281	8	
*4/13	FRESNO STATE	L 19-23	PURSER, Daxton	5.82	1-2	11	7	0	0	0	34.0	33	25	22	26	36	.252	2	
*4/14	FRESNO STATE	w 6-2	STILL, Justin	6.08	1-0	14	0	0	0	1	13.1	15	11	9	15	11	.300	1	
4/16	CSU-PUEBLO	w 3-1	PENGELLY, Dayne	6.94	4-4	12	10	0	0	0	48.0	71	47	37	34	55	.338	6	
*4/19	at Air Force	L 3-12	STEINKAMP, Arthur	7.29	4-1	23	0	0	0	0	42.0	56	38	34	15	24	.320	2	
*4/21	at Air Force	w 6-5	BARNHOUSE, Josh	8.92	2-3	18	4	0	0	1	35.1	51	37	35	17	34	.349	10	
*4/21	at Air Force	L 7-18	MCBROOM, Brian	9.19	1-0	17	0	0	0	3	15.2	20	16	16	8	11	.303	4	
4/23	at Texas Tech	w 17-3	JACKSON, Jaren	9.55	3-5	23	2	0	0	1	43.1	71	49	46	24	46	.362	10	
*4/26	SAN DIEGO STATE	w 8-4	CASTILLO, Ryan	11.95	1-3	10	2	0	0	0	20.1	37	29	27	6	22	.402	3	
*4/27	SAN DIEGO STATE	w 19-5	LEHMBECK, Blake	13.50	0-0	2	0	0	0	0	2.0	6	3	3	1	2	.500	0	
*4/28	SAN DIEGO STATE	w 9-7	NEIL, Andrew	18.00	0-0	5	1	0	0	0	4.0	3	11	8	13	5	.200	0	
4/30	at New Mexico State	L 8-10	HARDY, Wyatt	20.00	0-1	8	1	0	0	1	9.0	21	20	20	4	12	.438	4	
*5/3	at UNLV	w 15-8	ROMERO, Blane	54.00	0-0	1	0	0	0	0	0.1	0	2	2	2	0	.000	0	
*5/4	at UNLV	L 8-13	Totals	7.74	28-24	52	52	0	1	10	444.0	596	428	382	231	379	.320	66	
*5/5	at UNLV	w 14-2	Opponents	8.25	24-28	52	52	2	2	8	438.1	588	448	402	285	388	.323	69	
*5/10	NEVADA	w 16-0																	
*5/11	NEVADA	L 0-2	PB - Team (4), HOLLAND, J. 3, SMITH, K. 1, Opp (3). Pickoffs - Team (4), PURSER,																
*5/12	NEVADA	w 11-5	D. 1, BARNHOUSE, J 1, RUSSELL, B. 1, BANNISTER, W 1, Opp (7). SBA/ATT - HOLLAND,																
*5/16	at San Jose State	L 7-8	J. (38-44), SMITH, K. (22-22), RUSSELL, B. (11-11), PENGELLY, D. (8-9), PURSER, D.																
*5/17	at San Jose State	L 1-5	(5-9), LOPEZ, D. (7-7), BARNHOUSE, J (6-7), JACKSON, J. (6-7), STEINKAMP, A (6-6),																
*5/18	at San Jose State	w 10-9	CASTILLO, R. (3-4), BANNISTER, W (3-4), NEIL, A. (2-2), HARDY, W. (1-1), MCBROOM,																
			B. (1-1), STILL, J. (1-1).																

* = Conference game

Score by innings	1	2	3	4	5	6	7	8	9	EX	Total
New Mexico	29	46	62	53	41	65	71	38	41	2	448
Opponents	52	61	37	53	63	36	45	38	41	2	428

Win-loss breakouts: Day 22-12; Night 6-12; vs Left 4-7; vs Right 24-17;
 1-run games 7-4; 2-run games 5-3; 5+run games 10-13; Extra inns 1-1; Shutouts 1-2.
 Current streak: Won 1; Longest winning streak: 4; Longest losing streak: 8.
 Attendance: Home 13281 (avg 510); Away 22746 (avg 947); Total 36027 (avg 720).

2024 NEW MEXICO MOUNTAIN WEST STATS

Record: 17-13 Home: 11-4 Away: 6-9 MW: 17-13

Date	Opponent	Score	Player	avg	slug	ob%	g	ab	r	h	2b	3b	hr	rbi	bb	so	sb	cs	e
*3/9	UNLV	w 7-6	HOLLAND, Jake	.417	.843	.489	29	115	36	48	9	2	12	45	16	19	0	0	1
*3/9	UNLV	w 31-15	WALKER, Khalil	.394	.521	.473	30	94	22	37	6	0	2	12	14	13	0	0	0
*3/10	UNLV	w 6-5	ASBY, Will	.355	.597	.440	30	124	39	44	11	2	5	35	19	14	1	1	2
*3/15	at Nevada	L 2-13	WOOD, Tye	.340	.500	.485	29	100	27	34	5	4	1	18	21	21	11	2	2
*3/16	at Nevada	L 3-4	WEISSENBORN, C	.338	.400	.405	19	65	9	22	1	0	1	11	7	18	0	0	2
*3/17	at Nevada	w 10-8	SPENRATH, Reed	.336	.705	.445	30	122	34	41	8	2	11	35	23	36	5	0	3
*3/22	SAN JOSE STATE	L 13-16	CARRIS, Akili	.310	.393	.333	25	84	16	26	7	0	0	25	4	13	1	0	3
*3/23	SAN JOSE STATE	w 7-5	KINKADE, Konner	.275	.330	.350	26	91	19	25	5	0	0	13	6	13	0	0	3
*3/23	SAN JOSE STATE	w 17-4	DIXON, Devon	.242	.364	.414	28	66	19	16	3	1	1	17	19	13	1	0	5
*3/28	at San Diego State	w 5-2	-----																
*3/29	at San Diego State	L 6-8	TRUJILLO, Gene	.375	.813	.522	13	16	5	6	1	0	2	6	5	4	0	0	0
*3/29	at San Diego State	L 0-13	MUNGUIA, Austin	.333	.333	.333	3	3	0	1	0	0	0	0	0	1	0	0	1
*4/12	FRESNO STATE	L 5-10	OTT, Ethan	.326	.609	.446	17	46	13	15	4	0	3	12	7	10	0	0	0
*4/13	FRESNO STATE	L 19-23	MCALISTER, Josh	.310	.655	.432	11	29	9	9	1	0	3	8	7	10	0	0	5
*4/14	FRESNO STATE	w 6-2	SMITH, Kyle	.288	.373	.391	19	59	15	17	2	0	1	7	6	9	2	0	0
*4/19	at Air Force	L 3-12	STEPHENS, Sean	.188	.219	.297	19	32	7	6	1	0	0	6	2	10	1	0	0
*4/21	at Air Force	w 6-5	MANSY, Luke	.000	.000	.375	3	5	1	0	0	0	0	0	3	1	0	0	0
*4/21	at Air Force	L 7-18	NEIL, Andrew	.000	.000	.000	2	0	0	0	0	0	0	0	0	0	0	0	0
*4/26	SAN DIEGO STATE	w 8-4	Totals	.330	.532	.429	30	1051	271	347	64	11	42	250	159	205	22	3	29
*4/27	SAN DIEGO STATE	w 19-5	Opponents	.317	.510	.398	30	1071	237	340	78	10	36	218	117	207	21	4	27
*4/28	SAN DIEGO STATE	w 9-7																	
*5/3	at UNLV	w 15-8	LOB - Team (247), Opp (246). DPs turned - Team (27), Opp (31). IBB - Team (1),																
*5/4	at UNLV	L 8-13	MCALISTER, J 1. Picked off - KINKADE, K. 2, WOOD, T. 1, WEISSENBORN 1, WALKER, K.																
*5/5	at UNLV	w 14-2	1.																
*5/10	NEVADA	w 16-0																	
*5/11	NEVADA	L 0-2	Player	era	w-l	app	gs	cg	sh	sv	ip	h	r	er	bb	so	avg	hr	
*5/12	NEVADA	w 11-5	PENGELLY, Dayne	5.13	2-2	7	7	0	0	0	33.1	39	22	19	21	37	.287	4	
*5/16	at San Jose State	L 7-8	RUSSELL, Brett	5.73	2-3	8	6	0	0	0	37.2	42	29	24	10	22	.271	7	
*5/17	at San Jose State	L 1-5	LOPEZ, David	7.53	3-2	9	8	0	0	0	43.0	58	41	36	16	28	.324	7	
*5/18	at San Jose State	w 10-9	-----																
			PURSER, Daxton	5.30	1-1	5	4	0	0	0	18.2	17	14	11	12	20	.233	1	
			BANNISTER, Wil	6.75	1-0	12	3	0	0	2	29.1	35	23	22	14	11	.289	5	
			STEINKAMP, Arthur	7.46	3-0	12	0	0	0	0	25.1	31	22	21	7	17	.301	1	
			JACKSON, Jaren	7.76	3-2	14	0	0	0	1	26.2	43	23	23	10	28	.352	2	
			BARNHOUSE, Josh	9.37	1-2	9	1	0	0	1	16.1	23	17	17	6	18	.354	4	
			CASTILLO, Ryan	11.08	1-1	6	1	0	0	0	13.0	27	17	16	2	18	.443	2	
			NEIL, Andrew	13.50	0-0	3	0	0	0	0	2.2	3	7	4	6	5	.273	0	
			HARDY, Wyatt	13.50	0-0	1	0	0	0	0	1.1	2	2	2	0	1	.333	1	
			STILL, Justin	21.60	0-0	6	0	0	0	0	3.1	9	8	8	6	1	.563	1	
			MCBROOM, Brian	23.14	0-0	7	0	0	0	0	4.2	11	12	12	7	1	.478	1	
			Totals	7.58	17-13	30	30	0	1	4	255.1	340	237	215	117	207	.317	36	
			Opponents	8.63	13-17	30	30	2	2	4	253.1	347	271	243	159	205	.330	42	

* = Conference game

PB - Team (0), Opp (1). Pickoffs - Team (1), PURSER, D. 1, Opp (4). SBA/ATT - HOLLAND, J. (21-24), RUSSELL, B. (5-5), PENGELLY, D. (3-4), JACKSON, J. (3-3), CASTILLO, R. (2-3), BARNHOUSE, J (3-3), STEINKAMP, A (2-2), PURSER, D. (0-2), LOPEZ, D. (2-2), BANNISTER, W (1-1).

Score by innings	1	2	3	4	5	6	7	8	9	EX	Total
New Mexico	22	30	33	21	20	45	49	23	27	1	271
Opponents	26	25	23	32	33	15	29	21	33	0	237

Win-loss breakouts: Day 13-6; Night 4-7; vs Left 3-4; vs Right 14-9; 1-run games 4-2; 2-run games 3-2; 5+run games 7-6; Extra inns 1-0; Shutouts 1-2. Current streak: Won 1; Longest winning streak: 4; Longest losing streak: 4. Attendance: Home 7292 (avg 520); Away 7616 (avg 507); Total 14908 (avg 514).

NEW MEXICO VS. 2024 MW TOURNAMENT FIELD

Record: 5-7 Home: 3-3 Away: 2-4 MW: 5-7

Player	avg	gp-gs	ab	r	h	2b	3b	hr	rbi	tb	slg%	bb	hp	so	gdp	ob%	sf	sh	sb-att	po	a	e	fld%	
18 HOLLAND, Jake	.500	12-12	48	19	24	3	1	8	26	53	1.104	10	1	5	0	.583	1	0	0-0	72	8	0	1.000	
15 WALKER, Khalil	.462	12-9	26	6	12	0	0	0	2	12	.462	6	1	3	1	.576	0	3	0-0	21	0	0	1.000	
12 ASBY, Will	.404	12-12	52	17	21	3	1	4	19	38	.731	6	0	5	0	.443	3	0	0-1	24	0	2	.923	
8 KINKADE, Konner	.333	11-10	39	6	13	4	0	0	7	17	.436	2	1	4	2	.381	0	5	0-0	15	30	0	1.000	
24 SMITH, Kyle	.300	8-7	30	5	9	2	0	0	1	11	.367	3	2	3	1	.400	0	0	1-1	0	0	0	.000	
4 WOOD, Tye	.295	12-12	44	6	13	2	1	0	6	17	.386	6	3	11	2	.407	1	0	3-4	19	0	1	.950	
30 SPENRATH, Reed	.260	12-12	50	12	13	4	0	3	7	26	.520	8	1	19	1	.373	0	0	2-2	115	2	1	.992	
14 CARRIS, Akili	.243	10-10	37	6	9	1	0	0	6	10	.270	1	0	5	0	.263	0	0	0-0	4	14	1	.947	
3 DIXON, Devon	.235	11-9	34	10	8	1	1	0	6	11	.324	8	0	7	1	.372	1	0	0-0	18	42	4	.938	

9 MCALISTER, Josh	.429	4-2	14	4	6	1	0	1	4	10	.714	1	0	3	1	.467	0	0	0-0	0	2	1	.667	
43 TRUJILLO, Gene	.400	5-1	5	3	2	0	0	1	2	5	1.000	3	0	1	0	.625	0	0	0-0	0	0	0	.000	
2 WEISSENBORN, Chase	.222	5-5	18	4	4	1	0	0	1	5	.278	4	0	9	0	.364	0	0	0-0	8	18	1	.963	
11 STEPHENS, Sean	.214	6-3	14	2	3	0	0	0	4	3	.214	1	2	3	1	.353	0	0	1-1	9	0	0	1.000	
47 OTT, Ethan	.143	4-4	14	1	2	1	0	0	2	3	.214	0	1	2	0	.200	0	0	0-0	0	0	0	.000	
48 NEIL, Andrew	.000	1-0	0	0	0	0	0	0	0	0	.000	0	0	0	0	.000	0	0	0-0	0	0	0	.000	
Totals	.327	12	425	101	139	23	4	17	93	221	.520	59	12	80	10	.418	6	8	7-9	307	127	12	.973	
Opponents	.334	12	440	117	147	35	5	21	109	255	.580	53	22	75	8	.425	7	0	14-16	309	121	15	.966	

LOB - Team (100), Opp (98). DPs turned - Team (13), Opp (15).

(vs MW Tournament Field Sorted by Earned run avg)

Player	era	w-l	app	gs	cg	sho	sv	ip	h	r	er	bb	so	2b	3b	hr	b/avg	wp	hp	bk	sfa	sha		
13 RUSSELL, Brett	5.28	1-1	3	3	0	0/0	0	15.1	18	10	9	3	7	4	0	5	.273	1	5	0	0	0		
40 BANNISTER, Wil	6.39	0-0	5	1	0	0/0	2	12.2	8	10	9	9	5	2	0	3	.174	1	2	0	0	0		
35 STEINKAMP, Arthur	8.53	0-0	5	0	0	0/0	0	12.2	19	13	12	4	12	5	1	0	.358	0	4	0	1	0		
27 LOPEZ, David	10.50	1-1	4	4	0	0/0	0	18.0	25	23	21	7	11	6	0	5	.333	3	5	0	2	0		

33 PURSER, Daxton	2.57	1-0	2	1	0	0/0	0	7.0	4	2	2	3	4	1	0	0	.167	0	2	2	0	0		
39 CASTILLO, Ryan	7.11	1-0	3	0	0	0/0	0	6.1	8	5	5	0	8	3	0	0	.348	1	0	0	1	0		
31 PENGELLY, Dayne	9.00	0-2	3	3	0	0/0	0	11.0	17	14	11	10	8	3	1	2	.340	2	2	0	0	0		
48 NEIL, Andrew	9.00	0-0	1	0	0	0/0	0	1.0	1	1	1	0	1	0	1	0	.333	0	0	0	1	0		
29 HARDY, Wyatt	13.50	0-0	1	0	0	0/0	0	1.1	2	2	2	0	1	1	0	1	.333	0	0	0	0	0		
23 JACKSON, Jaren	14.40	1-1	6	0	0	0/0	0	10.0	25	16	16	8	13	7	0	1	.446	2	1	0	0	0		
6 MCBROOM, Brian	18.00	0-0	3	0	0	0/0	0	2.0	2	4	4	3	1	0	1	0	.250	0	0	0	0	0		
34 BARNHOUSE, Josh	25.07	0-2	4	0	0	0/0	0	4.2	14	13	13	3	4	2	1	4	.560	1	1	0	2	0		
19 STILL, Justin	99.00	0-0	3	0	0	0/0	0	0.1	4	4	4	3	0	1	0	0	.800	0	0	0	0	0		
Totals	9.59	5-7	12	12	0	0/0	2	102.1	147	117	109	53	75	35	5	21	.334	11	22	2	7	0		
Opponents	7.08	7-5	12	12	1	0/0	2	103.0	139	101	81	59	80	23	4	17	.327	10	12	1	6	8		

SBA/ATT - HOLLAND, J. (14-16), RUSSELL, B. (4-4), PENGELLY, D. (3-3), BARNHOUSE, J (2-2), STEINKAMP, A (2-2), JACKSON, J. (2-2), CASTILLO, R. (0-1), PURSER, D. (0-1), LOPEZ, D. (1-1).

LAST WEEK STATS (AT SAN JOSE STATE, MAY 16-18)

Record: 1-2 Home: 0-0 Away: 1-2 MW: 1-2

Player	avg	gp-gs	ab	r	h	2b	3b	hr	rbi	tb	slg%	bb	hp	so	gdp	ob%	sf	sh	sb-att	po	a	e	fld%	
24 SMITH, Kyle	.500	2-1	6	0	3	0	0	0	1	3	.500	1	0	1	0	.571	0	0	1-1	0	0	0	.000	
18 HOLLAND, Jake	.400	3-3	10	3	4	1	0	1	2	8	.800	5	0	0	0	.600	0	0	0-0	18	0	0	1.000	
2 WEISSENBORN, Chase	.333	3-3	12	4	4	1	0	0	1	5	.417	1	0	6	0	.385	0	0	0-0	6	13	1	.950	
4 WOOD, Tye	.300	3-3	10	2	3	0	0	0	0	3	.300	4	1	4	1	.533	0	0	1-1	7	0	0	1.000	
8 KINKADE, Konner	.300	3-3	10	0	3	1	0	0	1	4	.400	1	0	1	0	.364	0	1	0-0	5	12	0	1.000	
12 ASBY, Will	.286	3-3	14	3	4	0	0	2	7	10	.714	0	0	1	0	.267	1	0	0-0	5	0	1	.833	
30 SPENRATH, Reed	.267	3-3	15	1	4	2	0	0	1	6	.400	0	0	5	1	.267	0	0	0-0	30	0	1	.968	
15 WALKER, Khalil	.125	3-3	8	0	1	0	0	0	0	1	.125	1	0	2	1	.222	0	0	0-0	5	0	0	1.000	
47 OTT, Ethan	.125	2-2	8	0	1	1	0	0	1	2	.250	0	0	1	0	.125	0	0	0-0	0	0	0	.000	
14 CARRIS, Akili	.111	3-3	9	0	1	1	0	0	0	2	.222	0	0	1	0	.111	0	0	0-0	1	2	0	1.000	

9 MCALISTER, Josh	.500	1-0	4	1	2	0	0	0	1	2	.500	0	0	0	1	.500	0	0	0-0	0	0	0	.000	
11 STEPHENS, Sean	.333	1-0	3	2	1	0	0	0	1	1	.333	0	0	0	0	.333	0	0	1-1	3	0	0	1.000	
43 TRUJILLO, Gene	.000	1-0	1	0	0	0	0	0	0	0	.000	0	0	1	0	.000	0	0	0-0	0	0	0	.000	
3 DIXON, Devon	.000	2-0	1	2	0	0	0	0	1	0	.000	2	0	1	0	.667	0	0	0-0	1	2	0	1.000	
Totals	.279	3	111	18	31	7	0	3	17	47	.423	15	1	24	4	.367	1	1	3-3	81	34	3	.975	
Opponents	.294	3	109	22	32	8	1	3	21	51	.468	14	7	18	1	.402	2	0	1-1	87	30	4	.967	

LOB - Team (24), Opp (29). DPs turned - Team (5), Opp (6).

(Away games vs San Jose State Sorted by Earned run avg)

Player	era	w-l	app	gs	cg	sho	sv	ip	h	r	er	bb	so	2b	3b	hr	b/avg	wp	hp	bks	sfa	sha		
35 STEINKAMP, Arthur	1.80	0-0	2	0	0	0/0	0	5.0	4	1	1	1	4	1	0	0	.222	0	2	0	0	0		
13 RUSSELL, Brett	2.08	0-1	1	1	0	0/0	0	4.1	4	2	1	1	2	1	0	1	.222	0	1	0	0	0		
31 PENGELLY, Dayne	6.75	0-0	1	1	0	0/0	0	4.0	6	4	3	4	3	0	0	0	.333	0	2	0	0	0		
27 LOPEZ, David	9.00	0-0	1	1	0	0/0	0	4.0	5	5	4	3	3	2	0	0	.313	2	2	0	1	0		
23 JACKSON, Jaren	9.82	0-0	2	0	0	0/0	0	3.2	7	4	4	2	2	3	0	0	.389	1	0	0	0	0		

33 PURSER, Daxton	0.00	1-0	1	0	0	0/0	0	2.0	1	0	0	0	3	1	0	0	.143	0	0	0	0	0		
39 CASTILLO, Ryan	0.00	0-0	1	0	0	0/0	0	0.2	0	0	0	0	0	0	0	0	.000	0	0	0	0	0		
40 BANNISTER, Wil	11.57	0-0	1	0	0	0/0	0	2.1	2	3	3	2	1	0	0	1	.222	1	0	0	0	0		
34 BARNHOUSE, Josh	27.00	0-1	1	0	0	0/0	0	1.0	3	3	3	1	0	0	1	1	.750	0	0	0	1	0		
Totals	6.33	1-2	3	3	0	0/0	0	27.0	32	22	19	14	18	8	1	3	.294	4	7	0	2	0		
Opponents	4.97	2-1	3	3	1	0/0	1	29.0	31	18	16	15	24	7	0	3	.279	1	1	0	1	1		

SBA/ATT - HOLLAND, J. (1-1), STEINKAMP, A (1-1).

UNM VS. SAN JOSE STATE SEASON SERIES

Record: 3-3 Home: 2-1 Away: 1-2 MW: 3-3

Player	avg	gp-gs	ab	r	h	2b	3b	hr	rbi	tb	slg%	bb	hp	so	gdp	ob%	sf	sh	sb-att	po	a	e	fld%	
18 HOLLAND, Jake	.571	6-6	21	11	12	3	0	5	16	30	1.429	8	1	1	0	.677	1	0	0-0	43	3	0	1.000	
12 ASBY, Will	.429	6-6	28	9	12	1	1	3	11	24	.857	2	0	4	0	.452	1	0	0-0	9	0	2	.818	
24 SMITH, Kyle	.313	4-3	16	3	5	2	0	0	1	7	.438	2	0	3	1	.389	0	0	1-1	0	0	0	.000	
8 KINKADE, Konner	.308	5-4	13	2	4	1	0	0	1	5	.385	2	1	3	0	.438	0	1	0-0	5	16	0	1.000	
30 SPENRATH, Reed	.259	6-6	27	5	7	2	0	0	1	9	.333	4	0	9	1	.355	0	0	2-2	54	2	1	.982	
2 WEISSENBORN, Chase	.222	5-5	18	4	4	1	0	0	1	5	.278	4	0	9	0	.364	0	0	0-0	8	18	1	.963	
4 WOOD, Tye	.190	6-6	21	3	4	0	0	0	2	4	.190	6	1	7	2	.393	0	0	1-1	10	0	0	1.000	
14 CARRIS, Akili	.167	5-5	18	2	3	1	0	0	2	4	.222	1	0	1	0	.211	0	0	0-0	4	4	0	1.000	
3 DIXON, Devon	.083	5-3	12	4	1	0	0	0	3	1	.083	4	0	4	1	.294	1	0	0-0	8	17	1	.962	

9 MCALISTER, Josh	.714	2-1	7	4	5	1	0	1	4	9	1.286	1	0	0	1	.750	0	0	0-0	0	1	0	1.000	
43 TRUJILLO, Gene	.667	2-1	3	3	2	0	0	1	2	5	1.667	2	0	1	0	.800	0	0	0-0	0	0	0	.000	
11 STEPHENS, Sean	.300	4-2	10	2	3	0	0	0	4	3	.300	1	2	1	1	.462	0	0	1-1	6	0	0	1.000	
15 WALKER, Khalil	.273	6-4	11	3	3	0	0	0	1	3	.273	2	0	2	1	.385	0	1	0-0	7	0	0	1.000	
47 OTT, Ethan	.125	2-2	8	0	1	1	0	0	1	2	.250	0	0	1	0	.125	0	0	0-0	0	0	0	.000	
Totals	.310	6	213	55	66	13	1	10	50	111	.521	39	5	46	8	.423	3	2	5-5	156	68	6	.974	
Opponents	.322	6	214	47	69	17	2	8	45	114	.533	26	14	41	6	.422	4	0	3-5	156	53	12	.946	

LOB - Team (51), Opp (55). DPs turned - Team (10), Opp (10).

(MW games only vs San Jose State Sorted by Earned run avg)

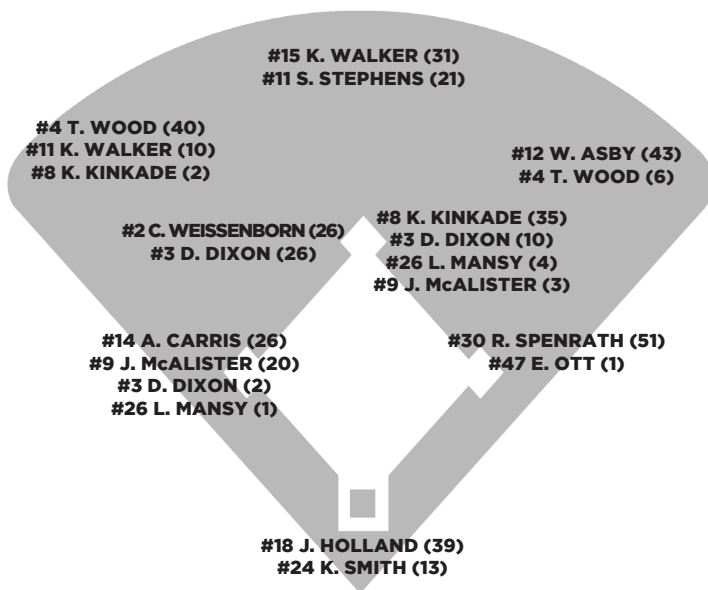
Player	era	w-l	app	gs	cg	sho	sv	ip	h	r	er	bb	so	2b	3b	hr	b/avg	wp	hp	bks	sfa	sha
33 PURSER, Daxton	2.57	1-0	2	1	0	0/0	0	7.0	4	2	2	3	4	1	0	0	.167	0	2	2	0	0
35 STEINKAMP, Arthur	7.04	0-0	3	0	0	0/0	0	7.2	11	6	6	2	7	2	1	0	.355	0	3	0	0	0
23 JACKSON, Jaren	8.22	1-0	3	0	0	0/0	0	7.2	14	7	7	4	9	6	0	1	.368	1	0	0	0	0
27 LOPEZ, David	11.25	0-0	2	2	0	0/0	0	8.0	12	11	10	5	4	4	0	1	.375	2	4	0	2	0

39 CASTILLO, Ryan	0.00	1-0	2	0	0	0/0	0	5.2	2	0	0	0	7	0	0	0	.133	1	0	0	1	0
19 STILL, Justin	0.00	0-0	1	0	0	0/0	0	0.1	2	0	0	0	0	0	0	0	.667	0	0	0	0	0
13 RUSSELL, Brett	2.08	0-1	1	1	0	0/0	0	4.1	4	2	1	1	2	1	0	1	.222	0	1	0	0	0
31 PENGELLY, Dayne	6.75	0-0	1	1	0	0/0	0	4.0	6	4	3	4	3	0	0	0	.333	0	2	0	0	0
40 BANNISTER, Wil	12.46	0-0	2	1	0	0/0	0	4.1	5	7	6	5	2	2	0	1	.263	1	1	0	0	0
34 BARNHOUSE, Josh	24.00	0-2	2	0	0	0/0	0	3.0	9	8	8	2	3	1	1	4	.563	0	1	0	1	0
Totals	7.44	3-3	6	6	0	0/0	0	52.0	69	47	43	26	41	17	2	8	.322	5	14	2	4	0
Opponents	6.40	3-3	6	6	1	0/0	1	52.0	66	55	37	39	46	13	1	10	.310	4	5	0	3	2

SBA/ATT - HOLLAND, J. (3-5), STEINKAMP, A (2-2), CASTILLO, R. (0-1), LOPEZ, D. (1-1), PURSER, D. (0-1).

MISCELLANEOUS NOTES

DEFENSIVE STARTERS BY POSITION



COACH BROWN VS. 2024 OPPONENTS

OPPONENT	OVERALL	UNM	LAST
Air Force	7-8	7-8	4/21/24
Arizona	2-13	1-3	4/2/24
Arizona State	2-1	2-1	3/23/22
Colorado State-Pueblo	1-1	1-1	4/12/23
CSU Bakersfield	2-0	2-0	2/19/24
Fresno State	8-7	8-7	4/14/24
Hofstra	2-2	2-2	3/3/24
Minnesota	11-17	1-1	2/18/24
Nevada	9-7	8-7	5/12/24
New Mexico State	7-4	7-4	4/30/24
Northern Colorado	20-14	0-0	2/25/23
Oregon State	1-5	1-4	2/19/23
Sam Houston	0-2	0-2	4/7/24
San Diego State	4-11	4-11	4/28/24
San Jose State	6-9	6-9	5/18/24
South Dakota State	34-36	3-1	2/24/2
Texas Tech	3-5	3-5	3/5/24
UNLV	7-8	7-8	5/5/24

board for the first seven innings, tying things up with a six-run eighth capped off by Will Asby's fourth grand slam of the season off the Spartans in the 11th inning (10-9). The win ensured they'd get into the MW Tournament and locked up sole possession of second place in the league standings.

On the weekend, Will Asby led the Lobos with seven RBI, mashing two homers, including his record-breaking fourth grand slam of the season in Saturday's win in the finale. Jake Holland led all Lobos that started all three games with a .400 average, driving in two runs and scoring three on four hits.

Chase Weissenborn led the Lobos with four runs on four hits of his own, with Tye Wood also scoring multiple runs with two.

(vs. San Jose State, March 22-23)

After giving up 16 runs on 22 hits in a heartbreaker on March 22, the Lobos' pitchers and defense held the Spartans to nine runs while scattering 15 hits across 16 innings of action in a doubleheader the following day, batting .381 on the day while holding SJSU to a .246 average in the same span.

UNM held off the Spartans late for a 7-5 win in Game One before erupting for a 17-4 seven-inning run-rule win in Game Two to earn the Lobos' second Mountain West series victory and first over the Spartans since 2021.

Jake Holland went yard in all three games, earning MW Player of the Week honors after finishing the weekend with a team-best .727 batting average and

KEY POSITION PLAYER LOSSES

Player, Pos.	Avg.	R	H	2B	3B	HR	RBI
#4 Deylan Pigford, 2B	.297	39	43	9	3	5	13
#7 Jeffrey David, INF/OF	.306	38	59	13	5	3	41
#15 Braydon Runion, OF	.357	48	76	23	4	9	56
#33 Dylan Ditzenberger, OF	.437	42	59	9	1	2	27
#34 Lenny Junior Ashby, OF	.381	46	80	18	0	9	51

KEY PITCHING LOSSES

Name, Pos.	ERA	APP	IP	W-L	SV	BB	K
#2 Tristin Lively, SP	4.42	13	77.1	6-4	0	23	62
#10 Riley Egloff, SP	6.05	13	74.1	7-3	0	21	67
#27 Isaac Gallegos, SP	4.35	12	70.1	4-2	0	32	60

TOP RETURNING POSITION PLAYERS

Player, Pos., Yr.	Avg.	R	H	2B	3B	HR	RBI
#2 Chase Weissenborn, SS, Sr.	.291	36	52	10	2	1	27
#3 Devon Dixon, 2B, Sr.	.274	38	45	10	0	6	27
#11 Sean Stephens, OF Sr.	.349	11	22	5	1	1	8
#19 Jake Holland, C, Sr.	.333	29	50	7	1	12	39
#30 Reed Spenrath, 1B, Sr.	.321	54	61	11	4	19	65
#24 Kyle Smith, C/DH, Sr.	.271	17	19	3	3	5	13

TOP RETURNING PITCHERS

Pitcher, Yr.	ERA	APP	IP	W-L	SV	BB	K
#6 Brian McBroom, RHP, Jr.	5.53	25	40.2	4-2	3	11	39
#19 Justin Still, LHP, Jr.	5.91	17	21.1	0-1	0	16	20
#23 Jaren Jackson, LHP, Sr.	7.46	12	44.2	3-2	1	12	32
#35 Arthur Steinkamp, LHP, Sr.	2.81	15	25.2	0-1	0	4	12
#46 Ben Baker-Livingston, RHP, Jr.	8.62	10	24.0	0-4	0	10	10

TOP NEWCOMERS

Pos.	Name	Yr.	'23 School
RHP/INF	Andrew Neil	Jr.	Folsom Lake CC
3B	Josh McAlister	Jr.	Ohio State
OF	Tye Wood	Jr.	Iowa Western
RHP	Dayne Pengelly	Jr.	Pima CC
RHP	David Lopez	Jr.	Wharton County JC
1B/OF	Ethan Ott	Jr.	UNC Pembroke
OF/DH	Will Asby	Sr.	San Francisco

2.000% slugging (2.750 OPS) with 14 RBI, homering four times and hitting two doubles in the process. He batted .750 with runners in scoring position (6-for-8) and .667 in two-out situations (4-for-6) in that span. The senior catcher finished with multiple hits, runs and RBI in all three games, homering in each — Holland scored eight runs on the weekend, drawing three walks and only striking out once. He also started behind the dish in all three games, generating 25 putouts and three assists without any errors.

HOW GRAND IT IS

With his fourth grand slam of the year on Saturday — a momentum-swinging shot that tied things up and brought the Lobos all the way back from an 0-6 hole — Will Asby broke a UNM single-season program record of three set by Mark Wulfert in 1995.

Reed Spenrath is one away from matching Wulfert's single-season total after matching a single-game program record with two grand slams in the Lobos' series opener vs. Nevada on May 10 — he's two away from matching Wulfert's career record of five.

MOUNTAIN WEST STATS BREAKDOWN

The Lobos conclude regular-season play as the Mountain West's leader in 10 statistical categories:

- Batting Average (.323)
- Slugging Percentage (.521)
- On Base Percentage (.426)
- Runs Scored (448)
- Hits (588)
- Runs Batted In (415)
- Total Bases (947)
- Walks (285)
- Saves (10)

- Double Plays (50)

They rank second in six more:

- Sac Flies (28)
- Home Runs (69)
- Assists (500)
- Wins (28)
- Stolen Bases (45)
- Steal Attempts (58)

RELIABLE RUSSELL

Despite being tagged for the loss in each of his last three starts, RHP Brett Russell has been dominant on the bump – he's only surrendered one earned run in each of his last two starts (11.1 IP), scattering nine hits while walking two and striking out five in that span.

Russell lasted seven innings in a stellar start against Nevada on May 11 (5 H, 1 ER, 1 BB, 3 K), but the Lobos were shut out for nine innings for the first time this season to fall 2-0. He was effective again last Friday (4.1 IP, 2 R / 1 ER, 1 BB, 2 K), but a solo homer from Will Asby was the only run that crossed as they fell 5-1.

Russell has posted a 5.73 ERA in conference matchups this season but has a 3.07 ERA in his last five starts (29.1 IP).

WOOD HEATING UP THE BASEPATHS

Tye Wood has become a real threat on the basepaths as of late, only getting caught stealing once in his last 11 attempts.

He stole three – matching Sean Stephens for the most in a single game this season by a Lobo – in the series opener against Nevada May 10 and ranks second in the conference with 20 swiped bags – the most in a single season since Josh Melendez stole 22 in 2012. He's stolen at least one base against each of the Lobos' last

WHEN YOU'RE HOT...

Since snapping their longest losing streak of the season, the Lobos are 12-7, batting .334 as a team while averaging 12.47 hits and 9.31 runs per game.

Khalil Walker has led the way with a .410 average in UNM's last 19, hitting six doubles and all three of his homers this season since the Lobos' win over Fresno State on April 14.

The Lobos have hit 30 homers in that span with eight multi-homer games, good for an average of 1.58 per game. UNM has had at least one player

go yard in 11 of its last 12 and 16 of its last 19 since snapping the skid.

UNM posted a 12.95 ERA over its eight-game skid but has averaged a 5.65 ERA in the 19 games since. Since snapping the skid, UNM has held opponents to five runs or fewer 11 times (57.9% of games). They'd only done it 11 times in the previous 33 games.

UNM pitchers have only issued more than five walks in three of their last 19 games – they issued six or more free passes 12 times in their first 33.

SEEING DOUBLE

The Lobos have excelled at getting two for one this season, ranking No. 12 in NCAA D-I in total double plays (50) and No. 20 in total doubles (120). They rank No. 12 in double plays per game (0.96) and No. 12 in doubles per game (2.31).

Jake Holland ranks No. 23 in the NCAA D-I in doubles per game (0.42) and Reed Spenrath ranks No. 56 in NCAA D-I in total doubles (16). UNM ranks No. 2 in the MW in assists (402) and leads the league in DP -- Spenrath has been a part of 48 of UNM's 50 double plays (No. 1 in the MW) and leads the league in putouts (435), while Dixon has helped stitch 30 (No. 7 in the MW). Dixon also ranks No. 5 in the league in assists (125).

LONG BALL LOBOS

The Lobos found a penchant for the big fly in the month of March and haven't looked back since. After homering four times in their first eight games, they've connected on 65 for a total of 136 RBI since March 1. UNM is 17-4 in games this season in which the Lobos hit multiple homers – they've hit three or more in a game 10 times (9-1 in those games), with four of those games being in UNM's last 13.

UNM is 22-13 in games in which the Lobos go yard at least once – they've done so in 15 of their last 17 games.

11 different Lobos have hit a homer this season for a total of 69 through 52 games – 37 have been at Santa Ana Star Field.

Three Lobos have exceeded double-digit bombs on the season -- Jake Holland leads the Lobos with 16 homers (No. 2 in MW) ahead of Reed Spenrath (14, No. 4 in MW) and Will Asby (12, No. 9 in MW) -- all of Spenrath's have come since he hit his first of the season on March 10 against UNLV.

Chase Weissenborn and Khalil Walker hit their first of the season -- and only the second of Weissenborn's career -- back-to-back against TTU April 23. Walker has hit two more since then and Weissenborn hit his second of the year at UNLV the following weekend. Along with Walker and Weissenborn, Josh McAlister (5), Kyle Smith (3), Devon Dixon (3), Tye Wood (3), Gene Trujillo (4) and Ethan Ott (4) all have gone yard multiple times this season.

Sean Stephens, Konner Kinkade and Akili Carris are the only Lobos who have appeared in at least 30 games and have yet to hit a round-tripper.

SPENRATH, PENGELLY EARN MW WEEKLY AWARDS

Following New Mexico's third-consecutive weekend series win that kept the Lobos tied for first in the Mountain West standings, Reed Spenrath was named MW Player of the Week and Dayne Pengelly was named Pitcher of the Week, the league announced Monday. The honors are the first of Spenrath and Pengelly's careers and the sixth and seventh weekly awards of the season for UNM – the most in a single season since 2017, when the Lobos brought in eight weekly awards.

MW PLAYER OF THE WEEK | REED SPENRATH | SR | 1B

– Batted .385 on the weekend in the Lobos' series win over Nevada last weekend, finishing with 9 RBI on three homers in the Lobos' 16-0 series-opening win on Friday night.

– Spenrath hit two grand slams in the same game for the first time since 1992, when Mark Gulseth did it against San Diego State. It's also the first time in over 12 months that a Lobo has hit three homers in the same game (Justin Olson vs. Fresno State, 4/29/23).

– Batted .444 (4-for-9) with runners on and .500 with two outs on the board this weekend, leading the Lobos in RBI with 10 on the week — the next most from a single player was 4.

– Generated 38 putouts while starting all three games at first without any errors to go with an assist, turning four double plays.

MW PITCHER OF THE WEEK | DAYNE PENGELLY | JR | RHP

– Pengelly struck out 12 – the most in a single game for a UNM player since Justin Armbruster (May 22, 2021) also struck out 12 at San Jose State – for a new career- and team-high over seven scoreless frames, walking three and scattering four hits in that span to improve to

SAN JOSÉ STATE ALL-TIME SERIES

Series Record: 30-22-1

Home: 20-7; Away: 10-12-1; Neutral: 0-0

3/13/98	Albuquerque, N.M.	W, 8-3
3/14/98	Albuquerque, N.M.	W, 6-5
5/11/98	Albuquerque, N.M.	W, 15-14
3/5/99	San Jose, Calif.	L, 2-4
3/6/99	San Jose, Calif.	L, 0-3
3/7/99	San Jose, Calif.	L, 1-15
3/21/14	Albuquerque, N.M.	W, 10-1
3/22/14	Albuquerque, N.M.	L, 5-8
3/23/14	Albuquerque, N.M.	W, 9-4
4/18/14	San Jose, Calif.	W, 14-2
4/18/14	San Jose, Calif.	W, 5-2
4/19/14	San Jose, Calif.	W, 11-6
5/8/15	Albuquerque, N.M.	W, 12-5
5/9/15	Albuquerque, N.M.	W, 21-7
5/10/15	Albuquerque, N.M.	W, 19-8
3/18/16	Albuquerque, N.M.	W, 9-6
3/19/16	Albuquerque, N.M.	W, 3-2
3/20/16	Albuquerque, N.M.	W, 11-1
4/15/16	San Jose, Calif.	L, 8-9
4/16/16	San Jose, Calif.	W, 6-2
4/17/16	San Jose, Calif.	W, 10-3
3/10/17	Albuquerque, N.M.	W, 11-1
3/11/17	Albuquerque, N.M.	W, 16-8
3/12/17	Albuquerque, N.M.	W, 8-3
4/7/17	San Jose, Calif.	L, 1-2
4/9/17	San Jose, Calif.	T, 5-5
4/27/18	San Jose, Calif.	L, 5-6
4/28/18	San Jose, Calif.	L, 4-5
4/29/18	San Jose, Calif.	L, 2-3
3/1/19	Albuquerque, N.M.	W, 14-2
3/2/19	Albuquerque, N.M.	W, 7-6
3/3/19	Albuquerque, N.M.	L, 18-22
4/5/19	San Jose, Calif.	L, 2-4
4/6/19	San Jose, Calif.	L, 3-8
4/7/19	San Jose, Calif.	L, 1-5
5/22/21	San Jose, Calif.	W, 6-2
5/22/21	San Jose, Calif.	W, 14-2 (7)
5/23/21	San Jose, Calif.	W, 8-4
3/4/22	San Jose, Calif.	W, 5-0
3/5/22	San Jose, Calif.	L, 1-3
3/6/22	San Jose, Calif.	L, 2-4
4/29/22	Albuquerque, N.M.	L, 16-17
4/30/22	Albuquerque, N.M.	L, 6-7
5/1/22	Albuquerque, N.M.	W, 9-7
4/6/23	Albuquerque, N.M.	W, 16-8
4/7/23	Albuquerque, N.M.	L, 3-8
4/8/23	Albuquerque, N.M.	L, 3-14 (8)
3/22/24	Albuquerque, N.M.	L, 13-16
3/23/24	Albuquerque, N.M.	W, 7-5
3/23/24	Albuquerque, N.M.	W, 17-4 (7)
5/16/24	San Jose, Calif.	L, 7-8
5/17/24	San Jose, Calif.	L, 1-5
5/18/24	San Jose, Calif.	W, 10-9 (11)

4-4 on the season. UNM's 16-0 win was their first time shutting out an opponent this season.

– The Lobos' pitchers posted a 2.33 ERA over the weekend series, their lowest in a three-game span this season.

WALK-OFF GRAND SLAM (!!) FOR THE SWEEP (!)

UNM capped off its undefeated week and sweep of San Diego State in the most dramatic way humanly possibly on Sunday, completing a rally from down 7-1 with a walk-off grand slam in the bottom of the ninth from Devon Dixon that gave the Lobos their first lead of the day at 9-7.

With one on the board and at risk of a double play ball ending the game with three runners aboard, Dixon delivered in only his third plate appearance of the week with one of the biggest hits of his Lobo career to turn back the Aztecs one more time. It was the ninth homer of his UNM career and second grand slam -- the other being on the road at Fresno State last season (March

CONTINUED ON PAGE 7

18, 2023).

UNM's fourth straight win completed the first three-game weekend series sweep of San Diego State since 2013 and first in Albuquerque since 2012. After entering this season winless against the Aztecs in his first two seasons at the helm, UNM Head Coach Tod Brown has beaten them in four out of six meetings this season to take the regular-season series.

BIG MIDWEEK WIN IN LUBBOCK

UNM dictated the tone of its midweek matchup with Texas Tech (29-14, 12-9 Big 12) on the road at Rip Griffin Park the whole way on Tuesday, racking up 21 hits and slamming four homers behind a complete effort from the bullpen en route to a 17-3 win — the first for the Lobos in Lubbock since 2015.

NOTABLES

UNM's 14-run margin of victory was its largest against Texas Tech since a 15-0 win in Albuquerque on Feb. 10, 1985 and the largest ever in a game between the two teams in Lubbock.

The Lobos have now beaten TTU in each of the last three seasons — the first time they've done so since 2017 — and split the two-game season series in the last two. It's also the second win against a Power 5 team on the road this season for the Lobos, who downed Arizona State 6-4 in Phoenix in midweek action on March 12. They've now won four of six since snapping their longest losing streak of the season at eight games last Sunday, with three of those wins against teams that rank in the Top 150 in the nation by RPI.

The loss for Texas Tech was only their fourth this season at home — they are 23-4 in games played at Rip Griffin Park in 2024. UNM snapped a streak of 11 straight wins at home for the Red Raiders.

SEASON-OPENING NOTES / EARLY RETURNS

– UNM improved its standing in the Mountain West for a third consecutive season – the Lobos finished sixth (10-20 MW) in Brown's first season as head coach in 2022 and narrowly missed out on the conference tournament with a fifth-place finish (13-17 MW) in 2023. They far outperformed expectations this year, entering the season at tied for fifth in the preseason coaches' poll and finishing it in sole possession of second and a game back of the regular season champs.

– The Lobos' offense in 2023 was one of their most productive in recent memory – UNM's .328 team batting average was the third-best in the NCAA and best in the Mountain West, as well as the Lobos' best since 2013.

– UNM's 26-25 record in 2023 was the most wins since 2017 and first winning season since then (not counting UNM's 14-4 record in the canceled COVID season of 2020).

– Reed Spenrath was named to the Mountain West Baseball Preseason All-Conference Team, with the Lobos picked fifth in the preseason poll as voted on by the league's coaches. Spenrath was named to D1Baseball.com's Top 50 First Baseman rankings ahead of the season, coming in at No. 46 in the nation. He was named one of three captains for this year's Lobos squad along with fellow seniors Chase Weissenborn and Brett Russell.

BROWN'S PROGRAM-BUILDING RESUME

– In his first five seasons as head coach at North Dakota State, Brown's teams improved their winning percentage in each season, going from 15-30 (.333) in his first season in 2008 to 40-20 (.667) in 2012 and finishing each of the next nine seasons above .400. The Bison reached the Summit League tournament eight times in that span, advancing to NCAA Regionals in 2014 and 2021.

– He's done the same in each of his first three years in Albuquerque, improving from 21-33 (10-20 MW) in 2022

TEAM STATISTICS COMPARISON

GENERAL

NEW MEXICO

26-25 (13-17 MW)

28-24 (17-13 MW)

2023 RECORD

2024 RECORD

SAN JOSÉ STATE

31-27 (18-11 MW)

22-31 (16-14 MW)

HITTING

.323	BATTING AVG	.255
448	RUNS	326
588	HITS	468
120	2BS	90
16	3BS	21
69	HRS	68
415	RBIS	302
.521	SLG%	.439
.426	ON-BASE%	.355
28	SACRIFICE FLIES	21
20	SACRIFICE HITS	8
45-58	SB-SBA	13-25

DEFENSE

1332	PUTOUTS	1386
500	ASSISTS	453
61	ERRORS	58
.968	FLD%	.969

PITCHING

7.74	ERA	6.19
10	SAVES	8
444.0	INNINGS PITCHED	462.0
596	HITS ALLOWED	516
428	RUNS ALLOWED	370
382	EARNED RUNS ALLOWED	318
231	WALKS	250
379	STRIKEOUTS	337
138	2BS ALLOWED	129
24	3BS ALLOWED	14
66	HRS ALLOWED	69
.320	BATTING AVG. AGAINST	.285

to 26-25 (13-17 MW) in 2023 to 28-24 (17-13 MW) in 2024.

– Brown coached the Bison to 40-win seasons in 2012 and 2021.

– In Brown's second season at UNM, the Lobos improved to 26-25 from 21-33 the year prior, with the highest team batting average since 2013 (.328) and lowest team ERA since 2016 (5.95).

– In 16 years as a D-I Head Coach, Brown has finished the season above .400 13 times and above .500 five times – the only three seasons in which he's finished below .400 were his first two years in Fargo (2008, 2009) and his first season in Albuquerque (2022).

YOUR 2024 LOBOS ROSTER

– UNM's 2024 roster includes 16 returning players with 24 newcomers – the Lobos return seven position players who started at least 10 games in 2023 and losing six.

– Of the Lobos' newcomers, 8 are freshmen and 16 are transfers – 12 from junior colleges and four from four-year institutions.

– 29 players are upperclassmen – 13 seniors and 16 juniors – the most upperclassmen Brown has had on a roster in Albuquerque.

2023 BY THE NUMBERS

– UNM's .328 batting average in 2023 was its highest since 2013 – The Lobos led the Mountain West in that category and ranked third nationally.

– The Lobos hit 87 home runs – their most since 2003. That total led the Mountain West and is the third most in program history.

– UNM slugged .559 on the season, the sixth highest in program history and highest since 2003, leading the Mountain West.

– The Lobos finished the season with a .974 fielding percentage – the second highest in program history (2017) – that also led the Mountain West.

– Improving from a 9.06 ERA as a team in Brown's first season to a 5.95, UNM only allowed 3.20 walks per nine innings, its lowest average since 2014 and the best in the Mountain West. The Lobos' 1.59 WHIP was its lowest since 2015.

– UNM scored 441 runs (most since 2017, led MW) and racked up 617 hits (most since 2017, led MW) to go with 24 triples (most since 2015, led MW) and 411 RBI (most since 2017, led MW).

– Lobo batters reached base at a .406 clip, UNM's best average since 2017 (Led MW).

– UNM turned 48 double plays in 51 games, the most in the MW and 33rd-most in the nation. The Lobos' .94 double plays per game ranked No. 9 in the nation.

MOUNTAIN WEST UPDATE

SCHOOL (RK)	MOUNTAIN WEST					
	W	L	PCT.	HOME	AWAY	NEUT.
Air Force#	18	12	.600	10-4	8-8	0-0
New Mexico	17	13	.567	11-4	6-9	0-0
San José State	16	14	.533	11-6	5-8	0-0
Fresno State	16	14	.533	9-6	7-8	0-0
Nevada	16	14	.533	10-5	6-9	0-0
UNLV	12	18	.400	7-8	5-10	0-0
San Diego State	10	20	.333	8-7	2-13	0-0

ALL GAMES												
W	L	T	PCT.	HOME	AWAY	NEUT.	LAST 10	STRK				
26	26	0	.500	15-6	8-17	3-3	7-3	W3				
28	24	0	.538	18-10	8-12	2-2	5-5	W1				
22	31	0	.415	12-9	10-22	0-0	4-6	L1				
29	26	0	.527	16-11	13-15	0-0	2-8	L5				
25	26	0	.490	13-9	12-17	0-0	5-5	W1				
26	26	0	.500	16-11	10-14	0-1	3-7	L2				
17	37	0	.315	13-14	4-23	0-0	6-4	L1				

MW Regular-Season Champions; % MW Tournament Champions

A LOOK AHEAD IN THE MW

Thursday, May 23

#3 San José State vs. #2 New Mexico (San Diego)(MWN) 1:30 p.m. PT
 #4 Fresno State vs. #1 Air Force (San Diego)(MWN) 6 p.m. PT

Friday, May 24

Loser Game 1 vs. Loser Game 2 (San Diego)(MWN) 1:30 p.m. PT
 Winner Game 1 vs. Winner Game 2 (San Diego)(MWN) 6 p.m. PT

Saturday, May 25

Winner Game 3 vs. Loser Game 4 (San Diego)(MWN) 1:30 p.m. PT
 Winner Game 4 vs. Winner Game 5 (San Diego)(MWN) 6 p.m. PT

A LOOK BACK AT THE MW

Saturday, May 18

Air Force 11, Fresno State 1* (MWN)
 Nevada 12, San Diego State 9* (NSN/MWN)
 New Mexico 10, San José State 9* (MWN)
 Arizona State 14, UNLV 13 (Pac-12 Arizona)

Friday, May 17

Air Force 14, Fresno State 13* (MWN)
 Texas Tech 13, UNLV 12 (Tempe, Arizona)
 San Diego State 16, Nevada 11* (NSN/MWN)
 San José State 5, New Mexico 1* (MWN)

Thursday, May 16

Air Force 3, Fresno State 1* (MWN)
 San José State 8, New Mexico 7* (MWN)
 Nevada 13, San Diego State 11* (NSN/MWN)

Tuesday, May 14

Nevada 9, Pacific 8
 San Diego State 3, UC San Diego 2 (MWN)
 CSU Bakersfield 4, Fresno State 2 (MWN)

Sunday, May 12

New Mexico 11, Nevada 5* (MWN)
 San Diego State 8, Air Force 4* (MWN)
 UNLV 16, Fresno State 10* (MWN)
 San José State 8, Cal 2 (Pac-12 Bay Area)

Saturday, May 11

Nevada 2, New Mexico 0* (MWN)
 Air Force 4, San Diego State 3* (MWN)
 Fresno State 4, UNLV 3* (MWN)
 Cal 4, San José State 3 (Pac-12 Bay Area)

Friday, May 10

New Mexico 16, Nevada 0* (MWN)
 Air Force 12, San Diego State 4* (MWN)
 Fresno State 5, UNLV 1* (MWN)
 Cal 7, San José State 4 (Pac-12 Bay Area)

MOUNTAIN WEST STATS SUMMARY (THROUGH 5/18)

TEAM BATTING	g	avg	ab	r	h	2b	3b	hr	bb	so	sb-att
New Mexico	52	.323	1819	448	588	120	16	69	285	388	45-58
UNLV	52	.299	1840	413	551	120	15	65	242	397	23-32
Nevada	51	.294	1809	368	532	142	11	71	204	392	34-50
Air Force	52	.287	1754	353	504	102	19	58	217	464	91-110
Fresno State	55	.287	1865	372	535	130	12	67	194	362	37-52
San Diego State	54	.268	1856	296	498	108	13	41	180	495	33-48
San Jose State	53	.255	1832	326	468	90	21	68	226	496	13-25
Totals	18	.288	12775	2576	3676	812	107	439	1548	2994	276-375

TEAM PITCHING	g	era	w	l	sv	ip	h	r	er	bb	so
Fresno State	55	5.68	29	26	10	475.2	530	331	300	167	474
San Jose State	53	6.19	22	30	8	462.0	516	370	318	250	337
UNLV	52	6.44	26	25	8	450.0	561	366	322	196	385
Air Force	52	6.46	25	26	10	441.2	538	360	317	189	347
Nevada	51	6.78	25	26	7	445.0	484	370	335	262	438
San Diego State	54	7.30	17	37	8	466.1	481	436	378	363	494
New Mexico	52	7.74	28	24	10	444.0	596	428	382	231	379
Totals	184	6.65	172	194	61	3184.2	3706	2661	2352	1658	2854

TEAM FIELDING	g	po	a	e	pct	dp	pb	sba-att
Fresno State	55	1427	480	43	.978	43	4	28-38
Nevada	51	1335	476	50	.973	41	6	68-82
San Jose State	53	1386	453	58	.969	39	8	51-68
Air Force	52	1325	576	63	.968	39	9	45-64
New Mexico	52	1332	500	61	.968	50	4	60-69
UNLV	52	1350	457	61	.967	31	4	43-54
San Diego State	54	1399	409	70	.963	35	20	70-94
Totals	184	9554	3351	406	.969	278	55	365-469

INDIVIDUAL BATTING	Min 2.5 AB/Team game	g	avg	ab	r	h	rbi	2b	3b	hr	bb
WALKER, K.-NM		48	.390	154	42	60	19	11	0	3	30
HOLLAND, J.-NM		42	.385	161	46	62	59	15	2	16	19
KRYSZCZUK-LV		52	.372	199	59	74	75	20	2	19	31
SCHMIDT-LV		43	.367	150	33	55	28	7	3	1	22
Jay Thomason-AF		52	.366	202	68	74	52	14	5	19	30
DORRAUGH, Hunter-SJ		44	.362	177	38	64	39	7	1	14	17
SALDIVAR, Eddie-FS		55	.354	229	54	81	32	18	4	7	17
HOPFE, Tommy-FS		55	.352	216	47	76	40	18	2	6	17
SPENRATH, R.-NM		52	.350	203	54	71	50	18	4	14	39
Charlie Jones-AF		37	.348	141	31	49	50	9	1	12	13
ASBY, W.-NM		52	.340	206	59	70	59	17	2	12	30
PEPPI, Rocco-FS		54	.330	209	43	69	56	16	0	14	7
HEFFT-LV		50	.328	198	47	65	33	12	3	3	24
MONTOYA, Shaun-SD		54	.327	220	50	72	17	9	2	3	20
WOOD, T.-NM		49	.327	153	44	50	32	7	4	3	39
Chase Spencer-AF		52	.325	203	45	66	31	11	4	5	26
WILSON, Nolan-NV		48	.323	201	35	65	50	20	2	7	9
CHARLES-LV		40	.320	181	46	58	32	11	2	10	14
HIGGINS-LV		50	.320	194	52	62	31	15	1	7	26
ACAL, Justin-NV		45	.314	169	35	53	26	20	1	5	15

INDIVIDUAL PITCHING	Min 1.0 IP/Team game	app	era	w-l	sv	ip	h	r	er	bb	so
Seungmin Shim-AF		15	3.31	7-2	1	87.0	88	40	32	22	81
DOKTORCZYK, Jason-NV		13	3.95	6-4	0	84.1	79	41	37	22	91
SERRANO, Omar-SD		14	4.02	5-6	0	80.2	87	44	36	29	77
CATES-LV		14	4.08	6-5	0	90.1	103	41	41	15	107
Doyle Gehring-AF		22	4.70	1-3	9	53.2	53	32	28	16	54
ROSS, Ethan-SJ		17	4.91	6-5	0	77.0	87	50	42	43	67
RIDING, Jake-FS		17	5.07	4-5	0	60.1	59	36	34	13	55
DIXON, Jake-FS		14	5.22	5-3	0	70.2	89	47	41	26	71
BEAL, Noah-FS		14	5.37	3-4	0	68.2	80	47	41	21	75
THOMPSON, Micky-SJ		14	5.57	4-4	0	76.0	82	55	47	30	52
RUSSELL, B.-NM		15	5.80	4-3	0	54.1	56	42	35	15	40
Ben Weber-AF		15	6.16	5-3	0	64.1	73	51	44	22	40
SIMON-LV		13	6.47	5-3	0	55.2	62	45	40	27	32
CARDENAS, Xavier-SD		14	6.58	2-6	0	67.0	62	53	49	59	58
Dylan Rogers-AF		15	7.11	5-5	0	55.2	77	47	44	14	48

HITS	Player	Count
SALDIVAR, Eddie-FS		81
HOPFE, Tommy-FS		76
Jay Thomason-AF		74
KRYSZCZUK-LV		74
MONTOYA, Shaun-SD		72

RUNS SCORED	Player	Count
Jay Thomason-AF		68
ASBY, W.-NM		59
KRYSZCZUK-LV		59
HARDY, Theo-SJ		56
2 tied with 54 run(s) scored		

RUNS BATTED IN	Player	Count
KRYSZCZUK-LV		75
ASBY, W.-NM		59
HOLLAND, J.-NM		59
PEPPI, Rocco-FS		56
BALL, Michael-NV		55

DOUBLES	Player	Count
NEWTON, Ben-FS		24
BALL, Michael-NV		22
WILSON, Nolan-NV		20
ACAL, Justin-NV		20
KRYSZCZUK-LV		20

TRIPLES	Player	Count
Jay Thomason-AF		5
HAMCHUK, Robert-SJ		5
7 tied with 4 triple(s)		

HOME RUNS	Player	Count
KRYSZCZUK-LV		19
Jay Thomason-AF		19
HOLLAND, J.-NM		16
4 tied with 14 home run(s)		

TOTAL BASES	Player	Count
Jay Thomason-AF		155
KRYSZCZUK-LV		155
SPENRATH, R.-NM		139
HOLLAND, J.-NM		129
SALDIVAR, Eddie-FS		128

STOLEN BASES	Player	sb-att
Chase Spencer-AF		26-32
WOOD, T.-NM		20-23
Jay Thomason-AF		14-15
Aerik Joe-AF		12-16
2 tied with 10 stolen base(s)		

STRIKEOUTS	Player	ip	so
CATES-LV		90.1	107
DOKTORCZYK, Jason-NV		84.1	91
Seungmin Shim-AF		87.0	81
SERRANO, Omar-SD		80.2	77
BEAL, Noah-FS		68.2	75

NCAA RANKING SUMMARY (TEAM)

Statistic	National Rank	Conference Rank	Value	National Leader	Value	Conference Leader	Value
Base on Balls (295 ranked)	39	1	285	Troy	362	New Mexico	285
Batting Average (295 ranked)	5	1	0.323	Austin Peay	0.361	New Mexico	0.323
Double Plays (295 ranked)	12	1	50	Col. of Charleston	60	New Mexico	50
Double Plays Per Game (295 ranked)	12	1	0.96	Col. of Charleston	1.18	New Mexico	0.96
Doubles (295 ranked)	20	3	120	Austin Peay	152	Nevada	142
Doubles Per Game (295 ranked)	12	3	2.31	Columbia	2.98	Nevada	2.78
Earned Run Average (295 ranked)	263	7	7.74	Lamar University	3.50	Fresno St.	5.68
Fielding Percentage (295 ranked)	191	5	0.968	Notre Dame	0.985	Fresno St.	0.978
Hit Batters (295 ranked)	164	5	67	Saint Peter's	131	San Diego St.	118
Hit by Pitch (295 ranked)	197	5	61	UC Irvine	156	Fresno St.	104
Hits (295 ranked)	13	1	588	Austin Peay	715	New Mexico	588
Hits Allowed Per Nine Innings (295 ranked)	280	7	12.08	Arkansas	6.99	San Diego St.	9.28
Home Runs (295 ranked)	101	2	69	Austin Peay	144	Nevada	71
Home Runs Per Game (295 ranked)	94	2	1.33	Austin Peay	2.67	Nevada	1.39
On Base Percentage (295 ranked)	12	1	0.426	Austin Peay	0.458	New Mexico	0.426
Runs (295 ranked)	29	1	448	Austin Peay	602	New Mexico	448
Sacrifice Bunts (295 ranked)	141	3	20	Western Ky.	72	Air Force	29
Sacrifice Flies (295 ranked)	59	2	28	Nicholls	46	Nevada	31
Scoring (295 ranked)	22	1	8.6	Austin Peay	11.1	New Mexico	8.6
Shutouts (133 ranked)	133	4	1	Texas A&M	10	UNLV	3
Slugging Percentage (295 ranked)	33	1	0.521	Austin Peay	0.668	New Mexico	0.521
Stolen Bases (295 ranked)	202	2	45	VMI	172	Air Force	92
Stolen Bases Per Game (295 ranked)	202	2	0.87	Southern U.	3.16	Air Force	1.77
Strikeout-to-Walk Ratio (295 ranked)	179	5	1.64	Arizona	3.42	Fresno St.	2.84
Strikeouts Per Nine Innings (295 ranked)	209	5	7.7	Arkansas	12.1	San Diego St.	9.5
Triple Plays (1 ranked)				8 teams tied	1		
Triples (295 ranked)	35	3	16	Wofford	30	San Jose St.	21
Triples Per Game (295 ranked)	38	3	0.31	Wofford	0.58	San Jose St.	0.40
WHIP (295 ranked)	259	7	1.86	Lamar University	1.19	Fresno St.	1.47
WL Pct (295 ranked)	124	1	0.538	Tennessee	0.821	New Mexico	0.538
Walks Allowed Per Nine Innings (295 ranked)	144	4	4.68	Arizona	2.60	Fresno St.	3.16

MOUNTAIN WEST BY RPI

Team	Conference	Adj. RPI	Adj. RPI Value	Prev Adj. RPI	RPI	Orig RPI Value	WL	Adj. Non-Conf RPI	Non-Conf Record	Conf. Record	Road WL	Quad 1	Quad 2	Quad 3	Quad 4	vs TOP 100	vs below 150	NC SOS	SOS
Air Force	Mountain West	112	0.51455	112	112	0.51455	26-26	82	8-14	18-12	9-17	3-10	0-2	7-9	16-5	3-12	23-13	4	101
San Jose St.	Mountain West	171	0.48747	171	171	0.48747	22-31	227	6-17	16-14	10-22	0-4	3-5	7-12	12-10	2-8	16-15	73	115
New Mexico	Mountain West	184	0.48157	183	184	0.48157	27-24	220	10-11	17-13	8-12	1-2	2-2	5-13	19-7	2-5	23-14	208	233
Nevada	Mountain West	185	0.48155	184	185	0.48155	25-26	219	9-12	16-14	13-18	1-1	2-5	5-12	17-8	1-2	20-17	270	244
Fresno St.	Mountain West	199	0.47589	200	199	0.47589	29-26	213	13-12	16-14	13-15	0-0	2-5	12-10	15-11	2-3	23-18	277	268
UNLV	Mountain West	227	0.46151	227	227	0.46151	26-26	189	14-8	12-18	10-14	0-0	0-3	8-12	18-11	2-4	21-18	301	273
San Diego St.	Mountain West	234	0.45949	234	234	0.45949	17-37	176	7-17	10-20	4-23	0-4	1-9	4-14	12-10	2-12	11-18	11	87

NCAA RANKING SUMMARY (INDIVIDUALS)

Statistic	Player	National Rank	Conference Rank	Value	National Leader	Value	Conference Leader	Value
Base on Balls (150 ranked)	Reed Spenrath	120	1	39	Nick Kurtz, Wake Forest	71	Sebastian Orduno, San Jose St.	39
	Tye Wood	120	1	39			Reed Spenrath, New Mexico	39
Base on Balls Per Game (150 ranked)	Tye Wood	108	2	0.80	Nick Kurtz, Wake Forest	1.45	Sebastian Orduno, San Jose St.	0.85
Batting Average (250 ranked)	Khalil Walker	31	1	0.390	Charlie Condon, Georgia	0.451	Khalil Walker, New Mexico	0.390
	Jake Holland	37	2	0.385				
	Reed Spenrath	206	9	0.350				
Complete Games (45 ranked)					Mason Martinez, Grambling	5	4 players tied	1
Doubles (120 ranked)	Reed Spenrath	80	6	18	Tyler MacGregor, Northeastern	29	Ben Newton, Fresno St.	24
	Will Asby	120	12	17				
Doubles Per Game (149 ranked)	Jake Holland	86	7	0.36	Tyler MacGregor, Northeastern	0.55	Justin Acal, Nevada	0.44
	Reed Spenrath	108	9	0.35				
Earned Run Average (200 ranked)					Hagen Smith, Arkansas	1.52	Seungmin Shim, Air Force	3.31
Games Started (16 ranked)					Chase Hennessey, Utah Valley	26	8 players tied	14
Hit Batters (110 ranked)					Jacob Riordan, San Diego St.	26	Jacob Riordan, San Diego St.	26
Hit By Pitch Per Game (150 ranked)	Tye Wood	130	3	0.31	JT Landwehr, Mount St. Mary's	0.70	Rocco Peppi, Fresno St.	0.37
Hit by Pitch (146 ranked)	Tye Wood	117	4	15	JT Landwehr, Mount St. Mary's	37	Rocco Peppi, Fresno St.	20
Hits (149 ranked)					Joshua Kuroda-Grauer, Rutgers	95	Eddie Saldivar, Fresno St.	81
Hits Allowed Per Nine Innings (150 ranked)					Hagen Smith, Arkansas	4.09		
Hits Per Game (148 ranked)	Jake Holland	80	1	1.48	Joshua Kuroda-Grauer, Rutgers	1.79	Jake Holland, New Mexico	1.48
Home Runs (142 ranked)	Jake Holland	117	3	16	Charlie Condon, Georgia	35	Austin Kryszczuk, UNLV	19
							Jay Thomason, Air Force	19
Home Runs Per Game (150 ranked)	Jake Holland	46	1	0.38	Charlie Condon, Georgia	0.66	Jake Holland, New Mexico	0.38
On Base Percentage (149 ranked)	Tye Wood	45	1	0.495	Travis Bazzana, Oregon St.	0.587	Tye Wood, New Mexico	0.495
	Khalil Walker	51	2	0.492				
Pitching Appearances (140 ranked)					Ryan Mullan, LMU (CA)	35	Jadon Bercovich, San Diego St.	25
							Evan Miranda, San Diego St.	25
Runs (133 ranked)	Will Asby	84	2	59	Lyle Miller-Green, Austin Peay	93	Jay Thomason, Air Force	68
Runs Batted In (146 ranked)	Will Asby	85	2	59	Lyle Miller-Green, Austin Peay	93	Austin Kryszczuk, UNLV	75
	Jake Holland	85	2	59				
Runs Batted In Per Game (150 ranked)	Jake Holland	14	2	1.40	Lyle Miller-Green, Austin Peay	1.72	Austin Kryszczuk, UNLV	1.44
	Will Asby	102	3	1.13				
Runs Per Game (149 ranked)	Will Asby	92	2	1.13	Lyle Miller-Green, Austin Peay	1.72	Jay Thomason, Air Force	1.31
	Jake Holland	129	4	1.10				
Sacrifice Bunts (130 ranked)	Konner Kinkade	85	2	7	Garrison Weiss, Prairie View	16	Ben Newton, Fresno St.	8
	Khalil Walker	130	3	6				
Sacrifice Bunts Per Game (146 ranked)	Konner Kinkade	74	1	0.16	Garrison Weiss, Prairie View	0.32	Konner Kinkade, New Mexico	0.16
	Khalil Walker	138	3	0.13				
Sacrifice Flies (98 ranked)	Jake Holland	13	1	7	Matt King, UTSA	11	4 players tied	7
	Will Asby	35	5	6				
Saves (597 ranked)	Brian McBroom	230	7	3	Mason Burns, Western Ky.	15	Doyle Gehring, Air Force	9
	Wil Bannister	230	7	3	Ethan Bates, Louisiana Tech	15		
	Wyatt Hardy	597	11	1				
	Justin Still	597	11	1				
	Josh Barnhouse	597	11	1				
	Jaren Jackson	597	11	1				
Slugging Percentage (250 ranked)	Jake Holland	19	1	0.801	Charlie Condon, Georgia	1.063	Jake Holland, New Mexico	0.801
	Reed Spenrath	85	4	0.685				
	Will Asby	228	7	0.617				
Stolen Bases (125 ranked)	Tye Wood	77	2	20	Justin Sierra, FDU	44	Chase Spencer, Air Force	26
Stolen Bases Per Game (149 ranked)	Tye Wood	79	2	0.41	Jackson Strong, Canisius	0.91	Chase Spencer, Air Force	0.50
Strikeout-to-Walk Ratio (150 ranked)					Kyle Roche, Richmond	32.00	Austin Cates, UNLV	7.13
Strikeouts (143 ranked)					Chase Burns, Wake Forest	169	Austin Cates, UNLV	107
Strikeouts Per Nine Innings (150 ranked)					Hagen Smith, Arkansas	17.53	Austin Cates, UNLV	10.66
Total Bases (144 ranked)	Reed Spenrath	87	3	139	Charlie Condon, Georgia	219	Austin Kryszczuk, UNLV	155
	Jake Holland	137	4	129			Jay Thomason, Air Force	155
Toughest to Strike Out (149 ranked)					Jonathan Luders, Seton Hall	21.1	Santino Panaro, UNLV	9.5
Triples (118 ranked)	Reed Spenrath	39	3	4	Ethan Conrad, Marist	13	Robert Hamchuk, San Jose St.	5
	Tye Wood	39	3	4			Jay Thomason, Air Force	5
Triples Per Game (149 ranked)	Tye Wood	59	3	0.08	Ethan Conrad, Marist	0.25	Robert Hamchuk, San Jose St.	0.10
	Reed Spenrath	83	5	0.08			Jay Thomason, Air Force	0.10
Victories (119 ranked)					Michael Ross, Samford	12	Seungmin Shim, Air Force	7
					Matthew Matthijs, North Carolina	12		
WHIP (150 ranked)					Ryan Gallagher, UC Santa Barbara	0.81	Jake Riding, Fresno St.	1.19
Walks Allowed Per Nine Innings (149 ranked)	Brett Russell	145	6	2.48	Kyle Roche, Richmond	0.24	Austin Cates, UNLV	1.49

DOUBLE PLAYS IN ORDER

#	GM#	DATE	OPPONENT	PITCHER	SCORING	FIELDERS	INN	OUTS
1	1	Feb 16	vs Oregon State	BARNHOUSE	36 GDP	SPENRATH-WEISSENBORN	5	1
2	1	Feb 16	vs OregonState	STEINKAMP	643 GDP	WEISSENBORN-DIXON-SPENRATH	7	1
3	2	Feb 17	vs CSUB	LOPEZ	36 GDP	SPENRATH-WEISSENBORN	4	1
4	3	Feb 18	vs Minnesota	PURSER	643 GDP	WEISSENBORN-KINKADE-SPENRATH	2	0
5	3	Feb 18	vs Minnesota	STILL	363 GDP INT	SPENRATH-WEISSENBORN-SPENRATH	7	1
6	4	Feb 19	vs CSUB	BAKER-LIVINGS.	643 GDP	DIXON-KINKADE-OTT	4	1
7	5	Feb 22	S. Dakota St.	JACKSON	643 GDP	DIXON-KINKADE-SPENRATH	1	1
8	6	Feb 23	S. Dakota St.	LOPEZ	543 GDP	McALISTER-MANSY-SPENRATH	5	0
9	7	Feb 24	S. Dakota St.	BAKER-LIVINGS.	643 GDP	DIXON-KINKADE-SPENRATH	1	1
10	7	Feb 24	S. Dakota St.	BARNHOUSE	53 DP	McALISTER-SPENRATH	4	0
11	7	Feb 24	S. Dakota St.	PURSER	63 GDP	DIXON-SPENRATH	8	0
12	7	Feb 24	S. Dakota St.	STILL	463 GDP	KINKADE-DIXON-SPENRATH	9	0
13	10	Mar 02	Hofstra	BANNISTER	463 GDP	KINKADE-DIXON-SPENRATH	5	1
14	11	Mar 02	Hofstra	RUSSELL	63 GDP	DIXON-SPENRATH	3	1
15	13	Mar 05	TexasTech	CASTILLO	463 GDP	KINKADE-DIXON-SPENRATH	5	0
16	15	Mar 09	UNLV	RUSSELL	643 GDP	DIXON-KINKADE-SPENRATH	3	1
17	15	Mar 09	UNLV	BARNHOUSE	643 GDP	DIXON-MANSY-SPENRATH	9	1
18	17	Mar 12	at ArizonaState	PENGELLY	463 GDP	DIXON-WEISSENBORN-SPENRATH	3	0
19	17	Mar 12	at ArizonaState	STILL	463 GDP	DIXON-WEISSENBORN-SPENRATH	7	1
20	18	Mar 15	at Nevada	STILL	463 GDP	DIXON-WEISSENBORN-SPENRATH	4	0
21	20	Mar 17	at Nevada	BARNHOUSE	463 GDP	DIXON-WEISSENBORN-SPENRATH	7	1
22	21	Mar 19	New Mexico St.	RUSSELL	43 DP	DIXON-SPENRATH	4	1
23	21	Mar 19	New Mexico St.	STILL	643 DP	WEISSENBORN-DIXON-SPENRATH	6	1
24	22	Mar 22	San Jose State	LOPEZ, D.	643 GDP	WEISSENBORN-DIXON-SPENRATH	2	1
25	22	Mar 22	San Jose State	LOPEZ, D.	643 GDP	WEISSENBORN-DIXON-SPENRATH	4	1
26	22	Mar 22	San Jose State	STEINKAMP, A	643 GDP	WEISSENBORN-DIXON-SPENRATH	5	1
27	22	Mar 22	San Jose State	STEINKAMP, A	463 GDP	DIXON-WEISSENBORN-SPENRATH	6	1
28	24	Mar 23	San Jose State	CASTILLO, R.	463 GDP	KINKADE-DIXON-SPENRATH	7	1
29	25	Mar 28	at San Diego St.	JACKSON, J.	463 DP	McALISTER-DIXON-SPENRATH	6	0
30	27	Mar 29	at San Diego St.	CASTILLO, R.	463 GDP	McALISTER-DIXON-SPENRATH	1	0
31	31	Apr 9	at New Mexico St.	JACKSON, J.	36 DP	SPENRATH-DIXON	3	1
32	32	Apr 12	Fresno State	PENGELLY, D.	643 GDP	DIXON, D.-KINKADE, K.-SPENRATH, R.	3	1
33	32	Apr 12	Fresno State	STEINKAMP, A	643 GDP	DIXON, D.-KINKADE, K.-SPENRATH, R.	4	0
34	37	Apr 21	at Air Force	BANNISTER, W	463 DP	KINKADE, K.-DIXON, D.-SPENRATH, R.	7	1
35	39	Apr 23	at Texas Tech	STEINKAMP, A	643 GDP	WEISSENBORN-KINKADE, K.-SPENRATH, R.	5	0
36	41	Apr 27	San Diego State	RUSSELL, B.	543 GDP	MCALISTER, J-KINKADE, K.-SPENRATH, R.	4	1
37	43	Apr 30	at New Mexico St.	LOPEZ, D.	643 GDP	DIXON, D.-KINKADE, K.-SPENRATH, R.	2	1
38	43	Apr 30	at New Mexico St.	LOPEZ, D.	463 GDP	KINKADE, K.-DIXON, D.-SPENRATH, R.	4	1
39	44	May 03	at UNLV	STEINKAMP, A	463 GDP	KINKADE, K.-WEISSENBORN-SPENRATH, R.	5	1
40	46	May 05	at UNLV	LOPEZ, D.	5-4-3 GDP	CARRIS, A.-KINKADE, K.-SPENRATH, R.	4	1
41	46	May 05	at UNLV	LOPEZ, D.	4-6-3 GDP	KINKADE, K.-WEISSENBORN-SPENRATH, R.	5	0
42	47	May 10	Nevada	PENGELLY, D.	463 GDP	KINKADE, K.-WEISSENBORN-SPENRATH, R.	1	1
43	48	May 11	Nevada	RUSSELL, B.	643 GDP	WEISSENBORN-KINKADE, K.-SPENRATH, R.	1	1
44	48	May 11	Nevada	RUSSELL, B.	643 GDP	WEISSENBORN-KINKADE, K.-SPENRATH, R.	7	0
45	49	May 12	Nevada	BANNISTER, W	543 GDP	CARRIS, A.-DIXON, D.-SPENRATH, R.	8	0
46	50	May 16	at San Jose State	PENGELLY, D.	643 DP	WEISSENBORN-KINKADE, K.-SPENRATH, R.	2	0
47	50	May 16	at San Jose State	BARNHOUSE, J	463 DP	KINKADE, K.-WEISSENBORN-SPENRATH, R.	5	1
48	50	May 16	at San Jose State	STEINKAMP, A	463 DP	KINKADE, K.-WEISSENBORN-SPENRATH, R.	7	1
49	51	May 17	at San Jose State	CASTILLO, R.	63 GDP	WEISSENBORN-SPENRATH, R.	8	1
50	52	May 18	at San Jose State	LOPEZ, D.	L64 DP	WEISSENBORN-KINKADE, K.	1	1

STOLEN BASE ATTEMPTS IN ORDER

GM#	DATE	OPPONENT	RUNNER	BASE	RESULT	INN	OUTS	COUNT	SCORE	RATIO	FINAL
1	Feb 16	vs Oregon St.	WALKER, K.	2	CS	1	0	3-3	0-0	0-1	L, 6-15
4	Feb 19	vs CSUB	MCALISTER, J	2	SB	5	0	-	4-0	1-2	W, 6-2
4	Feb 19	vs CSUB	SMITH, K.	2	CS	6	2	1-0	6-0	1-3	W, 6-2
4	Feb 19	vs CSUB	MCALISTER, J	2	SB	7	1	-	6-0	2-4	W, 6-2
5	Feb 22	S. Dakota St.	WOOD, T.	2	SB	2	1	-	0-3	3-5	L, 5-11
6	Feb 23	S. Dakota St.	STEPHENS, S.	2	SB	7	1	-	8-9	4-6	W, 12-11
7	Feb 24	S. Dakota St.	MCALISTER, J	2	SB	6	1	-	3-6	5-7	W, 9-8
8	Feb 24	S. Dakota St.	STEPHENS, S.	2	SB	3	2	-	6-1	6-8	W, 13-2
8	Feb 24	S. Dakota St.	WOOD, T.	2	SB	5	0	-	7-2	7-9	W, 13-2
9	Mar 01	Hofstra	STEPHENS, S.	2	SB	5	0	-	2-3	8-10	L, 9-10
9	Mar 01	Hofstra	STEPHENS, S.	3	SB	5	0	-	2-3	9-11	L, 9-10
9	Mar 01	Hofstra	STEPHENS, S.	2	SB	8	0	-	6-10	10-12	L, 9-10
10	Mar 02	Hofstra	WOOD, T.	2	SB	8	2	-	12-14	11-13	L, 15-16
10	Mar 02	Hofstra	WALKER, K.	2	CS	9	2	1-0	14-14	11-14	L, 15-16
11	Mar 02	Hofstra	WOOD, T.	2	CS	4	0	-	4-6	11-15	W, 11-7
12	Mar 03	Hofstra	STEPHENS, S.	2	SB	2	2	-	2-0	12-16	W, 9-6
12	Mar 03	Hofstra	STEPHENS, S.	2	CS	7	1	-	9-5	12-17	W, 9-6
13	Mar 05	Texas Tech	WOOD, T.	2	SB	2	1	-	0-7	13-18	L, 8-11
13	Mar 05	Texas Tech	WOOD, T.	2	SB	3	1	-	4-7	14-19	L, 8-11
13	Mar 05	Texas Tech	STEPHENS, S.	2	SB	7	2	-	8-11	15-20	L, 8-11
13	Mar 05	Texas Tech	STEPHENS, S.	2	SB	9	2	-	8-11	16-21	L, 8-11
14	Mar 09	UNLV	SPENRATH, R.	2	SB	7	0	3-3	5-2	17-22	W, 7-6
15	Mar 09	UNLV	SMITH, K.	2	SB	1	1	-	5-3	18-23	W, 31-15
17	Mar 12	at Arizona St.	WOOD, T.	2	SB	4	1	-	2-3	19-24	W, 6-4
17	Mar 12	at Arizona St.	WALKER, K.	2	SB	5	2	-	3-3	20-25	W, 6-4
17	Mar 12	at Arizona St.	WOOD, T.	2	SB	8	1	-	6-3	21-26	W, 6-4
17	Mar 12	at Arizona St.	STEPHENS, S.	2	CS	9	1	-	6-4	21-27	W, 6-4
18	Mar 15	at Nevada	WOOD, T.	2	SB	2	0	-	0-0	22-28	L, 2-13
18	Mar 15	at Nevada	WOOD, T.	2	SB	4	0	-	1-5	23-29	L, 2-13
20	Mar 17	at Nevada	WOOD, T.	2	CS	5	0	-	8-7	23-30	W, 10-8
22	Mar 22	San Jose St.	SPENRATH, R.	2	SB	1	2	-	1-1	24-31	L, 13-16
24	Mar 23	San Jose St.	SPENRATH, R.	2	SB	2	2	-	6-3	25-32	W, 17-4
25	Mar 28	at San Diego St.	ASBY, W.	2	SB	4	2	-	0-0	26-33	W, 5-2
25	Mar 28	at San Diego St.	DIXON, D.	2	SB	6	1	-	5-0	27-34	W, 5-2
27	Mar 29	at San Diego St.	SPENRATH, R.	2	SB	4	1	3-3	0-6	28-35	L, 0-13
29	Apr 05	Sam Houston	WALKER, K.	2	CS	3	2	3-2	2-15	28-36	L 14-23
30	Apr 07	Sam Houston	STEPHENS, S.	2	CS	5	1	-	1-8	28-37	L 3-14
33	Apr 13	Fresno State	WOOD, T.	2	SB	3	0	-	5-4	29-38	L 19-23
34	Apr 14	Fresno State	WOOD, T.	2	SB	2	1	-	1-0	30-39	W 6-2
37	Apr 21	at Air Force	WOOD, T.	2	CS	2	1	-	0-0	30-40	W 6-5
38	Apr 21	at Air Force	ASBY, W.	2	CS	1	1	3-3	0-0	30-41	L 7-18
39	Apr 23	at Texas Tech	KINKADE, K.	2	SB	1	0	3-3	0-0	31-42	W 17-3
39	Apr 23	at Texas Tech	WOOD, T.	2	SB	2	0	-	0-1	32-43	W 17-3
39	Apr 23	at Texas Tech	WALKER, K.	2	SB	6	2	-	8-3	33-44	W 17-3
43	Apr 30	at New Mexico St.	WOOD, T.	2	SB	3	2	-	4-1	34-45	L 8-10
44	May 03	at UNLV	CARRIS, A.	2	SB	6	2	-	6-4	35-46	W 15-8
44	May 03	at UNLV	SPENRATH, R.	2	SB	7	2	-	8-4	36-47	W 15-8
45	May 04	at UNLV	WOOD, T.	2	SB	5	1	-	5-4	37-48	L 8-13
46	May 05	at UNLV	WOOD, T.	2	SB	6	2	-	4-2	38-49	W 14-2
47	May 10	Nevada	WOOD, T.	2	SB	2	2	-	0-0	39-50	W 16-0
47	May 10	Nevada	WOOD, T.	2	SB	3	2	-	5-0	40-51	W 16-0
47	May 10	Nevada	WOOD, T.	2	SB	6	0	-	5-0	41-52	W 16-0
49	May 12	Nevada	WOOD, T.	2	SB	6	1	-	5-3	42-53	W 11-5
50	May 16	at San Jose State	WOOD, T.	2	SB	9	2	-	7-8	43-54	L 7-8
51	May 17	at San Jose State	SMITH, K.	2	SB	9	2	-	1-5	44-55	L 1-5
52	May 18	at San Jose State	STEPHENS, S.	2	SB	9	0	-	6-6	45-56	W 10-9

LOBO HOME RUN TRACKER

NO.	PLAYER	GM#	DATE	OPPONENT	ON BASE	INN	OUTS	COUNT	SCORE	FINAL	
1.	Jake Holland (1)		1	Feb 16	vs Oregon State	0	8	1	0-0	1-15	L, 6-15
2.	Josh McAlister (1)		2	Feb 17	vs CSU Bakersfield	0*	2	0	0-0	0-0	W, 4-3
3.	Will Asby (1)		2	Feb 17	vs CSU Bakersfield	0	2	0	3-1	1-0	W, 4-3
4.	Will Asby (2)		2	Feb 17	vs CSU Bakersfield	0	4	2	1-1	2-1	W, 4-3
5.	Will Asby (3)		8	Feb 24	South Dakota State	1	1	1	2-1	0-0	W, 13-2
6.	Gene Trujillo (1)		8	Feb 24	South Dakota State	1	7	0	1-1	11-2	W, 13-2
7.	Will Asby (4)		9	Mar 01	Hofstra	1	8	1	0-1	6-10	L, 9-10
8.	Kyle Smith (1)		10	Mar 02	Hofstra	1	6	0	3-2	7-8	L, 15-16
9.	Ethan Ott (1)		11	Mar 02	Hofstra	1	3	1	1-1	2-6	W, 11-7
10.	Jake Holland (2)		11	Mar 02	Hofstra	1	5	1	0-0	5-7	W, 11-7
11.	Tye Wood (1)		11	Mar 02	Hofstra	0	5	1	3-1	7-7	W, 11-7
12.	Jake Holland (3)		11	Mar 02	Hofstra	2	6	2	1-0	8-7	W, 11-7
13.	Jake Holland (4)		12	Mar 03	Hofstra	1	2	0	1-2	0-0	W, 9-6
14.	Tye Wood (2)		12	Mar 03	Hofstra	3#	4	2	0-1	3-2	W, 9-6
15.	Ethan Ott (2)		14	Mar 09	UNLV	0	2	1	0-0	0-1	W, 7-6
16.	Will Asby (5)		15	Mar 09	UNLV	3#	3	1	0-0	16-7	W, 31-15
17.	Kyle Smith (2)		15	Mar 09	UNLV	2	6	2	1-0	22-15	W, 31-15
18.	Reed Spenrath (1)		16	Mar 10	UNLV	2	6	1	1-2	2-4	W, 6-5
19.	Reed Spenrath (2)		17	Mar 12	at Arizona State	1	4	1	2-1	0-3	W, 6-4
20.	Devon Dixon (1)		17	Mar 12	at Arizona State	2	6	1	2-0	3-3	W, 6-4
21.	Reed Spenrath (3)		20	Mar 17	at Nevada	2	1	1	1-0	0-0	W, 10-8
22.	Jake Holland (5)		20	Mar 17	at Nevada	1	7	0	0-1	8-7	W, 10-8
23.	Will Asby (6)		21	Mar 19	New Mexico State	3#	3	2	3-1	3-5	W, 14-4
24.	Devon Dixon (2)		21	Mar 19	New Mexico State	0	4	2	1-1	9-3	W, 14-4
25.	Reed Spenrath (4)		21	Mar 19	New Mexico State	0	6	1	2-0	9-4	W, 14-4
26.	Jake Holland (6)		22	Mar 22	San Jose State	2	2	2	2-0	3-3	L, 13-16
27.	Will Asby (7)		23	Mar 23	San Jose State	0*	5	0	0-0	2-2	W, 7-5
28.	Jake Holland (7)		23	Mar 23	San Jose State	0*	7	0	0-0	3-4	W, 7-5
29.	Gene Trujillo (2)		24	Mar 23	San Jose State	0*	2	0	1-0	1-3	W, 17-4
30.	Jake Holland (8)		24	Mar 23	San Jose State	2	2	2	0-0	3-3	W, 17-4
31.	Josh McAlister (2)		24	Mar 23	San Jose State	1	5	2	1-2	12-4	W, 17-4
32.	Jake Holland (9)		24	Mar 23	San Jose State	2	6	1	0-0	14-4	W, 17-4
33.	Jake Holland (10)		26	Mar 29	at San Diego State	2	8	1	0-0	0-5	L, 6-8
34.	Reed Spenrath (5)		26	Mar 29	at San Diego State	0	8	1	0-0	3-5	L, 6-8
35.	Gene Trujillo (3)		29	April 5	Sam Houston	1	2	0	0-0	0-13	L, 14-23
36.	Josh McAlister (3)		29	April 5	Sam Houston	0	4	1	2-1	5-15	L, 14-23
37.	Reed Spenrath (6)		29	April 5	Sam Houston	1	6	1	2-1	11-21	L, 14-23
38.	Jake Holland (11)		33	Apr 13	Fresno State	1	6	0	3-2	9-6	L 19-23
39.	Jake Holland (12)		33	Apr 13	Fresno State	2	9	0	0-0	12-23	L 19-23
40.	Jake Holland (13)		34	Apr 14	Fresno State	0	1	2	2-0	0-0	W 6-2
41.	Reed Spenrath (7)		34	Apr 14	Fresno State	0	6	1	2-1	1-1	W 6-2
42.	Reed Spenrath (8)		36	April 19	at Air Force	0*	2	0	1-1	0-2	L 3-12
43.	Will Asby (8)		37	April 21	at Air Force	2	5	1	0-0	1-2	W 6-5
44.	Reed Spenrath (9)		38	April 21	at Air Force	0*	2	0	0-0	0-2	L 7-18
45.	Will Asby (9)		39	Apr 23	at Texas Tech	0	7	0	2-0	8-3	W 17-3
46.	Weissenborn (1)		39	Apr 23	at Texas Tech	0	8	1	2-2	9-3	W 17-3
47.	Khalil Walker (1)		39	Apr 23	at Texas Tech	0	8	1	1-2	10-3	W 17-3
48.	Will Asby (10)		39	Apr 23	at Texas Tech	3#	9	2	0-1	13-3	W 17-3
49.	Josh McAlister (4)		41	Apr 27	San Diego State	0	5	1	0-0	6-0	W 19-5
50.	Gene Trujillo (4)		41	Apr 27	San Diego State	2	8	1	0-1	16-0	W 19-5
51.	McAlister (5)		42	Apr 28	San Diego State	0	6	1	3-2	1-7	W 9-7
52.	Khalil Walker (2)		42	Apr 28	San Diego State	0	6	2	2-1	2-7	W 9-7
53.	Devon Dixon (3)		42	Apr 28	San Diego State	3#	9	1	1-0	5-7	W 9-7
54.	Kyle Smith (3)		43	Apr 30	at New Mexico State	3#	3	2	1-0	0-1	L 8-10
55.	Tye Wood (3)		44	May 03	at UNLV	0*	5	0	0-1	0-1	W 15-8
56.	Spennrath (10)		44	May 03	at UNLV	1	6	1	3-2	2-4	W 15-8
57.	Jake Holland (14)		44	May 03	at UNLV	1	7	1	0-2	6-4	W 15-8
58.	Weissenborn (2)		45	May 04	at UNLV	1	2	1	0-1	0-0	L 8-13
59.	Spennrath (11)		45	May 04	at UNLV	0	6	2	0-0	6-10	L 8-13
60.	Jake Holland (15)		46	May 05	at UNLV	0*	4	0	1-2	0-1	W 14-2
61.	Ethan Ott (3)		46	May 05	at UNLV	1	4	0	1-0	1-1	W 14-2
62.	Khalil Walker (3)		46	May 05	at UNLV	2	7	2	3-1	9-2	W 14-2
63.	Reed Spenrath (12)		47	May 10	Nevada	3#	3	2	0-1	0-0	W 16-0
64.	Reed Spenrath (13)		47	May 10	Nevada	3#	6	1	2-0	9-0	W 16-0
65.	Reed Spenrath (14)		47	May 10	Nevada	0*	8	0	2-0	16-0	W 16-0
66.	Ethan Ott (4)		49	May 12	Nevada	2	6	1	0-0	2-3	W 11-5
67.	Jake Holland (16)		50	May 16	at San Jose State	0*	5	0	0-1	4-3	L 7-8
68.	Will Asby (11)		51	May 17	at San Jose State	0	6	1	3-1	0-2	L 1-5
69.	Will Asby (12)		52	May 18	at San Jose State	3#	8	0	1-1	2-6	W 10-9

* - Leadoff Home Run

- Grand Slam

MISCELLANEOUS HITTING

Multiple Hit Games	2	3	4	5+	Total
30 SPENRATH, Reed	18	4	2	-	24
12 ASBY, Will	8	8	3	-	19
15 WALKER, Khalil	12	3	1	1	17
18 HOLLAND, Jake	9	6	1	1	17
8 KINKADE, Konner	11	3	-	-	14
4 WOOD, Tye	9	3	-	-	12
24 SMITH, Kyle	6	1	1	1	9
2 WEISSENBORN, Chase	5	4	-	-	9
14 CARRIS, Akili	6	2	-	-	8
47 OTT, Ethan	6	2	-	-	8
9 MCALISTER, Josh	6	2	-	-	8
11 STEPHENS, Sean	5	2	-	-	7
3 DIXON, Devon	4	2	-	-	6
43 TRUJILLO, Gene	2	1	-	-	3
26 MANSY, Luke	-	1	-	-	1
TEAM	107	44	8	3	162

Multiple RBI Games	2	3	4	5+	Total
18 HOLLAND, Jake	5	4	-	4	13
12 ASBY, Will	6	1	3	3	13
30 SPENRATH, Reed	6	4	-	2	12
4 WOOD, Tye	8	1	1	-	10
14 CARRIS, Akili	5	3	-	-	8
8 KINKADE, Konner	4	2	1	-	7
11 STEPHENS, Sean	6	-	-	-	6
47 OTT, Ethan	2	2	1	-	5
2 WEISSENBORN, Chase	-	3	2	-	5
3 DIXON, Devon	3	-	2	-	5
9 MCALISTER, Josh	1	2	1	-	4
43 TRUJILLO, Gene	2	2	-	-	4
24 SMITH, Kyle	1	-	1	2	4
15 WALKER, Khalil	1	2	-	-	3
26 MANSY, Luke	1	-	-	-	1
TEAM	51	26	12	11	100

Hitting Streaks	Longest	Current
15 WALKER, Khalil	18	-
4 WOOD, Tye	12	3
30 SPENRATH, Reed	10	1
18 HOLLAND, Jake	10	1
47 OTT, Ethan	9	-
12 ASBY, Will	8	7
11 STEPHENS, Sean	7	1
14 CARRIS, Akili	6	-
8 KINKADE, Konner	6	-
3 DIXON, Devon	6	-
43 TRUJILLO, Gene	5	-
2 WEISSENBORN, Chase	4	4
9 MCALISTER, Josh	4	1
24 SMITH, Kyle	3	1
26 MANSY, Luke	3	-
10 MUNGUIA, Austin	1	-

Reached Base Streaks	Longest	Current
30 SPENRATH, Reed	32	1
18 HOLLAND, Jake	22	22
15 WALKER, Khalil	18	-
12 ASBY, Will	16	16
4 WOOD, Tye	16	16
9 MCALISTER, Josh	14	1
11 STEPHENS, Sean	12	1
3 DIXON, Devon	11	3
47 OTT, Ethan	10	-
2 WEISSENBORN, Chase	10	4
8 KINKADE, Konner	10	4
14 CARRIS, Akili	7	-
24 SMITH, Kyle	7	2
26 MANSY, Luke	5	-
43 TRUJILLO, Gene	5	-
10 MUNGUIA, Austin	1	-

FIRST TIME VS. SAN JOSE STATE (MARCH 22-23)

Record: 2-1 Home: 2-1 Away: 0-0 MW: 2-1

Date	Opponent	Score	Player	avg	gp-gs	ab	r	h	2b	3b	hr	rbi	bb	hbp	so	sb-att
*3/22	SAN JOSE STATE	L 13-16	18 HOLLAND, Jake	.727	3-3	11	8	8	2	0	4	14	3	1	1	0-0
*3/23	SAN JOSE STATE	w 7-5	12 ASBY, Will	.571	3-3	14	6	8	1	1	1	4	2	0	3	0-0
*3/23	SAN JOSE STATE	w 17-4	11 STEPHENS, Sean	.286	3-2	7	0	2	0	0	0	3	1	2	1	0-0
			30 SPENRATH, Ree	.250	3-3	12	4	3	0	0	0	0	4	0	4	2-2
			14 CARRIS, Akili	.222	2-2	9	2	2	0	0	0	2	1	0	0	0-0
			24 SMITH, Kyle	.200	2-2	10	3	2	2	0	0	0	1	0	2	0-0
			3 DIXON, Devon	.091	3-3	11	2	1	0	0	0	2	2	0	3	0-0
			4 WOOD, Tye	.091	3-3	11	1	1	0	0	0	2	2	0	3	0-0
			2 WEISSENBORN,	.000	2-2	6	0	0	0	0	0	0	3	0	3	0-0

			9 MCALISTER, Josh	1.000	1-1	3	3	3	1	0	1	3	1	0	0	0-0
			43 TRUJILLO, Gene	1.000	1-1	2	3	2	0	0	1	2	2	0	0	0-0
			15 WALKER, Khalil	.667	3-1	3	3	2	0	0	0	1	1	0	0	0-0
			8 KINKADE, Konne	.333	2-1	3	2	1	0	0	0	0	1	1	2	0-0
Totals				.343	3	102	37	35	6	1	7	33	24	4	22	2-2
Opponents				.352	3	105	25	37	9	1	5	24	12	7	23	2-4

* = Conference game

LOB - Team (27), Opp (26). DPs turned - Team (5), Opp (4).

Player	era	w-l	app	gs	cg	sh	sv	ip	h	r	er	bb	so		
39 CASTILLO, Ryan	0.00	1-0	1	0	0	0	0	5.0	2	0	0	0	7		
33 PURSER, Daxton	3.60	0-0	1	1	0	0	0	5.0	3	2	2	3	1		
23 JACKSON, Jaren	6.75	1-0	1	0	0	0	0	4.0	7	3	3	2	7		
27 LOPEZ, David	13.50	0-0	1	1	0	0	0	4.0	7	6	6	2	1		

19 STILL, Justin	0.00	0-0	1	0	0	0	0	0.1	2	0	0	0	0		
40 BANNISTER, Wil	13.50	0-0	1	1	0	0	0	2.0	3	4	3	3	1		
35 STEINKAMP, Art	16.88	0-0	1	0	0	0	0	2.2	7	5	5	1	3		
34 BARNHOUSE, Jo	22.50	0-1	1	0	0	0	0	2.0	6	5	5	1	3		
Totals				8.64	2-1	3	3	0	0	25.0	37	25	24	12	23
Opponents				8.22	1-2	3	3	0	0	23.0	35	37	21	24	22

SBA/ATT - HOLLAND, J. (2-4), STEINKAMP, A (1-1), LOPEZ, D. (1-1), PURSER, D. (0-1), CASTILLO, R. (0-1).

Score by innings	1	2	3	4	5	6	7	8	9	Total
New Mexico	2	12	4	6	3	6	3	1	0	37
Opponents	4	2	2	1	4	2	5	1	4	25

Win-loss breakouts: Day 2-0; Night 0-1; vs Left 1-1; vs Right 1-0;
 1-run games 0-0; 2-run games 1-0; 5+run games 1-0; Extra inns 0-0; Shutouts 0-0.
 Current streak: Won 2; Longest winning streak: 2; Longest losing streak: 1.
 Attendance: Home 1317 (avg 439); Away 0 (avg 0); Total 1317 (avg 439).

LAST 10 GAMES

Record: 5-5 Home: 2-1 Away: 3-4 MW: 5-4

Date	Opponent	Score	Player	avg	gp-gs	ab	r	h	2b	3b	hr	rbi	bb	hbp	so	sb-att
4/30	at New Mexico State	L 8-10	18 HOLLAND, Jake	.441	9-9	34	10	15	1	1	3	11	8	2	3	0-0
*5/3	at UNLV	w 15-8	4 WOOD, Tye	.400	10-10	30	11	12	1	2	1	6	11	3	7	8-8
*5/4	at UNLV	L 8-13	2 WEISSENBORN,	.382	9-9	34	8	13	1	0	1	6	2	0	9	0-0
*5/5	at UNLV	w 14-2	47 OTT, Ethan	.360	8-6	25	6	9	3	0	2	8	1	0	5	0-0
*5/10	NEVADA	w 16-0	30 SPENRATH, Ree	.357	10-10	42	12	15	2	0	5	15	8	0	11	1-1
*5/11	NEVADA	L 0-2	12 ASBY, Will	.333	10-10	42	14	14	3	0	2	12	7	0	8	0-0
*5/12	NEVADA	w 11-5	15 WALKER, Khalil	.314	10-10	35	7	11	2	0	1	4	5	0	6	0-0
*5/16	at San Jose State	L 7-8	14 CARRIS, Akili	.303	10-8	33	3	10	4	0	0	9	0	0	4	1-1
*5/17	at San Jose State	L 1-5	8 KINKADE, Konne	.244	10-10	41	7	10	2	0	0	2	2	1	9	0-0
*5/18	at San Jose State	w 10-9	-----													
			11 STEPHENS, Sean	.286	5-0	7	4	2	0	0	0	1	0	0	2	1-1
			24 SMITH, Kyle	.263	7-4	19	2	5	0	0	1	5	3	0	6	1-1
			9 MCALISTER, Josh	.222	4-2	9	1	2	0	0	0	1	0	0	1	0-0
			43 TRUJILLO, Gene	.125	5-1	8	2	1	0	0	0	1	1	0	2	0-0
			3 DIXON, Devon	.000	8-1	7	3	0	0	0	0	2	4	0	4	0-0
			48 NEIL, Andrew	.000	1-0	0	0	0	0	0	0	0	0	0	0	0-0
			Totals	.325	10	366	90	119	19	3	16	83	52	6	77	12-12
			Opponents	.283	10	346	62	98	22	3	8	57	38	12	62	3-3

* = Conference game

LOB - Team (78), Opp (80). DPs turned - Team (14), Opp (12). Picked off - KINKADE, K. 2.

Player	era	w-l	app	gs	cg	sh	sv	ip	h	r	er	bb	so
31 PENGELLY, Dayn	4.11	1-0	3	3	0	0	0	15.1	17	8	7	10	17
13 RUSSELL, Brett	4.41	0-3	3	3	0	0	0	16.1	18	13	8	5	8
35 STEINKAMP, Art	4.85	2-0	6	0	0	0	0	13.0	10	7	7	3	7
27 LOPEZ, David	5.79	1-0	4	3	0	0	0	18.2	24	14	12	10	14

33 PURSER, Daxton	0.00	1-0	2	1	0	0	0	3.0	1	0	0	1	4
19 STILL, Justin	0.00	0-0	1	0	0	0	0	0.1	0	0	0	0	0
23 JACKSON, Jaren	5.62	0-0	6	0	0	0	0	8.0	10	6	5	3	7
40 BANNISTER, Wil	9.45	0-0	4	0	0	0	0	6.2	9	7	7	3	2
39 CASTILLO, Ryan	10.80	0-1	3	0	0	0	0	3.1	6	4	4	2	2
34 BARNHOUSE, Jo	13.50	0-1	2	0	0	0	0	2.0	3	3	3	1	1
Totals	5.50	5-5	10	10	0	1	0	86.2	98	62	53	38	62
Opponents	8.69	5-5	10	10	1	1	2	88.0	119	90	85	52	77

PB - Team (1), SMITH, K. 1. Pickoffs - Team (0), Opp (1). SBA/ATT - HOLLAND, J. (2-2), STEINKAMP, A (2-2), RUSSELL, B. (1-1), SMITH, K. (1-1).

Score by innings	1	2	3	4	5	6	7	8	9	EX	Total
New Mexico	1	4	10	11	3	22	22	7	9	1	90
Opponents	3	6	5	5	18	3	9	6	7	0	62

Win-loss breakouts: Day 3-1; Night 2-4; vs Left 1-1; vs Right 4-4;
 1-run games 1-1; 2-run games 0-2; 5+run games 4-1; Extra inns 1-0; Shutouts 1-1.
 Current streak: Won 1; Longest winning streak: 2; Longest losing streak: 2.
 Attendance: Home 1829 (avg 609); Away 3818 (avg 545); Total 5647 (avg 564).

SINCE SNAPPING 8-GAME LOSING STREAK

Record: 12-7 Home: 7-1 Away: 5-6 MW: 10-6

Date	Opponent	Score	Player	avg	gp-gs	ab	r	h	2b	3b	hr	rbi	bb	hbp	so	sb-att
*4/14	FRESNO STATE	w 6-2	15 WALKER, Khalil	.410	19-19	61	16	25	6	0	3	7	12	1	9	1-1
4/16	CSU-PUEBLO	w 3-1	2 WEISSENBORN,	.391	13-13	46	11	18	1	0	2	14	4	2	13	0-0
*4/19	at Air Force	l 3-12	12 ASBY, Will	.388	19-19	80	22	31	5	1	5	26	10	1	10	0-1
*4/21	at Air Force	w 6-5	4 WOOD, Tye	.375	19-19	64	15	24	3	4	1	14	14	4	14	10-11
*4/21	at Air Force	l 7-18	18 HOLLAND, Jake	.368	17-17	68	19	25	2	1	4	15	11	3	10	0-0
4/23	at Texas Tech	w 17-3	30 SPENRATH, Ree	.354	19-19	79	23	28	6	0	8	24	13	0	22	1-1
*4/26	SAN DIEGO STATE	w 8-4	14 CARRIS, Akili	.306	16-13	49	6	15	4	0	0	11	1	0	7	1-1
*4/27	SAN DIEGO STATE	w 19-5	8 KINKADE, Konne	.250	19-19	76	14	19	3	0	0	7	5	3	9	1-1
*4/28	SAN DIEGO STATE	w 9-7	24 SMITH, Kyle	.250	15-12	44	10	11	0	0	1	8	8	2	7	1-1
4/30	at New Mexico State	l 8-10	-----													
*5/3	at UNLV	w 15-8	11 STEPHENS, Sean	.375	11-0	8	7	3	1	0	0	3	1	0	2	1-1
*5/4	at UNLV	l 8-13	47 OTT, Ethan	.357	11-7	28	8	10	3	0	2	8	2	1	5	0-0
*5/5	at UNLV	w 14-2	9 MCALISTER, Josh	.259	9-6	27	5	7	0	0	2	5	4	0	8	0-0
*5/10	NEVADA	w 16-0	3 DIXON, Devon	.222	17-6	27	9	6	1	0	1	7	7	0	7	0-0
*5/11	NEVADA	l 0-2	43 TRUJILLO, Gene	.188	10-2	16	3	3	1	0	1	4	4	0	7	0-0
*5/12	NEVADA	w 11-5	10 MUNGUIA, Austi	.000	1-0	1	0	0	0	0	0	0	0	0	1	0-0
*5/16	at San Jose State	l 7-8	48 NEIL, Andrew	.000	1-0	0	0	0	0	0	0	0	0	0	0	0-0
*5/17	at San Jose State	l 1-5	Totals	.334	19	674	168	225	36	6	30	153	96	17	131	16-18
*5/18	at San Jose State	w 10-9	Opponents	.268	19	646	119	173	38	6	20	106	78	20	128	16-17

* = Conference game

LOB - Team (155), Opp (144). DPs turned - Team (17), Opp (19). IBB - Team (1), MCALISTER, J 1. Picked off - KINKADE, K. 2.

Player	era	w-l	app	gs	cg	sh	sv	ip	h	r	er	bb	so
13 RUSSELL, Brett	3.07	2-3	5	5	0	0	0	29.1	25	15	10	8	18
31 PENGELLY, Dayn	4.62	1-1	5	5	0	0	0	25.1	26	16	13	19	30
35 STEINKAMP, Art	5.14	3-0	11	0	0	0	0	21.0	20	13	12	8	13
27 LOPEZ, David	7.22	2-1	6	5	0	0	0	28.2	37	26	23	12	21

33 PURSER, Daxton	0.00	1-0	2	1	0	0	0	3.0	1	0	0	1	4
40 BANNISTER, Wil	5.40	1-0	10	0	0	0	3	16.2	12	10	10	8	8
34 BARNHOUSE, Jo	5.93	1-1	6	3	0	0	0	13.2	17	9	9	3	12
23 JACKSON, Jaren	7.04	1-0	12	0	0	0	0	15.1	21	13	12	8	15
6 MCBROOM, Brian	9.00	0-0	4	0	0	0	0	3.0	2	3	3	3	0
39 CASTILLO, Ryan	10.80	0-1	3	0	0	0	0	3.1	6	4	4	2	2
48 NEIL, Andrew	13.50	0-0	2	0	0	0	0	2.0	2	6	3	4	3
19 STILL, Justin	13.50	0-0	3	0	0	0	0	1.1	2	2	2	2	1
29 HARDY, Wyatt	13.50	0-0	1	0	0	0	0	1.1	2	2	2	0	1
Totals	5.65	12-7	19	19	0	1	3	164.0	173	119	103	78	128
Opponents	8.65	7-12	19	19	1	1	2	162.1	225	168	156	96	131

PB - Team (1), SMITH, K. 1. Pickoffs - Team (0), Opp (1). SBA/ATT - HOLLAND, J. (15-16), RUSSELL, B. (5-5), PENGELLY, D. (3-4), BARNHOUSE, J (3-3), STEINKAMP, A (2-2), JACKSON, J. (2-2), BANNISTER, W (1-1), SMITH, K. (1-1).

Score by innings	1	2	3	4	5	6	7	8	9	EX	Total
New Mexico	7	9	17	20	10	25	42	16	21	1	168
Opponents	9	15	10	11	24	7	19	9	15	0	119

Win-loss breakouts: Day 9-3; Night 3-4; vs Left 1-2; vs Right 11-5;
 1-run games 2-1; 2-run games 2-2; 5+run games 6-3; Extra inns 1-0; Shutouts 1-1.
 Current streak: Won 1; Longest winning streak: 4; Longest losing streak: 2.
 Attendance: Home 4608 (avg 576); Away 7812 (avg 710); Total 12420 (avg 653).

2024 NEW MEXICO GAMES SUMMARY

Score by innings	1	2	3	4	5	6	7	8	9	EX	Total
New Mexico	29	46	62	53	41	65	71	38	41	2	448
Opponents	52	61	37	53	63	36	45	38	41	2	428

Record when ...

Overall	28-24	After 6 leading	23-6
Conference	17-13 trailing	4-18
Non-Conference	11-11 tied	1-0
Home games	18-10	After 7 leading	20-3
Away games	8-12 trailing	3-17
Neutral site	2-2 tied	0-2
Day games	22-12	After 8 leading	20-1
Night games	6-12 trailing	2-19
vs Left starter	4-7 tied	1-2
vs Right starter	24-17		
1-Run games	7-4	Hit 0 home runs	6-11
2-Run games	5-3	... 1 home run	5-9
5+Run games	10-13	... 2+ home runs	17-4
Extra innings	1-1		
Shutouts	1-2	Opponent 0 home runs	14-4
	 1 home run	10-7
	 2+ HRs	4-13
Scoring 0-2 runs	0-7	Made 0 errors	10-4
..... 3-5 runs	3-5 1 error	12-9
..... 6-9 runs	11-8	... 2+ errors	6-11
..... 10+ runs	14-4		
Opponent 0-2 runs	7-1	Opp. made 0 errors	11-11
..... 3-5 runs	11-2 1 error	8-7
..... 6-9 runs	8-3 2+ errors	9-6
..... 10+ runs	2-18		
Scored in 1st inning	9-4	Out-hit opponent	21-4
Opp. scored in 1st	8-14	Out-hit by opponent	6-19
Scores first	13-4	Hits are tied	1-1
Opp. scores first	15-20		

Record when team scores:

Runs	0	1	2	3	4	5	6	7	8	9	10+
W-L	0-2	0-2	0-3	1-3	1-0	1-2	5-2	2-2	1-3	3-1	14-4

Record when opponent scores:

Runs	0	1	2	3	4	5	6	7	8	9	10+
W-L	1-0	1-0	5-1	2-0	4-1	5-1	2-0	2-0	3-2	1-1	2-18

Record when leading after:

Inn.	1	2	3	4	5	6	7	8
W-L	6-1	10-3	15-7	15-6	18-6	23-6	20-3	20-1

Record when trailing after:

Inn.	1	2	3	4	5	6	7	8
W-L	6-12	8-17	10-14	9-16	8-18	4-18	3-17	2-19

Record when tied after:

Inn.	1	2	3	4	5	6	7	8
W-L	16-11	10-4	3-3	4-2	2-0	1-0	0-2	1-2

Current winning streak: 1
 Longest winning streak: 4
 Longest losing streak: 8

Home attendance : 13281 (26 dates avg = 510)
 Away attendance : 22746 (24 dates avg = 947)
 Total attendance: 36027 (50 dates avg = 720)

2024 BATTING LEADERS

Hitting minimums - 1 Games 1 AB 2.0 AB/Game 1 TPA 2.0 TPA/Game
Pitching minimums - 1 Games 1.0 IP/Game

Batting avg			Slugging pct			On base pct		
1.	15 WALKER, Khalil	.390	1.	18 HOLLAND, Jake	.801	1.	4 WOOD, Tye	.495
2.	18 HOLLAND, Jake	.385	2.	30 SPENRATH, Reed	.685	2.	15 WALKER, Khalil	.492
3.	30 SPENRATH, Reed	.350	3.	12 ASBY, Will	.617	3.	30 SPENRATH, Reed	.459
4.	12 ASBY, Will	.340	4.	15 WALKER, Khalil	.519	4.	18 HOLLAND, Jake	.448
5.	4 WOOD, Tye	.327	5.	4 WOOD, Tye	.484	5.	12 ASBY, Will	.427
Runs scored			Hits			Runs batted in		
1.	12 ASBY, Will	59	1.	30 SPENRATH, Reed	71	1.	18 HOLLAND, Jake	59
2.	30 SPENRATH, Reed	54	2.	12 ASBY, Will	70		12 ASBY, Will	59
3.	18 HOLLAND, Jake	46	3.	18 HOLLAND, Jake	62	3.	30 SPENRATH, Reed	50
4.	4 WOOD, Tye	44	4.	15 WALKER, Khalil	60	4.	4 WOOD, Tye	32
5.	15 WALKER, Khalil	42	5.	4 WOOD, Tye	50	5.	8 KINKADE, Konner	28
Doubles			Triples			Home runs		
1.	30 SPENRATH, Reed	18	1.	30 SPENRATH, Reed	4	1.	18 HOLLAND, Jake	16
2.	12 ASBY, Will	17		4 WOOD, Tye	4	2.	30 SPENRATH, Reed	14
3.	18 HOLLAND, Jake	15	3.	11 STEPHENS, Sean	2	3.	12 ASBY, Will	12
4.	15 WALKER, Khalil	11		18 HOLLAND, Jake	2	4.	9 MCALISTER, Josh	5
5.	14 CARRIS, Akili	9		12 ASBY, Will	2	5.	2 tied at.....	4
Total bases			Walks			Hit by pitch		
1.	30 SPENRATH, Reed	139	1.	30 SPENRATH, Reed	39	1.	4 WOOD, Tye	15
2.	18 HOLLAND, Jake	129		4 WOOD, Tye	39	2.	8 KINKADE, Konner	8
3.	12 ASBY, Will	127	3.	15 WALKER, Khalil	30		24 SMITH, Kyle	8
4.	15 WALKER, Khalil	80		12 ASBY, Will	30	4.	12 ASBY, Will	6
5.	4 WOOD, Tye	74	5.	3 DIXON, Devon	27	5.	2 tied at.....	5
Sac bunts			Sac flies			Stolen bases		
1.	8 KINKADE, Konner	7	1.	18 HOLLAND, Jake	7	1.	4 WOOD, Tye	20
2.	15 WALKER, Khalil	6	2.	12 ASBY, Will	6	2.	11 STEPHENS, Sean	9
3.	14 CARRIS, Akili	2	3.	4 WOOD, Tye	3	3.	30 SPENRATH, Reed	5
	9 MCALISTER, Josh	2		8 KINKADE, Konner	3	4.	9 MCALISTER, Josh	3
5.	3 tied at....	1	5.	14 CARRIS, Akili	2	5.	2 tied at.....	2
Caught stealing			Steal attempts			Stolen base pct		
1.	11 STEPHENS, Sean	5	1.	4 WOOD, Tye	23	1.	30 SPENRATH, Reed	1.000
2.	4 WOOD, Tye	3	2.	11 STEPHENS, Sean	14		8 KINKADE, Konner	1.000
	15 WALKER, Khalil	3	3.	30 SPENRATH, Reed	5		3 DIXON, Devon	1.000
4.	12 ASBY, Will	1		15 WALKER, Khalil	5		14 CARRIS, Akili	1.000
	24 SMITH, Kyle	1	5.	2 tied at.....	3	5.	4 WOOD, Tye	.870
Strikeouts			Grounded into DP			Total plate appearances		
1.	30 SPENRATH, Reed	57	1.	3 DIXON, Devon	6	1.	12 ASBY, Will	249
2.	4 WOOD, Tye	36	2.	18 HOLLAND, Jake	5	2.	30 SPENRATH, Reed	244
3.	3 DIXON, Devon	33		4 WOOD, Tye	5	3.	4 WOOD, Tye	210
4.	9 MCALISTER, Josh	29	4.	24 SMITH, Kyle	4	4.	15 WALKER, Khalil	193
	18 HOLLAND, Jake	29	5.	3 tied at.....	3	5.	18 HOLLAND, Jake	192
At bats			Games played			Game starts		
1.	12 ASBY, Will	206	1.	12 ASBY, Will	52	1.	30 SPENRATH, Reed	51
2.	30 SPENRATH, Reed	203		30 SPENRATH, Reed	52	2.	12 ASBY, Will	50
3.	18 HOLLAND, Jake	161	3.	4 WOOD, Tye	49	3.	4 WOOD, Tye	47
4.	15 WALKER, Khalil	154		3 DIXON, Devon	49	4.	15 WALKER, Khalil	41
5.	4 WOOD, Tye	153	5.	15 WALKER, Khalil	48		18 HOLLAND, Jake	41
Games as sub								
1.	11 STEPHENS, Sean	17						
2.	43 TRUJILLO, Gene	16						
3.	3 DIXON, Devon	11						
4.	24 SMITH, Kyle	9						
5.	8 KINKADE, Konner	8						

2024 PITCHING LEADERS

Hitting minimums - 1 Games 1 AB 2.0 AB/Game 1 TPA 2.0 TPA/Game
Pitching minimums - 1 Games 1.0 IP/Game

Earned run avg		Opposing bat avg		Won-loss pct	
1. 13 RUSSELL, Brett	5.80	1. 13 RUSSELL, Brett	.259	1. 27 LOPEZ, David	.667
2. 27 LOPEZ, David	7.71	2. 27 LOPEZ, David	.332	2. 13 RUSSELL, Brett	.571
Wins		Losses		Saves	
1. 35 STEINKAMP, Arthur	4	1. 23 JACKSON, Jaren	5	1. 40 BANNISTER, Wil	3
27 LOPEZ, David	4	2. 31 PENGELLY, Dayne	4	6 MCBROOM, Brian	3
13 RUSSELL, Brett	4	3. 13 RUSSELL, Brett	3	3. 4 tied at.....	1
31 PENGELLY, Dayne	4	39 CASTILLO, Ryan	3		
5. 23 JACKSON, Jaren	3	34 BARNHOUSE, Josh	3		
Innings pitched		Batters struck out		Appearances	
1. 27 LOPEZ, David	65.1	1. 31 PENGELLY, Dayne	55	1. 35 STEINKAMP, Arthur	23
2. 13 RUSSELL, Brett	54.1	2. 23 JACKSON, Jaren	46	23 JACKSON, Jaren	23
		3. 27 LOPEZ, David	45	3. 40 BANNISTER, Wil	21
		4. 13 RUSSELL, Brett	40	4. 34 BARNHOUSE, Josh	18
		5. 33 PURSER, Daxton	36	5. 6 MCBROOM, Brian	17
Games started		Games finished		Games in relief	
1. 27 LOPEZ, David	11	1. 40 BANNISTER, Wil	9	1. 35 STEINKAMP, Arthur	23
2. 31 PENGELLY, Dayne	10	2. 23 JACKSON, Jaren	8	2. 23 JACKSON, Jaren	21
3. 13 RUSSELL, Brett	7	3. 6 MCBROOM, Brian	7	3. 6 MCBROOM, Brian	17
33 PURSER, Daxton	7	4. 34 BARNHOUSE, Josh	5	4. 40 BANNISTER, Wil	16
5. 40 BANNISTER, Wil	5	5. 3 tied at.....	4	5. 2 tied at.....	14
Wild pitches		Balks		Hit batters	
1. 31 PENGELLY, Dayne	11	1. 31 PENGELLY, Dayne	2	1. 33 PURSER, Daxton	8
2. 27 LOPEZ, David	7	33 PURSER, Daxton	2	31 PENGELLY, Dayne	8
13 RUSSELL, Brett	7	3. 6 MCBROOM, Brian	1	27 LOPEZ, David	8
4. 23 JACKSON, Jaren	6	48 NEIL, Andrew	1	4. 23 JACKSON, Jaren	7
40 BANNISTER, Wil	6			5. 2 tied at.....	6
Intentional BB allowed		Runners picked off		Batters SO out looking	
		1. 33 PURSER, Daxton	1	1. 23 JACKSON, Jaren	17
		34 BARNHOUSE, Josh	1	2. 31 PENGELLY, Dayne	15
		13 RUSSELL, Brett	1	3. 27 LOPEZ, David	14
		40 BANNISTER, Wil	1	33 PURSER, Daxton	14
				5. 34 BARNHOUSE, Josh	11
Sac bunts allowed		Sac flies allowed		Hits allowed	
1. 27 LOPEZ, David	4	1. 34 BARNHOUSE, Josh	5	1. 13 RUSSELL, Brett	56
2. 31 PENGELLY, Dayne	3	2. 23 JACKSON, Jaren	4	2. 27 LOPEZ, David	92
3. 34 BARNHOUSE, Josh	2	3. 35 STEINKAMP, Arthur	3		
4. 3 tied at.....	1	27 LOPEZ, David	3		
		5. 3 tied at.....	2		
Runs allowed		Earned runs allowed		Walks allowed	
1. 13 RUSSELL, Brett	42	1. 13 RUSSELL, Brett	35	1. 13 RUSSELL, Brett	15
2. 27 LOPEZ, David	63	2. 27 LOPEZ, David	56	2. 27 LOPEZ, David	28
Doubles allowed		Triples allowed		Home runs allowed	
1. 13 RUSSELL, Brett	14	1. 27 LOPEZ, David	1	1. 13 RUSSELL, Brett	8
2. 27 LOPEZ, David	23	2. 13 RUSSELL, Brett	2	27 LOPEZ, David	8

2024 FIELDING LEADERS

Fielding pct

1. 26 MANSY, Luke	1.000
47 OTT, Ethan	1.000
48 NEIL, Andrew	1.000
43 TRUJILLO, Gene	1.000
5. 18 HOLLAND, Jake	.993

Chances

1. 30 SPENRATH, Reed	462
2. 18 HOLLAND, Jake	302
3. 3 DIXON, Devon	192
4. 8 KINKADE, Konner	176
5. 2 WEISSENBORN, Chase	109

Putouts

1. 30 SPENRATH, Reed	435
2. 18 HOLLAND, Jake	270
3. 15 WALKER, Khalil	99
4. 24 SMITH, Kyle	94
5. 12 ASBY, Will	91

Assists

1. 3 DIXON, Devon	125
2. 8 KINKADE, Konner	104
3. 2 WEISSENBORN, Chase	77
4. 14 CARRIS, Akili	43
5. 9 MCALISTER, Josh	37

Errors

1. 9 MCALISTER, Josh	10
2. 3 DIXON, Devon	9
3. 4 WOOD, Tye	5
8 KINKADE, Konner	5
30 SPENRATH, Reed	5

Fielding double plays

1. 30 SPENRATH, Reed	48
2. 3 DIXON, Devon	30
3. 8 KINKADE, Konner	26
4. 2 WEISSENBORN, Chase	25
5. 9 MCALISTER, Josh	5

Stolen bases against

1. 18 HOLLAND, Jake	38
2. 24 SMITH, Kyle	22
3. 13 RUSSELL, Brett	11
4. 31 PENGELLY, Dayne	8
5. 27 LOPEZ, David	7

Caught stealing by

1. 18 HOLLAND, Jake	6
2. 33 PURSER, Daxton	4
3. 5 tied at.....	1

Steal attempts against

1. 18 HOLLAND, Jake	44
2. 24 SMITH, Kyle	22
3. 13 RUSSELL, Brett	11
4. 31 PENGELLY, Dayne	9
33 PURSER, Daxton	9

Passed balls

1. 18 HOLLAND, Jake	3
2. 24 SMITH, Kyle	1

Catchers interference

2024 STARTERS SUMMARY

Player	GS	Position											Batting Order									
		p	c	1b	2b	3b	ss	lf	cf	rf	of	dh	1st	2nd	3rd	4th	5th	6th	7th	8th	9th	
30 SPENRATH, Reed	51	.	.	51	42	6	2	1	.	.
12 ASBY, Will	50	46	.	4	39	8	2	.	1	.
4 WOOD, Tye	47	40	.	6	.	1	2	.	9	30	6	.	
15 WALKER, Khalil	41	10	31	16	2	23
18 HOLLAND, Jake	41	.	39	2	37	.	2	.	.
3 DIXON, Devon	38	.	.	.	10	2	26	4	12	21	1
8 KINKADE, Konner	37	.	.	.	35	.	2	28	3	.	.	.	3	1
14 CARRIS, Akili	29	29	15	10	4
2 WEISSENBORN, Cha	26	26	1	.	.	.	1	17
24 SMITH, Kyle	26	.	13	13	.	.	.	2	1	4	2	15	1	.
9 MCALISTER, Josh	24	.	.	.	4	20	3	7	13	.
47 OTT, Ethan	22	.	.	1	21
11 STEPHENS, Sean	21	21	6	1	14
27 LOPEZ, David	11	11
31 PENGELLY, Dayne	10	10
43 TRUJILLO, Gene	8	8	1	.	2	5	.	.
13 RUSSELL, Brett	7	7
26 MANSY, Luke	7	.	.	.	3	1	3	5	.	1	.	1	.
33 PURSER, Daxton	7	7
40 BANNISTER, Wil	5	5
34 BARNHOUSE, Josh	4	4
22 BAKER-LIVINGSTON	2	2
23 JACKSON, Jaren	2	2
39 CASTILLO, Ryan	2	2
48 NEIL, Andrew	1	1
29 HARDY, Wyatt	1	1

MONTH OF FEBRUARY

Record: 5-3 Home: 3-1 Away: 0-0 Neutral: 2-2 MW: 0-0

Date	Opponent	Score	Player	avg	gp-gs	ab	r	h	2b	3b	hr	rbi	bb	hbp	so	sb-att
2/16	vs #7 Oregon State	L 6-15	8 KINKADE, Konne	.400	8-5	20	6	8	1	0	0	7	5	0	4	0-0
2/17	vs CSU Bakersfield	w 4-3	11 STEPHENS, Sean	.375	7-7	24	3	9	1	2	0	4	6	0	1	2-3
2/18	vs Minnesota	L 2-11	4 WOOD, Tye	.375	7-6	16	7	6	1	0	0	2	7	3	4	2-2
2/19	vs CSU Bakersfield	w 6-2	12 ASBY, Will	.348	8-6	23	4	8	1	0	3	9	6	0	2	0-0
2/22	SOUTH DAKOTA STATE	L 5-11	47 OTT, Ethan	.316	5-5	19	1	6	1	0	0	5	4	0	8	0-0
2/23	SOUTH DAKOTA STATE	w 12-11	18 HOLLAND, Jake	.278	5-5	18	3	5	3	0	1	3	1	1	3	0-0
2/24	SOUTH DAKOTA STATE	w 9-8	15 WALKER, Khalil	.263	7-5	19	6	5	1	0	0	2	8	0	5	0-1
2/24	SOUTH DAKOTA STATE	w 13-2	9 MCALISTER, Josh	.258	8-8	31	6	8	0	0	1	3	3	1	6	3-3
			30 SPENRATH, Ree	.222	8-7	27	4	6	2	1	0	5	7	0	8	0-0
			3 DIXON, Devon	.192	7-7	26	5	5	1	0	0	2	0	1	9	0-0

			26 MANSY, Luke	.333	6-3	15	4	5	1	0	0	2	3	0	2	0-0
			24 SMITH, Kyle	.333	5-4	15	5	5	2	0	0	2	3	2	4	0-1
			43 TRUJILLO, Gene	.333	3-0	3	1	1	0	0	1	2	0	0	2	0-0
			2 WEISSENBORN,	.167	4-4	12	0	2	2	0	0	3	0	0	5	0-0
			48 NEIL, Andrew	.000	2-0	0	2	0	0	0	0	0	0	0	0	0-0
			10 MUNGUIA, Austi	.000	1-0	0	0	0	0	0	0	0	0	0	0	0-0
Totals				.295	8	268	57	79	17	3	6	51	53	8	63	7-10
Opponents				.333	8	285	63	95	24	4	16	57	25	10	70	8-9

* = Conference game

LOB - Team (81), Opp (59). DPs turned - Team (12), Opp (7). IBB - Team (1), MCALISTER, J 1. Picked off - STEPHENS, S. 1.

Player	era	w-l	app	gs	cg	sh	sv	ip	h	r	er	bb	so			
27 LOPEZ, David	7.45	1-0	2	2	0	0	0	9.2	15	9	8	4	7			

19 STILL, Justin	0.00	1-0	2	0	0	0	0	4.0	1	0	0	2	3			
17 MOGEN, Cristian	0.00	1-0	1	0	0	0	0	2.0	2	0	0	0	0			
35 STEINKAMP, Art	2.08	0-0	2	0	0	0	0	4.1	5	2	1	1	2			
22 BAKER-LIVINGS	3.00	0-0	2	2	0	0	0	6.0	6	2	2	1	8			
33 PURSER, Daxton	3.38	0-0	2	0	0	0	0	5.1	3	2	2	3	5			
40 BANNISTER, Wil	3.52	1-0	2	1	0	0	0	7.2	10	3	3	2	5			
29 HARDY, Wyatt	3.60	0-0	2	0	0	0	1	5.0	5	2	2	0	7			
13 RUSSELL, Brett	3.60	0-0	1	0	0	0	0	5.0	2	4	2	0	8			
6 MCBROOM, Brian	5.40	1-0	2	0	0	0	1	3.1	4	2	2	0	5			
38 LEHMBECK, Blak	9.00	0-0	1	0	0	0	0	1.0	3	1	1	0	2			
34 BARNHOUSE, Jo	13.50	0-0	2	0	0	0	0	6.0	14	11	9	4	7			
23 JACKSON, Jaren	18.41	0-2	2	2	0	0	0	7.1	18	15	15	3	10			
31 PENGELLY, Dayn	54.00	0-1	1	1	0	0	0	1.0	5	6	6	3	1			
39 CASTILLO, Ryan	81.00	0-0	1	0	0	0	0	0.1	2	4	3	2	0			
Totals				7.41	5-3	8	8	0	0	2	68.0	95	63	56	25	70
Opponents				6.34	3-5	8	8	0	0	1	65.1	79	57	46	53	63

PB - Team (2), HOLLAND, J. 2, Opp (2). Pickoffs - Team (0), Opp (1). SBA/ATT - SMITH, K. (6-6), LOPEZ, D. (4-4), HOLLAND, J. (2-3), JACKSON, J. (1-2), STEINKAMP, A (2-2), BARNHOUSE, J (1-1).

Score by innings	1	2	3	4	5	6	7	8	9	Total
New Mexico	3	5	5	11	5	3	12	7	6	57
Opponents	7	11	5	10	16	4	5	1	4	63

Win-loss breakouts: Day 4-2; Night 1-1; vs Left 1-0; vs Right 4-3;
 1-run games 3-0; 2-run games 0-0; 5+run games 1-3; Extra inns 0-0; Shutouts 0-0.
 Current streak: Won 3; Longest winning streak: 3; Longest losing streak: 1.
 Attendance: Home 1412 (avg 470); Away 4263 (avg 1065); Total 5675 (avg 810).

MONTH OF MARCH

Record: 11-8 Home: 8-4 Away: 3-4 MW: 7-5

Date	Opponent	Score	Player	avg	gp-gs	ab	r	h	2b	3b	hr	rbi	bb	hbp	so	sb-att
3/1	HOFSTRA	L 9-10	18 HOLLAND, Jake	.418	15-14	55	18	23	8	0	9	30	5	1	13	0-0
3/2	HOFSTRA	L 15-16	30 SPENRATH, Ree	.360	19-19	75	20	27	6	2	5	17	17	1	20	4-4
3/2	HOFSTRA	w 11-7	15 WALKER, Khalil	.356	17-14	59	17	21	2	0	0	8	8	0	9	1-2
3/3	HOFSTRA	w 9-6	24 SMITH, Kyle	.333	11-8	39	11	13	5	0	2	14	5	2	7	1-1
3/5	#17 TEXAS TECH	L 8-11	12 ASBY, Will	.313	19-19	80	27	25	9	1	4	22	10	5	9	1-1
*3/9	UNLV	w 7-6	14 CARRIS, Akili	.311	13-12	45	11	14	5	0	0	14	4	0	11	0-0
*3/9	UNLV	w 31-15	11 STEPHENS, Sean	.304	16-11	46	8	14	0	0	0	7	6	4	11	6-9
*3/10	UNLV	w 6-5	4 WOOD, Tye	.294	17-16	51	17	15	3	0	2	12	16	6	13	7-9
3/12	at Arizona State	w 6-4	3 DIXON, Devon	.262	19-19	65	14	17	4	0	2	14	16	1	13	1-1
*3/15	at Nevada	L 2-13	-----													
*3/16	at Nevada	L 3-4	43 TRUJILLO, Gene	.556	5-3	9	6	5	1	0	1	3	3	1	1	0-0
*3/17	at Nevada	w 10-8	10 MUNGUIA, Austi	.500	2-0	2	0	1	0	0	0	0	0	0	0	0-0
3/19	NEW MEXICO STATE	w 14-4	9 MCALISTER, Josh	.400	7-6	20	7	8	3	1	1	7	5	0	5	0-0
*3/22	SAN JOSE STATE	L 13-16	47 OTT, Ethan	.333	9-8	27	9	9	3	0	2	8	6	3	10	0-0
*3/23	SAN JOSE STATE	w 7-5	2 WEISSENBORN,	.323	9-9	31	2	10	1	0	0	4	4	0	7	0-0
*3/23	SAN JOSE STATE	w 17-4	8 KINKADE, Konne	.265	13-9	34	8	9	1	0	0	8	4	5	9	0-0
*3/28	at San Diego State	w 5-2	26 MANSY, Luke	.067	7-4	15	4	1	0	0	0	1	9	0	3	0-0
*3/29	at San Diego State	L 6-8	Totals	.325	19	653	179	212	51	4	28	169	118	29	141	21-27
*3/29	at San Diego State	L 0-13	Opponents	.334	19	680	157	227	56	5	18	145	90	30	136	22-28

* = Conference game

LOB - Team (167), Opp (181). DPs turned - Team (18), Opp (14). IBB - Team (1), SPENRATH, R. 1. Picked off - WALKER, K. 2, WEISSENBORN 1, WOOD, T. 1, STEPHENS, S. 1.

Player	era	w-l	app	gs	cg	sh	sv	ip	h	r	er	bb	so
33 PURSER, Daxton	5.32	0-1	6	5	0	0	0	22.0	21	16	13	17	18
27 LOPEZ, David	7.23	1-1	5	4	0	0	0	23.2	32	22	19	8	15

31 PENGELLY, Dayn	3.71	3-0	4	2	0	0	0	17.0	21	7	7	10	21
19 STILL, Justin	4.70	0-0	7	0	0	0	1	7.2	10	6	4	9	7
23 JACKSON, Jaren	5.87	2-2	5	0	0	0	1	15.1	22	11	10	7	15
39 CASTILLO, Ryan	6.43	1-1	4	1	0	0	0	14.0	19	11	10	1	17
34 BARNHOUSE, Jo	7.50	1-1	7	0	0	0	1	12.0	13	10	10	6	14
40 BANNISTER, Wil	9.53	0-0	5	4	0	0	0	17.0	32	19	18	9	9
35 STEINKAMP, Art	10.38	1-1	7	0	0	0	0	13.0	20	16	15	6	7
13 RUSSELL, Brett	14.40	2-0	4	1	0	0	0	10.0	16	16	16	6	6
6 MCBROOM, Brian	14.40	0-0	6	0	0	0	2	5.0	10	8	8	3	3
48 NEIL, Andrew	27.00	0-0	2	1	0	0	0	1.1	1	4	4	5	2
29 HARDY, Wyatt	49.50	0-1	3	1	0	0	0	2.0	10	11	11	3	2
Totals	8.16	11-8	19	19	0	0	5	160.0	227	157	145	90	136
Opponents	8.96	8-11	19	19	1	1	3	156.2	212	179	156	118	141

PB - Team (0), Opp (1). Pickoffs - Team (3), PURSER, D. 1, RUSSELL, B. 1, BARNHOUSE, J 1, Opp (5). SBA/ATT - HOLLAND, J. (14-18), SMITH, K. (8-8), PURSER, D. (1-5), RUSSELL, B. (4-4), CASTILLO, R. (2-3), PENGELLY, D. (3-3), LOPEZ, D. (3-3), BARNHOUSE, J (1-2), STEINKAMP, A (2-2), BANNISTER, W (2-2), STILL, J. (1-1), JACKSON, J. (1-1), HARDY, W. (1-1), NEIL, A. (1-1).

Score by innings	1	2	3	4	5	6	7	8	9	EX	Total
New Mexico	17	30	28	18	22	30	15	14	4	1	179
Opponents	32	15	13	25	10	15	16	20	9	2	157

Win-loss breakouts: Day 9-5; Night 2-3; vs Left 2-2; vs Right 9-6; 1-run games 2-3; 2-run games 3-1; 5+run games 3-2; Extra inns 0-1; Shutouts 0-1. Current streak: Lost 2; Longest winning streak: 4; Longest losing streak: 2. Attendance: Home 5395 (avg 490); Away 7099 (avg 1014); Total 12494 (avg 694).

MONTH OF APRIL

Record: 7-9 Home: 5-4 Away: 2-5 MW: 5-4

Date	Opponent	Score	Player	avg	gp-gs	ab	r	h	2b	3b	hr	rbi	bb	hbp	so	sb-att
4/2	at Arizona	L 1-9	15 WALKER, Khalil	.578	15-13	45	14	26	6	0	2	5	10	2	4	1-2
4/5	SAM HOUSTON	L 14-23	30 SPENRATH, Ree	.371	16-16	62	19	23	8	1	4	13	9	1	20	0-0
4/7	SAM HOUSTON	L 3-14	12 ASBY, Will	.369	16-16	65	15	24	4	1	3	16	9	1	8	0-1
4/9	at New Mexico State	L 2-10	18 HOLLAND, Jake	.352	13-13	54	15	19	3	1	3	15	5	1	10	0-0
*4/12	FRESNO STATE	L 5-10	8 KINKADE, Konne	.328	15-14	61	11	20	4	0	0	11	4	2	3	1-1
*4/13	FRESNO STATE	L 19-23	4 WOOD, Tye	.322	16-16	59	9	19	3	2	0	14	7	3	13	4-5
*4/14	FRESNO STATE	w 6-2	14 CARRIS, Akili	.303	11-9	33	7	10	0	0	0	4	2	0	7	0-0
4/16	CSU-PUEBLO	w 3-1	24 SMITH, Kyle	.263	13-11	38	11	10	1	0	1	7	7	4	4	0-0
*4/19	at Air Force	L 3-12	9 MCALISTER, Josh	.220	11-9	41	5	9	0	0	3	7	4	0	17	0-0
*4/21	at Air Force	w 6-5	3 DIXON, Devon	.209	16-12	43	10	9	2	1	1	7	7	0	10	0-0
*4/21	at Air Force	L 7-18	-----													
4/23	at Texas Tech	w 17-3	2 WEISSENBORN,	.417	4-4	12	3	5	0	0	1	8	2	2	4	0-0
*4/26	SAN DIEGO STATE	w 8-4	47 OTT, Ethan	.308	8-3	13	2	4	0	0	0	2	1	1	2	0-0
*4/27	SAN DIEGO STATE	w 19-5	43 TRUJILLO, Gene	.296	12-5	27	6	8	2	0	2	8	4	0	10	0-0
*4/28	SAN DIEGO STATE	w 9-7	11 STEPHENS, Sean	.167	10-3	12	3	2	1	0	0	2	1	1	3	0-1
4/30	at New Mexico State	L 8-10	10 MUNGUJA, Austi	.000	3-0	2	0	0	0	0	0	0	0	0	2	0-0
			26 MANSY, Luke	.000	1-0	1	0	0	0	0	0	0	0	0	0	0-0
			48 NEIL, Andrew	.000	1-0	0	0	0	0	0	0	0	0	0	0	0-0
Totals				.331	16	568	130	188	34	6	20	119	72	18	117	6-10
Opponents				.316	16	586	156	185	38	12	25	140	86	18	115	28-30

* = Conference game

LOB - Team (136), Opp (129). DPs turned - Team (8), Opp (13). IBB - Team (1), MCALISTER, J 1.

Player	era	w-l	app	gs	cg	sh	sv	ip	h	r	er	bb	so			
40 BANNISTER, Wil	1.96	1-0	11	0	0	0	3	18.1	6	5	4	8	12			
13 RUSSELL, Brett	3.52	2-0	7	3	0	0	0	23.0	20	9	9	4	18			
27 LOPEZ, David	10.70	1-1	4	2	0	0	0	17.2	27	22	21	9	12			

6 MCBROOM, Brian	7.36	0-0	9	0	0	0	0	7.1	6	6	6	5	3			
34 BARNHOUSE, Jo	7.63	1-1	7	4	0	0	0	15.1	21	13	13	6	12			
35 STEINKAMP, Art	9.69	1-0	9	0	0	0	0	13.0	22	16	14	7	8			
31 PENGELLY, Dayn	10.43	0-3	4	4	0	0	0	14.2	28	26	17	11	16			
23 JACKSON, Jaren	11.08	1-1	11	0	0	0	0	13.0	22	18	16	12	14			
33 PURSER, Daxton	13.50	0-1	2	2	0	0	0	4.2	8	7	7	6	10			
48 NEIL, Andrew	13.50	0-0	3	0	0	0	0	2.2	2	7	4	8	3			
38 LEHMBECK, Blak	18.00	0-0	1	0	0	0	0	1.0	3	2	2	1	0			
39 CASTILLO, Ryan	27.00	0-2	3	1	0	0	0	3.2	10	11	11	2	3			
29 HARDY, Wyatt	31.50	0-0	3	0	0	0	0	2.0	6	7	7	1	3			
19 STILL, Justin	33.75	0-0	4	0	0	0	0	1.1	4	5	5	4	1			
41 ROMERO, Blane	54.00	0-0	1	0	0	0	0	0.1	0	2	2	2	0			
Totals				8.93	7-9	16	16	0	0	3	138.0	185	156	137	86	115
Opponents				8.06	9-7	16	16	0	0	2	137.1	188	130	123	72	117

PB - Team (2), SMITH, K. 1, HOLLAND, J. 1. Pickoffs - Team (1), BANNISTER, W 1. SBA/ATT - HOLLAND, J. (20-21), SMITH, K. (8-8), PENGELLY, D. (5-6), RUSSELL, B. (6-6), BARNHOUSE, J (4-4), PURSER, D. (4-4), JACKSON, J. (4-4), BANNISTER, W (1-2), STEINKAMP, A (1-1), CASTILLO, R. (1-1), MCBROOM, B. (1-1), NEIL, A. (1-1).

Score by innings	1	2	3	4	5	6	7	8	9	Total
New Mexico	8	7	23	17	11	10	22	10	22	130
Opponents	10	30	15	13	21	14	19	11	23	156

Win-loss breakouts: Day 6-4; Night 1-5; vs Left 0-4; vs Right 7-5;
 1-run games 1-0; 2-run games 2-1; 5+run games 2-7; Extra inns 0-0; Shutouts 0-0.
 Current streak: Lost 1; Longest winning streak: 4; Longest losing streak: 6.
 Attendance: Home 4645 (avg 516): Away 8479 (avg 1211): Total 13124 (avg 820).

MONTH OF MAY

Record: 5-4 Home: 2-1 Away: 3-3 MW: 5-4

Date	Opponent	Score	Player	avg	gp-gs	ab	r	h	2b	3b	hr	rbi	bb	hbp	so	sb-att
*5/3	at UNLV	w 15-8	18 HOLLAND, Jake	.441	9-9	34	10	15	1	1	3	11	8	2	3	0-0
*5/4	at UNLV	L 8-13	30 SPENRATH, Ree	.385	9-9	39	11	15	2	0	5	15	6	0	9	1-1
*5/5	at UNLV	w 14-2	2 WEISSENBORN,	.382	9-9	34	8	13	1	0	1	6	2	0	9	0-0
*5/10	NEVADA	w 16-0	47 OTT, Ethan	.375	7-6	24	6	9	3	0	2	8	1	0	4	0-0
*5/11	NEVADA	L 0-2	4 WOOD, Tye	.370	9-9	27	11	10	0	2	1	4	9	3	6	7-7
*5/12	NEVADA	w 11-5	12 ASBY, Will	.342	9-9	38	13	13	3	0	2	12	5	0	8	0-0
*5/16	at San Jose State	L 7-8	14 CARRIS, Akili	.281	9-8	32	3	9	4	0	0	9	0	0	4	1-1
*5/17	at San Jose State	L 1-5	15 WALKER, Khalil	.258	9-9	31	5	8	2	0	1	4	4	0	5	0-0
*5/18	at San Jose State	w 10-9	8 KINKADE, Konne	.250	9-9	36	6	9	2	0	0	2	2	1	8	0-0

			9 MCALISTER, Josh	.400	3-1	5	1	2	0	0	0	1	0	0	1	0-0
			11 STEPHENS, Sean	.286	5-0	7	4	2	0	0	0	1	0	0	2	1-1
			24 SMITH, Kyle	.250	6-3	16	1	4	0	0	0	1	1	0	5	1-1
			43 TRUJILLO, Gene	.000	4-0	5	0	0	0	0	0	0	0	0	2	0-0
			3 DIXON, Devon	.000	7-0	2	3	0	0	0	0	2	4	0	1	0-0
			48 NEIL, Andrew	.000	1-0	0	0	0	0	0	0	0	0	0	0	0-0
Totals				.330	9	330	82	109	18	3	15	76	42	6	67	11-11
Opponents				.285	9	312	52	89	20	3	7	49	30	9	58	2-2

* = Conference game

LOB - Team (66), Opp (70). DPs turned - Team (12), Opp (12). Picked off - KINKADE, K. 2.

Player	era	w-l	app	gs	cg	sh	sv	ip	h	r	er	bb	so			
35 STEINKAMP, Art	3.09	2-0	5	0	0	0	0	11.2	9	4	4	1	7			
31 PENGELLY, Dayn	4.11	1-0	3	3	0	0	0	15.1	17	8	7	10	17			
13 RUSSELL, Brett	4.41	0-3	3	3	0	0	0	16.1	18	13	8	5	8			
27 LOPEZ, David	5.02	1-0	3	3	0	0	0	14.1	18	10	8	7	11			

33 PURSER, Daxton	0.00	1-0	1	0	0	0	0	2.0	1	0	0	0	3			
19 STILL, Justin	0.00	0-0	1	0	0	0	0	0.1	0	0	0	0	0			
23 JACKSON, Jaren	5.87	0-0	5	0	0	0	0	7.2	9	5	5	2	7			
40 BANNISTER, Wil	9.00	0-0	3	0	0	0	0	6.0	8	6	6	3	2			
39 CASTILLO, Ryan	11.57	0-0	2	0	0	0	0	2.1	6	3	3	1	2			
34 BARNHOUSE, Jo	13.50	0-1	2	0	0	0	0	2.0	3	3	3	1	1			
Totals				5.08	5-4	9	9	0	1	0	78.0	89	52	44	30	58
Opponents				8.77	4-5	9	9	1	1	2	79.0	109	82	77	42	67

Pickoffs - Team (0), Opp (1). SBA/ATT - HOLLAND, J. (2-2), STEINKAMP, A (1-1), RUSSELL, B. (1-1).

Score by innings	1	2	3	4	5	6	7	8	9	EX	Total
New Mexico	1	4	6	7	3	22	22	7	9	1	82
Opponents	3	5	4	5	16	3	5	6	5	0	52

Win-loss breakouts: Day 3-1; Night 2-3; vs Left 1-1; vs Right 4-3;
 1-run games 1-1; 2-run games 0-1; 5+run games 4-1; Extra inns 1-0; Shutouts 1-1.
 Current streak: Won 1; Longest winning streak: 2; Longest losing streak: 2.
 Attendance: Home 1829 (avg 609); Away 2905 (avg 484); Total 4734 (avg 526).

2024 TEAM SINGLE-GAME HIGHS

Batting

At bats:	50	-	vs UNLV (Mar 09, 2024)
Runs scored:	31	-	vs UNLV (Mar 09, 2024)
Hits:	29	-	vs UNLV (Mar 09, 2024)
RBI:	28	-	vs UNLV (Mar 09, 2024)
Doubles:	6	-	vs Hofstra (Mar 01, 2024)
	6	-	vs UNLV (Mar 09, 2024)
	6	-	vs Sam Houston (Apr 05, 2024)
Triples:	2	-	at Nevada (Mar 16, 2024)
Home runs:	4	-	vs Hofstra (Mar 02, 2024)
	4	-	vs San Jose State (Mar 23, 2024)
	4	-	at Texas Tech (Apr 23, 2024)
Total bases:	39	-	vs UNLV (Mar 09, 2024)
Walks:	17	-	vs Hofstra (Mar 02, 2024)
Strikeouts:	14	-	at Arizona State (Mar 12, 2024)
	14	-	at UNLV (May 03, 2024)
Sac hits:	2	-	at Nevada (Mar 16, 2024)
	2	-	vs Fresno State (Apr 14, 2024)
	2	-	at Air Force (Apr 21, 2024)
Sac flies:	3	-	vs UNLV (Mar 09, 2024)
Stolen bases:	4	-	vs Texas Tech (Mar 05, 2024)
Hit by pitch:	4	-	vs South Dakota State (Feb 24, 2024)
	4	-	vs Hofstra (Mar 02, 2024)
	4	-	vs UNLV (Mar 09, 2024)
Caught stealing:	1	-	(13 times)
Runners LOB:	16	-	vs South Dakota State (Feb 23, 2024)
	16	-	vs UNLV (Mar 09, 2024)
Hit into DP:	3	-	vs South Dakota State (Feb 24, 2024)
	3	-	at San Jose State (May 18, 2024)

Fielding

Putouts:	33	-	at San Jose State (May 18, 2024)
Assists:	18	-	vs Nevada (May 11, 2024)
Errors:	4	-	vs Sam Houston (Apr 07, 2024)
Passed balls:	1	-	(4 times)
DPs turned:	4	-	vs South Dakota State (Feb 24, 2024)
	4	-	vs San Jose State (Mar 22, 2024)

Pitching

Innings pitched:	11.0	-	at San Jose State (May 18, 2024)
Runs allowed:	23	-	vs Sam Houston (Apr 05, 2024)
	23	-	vs Fresno State (Apr 13, 2024)
Earned runs:	23	-	vs Fresno State (Apr 13, 2024)
Walks allowed:	10	-	vs Sam Houston (Apr 05, 2024)
	10	-	vs Sam Houston (Apr 07, 2024)
	10	-	at Air Force (Apr 19, 2024)
Strikeouts:	14	-	vs South Dakota State (Feb 22, 2024)
	14	-	vs Nevada (May 10, 2024)
Hits allowed:	26	-	vs Fresno State (Apr 13, 2024)
Doubles allowed:	6	-	(4 times)
Triples allowed:	3	-	vs Sam Houston (Apr 07, 2024)
Homers allowed:	7	-	vs Oregon State (Feb 16, 2024 at Surprise, Ariz.)
Wild pitches:	4	-	vs UNLV (Mar 09, 2024)
Hit batters:	4	-	vs Minnesota (Feb 18, 2024 at Surprise, Ariz.)
	4	-	vs Texas Tech (Mar 05, 2024)
	4	-	vs San Jose State (Mar 22, 2024)

2024 INDIVIDUAL SINGLE-GAME HIGHS

Batting

At bats:	7	-	MCALISTER, Josh vs Hofstra (Mar 02, 2024)
	7	-	SMITH, Kyle vs UNLV (Mar 09, 2024)
Runs scored:	5	-	WALKER, Khalil vs UNLV (Mar 09, 2024)
Hits:	5	-	WALKER, Khalil vs UNLV (Mar 09, 2024)
	5	-	SMITH, Kyle vs UNLV (Mar 09, 2024)
	5	-	HOLLAND, Jake vs Fresno State (Apr 13, 2024)
RBI:	9	-	ASBY, Will vs UNLV (Mar 09, 2024)
	9	-	SPENRATH, Reed vs Nevada (May 10, 2024)
Doubles:	3	-	SPENRATH, Reed vs Hofstra (Mar 01, 2024)
	3	-	ASBY, Will vs UNLV (Mar 09, 2024)
	3	-	HOLLAND, Jake at Nevada (Mar 17, 2024)
Triples:	2	-	SPENRATH, Reed at Nevada (Mar 16, 2024)
Home runs:	3	-	SPENRATH, Reed vs Nevada (May 10, 2024)
Total bases:	12	-	SPENRATH, Reed vs Nevada (May 10, 2024)
Walks:	4	-	SPENRATH, Reed vs Hofstra (Mar 02, 2024)
Strikeouts:	3	-	(21 times)
Sac hits:	2	-	WALKER, Khalil at Nevada (Mar 16, 2024)
Sac flies:	1	-	(28 times)
Stolen bases:	3	-	STEPHENS, Sean vs Hofstra (Mar 01, 2024)
	3	-	WOOD, Tye vs Nevada (May 10, 2024)
Hit by pitch:	2	-	KINKADE, Konner vs UNLV (Mar 09, 2024)
	2	-	STEPHENS, Sean vs San Jose State (Mar 23, 2024)
	2	-	SMITH, Kyle vs Fresno State (Apr 13, 2024)
Caught stealing:	1	-	(13 times)
Runners LOB:	7	-	SMITH, Kyle vs CSU Bakersfield (Feb 19, 2024 at Surprise, Ariz.)

Fielding

Putouts:	18	-	SPENRATH, Reed vs Nevada (May 11, 2024)
Assists:	9	-	DIXON, Devon vs Fresno State (Apr 12, 2024)
Errors:	2	-	MCALISTER, Josh at San Diego State (03-29-24)
	2	-	DIXON, Devon at Air Force (Apr 19, 2024)
	2	-	MCALISTER, Josh at New Mexico State (Apr 30, 2024)
Passed balls:	1	-	(4 times)

Pitching

Innings pitched:	7.0	-	(5 times)
Runs allowed:	12	-	PENGELLY, Dayne vs Sam Houston (Apr 05, 2024)
Earned runs:	9	-	LOPEZ, David at Air Force (Apr 21, 2024)
Walks allowed:	5	-	PURSER, Daxton vs Sam Houston (Apr 07, 2024)
	5	-	PENGELLY, Dayne at Air Force (Apr 19, 2024)
Strikeouts:	12	-	PENGELLY, Dayne vs Nevada (May 10, 2024)
Hits allowed:	11	-	LOPEZ, David vs South Dakota State (Feb 23, 2024)
	11	-	PENGELLY, Dayne vs Sam Houston (Apr 05, 2024)
Doubles allowed:	4	-	LOPEZ, David vs South Dakota State (Feb 23, 2024)
	4	-	PENGELLY, Dayne vs Sam Houston (Apr 05, 2024)
Triples allowed:	2	-	BANNISTER, Wil vs South Dakota State (Feb 24, 2024)
Homers allowed:	4	-	JACKSON, Jaren vs Oregon State (Feb 16, 2024 at Surprise, Ariz.)
	4	-	JACKSON, Jaren vs South Dakota State (Feb 22, 2024)

2024 GAME BY GAME (BATTING)

Date	Opponent	ab	r	h	rbi	2b	3b	hr	tb	bb	ibb	sb	cs	hbp	sac	sf	gdp	k	po	a	e	lob	avg
Feb 16	vs Oregon State	38	6	10	5	2	0	1	15	6	0	0	1	1	0	0	0	10	24	10	1	12	.263
Feb 17	vs CSU Bakersfield	29	4	5	4	0	0	3	14	2	0	0	0	1	0	0	0	11	27	9	0	4	.224
Feb 18	vs Minnesota	32	2	4	1	2	0	0	6	6	0	0	0	1	0	0	0	13	24	9	0	10	.192
Feb 19	vs CSU Bakersfield	29	6	9	6	1	0	0	10	11	0	2	1	0	1	0	2	8	27	9	0	11	.219
Feb 22	SOUTH DAKOTA STAT	35	5	8	5	2	1	0	12	5	0	1	0	0	0	1	0	11	27	6	1	9	.221
Feb 23	SOUTH DAKOTA STAT	41	12	16	11	4	1	0	22	10	1	1	0	0	0	1	0	2	27	10	3	16	.255
Feb 24	SOUTH DAKOTA STAT	35	9	12	6	2	1	0	16	6	0	1	0	1	1	1	1	5	27	10	1	10	.268
Feb 24	SOUTH DAKOTA STAT	29	13	15	13	4	0	2	25	7	0	2	1	4	0	0	3	3	21	2	0	9	.295
Mar 01	HOFSTRA	40	9	14	9	6	0	1	23	6	0	3	0	1	0	1	0	9	27	10	2	12	.302
Mar 02	HOFSTRA	37	15	10	13	3	1	1	18	17	1	1	1	4	1	1	0	9	30	7	2	15	.299
Mar 02	HOFSTRA	31	11	14	11	2	0	4	28	3	0	0	1	0	0	0	0	10	21	10	3	5	.311
Mar 03	HOFSTRA	33	9	12	9	2	0	2	20	6	0	1	1	1	0	1	1	7	27	11	1	8	.315
Mar 05	TEXAS TECH	40	8	12	8	4	0	0	16	6	0	4	0	1	0	0	0	8	27	10	2	12	.314
*Mar 09	UNLV	38	7	14	7	6	0	1	23	3	0	1	0	2	0	0	0	7	27	14	0	12	.318
*Mar 09	UNLV	50	31	29	28	4	0	2	39	13	0	1	0	4	1	3	0	4	27	10	1	16	.343
*Mar 10	UNLV	29	6	8	6	2	0	1	13	3	0	0	0	0	0	1	1	3	27	11	0	3	.339
Mar 12	at Arizona State	34	6	7	6	1	0	2	14	4	0	3	1	1	0	0	1	14	27	12	3	6	.332
*Mar 15	at Nevada	34	2	9	1	1	0	0	10	3	0	2	0	2	0	0	0	7	24	8	1	10	.328
*Mar 16	at Nevada	34	3	10	3	1	2	0	15	3	0	0	0	1	2	0	1	6	24	7	1	10	.326
*Mar 17	at Nevada	32	10	8	10	5	0	2	19	5	0	0	1	2	1	0	1	6	27	6	0	3	.323
Mar 19	NEW MEXICO STATE	35	14	17	14	4	0	3	30	4	0	0	1	1	0	0	0	3	21	7	1	6	.331
*Mar 22	SAN JOSE STATE	39	13	11	10	4	0	1	18	10	0	1	0	0	0	0	2	10	27	14	0	9	.328
*Mar 23	SAN JOSE STATE	34	7	11	7	1	1	2	20	6	0	0	0	3	0	0	1	5	27	9	1	12	.328
*Mar 23	SAN JOSE STATE	29	17	13	16	1	0	4	26	8	0	1	0	1	1	2	1	7	21	11	2	6	.332
*03-28-24	at San Diego State	28	5	4	5	2	0	0	6	8	0	2	0	2	1	0	1	9	27	10	2	7	.326
*03-29-24	at San Diego State	35	6	9	6	2	0	2	17	4	0	0	0	2	0	0	1	9	24	8	3	8	.323
*03-29-24	at San Diego State	21	0	0	0	0	0	0	0	6	0	1	0	1	0	0	0	8	18	7	2	7	.316
Apr 02	at Arizona	32	1	6	1	1	1	0	9	1	0	0	0	0	0	0	1	8	24	7	1	5	.312
Apr 05	SAM HOUSTON	42	14	16	13	6	0	3	31	1	0	0	1	0	0	1	0	7	27	12	2	3	.315
Apr 07	SAM HOUSTON	34	3	8	3	1	0	0	9	2	0	0	1	2	0	0	0	11	27	10	4	8	.312
Apr 09	at New Mexico State	32	2	7	2	2	0	0	9	5	0	0	0	1	1	0	2	8	24	10	2	10	.309
*Apr 12	FRESNO STATE	36	5	10	5	2	1	0	14	5	0	0	0	2	0	0	0	13	27	16	2	11	.308
*Apr 13	FRESNO STATE	48	19	25	18	4	1	2	37	4	0	1	0	2	1	1	2	6	27	8	0	10	.317
*Apr 14	FRESNO STATE	32	6	8	4	0	0	2	14	4	0	1	0	1	2	0	0	4	27	13	0	9	.315
Apr 16	CSU-PUEBLO	28	3	8	2	3	0	0	11	1	0	0	0	3	1	1	2	8	27	12	1	7	.315
*Apr 19	at Air Force	32	3	8	3	0	0	1	11	0	0	0	0	0	1	1	0	1	24	3	2	4	.313
*Apr 21	at Air Force	36	6	12	6	1	1	1	18	1	0	0	1	1	2	0	0	6	27	12	1	7	.313
*Apr 21	at Air Force	28	7	10	7	3	0	1	16	6	0	0	1	1	0	1	0	4	19	7	1	8	.314
Apr 23	at Texas Tech	46	17	21	16	3	0	4	36	7	0	3	0	2	0	2	1	8	27	7	0	13	.319
*Apr 26	SAN DIEGO STATE	32	8	10	7	2	1	0	14	7	1	0	0	2	0	1	1	8	27	10	0	10	.319
*Apr 27	SAN DIEGO STATE	39	19	16	16	2	1	2	26	10	0	0	0	1	0	2	0	6	27	8	1	9	.322
*Apr 28	SAN DIEGO STATE	35	9	13	9	3	0	3	25	8	0	0	0	0	0	1	1	9	27	8	1	10	.323
Apr 30	at New Mexico State	36	8	10	7	1	0	1	14	10	0	1	0	0	1	0	0	10	26	12	2	12	.322
*May 03	at UNLV	46	15	19	14	3	1	3	33	4	0	2	0	0	0	1	0	14	27	12	1	9	.324
*May 04	at UNLV	35	8	10	6	1	1	2	19	8	0	1	0	1	0	2	0	8	24	5	1	11	.324
*May 05	at UNLV	34	14	14	14	0	1	3	25	5	0	1	0	0	0	1	0	3	21	8	2	5	.325
*May 10	NEVADA	39	16	17	16	5	0	3	31	4	0	3	0	1	1	0	1	8	27	10	0	5	.328
*May 11	NEVADA	32	0	7	0	1	0	0	8	2	0	0	0	0	0	0	2	5	27	18	0	7	.326
*May 12	NEVADA	33	11	11	9	1	0	1	15	4	0	1	0	3	0	0	2	5	27	11	1	5	.326
*May 16	at San Jose State	36	7	12	6	5	0	1	20	5	0	1	0	0	1	1	0	8	24	12	1	9	.326
*May 17	at San Jose State	31	1	5	1	2	0	1	10	2	0	1	0	0	0	0	1	7	24	10	1	5	.323
*May 18	at San Jose State	44	10	14	10	0	0	1	17	8	0	1	0	1	0	0	3	9	33	12	1	10	.323
Totals		1819	448	588	415	120	16	69	947	285	3	45	13	61	20	28	36	388	1332	500	61	450	.323

2024 GAME BY GAME (PITCHING)

Date	Opponent	ip	h	r	er	bb	so	2b	3b	hr	wp	bk	hbp	dp	ibb	score	w-l	sv	era
Feb 16	vs Oregon State	8.0	17	15	15	7	9	4	0	7	1	0	0	2	0	6-15	0-1	0	16.88
Feb 17	vs CSU Bakersfield	9.0	7	3	3	2	4	1	0	0	2	0	0	1	0	4-3	1-1	1	9.53
Feb 18	vs Minnesota	8.0	10	11	10	8	8	3	1	0	3	0	4	2	0	2-11	1-2	1	10.08
Feb 19	vs CSU Bakersfield	9.0	8	2	2	1	9	1	0	1	2	0	1	1	0	6-2	2-2	2	7.94
Feb 22	SOUTH DAKOTA STAT	9.0	11	11	9	0	14	3	0	4	1	0	3	1	0	5-11	2-3	2	8.16
Feb 23	SOUTH DAKOTA STAT	9.0	19	11	9	2	9	6	1	2	0	0	0	1	0	12-11	3-3	2	8.31
Feb 24	SOUTH DAKOTA STAT	9.0	14	8	6	3	9	5	0	1	0	0	2	4	0	9-8	4-3	2	7.97
Feb 24	SOUTH DAKOTA STAT	7.0	9	2	2	2	8	1	2	1	0	0	0	0	0	13-2	5-3	2	7.41
Mar 01	HOFSTRA	9.0	13	10	8	5	8	3	0	0	0	0	2	0	0	9-10	5-4	2	7.48
Mar 02	HOFSTRA	10.0	22	16	15	9	7	6	0	2	0	0	1	1	0	15-16	5-5	2	8.17
Mar 02	HOFSTRA	7.0	10	7	7	6	7	3	0	1	0	0	0	1	0	11-7	6-5	3	8.23
Mar 03	HOFSTRA	9.0	11	6	6	5	6	2	1	0	3	1	1	0	0	9-6	7-5	4	8.04
Mar 05	TEXAS TECH	9.0	11	11	10	4	4	4	1	1	0	0	4	1	0	8-11	7-6	4	8.20
*Mar 09	UNLV	9.0	11	6	6	3	4	2	0	0	0	1	1	0	0	7-6	8-6	4	8.03
*Mar 09	UNLV	9.0	13	15	14	7	9	4	1	1	4	0	1	2	0	31-15	9-6	4	8.45
*Mar 10	UNLV	9.0	15	5	5	2	3	2	0	0	1	0	1	0	0	6-5	10-6	4	8.22
Mar 12	at Arizona State	9.0	5	4	3	8	8	0	0	0	3	0	1	2	0	6-4	11-6	5	7.91
*Mar 15	at Nevada	8.0	15	13	12	6	11	3	0	3	0	1	1	1	0	2-13	11-7	5	8.19
*Mar 16	at Nevada	8.0	9	4	4	5	7	2	0	2	0	0	1	0	0	3-4	11-8	5	8.01
*Mar 17	at Nevada	9.0	13	8	8	3	9	5	0	0	3	0	2	1	0	10-8	12-8	6	8.01
Mar 19	NEW MEXICO STATE	7.0	7	4	4	6	8	2	1	0	1	0	2	2	0	14-4	13-8	6	7.90
*Mar 22	SAN JOSE STATE	9.0	22	16	16	4	7	4	1	4	0	0	4	4	0	13-16	13-9	6	8.29
*Mar 23	SAN JOSE STATE	9.0	10	5	5	5	8	3	0	1	0	2	2	0	0	7-5	14-9	6	8.14
*Mar 23	SAN JOSE STATE	7.0	5	4	3	3	8	2	0	0	1	0	1	1	0	17-4	15-9	6	7.99
*03-28-24	at San Diego State	9.0	7	2	2	2	10	1	0	0	2	1	2	1	0	5-2	16-9	7	7.74
*03-29-24	at San Diego State	8.0	12	8	5	3	10	3	0	2	1	0	2	0	0	6-8	16-10	7	7.66
*03-29-24	at San Diego State	6.0	16	13	12	4	2	5	0	1	1	0	1	1	0	0-13	16-11	7	7.93
Apr 02	at Arizona	8.0	12	9	8	4	6	2	2	2	2	0	0	0	0	1-9	16-12	7	7.97
Apr 05	SAM HOUSTON	9.0	22	23	15	10	10	6	2	3	2	0	1	0	0	14-23	16-13	7	8.23
Apr 07	SAM HOUSTON	9.0	16	14	14	10	12	2	3	1	3	0	1	0	0	3-14	16-14	7	8.43
Apr 09	at New Mexico State	8.0	10	10	9	6	8	1	0	1	1	0	2	1	0	2-10	16-15	7	8.48
*Apr 12	FRESNO STATE	9.0	15	10	9	2	3	3	1	2	2	0	1	2	0	5-10	16-16	7	8.50
*Apr 13	FRESNO STATE	9.0	26	23	23	6	6	6	1	3	0	0	2	0	0	19-23	16-17	7	8.97
*Apr 14	FRESNO STATE	9.0	4	2	2	3	4	1	0	1	0	0	1	0	0	6-2	17-17	8	8.75
Apr 16	CSU-PUEBLO	9.0	3	1	0	3	7	0	0	0	0	0	1	0	0	3-1	18-17	9	8.49
*Apr 19	at Air Force	8.0	9	12	10	10	10	4	0	0	2	0	0	0	0	3-12	18-18	9	8.56
*Apr 21	at Air Force	9.0	6	5	5	3	4	0	0	3	1	0	3	1	0	6-5	19-18	10	8.46
*Apr 21	at Air Force	6.1	18	18	17	3	7	4	1	4	1	0	1	0	0	7-18	19-19	10	8.77
Apr 23	at Texas Tech	9.0	10	3	3	5	7	3	0	2	0	0	0	1	0	17-3	20-19	10	8.61
*Apr 26	SAN DIEGO STATE	9.0	8	4	4	4	10	2	0	2	1	0	0	0	0	8-4	21-19	10	8.49
*Apr 27	SAN DIEGO STATE	9.0	5	5	2	5	9	0	1	0	0	0	1	1	0	19-5	22-19	10	8.32
*Apr 28	SAN DIEGO STATE	9.0	12	7	7	4	8	2	1	0	2	0	1	0	0	9-7	23-19	10	8.29
Apr 30	at New Mexico State	8.2	9	10	9	8	4	2	0	1	1	0	3	2	0	8-10	23-20	10	8.31
*May 03	at UNLV	9.0	14	8	8	3	4	3	1	1	1	0	1	1	0	15-8	24-20	10	8.30
*May 04	at UNLV	8.0	15	13	9	4	6	4	0	2	1	0	1	0	0	8-13	24-21	10	8.34
*May 05	at UNLV	7.0	6	2	2	2	8	2	0	0	0	0	0	2	0	14-2	25-21	10	8.24
*May 10	NEVADA	9.0	4	0	0	3	14	1	0	0	1	0	0	1	0	16-0	26-21	10	8.05
*May 11	NEVADA	9.0	7	2	2	1	4	0	1	0	2	0	0	2	0	0-2	26-22	10	7.92
*May 12	NEVADA	9.0	11	5	4	3	4	2	0	1	1	0	0	1	0	11-5	27-22	10	7.83
*May 16	at San Jose State	8.0	13	8	7	6	5	1	1	1	0	0	3	3	0	7-8	27-23	10	7.84
*May 17	at San Jose State	8.0	9	5	4	3	4	3	0	1	1	0	1	1	0	1-5	27-24	10	7.77
*May 18	at San Jose State	11.0	10	9	8	5	9	4	0	1	3	0	3	1	0	10-9	28-24	10	7.74
Totals		444.0	596	428	382	231	379	138	24	66	57	6	67	50	0	448-428	28-24	10	7.74

2024 PER-GAME STATISTICS

Record: 28-24 Home: 18-10 Away: 8-12 Neutral: 2-2 MW: 17-13

Player	g	ab	h/g	2b/g	3b/g	hr/g	bb/g	so/g	rbi/g	sb/g	r/g	*ab	*r	*h	*rbi	*bb	*k	*tb	*fly	*gnd
15 WALKER, Khalil	48	154	1.25	.23	.00	.06	.63	.48	.40	.04	.88	79	21	31	9	15	11	41	13	24
18 HOLLAND, Jake	42	161	1.48	.36	.05	.38	.45	.69	1.40	.00	1.10	83	23	32	30	9	15	67	21	17
30 SPENRATH, Reed	52	203	1.37	.35	.08	.27	.75	1.10	.96	.10	1.04	83	22	29	20	15	23	56	15	13
12 ASBY, Will	52	206	1.35	.33	.04	.23	.58	.52	1.13	.02	1.13	82	23	28	23	12	10	51	26	19
4 WOOD, Tye	49	153	1.02	.14	.08	.06	.80	.73	.65	.41	.90	72	20	23	15	18	17	35	17	15
8 KINKADE, Konner	45	151	1.02	.18	.00	.00	.33	.53	.62	.02	.69	82	16	25	15	8	13	29	28	20
14 CARRIS, Akili	33	110	1.00	.27	.00	.00	.18	.67	.82	.03	.64	91	17	27	22	5	18	35	29	18
24 SMITH, Kyle	35	108	.91	.23	.00	.09	.46	.57	.69	.06	.80	81	21	24	18	12	15	36	22	20
3 DIXON, Devon	49	136	.63	.14	.02	.06	.55	.67	.51	.02	.65	81	19	18	14	16	19	29	17	25

47 OTT, Ethan	29	83	.97	.24	.00	.14	.41	.83	.79	.00	.62	83	18	28	23	12	24	47	12	18
2 WEISSENBORN, Ch	26	89	1.15	.15	.00	.08	.31	.96	.81	.00	.50	89	13	30	21	8	25	40	17	17
43 TRUJILLO, Gene	24	44	.58	.13	.00	.17	.29	.63	.54	.00	.54	83	24	26	24	13	28	54	18	9
11 STEPHENS, Sean	38	89	.71	.05	.05	.00	.34	.45	.37	.24	.47	83	16	25	13	12	15	30	13	25
9 MCALISTER, Josh	29	97	.93	.10	.03	.17	.41	1.00	.62	.10	.66	85	16	23	15	10	25	41	17	18
10 MUNGUIA, Austin	6	4	.17	.00	.00	.00	.00	.33	.00	.00	.00	100	0	25	0	0	50	25	25	0
26 MANSY, Luke	14	31	.43	.07	.00	.00	.86	.36	.21	.00	.57	70	18	13	6	27	11	15	20	25
Totals	52	1819	11.31	2.31	.31	1.33	5.48	7.46	7.98	.87	8.62	82	20	26	18	12	17	42	19	19
Opponents	52	1863	11.46	2.65	.46	1.27	4.44	7.29	7.52	1.15	8.23	84	19	27	17	10	17	44	20	20

* = average based on 100 plate appearances

(All games Sorted by Earned run avg)

Player	app	ip	ip/app	w-l	+ip	+h	+r	+er	+bb	+so	+2b	+3b	+hr	+bf	+era	+fly	+gnd
13 RUSSELL, Brett	15	54.1	3.1	4-3	9.0	9.3	7.0	5.8	2.5	6.6	2.3	0.3	1.3	39.4	5.80	9.3	9.9
27 LOPEZ, David	14	65.1	4.2	4-2	9.0	12.7	8.7	7.7	3.9	6.2	3.2	0.1	1.1	44.1	7.71	8.1	11.3

17 MOGEN, Cristian	1	2.0	2.0	1-0	9.0	9.0	0.0	0.0	0.0	0.0	4.5	---	---	36.0	0.00	13.5	13.5
22 BAKER-LIVINGSTON,	2	6.0	3.0	0-0	9.0	9.0	3.0	3.0	1.5	12.0	1.5	---	---	37.5	3.00	6.0	6.0
40 BANNISTER, Wil	21	49.0	2.1	2-0	9.0	10.3	6.1	5.7	4.0	5.1	1.8	0.4	1.5	42.1	5.69	14.0	7.2
33 PURSER, Daxton	11	34.0	3.0	1-2	9.0	8.7	6.6	5.8	6.9	9.5	2.4	0.3	0.5	43.9	5.82	9.5	6.4
19 STILL, Justin	14	13.1	0.2	1-0	9.0	10.1	7.4	6.1	10.1	7.4	1.4	0.7	0.7	47.2	6.08	7.4	8.1
31 PENGELLY, Dayne	12	48.0	4.0	4-4	9.0	13.3	8.8	6.9	6.4	10.3	3.0	0.6	1.1	48.0	6.94	5.4	10.1
35 STEINKAMP, Arthur	23	42.0	1.2	4-1	9.0	12.0	8.1	7.3	3.2	5.1	3.4	1.1	0.4	42.6	7.29	8.4	11.8
34 BARNHOUSE, Josh	18	35.1	1.2	2-3	9.0	13.0	9.4	8.9	4.3	8.7	3.1	0.5	2.5	43.8	8.92	10.2	6.9
6 MCBROOM, Brian	17	15.2	0.2	1-0	9.0	11.5	9.2	9.2	4.6	6.3	2.3	0.6	2.3	46.0	9.19	12.1	8.6
23 JACKSON, Jaren	23	43.1	1.2	3-5	9.0	14.7	10.2	9.6	5.0	9.6	2.9	0.4	2.1	48.2	9.55	8.7	7.9
39 CASTILLO, Ryan	10	20.1	2.0	1-3	9.0	16.4	12.8	12.0	2.7	9.7	4.4	0.9	1.3	46.0	11.95	5.3	9.7
38 LEHMBECK, Blake	2	2.0	1.0	0-0	9.0	27.0	13.5	13.5	4.5	9.0	9.0	4.5	---	58.5	13.50	9.0	9.0
48 NEIL, Andrew	5	4.0	0.2	0-0	9.0	6.8	24.8	18.0	29.2	11.2	---	2.2	---	72.0	18.00	6.8	9.0
29 HARDY, Wyatt	8	9.0	1.0	0-1	9.0	21.0	20.0	20.0	4.0	12.0	4.0	---	4.0	52.0	20.00	6.0	9.0
41 ROMERO, Blane	1	0.1	0.1	0-0	9.0	0.0	54.0	54.0	54.0	0.0	---	---	---	81.0	54.00	27.0	0.0
Totals	52	444.0	8.1	28-24	9.0	12.1	8.7	7.7	4.7	7.7	2.8	0.5	1.3	44.6	7.74	8.9	9.1
Opponents	52	438.1	8.1	24-28	9.0	12.1	9.2	8.3	5.9	8.0	2.5	0.3	1.4	45.4	8.25	9.0	8.7

+ = average based on 9-inning game

Hitting minimums - 1 Games 1 AB 2.0 AB/Game 1 TPA 2.0 TPA/Game

Pitching minimums - 1 Games 1.0 IP/Game

SINGLE-GAME RECORDS

AT-BATS

57	vs. New Mexico St.	2/9/02
58	vs. Fresno St.	4/1/99
56	vs. Air Force	5/14/09
56	vs. Binghamton	3/7/09
56	vs. Air Force	5/2/03
55	vs. Fresno St.	4/9/16
54	vs. Hawaii	3/14/97
54	vs. New Mexico St.	2/24/72
53	vs. Oklahoma St.	2/16/13
53	vs. Coppin St.	4/18/10
53	vs. New Mexico St.	3/30/99
53	vs. Colorado St.	3/17/73
53	vs. Northern Colorado	2/27/05

RUNS

31	vs. UNLV	3/9/24 (W, 31-15)
31	vs. Air Force	4/17/04 (W, 31-11)
30	vs. Northern Colo.	2/24/23 (W, 30-1)
30	vs. Binghamton	3/7/09 (W, 30-2)
29	at UNLV	3/24/17 (W, 29-8)
29	vs. Coppin St.	4/18/10 (W, 29-3)
28	vs. N.M. Highlands	2/9/03 (W, 28-5)
28	vs. N.M. St.	3/30/99 (W, 28-18)
27	vs. Fresno St.	4/1/99 (W, 27-26)
27	vs. Rice	4/12/98 (W, 27-26)
27	vs. Iowa	3/24/85 (W, 27-13)
27	vs. Creighton	3/26/71 (W, 27-5)
26	vs. Air Force	4/12/08 (W, 26-9)
26	vs. Air Force	4/14/06 (W, 26-11)
26	vs. Utah	3/13/93 (W, 26-8)

HITS

32	vs. Fresno St.	4/1/99
31	vs. Binghamton	3/7/09
30	vs. Hawaii	3/14/97
29	vs. UNLV	3/9/24
29	vs. Coppin St.	4/18/10
29	vs. Air Force	4/17/04
28	vs. Northern Colo.	2/24/23
28	at Air Force	3/4/17
28	vs. Air Force	4/12/08
28	vs. New Mexico St.	3/30/99
27	vs. Air Force	5/2/03
26	vs. San Diego St.	5/26/12
26	vs. Northwestern	2/22/97
26	vs. Washington	3/26/95

RBI

28	vs. UNLV	3/9/24
28	vs. Coppin St.	4/18/10
28	vs. Binghamton	3/7/09
28	vs. Air Force	4/17/04
27	vs. Northern Colo.	2/24/23
27	vs. Iowa	3/24/85
26	vs. Air Force	4/12/08
26	vs. N.M. Highlands	2/9/03
26	vs. New Mexico St.	3/30/99
26	vs. Rice	4/12/98
25	vs. Air Force	4/14/06
24	vs. UNLV	3/24/17
24	vs. Fresno St.	4/1/99
24	vs. Utah	4/23/94

DOUBLES

13	vs. N.M. Highlands	2/9/03
10	vs. Coppin St.	4/18/10
9	at Nevada	4/21/13
9	vs. Northern Colorado	3/5/06
9	vs. Utah	3/16/02
9	vs. UNLV	4/4/98

8	at New Mexico State	3/29/22
8	vs. Fresno St.	3/31/17
8	vs. San Jose St.	5/9/15
8	vs. San Jose St.	5/10/15
8	vs. San Diego St.	3/17/00
8	vs. Fresno St.	4/1/99
8	vs. Rice	4/12/98
8	vs. UTEP	4/18/80
8	vs. Southern Colorado	5/17/75

TRIPLES

7	vs. Southern Colorado	3/27/76
6	vs. TAMU-CC	2/21/09
6	vs. Hartford	3/16/86
5	vs. Holy Cross	2/25/22
4	vs. Coppin St.	4/18/10
4	vs. ENMU	4/30/97
4	vs. Colorado St.	3/20/75
4	vs. NE Illinois	4/18/78
4	vs. UTEP	5/11/73
4	vs. Northern Illinois	3/27/72

HOME RUNS

10	vs. New Mexico St.	3/30/99
8	vs. Air Force	4/12/08
8	vs. Air Force	4/18/04
7	vs. Fresno State	4/29/23
6	vs. Air Force	5/6/17
6	vs. Binghamton	2/18/17
6	vs. Fresno St.	4/9/16
6	vs. Air Force	4/13/06 (Game 2)
6	vs. Air Force	4/17/04
6	vs. UNLV	5/9/99
6	vs. Rice	4/12/98
6	vs. New Mexico St.	2/25/98
6	vs. Utah	5/15/94
6	vs. Air Force	4/26/86
6	vs. Air Force	4/25/86

TOTAL BASES

63	vs. New Mexico St.	3/30/99
61	vs. Air Force	4/12/08
54	vs. Fresno St.	4/1/99

WALKS

17	vs. Hofstra	3/2/24
17	at Hawai'i	2/21/16
16	vs. Air Force	4/17/04
15	vs. Fresno St.	3/31/17
14	at UNLV	3/24/17
14	at Utah	4/4/87

STOLEN BASES

9	vs. Wayland Baptist	4/13/94
8	vs. Maine	3/18/94
8	vs. New Mexico St.	2/11/00
8	vs. Brigham Young	4/8/00
7	vs. New Mexico St.	4/17/13
7	vs. Toledo	3/10/02
7	vs. N.M. Highlands	2/10/98
7	vs. Grand Canyon	5/4/96

LONGEST GAME (Innings)

15	NMSU 4, UNM 3	2/9/02
15	UNM 10, Gonzaga 8	3/31/72
14	UNM 8, ENMU 7	2/5-6/96
14	UNM 9, Colorado St. 8	3/17/73

NO-HIT GAMES (2)

Jim Kremmel	4/17/70
	vs. Arizona (9 innings)
Mike Connell	3/24/77
	vs. N.M. Highlands (7 innings)

ONE-HIT GAMES (11)

Tommy Bruskas	5/8/59
	at New Mexico St.
Lloyd Randel	4/28/62
	at ENMU, 4/28/62
Cliff Fowler	3/6/65
	at UTEP (7 innings)
Stan Quintana	3/22/65
	vs. Colorado St. (7 innings)
Cliff Fowler	4/15/65
	vs. San Francisco St.
Cliff Fowler	3/23/67
	vs. UTEP (7 innings)
Tony Sexton & Chuy Armendariz	3/9/68
	at New Mexico St. (6 innings)
Jim Kremmel	3/22/69
	vs. Colorado St. (7 innings)
Ron Sims	3/25/73
	vs. New Mexico St. (7 innings)
Tom Bepko & Craig Steiner	3/6/76
	vs. Colorado Mines (7 innings)
Tyler Stevens	4/12/15
	vs. Air Force

SINGLE GAME STRIKEOUTS

18	Jim Kremmel	3/30/70
		vs. ENMU
18	Jim Kalk	3/14/64
		vs. Colorado St. (7 innings)
17	Justin Armbruster	3/13/21
		at Fresno State
17	Jim Serrano	2/17/98
		vs. Point Loma
17	Tommy Bruskas	5/8/59
		at NMSU
17	Cliff Fowler	3/19/65
		at New Mexico St. (8 innings)
17	Bob McAulay	4/29/66
		vs. Arizona St.
16	Gig Brummel	4/29/61
		vs. New Mexico St. (7 innings)
16	Gary Jacobs	3/23/70
		vs. Colorado St.
16	Arnie Marzullo	3/16/73
		vs. Colorado
15	Jim Kalk	3/29/64
		vs. Air Force
15	Jim Kalk	4/11/64
		vs. New Mexico St.
15	Bob McAulay	4/7/66
		vs. UTEP (7 innings)
15	Bob McAulay	5/13/66
		vs. UTEP
15	Jim Kremmel	4/10/70
		vs. Arizona St.
15	Chris Cooper	2/25/00
		vs. Southern Utah

INNINGS PITCHED

12	Jim Coleman	5/15/92
		vs. San Diego St.
11	Tom Bepko	3/27/75
		vs. South Dakota St.

PROGRAM RECORDS

AT-BATS

Game: ..8.....Done 3 times
 Hank Garcia1972
 vs. Gonzaga (3/31)
 Chris Armstrong1999
 vs. Fresno St. (4/1)
 Josh Mader2003
 vs. Air Force (5/2)
Season:..275...Tony Cairns(2001)
Career:...960...Daniel Stovall..... (2004-07)

RUNS

Game:6.....Done 6 times
 Justin Howard2010
 vs. Coppin St. (4/18)
 Dane Hamilton2009
 vs. Binghamton (3/7)
 Brian Cavazos-Galvez..2009/08
 vs. AF (5/16) & (4/12)
 Sean Murray2004
 vs. Air Force (5/15)
 Lon Yamaguchi.....1998
 vs. N.M. St. (2/25)
Season:..86.....Jim Fregosi(1985)
Career:...248 ...Lon Yamaguchi.... (1996-99)

HITS

Game:.....6.....Done 8 times
 John Pustay.....2012
 at Air Force (4/5)
 Justin Howard2010
 vs. Coppin St. (4/18)
 Mike Brownstein2009
 vs. Air Force (5/14)
 Dane Hamilton2009
 vs. Binghamton (3/7)
 Brian Cavazos-Galvez 2008
 vs. Air Force (4/12)
 Cory Robbins1999
 vs. N.M. St. (3/23)
 Ronnie Meng1995
 vs. Nebraska (3/19)
 Aaron Santini1993
 vs. Regis (3/6)
Season:..125 ...Keith Hagman(1980)
Career:...340 ..Travis Young(1994-97)

RBI

Inning:....8.....Jonathan Gallegos.....1993
 vs. Utah (3/13)
Game:.....10.....Brian Cavazos-Galvez 2008
 vs. Air Force (4/12)
 Mark Gulseth1992
 vs. San Diego St. (4/19)
Season:..95.....Keith Hagman(1980)
Career:...226...Daniel Stovall (2004-07)

DOUBLES

Game:.....4Done 4 times
 Justin Howard2010
 vs. San Diego St. (5/2)
 Justin Howard2010
 vs. Coppin St. (4/18)
 Joe Salas2004
 vs. Air Force (4/17)
 Dusty Young2003
 vs. N.M. Highlands (2/9)
Season:..35.....Robert Gonzales(1998)
Career:...78.....DJ Peterson (2011-13)
 Daniel Stovall..... (2004-07)

TRIPLES

Game:.....3.....Jim Economides1957
 vs. Denver
Season:..17.....Keith Hagman(1980
 (NCAA record)
Career:...31.....Larry Harrison(1980-83)

HOME RUNS

Game:.....4Brian Cavazos-Galvez .2008
 vs. Air Force (4/12)
Season:..25.....Chris Alexander (2003)
Career:...53.....Aaron Sisk..... (1998-00)

GRAND SLAMS

Game:.....2 **Reed Spenrath (2024)**
vs. Nevada (5/10)
2.....Mark Gulseth1992
 vs. San Diego St. (4/19)
Season:..4 **Will Asby (2024)**
3.....Mark Wulfert(1995)
Career:...5.....Mark Wulfert(1993-95)

TOTAL BASES

Game:.....19.....Brian Cavazos-Galvez .2008
 vs. Air Force (4/12)
Season:..207 ...Keith Hagman (1980)
Career:...550 ...Daniel Stovall (2004-07)

STOLEN BASES

Game:.....5.....Cory Robbins1998
 vs. N.M. Highlands (2/10)
Season:..56.....Luke Oglesby(1993)
Career:...123.....Travis Young (1994-97)

WALKS

Game:.....5.....Done 2 times
 DJ Peterson.....2013
 vs. UC Riverside (3/9)
 Luke Oglesby1993
 vs. Texas Tech (2/25)
Season:..56.....Mike Foote(1980)
Career:...152.....Lon Yamaguchi(1996-99)

HIT BY PITCH

Game:.....3.....Done 3 times:
 Jared Holley2013
 vs. LaSalle (3/5)
 Jordan Pacheco2006
 vs. New Mexico St. (2/28)
 Paul Huitt1990
 vs. N.M. Highlands (2/28)
Season:..19.....Aaron Santini(1992)
Career:...40.....Jared Holley(2013-16)

SEASON STATISTICAL RECORDS

BATTING AVERAGE

1. .363.....2009
 2. .361.....1986
 3. .355.....1985
 4. .354.....1980
 5. .346.....2010
 6. .3454.....2002
 7. .3451.....2003
 8. .3444.....1993
 9. .3443.....1999
 10. .338.....1997

WIN PCT. (min. 40 games)

1. .740 (37-13-0).....1968
 2. .712 (42-17-0).....1985
 3. .674 (29-14-0).....1972
 4. .651 (41-22-0).....1980
 5. .649 (37-20-0).....2009
 6. .647 (37-20-1).....2014
 7. .633 (38-22-0).....2010
 8. .629 (39-23-0).....2016
 9. .627 (37-22-0).....2013
 10. .625 (35-21-0).....2000
 .625 (35-21-0).....1993

ERA

1. 2.87.....1968
 2. 3.40.....1969
 3. 3.86.....1975
 4. 3.92.....1976
 5. 4.07.....1962
 6. 4.13.....1977
 7. 4.21.....1973
 8. 4.23.....2014
 9. 4.29.....1970
 4.29.....1967

FIELDING PCT.

1. .976.....2009
 2. .974.....2023
 .974.....2017
 4. .973.....2008
 5. .972.....2015
 6. .971.....2021
 .971.....2016
 .971.....2010
 9. .970.....2007
 10. .969.....2013
 .969.....2006

SLUGGING PCT.

1. .604.....1986
 2. .572.....1985
 3. .570.....1980
 4. .567.....1998
 5. .564.....2003
 6. .560.....2023
 7. .554.....2010
 8. .545.....1999
 9. .542.....2005
 10. .515.....1993

ON BASE PERCENTAGE

1. .445.....1985
 2. .444.....1993
 3. .443.....1986
 4. .440.....1980
 5. .432.....2009
 6. .424.....2003
 7. .422.....2013
 8. .422.....1987
 9. .420.....1992
 10. .419.....1994

LAST TIME IT HAPPENED...

HITTING (Individual)

Grand slam:.....*Reed Spenrath (x2) vs Nevada, 5/10/24*
Hit for the cycle: Danny Collier vs. Air Force, 3/24/18
Five hits:*Khalil Walker vs. UNLV, 3/9/24*
Six hits: Carl Stajduhar vs. Fresno St., 4/9/16
Eight at bats: Josh Mader vs. Air Force, 5/2/03
Four runs:*Jake Holland at Nevada, 3/17/24*
Five runs:*Khalil Walker vs. UNLV, 3/9/24*
Six runs: Justin Howard vs. Coppin St., 4/18/10*
Five RBI:*Jake Holland vs. San Jose St., 3/22/24*
Six RBI:*Will Asby at Texas Tech, 4/23/24*
Seven RBI:*Jake Holland vs. San Jose St., 3/23/24*
Eight RBI: Justin Olson vs. Fresno State, 4/29/23
Nine RBI:*Reed Spenrath vs Nevada, 5/10/24*
10 RBI: Brian Cavazos-Galvez vs. Air Force, 4/12/08*#
Three doubles:*Jake Holland at Nevada, 3/17/24*
Four doubles: Reece Weber vs. San José St., 5/10/15
Four extra-base hits:*Jake Holland at Nevada, 3/17/24*
Two triples:*Reed Spenrath at Nevada, 3/16/24*
Back-to-back-to-back triples: ... Mike Brownstein, Dane Hamilton, Brian Cavazos-Galvez vs. TAMU-CC (Game 2), 2/21/09
Inside-the-Park home run: DJ Peterson vs. TCU, 5/20/11
Walk-off home run:*Devon Dixon vs. San Diego St., 4/28/24*
Walk-off grand slam:*Devon Dixon vs. San Diego St., 4/28/24*
Two home runs:*Will Asby at Texas Tech., 4/24/24*
Three home runs:*Reed Spenrath vs Nevada, 5/10/24*
Four home runs: ... Brian Cavazos-Galvez vs. Air Force, 4/12/08*#
Two home runs in one inning: Josh Mader at Utah, 4/8/04
Two+ players with multi-homers: Brian Cavazos-Galvez (4), Kevin Atkinson (2) vs. Air Force, 4/12/08
Back-to-back homers:*Chase Weissenborn, Khalil Walker at Texas Tech., 4/24/24*
Back-to-back-to-back homers: Daniel Stovall, Matt Hibbitts, Ian Hollick vs. Hawaii-Hilo, 4/28/07
Multiple back-to-back homers in same game: (2), Joe Salas, Daniel Stovall, vs. Air Force, 5/16/04
HR in 3 straight games: ... *Jake Holland vs. San Jose St., 3/22-24/24*
HR in 4 straight games:.....*Jake Holland vs. NMSU, SJSU, 3/17-24/24*
Three + sacrifice bunts in a game: 3, Jared Holley at Nevada 4/20/13
Four strikeouts: Deylan Pigford vs. Fresno State, 4/28/23
Three HBP: Jared Holley vs. LaSalle, 3/5/13
Three stolen bases: *Tye Wood vs. Nevada, 5/11/24*
Four Walks:*Reed Spenrath vs. Hofstra, 3/2/24*
Five Walks: DJ Peterson vs. UC Riverside, 3/9/13*

HITTING (Team)

Five + home runs (team): ... 7, vs. Fresno State (W, 17-7), 4/29/23
20+ hits: **21, at Texas Tech (W, 17-3), 4/24/24**
25+ hits: **25, vs. Fresno St. (L, 23-19), 4/13/24**
30+ hits: 31, vs. Binghamton (Game 1), 3/7/09
Allowed 20 + hits: **26, vs. San Jose St., 3/22/24**
20+ runs: 20, vs. St. Bonaventure (W, 20-3), 3/4/23
Allowed 20 + runs: **23, vs. Fresno St. (L, 23-19), 4/12/24**
30+ runs: **31, vs. UNLV (W, 31-15), 3/9/24**
20+ RBI: **28, vs. UNLV (W, 31-15), 3/9/24**
40+ total bases: 42, vs. Fresno State, 4/29/23
50+ total bases: 52, vs. Northern Colorado, 2/24/23
60+ total bases: 61, vs. Air Force, 4/12/08
No strikeouts: 5/4/14 vs. San Diego St. (35 at-bats)
No walks: 3/31/23 vs. San Diego State (34 at-bats)
10+ strikeouts: **14, at UNLV, 5/3/24**
10+ walks: **10, at NM State, 4/30/24**
15+ walks: **17, vs. Hofstra, 3/2/24**
5+ HBP: 5, vs. San Jose State, 4/29/22
Was no-hit (7-inning game): **at San Diego State, 3/29/24**
Was no-hit (9-inning game): at Wichita St., 3/20/90

PITCHING (Individual)

No-hitter (7-inning game): Mike Connell vs. N.M. Highlands, 3/24/77
No-hitter (9-inning game): Jim Kremmel vs. Arizona, 4/17/70
One-hitter: Tyler Stevens vs. Air Force, 4/12/15
Complete game: Cody Dye vs. UNLV, 4/21/18..... Justin Armbruster at San Jose State, 5/22/21 (7 innings)
Complete-game shutout: Colton Thomson vs. Nevada, 5/26/16
10+ strikeouts: ..12, Justin Armbruster at San Jose State, 5/22/21
15+ strikeouts:17, Justin Armbruster at Fresno State, 3/13/21
No walks (complete game): Justin Armbruster at San Jose State, 5/22/21

PITCHING (Team)

10+ strikeouts: **14, vs. Nevada, 5/10/24**
15+ strikeouts: 16, vs. Nevada, 3/27/21
No strikeouts: 3/5/17 at Air Force ... (J. Tripp 30 BF; D. Gillespie 5 BF, A. Isenhardt 1 BF, C. Tripp 8 BF)
No walks: **vs. South Dakota State, 2/22/24**
10 + walks: at California, 5/14/22

FIELDING

Five+ errors (Team): 6, vs. San Jose State, 4/8/23
Three+ errors (Ind.): 3, Hayden Schilling vs. Central Michigan, 2/22/18
Eight+ assists: 8, Konner Kinkade vs. Texas Tech, 3/28/23
Caught three runners stealing: Mitch Garver vs. Texas Tech, 4/25/12
15 + putouts: 15, Reed Spenrath vs. New Mexico State, 3/21/23
UNM turned a triple play: 5/13/16 vs. Nevada (4-6-3-2)
UNM hit into a triple play: 4/23/09 at BYU

SCORING AND MISCELLANEOUS

Stole home: Harry Fullerton vs. Nevada, 3/27/21
Stole seven+ bases: 7, 4/17/13 vs. New Mexico St. (W, 13-6)
Tied: 4/28/19 at Fresno St. (T, 6-6)
Shut out: **5/11/24 vs. Nevada (L, 0-2)**
Shut out opponent: **5/10/24 vs. Nevada (W, 16-0)**
Shut out at home: **5/11/24 vs. Nevada (L, 0-2)**
Shut out on the road: **3/29/24 at San Diego St. (L, 0-13/7 Inn.)**
Shut out opponent at home: **5/10/24 vs. Nevada (W, 16-0)**
Shut out opponent on road: .4/18/23 at New Mexico St. (W, 13-0)
Recorded back-to-back shutouts: 5/6-5/7, 2011 vs. Air Force (5-0, 10-0)
Recorded three straight shutouts: 2/24-3/3, 1973 vs. New Mexico St. (1-0) and New Mexico Highlands (7-0, 4-0)
Shut out in back-to-back games: 3/14-15/2017 at Oklahoma St.
Most runs in three-game series: 73, vs. Air Force (4/13-14, 2006)
Consecutive one-run games: **2, vs. UNLV, at ASU (3/10-12/24)**
Four straight one-run games: vs. BYU, Gonzaga, Northern Colorado, 2/15-23, 2020
Five straight one-run games: March 18-24, 2015*

LAST TIME IT HAPPENED... CONTINUED

EXTRA INNINGS

Won an extra-inning game: 4/30/23 vs. Fresno State (6-5, 10 inn.)
Lost an extra-inning game: 3/2/24 vs. Hofstra (15-16, 10 Inn.)
Extra inning games in a row: 2, 4/23-4/24, 2021 at Washington
3 straight extra-inning games: at Utah, 4/9-11, 2009
Played a 10-inning game: 3/2/24 vs. Hofstra
Played an 11-inning game: vs. Fresno State, 3/13/22 (W, 9-8)
Played a 12-inning game: vs. Minnesota, 2/20/22 (W, 4-3)
Played a 13-inning game: vs. Columbia, 6/1/13 (L, 6-5, NCAA Tourn.)
Played a 14-inning game: vs. Eastern N.M., 2/5-6, 1996 (W, 8-7)
Played a 15-inning game: at New Mexico St., 2/9/02 (L, 4-3)

IN AN INNING

10+ runs in an inning: 10, at UNLV (5/5/24)
15+ runs in an inning: 15, vs. Savannah St., 3/11/05
4+ homers in an inning: 4, at Air Force, 5/19/05
5+ doubles in an inning: 5, at Nevada, 4/21/13
4+ triples in an inning: 4, vs. TAMU-CC (Game 2), 2/21/09^
10+ hits in an inning: 10, at UNLV (5/5/24)
10+ consecutive hits: 10, at UNLV (5/5/24)
10+ consecutive batters reach base: 11, at UNLV (5/5/24)
15+ consecutive batters reach base: 16, vs. Savannah St., 3/11/05
Player w/hits from both sides of plate: Sam Haggerty
 vs. Fresno St. 4/12/13

UNM SCORING IN AN INNING

Most runs in top of 1st: 11, at Air Force (5/14/09)
Most runs in top of 2nd: 10, 2x, last at Air Force (4/15/97)
Most runs in top of 3rd: 8, 3x, last at Air Force (4/25/10, Game One)
Most runs in top of 4th: 12, at Air Force (4/15/07)
Most runs in top of 5th: 12, at Air Force (4/17/04)
Most runs in top of 6th: 10, at Air Force (5/19/16)
Most runs in top of 7th: 10, at UNLV (5/5/24)
Most runs in top of 8th: 12, at Utah (4/1/00)
Most runs in top of 9th: 9, at New Mexico St. (2/16/86)
Most runs in top of 10th: 4, at Texas St. (2/11/06)
Most runs in top of 11th: 6, at Arizona (1/30/93)
Most runs in top of 12th: 3, at Washington (4/24/21)
Most runs in top of 13th: N/A
Most runs in top of 14th: N/A
Most runs in top of 15th: 1, vs. Gonzaga at Fresno St. (3/31/72)

Most runs in bottom of 1st: 11, 2x, last vs. St. Bonaventure. (3/4/23)
Most runs in bottom of 2nd: 15, vs. Savannah St. (3/11/05)
Most runs in bottom of 3rd: 13, vs. NM Highlands (2/28/90)
Most runs in bottom of 4th: 12, vs. Air Force at UNLV (5/27/04)
Most runs in bottom of 5th: 10, 2x, last vs. Utah (4/22/06)
Most runs in bottom of 6th: 20, vs. Utah (3/13/93)*
Most runs in bottom of 7th: 11, vs. Texas St. (2/18/05)
Most runs in bottom of 8th: 12, 3x, last vs. Fresno St. (4/13/13)
Most runs in bottom of 9th: 9, 2x, last vs. New Mexico St. (3/26/02)
Most runs in bottom of 10th: 7, vs. Louisiana Tech (3/13/10)
Most runs in bottom of 11th: 2, 2x, last vs. Fresno St. (3/13/22)
Most runs in bottom of 12th: 2, vs. UNLV (3/9/14)
Most runs in bottom of 13th: 1, 2x, last vs. Northwestern (3/7/03)
Most runs in bottom of 14th: 1, 2x, last vs. ENMU (2/5-6, 1996)
Most runs in bottom of 15th: N/A

OPPONENT SCORING IN AN INNING

Most runs in top of 1st: 12, vs. BYU (3/26/94)
Most runs in top of 2nd: 9, vs. UC Riverside (4/18/19)
Most runs in top of 3rd: 12, vs. Wichita St. (3/16/89)
Most runs in top of 4th: 11, vs. Rice (4/11/98)
Most runs in top of 5th: 10, 2x, last vs. UNLV (4/3/22)
Most runs in top of 6th: 10, vs. BYU (4/11/02)
Most runs in top of 7th: 11, vs. BYU (4/6/00)
Most runs in top of 8th: 8, 2x, last vs. Rice (4/12/98)
Most runs in top of 9th: 12, vs. BYU (3/18/05, Game Two)

Most runs in top of 10th: 9, vs. San Francisco (3/18/06)
Most runs in top of 11th: 6, vs. Nevada at Las Vegas, Nev. (5/23/14)
Most runs in top of 12th: 1, 4x, last vs. UNLV (3/9/14)
Most runs in top of 13th: 1, 2x, last vs. Columbia (6/1/13)
Most runs in top of 14th: N/A
Most runs in top of 15th: N/A

Most runs in bottom of 1st: 11, at Arizona St. (2/9/80, Game One)
Most runs in bottom of 2nd: 16, at Texas Tech (3/15/22)*
Most runs in bottom of 3rd: 15, at Hawaii (4/22/89)
Most runs in bottom of 4th: 12, 2x, last at Air Force (4/15/90)
Most runs in bottom of 5th: 12, at Cal St. Fullerton (3/7/86)
Most runs in bottom of 6th: 12, at LMU (3/11/86)
Most runs in bottom of 7th: 9, at California (5/14/22)
Most runs in bottom of 8th: 11, vs. Oregon State (2/18/22)
Most runs in bottom of 9th: 4, 7x, last at Air Force (4/15/07)
Most runs in bottom of 10th: 4, at Air Force (4/24/65)
Most runs in bottom of 11th: 2, vs. BYU at San Diego St. (3/31/06)
Most runs in bottom of 12th: 2, vs. BYU at San Diego St. (3/31/06)
Most runs in bottom of 13th: N/A
Most runs in bottom of 14th: N/A
Most runs in bottom of 15th: 1, at New Mexico St. (2/9/02)

SERIES

Swept non-conf. series, home: ..vs. Northern Colo., 2/24-26, 2023
Swept non-conf. series, road: at No. 23 Oklahoma St., 3/14-15, 2017
Swept in non-conf. series, home: vs. Dallas Baptist, 3/4-6, 2016
Swept in non-conf. series, road: at California, 5/13-15/2022
Swept MW series, home: vs. San Diego State, 4/26-28, 2024
Swept MW series, road: at San Jose State, 5/22-23, 2021
Swept multiple MW series in a row: 3, 3/3/17-3/26/17
 at Air Force, vs. San José St., at UNLV
Swept in MW series, home:vs. San Diego State, 3/31-4/2, 2023
Swept in MW series, road: at Air Force, 5/8-9, 2021
Swept in multiple MW series in a row: 3, 4/2-5/9/2021
 at San Diego State, vs. Fresno State, at Air Force

WALK-OFFS

Won on last at-bat: 4/28/24
 Devon Dixon vs. San Diego State (9-7, 9 Inn.)
Back-to-back games won in last at-bat: 2/24/24
 vs. South Dakota State (12-11, 9-8)
Lost on last at-bat: 3/22/24
 vs. San Jose State
Scored two runs in last at-bat: 5/20/22
 vs. South Dakota State (13-2, run rule 7 innings)
Scored three runs in last at-bat: 2/24/24
 vs. Texas Tech (11-10, 9 innings)
Scored four runs in last at-bat: 4/28/24
 Devon Dixon vs. San Diego State (9-7, 9 Inn.)
Scored five runs in last at-bat: 5/20/22
 vs. Air Force (13-12, 9 innings)
Scored six runs in last at-bat: 5/20/22
 vs. Air Force (13-12, 9 innings)
Scored seven runs in last at-bat: 5/20/22
 vs. Air Force (13-12, 9 innings)
Scored nine runs in last at-bat: 3/21/99
 vs. TCU (17-16)
Allowed two runs in last at-bat: 3/18/23
 at Fresno State (8-9)
Allowed three runs in last at-bat: 4/2/21
 at San Diego State (9-10)
Allowed four runs in last at-bat: 4/2/21
 at San Diego State (9-10)
Allowed five runs in last at-bat: 4/2/21
 at San Diego State (9-10)
Allowed six runs in last at-bat: 4/2/21
 at San Diego State (9-10)

* = School record

= Mountain West record

2023 NEW MEXICO OVERALL STATS

Record: 26-25 Home: 17-11 Away: 6-13 Neutral: 3-1 MW: 13-17

Date	Opponent	Score	Player	avg	slug	ob%	g	ab	r	h	2b	3b	hr	rbi	bb	so	sb	cs	e
#2/17	vs #23 Oregon State	w 7-2	DITZENBERGER, D	.437	.563	.490	37	135	42	59	9	1	2	27	15	19	6	0	2
#2/18	vs UC Santa Barbara	w 3-1	ASHBY, Lenny Juni	.381	.595	.455	51	210	46	80	18	0	9	51	26	25	0	1	4
#2/19	vs #23 Oregon State	L 6-14	RUNION, Braydon	.357	.629	.398	51	213	48	76	23	4	9	56	11	51	1	2	1
#2/20	vs Minnesota	w 4-3	HOLLAND, Jake	.333	.633	.371	41	150	29	50	7	1	12	39	8	32	0	0	2
2/24	NORTHERN COLORADO	w 30-1	SPENRATH, Reed	.321	.721	.421	50	190	54	61	11	4	19	65	34	70	3	0	2
2/25	NORTHERN COLORADO	w 11-3	DAVID, Jeffrey	.306	.472	.349	42	193	38	59	13	5	3	41	11	27	3	2	6
2/25	NORTHERN COLORADO	w 18-2	PIGFORD, Deylan	.297	.503	.389	45	145	39	43	9	3	5	13	17	35	8	2	4
3/3	ST. BONAVENTURE	w 14-4	WEISSENBORN, C	.291	.385	.360	51	179	36	52	10	2	1	27	19	37	3	0	8
3/4	ST. BONAVENTURE	L 8-17	DIXON, Devon	.274	.445	.346	49	164	38	45	10	0	6	27	16	29	2	1	6
3/4	ST. BONAVENTURE	w 20-3	-----																
3/5	ST. BONAVENTURE	w 16-6	HERD, Caleb	.429	.571	.556	9	7	3	3	1	0	0	1	2	1	0	0	0
3/7	at Texas Tech	L 3-6	OLSON, Justin	.367	.822	.504	37	90	24	33	2	0	13	31	25	27	0	0	2
*3/10	AIR FORCE	L 7-9	STEPHENS, Sean	.349	.508	.388	37	63	11	22	5	1	1	8	3	11	4	2	1
*3/11	AIR FORCE	w 15-0	SMITH, Kyle	.271	.614	.469	28	70	17	19	3	3	5	13	16	17	2	0	0
*3/12	AIR FORCE	w 11-4	KINKADE, Konner	.268	.446	.425	35	56	13	15	4	0	2	12	15	8	0	0	4
3/14	at Grand Canyon	L 8-11	CARRIS, Akili	.143	.143	.250	8	7	2	1	0	0	0	0	0	2	0	0	1
*3/17	at Fresno State	L 3-5	FELIX, Dominic	.000	.000	.125	6	7	1	0	0	0	0	1	1	0	0	0	1
*3/18	at Fresno State	L 8-9	DEWYER, Trent	.000	.000	.000	2	0	0	0	0	0	0	0	0	0	0	0	0
*3/19	at Fresno State	w 7-2	STANFIELD, Alec	.000	.000	.000	1	0	0	0	0	0	0	0	0	0	0	0	0
3/21	NEW MEXICO STATE	L 0-2	STEINKAMP, Arthu	.000	.000	.000	15	0	0	0	0	0	0	0	0	0	0	0	0
*3/24	at Nevada	w 9-5	STILL, Justin	.000	.000	.000	17	0	0	0	0	0	0	0	0	0	0	0	0
*3/25	at Nevada	w 12-1	JACKSON, Jaren	.000	.000	.000	12	0	0	0	0	0	0	0	0	0	0	0	0
3/28	#22 TEXAS TECH	w 11-10	ITURRALDE, Adolfo	.000	.000	.000	8	0	0	0	0	0	0	0	0	0	0	0	0
*3/31	SAN DIEGO STATE	L 3-5	FLORES, Junior	.000	.000	.000	1	0	0	0	0	0	0	0	0	0	0	0	0
*4/1	SAN DIEGO STATE	L 1-3	MARTINEZ, Jordan	.000	.000	.000	5	0	0	0	0	0	0	0	0	0	0	0	0
*4/2	SAN DIEGO STATE	L 7-19	RUSSELL, Brett	.000	.000	.000	5	0	0	0	0	0	0	0	0	0	0	0	0
*4/6	SAN JOSE STATE	w 16-8	BAKER-LIVINGSTO	.000	.000	.000	10	0	0	0	0	0	0	0	0	0	0	0	0
*4/7	SAN JOSE STATE	L 3-8	GALLEGOS, Isaac	.000	.000	.000	12	0	0	0	0	0	0	0	0	0	0	0	0
*4/8	SAN JOSE STATE	L 3-14	HUDSON, Terrell	.000	.000	.000	10	0	0	0	0	0	0	0	0	0	0	0	0
4/11	CSU PUEBLO	w 8-7	LIVELY, Tristin	.000	.000	.000	13	0	0	0	0	0	0	0	0	0	0	0	1
4/12	CSU PUEBLO	L 6-8	MCBROOM, Brian	.000	.000	.000	25	0	0	0	0	0	0	0	0	0	0	0	1
4/18	at New Mexico State	w 13-0	EGLOFF, Riley	.000	.000	.000	13	0	0	0	0	0	0	0	0	0	0	0	2
*4/21	at Air Force	L 6-9	BANNISTER, Wil	.000	.000	.000	16	0	0	0	0	0	0	0	0	0	0	0	1
*4/23	at Air Force	w 12-1	Totals	.329	.560	.407	51	1879	441	618	125	24	87	412	219	391	32	10	49
*4/23	at Air Force	L 8-13	Opponents	.304	.464	.370	51	1770	324	538	112	23	42	300	155	341	32	16	61

LOB - Team (414), Opp (376). DPs turned - Team (48), Opp (33). CI - Team (0), Opp (1). IBB - Team (6), SPENRATH, R. 3, OLSON, J. 2, PIGFORD, D. 1, Opp (8). Picked off - PIGFORD, D. 1, DIXON, D. 1, STEPHENS, S. 1, DAVID, J. 1.

Player	era	w-l	app	gs	cg	sh	sv	ip	h	r	er	bb	so	avg	hr
GALLEGOS, Isaac	4.35	4-2	12	12	0	0	0	70.1	69	46	34	32	60	.253	4
LIVELY, Tristin	4.42	6-4	13	13	1	0	0	77.1	83	42	38	23	62	.277	5
EGLOFF, Riley	6.05	7-3	13	13	0	0	0	74.1	95	55	50	21	67	.310	12
DEWYER, Trent	0.00	0-0	2	0	0	0	0	2.2	3	0	0	0	1	.300	0
STEINKAMP, Arthur	2.81	0-1	15	0	0	0	0	25.2	27	12	8	4	12	.273	1
ITURRALDE, Adolfo	4.00	0-0	8	0	0	0	0	9.0	9	5	4	2	9	.281	1
MCBROOM, Brian	5.53	4-2	25	0	0	0	3	40.2	47	28	25	11	39	.290	3
STILL, Justin	5.91	0-1	17	0	0	0	0	21.1	22	14	14	16	20	.268	1
JACKSON, Jaren	7.46	3-2	12	8	0	0	1	44.2	61	38	37	12	32	.318	2
HUDSON, Terrell	8.10	1-2	10	0	0	0	0	13.1	18	12	12	4	10	.327	4
BAKER-LIVINGSTON	8.62	0-4	10	4	0	0	0	24.0	40	24	23	10	10	.374	1
BANNISTER, Wil	9.47	1-3	16	1	0	0	1	19.0	31	21	20	8	11	.369	3
MARTINEZ, Jordan	12.86	0-0	5	0	0	0	0	7.0	10	10	10	5	1	.357	1
RUSSELL, Brett	17.47	0-1	5	0	0	0	0	5.2	16	12	11	4	7	.500	3
STANFIELD, Alec	54.00	0-0	1	0	0	0	0	0.1	3	2	2	2	0	1.000	0
FLORES, Junior	81.00	0-0	1	0	0	0	0	0.1	4	3	3	1	0	.800	1
Totals	5.95	26-25	51	51	1	2	5	435.2	538	324	288	155	341	.304	42
Opponents	8.02	25-26	51	51	1	2	15	433.1	618	441	386	219	391	.329	87

PB - Team (2), SMITH, K. 2, Opp (2). Pickoffs - Team (2), EGLOFF, R. 2, Opp (3). SBA/ATT - HOLLAND, J. (25-31), SMITH, K. (7-17), GALLEGOS, I. (7-10), LIVELY, T. (5-9), JACKSON, J. (8-8), EGLOFF, R. (6-8), MCBROOM, B. (1-4), ITURRALDE, A (1-3), BAKER-LIVING (2-3), STILL, J. (1-2), STEINKAMP, A (1-1).

2023 NEW MEXICO CONFERENCE STATS

Record: 13-17 Home: 8-8 Away: 5-9 MW: 13-17

Date	Opponent	Score	Player	avg	slug	ob%	g	ab	r	h	2b	3b	hr	rbi	bb	so	sb	cs	e
*3/10	AIR FORCE	L 7-9	DITZENBERGER, D	.405	.544	.440	21	79	16	32	6	1	1	12	5	11	2	0	2
*3/11	AIR FORCE	w 15-0	ASHBY, Lenny Juni	.373	.579	.449	30	126	25	47	11	0	5	27	14	17	0	0	3
*3/12	AIR FORCE	w 11-4	SPENRATH, Reed	.353	.793	.433	29	116	32	41	6	3	13	37	17	44	1	0	2
*3/17	at Fresno State	L 3-5	RUNION, Braydon	.316	.579	.361	30	133	24	42	14	3	5	31	7	31	0	2	1
*3/18	at Fresno State	L 8-9	HOLLAND, Jake	.309	.521	.343	25	94	15	29	5	0	5	17	4	17	0	0	2
*3/19	at Fresno State	w 7-2	WEISSENBORN, C	.286	.384	.352	30	112	18	32	6	1	1	18	12	24	3	0	7
*3/24	at Nevada	w 9-5	DIXON, Devon	.274	.415	.325	29	106	22	29	6	0	3	13	7	19	1	0	3
*3/25	at Nevada	w 12-1	DAVID, Jeffrey	.272	.379	.324	22	103	17	28	7	2	0	16	6	13	0	1	4
*3/31	SAN DIEGO STATE	L 3-5	PIGFORD, Deylan	.243	.446	.341	25	74	16	18	4	1	3	4	8	20	3	2	4
*4/1	SAN DIEGO STATE	L 1-3	-----																
*4/2	SAN DIEGO STATE	L 7-19	HERD, Caleb	.500	.500	.500	3	2	1	1	0	0	0	0	0	1	0	0	0
*4/6	SAN JOSE STATE	w 16-8	STEPHENS, Sean	.394	.606	.459	20	33	8	13	4	0	1	5	3	6	4	2	1
*4/7	SAN JOSE STATE	L 3-8	OLSON, Justin	.310	.793	.481	22	58	18	18	1	0	9	22	19	16	0	0	1
*4/8	SAN JOSE STATE	L 3-14	SMITH, Kyle	.297	.703	.490	15	37	14	11	2	2	3	8	8	8	1	0	0
*4/21	at Air Force	L 6-9	KINKADE, Konner	.231	.436	.362	19	39	7	9	2	0	2	9	8	6	0	0	3
*4/23	at Air Force	w 12-1	CARRIS, Akili	.000	.000	.000	1	1	0	0	0	0	0	0	0	0	0	0	1
*4/23	at Air Force	L 8-13	MARTINEZ, Jordan	.000	.000	.000	1	0	0	0	0	0	0	0	0	0	0	0	0
*4/28	FRESNO STATE	w 16-10	RUSSELL, Brett	.000	.000	.000	1	0	0	0	0	0	0	0	0	0	0	0	0
*4/29	FRESNO STATE	w 17-7	FELIX, Dominic	.000	.000	.000	1	0	0	0	0	0	0	0	0	0	0	0	1
*4/30	FRESNO STATE	w 6-5	BAKER-LIVINGSTO	.000	.000	.000	1	0	0	0	0	0	0	0	0	0	0	0	0
*5/5	at UNLV	w 13-5	ITURRALDE, Adolfo	.000	.000	.000	3	0	0	0	0	0	0	0	0	0	0	0	0
*5/6	at UNLV	L 5-7	STEINKAMP, Arthu	.000	.000	.000	10	0	0	0	0	0	0	0	0	0	0	0	0
*5/7	at UNLV	L 3-8	JACKSON, Jaren	.000	.000	.000	5	0	0	0	0	0	0	0	0	0	0	0	0
*5/12	NEVADA	w 9-5	HUDSON, Terrell	.000	.000	.000	5	0	0	0	0	0	0	0	0	0	0	0	0
*5/12	NEVADA	L 8-9	GALLEGOS, Isaac	.000	.000	.000	9	0	0	0	0	0	0	0	0	0	0	0	0
*5/13	NEVADA	L 6-8	LIVELY, Tristin	.000	.000	.000	10	0	0	0	0	0	0	0	0	0	0	0	0
*5/14	NEVADA	w 7-3	STILL, Justin	.000	.000	.000	11	0	0	0	0	0	0	0	0	0	0	0	0
*5/18	at San Diego State	L 3-5	BANNISTER, Wil	.000	.000	.000	8	0	0	0	0	0	0	0	0	0	0	0	1
*5/19	at San Diego State	L 3-4	EGLOFF, Riley	.000	.000	.000	10	0	0	0	0	0	0	0	0	0	0	0	2
*5/20	at San Diego State	L 6-8	MCBROOM, Brian	.000	.000	.000	14	0	0	0	0	0	0	0	0	0	0	0	0
Totals				.314	.542	.390	30	1113	233	350	74	13	51	219	118	233	15	7	38
Opponents				.296	.450	.372	30	1057	199	313	59	16	24	181	105	207	19	8	31

= Sanderson Ford College Baseball Classification

* = Conference game

LOB - Team (245), Opp (234). DPs turned - Team (31), Opp (15). CI - Team (0), Opp (1). IBB - Team (5), OLSON, J. 2, SPENRATH, R. 2, PIGFORD, D. 1, Opp (7). Picked off - PIGFORD, D. 1, STEPHENS, S. 1, DAVID, J. 1.

Player	era	w-l	app	gs	cg	sh	sv	ip	h	r	er	bb	so	avg	hr
LIVELY, Tristin	4.41	4-3	10	10	1	0	0	63.1	66	35	31	21	49	.269	4
GALLEGOS, Isaac	5.04	2-2	9	9	0	0	0	55.1	62	43	31	28	47	.279	2
EGLOFF, Riley	7.06	4-3	10	10	0	0	0	57.1	82	50	45	19	47	.337	10

MARTINEZ, Jordan	0.00	0-0	1	0	0	0	0	1.1	0	0	0	1	0	.000	0
STEINKAMP, Arthur	2.55	0-1	10	0	0	0	0	17.2	17	9	5	1	9	.243	1
ITURRALDE, Adolfo	4.50	0-0	3	0	0	0	0	2.0	2	1	1	1	1	.286	1
JACKSON, Jaren	4.72	1-1	5	1	0	0	1	13.1	12	7	7	6	9	.240	0
MCBROOM, Brian	6.35	2-2	14	0	0	0	1	22.2	26	17	16	8	20	.286	2
STILL, Justin	9.82	0-1	11	0	0	0	0	11.0	17	12	12	9	13	.347	1
HUDSON, Terrell	10.12	0-2	5	0	0	0	0	5.1	7	6	6	3	4	.304	1
BANNISTER, Wil	13.50	0-2	8	0	0	0	0	8.2	16	14	13	6	5	.400	1
BAKER-LIVINGSTON	13.50	0-0	1	0	0	0	0	1.1	3	2	2	2	0	.429	0
RUSSELL, Brett	18.00	0-0	1	0	0	0	0	1.0	3	3	2	0	3	.429	1

Totals	5.84	13-17	30	30	1	1	2	260.1	313	199	169	105	207	.296	24
Opponents	7.23	17-13	30	30	0	0	9	261.1	350	233	210	118	233	.314	51

PB - Team (1), SMITH, K. 1, Opp (1). Pickoffs - Team (2), EGLOFF, R. 2, Opp (2). SBA/ATT - HOLLAND, J. (16-21), GALLEGOS, I. (6-9), SMITH, K. (3-6), LIVELY, T. (3-5), EGLOFF, R. (3-5), JACKSON, J. (4-4), ITURRALDE, A (1-1), MCBROOM, B. (1-1), BAKER-LIVING (0-1), STEINKAMP, A (1-1).

Score by innings	1	2	3	4	5	6	7	8	9	EX	Total
New Mexico	24	37	37	28	18	27	14	31	16	1	233
Opponents	29	15	13	24	14	27	40	22	13	2	199

SANTA ANA STAR FIELD · ALBUQUERQUE, N.M.

Santa Ana Star Field has become one of the toughest places for opponents to play in college baseball as The University of New Mexico baseball team is 166-98-2 (.629) since returning to its former location on March 24, 2013 after nine seasons at Isotopes Park.

For decades the home of UNM baseball was known as Lobo Field, but thanks to a 10-year, \$1 million naming rights gift from Tamaya Enterprises, Lobo Field was rechristened Santa Ana Star Field on Dec. 11, 2015.

“We are delighted to strengthen our relationship with Tamaya Enterprises, who have been long-standing supporters of the Lobos,” said former UNM Vice President for Athletics Paul Krebs. “The field naming rights is a great example of their commitment to the community and provides us an opportunity for Lobo Athletics to

UNM BASEBALL AT SANTA ANA STAR FIELD

YEAR	W	L	T	.PCT
2013	14	2	0	.875
2014	23	8	1	.734
2015	20	10	0	.667
2016	19	8	0	.704
2017	19	10	0	.655
2018	11	14	1	.442
2019	14	16	0	.467
2020	9	1	0	.900
2021	9	6	0	.600
2022	11	13	0	.458
2023	17	10	0	.630
2024	18	10	0	.640
TOTALS	184	108	2	.630

That was the second major announcement regarding the facility in a three-week span in 2015 as on Nov. 20, the UNM Board of Regents approved construction for the \$2.3 million R.D. and Joan Dale Hubbard Clubhouse.

“This has been a long process, but I want to thank the Hubbards, Scott Grady and his family, our administration, Vice President for Athletics Paul Krebs, and everyone on main campus that helped this project,” UNM head coach Ray Birmingham said. “I could go on for hours thanking people because so many have
























helped make this possible.”

Santa Ana Star Field received a major upgrade that started before the 2013 season. It received a FieldTurf playing surface, upgraded scoreboard, dugouts, bullpens, and bleachers as a part of the first phase of the Santa Ana Star Field renovation. Further renovations and phases will enhance the concessions areas, the fan plaza between Santa Ana Star Field and the softball field, the press box and the bleachers. Lights were installed in the fall of 2013.

“We have lights because of (former Lobo) Dee Dennis and a bunch of guys who chipped in to help me and Dee do this,” Birmingham said. “This is Lobo Field. This is (the state of) New Mexico’s baseball field, at least that’s how I feel about it. ... There will not only be Lobo games on here, but there will also be state championship games here. We hope to bring in some great big tournaments over the years to this city and let our kids experience the world. We think New Mexico kids can get the rest of the experiences that the rest of the country has, then they will grow faster and realize they’re as good as anybody.”

Santa Ana Star Field is located south of The Pit. Exit off I-25, just south of the Big-I, at Avenida Cesar Chavez and head east. Turn right (south) on University Boulevard. The Pit and the UNM Ticket Office will be on the right. Turn right into the first entrance just past The Pit. Drive through The Pit parking lot, passing the Ticket Office on your right. Santa Ana Star Field will be on your left.

TV / PHOTO ROSTER





TOD BROWN

HEAD COACH

Tod Brown was named the 12th Lobo Baseball Head Coach on June 17, 2021. He enters the 2024 season in his third year at the helm.

In Brown's second season, the Lobos posted their best winning percentage in a full season since 2017 (.510), finishing fifth in the Mountain West standings (26-25, 13-17 MW) and leading the league in a variety of categories including team batting average (.328), runs (441), RBI (411), triples (24), home runs (87), slugging % (.559) and

on-base % (.406). UNM also improved from a 9.06 ERA as a team in Brown's first season to a 5.95 ERA — the program's lowest in a single season since 2016 — while averaging only 3.20 walks per nine innings, its fewest since 2014. Following the completion of that season, RHP Isaac Gallegos became the first UNM player coached by Brown to be selected in the MLB Draft, going in the 16th Round to the Atlanta Braves.

The 2023 Lobos ranked in the Top 10 in the country in a variety of team statistical categories:

No. 3 in Batting Average (.329)

No. 9 in Double Plays per Game (0.94)

No. 5 in Doubles Per Game (2.45)

No. 10 in Runs per Game (8.60)

No. 4 in Slugging Percentage (.560)

No. 5 in Triples (24) and Triples per Game (0.47)

No. 10 in Walks Allowed per Nine Innings (3.20)

Following the 2023 season, the Lobos also got three All-MW selections — first baseman Reed Spenrath was a first-team selection, while third baseman Dylan Ditzenberger and left fielder Lenny Junior Ashby were second-team selections. Ditzenberger went on to be named a CSC Academic All-American for his efforts on the field and in the classroom. Both UNM teams that Brown has coached (2022, 2023) have earned the ABCA Team Academic Excellence Award for their academic accomplishments.

In the 2022 season — Brown's first season in Albuquerque — UNM went 21-33 and finished sixth in the MW standings, with Lenny Junior Ashby and Jeffrey David named to the All-MW Second Team.

PRIOR TO UNM

Brown came to New Mexico after a successful 14 years and 341 wins with North Dakota State, where he currently sits as the second-winningest coach in program history and is the all-time leader in wins per season (24.4). In 2021, Brown led the Bison to the 2021 NCAA Tournament, winning its first Division I postseason game 6-1 over Mountain West opponent Nevada. In the same season, NDSU broke a school record with 20 Summit League victories, besting the previous record of 19 set by his 2017 team, and posted an overall record of 42-19. The Bison also led the nation with 25 road wins and set new school records in strikeouts (474) and putouts (1,567) in a single season.

Brown is no stranger to winning — he owns the two highest single season win totals in NDSU history (42 wins in 2021, 40 wins in 2012), and the only two 40+ win seasons by the program. Brown also owns three of the top-five single-season win totals in NDSU history. Under Brown's leadership, NDSU has played in five Summit League championship games, winning it outright in 2021 and 2014, and qualified for the league's baseball championship eight out of the last 11 years.

Brown took the helm of NDSU in 2008 and turned around a program that had faced three consecutive losing seasons, posting just 38 wins from 2005-07. In 2012, NDSU won a then-school-record 40 games, including an 8-2 win over a No. 5-ranked Arizona team that went on to win the 2012 College World Series. North Dakota State had a school-record .973 fielding percentage and posted a team ERA of 3.38, which was the program's lowest ERA in 37 years.

In 2016, the Bison posted a 29-25 overall record and set a new record for home wins at Newman Outdoor Field with 17 victories. In addition, North Dakota State set a new single season record in saves (17). NDSU defeated No. 19-ranked Minnesota on April 26 in Fargo, marking the second-ever win over an NCAA Division I top-25 opponent.

In the Summit League, Brown has coached two Summit League Players of the Year, one Summit League Newcomer of the Year, 46 All-Summit League selections, 22 Summit

THE BROWN FILE

Education

University of Arizona 1989-94

Coaching Experience

2008-2021 Head Coach North Dakota State
2022-Present Head Coach University of New Mexico

Career Coaching Record (Year-By-Year)

School	Year	Record	Win Pct.
NDSU	2008	15-30	.333
NDSU	2009	16-28	.372
NDSU	2010	22-30	.423
NDSU	2011	22-32	.407
NDSU	2012	40-20	.667
NDSU	2013	26-27	.491
NDSU	2014	25-26	.490
NDSU	2015	21-30	.412
NDSU	2016	29-25	.537
NDSU	2017	31-25	.554
NDSU	2018	26-24	.520
NDSU	2019	19-24	.442
NDSU	2020*	8-9	.471
NDSU	2021	42-19	.689
NDSU	14 yrs	341-350	.493
UNM	2022	21-33	.390
UNM	2023	26-25	.541
UNM	2024	23-20	.548
UNM	3 yrs	70-78	.476
Career	17 yrs	411-428	.490

*Incomplete season due to COVID-19

League Players of the Week, and 30 Summit League Pitchers of the Week. Under his leadership, Brown has also led players to two Collegiate Baseball Freshmen All-America selections and two College Baseball National Players of the Week.

Not only does Brown produce talent on the field, but also in the classroom. During his tenure at NDSU, Brown has had three NCAA Postgraduate Scholarship Winners, one Senior CLASS Award All-America, one CoSIDA Academic All-America Athlete of the Year, nine CoSIDA Academic All-America selections, 11 CoSIDA Academic All-District selections, one Summit League Scholar-Athlete of the Year, 16 Summit League Academic All-League selections, and was twice honored by NCAA with Public Recognition for perfect APR scores (2012-13 and 2015-16).

The Tucson, Ariz. native, was a left-handed pitcher for the Arizona Wildcats from 1989-94, leading the team in 1992 to a Pac-10 Championship. In 1993 he won six games and saved eight, setting a record with 35 appearances as Arizona fell one game short of Omaha. Brown then made a career out of coaching college ball in the northern tier of the country. He came to NDSU after eight seasons in Ohio as the pitching coach and recruiting coordinator for Bowling Green State University.

During this time, he recruited or helped develop eight players who have reached the major leagues, including former UNM pitching standout Jamie Vermilyea, who played for the Lobos from 2001-03. This list also includes Jay Flaa, who made his MLB debut this year, J.J. Hardy and pitcher Tim Wood from Sabino High School, in Tucson, Ariz., outfielder Shelley Duncan and pitchers Josh Pearce and Ben Diggins at the University of Arizona, and pitcher Burke Badenhop and outfielder Nolan Reimold from Bowling Green.

After two years as the pitching coach at Sabino High School in Tucson, Ariz., Brown began his collegiate coaching career in 1999 as a volunteer assistant for Arizona. He worked with pitchers and catchers and was the first-base coach for the Wildcats, who qualified for an NCAA regional.

Brown was also a head coach for the San Francisco Seals of the California Coastal Collegiate League in the summer of 1999, compiling a 43-29 record and making a fourth-place finish in the National Baseball Congress World Series.

Tod and his wife Janet have a 23-year old son, Brooks, and a 20-year old daughter, Blake.



MICHAEL LOPEZ

ASSISTANT COACH: PITCHING

Michael Lopez, who previously served as head coach at Howard Community College in Big Spring, Texas, joined the Lobos in the 2021-22 season as a pitching coach. Lopez joined the Lobo squad after spending two seasons at the helm of the Howard program, bolstering a 48-19 overall record.

In the second season with Lopez coordinating UNM's pitching, the team's ERA improved from

9.06 to 5.95 — UNM's lowest since 2016. UNM pitchers under Lopez also posted their lowest WHIP (1.59) since 2015 and fewest walks per nine innings (3.20) since 2014 in the process, with RHP Isaac Gallegos selected in the 2023 MLB Draft following the season's completion.

Under Lopez, two Howard Hawks were named to the 2021 All-Region V Baseball Team, including pitcher Kris Anglin, who led the league in strikeouts (103). Howard's Ethan Coombes was second in the league in strikeouts, retiring 82 throughout the season. Prior to becoming the head coach of the Hawks, Lopez spent three years as an assistant coach under previous head coach, Rob Martinez.

During his time at Howard College, Lopez worked primarily with the pitchers and served as the recruiting coordinator. He has had over 40 players sign with Division I

schools during his tenure, three players sign contracts with professional teams, and three players selected as NJCAA All-Americans.

Lopez originally came to Howard College after a one-year stint with a brand-new NAIA program, Marymount California University (MCU). During his one year at MCU, Lopez was named the associate head coach and helped with day-to-day recruiting. In the first year of the program, Lopez helped the Mariners win the CAL PAC Conference Championship and reach the 2016 West Grouping Championship. Lopez had three players selected to the 2016 All-California Pacific Conference Team while also coaching the CAL PAC conference player of the year and the CAL PAC Freshman of the year.

Prior to coaching at Marymount California University, Lopez was the volunteer assistant coach for two seasons at the University of Arizona under head coach Andy Lopez. Lopez assisted with the pitchers during practices and helped run the bullpen during games. Off the field, his job consisted of preparing scouting reports on opposing teams, directing the Andy Lopez Baseball Camp, and assisting with recruiting. Lopez's collegiate career in baseball includes four years (2009-2012) at the University of Arizona. Lopez was named captain of the 2012 team, which won the NCAA National Championship in Omaha, Nebraska.

Lopez graduated from The University of Arizona in 2013 with a bachelor's degree in family studies.



MATT RISDON

ASSISTANT COACH / RECRUITING COORDINATOR

Matt Risdon joined the Lobo Family in 2022 as a volunteer assistant coach, and he currently serves recruiting coordinator and assistant coach. Risdon was previously at Lenoir-Rhyne University for three seasons. Risdon was a Division I catcher at Western Illinois for two seasons and served on the coaching staff for the Fighting Leathernecks from August 2015-July 2019.

Last season, Risdon-coached hitters posted

UNM's highest team batting average since 2013 (.328) — good for best in the conference and No. 3 in NCAA D-I — while leading the MWC in OPS, hits, runs, triples, RBI and home runs. The Lobos' .974 fielding percentage in 2022 was the second-best in program history and best in the MWC, and their 48 double plays turned was the most in the conference.

In 2022, Risdon helped Lenoir-Rhyne University to the best season in program history with a 46-13 overall record and a record 25 wins at home. The Bears would post a 19-game winning streak, the longest in program history, and were ranked as high as

No. 11 in the nation. The Bears would capture just the third SAC Tournament title in program history and advanced to just the second NCAA Tournament appearance in team history. Risdon was the catching coach and assisted with hitting and recruiting. In 2022 the Bears broke multiple offensive records such as: home runs, runs, RBIs, walks, HBPs, hits, as well as many other team records. The Bears season was capped off with their senior catcher, Nick Clarno, signing with the Atlanta Braves.

Risdon began his coaching career as the Director of Baseball Operations with WIU in August 2015 and served in that role for one season before being named the program's graduate assistant. After finishing his Master in Sports Management in May 2017, Risdon earned the title of assistant coach and recruiting coordinator prior to the 2018 campaign. Risdon was primarily responsible for catchers and assisted with hitting and infielders while also serving as the third base coach. Risdon helped with defensive positioning and discussed hitting approach with players during game review. Risdon also helped with administrative duties such as: travel, team meals, fundraising, scouting, and monitoring student-athlete academic eligibility.

Risdon played in 40 career games for Western Illinois. He earned his bachelor's degree in exercise science in 2015.



JUSTIN MITCHELL

ASSISTANT COACH: HITTING

Justin Mitchell joined the Lobo Family in August of 2023 and he serves as assistant coach. He will handle UNM's catchers as well as hitting for head coach Tod Brown.

Mitchell spent the 2023 season as a graduate assistant coach at K-State under Pete Hughes. The 2023 Wildcats went 35-24 and advanced to the semifinals of the Big 12 Championship. His G.A. stint came after he

played one season at K-State, hitting .308 with five homers and 22 RBIs over 52 games, playing catcher as a grad transfer. Mitchell played four seasons at Oklahoma, where he graduated. Over his time he played in 116 games, hitting .261 with two homers and 38 RBIs. He recorded 991 career putouts as a catcher. He graduated from Oklahoma in 2022.

NEW MEXICO 2024 FIELDING STATS

Player	c	po	a	e	fld%	dp	sba	csb	sba%	pb	ci
26 MANSY, Luke	19	8	11	0	1.000	2	0	0	---	0	0
27 LOPEZ, David	16	3	13	0	1.000	0	7	0	1.000	0	0
47 OTT, Ethan	9	9	0	0	1.000	1	0	0	---	0	0
23 JACKSON, Jaren	5	0	5	0	1.000	0	6	1	.857	0	0
31 PENGELLY, Dayne	4	0	4	0	1.000	0	8	1	.889	0	0
39 CASTILLO, Ryan	3	0	3	0	1.000	0	3	1	.750	0	0
19 STILL, Justin	1	1	0	0	1.000	0	1	0	1.000	0	0
43 TRUJILLO, Gene	1	1	0	0	1.000	0	0	0	---	0	0
48 NEIL, Andrew	1	1	0	0	1.000	0	2	0	1.000	0	0
22 BAKER-LIVINGSTON,Be	1	0	1	0	1.000	0	0	0	---	0	0
29 HARDY, Wyatt	1	1	0	0	1.000	0	1	0	1.000	0	0
18 HOLLAND, Jake	302	270	30	2	.993	0	38	6	.864	3	0
30 SPENRATH, Reed	462	435	22	5	.989	48	0	0	---	0	0
11 STEPHENS, Sean	58	56	1	1	.983	0	0	0	---	0	0
24 SMITH, Kyle	100	94	4	2	.980	0	22	0	1.000	1	0
2 WEISSENBORN, Chase	109	29	77	3	.972	25	0	0	---	0	0
8 KINKADE, Konner	176	67	104	5	.972	26	0	0	---	0	0
15 WALKER, Khalil	104	99	2	3	.971	0	0	0	---	0	0
12 ASBY, Will	95	91	0	4	.958	0	0	0	---	0	0
14 CARRIS, Akili	67	21	43	3	.955	2	0	0	---	0	0
3 DIXON, Devon	192	58	125	9	.953	30	0	0	---	0	0
4 WOOD, Tye	71	65	1	5	.930	0	0	0	---	0	0
10 MUNGUIA, Austin	9	8	0	1	.889	0	0	0	---	0	0
34 BARNHOUSE, Josh	6	1	4	1	.833	0	6	1	.857	0	0
40 BANNISTER, Wil	11	3	6	2	.818	0	3	1	.750	0	0
9 MCALISTER, Josh	54	7	37	10	.815	5	0	0	---	0	0
33 PURSER, Daxton	5	0	4	1	.800	0	5	4	.556	0	0
13 RUSSELL, Brett	3	1	1	1	.667	0	11	0	1.000	0	0
35 STEINKAMP, Arthur	8	3	2	3	.625	0	6	0	1.000	0	0
6 MCBROOM, Brian	0	0	0	0	.000	0	1	0	1.000	0	0
38 LEHMBECK, Blake	0	0	0	0	.000	0	0	0	---	0	0
41 ROMERO, Blane	0	0	0	0	.000	0	0	0	---	0	0
17 MOGEN, Cristian	0	0	0	0	.000	0	0	0	---	0	0
Totals	1893	1332	500	61	.968	50	60	9	.870	4	0
Opponents	1817	1315	447	55	.970	46	45	13	.776	3	0

Hitting minimums - 1 Games 1 AB 2.0 AB/Game 1 TPA 2.0 TPA/Game

Pitching minimums - 1 Games 1.0 IP/Game

NEW MEXICO 2024 OVERALL STATS

Record: 28-24 Home: 18-10 Away: 8-12 Neutral: 2-2 MW: 17-13

Player	avg	gp-gs	ab	r	h	2b	3b	hr	rbi	tb	slg%	bb	hp	so	gdp	ob%	sf	sh	sb-att	po	a	e	fld%	
15 WALKER, Khalil	.390	48-41	154	42	60	11	0	3	19	80	.519	30	2	23	2	.492	1	6	2-5	99	2	3	.971	
18 HOLLAND, Jake	.385	42-41	161	46	62	15	2	16	59	129	.801	19	5	29	5	.448	7	0	0-0	270	30	2	.993	
30 SPENRATH, Reed	.350	52-51	203	54	71	18	4	14	50	139	.685	39	2	57	3	.459	0	0	5-5	435	22	5	.989	
12 ASBY, Will	.340	52-50	206	59	70	17	2	12	59	127	.617	30	6	27	0	.427	6	1	1-2	91	0	4	.958	
4 WOOD, Tye	.327	49-47	153	44	50	7	4	3	32	74	.484	39	15	36	5	.495	3	0	20-23	65	1	5	.930	
8 KINKADE, Konner	.305	45-37	151	31	46	8	0	0	28	54	.358	15	8	24	3	.390	3	7	1-1	67	104	5	.972	
14 CARRIS, Akili	.300	33-29	110	21	33	9	0	0	27	42	.382	6	0	22	2	.331	2	2	1-1	21	43	3	.955	
24 SMITH, Kyle	.296	35-26	108	28	32	8	0	3	24	49	.454	16	8	20	4	.421	1	0	2-3	94	4	2	.980	
3 DIXON, Devon	.228	49-38	136	32	31	7	1	3	25	49	.360	27	2	33	6	.361	1	1	1-1	58	125	9	.953	

47 OTT, Ethan	.337	29-22	83	18	28	7	0	4	23	47	.566	12	4	24	1	.440	1	0	0-0	9	0	0	1.000	
2 WEISSENBORN, Chase	.337	26-26	89	13	30	4	0	2	21	40	.449	8	2	25	0	.400	1	0	0-0	29	77	3	.972	
43 TRUJILLO, Gene	.318	24-8	44	13	14	3	0	4	13	29	.659	7	1	15	0	.415	1	0	0-0	1	0	0	1.000	
11 STEPHENS, Sean	.303	38-21	89	18	27	2	2	0	14	33	.371	13	5	17	2	.421	0	0	9-14	56	1	1	.983	
9 MCALISTER, Josh	.278	29-24	97	19	27	3	1	5	18	47	.485	12	1	29	3	.360	1	2	3-3	7	37	10	.815	
10 MUNGUIA, Austin	.250	6-0	4	0	1	0	0	0	0	1	.250	0	0	2	0	.250	0	0	0-0	8	0	1	.889	
26 MANSY, Luke	.194	14-7	31	8	6	1	0	0	3	7	.226	12	0	5	0	.419	0	1	0-0	8	11	0	1.000	
48 NEIL, Andrew	.000	4-0	0	2	0	0	0	0	0	0	.000	0	0	0	0	.000	0	0	0-0	1	0	0	1.000	
Totals	.323	52	1819	448	588	120	16	69	415	947	.521	285	61	388	36	.426	28	20	45-58	1332	500	61	.968	
Opponents	.320	52	1863	428	596	138	24	66	391	980	.526	231	67	379	41	.409	26	12	60-69	1315	447	55	.970	

LOB - Team (450), Opp (439). DPs turned - Team (50), Opp (46). IBB - Team (3), MCALISTER, J 2, SPENRATH, R. 1. Picked off - STEPHENS, S. 2, WALKER, K. 2, KINKADE, K. 2, WEISSENBORN 1, WOOD, T. 1.

(All games Sorted by Earned run avg)

Player	era	w-l	app	gs	cg	sho	sv	ip	h	r	er	bb	so	2b	3b	hr	b/avg	wp	hp	bk	sfa	sha
13 RUSSELL, Brett	5.80	4-3	15	7	0	0/0	0	54.1	56	42	35	15	40	14	2	8	.259	7	6	0	1	0
27 LOPEZ, David	7.71	4-2	14	11	0	0/0	0	65.1	92	63	56	28	45	23	1	8	.332	7	8	0	3	4

17 MOGEN, Cristian	0.00	1-0	1	0	0	0/0	0	2.0	2	0	0	0	0	1	0	0	.250	0	0	0	0	0
22 BAKER-LIVINGSTON,Be	3.00	0-0	2	2	0	0/0	0	6.0	6	2	2	1	8	1	0	0	.286	1	2	0	1	0
40 BANNISTER, Wil	5.69	2-0	21	5	0	0/0	3	49.0	56	33	31	22	28	10	2	8	.281	6	5	0	2	1
33 PURSER, Daxton	5.82	1-2	11	7	0	0/0	0	34.0	33	25	22	26	36	9	1	2	.252	3	8	2	0	1
19 STILL, Justin	6.08	1-0	14	0	0	0/0	1	13.1	15	11	9	15	11	2	1	1	.300	2	4	0	1	0
31 PENGELLY, Dayne	6.94	4-4	12	10	0	0/1	0	48.0	71	47	37	34	55	16	3	6	.338	11	8	2	1	3
35 STEINKAMP, Arthur	7.29	4-1	23	0	0	0/1	0	42.0	56	38	34	15	24	16	5	2	.320	3	6	0	3	0
34 BARNHOUSE, Josh	8.92	2-3	18	4	0	0/0	1	35.1	51	37	35	17	34	12	2	10	.349	2	2	0	5	2
6 MCBROOM, Brian	9.19	1-0	17	0	0	0/0	3	15.2	20	16	16	8	11	4	1	4	.303	0	4	1	2	0
23 JACKSON, Jaren	9.55	3-5	23	2	0	0/0	1	43.1	71	49	46	24	46	14	2	10	.362	6	7	0	4	1
39 CASTILLO, Ryan	11.95	1-3	10	2	0	0/0	0	20.1	37	29	27	6	22	10	2	3	.402	3	4	0	2	0
38 LEHMBECK, Blake	13.50	0-0	2	0	0	0/0	0	2.0	6	3	3	1	2	2	1	0	.500	2	0	0	0	0
48 NEIL, Andrew	18.00	0-0	5	1	0	0/0	0	4.0	3	11	8	13	5	0	1	0	.200	3	3	1	1	0
29 HARDY, Wyatt	20.00	0-1	8	1	0	0/0	1	9.0	21	20	20	4	12	4	0	4	.438	1	0	0	0	0
41 ROMERO, Blane	54.00	0-0	1	0	0	0/0	0	0.1	0	2	2	2	0	0	0	0	.000	0	0	0	0	0
Totals	7.74	28-24	52	52	0	1/1	10	444.0	596	428	382	231	379	138	24	66	.320	57	67	6	26	12
Opponents	8.25	24-28	52	52	2	2/1	8	438.1	588	448	402	285	388	120	16	69	.323	47	61	5	28	20

PB - Team (4), HOLLAND, J. 3, SMITH, K. 1, Opp (3). Pickoffs - Team (4), PURSER, D. 1, BARNHOUSE, J 1, RUSSELL, B. 1, BANNISTER, W 1, Opp (7). SBA/ATT - HOLLAND, J. (38-44), SMITH, K. (22-22), RUSSELL, B. (11-11), PENGELLY, D. (8-9), PURSER, D. (5-9), LOPEZ, D. (7-7), BARNHOUSE, J (6-7), JACKSON, J. (6-7), STEINKAMP, A (6-6), CASTILLO, R. (3-4), BANNISTER, W (3-4), NEIL, A. (2-2), HARDY, W. (1-1), MCBROOM, B. (1-1), STILL, J. (1-1).