



# NEW MEXICO LOBOS

## 2024 BASEBALL GAME NOTES

X @UNMLOBOBASEBALL | #GOLOBOS | GOLOBOS.COM

### GAMES 44-46: AT UNLV, MAY 3-5



#### NEW MEXICO (23-20, 12-9 MW)

Head Coach: Tod Brown (70-78, 3rd season) [411-428 (.490) overall]  
2024 Home: 16-9 | 2024 Away: 5-9 | 2024 Neutral: 2-2 | Streak: L 1  
2023 Record: 26-25 (13-17 Mountain West)



#### AT UNLV (24-20, 10-14 MW)

Head Coach: Stan Stolte  
2024 Home: 15-8 | 2024 Away: 9-11 | 2024 Neutral: 0-1 | Streak: W 1  
2023 Record: 21-30 (12-18 MW)

### PROBABLE STARTERS

#### GAME 1 - FRI, MAY 3, 7 P.M. MT

TM	NO.	NAME
UNLV	21	Austin Cates, RHP
UNM	31	Dayne Pengelly, RHP

**STATS**  
(2.75 ERA, 6-3, 72.0 IP, 13 BB, 93 K)  
(8.27 ERA, 3-4, 32.2 IP, 24 BB, 38 K)

#### GAME 2 - SAT, MAY 4, 7 P.M. MT

TM	NO.	NAME
UNLV	2	LJ Mercurius, RHP
UNM	13	Brett Russell, RHP

**STATS**  
(4.01 ERA, 0-1, 24.2 IP, 7 BB, 20 K)  
(6.39 ERA, 4-0, 38.0 IP, 10 BB, 32 K)

#### GAME 3 - SUN, MAY 5, 1 P.M. MT

TM	NO.	NAME
UNLV	16	Carson Lane, RHP
UNM		TBA

**STATS**  
(6.55 ERA, 0-1, 33.0 IP, 12 BB, 21 K)

### LEADING OFF...

- New Mexico Baseball puts its recent hot streak to the test with a weekend rematch with UNLV (24-20, 10-14 MW) in Mountain West action in Vegas this weekend, looking to maintain its grip on second place in the league standings.
  - The Lobos (23-20, 12-9 MW) had their four-game win streak snapped after New Mexico State rallied to take Tuesday's midweek matchup 10-8, but have still won seven of their last 10 since snapping an eight-game losing streak with a win over first-place Fresno State on April 14. UNM won all three matchups in their first meeting with the Rebels this season at home for the Lobos' first three-game sweep of UNLV since 2017, matching the program record for single-game runs in a series-clinching Game Two (31-15) and winning on a ninth-inning two-run double from Reed Spenrath in the finale to secured the sweep (8-6).
  - Another weekend sweep of the Rebels would match last season's 26 wins for most in a season with Head Coach Tod Brown at the helm and be the first time they've swept both the home and away series since 2017.
  - UNM jumped from tied for fourth to sole possession of second place in the league standings after sweeping San Diego State at home last weekend (8-4, 19-5, 9-7), rallying from down six in the finale to win on a walk-off grand slam in the bottom of the ninth from Devon Dixon. As a result, the Lobos swept the Mountain West Weekly Awards released Monday,
- with Will Asby being named Player of the Week, Brett Russell Pitcher of the Week and Gene Trujillo Freshman of the Week.
  - With three weekend series left to play for the Lobos, they sit two games behind first-place Fresno State (27-17, 14-7 MW) and 0.5 games ahead of Nevada (20-22, 13-11 MW) and San Jose State (18-25, 13-11 MW), both tied for third. UNM needs to finish in the Top Four in the league standings to secure their first MW Tournament berth since 2017 – they'll face the Wolf Pack next weekend at home May 10-12 before a road series with the Spartans (May 16-18) to close out the regular season. In their first meetings this season, UNM took two of three from the Spartans (13-16, 7-5, 17-4) at home but dropped two against the Wolf Pack on the road (2-13, 3-4, 10-8).
  - The Lobos found their rhythm at the plate over a 4-0 week last week in which they batted .395 with a 1.161 team OPS – they've racked up double-digit hits in seven games in a row and hit three grand slams in their last five, all while holding opponents to seven or fewer runs in seven of their last 10. The Aggies' two-run walk-off bomb in the ninth on Tuesday snapped a four-game streak of games in which the Lobos' held their opponents to single-digit runs.
  - Khalil Walker's hot bat has been a large reason why – the junior outfielder has now finished with multiple hits

CONTINUED ON PAGE 2

### 2024 SCHEDULE

HOME: 16-9 AWAY: 5-9 NEUTRAL: 2-2

DATE	OPPONENT	TIME/RESULT
2/16	Oregon State <sup>^</sup>	L, 6-15
2/17	CSU Bakersfield <sup>^</sup>	W, 4-3
2/18	Minnesota <sup>^</sup>	L, 2-11
2/19	CSU Bakersfield <sup>^</sup>	W, 6-2
2/22	<b>S. Dakota St.</b>	<b>L, 5-11</b>
2/23	<b>S. Dakota St.</b>	<b>W, 12-11</b>
2/24	<b>S. Dakota St.</b>	<b>W, 9-8</b>
2/24	<b>S. Dakota St.</b>	<b>W (7), 13-2</b>
3/1	Hofstra	L, 9-10
3/2	Hofstra	L, 15-16
3/2	Hofstra	W, 11-7
3/3	Hofstra	W, 9-6
3/5	Texas Tech	L, 8-11
3/8	UNLV*	W, 7-6
3/9	UNLV*	W, 31-15
3/10	UNLV*	W, 6-5
3/12	Arizona State	W, 6-4
3/15	Nevada*	L, 2-13
3/16	Nevada*	L, 3-4
3/17	Nevada*	W, 10-8
3/19	<b>New Mexico St.</b>	<b>W (7), 14-4</b>
3/22	<b>San Jose St.*</b>	<b>L, 13-16</b>
3/23	<b>San Jose St.*</b>	<b>W, 7-5</b>
3/24	<b>San Jose St.*</b>	<b>W (7), 17-4</b>
3/28	San Diego St.*	W, 5-2
3/29	San Diego St.*	L, 6-8
3/30	San Diego St.*	L (7), 0-13
4/2	Arizona	L, 1-9
4/5	<b>Sam Houston St.</b>	<b>L, 14-23</b>
4/7	<b>Sam Houston St.</b>	<b>L, 3-14</b>
4/9	New Mexico St.	L, 2-10
4/12	<b>Fresno State*</b>	<b>L, 5-10</b>
4/13	<b>Fresno State*</b>	<b>L, 19-23</b>
4/14	<b>Fresno State*</b>	<b>W, 6-2</b>
4/16	<b>CSU-Pueblo</b>	<b>W, 3-1</b>
4/19	Air Force*	L, 3-12
4/20	Air Force*	W, 6-5
4/21	Air Force*	L, 7-18 (7)
4/23	Texas Tech	W, 17-3
4/26	<b>San Diego St.*</b>	<b>W, 8-4</b>
4/27	<b>San Diego St.*</b>	<b>W, 19-5</b>
4/28	<b>San Diego St.*</b>	<b>W, 9-7</b>
4/30	New Mexico St.	L, 2-10
5/3	UNLV*	7:05 p.m.
5/4	UNLV*	3:05 p.m.
5/5	UNLV*	1:05 p.m.
5/7	<b>New Mexico St.</b>	<b>6 p.m.</b>
5/10	<b>Nevada*</b>	<b>6 p.m.</b>
5/11	<b>Nevada*</b>	<b>2 p.m.</b>
5/12	<b>Nevada*\$</b>	<b>12 p.m.</b>
5/16	San Jose St.*	7:05 p.m.
5/17	San Jose St.*	3:05 p.m.
5/18	San Jose St.*	1:05 p.m.

<sup>^</sup> - Sanderson Ford College Baseball Classic

\* - Mountain West Conference Game

\$ - Senior Day

Home Games in **Bold**



REGIONAL APPEARANCES

1962	2010	2011
2012	2013	2016



REGULAR SEASON CHAMPIONS  
TOURNAMENT CHAMPIONS

1962	2000	2011
2011	2012	2013
2014	2016	2017

## UNIVERSITY OF NEW MEXICO

Location	Albuquerque, N.M.
Founded	1889
Enrollment	8,800
Nickname	Lobos
Colors	Cherry and Silver
Affiliation	NCAA Division I
Conference	Mountain West
President	Garnett Stokes
Director of Athletics	Eddie Nunez
Faculty Representative	Karen Gaudreault
Athletic Dept. Phone	(505) 925-5521
Ticket Operations	(505) 925-5627

## BASEBALL STADIUM

Home Field	Santa Ana Star Field
Capacity	1,000
Dimensions	338 (LF); 408 (LC); 420 (CF); 408 (RC) 338 (RF)

## UNM BASEBALL HISTORY

First Season	1899
Overall Record	1,956-1,809-18 (.519)
Overall MW Record	349-269-1 (.564)
Years in NCAA Postseason	6 (1962, 2010, '11, '12, '13, '16)
Conference Titles	7 (1962, 2000, '11, '12, '13, '14, '17)
Conference Tournament Titles	3 (2011, '12, '16)

## COACHING STAFF

Head Coach	Tod Brown
Phone	(505) 925-5500
Email	todbrown21@unm.edu
Years at UNM	3rd season
Record at UNM	70-78 (3 yr.)
Overall Record	411-428 (17 yrs.)
Pitching Coach	Michael Lopez
Phone	(505) 925-5500
Email	mlopez41@unm.edu
Years at UNM	3rd season
Asst. Coach/Recruiting Coord.	Matt Risdon
Phone	(847) 630-6105
Email	mrison@unm.edu
Years at UNM	2nd season
Assistant Coach/Hitting	Justin Mitchell
Years at UNM	1st season
Athletic Trainer	Robert Rimorin

## 2023 REVIEW

Overall Record	26-25
MWC Record (Finish)	13-17 (5th)
Home Record	17-10
Away Record	6-14
Neutral Record	3-1
Starters Returning/Lost	7/6
Pitchers Returning/Lost	8/8
Letterwinners Returning/Lost	15/19
Newcomers	24

## THROUGH THE ORDER (LAST WEEK'S LINEUP)

NO.	PLAYER	YR/POS	BA	SLG	OBP	R	H	2B	3B	HR	RBI	BB/SO
8	Konner Kinkade	SR/INF	.322	.374	.413	25	37	6	0	0	26	13/16
12	Will Asby	SR/OF	.339	.625	.433	46	57	14	2	10	47	25/19
18	Jake Holland	SR/C	.370	.803	.415	36	47	14	1	13	48	11/26
30	Reed Spenrath	SR/1B	.341	.652	.457	43	56	16	4	9	35	33/48
24	Kyle Smith	SR/C	.304	.489	.440	27	27	8	0	2	23	15/15
4	Tye Wood	JR/OF	.317	.452	.480	33	40	7	1	3	28	30/30
9	Josh McAlister	JR/INF	.272	.489	.358	18	25	3	1	3	17	12/28
2	Chase Weissenborn	SR/INF	.309	.418	.397	5	17	3	0	1	15	6/16
15	Khalil Walker	JR/OF	.423	.545	.526	37	52	9	0	1	15	26/18

## OTHER KEY HITTERS

3	Devon Dixon	SR/INF	.231	.366	.350	29	31	7	1	3	23	23/32
14	Akili Carris	SO/INF	.308	.372	.353	18	24	5	0	0	18	6/18
11	Sean Stephens	SR/OF	.305	.358	.430	12	24	2	2	0	13	13/15
43	Gene Trujillo	DH	.359	.744	.458	13	14	3	0	4	13	7/13

in each of his last five games and is riding a team-best 14-game hit streak. Walker moved up to No. 5 in the nation in batting average heading into this weekend (.423) and No. 16 in on base percentage (.526). He had three of UNM's 10 hits in Tuesday's midweek game.

- Heading into this weekend, UNM is batting .322 on the season as a team with an OPS of .945 while averaging 9.17 runs and 12.00 hits per nine innings to lead the league in batting average, slugging, on base percentage, runs, hits, RBI, total bases and walks. Khalil Walker (.423) and Jake Holland (.370) have the No. 1 and No. 3 batting averages in the Mountain West -- Holland also leads the league in slugging (.803) and ranks fourth in RBI (48) and second in HR (13) while Walker leads the league in OBP (.526). Reed Spenrath leads the league in triples (4) and ranks sixth in slugging (.652). Tye Wood ranks third in OBP behind Walker at .480 with the second-most stolen bases (13).

- UNM also ranks No. 8 in all of D-I college baseball in batting average (.322), No. 10 in team on-base percentage (.429), No. 16 in doubles per game (2.37), No. 18 in total hits (479), No. 29 in base on balls (243), No. 31 in runs scored (366), No. 32 in DP per game (0.88), No. 33 in total double plays (38) and No. 37 in slugging (.516).

## ALL-TIME SERIES

UNM trails the all-time series 89-102, holding a 45-29 advantage over the Rebels at home with a 42-73 record against them in Vegas. The Lobos only faced UNLV for one series last season, taking a game off the Rebels but dropping the series (13-5, 5-7, 3-8). UNM's sweep in March was the first series win over the Rebels since 2019 -- Head Coach Tod Brown is 5-7 against UNLV in his tenure at UNM.

## LOBOS SWEEP MOUNTAIN WEST WEEKLY AWARDS

Following a 4-0 week capped off by their second weekend series sweep of the season, the Lobos swept the Mountain West Weekly Awards for the week of April 22-28. Will Asby was named MW Player of the Week, Brett Russell was named MW Pitcher of the Week and Gene

Trujillo was named Freshman of the Week, the league announced Monday.

## MW PLAYER OF THE WEEK - WILL ASBY

Asby batted .526 over UNM's 4-0 week, driving in eight RBI in that span to tie for most on the team with Chase Weissenborn. He hit his third grand slam of the season against Tech -- his second homer that game -- to finish with 6 RBI and 4 runs in a 4-for-6 outing against the Red Raiders. He followed with a double and a triple against the Aztecs later in the week.

Asby's third grand slam of the season matched a single-season program record set in 1995.

In total, the senior transfer by way of the Bay Area posted an OPS of 1.545 over the week with 1.000 slugging and .545 on-base percentages -- he finished with multiple hits and an RBI in each of UNM's first two games with the Aztecs as they rolled to clinch the series. Added another base knock in the finale as the Lobos rallied to walk the Aztecs off in the ninth.

## MW PITCHER OF THE WEEK - BRETT RUSSELL

Russell shut down the Aztecs' bats for a career-high seven scoreless innings in UNM's 19-5 win over San Diego State on Saturday to clinch the weekend series -- the Lobos' first series win over the Aztecs since 2019 and first at home since 2016.

Russell retired his first nine batters faced and only allowed four runners on base over seven shutout frames, never allowing more than one runner aboard in a single inning. He finished with seven strikeouts in that span, walking one while only being tagged for three hits in total -- all on just 92 pitches (60 strikes). He only needed to face 24 batters to produce 21 outs, inducing 8 flyouts and five grounders.

## MW FRESHMAN OF THE WEEK - GENE TRUJILLO

Trujillo came up with two huge hits in four pinch ABs over the Lobos' 4-0 week, mashing a three-run homer to lead the Lobos in RBI in their 19-5 series-clinching win over San Diego State on Saturday and adding a double as the Lobos rallied to take the finale on Sunday. Trujillo drew a walk in both games.

## LAST TIME OUT (AT NMSU, 4/30)

CONTINUED ON PAGE 3

## PRESEASON MWC COACHES' POLL

### 2024 Predicted Order of Finish

RANK	SCHOOL	POINTS
1.	San José State (4)	33
2.	Fresno State (2)	28
3.	Air Force (1)	27
4.	San Diego State	19
5.	<b>New Mexico</b>	15
5.	UNLV	15
7.	Nevada	10

## PRESEASON ALL-MOUNTAIN WEST

Name	Yr.	Pos.	Institution
Sam Kulasingam	Sr.	INF	Air Force
Jay Thomason	Sr.	INF	Air Force
Jake Dixon	GR.	P	Fresno State
Murf Gray	So.	INF	Fresno State
Tommy Hopfe	Jr.	UTL	Fresno State
<b>Reed Spenrath</b>	<b>Sr.</b>	<b>INF</b>	<b>New Mexico</b>
Chris Canada	Jr.	P	San Diego State
Omar Serrano	Jr.	P	San Diego State
Hunter Dorraugh	Sr.	INF	San José State
Robert Hamchuk	Sr.	OF	San José State
Theo Hardy	Sr.	INF	San José State
Mickey Thompson	Sr.	P	San José State
Rylan Charles	Sr.	OF	UNLV

# 2024 NEW MEXICO BASEBALL ROSTER

NO.	NAME	POS.	HT.	WT.	B/T	YR.	HOMETOWN/PREV SCHOOL
1	Jordan Martinez	RHP	5-11	185	R/R	SO	Albuquerque, NM / Sandia HS
2	Chase Weissenborn	INF	5-11	185	R/R	SR	Albuquerque, NM / Albuquerque Academy
3	Devon Dixon	INF	6-1	185	R/R	SR	Phoenix, AZ / Mountain Pointe HS / C. Arizona Coll.
4	Tye Wood	OF	5-11	185	S/L	JR	Gardner, KS / Gardner Edgerton HS / Iowa Western
5	Cooper Brass	INF	5-10	170	R/R	FR	Chandler, AZ / Hamilton HS
6	Brian McBroom	RHP	6-0	180	R/R	SR	Oakley, CA / Freedom HS / Howard Coll.
7	Derek Montijo	INF/OF	6-0	175	R/R	FR	Rio Rico, AZ / Nogales HS
8	Konner Kinkade	INF	5-10	190	R/R	SR	Pullman, WA / Pullman HS / CSU Bakersfield / Orange Coast Coll.
9	Josh McAlister	INF	6-2	185	R/R	JR	Homewood, IL / Flossmoor HS / Ohio State
10	Austin Munguia	C	5-10	190	R/R	JR	Round Rock, TX / Round Rock HS / Cisco College
11	Sean Stephens	OF	5-11	190	R/R	SR	Forney, TX / Forney HS / Odessa College
12	Will Asby	OF	5-11	200	L/R	SR	Sacramento, CA / Jesuit HS / Sacramento City Coll. / San Francisco
13	Brett Russell	RHP	6-0	200	R/R	SR	Enid, OK / Enid HS / Seminole St. Coll.
14	Akili Carris	INF	6-2	185	R/R	SO	Albuquerque, NM / La Cueva HS
15	Khalil Walker	OF	5-10	170	L/L	JR	Mansfield, TX / Mansfield Timberview HS / E. Arizona Coll.
17	Cristian Mogen	RHP	6-0	180	R/R	FR	Peoria, AZ / Centennial HS
18	Jake Holland	C	6-4	235	R/R	SR	Orlando, FL / Montverde Academy / Georgia Tech / Chipola Coll.
19	Justin Still	LHP	6-3	215	L/L	JR	Chandler, AZ / Perry HS
20	Luke Banister	C	5-10	200	R/R	JR	Round Rock, TX / Hutto HS / Temple Coll. / Cleveland Coll.
22	Ben Baker-Livingston	RHP	6-2	185	R/R	JR	Richardson, TX / Plano East HS
23	Jaren Jackson	LHP	6-3	225	L/L	SR	Albuquerque, NM / Cleveland HS / Pima CC
24	Kyle Smith	C	6-0	205	R/R	SR	Wilmington, NC / New Hanover HS / St. Johns River St. Coll.
25	Luke Wiseman	RHP	6-0	215	R/R	JR	Wylie, TX / Wylie HS / Odessa Coll.
26	Luke Mansy	INF/OF	5-10	180	L/R	SO	San Diego, CA / St. Augustine HS / Santa Clara / Grossmont Coll.
27	David Lopez	RHP	6-2	220	R/R	JR	Mission, TX / Sharyland Pioneer HS / Wharton County JC
29	Wyatt Hardy	RHP	6-2	185	R/R	JR	Valor, CO / Valor Christian / Pima CC
30	Reed Spenrath	1B/OF	6-5	230	L/R	SR	El Campo, TX / El Campo HS / Texas A&M / Cisco Coll. / TCU
31	Dayne Pengelly	RHP	6-2	195	L/R	JR	Rio Rancho, NM / Cleveland HS / Pima CC
33	Daxton Purser	LHP	6-1	225	L/L	JR	Providence, UT / Ridgeline HS / Salt Lake CC
34	Josh Barnhouse	RHP	6-5	220	R/R	JR	Prosper, TX / Prosper HS / Crowder College
35	Arthur Steinkamp	LHP	6-0	180	L/L	SR	Los Alamos, NM / Los Alamos HS
38	Blake Lehmbeck	RHP	6-1	195	R/R	FR	Tucson, AZ / Canyon Del Oro HS
39	Ryan Castillo	RHP	6-2	180	R/R	FR	Los Lunas, NM / Los Lunas HS
40	Wil Bannister	RHP	6-3	205	R/R	SR	Las Cruces, NM / Centennial HS / New Mexico St. / Pima CC
41	Blane Romero	RHP	6-0	180	R/R	SR	Spring, TX / Oak Ridge HS / Sam Houston St.
43	Gene Trujillo	1B	6-5	230	L/R	FR	Albuquerque, NM / St. Pius X
44	Vascon Smith	OF	6-0	185	R/R	FR	Rio Rancho, NM / Rion Rancho HS
47	Ethan Ott	1B/OF	6-2	215	R/R	JR	Chesapeake, VA / Greenbriar Christian Academy / UNC Pembroke
48	Andrew Neil	RHP/INF	5-11	185	L/R	JR	Oakley, CA / Freedom HS / Folsom Lake CC
49	Cayne Killion	LHP	6-0	200	L/L	FR	Mesa, AZ / Red Mountain HS

## COACHING STAFF

**HEAD COACH:** Tod Brown (3rd season)

**ASSISTANT COACH/PITCHING:** Michael Lopez (3rd season)

**ASSISTANT COACH/RECRUITING COORDINATOR:** Matt Risdon (2nd season)

**ASSISTANT COACH/HITTING:** Justin Mitchell (1st season)

## PRONUNCIATIONS

2 – WIZE-en-born

3 – DEVV-in

7 – mon-TI-HO

8 – kinn-KADE

9 – micALister

10 – mun-jee-yuh

14 – uh-KILL-ee

15 – Kuhleel

17 – Mow-gen

27 – Dah-veed

31 – Pen-GHELL-ee

35 – stine-camp

38 – lem-beck

43 – Tru-hee-yo

44 – vas-kun

48 – neal

# 2024 NEW MEXICO OVERALL STATS

Record: 23-20 Home: 16-9 Away: 5-9 Neutral: 2-2 MW: 12-9

Date	Opponent	Score	Player	avg	slug	ob%	g	ab	r	h	2b	3b	hr	rbi	bb	so	sb	cs	e
2/16	vs #7 Oregon State	L 6-15	WALKER, Khalil	.423	.545	.526	39	123	37	52	9	0	2	15	26	18	2	3	3
2/17	vs CSU Bakersfield	w 4-3	HOLLAND, Jake	.370	.803	.415	33	127	36	47	14	1	13	48	11	26	0	0	2
2/18	vs Minnesota	L 2-11	SPENRATH, Reed	.341	.652	.457	43	164	43	56	16	4	9	35	33	48	4	0	3
2/19	vs CSU Bakersfield	w 6-2	ASBY, Will	.339	.625	.433	43	168	46	57	14	2	10	47	25	19	1	1	3
2/22	SOUTH DAKOTA STATE	L 5-11	KINKADE, Konner	.322	.374	.413	36	115	25	37	6	0	0	26	13	16	1	0	4
2/23	SOUTH DAKOTA STATE	w 12-11	WOOD, Tye	.317	.452	.480	40	126	33	40	7	2	2	28	30	30	13	3	4
2/24	SOUTH DAKOTA STATE	w 9-8	SMITH, Kyle	.304	.489	.440	29	92	27	28	8	0	3	23	15	15	1	1	2
2/24	SOUTH DAKOTA STATE	w 13-2	MCALISTER, Josh	.272	.489	.358	26	92	18	25	3	1	5	17	12	28	3	0	9
3/1	HOFSTRA	L 9-10	DIXON, Devon	.231	.366	.350	42	134	29	31	7	1	3	23	23	32	1	0	9
3/2	HOFSTRA	L 15-16	-----																
3/2	HOFSTRA	w 11-7	TRUJILLO, Gene	.359	.744	.458	20	39	13	14	3	0	4	13	7	13	0	0	0
3/3	HOFSTRA	w 9-6	OTT, Ethan	.322	.492	.453	22	59	12	19	4	0	2	15	11	20	0	0	0
3/5	#17 TEXAS TECH	L 8-11	WEISSENBORN, C	.309	.418	.397	17	55	5	17	3	0	1	15	6	16	0	0	2
*3/9	UNLV	w 7-6	CARRIS, Akili	.308	.372	.353	24	78	18	24	5	0	0	18	6	18	0	0	2
*3/9	UNLV	w 31-15	STEPHENS, Sean	.305	.378	.430	33	82	14	25	2	2	0	13	13	15	8	5	1
*3/10	UNLV	w 6-5	MUNGUIA, Austin	.250	.250	.250	6	4	0	1	0	0	0	0	2	0	0	0	1
3/12	at Arizona State	w 6-4	MANSY, Luke	.194	.226	.419	14	31	8	6	1	0	0	3	12	5	0	0	0
*3/15	at Nevada	L 2-13	NEIL, Andrew	.000	.000	.000	3	0	2	0	0	0	0	0	0	0	0	0	0
*3/16	at Nevada	L 3-4	Totals	.322	.516	.429	43	1489	366	479	102	13	54	339	243	321	34	13	53
*3/17	at Nevada	w 10-8	Opponents	.327	.544	.418	43	1551	376	507	118	21	59	342	201	321	58	9	48
3/19	NEW MEXICO STATE	w 14-4																	
*3/22	SAN JOSE STATE	L 13-16	LOB - Team (384), Opp (369). DPs turned - Team (38), Opp (34). IBB - Team (3),																
*3/23	SAN JOSE STATE	w 7-5	MCALISTER, J 2, SPENRATH, R. 1. Picked off - WALKER, K. 2, STEPHENS, S. 2,																
*3/23	SAN JOSE STATE	w 17-4	WEISSENBORN 1, WOOD, T. 1.																
*3/28	at San Diego State	w 5-2																	
*3/29	at San Diego State	L 6-8	<b>Player</b>	<b>era</b>	<b>w-l</b>	<b>app</b>	<b>gs</b>	<b>cg</b>	<b>sh</b>	<b>sv</b>	<b>ip</b>	<b>h</b>	<b>r</b>	<b>er</b>	<b>bb</b>	<b>so</b>	<b>avg</b>	<b>hr</b>	
*3/29	at San Diego State	L 0-13	BANNISTER, Wil	5.23	2-0	18	5	0	0	3	43.0	48	27	25	19	26	.276	5	
4/2	at Arizona	L 1-9	LOPEZ, David	8.47	3-2	11	8	0	0	0	51.0	74	53	48	21	34	.338	8	
4/5	SAM HOUSTON	L 14-23	-----																
4/7	SAM HOUSTON	L 3-14	MOGEN, Cristian	0.00	1-0	1	0	0	0	0	2.0	2	0	0	0	0	.250	0	
4/9	at New Mexico State	L 2-10	BAKER-LIVINGSTON	3.00	0-0	2	2	0	0	0	6.0	6	2	2	1	8	.286	0	
*4/12	FRESNO STATE	L 5-10	PURSER, Daxton	6.19	0-2	10	7	0	0	0	32.0	32	25	22	26	33	.258	2	
*4/13	FRESNO STATE	L 19-23	STILL, Justin	6.23	1-0	13	0	0	0	1	13.0	15	11	9	15	11	.306	1	
*4/14	FRESNO STATE	w 6-2	RUSSELL, Brett	6.39	4-0	12	4	0	0	0	38.0	38	29	27	10	32	.255	6	
4/16	CSU-PUEBLO	w 3-1	PENGELLY, Dayne	8.27	3-4	9	7	0	0	0	32.2	54	39	30	24	38	.362	6	
*4/19	at Air Force	L 3-12	BARNHOUSE, Josh	8.64	2-2	16	4	0	0	1	33.1	48	34	32	16	33	.345	9	
*4/21	at Air Force	w 6-5	STEINKAMP, Arthur	8.90	2-1	18	0	0	0	0	30.1	47	34	30	14	17	.353	2	
*4/21	at Air Force	L 7-18	MCBROOM, Brian	9.19	1-0	17	0	0	0	3	15.2	20	16	16	8	11	.303	4	
4/23	at Texas Tech	w 17-3	JACKSON, Jaren	10.35	3-5	18	2	0	0	1	35.2	62	44	41	22	39	.378	10	
*4/26	SAN DIEGO STATE	w 8-4	CASTILLO, Ryan	12.00	1-3	8	2	0	0	0	18.0	31	26	24	5	20	.388	2	
*4/27	SAN DIEGO STATE	w 19-5	LEHMBECK, Blake	13.50	0-0	2	0	0	0	0	2.0	6	3	3	1	2	.500	0	
*4/28	SAN DIEGO STATE	w 9-7	NEIL, Andrew	18.00	0-0	5	1	0	0	0	4.0	3	11	8	13	5	.200	0	
4/30	at New Mexico State	L 8-10	HARDY, Wyatt	20.00	0-1	8	1	0	0	1	9.0	21	20	20	4	12	.438	4	
			ROMERO, Blane	54.00	0-0	1	0	0	0	0	0.1	0	2	2	2	0	.000	0	
			Totals	8.31	23-20	43	43	0	0	10	366.0	507	376	338	201	321	.327	59	
			Opponents	8.14	20-23	43	43	1	1	6	359.1	479	366	325	243	321	.322	54	

\* = Conference game

PB - Team (4), HOLLAND, J. 3, SMITH, K. 1, Opp (3). Pickoffs - Team (4), PURSER, D. 1, BARNHOUSE, J 1, RUSSELL, B. 1, BANNISTER, W 1, Opp (6). SBA/ATT - HOLLAND, J. (36-42), SMITH, K. (22-22), RUSSELL, B. (10-10), PENGELLY, D. (8-9), PURSER, D. (5-9), LOPEZ, D. (7-7), BARNHOUSE, J (6-7), JACKSON, J. (6-7), STEINKAMP, A (5-5), CASTILLO, R. (3-4), BANNISTER, W (3-4), NEIL, A. (2-2), HARDY, W. (1-1), MCBROOM, B. (1-1), STILL, J. (1-1).

Score by innings	1	2	3	4	5	6	7	8	9	EX	Total
New Mexico	28	42	56	46	38	43	49	31	32	1	366
Opponents	49	56	33	48	47	33	40	32	36	2	376

Win-loss breakouts: Day 19-11; Night 4-9; vs Left 3-6; vs Right 20-14;  
 1-run games 6-3; 2-run games 5-2; 5+run games 6-12; Extra inns 0-1; Shutouts 0-1.  
 Current streak: Lost 1; Longest winning streak: 4; Longest losing streak: 8.  
 Attendance: Home 11452 (avg 497); Away 19841 (avg 1102); Total 31293 (avg 763).

# 2024 NEW MEXICO MOUNTAIN WEST STATS

Record: 12-9 Home: 9-3 Away: 3-6 MW: 12-9

Player	avg	gp-gs	ab	r	h	2b	3b	hr	rbi	tb	slg%	bb	hp	so	gdp	ob%	sf	sh	sb-att	po	a	e	fld%	
15 WALKER, Khalil	.460	21-17	63	17	29	4	0	1	8	36	.571	10	1	8	0	.533	1	5	0-0	48	1	0	1.000	
18 HOLLAND, Jake	.407	20-20	81	26	33	8	1	9	34	70	.864	8	2	16	3	.457	3	0	0-0	133	16	1	.993	
12 ASBY, Will	.360	21-21	86	26	31	8	2	3	23	52	.605	14	3	6	0	.457	2	0	1-2	47	0	1	.979	
4 WOOD, Tye	.329	20-20	73	16	24	5	2	0	14	33	.452	12	6	15	2	.452	2	0	4-6	23	0	1	.958	
14 CARRIS, Akili	.327	16-14	52	13	17	3	0	0	16	20	.385	4	0	9	1	.368	1	2	0-0	12	23	2	.946	
30 SPENRATH, Reed	.313	21-21	83	23	26	6	2	6	20	54	.651	17	1	27	0	.436	0	0	4-4	176	7	1	.995	
24 SMITH, Kyle	.302	13-11	43	14	13	2	0	1	6	18	.419	5	4	4	1	.423	0	0	1-1	4	1	0	1.000	
8 KINKADE, Konner	.291	17-14	55	13	16	3	0	0	11	19	.345	4	4	5	3	.375	1	4	0-0	22	31	2	.964	
3 DIXON, Devon	.250	21-18	64	16	16	3	1	1	15	24	.375	15	1	12	2	.395	1	0	1-1	29	57	5	.945	
-----																								
43 TRUJILLO, Gene	.545	9-2	11	5	6	1	0	2	6	13	1.182	5	1	2	0	.667	1	0	0-0	0	0	0	.000	
10 MUNGUIA, Austin	.333	3-0	3	0	1	0	0	0	0	1	.333	0	0	1	0	.333	0	0	0-0	6	0	1	.857	
9 MCALISTER, Josh	.292	8-7	24	8	7	1	0	3	7	17	.708	7	0	9	0	.438	1	1	0-0	1	15	4	.800	
2 WEISSENBORN, Chase	.290	10-10	31	1	9	0	0	0	5	9	.290	5	1	9	0	.405	0	0	0-0	8	28	1	.973	
47 OTT, Ethan	.273	10-7	22	7	6	1	0	1	4	10	.455	6	3	6	0	.484	0	0	0-0	0	0	0	.000	
11 STEPHENS, Sean	.160	14-6	25	3	4	1	0	0	5	5	.200	2	3	8	1	.300	0	0	0-0	16	0	0	1.000	
26 MANSY, Luke	.000	3-1	5	1	0	0	0	0	0	0	.000	3	0	1	0	.375	0	0	0-0	4	3	0	1.000	
48 NEIL, Andrew	.000	1-0	0	0	0	0	0	0	0	0	.000	0	0	0	0	.000	0	0	0-0	0	0	0	.000	
Totals	.330	21	721	189	238	46	8	27	174	381	.528	117	30	138	13	.437	13	12	11-14	532	200	21	.972	
Opponents	.331	21	759	185	251	58	7	29	169	410	.540	87	29	149	13	.413	13	5	19-23	523	188	20	.973	

LOB - Team (181), Opp (176). DPs turned - Team (15), Opp (19). IBB - Team (1), MCALISTER, J 1. Picked off - WEISSENBORN 1, WOOD, T. 1, WALKER, K. 1.

## (MW games only Sorted by Earned run avg)

Player	era	w-l	app	gs	cg	sho	sv	ip	h	r	er	bb	so	2b	3b	hr	b/avg	wp	hp	bks	sfa	sha
40 BANNISTER, Wil	6.17	1-0	9	3	0	0/0	2	23.1	27	17	16	11	9	6	0	2	.281	3	5	0	0	1
13 RUSSELL, Brett	6.75	2-0	5	3	0	0/0	0	21.1	24	16	16	5	14	5	2	5	.273	4	4	0	1	0
27 LOPEZ, David	8.79	2-2	6	5	0	0/0	0	28.2	40	31	28	9	17	9	0	7	.331	2	3	0	1	2
-----																						
33 PURSER, Daxton	5.94	0-1	4	4	0	0/0	0	16.2	16	14	11	12	17	4	0	1	.242	1	5	2	0	1
31 PENGELLY, Dayne	6.00	1-2	4	4	0	0/0	0	18.0	22	14	12	11	20	6	1	4	.293	4	0	1	0	1
23 JACKSON, Jaren	8.53	3-2	9	0	0	0/0	1	19.0	34	18	18	8	21	4	1	2	.378	3	3	0	1	0
34 BARNHOUSE, Josh	8.79	1-1	7	1	0	0/0	1	14.1	20	14	14	5	17	4	0	3	.345	1	1	0	3	0
39 CASTILLO, Ryan	10.97	1-1	4	1	0	0/0	0	10.2	21	14	13	1	16	7	0	1	.429	1	0	0	2	0
35 STEINKAMP, Arthur	11.20	1-0	7	0	0	0/0	0	13.2	22	18	17	6	10	7	1	1	.361	2	2	0	1	0
48 NEIL, Andrew	13.50	0-0	3	0	0	0/0	0	2.2	3	7	4	6	5	0	1	0	.273	0	2	1	1	0
29 HARDY, Wyatt	13.50	0-0	1	0	0	0/0	0	1.1	2	2	2	0	1	1	0	1	.333	0	0	0	0	0
6 MCBROOM, Brian	23.14	0-0	7	0	0	0/0	0	4.2	11	12	12	7	1	3	1	1	.478	0	4	1	2	0
19 STILL, Justin	24.00	0-0	5	0	0	0/0	0	3.0	9	8	8	6	1	2	0	1	.600	1	0	0	1	0
Totals	8.68	12-9	21	21	0	0/0	4	177.1	251	185	171	87	149	58	7	29	.331	22	29	5	13	5
Opponents	8.57	9-12	21	21	1	1/0	2	174.1	238	189	166	117	138	46	8	27	.330	16	30	1	13	12

PB - Team (0), Opp (1). Pickoffs - Team (1), PURSER, D. 1, Opp (3). SBA/ATT - HOLLAND, J. (19-22), PENGELLY, D. (3-4), RUSSELL, B. (4-4), JACKSON, J. (3-3), BARNHOUSE, J (3-3), CASTILLO, R. (2-3), PURSER, D. (0-2), LOPEZ, D. (2-2), STEINKAMP, A (1-1), BANNISTER, W (1-1).

# 2024 VS. UNLV (MARCH 9-10)

Record: 3-0 Home: 3-0 Away: 0-0 MW: 3-0

Player	avg	gp-gs	ab	r	h	2b	3b	hr	rbi	tb	slg%	bb	hp	so	gdp	ob%	sf	sh	sb-att	po	a	e	fld%	
24 SMITH, Kyle	.714	1-1	7	4	5	0	0	1	6	8	1.143	0	0	0	0	.714	0	0	1-1	4	1	0	1.000	
15 WALKER, Khalil	.643	3-3	14	7	9	2	0	0	4	11	.786	2	0	1	0	.647	1	0	0-0	9	0	0	1.000	
4 WOOD, Tye	.600	3-3	10	6	6	3	0	0	4	9	.900	5	2	1	0	.765	0	0	0-0	5	0	0	1.000	
14 CARRIS, Akili	.545	3-3	11	5	6	1	0	0	6	7	.636	2	0	0	1	.571	1	1	0-0	7	7	0	1.000	
18 HOLLAND, Jake	.375	2-2	8	2	3	2	0	0	1	5	.625	0	0	3	0	.333	1	0	0-0	6	1	0	1.000	
3 DIXON, Devon	.364	3-3	11	4	4	0	0	0	3	4	.364	4	0	3	0	.533	0	0	0-0	4	8	0	1.000	
12 ASBY, Will	.333	3-3	15	5	5	3	0	1	9	11	.733	1	1	1	0	.412	0	0	0-0	7	0	0	1.000	
47 OTT, Ethan	.333	3-3	12	4	4	1	0	1	2	8	.667	2	1	2	0	.467	0	0	0-0	0	0	0	.000	
30 SPENRATH, Reed	.267	3-3	15	2	4	0	0	1	3	7	.467	2	0	3	0	.353	0	0	1-1	33	0	0	1.000	
2 WEISSENBORN, Chase	.143	2-2	7	0	1	0	0	0	0	1	.143	0	0	0	0	.143	0	0	0-0	0	10	0	1.000	
-----																								
43 TRUJILLO, Gene	1.000	1-0	1	1	1	0	0	0	1	1	1.000	0	0	0	0	.500	1	0	0-0	0	0	0	.000	
10 MUNGUA, Austin	1.000	1-0	1	0	1	0	0	0	0	1	1.000	0	0	0	0	1.000	0	0	0-0	2	0	0	1.000	
8 KINKADE, Konner	.667	2-1	3	3	2	0	0	0	2	2	.667	0	2	0	0	.800	0	0	0-0	1	2	1	.750	
26 MANSY, Luke	.000	1-0	2	1	0	0	0	0	0	0	.000	1	0	0	0	.333	0	0	0-0	3	2	0	1.000	
11 STEPHENS, Sean	.000	1-0	0	0	0	0	0	0	0	0	.000	0	0	0	0	.000	0	0	0-0	0	0	0	.000	
Totals	.436	3	117	44	51	12	0	4	41	75	.641	19	6	14	1	.521	4	1	2-2	81	35	1	.991	
Opponents	.336	3	116	26	39	8	1	1	26	52	.448	12	3	16	2	.406	2	2	0-0	72	24	4	.960	

LOB - Team (31), Opp (28). DPs turned - Team (2), Opp (2). Picked off - WOOD, T. 1, WALKER, K. 1.

## (All games vs UNLV Sorted by Earned run avg)

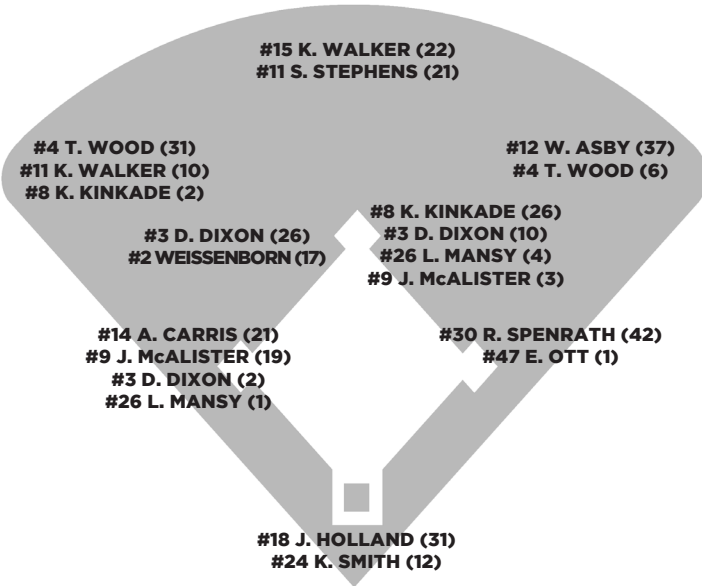
Player	era	w-l	app	gs	cg	sho	sv	ip	h	r	er	bb	so	2b	3b	hr	b/avg	wp	hp	bk	sfa	sha
34 BARNHOUSE, Josh	0.00	1-0	1	0	0	0/0	0	3.2	1	0	0	2	4	0	0	0	.091	0	0	0	0	0
27 LOPEZ, David	2.57	1-0	1	1	0	0/0	0	7.0	6	2	2	2	4	1	0	0	.240	0	0	0	0	1
23 JACKSON, Jaren	3.00	1-0	1	0	0	0/0	0	3.0	5	1	1	0	2	0	0	0	.357	0	0	0	0	0
40 BANNISTER, Wil	6.00	0-0	1	1	0	0/0	0	6.0	10	4	4	2	1	2	0	0	.370	1	1	0	0	1
13 RUSSELL, Brett	24.00	0-0	1	0	0	0/0	0	3.0	7	8	8	2	2	2	1	1	.438	3	0	0	1	0
-----																						
6 MCBROOM, Brian	18.00	0-0	1	0	0	0/0	0	2.0	5	4	4	1	0	1	0	0	.500	0	1	1	1	0
33 PURSER, Daxton	23.14	0-0	1	1	0	0/0	0	2.1	5	7	6	3	3	2	0	0	.385	1	1	0	0	0
Totals	8.33	3-0	3	3	0	0/0	0	27.0	39	26	25	12	16	8	1	1	.336	5	3	1	2	2
Opponents	15.38	0-3	3	3	0	0/0	0	24.0	51	44	41	19	14	12	0	4	.436	1	6	0	4	1

Pickoffs - Team (0), Opp (2).

# THE WEEK AHEAD

FRIDAY	SATURDAY	SUNDAY	MONDAY	TUESDAY	WEDNESDAY	THURSDAY
<b>UNLV</b> <sup>3</sup>	<b>UNLV</b> <sup>4</sup>	<b>UNLV</b> <sup>5</sup>	<sup>6</sup>	<sup>7</sup>	<sup>8</sup>	<sup>9</sup>
AT UNLV   7 PM MT EARL E. WILSON STADIUM LAS VEGAS, NEV.	AT UNLV   7 PM MT EARL E. WILSON STADIUM LAS VEGAS, NEV.	AT UNLV   1 PM MT EARL E. WILSON STADIUM LAS VEGAS, NEV.		VS. NEW MEXICO ST.   6 PM MT SANTA ANA STAR FIELD ALBUQUERQUE, N.M.		

## DEFENSIVE STARTERS BY POSITION



## COACH BROWN VS. 2024 OPPONENTS

OPPONENT	OVERALL	UNM	LAST
Air Force	7-8	7-8	4/21/24
Arizona	2-13	1-3	4/2/24
Arizona State	2-1	2-1	3/23/22
Colorado State-Pueblo	1-1	1-1	4/12/23
CSU Bakersfield	2-0	2-0	2/19/24
Fresno State	8-7	8-7	4/14/24
Hofstra	2-2	2-2	3/3/24
Minnesota	11-17	1-1	2/18/24
Nevada	7-6	6-6	3/17/24
New Mexico State	7-4	7-4	4/30/24
Northern Colorado	20-14	0-0	2/25/23
Oregon State	1-5	1-4	2/19/23
Sam Houston	0-2	0-2	4/7/24
San Diego State	4-11	4-11	4/28/24
San Jose State	5-7	5-7	3/24/24
South Dakota State	34-36	3-1	2/24/2
Texas Tech	3-5	3-5	3/5/24
UNLV	5-7	5-7	3/10/24

UNM jumped out to an 8-2 lead through four after back-to-back four spots in its third matchup with New Mexico State Tuesday at Presley Askew Field, but couldn't hold off the Aggies (21-23, 7-11 C-USA) in the final frame when a two-out walk-off homer handed them a 10-8 loss to snap UNM's four-game win streak. Two days after rallying from down six against San Diego State and walking off the Aztecs with a grand slam to win by two, the Lobos hit another grand slam, went up by six and got walked off with a

tie-breaking two-run bomb from NMSU's Keith Jones in the bottom of the ninth. UNM got its sixth grand slam of the season and third in their last five games – this time from Kyle Smith – and outhit the Aggies 10-9 but were stranded on base 12 times as they were held scoreless through the final five frames to drop to 1-2 against their in-state rivals this season.

**WALK-OFF GRAND SLAM (!!)**  
**FOR THE SWEEP (!!)**  
UNM capped off its undefeated week

## KEY POSITION PLAYER LOSSES

Player, Pos.	Avg.	R	H	2B	3B	HR	RBI
#4 Deylan Pigford, 2B	.297	39	43	9	3	5	13
#7 Jeffrey David, INF/OF	.306	38	59	13	5	3	41
#15 Braydon Runion, OF	.357	48	76	23	4	9	56
#33 Dylan Ditzenberger, OF	.437	42	59	9	1	2	27
#34 Lenny Junior Ashby, OF	.381	46	80	18	0	9	51

## KEY PITCHING LOSSES

Name, Pos.	ERA	APP	IP	W-L	SV	BB	K
#2 Tristin Lively, SP	4.42	13	77.1	6-4	0	23	62
#10 Riley Egloff, SP	6.05	13	74.1	7-3	0	21	67
#27 Isaac Gallegos, SP	4.35	12	70.1	4-2	0	32	60

## TOP RETURNING POSITION PLAYERS

Player, Pos., Yr.	Avg.	R	H	2B	3B	HR	RBI
#2 Chase Weissenborn, SS, Sr.	.291	36	52	10	2	1	27
#3 Devon Dixon, 2B, Sr.	.274	38	45	10	0	6	27
#11 Sean Stephens, OF Sr.	.349	11	22	5	1	1	8
#19 Jake Holland, C, Sr.	.333	29	50	7	1	12	39
#30 Reed Spenrath, 1B, Sr.	.321	54	61	11	4	19	65
#24 Kyle Smith, C/DH, Sr.	.271	17	19	3	3	5	13

## TOP RETURNING PITCHERS

Pitcher, Yr.	ERA	APP	IP	W-L	SV	BB	K
#6 Brian McBroom, RHP, Jr.	5.53	25	40.2	4-2	3	11	39
#19 Justin Still, LHP, Jr.	5.91	17	21.1	0-1	0	16	20
#23 Jaren Jackson, LHP, Sr.	7.46	12	44.2	3-2	1	12	32
#35 Arthur Steinkamp, LHP, Sr.	2.81	15	25.2	0-1	0	4	12
#46 Ben Baker-Livingston, RHP, Jr.	8.62	10	24.0	0-4	0	10	10

## TOP NEWCOMERS

Pos.	Name	Yr.	'23 School
RHP/INF	Andrew Neil	Jr.	Folsom Lake CC
3B	Josh McAlister	Jr.	Ohio State
OF	Tye Wood	Jr.	Iowa Western
RHP	Dayne Pengelly	Jr.	Pima CC
RHP	David Lopez	Jr.	Wharton County JC
1B/OF	Ethan Ott	Jr.	UNC Pembroke
OF/DH	Will Asby	Sr.	San Francisco

and sweep of San Diego State in the most dramatic way humanly possibly on Sunday, completing a rally from down 7-1 with a walk-off grand slam in the bottom of the ninth from Devon Dixon that gave the Lobos their first lead of the day at 9-7. With one on the board and at risk of a double play ball ending the game with three runners aboard, Dixon delivered in only his third plate appearance of the week with one of the biggest hits of his Lobo career to turn back the Aztecs one more time. It was the ninth homer of his UNM career and second grand slam -- the other being on the road at Fresno State last season (March 18, 2023).

UNM's fourth straight win completed the first three-game weekend series sweep of San Diego State since 2013 and first in Albuquerque since 2012. After entering this season winless against the Aztecs in his first two seasons at the helm, UNM Head Coach Tod Brown has beaten them in four out of six meetings this season to take the regular-season series.

## BIG MIDWEEK WIN IN LUBBOCK

UNM dictated the tone of its midweek matchup with Texas Tech (29-14, 12-9

CONTINUED ON PAGE 6

Big 12) on the road at Rip Griffin Park the whole way on Tuesday, racking up 21 hits and slamming four homers behind a complete effort from the bullpen en route to a 17-3 win — the first for the Lobos in Lubbock since 2015.

**NOTABLES**

UNM's 14-run margin of victory was its largest against Texas Tech since a 15-0 win in Albuquerque on Feb. 10, 1985 and the largest ever in a game between the two teams in Lubbock.

The Lobos have now beaten TTU in each of the last three seasons — the first time they've done so since 2017 — and split the two-game season series in the last two. It's also the second win against a Power 5 team on the road this season for the Lobos, who downed Arizona State 6-4 in Phoenix in midweek action on March 12. They've now won four of six since snapping their longest losing streak of the season at eight games last Sunday, with three of those wins against teams that rank in the Top 150 in the nation by RPI.

The loss for Texas Tech was only their fourth this season at home — they are 23-4 in games played at Rip Griffin Park in 2024. UNM snapped a streak of 11 straight wins at home for the Red Raiders.

"Had a great start from Barnhouse and the bats got going early," said UNM Head Coach Tod Brown, who improves to 3-5 against Texas Tech in his three seasons at the helm in Albuquerque and has won three of the last five meetings. "Steinkamp, McBroom, Jackson and Bannister came in and did a great job throwing strikes and getting out of jams.

"The bats were hot today and we really put some quality at-bats together and didn't miss on mistake pitches — hoping this can be the game that gets us hot as we head into a big weekend of conference play."

**LOBOS SWINGING HOT BATS**

**WILL ASBY:** With his third grand slam of the season on Tuesday, Asby matched a single-season program record set in 1995 by Mark Wulfert and is up to five games this season with four or more RBI. He batted .526 with a team-high 8 RBI last week, getting a hit in all four games and multiple hits in three of four.

**KHALIL WALKER:** Walker just keeps producing at the plate — for the second straight week, he not only leads the Lobos in average (.412) and on base percentage (.517), but the entire Mountain West. He's hit safely in 14 straight — the longest hit streak on the team this season — with five straight multi-hit games. Walker led the Lobos in average last week (.600) while hitting two homers and three doubles.

**REED SPENRATH:** Spenrath is riding a team- and season-best 25-game on base streak and is now leading the team in doubles (16) after hitting two over an 8-for-18 (.444) week last week.

**WIL BANNISTER: THE CLOSER™**

There's been no more reliable arm out of the pen than RHP Wil Bannister in the month of April — through his last 12 appearances dating back to March 28, he's posted a 1.86 ERA over 19.1 IP, collecting three saves and a win while holding opponents to a .109 batting average. Bannister threw four innings of scoreless relief across three appearances last week, allowing just one single with three strikeouts to one walk. The Aggies' two-run bomb on Tuesday was only the second time he's given up an earned run in his last 12 outings and only the third extra base hit he's allowed in that span.

**SEEING DOUBLE**

The Lobos have excelled at getting two for one this season, ranking No. 33 in NCAA D-I in total double plays (38) and No. 15 in total doubles (102). They rank No. 32 in double plays per game (0.88) and No. 16 in doubles per game (2.37). Jake Holland ranks No. 23 in the NCAA D-I in doubles per game (0.42) and Reed Spenrath ranks No. 56 in NCAA D-I in total doubles (16). UNM ranks No. 2 in the MW in

**ALL-TIME SERIES (SINCE 2000)**

**Series Record: 89-102**

**Home: 45-29; Away: 42-73; Neutral: 2-1**

3/24/00	Las Vegas, Nev.	W, 10-1
3/25/00	Las Vegas, Nev.	W, 7-3
3/26/00	Las Vegas, Nev.	W, 3-2
4/28/00	Albuquerque, N.M.	W, 12-2
4/29/00	Albuquerque, N.M.	W, 12-4
4/30/00	Albuquerque, N.M.	W, 14-4
4/6/01	Albuquerque, N.M.	W, 7-1
4/7/01	Albuquerque, N.M.	W, 15-10
4/8/01	Albuquerque, N.M.	L, 8-15
5/4/01	Las Vegas, Nev.	L, 5-7
5/5/01	Las Vegas, Nev.	W, 7-5
5/6/01	Las Vegas, Nev.	W, 9-5
5/17/01	Las Vegas, Nev. (MWC Trn.)	W, 5-2
3/29/02	Las Vegas, Nev.	L, 5-11
3/30/02	Las Vegas, Nev.	L, 2-23
3/31/02	Las Vegas, Nev.	L, 6-15
4/26/02	Albuquerque, N.M.	W, 11-7
4/27/02	Albuquerque, N.M.	L, 13-23
4/28/02	Albuquerque, N.M.	L, 4-11
4/4/03	Las Vegas, Nev.	L, 8-10
4/5/03	Las Vegas, Nev.	L, 6-7
4/6/03	Las Vegas, Nev.	L, 6-7
5/9/03	Albuquerque, N.M.	L, 5-6
5/10/03	Albuquerque, N.M.	L, 5-13
5/11/03	Albuquerque, N.M.	W, 13-5
5/22/03	Albuquerque, N.M. (MWC Trn.)	L, 5-12
4/23/04	Las Vegas, Nev.	L, 4-5
4/24/04	Las Vegas, Nev.	W, 11-4
4/25/04	Las Vegas, Nev.	W, 12-4
5/20/04	Albuquerque, N.M.	W, 14-12
5/21/04	Albuquerque, N.M.	L, 4-13
5/22/04	Albuquerque, N.M.	W, 5-4
5/27/04	Las Vegas, Nev. (MWC Trn.)	L, 9-15
3/24/05	Albuquerque, N.M.	W, 10-8
3/25/05	Albuquerque, N.M.	L, 6-12
3/26/05	Albuquerque, N.M.	L, 9-14
4/22/05	Las Vegas, Nev.	L, 8-11
4/23/05	Las Vegas, Nev.	L, 11-20
4/24/05	Las Vegas, Nev.	L, 15-16
5/12/06	Las Vegas, Nev.	L, 8-12
5/13/06	Las Vegas, Nev.	L, 10-11
5/14/06	Las Vegas, Nev.	L, 10-13
5/23/06	Las Vegas, Nev. (MWC Trn.)	W, 17-2
5/25/06	Las Vegas, Nev. (MWC Trn.)	L, 6-8
5/10/07	Albuquerque, N.M.	W, 9-4
5/11/07	Albuquerque, N.M.	W, 7-4
5/12/07	Albuquerque, N.M.	W, 6-5
5/25/07	Las Vegas, Nev. (MWC Trn.)	L, 3-8
3/14/08	Albuquerque, N.M.	L, 5-7
3/15/08	Albuquerque, N.M.	L, 6-15
3/16/08	Albuquerque, N.M.	W, 12-3
5/9/08	Las Vegas, Nev.	W, 6-5
5/10/08	Las Vegas, Nev.	W, 7-4
5/11/08	Las Vegas, Nev.	W, 15-10
5/1/09	Albuquerque, N.M.	W, 8-4
5/2/09	Albuquerque, N.M.	L, 6-8
5/3/09	Albuquerque, N.M.	L, 11-13
4/1/10	Las Vegas, Nev.	L, 5-7
4/2/10	Las Vegas, Nev.	W, 7-3
4/3/10	Las Vegas, Nev.	W, 6-2
5/26/10	San Diego, Calif.	L, 5-6
5/28/10	San Diego, Calif.	W, 10-3

assists (402) and leads the league in DP -- Spenrath has been a part of 37 double plays (No. 1 in the MW) and leads the league in putouts (344), while Dixon has helped stitch 29 (No. 2 in the MW). Dixon also ranks No. 2 in the league in assists (121).

**LONG BALL LOBOS**

The Lobos found a penchant for the big fly in the month of March and haven't looked back since — after homering four times in their first eight games, they've connected on 50 for a total of 104 RBI since March 1. UNM is 14-3 in games this season in which the Lobos hit multiple homers — they've hit three or more in a game seven times (6-1 in those games) UNM is 17-10 in games in which the Lobos go yard at least once. The Lobos are slugging a MW-best .516 as a team after mashing nine HR — including three grand slams — in their last five. 11 different Lobos have hit a homer this season for a total of 54 through 43 games — 37 have been at Santa Ana

3/25/11	Albuquerque, N.M.	W, 3-1
3/26/11	Albuquerque, N.M.	W, 7-6
3/27/11	Albuquerque, N.M.	W, 9-7
4/29/11	Las Vegas, Nev.	L, 0-8
4/30/11	Las Vegas, Nev.	L, 1-4
5/1/11	Las Vegas, Nev.	L, 4-8
4/27/12	Albuquerque, N.M.	W, 11-4
4/28/12	Albuquerque, N.M.	W, 16-5
4/29/12	Albuquerque, N.M.	W, 9-1
5/11/12	Las Vegas, Nev.	L, 4-7
5/12/12	Las Vegas, Nev.	W, 10-7
5/13/12	Las Vegas, Nev.	W, 11-7
5/24/12	Las Vegas, Nev. (MW Tourn.)	W, 13-0
3/15/13	Las Vegas, Nev.	W, 3-2
3/16/13	Las Vegas, Nev.	L, 7-8
3/17/13	Las Vegas, Nev.	W, 12-7
4/26/13	Albuquerque, N.M.	W, 9-0
4/27/13	Albuquerque, N.M.	W, 5-3
4/28/13	Albuquerque, N.M.	W, 14-13 (10)
5/24/13	Fresno, Calif. (MW Tourn.)	W, 7-1
3/7/14	Albuquerque, N.M.	L, 2-8
3/8/14	Albuquerque, N.M.	L, 2-3
3/9/14	Albuquerque, N.M.	W, 5-4 (12)
4/25/14	Las Vegas, Nev.	L, 2-11
4/26/14	Las Vegas, Nev.	L, 6-14
4/27/14	Las Vegas, Nev.	L, 2-14
4/17/15	Las Vegas, Nev.	W, 9-0
4/18/15	Las Vegas, Nev.	W, 10-8
4/19/15	Las Vegas, Nev.	L, 2-3
4/1/16	Albuquerque, N.M.	W, 15-3
4/2/16	Albuquerque, N.M.	W, 10-5
4/3/16	Albuquerque, N.M.	L, 5-6
5/6/16	Las Vegas, Nev.	L, 6-11
5/7/16	Las Vegas, Nev.	W, 6-2
5/8/16	Las Vegas, Nev.	L, 4-10
3/24/17	Las Vegas, Nev.	W, 29-8
3/25/17	Las Vegas, Nev.	W, 4-2
3/26/17	Las Vegas, Nev.	W, 7-3
4/21/17	Albuquerque, N.M.	W, 13-4
4/22/17	Albuquerque, N.M.	W, 13-4
4/23/17	Albuquerque, N.M.	W, 11-9
4/20/18	Albuquerque, N.M.	W, 8-5
4/21/18	Albuquerque, N.M.	W, 11-2
4/22/18	Albuquerque, N.M.	L, 3-8
3/29/19	Las Vegas, Nev.	W, 3-2
3/30/19	Las Vegas, Nev.	L, 0-8
3/31/19	Las Vegas, Nev.	W, 7-4
5/11/19	Albuquerque, N.M.	L, 2-4
5/11/19	Albuquerque, N.M.	L, 8-18
5/12/19	Albuquerque, N.M.	W, 3-2
3/6/21	Las Vegas, Nev.	L, 7-24
3/6/21	Las Vegas, Nev.	L, 5-8
3/7/21	Las Vegas, Nev.	L, 0-1 (11)
4/1/22	Albuquerque, N.M.	L, 3-18
4/2/22	Albuquerque, N.M.	L, 4-12
4/3/22	Albuquerque, N.M.	L, 6-27
4/22/22	Las Vegas, Nev.	L, 2-15
4/23/22	Las Vegas, Nev.	W, 7-4
4/24/22	Las Vegas, Nev.	L, 11-13
5/5/23	Las Vegas, Nev.	W, 13-5
5/6/23	Las Vegas, Nev.	L, 5-7
5/7/23	Las Vegas, Nev.	L, 3-8
3/9/24	Albuquerque, N.M.	W, 7-6
3/9/24	Albuquerque, N.M.	W, 31-15
3/10/24	Albuquerque, N.M.	W, 6-5

Star Field. Jake Holland leads the Lobos with 13 homers (No. 3 in MW) ahead of Will Asby (10) and Reed Spenrath (9) — all of Spenrath's have come since he hit his first of the season on March 10 against UNLV. Chase Weissenborn and Khalil Walker hit their first of the season — and only the second of Weissenborn's career — back-to-back against TTU last Tuesday, with Walker hitting his second in the finale against SDSU on Sunday. Along with Walker, Josh McAlister (5), Kyle Smith (3), Devon Dixon (3), Tye Wood (2), Gene Trujillo (4) and Ethan Ott (2) all have gone yard multiple times this season. Wood and Smith have both hit grand slams, with Smith's coming against State in Las Cruces on Tuesday.

**SPENRATH BACK TO FORM**

— After mashing 19 homers in his first season in

**CONTINUED ON PAGE 7**



Albuquerque, Reed Spenrath was productive at the plate through his first 16 games (.300/.455/.483) but with just one thing missing – a home run. He finally broke through with his first of the year and the Lobos' 18th of the season in the weekend finale against UNLV on March 10, smacking a three-run shot more than 450 feet out of Santa Ana Star Field to put the Lobos up 5-4 late. – He's done so again eight more times since then – against Air Force, he homered to lead off the second inning twice.

Through 11 weeks, Spenrath has accumulated 35 RBI while hitting 16 doubles and four triples, connecting on 56 hits and drawing 31 walks.

Spencerath has 19 multi-hit games -- the most on the team -- and 10 multi-RBI games, starting all but one game at first while racking up 335 putouts and 21 assists on .992 fielding.

– Spenrath was named to D1Baseball.com's Top 50 first baseman rankings (No. 46) and Preseason All-MW ahead of this season. A first-team all-conference selection in his first season with the Lobos in 2023, Spenrath led the team and ranked second in the conference in 2023 with 19 home runs – the sixth-most in a single season in program history – to go with 65 RBIs. The 6'5" power hitter also led the team and ranked third in the conference with 54 runs scored, batting .321 while reaching base at a clip of .421. He finished the season with 16 multi-hit games and 18 multi-RBI games.

### SEASON-OPENING NOTES / EARLY RETURNS

– UNM looks to improve its standing in the Mountain West for a third consecutive season – the Lobos finished sixth (10-20 MW) in Brown's first season as head coach in 2022 and narrowly missed out on the conference tournament with a fifth-place finish (13-17 MW) in 2023.

– The Lobos' offense in 2023 was one of their most productive in recent memory – UNM's .328 team batting average was the third-best in the NCAA and best in the Mountain West, as well as the Lobos' best since 2013. – UNM's 26-25 record in 2023 was the most wins since 2017 and first winning season since then (not counting UNM's 14-4 record in the canceled COVID season of 2020).

– Reed Spenrath was named to the Mountain West Baseball Preseason All-Conference Team, with the Lobos picked fifth in the preseason poll as voted on by the league's coaches. Spenrath was named to D1Baseball.com's Top 50 First Baseman rankings ahead of the season, coming in at No. 46 in the nation. He was named one of three captains for this year's Lobos squad along with fellow seniors Chase Weissenborn and Brett Russell.

### BROWN'S PROGRAM-BUILDING RESUME

– In his first five seasons as head coach at North Dakota State, Brown's teams improved their winning percentage in each season, going from 15-30 (.333) in his first season in 2008 to 40-20 (.667) in 2012 and finishing each of the next nine seasons above .400. The Bison reached the Summit League tournament eight times in that span, advancing to NCAA Regionals in 2014 and 2021.

– Brown coached the Bison to 40-win seasons in 2012 and 2021.

– In Brown's second season at UNM, the Lobos improved to 26-25 from 21-33 the year prior, with the highest team batting average since 2013 (.328) and lowest team ERA since 2016 (5.95).

– In 16 years as a D-I Head Coach, Brown has finished the season above .400 13 times and above .500 five times – the only three seasons in which he's finished below .400 were his first two years in Fargo (2008, 2009) and his first season in Albuquerque (2022).

### YOUR 2024 LOBOS ROSTER

– UNM's 2024 roster includes 16 returning players with 24 newcomers – the Lobos return seven position players who started at least 10 games in 2023 and losing six.

– Of the Lobos' newcomers, 8 are freshmen and 16 are transfers – 12 from junior colleges and four from four-year institutions.

– 29 players are upperclassmen – 13 seniors and 16 juniors – the most upperclassmen Brown has had on a roster in Albuquerque.

### THE REMAINING SCHEDULE

# TEAM STATISTICS COMPARISON

## GENERAL

<b>NEW MEXICO</b> .....	<b>UNLV</b>
26-25 (13-17 MW) .....	2023 RECORD.....24-20 (10-14 MW)
23-20 (12-9 MW) .....	2024 RECORD.....21-30 (12-18 MW)

## HITTING

.322 .....	BATTING AVG.....	296
366 .....	RUNS.....	345
479 .....	HITS.....	460
102 .....	2BS.....	98
13 .....	3BS.....	14
54 .....	HRS.....	50
339 .....	RBIS.....	315
.516 .....	SLG%.....	474
.429 .....	ON-BASE%.....	396
23 .....	SACRIFICE FLIES.....	20
18 .....	SACRIFICE HITS.....	8
34-47 .....	SB-SBA.....	20-29

## DEFENSE

1098 .....	PUTOUTS.....	1149
402 .....	ASSISTS.....	392
53 .....	ERRORS.....	55
.966 .....	FLD%.....	966

## PITCHING

8.31.....	ERA.....	5.80
10 .....	SAVES.....	8
366.0 .....	INNINGS PITCHED.....	383.0
507 .....	HITS ALLOWED.....	451
376.....	RUNS ALLOWED.....	283
338.....	EARNED RUNS ALLOWED.....	247
201.....	WALKS.....	165
321.....	STRIKEOUTS.....	331
118.....	2BS ALLOWED.....	99
21.....	3BS ALLOWED.....	10
59.....	HRS ALLOWED.....	54
.327.....	BATTING AVG. AGAINST.....	291

– UNM's 54-game 2024 schedule, including 30 Mountain West Conference games, features five different teams that reached NCAA Regionals last spring – Oregon State, Texas Tech, Arizona, San Jose State and Sam Houston State – with 27 games against nine opponents that ranked in the Top 150 in the nation in last season's final RPI rankings.

– UNM will play 30 games at Santa Ana Star Field in Albuquerque and 24 games on the road throughout the regular season.

– Following the Lobos' rematch with San Diego State last weekend, they'll face three other teams for a second weekend series to close out the regular season -- UNLV on the road (May 3-5), Nevada at home (May 10-12) and San Jose State on the road (May 16-18) comprise the remainder of UNM's regular season, with Senior Day set for May 12.

– Should the Lobos finish among the Top Four in the Mountain West standings, they'll earn a berth to the MWC Championships May 23-25, hosted this year by San Diego State. The winner earns the conference's automatic berth to an NCAA Regional.

### 2023 BY THE NUMBERS

– UNM's .328 batting average in 2023 was its highest since 2013 – The Lobos led the Mountain West in that category and ranked third nationally.

– The Lobos hit 87 home runs – their most since 2003. That total led the Mountain West and is the third most in program history.

– UNM slugged .559 on the season, the sixth highest in program history and highest since 2003, leading the Mountain West.

– The Lobos finished the season with a .974 fielding percentage – the second highest in program history (2017) – that also led the Mountain West.

– Improving from a 9.06 ERA as a team in Brown's first season to a 5.95, UNM only allowed 3.20 walks per nine innings, its lowest average since 2014 and the best in the Mountain West. The Lobos' 1.59 WHIP was its lowest since 2015.

– UNM scored 441 runs (most since 2017, led MW) and racked up 617 hits (most since 2017, led MW) to go with 24 triples (most since 2015, led MW) and 411 RBI (most since 2017, led MW).

– Lobo batters reached base at a .406 clip, UNM's best average since 2017 (Led MW).

– UNM turned 48 double plays in 51 games, the most in the MW and 33rd-most in the nation. The Lobos' .94 double plays per game ranked No. 9 in the nation.

# MOUNTAIN WEST STANDINGS (THROUGH 5/2)

SCHOOL (RK)	MOUNTAIN WEST					
	W	L	PCT.	HOME	AWAY	NEUT.
Fresno State	14	7	.667	7-5	7-2	0-0
New Mexico	12	9	.571	9-3	3-6	0-0
Nevada	13	11	.542	8-4	5-7	0-0
San José State	13	11	.542	8-5	5-6	0-0
Air Force	11	10	.524	6-3	5-7	0-0
UNLV	10	14	.417	6-6	4-8	0-0
San Diego State	5	16	.238	4-5	1-11	0-0

ALL GAMES												
W	L	T	PCT.	HOME	AWAY	NEUT.	LAST 10	STRK				
27	17	0	.614	14-9	13-8	0-0	2-8	L2				
23	20	0	.535	16-9	5-9	2-2	7-3	L1				
20	22	0	.476	10-7	10-15	0-0	5-5	L1				
18	25	0	.419	10-8	8-17	0-0	6-4	L1				
19	24	0	.442	9-5	7-16	3-3	6-4	L2				
24	20	0	.545	15-9	9-11	0-0	6-4	W1				
11	33	0	.250	8-12	3-21	0-0	0-10	L10				

# MW Regular-Season Champions; % MW Tournament Champions

## A LOOK AHEAD IN THE MW

### Friday, May 3

San José State at **Air Force\*** (MWN) 3 p.m. MT  
 Fresno State at **San Diego State\*** (MWN) 6 p.m. PT  
 New Mexico at **UNLV\*** (MWN) 6:05 p.m. PT

### Saturday, May 4

Houston Christian at **Nevada** (MWN) Noon PT  
 San José State at **Air Force\*** (MWN) 1 p.m. MT  
 Houston Christian at **Nevada** (MWN) 3:35 p.m. PT  
 Fresno State at **San Diego State\*** (MWN) 6 p.m. PT  
 New Mexico at **UNLV\*** (MWN) 6:05 p.m. PT

### Sunday, May 5

San José State at **Air Force\*** (MWN) Noon MT  
 Houston Christian at **Nevada** (MWN) Noon PT  
 New Mexico at **UNLV\*** (MWN) 12:05 p.m. PT  
 Fresno State at **San Diego State\*** (MWN) 1 p.m. PT

### Tuesday, May 7

San José State at **San Francisco** (ESPN+) 3 p.m. PT  
 Fresno State at **Pacific** (ESPN+) 5 p.m. PT  
 New Mexico State at **New Mexico** (MWN) 6 p.m. MT  
 Nevada at **Sacramento State** (ESPN+) 6 p.m. PT

### Friday, May 10

Nevada at **New Mexico\*** (MWN) 6 p.m. MT  
 Air Force at **San Diego State\*** (MWN) 6 p.m. PT  
 UNLV at **Fresno State\*** (MWN) 6:05 p.m. PT  
 San José State at **Cal** (Pac-12 Bay Area) 6:05 p.m. PT

### Saturday, May 11

Nevada at **New Mexico\*** (MWN) 2 p.m. MT  
 San José State at **Cal** (Pac-12 Bay Area) 2:05 p.m. PT  
 UNLV at **Fresno State\*** (MWN) 3:05 p.m. PT  
 Air Force at **San Diego State\*** (MWN) 6 p.m. PT

### Sunday, May 12

Nevada at **New Mexico\*** (MWN) Noon MT  
 Air Force at **San Diego State\*** (MWN) 1 p.m. PT  
 UNLV at **Fresno State\*** (MWN) 1:05 p.m. PT  
 San José State at **Cal** (Pac-12 Bay Area) 1:05 p.m. PT

## A LOOK BACK AT THE MW

### Wednesday, May 1

Saint Mary's 4, **Nevada 2** (MWN)

### Tuesday, April 30

UNLV 13, **UC Riverside 7** (ESPN+)  
**CSU Northridge 2**, San Diego State 0  
**Saint Mary's 6**, San José State 4 (ESPN+)  
**New Mexico State 10**, New Mexico 8 (ESPN+)  
 Cal Poly 13, **Fresno State 8** (MWN)  
 Air Force at **Northern Colorado** Canceled

### Monday, April 29

Nevada 11, **Air Force 8\*** (10) (MWN)

### Sunday, April 28

Nevada 12, **Air Force 6\*** (MWN)  
**New Mexico 9**, San Diego State 7\* (MWN)  
**San José State 5**, UNLV 1\* (MWN)  
**Washington State 4**, Fresno State 3 (WSU Live Stream)

### Saturday, April 27

**New Mexico 19**, San Diego State 5\* (MWN)  
**San José State 8**, UNLV 7\* (MWN)  
 Fresno State 12, **Washington State 2** (WSU Live Stream)

### Friday, April 26

**Air Force 8**, Nevada 3\* (MWN)  
**New Mexico 8**, San Diego State 4\* (MWN)  
 Fresno State 5, **Washington State 4** (WSU Live Stream)  
 UNLV 2, **San José State 1\*** (MWN)

### Tuesday, April 23

New Mexico 17, **Texas Tech 3** (ESPN+)  
 Air Force 8, **Northern Colorado 5** (Midco Sports Plus)  
**UNLV 16**, UC Riverside 5  
**San Diego 11**, San Diego State 2 (ESPN+)  
 CSU Northridge 15, **Fresno State 2** (MWN)

## MOUNTAIN WEST NETWORK APP

All games streamed on the Mountain West Network will be available on the Mountain West App. Be sure to download the app, which is available on Android, IOS, Apple TV, Roku and Android TV. For more information visit TheMW.com.

# MOUNTAIN WEST STATS SUMMARY (THROUGH 5/2)

TEAM BATTING	g	avg	ab	r	h	2b	3b	hr	bb	so	sb-att
New Mexico	43	.322	1489	366	479	102	13	54	243	321	34-47
UNLV	44	.296	1553	345	460	98	14	50	202	341	20-29
Fresno State	44	.294	1503	321	442	112	11	53	159	283	29-41
Nevada	42	.292	1494	294	436	114	8	62	159	324	31-47
Air Force	43	.283	1453	280	411	82	13	44	179	385	79-93
San Diego State	44	.263	1519	225	399	87	12	29	144	414	25-39
San Jose State	43	.249	1464	257	365	71	17	56	191	406	10-20
Totals	15	.286	10475	2088	2992	666	88	348	1277	2474	228-316

TEAM PITCHING	g	era	w	l	sv	ip	h	r	er	bb	so
Fresno State	44	5.31	27	17	10	384.2	410	256	227	126	391
UNLV	44	5.80	24	19	8	383.0	451	283	247	165	331
Nevada	42	6.19	20	22	5	368.0	388	284	253	203	362
San Jose State	43	6.26	18	25	6	372.1	416	305	259	201	279
Air Force	43	6.51	18	24	6	363.2	443	302	263	171	287
San Diego State	44	7.50	11	33	4	379.0	393	363	316	314	395
New Mexico	43	8.31	23	20	10	366.0	507	376	338	201	321
Totals	151	6.55	141	160	49	2616.2	3008	2169	1903	1381	2366

TEAM FIELDING	g	po	a	e	pct	dp	pb	sba-att
Fresno State	44	1154	372	38	.976	33	2	19-28
Nevada	42	1104	396	47	.970	31	5	61-75
San Jose State	43	1117	359	50	.967	28	7	37-51
New Mexico	43	1098	402	53	.966	38	4	58-67
UNLV	44	1149	392	55	.966	25	3	33-43
Air Force	43	1091	483	57	.965	30	7	38-55
San Diego State	44	1137	341	54	.965	30	17	58-77
Totals	151	7850	2745	354	.968	215	45	304-396

## INDIVIDUAL BATTING

Min 2.5 AB/Team game	g	avg	ab	r	h	rbi	2b	3b	hr	bb
WALKER, K.-NM	39	.423	123	37	52	15	9	0	2	26
KRYSZCZUK-LV	44	.382	165	48	63	60	17	2	14	29
TURNER, Colby-SD	30	.378	111	22	42	29	7	4	4	6
HOLLAND, J.-NM	33	.370	127	36	47	48	14	1	13	11
SCHMIDT-LV	35	.360	111	26	40	21	3	2	1	20
SALDIVAR, Eddie-FS	44	.357	182	47	65	29	14	3	5	16
DORRAUGH, Hunter-SJ	34	.356	135	31	48	29	5	1	11	13
HOPFE, Tommy-FS	44	.352	179	38	63	36	14	2	6	15
PEPPI, Rocco-FS	44	.347	176	38	61	51	16	0	13	5
Jay Thomason-AF	43	.345	168	53	58	38	10	2	15	26
SPENRATH, R.-NM	43	.341	164	43	56	35	16	4	9	33
ASBY, W.-NM	43	.339	168	46	57	47	14	2	10	25
BALL, Michael-NV	42	.330	179	34	59	49	20	0	9	8
HIGGINS-LV	42	.327	165	43	54	22	14	1	4	19
HOLDER, Taylor-NV	38	.326	141	33	46	34	8	3	13	13
CHARLES-LV	38	.326	172	45	56	32	11	2	10	14
Jake Greiving-AF	38	.322	149	26	48	33	14	0	7	9
KINKADE, K.-NM	36	.322	115	25	37	26	6	0	0	13
MONTOYA, Shaun-SD	44	.319	182	36	58	9	9	2	0	19
WOOD, T.-NM	40	.317	126	33	40	28	7	2	2	30

## INDIVIDUAL PITCHING

Min 1.0 IP/Team game	app	era	w-l	sv	ip	h	r	er	bb	so
CATES-LV	11	2.75	6-3	0	72.0	73	22	22	13	93
Seungmin Shim-AF	11	3.00	5-2	0	69.0	68	30	23	19	65
DOKTORCZYK, Jason-NV	11	3.21	5-3	0	73.0	66	30	26	17	79
RIDING, Jake-FS	13	3.91	4-2	0	48.1	42	22	21	11	41
ROSS, Ethan-SJ	14	4.55	5-5	0	59.1	66	38	30	35	49
SERRANO, Omar-SD	11	4.75	3-5	0	60.2	72	39	32	23	54
DIXON, Jake-FS	11	5.08	4-2	0	56.2	70	38	32	18	58
BEAL, Noah-FS	11	5.13	3-3	0	54.1	66	37	31	14	64
BANNISTER, W-NM	18	5.23	2-1	3	43.0	48	27	25	19	26
SIMON-LV	11	5.54	5-3	0	50.1	53	36	31	23	31
RIORDAN, Jacob-SD	13	6.05	3-4	0	55.0	46	44	37	48	59
FOSHER, Peyton-NV	11	6.44	3-4	0	50.1	58	38	36	21	32
THOMPSON, Micky-SJ	11	6.52	2-4	0	58.0	68	49	42	23	42
Dylan Rogers-AF	12	6.90	4-4	0	45.2	57	37	35	12	40
CARDENAS, Xavier-SD	11	7.01	1-5	0	51.1	48	42	40	47	42

HITS	
SALDIVAR, Eddie-FS	65
HOPFE, Tommy-FS	63
KRYSZCZUK-LV	63
PEPPI, Rocco-FS	61
BALL, Michael-NV	59

RUNS SCORED	
Jay Thomason-AF	53
KRYSZCZUK-LV	48
SALDIVAR, Eddie-FS	47
ASBY, W.-NM	46
CHARLES-LV	45

RUNS BATTED IN	
KRYSZCZUK-LV	60
PEPPI, Rocco-FS	51
BALL, Michael-NV	49
HOLLAND, J.-NM	48
ASBY, W.-NM	47

DOUBLES	
NEWTON, Ben-FS	21
BALL, Michael-NV	20
KRYSZCZUK-LV	17
PEPPI, Rocco-FS	16
SPENRATH, R.-NM	16

TRIPLES	
TURNER, Colby-SD	4
SPENRATH, R.-NM	4
HARDY, Theo-SJ	4
HAMCHUK, Robert-SJ	4
6 tied with 3 triple(s)	

HOME RUNS	
Jay Thomason-AF	15
KRYSZCZUK-LV	14
PEPPI, Rocco-FS	13
HOLDER, Taylor-NV	13
HOLLAND, J.-NM	13

TOTAL BASES	
KRYSZCZUK-LV	126
Jay Thomason-AF	117
PEPPI, Rocco-FS	116
SPENRATH, R.-NM	107
BALL, Michael-NV	106

STOLEN BASES	sb-att
Chase Spencer-AF	21-26
WOOD, T.-NM	13-16
Jay Thomason-AF	12-13
Aerik Joe-AF	10-12
PIERCE, Jesse-NV	9-11

STRIKEOUTS	ip	so
CATES-LV	72.0	93
DOKTORCZYK, Jason-NV	73.0	79
Seungmin Shim-AF	69.0	65
BEAL, Noah-FS	54.1	64
RIORDAN, Jacob-SD	55.0	59

# NCAA RANKING SUMMARY (TEAM)

Statistic	National Conference Rank		Value	National Leader	Value	Conference Leader	
	Rank	Rank				Value	Value
Base on Balls (295 ranked)	29	1	243	South Carolina	307	New Mexico	243
Batting Average (295 ranked)	8	1	0.322	Austin Peay	0.359	New Mexico	0.322
Double Plays (295 ranked)	33	1	38	Michigan	50	New Mexico	38
Double Plays Per Game (295 ranked)	32	1	0.88	Michigan	1.11	New Mexico	0.88
Doubles (295 ranked)	15	3	102	Austin Peay	121	Nevada	114
Doubles Per Game (295 ranked)	16	3	2.37	Columbia	3.08	Nevada	2.71
Earned Run Average (295 ranked)	272	7	8.31	Arkansas	3.12	Fresno St.	5.31
Fielding Percentage (295 ranked)	204	4	0.966	Notre Dame	0.984	Fresno St.	0.976
Hit Batters (295 ranked)	136	4	58	Saint Peter's	114	San Diego St.	105
Hit by Pitch (295 ranked)	162	4	55	UC Irvine	122	Fresno St.	85
Hits (295 ranked)	18	1	479	Virginia	574	New Mexico	479
Hits Allowed Per Nine Innings (295 ranked)	285	7	12.47	Arkansas	6.54	San Diego St.	9.33
Home Runs (295 ranked)	98	3	54	Austin Peay	128	Nevada	62
Home Runs Per Game (295 ranked)	101	3	1.26	Austin Peay	2.91	Nevada	1.48
On Base Percentage (295 ranked)	10	1	0.429	Austin Peay	0.456	New Mexico	0.429
Runs (295 ranked)	31	1	366	Austin Peay	491	New Mexico	366
Sacrifice Bunts (294 ranked)	117	3	18	Western Ky.	63	Air Force	22
Sacrifice Flies (295 ranked)	54	2	23	Nicholls	40	Nevada	25
Scoring (295 ranked)	31	1	8.5	Austin Peay	11.2	New Mexico	8.5
Shutouts (119 ranked)				Texas A&M	8	UNLV	3
Slugging Percentage (295 ranked)	37	1	0.516	Austin Peay	0.688	New Mexico	0.516
Stolen Bases (295 ranked)	219	2	34	VMI	159	Air Force	80
Stolen Bases Per Game (295 ranked)	221	2	0.79	VMI	3.31	Air Force	1.86
Strikeout-to-Walk Ratio (295 ranked)	189	5	1.60	Arkansas	3.54	Fresno St.	3.10
Strikeouts Per Nine Innings (295 ranked)	193	4	7.9	Arkansas	12.3	San Diego St.	9.4
Triple Plays (1 ranked)				6 teams tied	1		
Triples (294 ranked)	42	3	13	Wofford	27	San Jose St.	17
Triples Per Game (295 ranked)	48	3	0.30	Wofford	0.64	San Jose St.	0.40
WHIP (295 ranked)	270	7	1.93	Arkansas	1.11	Fresno St.	1.39
WL Pct (295 ranked)	121	3	0.535	Texas A&M	0.867	Fresno St.	0.614
Walks Allowed Per Nine Innings (295 ranked)	168	5	4.94	Arizona	2.62	Fresno St.	2.95

# MOUNTAIN WEST BY RPI (THROUGH 5/2)

Team	Conference	Adj. RPI	Adj. RPI Value	Prev Adj. RPI	RPI	Orig RPI Value	WL	Adj. Non-Conf RPI	Non-Conf Record	Conf. Record	Road WL	Quad 1	Quad 2	Quad 3	Quad 4	vs TOP 100	vs below 150	NC SOS	SOS
Air Force	Mountain West	126	0.51001	123	126	0.51001	19-24	86	8-14	11-10	7-16	3-9	0-3	5-8	11-4	3-12	15-9	11	88
Fresno St.	Mountain West	136	0.50419	137	136	0.50419	27-17	137	13-10	14-7	13-8	1-1	1-1	12-7	13-8	1-3	21-12	231	242
San Jose St.	Mountain West	162	0.49182	162	162	0.49182	18-25	226	5-14	13-11	8-17	0-4	1-2	7-11	10-8	1-6	10-13	62	97
Nevada	Mountain West	172	0.48706	170	172	0.48706	20-22	206	7-11	13-11	11-15	1-1	0-3	3-10	16-8	1-5	15-12	225	197
New Mexico	Mountain West	206	0.47272	206	206	0.47272	22-20	218	10-11	12-9	5-9	1-2	1-1	2-9	18-8	2-5	18-10	218	249
UNLV	Mountain West	214	0.46670	216	214	0.46670	24-20	173	14-6	10-14	9-11	0-0	1-1	4-9	19-10	2-1	18-11	300	280
San Diego St.	Mountain West	244	0.44797	243	244	0.44797	11-33	204	6-17	5-16	3-21	0-4	1-6	4-16	6-7	2-13	7-14	22	91

# NCAA RANKING SUMMARY (INDIVIDUALS)

Statistic	Player	National Rank	Conference Rank	Value	National Leader	Value	Conference Leader	Value
Base on Balls (134 ranked)	Reed Spenrath	115	2	33	Nick Kurtz, Wake Forest	56	Sebastian Orduno, San Jose St.	38
Base on Balls Per Game (144 ranked)					Nick Kurtz, Wake Forest	1.44	Sebastian Orduno, San Jose St.	0.93
Batting Average (250 ranked)	Khalil Walker	5	1	0.423	Charlie Condon, Georgia	0.456	Khalil Walker, New Mexico	0.423
	Jake Holland	112	3	0.370				
Complete Games (28 ranked)					Mason Martinez, Grambling	4	Jacob Riordan, San Diego St.	1
Doubles (123 ranked)	Reed Spenrath	56	4	16	Carlos Martinez, UMass Lowell	24	Ben Newton, Fresno St.	21
	Will Asby	123	9	14				
	Jake Holland	123	9	14				
Doubles Per Game (149 ranked)	Jake Holland	23	3	0.42	Carlos Martinez, UMass Lowell	0.57	Ben Newton, Fresno St.	0.48
	Reed Spenrath	79	7	0.37				
Earned Run Average (199 ranked)					Wyatt Lunsford-Shenkman, East Carolina	1.00	Austin Cates, UNLV	2.75
Games Started (24 ranked)					Chase Hennessey, Utah Valley	20	9 players tied	11
Hit Batters (111 ranked)					Jacob Riordan, San Diego St.	21	Jacob Riordan, San Diego St.	21
Hit By Pitch Per Game (146 ranked)	Tye Wood	146	3	0.30	JT Landwehr, Mount St. Mary's	0.72	Rocco Peppi, Fresno St.	0.36
Hit by Pitch (138 ranked)	Tye Wood	138	4	12	JT Landwehr, Mount St. Mary's	31	Rocco Peppi, Fresno St.	16
Hits (150 ranked)					Joshua Kuroda-Grauer, Rutgers	79	Eddie Saldivar, Fresno St.	65
Hits Allowed Per Nine Innings (150 ranked)					Hagen Smith, Arkansas	3.90	Jacob Riordan, San Diego St.	7.53
Hits Per Game (147 ranked)	Jake Holland	123	4	1.42	Joshua Kuroda-Grauer, Rutgers	1.80	Eddie Saldivar, Fresno St.	1.48
Home Runs (119 ranked)	Jake Holland	119	3	13	Charlie Condon, Georgia	30	Jay Thomason, Air Force	15
Home Runs Per Game (149 ranked)	Jake Holland	40	1	0.39	Charlie Condon, Georgia	0.68	Jake Holland, New Mexico	0.39
On Base Percentage (149 ranked)	Khalil Walker	16	1	0.526	Corey Collins, Georgia	0.599	Khalil Walker, New Mexico	0.526
	Tye Wood	110	3	0.480				
Pitching Appearances (102 ranked)					Hunter Holmes, Wichita St.	28		
Runs (147 ranked)	Will Asby	126	4	46	Lyle Miller-Green, Austin Peay	77	Jay Thomason, Air Force	53
	Jake Holland	110	4	48				
Runs Batted In (148 ranked)	Will Asby	121	5	47	Brooks Bryan, Troy	76	Austin Kryszczuk, UNLV	60
	Jake Holland	12	1	1.45				
Runs Batted In Per Game (148 ranked)	Jake Holland	144	3	1.09	Lyle Miller-Green, Austin Peay	1.75	Jay Thomason, Air Force	1.23
Sacrifice Bunts (142 ranked)	Khalil Walker	73	2	6	Garrison Weiss, Prairie View	15	Ben Newton, Fresno St.	7
	Konner Kinkade	142	3	5				
Sacrifice Bunts Per Game (149 ranked)	Khalil Walker	80	2	0.15	Garrison Weiss, Prairie View	0.34	Ben Newton, Fresno St.	0.16
	Konner Kinkade	120	3	0.14				
Sacrifice Flies (119 ranked)	Jake Holland	21	3	6	Matt King, UTSA	10	Michael Ball, Nevada	7
	Will Asby	119	6	4				
Saves (500 ranked)	Brian McBroom	174	4	3	Mason Burns, Western Ky.	14	Tommy Hopfe, Fresno St.	8
	Wil Bannister	174	4	3				
	Wyatt Hardy	500	10	1				
	Justin Still	500	10	1				
	Josh Barnhouse	500	10	1				
	Jaren Jackson	500	10	1				
Slugging Percentage (250 ranked)	Jake Holland	20	1	0.803	Charlie Condon, Georgia	1.088	Jake Holland, New Mexico	0.803
	Reed Spenrath	152	6	0.652				
	Will Asby	219	8	0.625				
Stolen Bases (144 ranked)					Marshall Toole, Wofford	36	Chase Spencer, Air Force	21
Stolen Bases Per Game (150 ranked)					Jackson Strong, Canisius	0.95	Chase Spencer, Air Force	0.49
Strikeout-to-Walk Ratio (150 ranked)					Kyle Roche, Richmond	25.00	Austin Cates, UNLV	7.15
Strikeouts (144 ranked)					Chase Burns, Wake Forest	127	Austin Cates, UNLV	93
Strikeouts Per Nine Innings (150 ranked)					Hagen Smith, Arkansas	16.65	Austin Cates, UNLV	11.63
Total Bases (147 ranked)	Reed Spenrath	129	4	107	Charlie Condon, Georgia	186	Austin Kryszczuk, UNLV	126
	Will Asby	147	6	105				
Toughest to Strike Out (150 ranked)	Will Asby	114	3	8.8	Camden Janik, Illinois	20.5	Rocco Peppi, Fresno St.	10.4
Triples (77 ranked)	Reed Spenrath	20	1	4	Ethan Conrad, Marist	12	4 players tied	4
Triples Per Game (138 ranked)	Reed Spenrath	57	2	0.09	Ethan Conrad, Marist	0.28	Robert Hamchuk, San Jose St.	0.10
Victories (114 ranked)					Matthew Matthijs, North Carolina	11	Austin Cates, UNLV	6
WHIP (150 ranked)					Evan Aschenbeck, Texas A&M	0.76	Jake Riding, Fresno St.	1.10
Walks Allowed Per Nine Innings (150 ranked)					Kyle Roche, Richmond	0.28	Austin Cates, UNLV	1.63

## DOUBLE PLAYS IN ORDER

#	GM#	DATE	OPPONENT	PITCHER	SCORING	FIELDERS	INN	OUTS
1	1	Feb 16	vs Oregon State	BARNHOUSE	36 GDP	SPENRATH-WEISSENBORN	5	1
2	1	Feb 16	vs OregonState	STEINKAMP	643 GDP	WEISSENBORN-DIXON-SPENRATH	7	1
3	2	Feb 17	vs CSUB	LOPEZ	36 GDP	SPENRATH-WEISSENBORN	4	1
4	3	Feb 18	vs Minnesota	PURSER	643 GDP	WEISSENBORN-KINKADE-SPENRATH	2	0
5	3	Feb 18	vs Minnesota	STILL	363 GDP INT	SPENRATH-WEISSENBORN-SPENRATH	7	1
6	4	Feb 19	vs CSUB	BAKER-LIVINGS.	643 GDP	DIXON-KINKADE-OTT	4	1
7	5	Feb 22	S. Dakota St.	JACKSON	643 GDP	DIXON-KINKADE-SPENRATH	1	1
8	6	Feb 23	S. Dakota St.	LOPEZ	543 GDP	McALISTER-MANSY-SPENRATH	5	0
9	7	Feb 24	S. Dakota St.	BAKER-LIVINGS.	643 GDP	DIXON-KINKADE-SPENRATH	1	1
10	7	Feb 24	S. Dakota St.	BARNHOUSE	53 DP	McALISTER-SPENRATH	4	0
11	7	Feb 24	S. Dakota St.	PURSER	63 GDP	DIXON-SPENRATH	8	0
12	7	Feb 24	S. Dakota St.	STILL	463 GDP	KINKADE-DIXON-SPENRATH	9	0
13	10	Mar 02	Hofstra	BANNISTER	463 GDP	KINKADE-DIXON-SPENRATH	5	1
14	11	Mar 02	Hofstra	RUSSELL	63 GDP	DIXON-SPENRATH	3	1
15	13	Mar 05	TexasTech	CASTILLO	463 GDP	KINKADE-DIXON-SPENRATH	5	0
16	15	Mar 09	UNLV	RUSSELL	643 GDP	DIXON-KINKADE-SPENRATH	3	1
17	15	Mar 09	UNLV	BARNHOUSE	643 GDP	DIXON-MANSY-SPENRATH	9	1
18	17	Mar 12	at ArizonaState	PENGELLY	463 GDP	DIXON-WEISSENBORN-SPENRATH	3	0
19	17	Mar 12	at ArizonaState	STILL	463 GDP	DIXON-WEISSENBORN-SPENRATH	7	1
20	18	Mar 15	at Nevada	STILL	463 GDP	DIXON-WEISSENBORN-SPENRATH	4	0
21	20	Mar 17	at Nevada	BARNHOUSE	463 GDP	DIXON-WEISSENBORN-SPENRATH	7	1
22	21	Mar 19	New Mexico St.	RUSSELL	43 DP	DIXON-SPENRATH	4	1
23	21	Mar 19	New Mexico St.	STILL	643 DP	WEISSENBORN-DIXON-SPENRATH	6	1
24	22	Mar 22	San Jose State	LOPEZ, D.	643 GDP	WEISSENBORN-DIXON-SPENRATH	2	1
25	22	Mar 22	San Jose State	LOPEZ, D.	643 GDP	WEISSENBORN-DIXON-SPENRATH	4	1
26	22	Mar 22	San Jose State	STEINKAMP, A	643 GDP	WEISSENBORN-DIXON-SPENRATH	5	1
27	22	Mar 22	San Jose State	STEINKAMP, A	463 GDP	DIXON-WEISSENBORN-SPENRATH	6	1
28	24	Mar 23	San Jose State	CASTILLO, R.	463 GDP	KINKADE-DIXON-SPENRATH	7	1
29	25	Mar 28	at San Diego St.	JACKSON, J.	463 DP	McALISTER-DIXON-SPENRATH	6	0
30	27	Mar 29	at San Diego St.	CASTILLO, R.	463 GDP	McALISTER-DIXON-SPENRATH	1	0
31	31	Apr 9	at New Mexico St.	JACKSON, J.	36 DP	SPENRATH-DIXON	3	1
32	32	Apr 12	Fresno State	PENGELLY, D.	643 GDP	DIXON, D.-KINKADE, K.-SPENRATH, R.	3	1
33	32	Apr 12	Fresno State	STEINKAMP, A	643 GDP	DIXON, D.-KINKADE, K.-SPENRATH, R.	4	0
34	37	Apr 21	at Air Force	BANNISTER, W	463 DP	KINKADE, K.-DIXON, D.-SPENRATH, R.	7	1
35	39	Apr 23	at Texas Tech	STEINKAMP, A	643 GDP	WEISSENBORN-KINKADE, K.-SPENRATH, R.	5	0
36	41	Apr 27	San Diego State	RUSSELL, B.	543 GDP	MCALISTER, J-KINKADE, K.-SPENRATH, R.	4	1
37	43	Apr 30	at New Mexico St.	LOPEZ, D.	643 GDP	DIXON, D.-KINKADE, K.-SPENRATH, R.	2	1
38	43	Apr 30	at New Mexico St.	LOPEZ, D.	463 GDP	KINKADE, K.-DIXON, D.-SPENRATH, R.	4	1

## STOLEN BASE ATTEMPTS IN ORDER

GM#	DATE	OPPONENT	RUNNER	BASE	RESULT	INN	OUTS	COUNT	SCORE	RATIO	FINAL
1	Feb 16	vs Oregon St.	WALKER, K.	2	CS	1	0	3-3	0-0	0-1	L, 6-15
4	Feb 19	vs CSUB	MCALISTER, J	2	SB	5	0	-	4-0	1-2	W, 6-2
4	Feb 19	vs CSUB	SMITH, K.	2	CS	6	2	1-0	6-0	1-3	W, 6-2
4	Feb 19	vs CSUB	MCALISTER, J	2	SB	7	1	-	6-0	2-4	W, 6-2
5	Feb 22	S. Dakota St.	WOOD, T.	2	SB	2	1	-	0-3	3-5	L, 5-11
6	Feb 23	S. Dakota St.	STEPHENS, S.	2	SB	7	1	-	8-9	4-6	W, 12-11
7	Feb 24	S. Dakota St.	MCALISTER, J	2	SB	6	1	-	3-6	5-7	W, 9-8
8	Feb 24	S. Dakota St.	STEPHENS, S.	2	SB	3	2	-	6-1	6-8	W, 13-2
8	Feb 24	S. Dakota St.	WOOD, T.	2	SB	5	0	-	7-2	7-9	W, 13-2
9	Mar 01	Hofstra	STEPHENS, S.	2	SB	5	0	-	2-3	8-10	L, 9-10
9	Mar 01	Hofstra	STEPHENS, S.	3	SB	5	0	-	2-3	9-11	L, 9-10
9	Mar 01	Hofstra	STEPHENS, S.	2	SB	8	0	-	6-10	10-12	L, 9-10
10	Mar 02	Hofstra	WOOD, T.	2	SB	8	2	-	12-14	11-13	L, 15-16
10	Mar 02	Hofstra	WALKER, K.	2	CS	9	2	1-0	14-14	11-14	L, 15-16
11	Mar 02	Hofstra	WOOD, T.	2	CS	4	0	-	4-6	11-15	W, 11-7
12	Mar 03	Hofstra	STEPHENS, S.	2	SB	2	2	-	2-0	12-16	W, 9-6
12	Mar 03	Hofstra	STEPHENS, S.	2	CS	7	1	-	9-5	12-17	W, 9-6
13	Mar 05	Texas Tech	WOOD, T.	2	SB	2	1	-	0-7	13-18	L, 8-11
13	Mar 05	Texas Tech	WOOD, T.	2	SB	3	1	-	4-7	14-19	L, 8-11
13	Mar 05	Texas Tech	STEPHENS, S.	2	SB	7	2	-	8-11	15-20	L, 8-11
13	Mar 05	Texas Tech	STEPHENS, S.	2	SB	9	2	-	8-11	16-21	L, 8-11
14	Mar 09	UNLV	SPENRATH, R.	2	SB	7	0	3-3	5-2	17-22	W, 7-6
15	Mar 09	UNLV	SMITH, K.	2	SB	1	1	-	5-3	18-23	W, 31-15
17	Mar 12	at Arizona St.	WOOD, T.	2	SB	4	1	-	2-3	19-24	W, 6-4
17	Mar 12	at Arizona St.	WALKER, K.	2	SB	5	2	-	3-3	20-25	W, 6-4
17	Mar 12	at Arizona St.	WOOD, T.	2	SB	8	1	-	6-3	21-26	W, 6-4
17	Mar 12	at Arizona St.	STEPHENS, S.	2	CS	9	1	-	6-4	21-27	W, 6-4
18	Mar 15	at Nevada	WOOD, T.	2	SB	2	0	-	0-0	22-28	L, 2-13
18	Mar 15	at Nevada	WOOD, T.	2	SB	4	0	-	1-5	23-29	L, 2-13
20	Mar 17	at Nevada	WOOD, T.	2	CS	5	0	-	8-7	23-30	W, 10-8
22	Mar 22	San Jose St.	SPENRATH, R.	2	SB	1	2	-	1-1	24-31	L, 13-16
24	Mar 23	San Jose St.	SPENRATH, R.	2	SB	2	2	-	6-3	25-32	W, 17-4
25	Mar 28	at San Diego St.	ASBY, W.	2	SB	4	2	-	0-0	26-33	W, 5-2
25	Mar 28	at San Diego St.	DIXON, D.	2	SB	6	1	-	5-0	27-34	W, 5-2
27	Mar 29	at San Diego St.	SPENRATH, R.	2	SB	4	1	3-3	0-6	28-35	L, 0-13
29	Apr 05	Sam Houston	WALKER, K.	2	CS	3	2	3-2	2-15	28-36	L 14-23
30	Apr 07	Sam Houston	STEPHENS, S.	2	CS	5	1	-	1-8	28-37	L 3-14
33	Apr 13	Fresno State	WOOD, T.	2	SB	3	0	-	5-4	29-38	L 19-23
34	Apr 14	Fresno State	WOOD, T.	2	SB	2	1	-	1-0	30-39	W 6-2
37	Apr 21	at Air Force	WOOD, T.	2	CS	2	1	-	0-0	30-40	W 6-5
38	Apr 21	at Air Force	ASBY, W.	2	CS	1	1	3-3	0-0	30-41	L 7-18
39	Apr 23	at Texas Tech	KINKADE, K.	2	SB	1	0	3-3	0-0	31-42	W 17-3
39	Apr 23	at Texas Tech	WOOD, T.	2	SB	2	0	-	0-1	32-43	W 17-3
39	Apr 23	at Texas Tech	WALKER, K.	2	SB	6	2	-	8-3	33-44	W 17-3
43	Apr 30	at New Mexico St.	WOOD, T.	2	SB	3	2	-	4-1	34-45	L 8-10

## 2024 NEW MEXICO PITCH MIXES AND VELO RANGES

### #6 BRIAN MCBROOM (RHP)

2-SEAM FB 87-90  
SL 77-79  
CH 76-77

### #13 BRETT RUSSELL (RHP)

FB 90-94  
CB 80-83  
SPLT 81-83

### #17 CRISTIAN MOGEN (RHP)

FB 88-91  
CB 74-76  
CH 78-80

### #19 JUSTIN STILL (LHP)

FB 88-90  
SL 78-80  
SPLT 74-76

### #23 JAREN JACKSON (LHP)

FB 89-93  
SL 78-80  
CH 76-78

### #27 DAVID LOPEZ (RHP)

FB 90-96  
SL 82-84  
CB 74-77  
SPLT 84-87

### #29 WYATT HARDY (RHP)

FB 89-92  
SL 76-78  
CUT 81-83  
CB 72-74  
CH 79-81

### #31 DAYNE PENGELLY (RHP)

FB 92-95 (97)  
SL 83-85  
CH 85-87

### #33 DAXTON PURSER (LHP)

FB 88-92  
CB 74-76  
SL 71-73

### #34 JOSH BARNHOUSE (RHP)

FB 88-90  
CB 73-75  
SL 79-82  
CH 79-81

### #40 WIL BANNISTER (RHP)

FB 88-91  
CUT 77-79  
SL 73-75  
CB 68-70

## BY PITCH COUNT

Pitchers	vs	BF	NP	Avg	Balls	Strikes	%Strik	BB	K	H	Fly	Gnd	InPlay
BAKER-LIVING	all	25	99	4.0	33	66	66.7	1	8	6	4	4	14
BANNISTER, W	all	200	697	3.5	261	436	62.6	19	26	48	64	36	150
BARNHOUSE, J	all	163	627	3.8	227	400	63.8	16	33	48	37	26	112
CASTILLO, R.	all	91	321	3.5	125	196	61.1	5	20	31	10	20	63
HARDY, W.	all	52	205	3.9	76	129	62.9	4	12	21	6	9	36
JACKSON, J.	all	198	772	3.9	301	471	61.0	22	39	62	34	30	136
LEHMBECK, B.	all	13	50	3.8	19	31	62.0	1	2	6	2	2	10
LOPEZ, D.	all	251	889	3.5	351	538	60.5	21	34	74	46	66	192
MCBROOM, B.	all	80	285	3.6	111	174	61.1	8	11	20	21	15	59
MOGEN, C.	all	8	26	3.2	9	17	65.4	0	0	2	3	3	8
NEIL, A.	all	32	144	4.5	87	57	39.6	13	5	3	3	4	11
PENGELLY, D.	all	180	740	4.1	303	437	59.1	24	38	53	23	33	113
PURSER, D.	all	159	653	4.1	267	386	59.1	26	33	32	36	21	93
ROMERO, B.	all	3	12	4.0	9	3	25.0	2	0	0	1	0	1
RUSSELL, B.	all	165	596	3.6	208	388	65.1	10	32	38	37	40	122
STEINKAMP, A	all	154	553	3.6	192	361	65.3	14	17	47	31	37	120
STILL, J.	all	67	282	4.2	134	148	52.5	15	11	15	9	12	38



# LOBO HOME RUN TRACKER

NO.	PLAYER	GM#	DATE	OPPONENT	ON BASE	INN	OUTS	COUNT	SCORE	FINAL
1.	Jake Holland (1)	1	Feb 16	vs Oregon State	0	8	1	0-0	1-15	L, 6-15
2.	Josh McAlister (1)	2	Feb 17	vs CSU Bakersfield	0*	2	0	0-0	0-0	W, 4-3
3.	Will Asby (1)	2	Feb 17	vs CSU Bakersfield	0	2	0	3-1	1-0	W, 4-3
4.	Will Asby (2)	2	Feb 17	vs CSU Bakersfield	0	4	2	1-1	2-1	W, 4-3
5.	Will Asby (3)	8	Feb 24	South Dakota State	1	1	1	2-1	0-0	W, 13-2
6.	Gene Trujillo (1)	8	Feb 24	South Dakota State	1	7	0	1-1	11-2	W, 13-2
7.	Will Asby (4)	9	Mar 01	Hofstra	1	8	1	0-1	6-10	L, 9-10
8.	Kyle Smith (1)	10	Mar 02	Hofstra	1	6	0	3-2	7-8	L, 15-16
9.	Ethan Ott (1)	11	Mar 02	Hofstra	1	3	1	1-1	2-6	W, 11-7
10.	Jake Holland (2)	11	Mar 02	Hofstra	1	5	1	0-0	5-7	W, 11-7
11.	Tye Wood (1)	11	Mar 02	Hofstra	0	5	1	3-1	7-7	W, 11-7
12.	Jake Holland (3)	11	Mar 02	Hofstra	2	6	2	1-0	8-7	W, 11-7
13.	Jake Holland (4)	12	Mar 03	Hofstra	1	2	0	1-2	0-0	W, 9-6
14.	Tye Wood (2)	12	Mar 03	Hofstra	3#	4	2	0-1	3-2	W, 9-6
15.	Ethan Ott (2)	14	Mar 09	UNLV	0	2	1	0-0	0-1	W, 7-6
16.	Will Asby (5)	15	Mar 09	UNLV	3#	3	1	0-0	16-7	W, 31-15
17.	Kyle Smith (2)	15	Mar 09	UNLV	2	6	2	1-0	22-15	W, 31-15
18.	Reed Spenrath (1)	16	Mar 10	UNLV	2	6	1	1-2	2-4	W, 6-5
19.	Reed Spenrath (2)	17	Mar 12	at Arizona State	1	4	1	2-1	0-3	W, 6-4
20.	Devon Dixon (1)	17	Mar 12	at Arizona State	2	6	1	2-0	3-3	W, 6-4
21.	Reed Spenrath (3)	20	Mar 17	at Nevada	2	1	1	1-0	0-0	W, 10-8
22.	Jake Holland (5)	20	Mar 17	at Nevada	1	7	0	0-1	8-7	W, 10-8
23.	Will Asby (6)	21	Mar 19	New Mexico State	3#	3	2	3-1	3-5	W, 14-4
24.	Devon Dixon (2)	21	Mar 19	New Mexico State	0	4	2	1-1	9-3	W, 14-4
25.	Reed Spenrath (4)	21	Mar 19	New Mexico State	0	6	1	2-0	9-4	W, 14-4
26.	Jake Holland (6)	22	Mar 22	San Jose State	2	2	2	2-0	3-3	L, 13-16
27.	Will Asby (7)	23	Mar 23	San Jose State	0*	5	0	0-0	2-2	W, 7-5
28.	Jake Holland (7)	23	Mar 23	San Jose State	0*	7	0	0-0	3-4	W, 7-5
29.	Gene Trujillo (2)	24	Mar 23	San Jose State	0*	2	0	1-0	1-3	W, 17-4
30.	Jake Holland (8)	24	Mar 23	San Jose State	2	2	2	0-0	3-3	W, 17-4
31.	Josh McAlister (2)	24	Mar 23	San Jose State	1	5	2	1-2	12-4	W, 17-4
32.	Jake Holland (9)	24	Mar 23	San Jose State	2	6	1	0-0	14-4	W, 17-4
33.	Jake Holland (10)	26	Mar 29	at San Diego State	2	8	1	0-0	0-5	L, 6-8
34.	Reed Spenrath (5)	26	Mar 29	at San Diego State	0	8	1	0-0	3-5	L, 6-8
35.	Gene Trujillo (3)	29	April 5	Sam Houston	1	2	0	0-0	0-13	L, 14-23
36.	Josh McAlister (3)	29	April 5	Sam Houston	0	4	1	2-1	5-15	L, 14-23
37.	Reed Spenrath (6)	29	April 5	Sam Houston	1	6	1	2-1	11-21	L, 14-23
38.	Jake Holland (11)	33	Apr 13	Fresno State	1	6	0	3-2	9-6	L 19-23
39.	Jake Holland (12)	33	Apr 13	Fresno State	2	9	0	0-0	12-23	L 19-23
40.	Jake Holland (13)	34	Apr 14	Fresno State	0	1	2	2-0	0-0	W 6-2
41.	Reed Spenrath (7)	34	Apr 14	Fresno State	0	6	1	2-1	1-1	W 6-2
42.	Reed Spenrath (8)	36	April 19	at Air Force	0*	2	0	1-1	0-2	L 3-12
43.	Will Asby (8)	37	April 21	at Air Force	2	5	1	0-0	1-2	W 6-5
44.	Reed Spenrath (9)	38	April 21	at Air Force	0*	2	0	0-0	0-2	L 7-18
45.	Will Asby (9)	39	Apr 23	at Texas Tech	0	7	0	2-0	8-3	W 17-3
46.	C. Weissenborn(1)	39	Apr 23	at Texas Tech	0	8	1	2-2	9-3	W 17-3
47.	Khalil Walker (1)	39	Apr 23	at Texas Tech	0	8	1	1-2	10-3	W 17-3
48.	Will Asby (10)	39	Apr 23	at Texas Tech	3#	9	2	0-1	13-3	W 17-3
49.	Josh McAlister (4)	41	Apr 27	San Diego State	0	5	1	0-0	6-0	W 19-5
50.	Gene Trujillo (4)	41	Apr 27	San Diego State	2	8	1	0-1	16-0	W 19-5
51.	McAlister (5)	42	Apr 28	San Diego State	0	6	1	3-2	1-7	W 9-7
52.	Khalil Walker (2)	42	Apr 28	San Diego State	0	6	2	2-1	2-7	W 9-7
53.	Devon Dixon (3)	42	Apr 28	San Diego State	3#	9	1	1-0	5-7	W 9-7
54.	Kyle Smith (3)	43	Apr 30	at New Mexico State	3#	3	2	1-0	0-1	L 8-10

\* - Leadoff Home Run

# - Grand Slam

## MISCELLANEOUS HITTING

Multiple Hit Games	2	3	4	5+	Total
30 SPENRATH, Reed	15	2	2	-	19
15 WALKER, Khalil	12	2	1	1	16
12 ASBY, Will	5	7	3	-	15
18 HOLLAND, Jake	6	4	1	1	12
8 KINKADE, Konner	8	3	-	-	11
4 WOOD, Tye	7	3	-	-	10
24 SMITH, Kyle	6	-	1	1	8
11 STEPHENS, Sean	5	2	-	-	7
9 MCALISTER, Josh	5	2	-	-	7
14 CARRIS, Akili	5	1	-	-	6
3 DIXON, Devon	4	2	-	-	6
2 WEISSENBORN, Chase	2	3	-	-	5
47 OTT, Ethan	4	1	-	-	5
43 TRUJILLO, Gene	2	1	-	-	3
26 MANSY, Luke	-	1	-	-	1
TEAM	86	34	8	3	131

Multiple RBI Games	2	3	4	5+	Total
18 HOLLAND, Jake	5	2	-	4	11
30 SPENRATH, Reed	5	4	-	1	10
12 ASBY, Will	4	1	3	2	10
4 WOOD, Tye	7	1	1	-	9
8 KINKADE, Konner	4	2	1	-	7
11 STEPHENS, Sean	6	-	-	-	6
3 DIXON, Devon	3	-	2	-	5
14 CARRIS, Akili	2	2	-	-	4
2 WEISSENBORN, Chase	-	2	2	-	4
43 TRUJILLO, Gene	2	2	-	-	4
9 MCALISTER, Josh	1	2	1	-	4
24 SMITH, Kyle	1	-	1	2	4
47 OTT, Ethan	2	1	-	-	3
15 WALKER, Khalil	1	1	-	-	2
26 MANSY, Luke	1	-	-	-	1
TEAM	44	20	11	9	84

Hitting Streaks	Longest	Current
15 WALKER, Khalil	14	14
30 SPENRATH, Reed	10	-
18 HOLLAND, Jake	10	2
47 OTT, Ethan	9	-
12 ASBY, Will	7	7
11 STEPHENS, Sean	7	1
4 WOOD, Tye	7	7
3 DIXON, Devon	6	-
8 KINKADE, Konner	6	1
14 CARRIS, Akili	6	1
43 TRUJILLO, Gene	5	3
9 MCALISTER, Josh	4	-
2 WEISSENBORN, Chase	3	-
24 SMITH, Kyle	3	1
26 MANSY, Luke	3	-
10 MUNGUIA, Austin	1	-

Reached Base Streaks	Longest	Current
30 SPENRATH, Reed	25	25
9 MCALISTER, Josh	14	-
15 WALKER, Khalil	14	14
4 WOOD, Tye	13	7
18 HOLLAND, Jake	13	13
11 STEPHENS, Sean	12	2
3 DIXON, Devon	11	-
47 OTT, Ethan	10	-
12 ASBY, Will	10	7
2 WEISSENBORN, Chase	10	-
8 KINKADE, Konner	9	6
24 SMITH, Kyle	7	1
14 CARRIS, Akili	7	2
26 MANSY, Luke	5	-
43 TRUJILLO, Gene	5	3
10 MUNGUIA, Austin	1	-

# LAST WEEK'S STATS (AT TEXAS TECH, VS. SDSU 4/23-28)

Record: 4-0 Home: 3-0 Away: 1-0 MW: 3-0

Player	avg	gp-gs	ab	r	h	2b	3b	hr	rbi	tb	slg%	bb	hp	so	gdp	ob%	sf	sh	sb-att	po	a	e	fld%	
15 WALKER, Khalil	.600	4-4	15	6	9	3	0	2	3	18	1.200	4	0	1	0	.684	0	0	1-1	11	1	0	1.000	
12 ASBY, Will	.526	4-4	19	5	10	1	1	2	8	19	1.000	2	0	2	0	.545	1	0	0-0	12	0	0	1.000	
30 SPENRATH, Reed	.444	4-4	18	7	8	2	0	0	4	10	.556	3	0	5	0	.524	0	0	0-0	28	0	0	1.000	
2 WEISSENBORN, Chase	.417	4-4	12	3	5	0	0	1	8	8	.667	2	2	4	0	.563	0	0	0-0	2	9	0	1.000	
24 SMITH, Kyle	.333	4-4	12	7	4	0	0	0	1	4	.333	4	1	1	0	.529	0	0	0-0	8	0	0	1.000	
9 MCALISTER, Josh	.313	4-4	16	4	5	0	0	2	4	11	.688	4	0	7	1	.429	1	0	0-0	0	6	1	.857	
4 WOOD, Tye	.313	4-4	16	3	5	0	1	0	6	7	.438	3	0	4	0	.381	2	0	1-1	9	0	0	1.000	
8 KINKADE, Konner	.278	4-4	18	4	5	1	0	0	3	6	.333	2	1	0	0	.364	1	0	1-1	8	12	0	1.000	
18 HOLLAND, Jake	.235	4-4	17	5	4	1	0	0	2	5	.294	2	1	4	2	.333	1	0	0-0	24	2	0	1.000	
-----																								
11 STEPHENS, Sean	1.000	4-0	1	3	1	1	0	0	2	2	2.000	1	0	0	0	1.000	0	0	0-0	2	0	0	1.000	
47 OTT, Ethan	1.000	2-0	1	1	1	0	0	0	0	1	1.000	1	0	0	0	1.000	0	0	0-0	0	0	0	.000	
43 TRUJILLO, Gene	.500	3-0	4	1	2	1	0	1	3	6	1.500	2	0	2	0	.667	0	0	0-0	0	0	0	.000	
3 DIXON, Devon	.500	4-0	2	3	1	0	0	1	4	4	2.000	1	0	0	0	.667	0	0	0-0	2	1	0	1.000	
10 MUNGUIA, Austin	.000	1-0	1	0	0	0	0	0	0	0	.000	0	0	1	0	.000	0	0	0-0	2	0	1	.667	
14 CARRIS, Akili	.000	1-0	0	1	0	0	0	0	0	0	.000	1	0	0	0	1.000	0	0	0-0	0	0	0	.000	
Totals	.395	4	152	53	60	10	2	9	48	101	.664	32	5	31	3	.497	6	0	3-3	108	33	2	.986	
Opponents	.254	4	138	19	35	7	2	4	16	58	.420	18	2	34	2	.344	2	0	2-3	100	28	6	.955	

LOB - Team (42), Opp (33). DPs turned - Team (2), Opp (3). IBB - Team (1), MCALISTER, J 1.

## (this week Sorted by Earned run avg)

Player	era	w-l	app	gs	cg	sho	sv	ip	h	r	er	bb	so	2b	3b	hr	b/avg	wp	hp	bk	sfa	sha		
13 RUSSELL, Brett	0.00	1-0	1	1	0	0/0	0	7.0	3	0	0	1	7	0	1	0	.130	0	0	0	0	0		
40 BANNISTER, Wil	0.00	1-0	3	0	0	0/0	0	4.0	1	0	0	1	3	0	0	0	.077	1	0	0	0	0		
23 JACKSON, Jaren	3.38	1-0	3	0	0	0/0	0	5.1	5	2	2	2	5	0	1	0	.238	1	0	0	0	0		
35 STEINKAMP, Arthur	4.15	1-0	3	0	0	0/0	0	4.1	7	2	2	3	1	1	0	0	.389	0	0	0	0	0		
31 PENGELLY, Dayne	6.00	0-0	1	1	0	0/0	0	6.0	6	4	4	4	9	2	0	2	.261	1	0	0	0	0		
34 BARNHOUSE, Josh	6.75	0-0	2	2	0	0/0	0	6.2	10	5	5	2	7	3	0	2	.345	0	0	0	1	0		
-----																								
6 MCBROOM, Brian	5.40	0-0	2	0	0	0/0	0	1.2	2	1	1	1	0	1	0	0	.333	0	1	0	1	0		
48 NEIL, Andrew	18.00	0-0	1	0	0	0/0	0	1.0	1	5	2	4	2	0	0	0	.200	0	1	0	0	0		
Totals	4.00	4-0	4	4	0	0/0	0	36.0	35	19	16	18	34	7	2	4	.254	3	2	0	2	0		
Opponents	12.96	0-4	4	4	0	0/0	0	33.1	60	53	48	32	31	10	2	9	.395	5	5	0	6	0		

SBA/ATT - HOLLAND, J. (2-3), PENGELLY, D. (0-1), BANNISTER, W (1-1), BARNHOUSE, J (1-1).

# EIGHT-GAME LOSING STREAK (3/29 - 4/13)

Record: 0-8 Home: 0-4 Away: 0-4 MW: 0-4

Player	avg	gp-gs	ab	r	h	2b	3b	hr	rbi	tb	slg%	bb	hp	so	gdp	ob%	sf	sh	sb-att	po	a	e	fld%	
15 WALKER, Khalil	.478	7-5	23	3	11	2	0	0	2	13	.565	2	1	2	0	.538	0	0	0-1	8	1	1	.900	
30 SPENRATH, Reed	.444	8-8	27	8	12	5	1	2	7	25	.926	5	1	9	0	.545	0	0	1-1	70	5	1	.987	
18 HOLLAND, Jake	.423	7-7	26	7	11	2	1	3	14	24	.923	2	0	4	0	.448	1	0	0-0	43	4	0	1.000	
8 KINKADE, Konner	.370	7-6	27	5	10	3	0	0	6	13	.481	2	1	2	2	.433	0	1	0-0	10	15	0	1.000	
43 TRUJILLO, Gene	.316	8-4	19	3	6	1	0	1	4	10	.526	0	1	6	0	.350	0	0	0-0	0	0	0	.000	
12 ASBY, Will	.241	8-8	29	8	7	2	0	0	2	9	.310	5	1	7	0	.361	1	1	0-0	14	0	2	.875	
14 CARRIS, Akili	.238	6-6	21	4	5	1	0	0	2	6	.286	1	0	6	0	.273	0	0	0-0	3	7	1	.909	
4 WOOD, Tye	.200	7-7	25	5	5	0	0	0	4	5	.200	3	2	7	2	.333	0	0	1-1	5	0	1	.833	
9 MCALISTER, Josh	.190	6-5	21	1	4	0	0	1	3	7	.333	1	0	11	0	.227	0	0	0-0	4	12	5	.762	
3 DIXON, Devon	.125	8-8	24	4	3	1	1	0	2	6	.250	5	0	6	2	.276	0	0	0-0	9	26	2	.946	
-----																								
47 OTT, Ethan	.273	6-3	11	0	3	0	0	0	2	3	.273	1	0	3	0	.333	0	0	0-0	2	0	0	1.000	
24 SMITH, Kyle	.250	5-2	12	2	3	1	0	0	0	4	.333	0	2	2	0	.357	0	0	0-0	13	2	1	.938	
11 STEPHENS, Sean	.083	5-3	12	0	1	0	0	0	0	1	.083	0	1	4	0	.154	0	0	0-1	14	1	1	.938	
26 MANSY, Luke	.000	2-0	2	0	0	0	0	0	0	0	.000	1	0	0	0	.333	0	0	0-0	1	0	0	1.000	
10 MUNGUIA, Austin	.000	2-0	1	0	0	0	0	0	0	0	.000	0	0	1	0	.000	0	0	0-0	0	0	0	.000	
48 NEIL, Andrew	.000	1-0	0	0	0	0	0	0	0	0	.000	0	0	0	0	.000	0	0	0-0	0	0	0	.000	
Totals	.289	8	280	50	81	18	3	7	48	126	.450	28	10	70	6	.372	2	2	2-4	198	78	16	.945	
Opponents	.401	8	322	110	129	28	9	15	100	220	.683	45	10	57	3	.483	4	1	15-16	210	65	6	.979	

LOB - Team (62), Opp (74). DPs turned - Team (4), Opp (7).

## (8 GAME SKID Sorted by Earned run avg)

Player	era	w-l	app	gs	cg	sho	sv	ip	h	r	er	bb	so	2b	3b	hr	b/avg	wp	hp	bk	sfa	sha
40 BANNISTER, Wil	0.00	0-0	5	0	0	0/0	0	8.2	3	1	0	3	6	0	0	0	.103	0	0	0	0	0
13 RUSSELL, Brett	6.30	0-0	5	1	0	0/0	0	10.0	13	7	7	1	8	3	0	3	.310	0	1	0	0	0
27 LOPEZ, David	9.00	0-0	2	0	0	0/0	0	8.0	14	9	8	5	5	4	1	1	.368	1	0	0	0	1
-----																						
6 MCBROOM, Brian	10.38	0-0	6	0	0	0/0	0	4.1	6	5	5	3	3	1	1	1	.316	0	1	0	0	0
33 PURSER, Daxton	12.86	0-2	2	2	0	0/0	0	7.0	14	12	10	7	16	3	1	1	.389	1	3	0	0	0
48 NEIL, Andrew	13.50	0-0	1	0	0	0/0	0	0.2	0	1	1	4	0	0	0	0	.000	1	0	0	0	0
35 STEINKAMP, Arthur	14.40	0-0	4	0	0	0/0	0	5.0	12	9	8	1	2	2	2	2	.444	1	1	0	1	0
23 JACKSON, Jaren	15.19	0-1	4	0	0	0/0	0	5.1	10	10	9	6	6	1	0	0	.417	1	1	0	1	0
34 BARNHOUSE, Josh	17.18	0-1	3	1	0	0/0	0	3.2	7	7	7	4	1	0	1	1	.412	0	0	0	1	0
38 LEHMBECK, Blake	18.00	0-0	1	0	0	0/0	0	1.0	3	2	2	1	0	0	1	0	.500	2	0	0	0	0
31 PENGELLY, Dayne	21.21	0-2	2	2	0	0/0	0	4.2	19	18	11	2	3	6	1	4	.576	3	1	0	0	0
19 STILL, Justin	27.00	0-0	3	0	0	0/0	0	2.0	5	6	6	4	0	1	1	0	.556	1	0	0	1	0
39 CASTILLO, Ryan	28.93	0-2	3	2	0	0/0	0	4.2	19	16	15	1	5	6	0	1	.576	1	2	0	0	0
41 ROMERO, Blane	54.00	0-0	1	0	0	0/0	0	0.1	0	2	2	2	0	0	0	0	.000	0	0	0	0	0
29 HARDY, Wyatt	67.50	0-0	2	0	0	0/0	0	0.2	4	5	5	1	2	1	0	1	.667	0	0	0	0	0
Totals	12.95	0-8	8	8	0	0/0	0	66.0	129	110	95	45	57	28	9	15	.401	12	10	0	4	1
Opponents	6.30	8-0	8	8	1	1/0	3	70.0	81	50	49	28	70	18	3	7	.289	8	10	1	2	2

PB - Team (1), HOLLAND, J. 1, Opp (1). Pickoffs - Team (1), BANNISTER, W 1. SBA/ATT - HOLLAND, J. (8-8), SMITH, K. (7-7), PURSER, D. (4-4), JACKSON, J. (2-2), RUSSELL, B. (2-2), PENGELLY, D. (2-2), CASTILLO, R. (2-2), MCBROOM, B. (1-1), NEIL, A. (1-1), BARNHOUSE, J (1-1), BANNISTER, W (0-1).

# SINCE SNAPPING THE LOSING STREAK (4/14 - PRESENT)

Record: 7-3 Home: 5-0 Away: 2-3 MW: 5-2

Player	avg	gp-gs	ab	r	h	2b	3b	hr	rbi	tb	slg%	bb	hp	so	gdp	ob%	sf	sh	sb-att	po	a	e	fld%
15 WALKER, Khalil	.567	10-10	30	11	17	4	0	2	3	27	.900	8	1	4	0	.667	0	3	1-1	28	1	0	1.000
12 ASBY, Will	.429	10-10	42	9	18	2	1	3	14	31	.738	5	1	2	0	.480	2	0	0-1	26	0	0	1.000
4 WOOD, Tye	.378	10-10	37	4	14	3	2	0	10	21	.568	5	1	8	0	.435	3	0	3-4	18	0	0	1.000
30 SPENRATH, Reed	.325	10-10	40	12	13	4	0	3	9	26	.650	7	0	13	0	.426	0	0	0-0	83	2	0	1.000
18 HOLLAND, Jake	.294	8-8	34	9	10	1	0	1	4	14	.412	3	1	7	2	.359	1	0	0-0	44	7	0	1.000
8 KINKADE, Konner	.250	10-10	40	8	10	1	0	0	5	11	.275	3	2	1	0	.326	1	4	1-1	21	28	0	1.000
24 SMITH, Kyle	.250	9-9	28	9	7	0	0	1	7	10	.357	7	2	2	1	.421	1	0	0-0	19	0	0	1.000
3 DIXON, Devon	.240	10-6	25	6	6	1	0	1	5	10	.400	3	0	6	1	.321	0	0	0-0	11	21	3	.914
9 MCALISTER, Josh	.227	6-5	22	4	5	0	0	2	4	11	.500	4	0	7	1	.333	1	0	0-0	0	7	3	.700
-----																							
11 STEPHENS, Sean	1.000	6-0	1	3	1	1	0	0	2	2	2.000	1	0	0	0	1.000	0	0	0-0	2	0	0	1.000
2 WEISSENBORN, Chase	.417	4-4	12	3	5	0	0	1	8	8	.667	2	2	4	0	.563	0	0	0-0	2	9	0	1.000
14 CARRIS, Akili	.353	7-5	17	3	6	0	0	0	2	6	.353	1	0	3	0	.389	0	0	0-0	0	11	1	.917
43 TRUJILLO, Gene	.273	6-2	11	3	3	1	0	1	4	7	.636	4	0	5	0	.467	0	0	0-0	0	0	0	.000
47 OTT, Ethan	.250	4-1	4	2	1	0	0	0	0	1	.250	1	1	1	0	.500	0	0	0-0	0	0	0	.000
10 MUNGUIA, Austin	.000	1-0	1	0	0	0	0	0	0	0	.000	0	0	1	0	.000	0	0	0-0	2	0	1	.667
Totals	.337	10	344	86	116	18	3	15	77	185	.538	54	11	64	5	.433	9	7	5-7	258	92	9	.975
Opponents	.251	10	334	67	84	18	3	13	57	147	.440	48	11	70	4	.360	4	2	14-15	250	89	10	.971

LOB - Team (89), Opp (74). DPs turned - Team (5), Opp (7). IBB - Team (1), MCALISTER, J 1.

## (since snapping streak (4/14) Sorted by Earned run avg)

Player	era	w-l	app	gs	cg	sho	sv	ip	h	r	er	bb	so	2b	3b	hr	b/avg	wp	hp	bk	sfa	sha	
13 RUSSELL, Brett	1.38	2-0	2	2	0	0/0	0	13.0	7	2	2	3	10	0	1	1	.152	1	3	0	0	0	
40 BANNISTER, Wil	3.38	1-0	7	0	0	0/0	3	10.2	4	4	4	5	6	0	0	3	.114	1	1	0	0	0	
34 BARNHOUSE, Josh	4.63	1-0	4	3	0	0/0	0	11.2	14	6	6	2	11	4	0	2	.304	1	1	0	1	2	
31 PENGELLY, Dayne	5.40	0-1	2	2	0	0/0	0	10.0	9	8	6	9	13	3	0	2	.231	1	0	0	0	0	
27 LOPEZ, David	9.42	1-1	3	2	0	0/0	0	14.1	19	16	15	5	10	4	0	4	.311	2	2	0	0	0	
-----																							
33 PURSER, Daxton	0.00	0-0	1	1	0	0/0	0	1.0	0	0	0	1	1	0	0	0	.000	0	1	0	0	0	
35 STEINKAMP, Arthur	7.71	1-0	6	0	0	0/0	0	9.1	11	9	8	7	6	3	0	0	.306	0	0	0	1	0	
23 JACKSON, Jaren	8.22	1-0	7	0	0	0/0	0	7.2	12	8	7	6	8	1	1	0	.333	2	1	0	0	0	
6 MCBROOM, Brian	9.00	0-0	4	0	0	0/0	0	3.0	2	3	3	3	0	1	0	0	.200	0	1	0	1	0	
39 CASTILLO, Ryan	9.00	0-1	1	0	0	0/0	0	1.0	0	1	1	1	0	0	0	0	.000	0	0	0	0	0	
48 NEIL, Andrew	13.50	0-0	2	0	0	0/0	0	2.0	2	6	3	4	3	0	1	0	.250	0	1	0	1	0	
29 HARDY, Wyatt	13.50	0-0	1	0	0	0/0	0	1.1	2	2	2	0	1	1	0	1	.333	0	0	0	0	0	
19 STILL, Justin	18.00	0-0	2	0	0	0/0	0	1.0	2	2	2	2	1	1	0	0	.400	0	0	0	0	0	
Totals	6.17	7-3	10	10	0	0/0	3	86.0	84	67	59	48	70	18	3	13	.251	8	11	0	4	2	
Opponents	8.53	3-7	10	10	0	0/0	0	83.1	116	86	79	54	64	18	3	15	.337	8	11	1	9	7	

PB - Team (1), SMITH, K. 1. SBA/ATT - HOLLAND, J. (13-14), RUSSELL, B. (4-4), PENGELLY, D. (3-4), BARNHOUSE, J (3-3), JACKSON, J. (2-2), BANNISTER, W (1-1), SMITH, K. (1-1), STEINKAMP, A (1-1).

# 2024 SEASON / CAREER STATS COMPARISON

Player	SEASON													CAREER												
	Avg	G-GS	AB	R	H	2B	3B	HR	RBI	BB	Hbp	SO	Sb-Att	Avg	G-GS	AB	R	H	2B	3B	HR	RBI	BB	Hbp	SO	Sb-Att
WALKER, Khalil	.423	39-32	123	37	52	9	0	2	15	26	2	18	2-5	.423	39-32	123	37	52	9	0	2	15	26	2	18	2-5
HOLLAND, Jake	.370	33-32	127	36	47	14	1	13	48	11	3	26	0-0	.350	74-66	277	65	97	21	2	25	87	19	4	58	0-0
SPENRATH, Reed	.341	43-42	164	43	56	16	4	9	35	33	2	48	4-4	.331	93-92	354	97	117	27	8	28	100	67	3	118	7-7
ASBY, Will	.339	43-41	168	46	57	14	2	10	47	25	6	19	1-2	.339	43-41	168	46	57	14	2	10	47	25	6	19	1-2
KINKADE, Konner	.322	36-28	115	25	37	6	0	0	26	13	7	16	1-1	.304	71-38	171	38	52	10	0	2	38	28	8	24	1-1
WOOD, Tye	.317	40-38	126	33	40	7	2	2	28	30	12	30	13-16	.317	40-38	126	33	40	7	2	2	28	30	12	30	13-16
SMITH, Kyle	.304	29-23	92	27	28	8	0	3	23	15	8	15	1-2	.289	89-53	225	54	65	14	5	11	54	37	18	43	3-4
MCALISTER, Josh	.272	26-23	92	18	25	3	1	5	17	12	1	28	3-3	.272	26-23	92	18	25	3	1	5	17	12	1	28	3-3
DIXON, Devon	.231	42-38	134	29	31	7	1	3	23	23	2	32	1-1	.255	91-83	298	67	76	17	1	9	50	39	4	61	3-4
-----																										
TRUJILLO, Gene	.359	20-8	39	13	14	3	0	4	13	7	1	13	0-0	.359	20-8	39	13	14	3	0	4	13	7	1	13	0-0
OTT, Ethan	.322	22-16	59	12	19	4	0	2	15	11	4	20	0-0	.322	22-16	59	12	19	4	0	2	15	11	4	20	0-0
WEISSENBORN, Chase	.309	17-17	55	5	17	3	0	1	15	6	2	16	0-0	.277	141-134	465	85	129	26	4	2	68	50	11	111	7-10
CARRIS, Akili	.308	24-21	78	18	24	5	0	0	18	6	0	18	0-0	.294	32-21	85	20	25	5	0	0	18	6	1	20	0-0
STEPHENS, Sean	.305	33-21	82	14	25	2	2	0	13	13	5	15	8-13	.304	107-56	257	56	78	11	3	4	35	30	8	56	18-26
MUNGUJA, Austin	.250	6-0	4	0	1	0	0	0	0	0	0	2	0-0	.250	6-0	4	0	1	0	0	0	0	0	0	2	0-0
MANSY, Luke	.194	14-7	31	8	6	1	0	0	3	12	0	5	0-0	.194	14-7	31	8	6	1	0	0	3	12	0	5	0-0
NEIL, Andrew	.000	3-0	0	2	0	0	0	0	0	0	0	0	0-0	.000	3-0	0	2	0	0	0	0	0	0	0	0	0-0
Totals	.322	43-43	1489	366	479	102	13	54	339	243	55	321	34-47													
Opponents	.327	43-43	1551	376	507	118	21	59	342	201	58	321	58-67													

(All games Sorted by Earned run avg)

Player	SEASON													CAREER												
	ERA	W-L	App	GS	CG	Sho	Sv	IP	H	R	ER	BB	SO	ERA	W-L	App	GS	CG	Sho	Sv	IP	H	R	ER	BB	SO
BANNISTER, Wil	5.23	2-0	18	5	0	0	3	43.0	48	27	25	19	26	6.53	3-3	34	6	0	0	4	62.0	79	48	45	27	37
LOPEZ, David	8.47	3-2	11	8	0	0	0	51.0	74	53	48	21	34	8.47	3-2	11	8	0	0	0	51.0	74	53	48	21	34
-----																										
MOGEN, Cristian	0.00	1-0	1	0	0	0	0	2.0	2	0	0	0	0	0.00	1-0	1	0	0	0	0	2.0	2	0	0	0	0
BAKER-LIVINGSTON, Ben	3.00	0-0	2	2	0	0	0	6.0	6	2	2	1	8	8.89	2-5	24	8	0	0	0	52.2	87	53	52	22	36
PURSER, Daxton	6.19	0-2	10	7	0	0	0	32.0	32	25	22	26	33	6.19	0-2	10	7	0	0	0	32.0	32	25	22	26	33
STILL, Justin	6.23	1-0	13	0	0	0	1	13.0	15	11	9	15	11	7.97	2-5	43	5	0	0	1	64.1	85	65	57	49	64
RUSSELL, Brett	6.39	4-0	12	4	0	0	0	38.0	38	29	27	10	32	8.33	5-7	32	18	0	0	0	102.2	161	110	95	43	85
PENGELLY, Dayne	8.27	3-4	9	7	0	0	0	32.2	54	39	30	24	38	8.27	3-4	9	7	0	0	0	32.2	54	39	30	24	38
BARNHOUSE, Josh	8.64	2-2	16	4	0	0	1	33.1	48	34	32	16	33	8.64	2-2	16	4	0	0	1	33.1	48	34	32	16	33
STEINKAMP, Arthur	8.90	2-1	18	0	0	0	0	30.1	47	34	30	14	17	7.28	3-2	50	0	0	0	0	71.2	99	72	58	22	41
MCBROOM, Brian	9.19	1-0	17	0	0	0	3	15.2	20	16	16	8	11	6.42	7-4	59	0	0	0	9	95.1	119	78	68	29	78
JACKSON, Jaren	10.35	3-5	18	2	0	0	1	35.2	62	44	41	22	39	8.74	6-7	30	10	0	0	2	80.1	123	82	78	34	71
CASTILLO, Ryan	12.00	1-3	8	2	0	0	0	18.0	31	26	24	5	20	12.00	1-3	8	2	0	0	0	18.0	31	26	24	5	20
LEHMBECK, Blake	13.50	0-0	2	0	0	0	0	2.0	6	3	3	1	2	13.50	0-0	2	0	0	0	0	2.0	6	3	3	1	2
NEIL, Andrew	18.00	0-0	5	1	0	0	0	4.0	3	11	8	13	5	18.00	0-0	5	1	0	0	0	4.0	3	11	8	13	5
HARDY, Wyatt	20.00	0-1	8	1	0	0	1	9.0	21	20	20	4	12	20.00	0-1	8	1	0	0	1	9.0	21	20	20	4	12
ROMERO, Blane	54.00	0-0	1	0	0	0	0	0.1	0	2	2	2	0	54.00	0-0	1	0	0	0	0	0.1	0	2	2	2	0
Totals	8.31	23-20	43	43	0	0	10	366.0	507	376	338	201	321													
Opponents	8.14	20-23	43	43	1	1	6	359.1	479	366	325	243	321													

# 2024 SEASON / CAREER FIELDING COMPARISON

Player	SEASON										CAREER									
	CH	PO	A	E	Fld%	SBA	CSB	SBA%	PB	CI	Ch	PO	A	E	Fld%	SBA	CSB	SBA%	PB	CI
MANSY, Luke	19	8	11	0	1.000	0	0	---	0	0	19	8	11	0	1.000	0	0	---	0	0
LOPEZ, David	13	2	11	0	1.000	7	0	1.000	0	0	13	2	11	0	1.000	7	0	1.000	0	0
OTT, Ethan	9	9	0	0	1.000	0	0	---	0	0	9	9	0	0	1.000	0	0	---	0	0
JACKSON, Jaren	3	0	3	0	1.000	6	1	.857	0	0	7	0	7	0	1.000	14	1	.933	0	0
CASTILLO, Ryan	3	0	3	0	1.000	3	1	.750	0	0	3	0	3	0	1.000	3	1	.750	0	0
PENGELLY, Dayne	2	0	2	0	1.000	8	1	.889	0	0	2	0	2	0	1.000	8	1	.889	0	0
HARDY, Wyatt	1	1	0	0	1.000	1	0	1.000	0	0	1	1	0	0	1.000	1	0	1.000	0	0
NEIL, Andrew	1	1	0	0	1.000	2	0	1.000	0	0	1	1	0	0	1.000	2	0	1.000	0	0
STILL, Justin	1	1	0	0	1.000	1	0	1.000	0	0	13	3	9	1	.923	5	3	.625	0	0
BAKER-LIVINGSTON, Ben	1	0	1	0	1.000	0	0	---	0	0	13	3	10	0	1.000	2	1	.667	0	0
TRUJILLO, Gene	1	1	0	0	1.000	0	0	---	0	0	1	1	0	0	1.000	0	0	---	0	0
SPENRATH, Reed	368	344	21	3	.992	0	0	---	0	0	746	702	39	5	.993	0	0	---	0	0
HOLLAND, Jake	241	214	25	2	.992	36	6	.857	3	0	486	432	50	4	.992	61	12	.836	3	0
STEPHENS, Sean	55	53	1	1	.982	0	0	---	0	0	163	156	3	4	.975	0	0	---	0	0
SMITH, Kyle	100	94	4	2	.980	22	0	1.000	1	0	272	245	24	3	.989	30	10	.750	3	0
KINKADE, Konner	128	51	73	4	.969	0	0	---	0	0	200	81	111	8	.960	0	0	---	0	0
WEISSENBORN, Chase	60	18	40	2	.967	0	0	---	0	0	591	177	388	26	.956	0	0	---	0	0
WALKER, Khalil	87	82	2	3	.966	0	0	---	0	0	87	82	2	3	.966	0	0	---	0	0
ASBY, Will	76	73	0	3	.961	0	0	---	0	0	76	73	0	3	.961	0	0	---	0	0
CARRIS, Akili	48	14	32	2	.958	0	0	---	0	0	55	16	36	3	.945	0	0	---	0	0
DIXON, Devon	186	56	121	9	.952	0	0	---	0	0	390	125	250	15	.962	0	0	---	0	0
WOOD, Tye	58	53	1	4	.931	0	0	---	0	0	58	53	1	4	.931	0	0	---	0	0
MUNGUJA, Austin	9	8	0	1	.889	0	0	---	0	0	9	8	0	1	.889	0	0	---	0	0
BARNHOUSE, Josh	6	1	4	1	.833	6	1	.857	0	0	6	1	4	1	.833	6	1	.857	0	0
MCALISTER, Josh	53	7	37	9	.830	0	0	---	0	0	53	7	37	9	.830	0	0	---	0	0
BANNISTER, Wil	10	3	5	2	.800	3	1	.750	0	0	14	4	7	3	.786	3	1	.750	0	0
PURSER, Daxton	4	0	3	1	.750	5	4	.556	0	0	4	0	3	1	.750	5	4	.556	0	0
RUSSELL, Brett	3	1	1	1	.667	10	0	1.000	0	0	18	5	10	3	.833	23	1	.958	0	

# 2024 NEW MEXICO GAMES SUMMARY

Score by innings	1	2	3	4	5	6	7	8	9	EX	Total
New Mexico	28	42	56	46	38	43	49	31	32	1	366
Opponents	49	56	33	48	47	33	40	32	36	2	376

## Record when ...

Overall	23-20	After 6 leading	19-6
Conference	12-9	..... trailing	3-14
Non-Conference	11-11	..... tied	1-0
Home games	16-9	After 7 leading	17-3
Away games	5-9	..... trailing	2-13
Neutral site	2-2	..... tied	0-2
Day games	19-11	After 8 leading	17-1
Night games	4-9	..... trailing	2-15
vs Left starter	3-6	..... tied	0-2
vs Right starter	20-14		
1-Run games	6-3	Hit 0 home runs	6-10
2-Run games	5-2	... 1 home run	3-7
5+Run games	6-12	... 2+ home runs	14-3
Extra innings	0-1		
Shutouts	0-1	Opponent 0 home runs	12-3
		..... 1 home run	7-5
		..... 2+ HRs	4-12
Scoring 0-2 runs	0-5		
..... 3-5 runs	3-5		
..... 6-9 runs	11-6	Made 0 errors	9-3
..... 10+ runs	9-4	.... 1 error	9-6
		.... 2+ errors	5-11
Opponent 0-2 runs	5-0		
..... 3-5 runs	10-1	Opp. made 0 errors	9-9
..... 6-9 runs	6-2	..... 1 error	6-6
..... 10+ runs	2-17	..... 2+ errors	8-5
Scored in 1st inning	9-3	Out-hit opponent	17-4
Opp. scored in 1st	8-13	Out-hit by opponent	6-16
Scores first	12-2	Hits are tied	0-0
Opp. scores first	11-18		

## Record when team scores:

Runs	0	1	2	3	4	5	6	7	8	9	10+
W-L	0-1	0-1	0-3	1-3	1-0	1-2	5-2	2-1	1-2	3-1	9-4

## Record when opponent scores:

Runs	0	1	2	3	4	5	6	7	8	9	10+
W-L	0-0	1-0	4-0	2-0	4-1	4-0	2-0	2-0	2-1	0-1	2-17

## Record when leading after:

Inn.	1	2	3	4	5	6	7	8
W-L	6-1	10-3	14-6	13-4	16-6	19-6	17-3	17-1

## Record when trailing after:

Inn.	1	2	3	4	5	6	7	8
W-L	6-11	7-16	6-13	6-15	5-14	3-14	2-13	2-15

## Record when tied after:

Inn.	1	2	3	4	5	6	7	8
W-L	11-8	6-1	3-1	4-1	2-0	1-0	0-2	0-2

Current losing streak: 1  
 Longest winning streak: 4  
 Longest losing streak: 8

Home attendance : 11452 ( 23 dates avg = 497 )  
 Away attendance : 19841 ( 18 dates avg = 1102 )  
 Total attendance: 31293 ( 41 dates avg = 763 )

# 2024 BATTING LEADERS

Hitting minimums - 1 Games 1 AB 2.0 AB/Game 1 TPA 2.0 TPA/Game  
Pitching minimums - 1 Games 1.0 IP/Game

## Batting avg

1. 15 WALKER, Khalil	.423
2. 18 HOLLAND, Jake	.370
3. 30 SPENRATH, Reed	.341
4. 12 ASBY, Will	.339
5. 8 KINKADE, Konner	.322

## Runs scored

1. 12 ASBY, Will	46
2. 30 SPENRATH, Reed	43
3. 15 WALKER, Khalil	37
4. 18 HOLLAND, Jake	36
5. 4 WOOD, Tye	33

## Doubles

1. 30 SPENRATH, Reed	16
2. 18 HOLLAND, Jake	14
12 ASBY, Will	14
4. 15 WALKER, Khalil	9
5. 24 SMITH, Kyle	8

## Total bases

1. 30 SPENRATH, Reed	107
2. 12 ASBY, Will	105
3. 18 HOLLAND, Jake	102
4. 15 WALKER, Khalil	67
5. 4 WOOD, Tye	57

## Sac bunts

1. 15 WALKER, Khalil	6
2. 8 KINKADE, Konner	5
3. 14 CARRIS, Akili	2
9 MCALISTER, Josh	2
5. 3 tied at....	1

## Caught stealing

1. 11 STEPHENS, Sean	5
2. 4 WOOD, Tye	3
15 WALKER, Khalil	3
4. 24 SMITH, Kyle	1
12 ASBY, Will	1

## Strikeouts

1. 30 SPENRATH, Reed	48
2. 3 DIXON, Devon	32
3. 4 WOOD, Tye	30
4. 9 MCALISTER, Josh	28
5. 18 HOLLAND, Jake	26

## At bats

1. 12 ASBY, Will	168
2. 30 SPENRATH, Reed	164
3. 3 DIXON, Devon	134
4. 18 HOLLAND, Jake	127
5. 4 WOOD, Tye	126

## Games as sub

1. 43 TRUJILLO, Gene	12
11 STEPHENS, Sean	12
3. 8 KINKADE, Konner	8
4. 26 MANSY, Luke	7
15 WALKER, Khalil	7

## Slugging pct

1. 18 HOLLAND, Jake	.803
2. 30 SPENRATH, Reed	.652
3. 12 ASBY, Will	.625
4. 15 WALKER, Khalil	.545
5. 24 SMITH, Kyle	.489

## Hits

1. 12 ASBY, Will	57
2. 30 SPENRATH, Reed	56
3. 15 WALKER, Khalil	52
4. 18 HOLLAND, Jake	47
5. 4 WOOD, Tye	40

## Triples

1. 30 SPENRATH, Reed	4
2. 11 STEPHENS, Sean	2
4 WOOD, Tye	2
12 ASBY, Will	2
5. 3 tied at.....	1

## Walks

1. 30 SPENRATH, Reed	33
2. 4 WOOD, Tye	30
3. 15 WALKER, Khalil	26
4. 12 ASBY, Will	25
5. 3 DIXON, Devon	23

## Sac flies

1. 18 HOLLAND, Jake	6
2. 12 ASBY, Will	4
3. 8 KINKADE, Konner	3
4 WOOD, Tye	3
5. 7 tied at.....	1

## Steal attempts

1. 4 WOOD, Tye	16
2. 11 STEPHENS, Sean	13
3. 15 WALKER, Khalil	5
4. 30 SPENRATH, Reed	4
5. 9 MCALISTER, Josh	3

## Grounded into DP

1. 3 DIXON, Devon	6
2. 18 HOLLAND, Jake	5
3. 4 WOOD, Tye	4
24 SMITH, Kyle	4
5. 8 KINKADE, Konner	3

## Games played

1. 30 SPENRATH, Reed	43
12 ASBY, Will	43
3. 3 DIXON, Devon	42
4. 4 WOOD, Tye	40
5. 15 WALKER, Khalil	39

## On base pct

1. 15 WALKER, Khalil	.526
2. 4 WOOD, Tye	.480
3. 30 SPENRATH, Reed	.457
4. 24 SMITH, Kyle	.440
5. 12 ASBY, Will	.433

## Runs batted in

1. 18 HOLLAND, Jake	48
2. 12 ASBY, Will	47
3. 30 SPENRATH, Reed	35
4. 4 WOOD, Tye	28
5. 8 KINKADE, Konner	26

## Home runs

1. 18 HOLLAND, Jake	13
2. 12 ASBY, Will	10
3. 30 SPENRATH, Reed	9
4. 9 MCALISTER, Josh	5
5. 43 TRUJILLO, Gene	4

## Hit by pitch

1. 4 WOOD, Tye	12
2. 24 SMITH, Kyle	8
3. 8 KINKADE, Konner	7
4. 12 ASBY, Will	6
5. 11 STEPHENS, Sean	5

## Stolen bases

1. 4 WOOD, Tye	13
2. 11 STEPHENS, Sean	8
3. 30 SPENRATH, Reed	4
4. 9 MCALISTER, Josh	3
5. 15 WALKER, Khalil	2

## Stolen base pct

1. 30 SPENRATH, Reed	1.000
3 DIXON, Devon	1.000
8 KINKADE, Konner	1.000
9 MCALISTER, Josh	1.000
5. 4 WOOD, Tye	.813

## Total plate appearances

1. 12 ASBY, Will	204
2. 30 SPENRATH, Reed	199
3. 4 WOOD, Tye	171
4. 3 DIXON, Devon	161
5. 15 WALKER, Khalil	158

## Game starts

1. 30 SPENRATH, Reed	42
2. 12 ASBY, Will	41
3. 4 WOOD, Tye	38
3 DIXON, Devon	38
5. 2 tied at.....	32



# 2024 PITCHING LEADERS

Hitting minimums - 1 Games 1 AB 2.0 AB/Game 1 TPA 2.0 TPA/Game  
Pitching minimums - 1 Games 1.0 IP/Game

<b>Earned run avg</b>		<b>Opposing bat avg</b>		<b>Won-loss pct</b>	
1. 40 BANNISTER, Wil	5.23	1. 40 BANNISTER, Wil	.276	1. 40 BANNISTER, Wil	1.000
2. 27 LOPEZ, David	8.47	2. 27 LOPEZ, David	.338	2. 27 LOPEZ, David	.600
<b>Wins</b>		<b>Losses</b>		<b>Saves</b>	
1. 13 RUSSELL, Brett	4	1. 23 JACKSON, Jaren	5	1. 40 BANNISTER, Wil	3
2. 27 LOPEZ, David	3	2. 31 PENGELLY, Dayne	4	6 MCBROOM, Brian	3
31 PENGELLY, Dayne	3	3. 39 CASTILLO, Ryan	3	3. 4 tied at.....	1
23 JACKSON, Jaren	3	4. 3 tied at.....	2		
5. 3 tied at.....	2				
<b>Innings pitched</b>		<b>Batters struck out</b>		<b>Appearances</b>	
1. 27 LOPEZ, David	51.0	1. 23 JACKSON, Jaren	39	1. 40 BANNISTER, Wil	18
2. 40 BANNISTER, Wil	43.0	2. 31 PENGELLY, Dayne	38	23 JACKSON, Jaren	18
		3. 27 LOPEZ, David	34	35 STEINKAMP, Arthur	18
		4. 33 PURSER, Daxton	33	4. 6 MCBROOM, Brian	17
		34 BARNHOUSE, Josh	33	5. 34 BARNHOUSE, Josh	16
<b>Games started</b>		<b>Games finished</b>		<b>Games in relief</b>	
1. 27 LOPEZ, David	8	1. 40 BANNISTER, Wil	8	1. 35 STEINKAMP, Arthur	18
2. 31 PENGELLY, Dayne	7	2. 6 MCBROOM, Brian	7	2. 6 MCBROOM, Brian	17
33 PURSER, Daxton	7	3. 23 JACKSON, Jaren	5	3. 23 JACKSON, Jaren	16
4. 40 BANNISTER, Wil	5	4. 3 tied at.....	4	4. 19 STILL, Justin	13
5. 2 tied at.....	4			40 BANNISTER, Wil	13
<b>Wild pitches</b>		<b>Balks</b>		<b>Hit batters</b>	
1. 31 PENGELLY, Dayne	10	1. 31 PENGELLY, Dayne	2	1. 33 PURSER, Daxton	8
2. 13 RUSSELL, Brett	5	33 PURSER, Daxton	2	2. 23 JACKSON, Jaren	7
3. 23 JACKSON, Jaren	4	3. 6 MCBROOM, Brian	1	3. 27 LOPEZ, David	6
40 BANNISTER, Wil	4	48 NEIL, Andrew	1	4. 3 tied at.....	5
27 LOPEZ, David	4				
<b>Intentional BB allowed</b>		<b>Runners picked off</b>		<b>Batters SO out looking</b>	
		1. 33 PURSER, Daxton	1	1. 33 PURSER, Daxton	14
		34 BARNHOUSE, Josh	1	23 JACKSON, Jaren	14
		13 RUSSELL, Brett	1	3. 31 PENGELLY, Dayne	10
		40 BANNISTER, Wil	1	27 LOPEZ, David	10
				34 BARNHOUSE, Josh	10
<b>Sac bunts allowed</b>		<b>Sac flies allowed</b>		<b>Hits allowed</b>	
1. 27 LOPEZ, David	4	1. 23 JACKSON, Jaren	4	1. 40 BANNISTER, Wil	48
2. 31 PENGELLY, Dayne	2	34 BARNHOUSE, Josh	4	2. 27 LOPEZ, David	74
34 BARNHOUSE, Josh	2	3. 35 STEINKAMP, Arthur	3		
4. 3 tied at.....	1	4. 6 MCBROOM, Brian	2		
		39 CASTILLO, Ryan	2		
<b>Runs allowed</b>		<b>Earned runs allowed</b>		<b>Walks allowed</b>	
1. 40 BANNISTER, Wil	27	1. 40 BANNISTER, Wil	25	1. 40 BANNISTER, Wil	19
2. 27 LOPEZ, David	53	2. 27 LOPEZ, David	48	2. 27 LOPEZ, David	21
<b>Doubles allowed</b>		<b>Triples allowed</b>		<b>Home runs allowed</b>	
1. 40 BANNISTER, Wil	9	1. 27 LOPEZ, David	1	1. 40 BANNISTER, Wil	5
2. 27 LOPEZ, David	18	2. 40 BANNISTER, Wil	2	2. 27 LOPEZ, David	8

# 2024 FIELDING LEADERS

## Fielding pct

1. 26 MANSY, Luke	1.000
47 OTT, Ethan	1.000
43 TRUJILLO, Gene	1.000
48 NEIL, Andrew	1.000
5. 30 SPENRATH, Reed	.992

## Chances

1. 30 SPENRATH, Reed	368
2. 18 HOLLAND, Jake	241
3. 3 DIXON, Devon	186
4. 8 KINKADE, Konner	128
5. 24 SMITH, Kyle	100

## Putouts

1. 30 SPENRATH, Reed	344
2. 18 HOLLAND, Jake	214
3. 24 SMITH, Kyle	94
4. 15 WALKER, Khalil	82
5. 12 ASBY, Will	73

## Assists

1. 3 DIXON, Devon	121
2. 8 KINKADE, Konner	73
3. 2 WEISSENBORN, Chase	40
4. 9 MCALISTER, Josh	37
5. 14 CARRIS, Akili	32

## Errors

1. 9 MCALISTER, Josh	9
3 DIXON, Devon	9
3. 4 WOOD, Tye	4
8 KINKADE, Konner	4
5. 4 tied at.....	3

## Fielding double plays

1. 30 SPENRATH, Reed	37
2. 3 DIXON, Devon	29
3. 8 KINKADE, Konner	16
4. 2 WEISSENBORN, Chase	15
5. 9 MCALISTER, Josh	5

## Stolen bases against

1. 18 HOLLAND, Jake	36
2. 24 SMITH, Kyle	22
3. 13 RUSSELL, Brett	10
4. 31 PENGELLY, Dayne	8
5. 27 LOPEZ, David	7

## Caught stealing by

1. 18 HOLLAND, Jake	6
2. 33 PURSER, Daxton	4
3. 5 tied at.....	1

## Steal attempts against

1. 18 HOLLAND, Jake	42
2. 24 SMITH, Kyle	22
3. 13 RUSSELL, Brett	10
4. 31 PENGELLY, Dayne	9
33 PURSER, Daxton	9

## Passed balls

1. 18 HOLLAND, Jake	3
2. 24 SMITH, Kyle	1

## Catchers interference

# 2024 STARTERS SUMMARY

Player	GS	Position											Batting Order								
		p	c	1b	2b	3b	ss	lf	cf	rf	of	dh	1st	2nd	3rd	4th	5th	6th	7th	8th	9th
30 SPENRATH, Reed	42	.	.	42	.	.	.	.	.	.	.	.	.	.	.	33	6	2	1	.	.
12 ASBY, Will	41	.	.	.	.	.	.	.	.	37	.	4	.	.	.	30	8	2	1	.	.
4 WOOD, Tye	38	.	.	.	.	.	31	.	6	.	1	.	.	.	2	.	9	21	6	.	.
3 DIXON, Devon	38	.	.	.	10	2	26	.	.	.	.	.	.	.	.	.	.	4	12	21	1
18 HOLLAND, Jake	32	.	30	.	.	.	.	.	.	.	.	2	.	.	.	28	.	2	2	.	.
15 WALKER, Khalil	32	.	.	.	.	.	10	22	.	.	.	.	.	.	16	.	.	.	.	2	14
8 KINKADE, Konner	28	.	.	.	26	.	2	.	.	.	.	.	.	.	19	3	.	.	3	1	2
9 MCALISTER, Josh	23	.	.	.	4	19	.	.	.	.	.	.	.	.	.	.	3	7	12	.	1
24 SMITH, Kyle	23	.	13	.	.	.	.	.	.	.	.	10	.	.	2	1	4	2	12	1	1
14 CARRIS, Akili	21	.	.	.	.	21	.	.	.	.	.	.	.	.	.	.	.	.	7	10	4
11 STEPHENS, Sean	21	.	.	.	.	.	.	21	.	.	.	.	.	.	6	1	.	.	.	.	14
2 WEISSENBORN, Cha	17	.	.	.	.	17	.	.	.	.	.	.	.	.	.	1	.	.	.	1	8
47 OTT, Ethan	16	.	.	1	.	.	.	.	.	.	.	.	15	.	.	2	6	8	.	.	.
43 TRUJILLO, Gene	8	.	.	.	.	.	.	.	.	.	.	.	8	.	.	1	.	2	5	.	.
27 LOPEZ, David	8	8	.	.	.	.	.	.	.	.	.	.	.	.	.	.	.	.	.	.	.
33 PURSER, Daxton	7	7	.	.	.	.	.	.	.	.	.	.	.	.	.	.	.	.	.	.	.
31 PENGELLY, Dayne	7	7	.	.	.	.	.	.	.	.	.	.	.	.	.	.	.	.	.	.	.
26 MANSY, Luke	7	.	.	.	3	1	.	.	.	.	.	.	3	.	5	.	.	1	.	.	1
40 BANNISTER, Wil	5	5	.	.	.	.	.	.	.	.	.	.	.	.	.	.	.	.	.	.	.
13 RUSSELL, Brett	4	4	.	.	.	.	.	.	.	.	.	.	.	.	.	.	.	.	.	.	.
34 BARNHOUSE, Josh	4	4	.	.	.	.	.	.	.	.	.	.	.	.	.	.	.	.	.	.	.
22 BAKER-LIVINGSTON	2	2	.	.	.	.	.	.	.	.	.	.	.	.	.	.	.	.	.	.	.
23 JACKSON, Jaren	2	2	.	.	.	.	.	.	.	.	.	.	.	.	.	.	.	.	.	.	.
39 CASTILLO, Ryan	2	2	.	.	.	.	.	.	.	.	.	.	.	.	.	.	.	.	.	.	.
48 NEIL, Andrew	1	1	.	.	.	.	.	.	.	.	.	.	.	.	.	.	.	.	.	.	.
29 HARDY, Wyatt	1	1	.	.	.	.	.	.	.	.	.	.	.	.	.	.	.	.	.	.	.

# 2024 TEAM SINGLE-GAME HIGHS

## Batting

At bats:	50	-	vs UNLV (Mar 09, 2024)
Runs scored:	31	-	vs UNLV (Mar 09, 2024)
Hits:	29	-	vs UNLV (Mar 09, 2024)
RBI's:	28	-	vs UNLV (Mar 09, 2024)
Doubles:	6	-	vs Hofstra (Mar 01, 2024)
	6	-	vs UNLV (Mar 09, 2024)
	6	-	vs Sam Houston (Apr 05, 2024)
Triples:	2	-	at Nevada (Mar 16, 2024)
Home runs:	4	-	vs Hofstra (Mar 02, 2024)
	4	-	vs San Jose State (Mar 23, 2024)
	4	-	at Texas Tech (Apr 23, 2024)
Total bases:	39	-	vs UNLV (Mar 09, 2024)
Walks:	17	-	vs Hofstra (Mar 02, 2024)
Strikeouts:	14	-	at Arizona State (Mar 12, 2024)
Sac hits:	2	-	at Nevada (Mar 16, 2024)
	2	-	vs Fresno State (Apr 14, 2024)
	2	-	at Air Force (Apr 21, 2024)
Sac flies:	3	-	vs UNLV (Mar 09, 2024)
Stolen bases:	4	-	vs Texas Tech (Mar 05, 2024)
Hit by pitch:	4	-	vs South Dakota State (Feb 24, 2024)
	4	-	vs Hofstra (Mar 02, 2024)
	4	-	vs UNLV (Mar 09, 2024)
Caught stealing:	1	-	(13 times)
Runners LOB:	16	-	vs South Dakota State (Feb 23, 2024)
	16	-	vs UNLV (Mar 09, 2024)
Hit into DP:	3	-	vs South Dakota State (Feb 24, 2024)

## Fielding

Putouts:	30	-	vs Hofstra (Mar 02, 2024)
Assists:	16	-	vs Fresno State (Apr 12, 2024)
Errors:	4	-	vs Sam Houston (Apr 07, 2024)
Passed balls:	1	-	(4 times)
DPs turned:	4	-	vs South Dakota State (Feb 24, 2024)
	4	-	vs San Jose State (Mar 22, 2024)

## Pitching

Innings pitched:	10.0	-	vs Hofstra (Mar 02, 2024)
Runs allowed:	23	-	vs Sam Houston (Apr 05, 2024)
	23	-	vs Fresno State (Apr 13, 2024)
Earned runs:	23	-	vs Fresno State (Apr 13, 2024)
Walks allowed:	10	-	vs Sam Houston (Apr 05, 2024)
	10	-	vs Sam Houston (Apr 07, 2024)
	10	-	at Air Force (Apr 19, 2024)
Strikeouts:	14	-	vs South Dakota State (Feb 22, 2024)
Hits allowed:	26	-	vs Fresno State (Apr 13, 2024)
Doubles allowed:	6	-	(4 times)
Triples allowed:	3	-	vs Sam Houston (Apr 07, 2024)
Homers allowed:	7	-	vs Oregon State (Feb 16, 2024 at Surprise, Ariz.)
Wild pitches:	4	-	vs UNLV (Mar 09, 2024)
Hit batters:	4	-	vs Minnesota (Feb 18, 2024 at Surprise, Ariz.)
	4	-	vs Texas Tech (Mar 05, 2024)
	4	-	vs San Jose State (Mar 22, 2024)

# 2024 INDIVIDUAL SINGLE-GAME HIGHS

## Batting

At bats:	7	-	MCALISTER, Josh vs Hofstra (Mar 02, 2024)
	7	-	SMITH, Kyle vs UNLV (Mar 09, 2024)
Runs scored:	5	-	WALKER, Khalil vs UNLV (Mar 09, 2024)
Hits:	5	-	WALKER, Khalil vs UNLV (Mar 09, 2024)
	5	-	SMITH, Kyle vs UNLV (Mar 09, 2024)
	5	-	HOLLAND, Jake vs Fresno State (Apr 13, 2024)
RBI:	9	-	ASBY, Will vs UNLV (Mar 09, 2024)
Doubles:	3	-	SPENRATH, Reed vs Hofstra (Mar 01, 2024)
	3	-	ASBY, Will vs UNLV (Mar 09, 2024)
	3	-	HOLLAND, Jake at Nevada (Mar 17, 2024)
Triples:	2	-	SPENRATH, Reed at Nevada (Mar 16, 2024)
Home runs:	2	-	(5 times )
Total bases:	11	-	HOLLAND, Jake vs Fresno State (Apr 13, 2024)
Walks:	4	-	SPENRATH, Reed vs Hofstra (Mar 02, 2024)
Strikeouts:	3	-	(17 times )
Sac hits:	2	-	WALKER, Khalil at Nevada (Mar 16, 2024)
Sac flies:	1	-	(23 times )
Stolen bases:	3	-	STEPHENS, Sean vs Hofstra (Mar 01, 2024)
Hit by pitch:	2	-	KINKADE, Konner vs UNLV (Mar 09, 2024)
	2	-	STEPHENS, Sean vs San Jose State (Mar 23, 2024)
	2	-	SMITH, Kyle vs Fresno State (Apr 13, 2024)
Caught stealing:	1	-	(13 times )
Runners LOB:	7	-	SMITH, Kyle vs CSU Bakersfield (Feb 19, 2024 at Surprise, Ariz.)

## Fielding

Putouts:	16	-	SPENRATH, Reed vs Fresno State (Apr 12, 2024)
Assists:	9	-	DIXON, Devon vs Fresno State (Apr 12, 2024)
Errors:	2	-	MCALISTER, Josh at San Diego State (03-29-24)
	2	-	DIXON, Devon at Air Force (Apr 19, 2024)
	2	-	MCALISTER, Josh at New Mexico State (Apr 30, 2024)
Passed balls:	1	-	(4 times )

## Pitching

Innings pitched:	7.0	-	LOPEZ, David vs UNLV (Mar 09, 2024)
	7.0	-	LOPEZ, David vs Fresno State (Apr 14, 2024)
	7.0	-	RUSSELL, Brett vs San Diego State (Apr 27, 2024)
Runs allowed:	12	-	PENGELLY, Dayne vs Sam Houston (Apr 05, 2024)
Earned runs:	9	-	LOPEZ, David at Air Force (Apr 21, 2024)
Walks allowed:	5	-	PURSER, Daxton vs Sam Houston (Apr 07, 2024)
	5	-	PENGELLY, Dayne at Air Force (Apr 19, 2024)
Strikeouts:	9	-	PURSER, Daxton vs Sam Houston (Apr 07, 2024)
	9	-	PENGELLY, Dayne vs San Diego State (Apr 26, 2024)
Hits allowed:	11	-	LOPEZ, David vs South Dakota State (Feb 23, 2024)
	11	-	PENGELLY, Dayne vs Sam Houston (Apr 05, 2024)
Doubles allowed:	4	-	LOPEZ, David vs South Dakota State (Feb 23, 2024)
	4	-	PENGELLY, Dayne vs Sam Houston (Apr 05, 2024)
Triples allowed:	2	-	BANNISTER, Wil vs South Dakota State (Feb 24, 2024)
Homers allowed:	4	-	JACKSON, Jaren vs Oregon State (Feb 16, 2024 at Surprise, Ariz.)

# 2024 GAME BY GAME (BATTING)

Date	Opponent	ab	r	h	rbi	2b	3b	hr	tb	bb	ibb	sb	cs	hbp	sac	sf	gdp	k	po	a	e	lob	avg
Feb 16	vs Oregon State	38	6	10	5	2	0	1	15	6	0	0	1	1	0	0	0	10	24	10	1	12	.263
Feb 17	vs CSU Bakersfield	29	4	5	4	0	0	3	14	2	0	0	0	1	0	0	0	11	27	9	0	4	.224
Feb 18	vs Minnesota	32	2	4	1	2	0	0	6	6	0	0	0	1	0	0	0	13	24	9	0	10	.192
Feb 19	vs CSU Bakersfield	29	6	9	6	1	0	0	10	11	0	2	1	0	1	0	2	8	27	9	0	11	.219
Feb 22	SOUTH DAKOTA STAT	35	5	8	5	2	1	0	12	5	0	1	0	0	0	1	0	11	27	6	1	9	.221
Feb 23	SOUTH DAKOTA STAT	41	12	16	11	4	1	0	22	10	1	1	0	0	0	1	0	2	27	10	3	16	.255
Feb 24	SOUTH DAKOTA STAT	35	9	12	6	2	1	0	16	6	0	1	0	1	1	1	1	5	27	10	1	10	.268
Feb 24	SOUTH DAKOTA STAT	29	13	15	13	4	0	2	25	7	0	2	1	4	0	0	3	3	21	2	0	9	.295
Mar 01	HOFSTRA	40	9	14	9	6	0	1	23	6	0	3	0	1	0	1	0	9	27	10	2	12	.302
Mar 02	HOFSTRA	37	15	10	13	3	1	1	18	17	1	1	1	4	1	1	0	9	30	7	2	15	.299
Mar 02	HOFSTRA	31	11	14	11	2	0	4	28	3	0	0	1	0	0	0	0	10	21	10	3	5	.311
Mar 03	HOFSTRA	33	9	12	9	2	0	2	20	6	0	1	1	1	0	1	1	7	27	11	1	8	.315
Mar 05	TEXAS TECH	40	8	12	8	4	0	0	16	6	0	4	0	1	0	0	0	8	27	10	2	12	.314
*Mar 09	UNLV	38	7	14	7	6	0	1	23	3	0	1	0	2	0	0	0	7	27	14	0	12	.318
*Mar 09	UNLV	50	31	29	28	4	0	2	39	13	0	1	0	4	1	3	0	4	27	10	1	16	.343
*Mar 10	UNLV	29	6	8	6	2	0	1	13	3	0	0	0	0	0	1	1	3	27	11	0	3	.339
Mar 12	at Arizona State	34	6	7	6	1	0	2	14	4	0	3	1	1	0	0	1	14	27	12	3	6	.332
*Mar 15	at Nevada	34	2	9	1	1	0	0	10	3	0	2	0	2	0	0	0	7	24	8	1	10	.328
*Mar 16	at Nevada	34	3	10	3	1	2	0	15	3	0	0	0	1	2	0	1	6	24	7	1	10	.326
*Mar 17	at Nevada	32	10	8	10	5	0	2	19	5	0	0	1	2	1	0	1	6	27	6	0	3	.323
Mar 19	NEW MEXICO STATE	35	14	17	14	4	0	3	30	4	0	0	1	1	0	0	0	3	21	7	1	6	.331
*Mar 22	SAN JOSE STATE	39	13	11	10	4	0	1	18	10	0	1	0	0	0	0	2	10	27	14	0	9	.328
*Mar 23	SAN JOSE STATE	34	7	11	7	1	1	2	20	6	0	0	0	3	0	0	1	5	27	9	1	12	.328
*Mar 23	SAN JOSE STATE	29	17	13	16	1	0	4	26	8	0	1	0	1	1	2	1	7	21	11	2	6	.332
*03-28-24	at San Diego State	28	5	4	5	2	0	0	6	8	0	2	0	2	1	0	1	9	27	10	2	7	.326
*03-29-24	at San Diego State	35	6	9	6	2	0	2	17	4	0	0	0	2	0	0	1	9	24	8	3	8	.323
*03-29-24	at San Diego State	21	0	0	0	0	0	0	0	6	0	1	0	1	0	0	0	8	18	7	2	7	.316
Apr 02	at Arizona	32	1	6	1	1	1	0	9	1	0	0	0	0	0	0	1	8	24	7	1	5	.312
Apr 05	SAM HOUSTON	42	14	16	13	6	0	3	31	1	0	0	1	0	0	1	0	7	27	12	2	3	.315
Apr 07	SAM HOUSTON	34	3	8	3	1	0	0	9	2	0	0	1	2	0	0	0	11	27	10	4	8	.312
Apr 09	at New Mexico State	32	2	7	2	2	0	0	9	5	0	0	0	1	1	0	2	8	24	10	2	10	.309
*Apr 12	FRESNO STATE	36	5	10	5	2	1	0	14	5	0	0	0	2	0	0	0	13	27	16	2	11	.308
*Apr 13	FRESNO STATE	48	19	25	18	4	1	2	37	4	0	1	0	2	1	1	2	6	27	8	0	10	.317
*Apr 14	FRESNO STATE	32	6	8	4	0	0	2	14	4	0	1	0	1	2	0	0	4	27	13	0	9	.315
Apr 16	CSU-PUEBLO	28	3	8	2	3	0	0	11	1	0	0	0	3	1	1	2	8	27	12	1	7	.315
*Apr 19	at Air Force	32	3	8	3	0	0	1	11	0	0	0	0	0	1	1	0	1	24	3	2	4	.313
*Apr 21	at Air Force	36	6	12	6	1	1	1	18	1	0	0	1	1	2	0	0	6	27	12	1	7	.313
*Apr 21	at Air Force	28	7	10	7	3	0	1	16	6	0	0	1	1	0	1	0	4	19	7	1	8	.314
Apr 23	at Texas Tech	46	17	21	16	3	0	4	36	7	0	3	0	2	0	2	1	8	27	7	0	13	.319
*Apr 26	SAN DIEGO STATE	32	8	10	7	2	1	0	14	7	1	0	0	2	0	1	1	8	27	10	0	10	.319
*Apr 27	SAN DIEGO STATE	39	19	16	16	2	1	2	26	10	0	0	0	1	0	2	0	6	27	8	1	9	.322
*Apr 28	SAN DIEGO STATE	35	9	13	9	3	0	3	25	8	0	0	0	0	0	1	1	9	27	8	1	10	.323
Apr 30	at New Mexico State	36	8	10	7	1	0	1	14	10	0	1	0	0	1	0	0	10	26	12	2	12	.322
Totals		1489	366	479	339	102	13	54	769	243	3	34	13	55	18	23	27	321	1098	402	53	384	.322

# 2024 GAME BY GAME (PITCHING)

Date	Opponent	ip	h	r	er	bb	so	2b	3b	hr	wp	bk	hbp	dp	ibb	score	w-l	sv	era
Feb 16	vs Oregon State	8.0	17	15	15	7	9	4	0	7	1	0	0	2	0	6-15	0-1	0	16.88
Feb 17	vs CSU Bakersfield	9.0	7	3	3	2	4	1	0	0	2	0	0	1	0	4-3	1-1	1	9.53
Feb 18	vs Minnesota	8.0	10	11	10	8	8	3	1	0	3	0	4	2	0	2-11	1-2	1	10.08
Feb 19	vs CSU Bakersfield	9.0	8	2	2	1	9	1	0	1	2	0	1	1	0	6-2	2-2	2	7.94
Feb 22	SOUTH DAKOTA STAT	9.0	11	11	9	0	14	3	0	4	1	0	3	1	0	5-11	2-3	2	8.16
Feb 23	SOUTH DAKOTA STAT	9.0	19	11	9	2	9	6	1	2	0	0	0	1	0	12-11	3-3	2	8.31
Feb 24	SOUTH DAKOTA STAT	9.0	14	8	6	3	9	5	0	1	0	0	2	4	0	9-8	4-3	2	7.97
Feb 24	SOUTH DAKOTA STAT	7.0	9	2	2	2	8	1	2	1	0	0	0	0	0	13-2	5-3	2	7.41
Mar 01	HOFSTRA	9.0	13	10	8	5	8	3	0	0	0	0	2	0	0	9-10	5-4	2	7.48
Mar 02	HOFSTRA	10.0	22	16	15	9	7	6	0	2	0	0	1	1	0	15-16	5-5	2	8.17
Mar 02	HOFSTRA	7.0	10	7	7	6	7	3	0	1	0	0	0	1	0	11-7	6-5	3	8.23
Mar 03	HOFSTRA	9.0	11	6	6	5	6	2	1	0	3	1	1	0	0	9-6	7-5	4	8.04
Mar 05	TEXAS TECH	9.0	11	11	10	4	4	4	1	1	0	0	4	1	0	8-11	7-6	4	8.20
*Mar 09	UNLV	9.0	11	6	6	3	4	2	0	0	0	1	1	0	0	7-6	8-6	4	8.03
*Mar 09	UNLV	9.0	13	15	14	7	9	4	1	1	4	0	1	2	0	31-15	9-6	4	8.45
*Mar 10	UNLV	9.0	15	5	5	2	3	2	0	0	1	0	1	0	0	6-5	10-6	4	8.22
Mar 12	at Arizona State	9.0	5	4	3	8	8	0	0	0	3	0	1	2	0	6-4	11-6	5	7.91
*Mar 15	at Nevada	8.0	15	13	12	6	11	3	0	3	0	1	1	1	0	2-13	11-7	5	8.19
*Mar 16	at Nevada	8.0	9	4	4	5	7	2	0	2	0	0	1	0	0	3-4	11-8	5	8.01
*Mar 17	at Nevada	9.0	13	8	8	3	9	5	0	0	3	0	2	1	0	10-8	12-8	6	8.01
Mar 19	NEW MEXICO STATE	7.0	7	4	4	6	8	2	1	0	1	0	2	2	0	14-4	13-8	6	7.90
*Mar 22	SAN JOSE STATE	9.0	22	16	16	4	7	4	1	4	0	0	4	4	0	13-16	13-9	6	8.29
*Mar 23	SAN JOSE STATE	9.0	10	5	5	5	8	3	0	1	0	2	2	0	0	7-5	14-9	6	8.14
*Mar 23	SAN JOSE STATE	7.0	5	4	3	3	8	2	0	0	1	0	1	1	0	17-4	15-9	6	7.99
*03-28-24	at San Diego State	9.0	7	2	2	2	10	1	0	0	2	1	2	1	0	5-2	16-9	7	7.74
*03-29-24	at San Diego State	8.0	12	8	5	3	10	3	0	2	1	0	2	0	0	6-8	16-10	7	7.66
*03-29-24	at San Diego State	6.0	16	13	12	4	2	5	0	1	1	0	1	1	0	0-13	16-11	7	7.93
Apr 02	at Arizona	8.0	12	9	8	4	6	2	2	2	2	0	0	0	0	1-9	16-12	7	7.97
Apr 05	SAM HOUSTON	9.0	22	23	15	10	10	6	2	3	2	0	1	0	0	14-23	16-13	7	8.23
Apr 07	SAM HOUSTON	9.0	16	14	14	10	12	2	3	1	3	0	1	0	0	3-14	16-14	7	8.43
Apr 09	at New Mexico State	8.0	10	10	9	6	8	1	0	1	1	0	2	1	0	2-10	16-15	7	8.48
*Apr 12	FRESNO STATE	9.0	15	10	9	2	3	3	1	2	2	0	1	2	0	5-10	16-16	7	8.50
*Apr 13	FRESNO STATE	9.0	26	23	23	6	6	6	1	3	0	0	2	0	0	19-23	16-17	7	8.97
*Apr 14	FRESNO STATE	9.0	4	2	2	3	4	1	0	1	0	0	1	0	0	6-2	17-17	8	8.75
Apr 16	CSU-PUEBLO	9.0	3	1	0	3	7	0	0	0	0	0	1	0	0	3-1	18-17	9	8.49
*Apr 19	at Air Force	8.0	9	12	10	10	10	4	0	0	2	0	0	0	0	3-12	18-18	9	8.56
*Apr 21	at Air Force	9.0	6	5	5	3	4	0	0	3	1	0	3	1	0	6-5	19-18	10	8.46
*Apr 21	at Air Force	6.1	18	18	17	3	7	4	1	4	1	0	1	0	0	7-18	19-19	10	8.77
Apr 23	at Texas Tech	9.0	10	3	3	5	7	3	0	2	0	0	0	1	0	17-3	20-19	10	8.61
*Apr 26	SAN DIEGO STATE	9.0	8	4	4	4	10	2	0	2	1	0	0	0	0	8-4	21-19	10	8.49
*Apr 27	SAN DIEGO STATE	9.0	5	5	2	5	9	0	1	0	0	0	1	1	0	19-5	22-19	10	8.32
*Apr 28	SAN DIEGO STATE	9.0	12	7	7	4	8	2	1	0	2	0	1	0	0	9-7	23-19	10	8.29
Apr 30	at New Mexico State	8.2	9	10	9	8	4	2	0	1	1	0	3	2	0	8-10	23-20	10	8.31
Totals		366.0	507	376	338	201	321	118	21	59	47	6	58	38	0	366-376	23-20	10	8.31

# 2024 PER-GAME STATISTICS

Player	g	ab	h/g	2b/g	3b/g	hr/g	bb/g	so/g	rbi/g	sb/g	r/g	*ab	*r	*h	*rbi	*bb	*k	*tb	*fly	*gnd
15 WALKER, Khalil	39	123	1.33	.23	.00	.05	.67	.46	.38	.05	.95	77	23	32	9	16	11	42	11	24
18 HOLLAND, Jake	33	127	1.42	.42	.03	.39	.33	.79	1.45	.00	1.09	86	24	31	32	7	17	69	21	18
30 SPENRATH, Reed	43	164	1.30	.37	.09	.21	.77	1.12	.81	.09	1.00	82	21	28	17	16	24	53	15	12
12 ASBY, Will	43	168	1.33	.33	.05	.23	.58	.44	1.09	.02	1.07	82	22	27	23	12	9	51	25	20
8 KINKADE, Konner	36	115	1.03	.17	.00	.00	.36	.44	.72	.03	.69	80	17	25	18	9	11	30	29	18
4 WOOD, Tye	40	126	1.00	.18	.05	.05	.75	.75	.70	.33	.83	73	19	23	16	17	17	33	19	15
24 SMITH, Kyle	29	92	.97	.28	.00	.10	.52	.52	.79	.03	.93	79	23	24	19	12	12	38	23	19
9 MCALISTER, Josh	26	92	.96	.12	.04	.19	.46	1.08	.65	.12	.69	85	16	23	15	11	25	41	17	18
3 DIXON, Devon	42	134	.74	.17	.02	.07	.55	.76	.55	.02	.69	83	18	19	14	14	19	30	18	26
-----																				
43 TRUJILLO, Gene	20	39	.70	.15	.00	.20	.35	.65	.65	.00	.65	81	27	29	27	14	27	60	18	8
47 OTT, Ethan	22	59	.86	.18	.00	.09	.50	.91	.68	.00	.55	78	16	25	20	14	26	38	10	14
2 WEISSENBORN, Ch	17	55	1.00	.18	.00	.06	.35	.94	.88	.00	.29	87	7	26	23	9	25	36	17	17
14 CARRIS, Akili	24	78	1.00	.21	.00	.00	.25	.75	.75	.00	.75	89	20	27	20	6	20	33	25	17
11 STEPHENS, Sean	33	82	.76	.06	.06	.00	.39	.45	.39	.24	.42	82	14	25	13	13	15	31	13	26
10 MUNGUIA, Austin	6	4	.17	.00	.00	.00	.00	.33	.00	.00	.00	100	0	25	0	0	50	25	25	0
26 MANSY, Luke	14	31	.43	.07	.00	.00	.86	.36	.21	.00	.57	70	18	13	6	27	11	15	20	25
Totals	43	1489	11.14	2.37	.30	1.26	5.65	7.47	7.88	.79	8.51	81	20	26	18	13	17	42	19	18
Opponents	43	1551	11.79	2.74	.49	1.37	4.67	7.47	7.95	1.35	8.74	84	20	27	18	10	17	45	19	19

\* = average based on 100 plate appearances

(All games Sorted by Earned run avg)

Player	app	ip	ip/app	w-l	+ip	+h	+r	+er	+bb	+so	+2b	+3b	+hr	+bf	+era	+fly	+gnd
40 BANNISTER, Wil	18	43.0	2.1	2-0	9.0	10.0	5.7	5.2	4.0	5.4	1.9	0.4	1.0	41.9	5.23	13.4	7.5
27 LOPEZ, David	11	51.0	4.1	3-2	9.0	13.1	9.4	8.5	3.7	6.0	3.2	0.2	1.4	44.3	8.47	8.1	11.6
-----																	
17 MOGEN, Cristian	1	2.0	2.0	1-0	9.0	9.0	0.0	0.0	0.0	0.0	4.5	---	---	36.0	0.00	13.5	13.5
22 BAKER-LIVINGSTON,	2	6.0	3.0	0-0	9.0	9.0	3.0	3.0	1.5	12.0	1.5	---	---	37.5	3.00	6.0	6.0
33 PURSER, Daxton	10	32.0	3.0	0-2	9.0	9.0	7.0	6.2	7.3	9.3	2.2	0.3	0.6	44.7	6.19	10.1	5.9
19 STILL, Justin	13	13.0	1.0	1-0	9.0	10.4	7.6	6.2	10.4	7.6	1.4	0.7	0.7	47.1	6.23	6.9	8.3
13 RUSSELL, Brett	12	38.0	3.0	4-0	9.0	9.0	6.9	6.4	2.4	7.6	2.4	0.5	1.4	39.1	6.39	8.8	9.5
31 PENGELLY, Dayne	9	32.2	3.1	3-4	9.0	14.9	10.7	8.3	6.6	10.5	3.6	0.8	1.7	49.9	8.27	6.3	9.1
34 BARNHOUSE, Josh	16	33.1	2.0	2-2	9.0	13.0	9.2	8.6	4.3	8.9	3.2	0.3	2.4	44.0	8.64	10.0	7.0
35 STEINKAMP, Arthur	18	30.1	1.2	2-1	9.0	13.9	10.1	8.9	4.2	5.0	4.2	1.2	0.6	45.7	8.90	9.2	11.0
6 MCBROOM, Brian	17	15.2	0.2	1-0	9.0	11.5	9.2	9.2	4.6	6.3	2.3	0.6	2.3	46.0	9.19	12.1	8.6
23 JACKSON, Jaren	18	35.2	1.2	3-5	9.0	15.6	11.1	10.3	5.6	9.8	2.8	0.3	2.5	50.0	10.35	8.6	7.6
39 CASTILLO, Ryan	8	18.0	2.0	1-3	9.0	15.5	13.0	12.0	2.5	10.0	4.5	1.0	1.0	45.5	12.00	5.0	10.0
38 LEHMBECK, Blake	2	2.0	1.0	0-0	9.0	27.0	13.5	13.5	4.5	9.0	9.0	4.5	---	58.5	13.50	9.0	9.0
48 NEIL, Andrew	5	4.0	0.2	0-0	9.0	6.8	24.8	18.0	29.2	11.2	---	2.2	---	72.0	18.00	6.8	9.0
29 HARDY, Wyatt	8	9.0	1.0	0-1	9.0	21.0	20.0	20.0	4.0	12.0	4.0	---	4.0	52.0	20.00	6.0	9.0
41 ROMERO, Blane	1	0.1	0.1	0-0	9.0	0.0	54.0	54.0	54.0	0.0	---	---	---	81.0	54.00	27.0	0.0
Totals	43	366.0	8.1	23-20	9.0	12.5	9.2	8.3	4.9	7.9	2.9	0.5	1.5	45.3	8.31	9.0	8.8
Opponents	43	359.1	8.1	20-23	9.0	12.0	9.2	8.1	6.1	8.0	2.6	0.3	1.4	45.8	8.14	8.9	8.7

+ = average based on 9-inning game

Hitting minimums - 1 Games 1 AB 2.0 AB/Game 1 TPA 2.0 TPA/Game

Pitching minimums - 1 Games 1.0 IP/Game

# SINGLE-GAME RECORDS

## AT-BATS

57	vs. New Mexico St.	2/9/02
58	vs. Fresno St.	4/1/99
56	vs. Air Force	5/14/09
56	vs. Binghamton	3/7/09
56	vs. Air Force	5/2/03
55	vs. Fresno St.	4/9/16
54	vs. Hawaii	3/14/97
54	vs. New Mexico St.	2/24/72
53	vs. Oklahoma St.	2/16/13
53	vs. Coppin St.	4/18/10
53	vs. New Mexico St.	3/30/99
53	vs. Colorado St.	3/17/73
53	vs. Northern Colorado	2/27/05

## RUNS

<b>31</b>	<b>vs. UNLV</b>	<b>3/9/24 (W, 31-15)</b>
31	vs. Air Force	4/17/04 (W, 31-11)
30	vs. Northern Colo.	2/24/23 (W, 30-1)
30	vs. Binghamton	3/7/09 (W, 30-2)
29	at UNLV	3/24/17 (W, 29-8)
29	vs. Coppin St.	4/18/10 (W, 29-3)
28	vs. N.M. Highlands	2/9/03 (W, 28-5)
28	vs. N.M. St.	3/30/99 (W, 28-18)
27	vs. Fresno St.	4/1/99 (W, 27-26)
27	vs. Rice	4/12/98 (W, 27-26)
27	vs. Iowa	3/24/85 (W, 27-13)
27	vs. Creighton	3/26/71 (W, 27-5)
26	vs. Air Force	4/12/08 (W, 26-9)
26	vs. Air Force	4/14/06 (W, 26-11)
26	vs. Utah	3/13/93 (W, 26-8)

## HITS

32	vs. Fresno St.	4/1/99
31	vs. Binghamton	3/7/09
30	vs. Hawaii	3/14/97
<b>29</b>	<b>vs. UNLV</b>	<b>3/9/24</b>
29	vs. Coppin St.	4/18/10
29	vs. Air Force	4/17/04
28	vs. Northern Colo.	2/24/23
28	at Air Force	3/4/17
28	vs. Air Force	4/12/08
28	vs. New Mexico St.	3/30/99
27	vs. Air Force	5/2/03
26	vs. San Diego St.	5/26/12
26	vs. Northwestern	2/22/97
26	vs. Washington	3/26/95

## RBI

<b>28</b>	<b>vs. UNLV</b>	<b>3/9/24</b>
28	vs. Coppin St.	4/18/10
28	vs. Binghamton	3/7/09
28	vs. Air Force	4/17/04
27	vs. Northern Colo.	2/24/23
27	vs. Iowa	3/24/85
26	vs. Air Force	4/12/08
26	vs. N.M. Highlands	2/9/03
26	vs. New Mexico St.	3/30/99
26	vs. Rice	4/12/98
25	vs. Air Force	4/14/06
24	vs. UNLV	3/24/17
24	vs. Fresno St.	4/1/99
24	vs. Utah	4/23/94

## DOUBLES

13	vs. N.M. Highlands	2/9/03
10	vs. Coppin St.	4/18/10
9	at Nevada	4/21/13
9	vs. Northern Colorado	3/5/06
9	vs. Utah	3/16/02
9	vs. UNLV	4/4/98

8	at New Mexico State	3/29/22
8	vs. Fresno St.	3/31/17
8	vs. San Jose St.	5/9/15
8	vs. San Jose St.	5/10/15
8	vs. San Diego St.	3/17/00
8	vs. Fresno St.	4/1/99
8	vs. Rice	4/12/98
8	vs. UTEP	4/18/80
8	vs. Southern Colorado	5/17/75

## TRIPLES

7	vs. Southern Colorado	3/27/76
6	vs. TAMU-CC	2/21/09
6	vs. Hartford	3/16/86
5	vs. Holy Cross	2/25/22
4	vs. Coppin St.	4/18/10
4	vs. ENMU	4/30/97
4	vs. Colorado St.	3/20/75
4	vs. NE Illinois	4/18/78
4	vs. UTEP	5/11/73
4	vs. Northern Illinois	3/27/72

## HOME RUNS

10	vs. New Mexico St.	3/30/99
8	vs. Air Force	4/12/08
8	vs. Air Force	4/18/04
7	vs. Fresno State	4/29/23
6	vs. Air Force	5/6/17
6	vs. Binghamton	2/18/17
6	vs. Fresno St.	4/9/16
6	vs. Air Force	4/13/06 (Game 2)
6	vs. Air Force	4/17/04
6	vs. UNLV	5/9/99
6	vs. Rice	4/12/98
6	vs. New Mexico St.	2/25/98
6	vs. Utah	5/15/94
6	vs. Air Force	4/26/86
6	vs. Air Force	4/25/86

## TOTAL BASES

63	vs. New Mexico St.	3/30/99
61	vs. Air Force	4/12/08
54	vs. Fresno St.	4/1/99

## WALKS

<b>17</b>	<b>vs. Hofstra</b>	<b>3/2/24</b>
17	at Hawai'i	2/21/16
16	vs. Air Force	4/17/04
15	vs. Fresno St.	3/31/17
14	at UNLV	3/24/17
14	at Utah	4/4/87

## STOLEN BASES

9	vs. Wayland Baptist	4/13/94
8	vs. Maine	3/18/94
8	vs. New Mexico St.	2/11/00
8	vs. Brigham Young	4/8/00
7	vs. New Mexico St.	4/17/13
7	vs. Toledo	3/10/02
7	vs. N.M. Highlands	2/10/98
7	vs. Grand Canyon	5/4/96

## LONGEST GAME (Innings)

15	NMSU 4, UNM 3	2/9/02
15	UNM 10, Gonzaga 8	3/31/72
14	UNM 8, ENMU 7	2/5-6/96
14	UNM 9, Colorado St. 8	3/17/73

## NO-HIT GAMES (2)

Jim Kremmel	4/17/70
vs. Arizona (9 innings)	
Mike Connell	3/24/77
vs. N.M. Highlands (7 innings)	

## ONE-HIT GAMES (11)

Tommy Bruskas	5/8/59
at New Mexico St.	
Lloyd Randel	4/28/62
at ENMU, 4/28/62	
Cliff Fowler	3/6/65
at UTEP (7 innings)	
Stan Quintana	3/22/65
vs. Colorado St. (7 innings)	
Cliff Fowler	4/15/65
vs. San Francisco St.	
Cliff Fowler	3/23/67
vs. UTEP (7 innings)	
Tony Sexton & Chuy Armendariz	3/9/68
at New Mexico St. (6 innings)	
Jim Kremmel	3/22/69
vs. Colorado St. (7 innings)	
Ron Sims	3/25/73
vs. New Mexico St. (7 innings)	
Tom Bepko & Craig Steiner	3/6/76
vs. Colorado Mines (7 innings)	
Tyler Stevens	4/12/15
vs. Air Force	

## SINGLE GAME STRIKEOUTS

18	Jim Kremmel	3/30/70
vs. ENMU		
18	Jim Kalk	3/14/64
vs. Colorado St. (7 innings)		
17	Justin Armbruster	3/13/21
at Fresno State		
17	Jim Serrano	2/17/98
vs. Point Loma		
17	Tommy Bruskas	5/8/59
at NMSU		
17	Cliff Fowler	3/19/65
at New Mexico St. (8 innings)		
17	Bob McAulay	4/29/66
vs. Arizona St.		
16	Gig Brummel	4/29/61
vs. New Mexico St. (7 innings)		
16	Gary Jacobs	3/23/70
vs. Colorado St.		
16	Arnie Marzullo	3/16/73
vs. Colorado		
15	Jim Kalk	3/29/64
vs. Air Force		
15	Jim Kalk	4/11/64
vs. New Mexico St.		
15	Bob McAulay	4/7/66
vs. UTEP (7 innings)		
15	Bob McAulay	5/13/66
vs. UTEP		
15	Jim Kremmel	4/10/70
vs. Arizona St.		
15	Chris Cooper	2/25/00
vs. Southern Utah		

## INNINGS PITCHED

12	Jim Coleman	5/15/92
vs. San Diego St.		
11	Tom Bepko	3/27/75
vs. South Dakota St.		



# PROGRAM RECORDS

## AT-BATS

**Game:** ..8.....Done 3 times  
 Hank Garcia .....1972  
 vs. Gonzaga (3/31)  
 Chris Armstrong .....1999  
 vs. Fresno St. (4/1)  
 Josh Mader .....2003  
 vs. Air Force (5/2)  
**Season:**..275....Tony Cairns .....(2001)  
**Career:**...960...Daniel Stovall..... (2004-07)

## RUNS

**Game:** ....6.....Done 6 times  
 Justin Howard .....2010  
 vs. Coppin St. (4/18)  
 Dane Hamilton .....2009  
 vs. Binghamton (3/7)  
 Brian Cavazos-Galvez..2009/08  
 vs. AF (5/16) & (4/12)  
 Sean Murray .....2004  
 vs. Air Force (5/15)  
 Lon Yamaguchi.....1998  
 vs. N.M. St. (2/25)  
**Season:**..86.....Jim Fregosi .....(1985)  
**Career:**...248 ...Lon Yamaguchi.... (1996-99)

## HITS

**Game:**.....6.....Done 8 times  
 John Pustay.....2012  
 at Air Force (4/5)  
 Justin Howard .....2010  
 vs. Coppin St. (4/18)  
 Mike Brownstein .....2009  
 vs. Air Force (5/14)  
 Dane Hamilton .....2009  
 vs. Binghamton (3/7)  
 Brian Cavazos-Galvez 2008  
 vs. Air Force (4/12)  
 Cory Robbins .....1999  
 vs. N.M. St. (3/23)  
 Ronnie Meng .....1995  
 vs. Nebraska (3/19)  
 Aaron Santini .....1993  
 vs. Regis (3/6)  
**Season:**..125 ....Keith Hagman .....(1980)  
**Career:**...340 ..Travis Young .....(1994-97)

## RBI

**Inning:**....8.....Jonathan Gallegos.....1993  
 vs. Utah (3/13)  
**Game:**.....10.....Brian Cavazos-Galvez 2008  
 vs. Air Force (4/12)  
 Mark Gulseth .....1992  
 vs. San Diego St. (4/19)  
**Season:**..95.....Keith Hagman .....(1980)  
**Career:**...226...Daniel Stovall ..... (2004-07)

## DOUBLES

**Game:**.....4 .....Done 4 times  
 Justin Howard .....2010  
 vs. San Diego St. (5/2)  
 Justin Howard .....2010  
 vs. Coppin St. (4/18)  
 Joe Salas .....2004  
 vs. Air Force (4/17)  
 Dusty Young .....2003  
 vs. N.M. Highlands (2/9)  
**Season:**..35 .....Robert Gonzales .....(1998)  
**Career:**...78 .....DJ Peterson ..... (2011-13)  
 Daniel Stovall..... (2004-07)

## TRIPLES

**Game:**.....3.....Jim Economides .....1957  
 vs. Denver  
**Season:**..17 .....Keith Hagman .....(1980  
 (NCAA record)  
**Career:**...31.....Larry Harrison .....(1980-83)

## HOME RUNS

**Game:**.....4 .....Brian Cavazos-Galvez .2008  
 vs. Air Force (4/12)  
**Season:**..25 .....Chris Alexander .....(2003)  
**Career:**...53 .....Aaron Sisk..... (1998-00)

## GRAND SLAMS

**Game:**.....2.....Mark Gulseth .....1992  
 vs. San Diego St. (4/19)  
**Season:**..3 ..... **Will Asby** .....(2024)  
 .....3.....Mark Wulfert .....(1995)  
**Career:**...5.....Mark Wulfert .....(1993-95)

## TOTAL BASES

**Game:**.....19.....Brian Cavazos-Galvez .2008  
 vs. Air Force (4/12)  
**Season:**..207 .....Keith Hagman .....(1980)  
**Career:**...550 ...Daniel Stovall .....(2004-07)

## STOLEN BASES

**Game:**.....5.....Cory Robbins .....1998  
 vs. N.M. Highlands (2/10)  
**Season:**..56 .....Luke Oglesby .....(1993)  
**Career:**...123.....Travis Young .....(1994-97)

## WALKS

**Game:**.....5.....Done 2 times  
 DJ Peterson.....2013  
 vs. UC Riverside (3/9)  
 Luke Oglesby .....1993  
 vs. Texas Tech (2/25)  
**Season:**..56 .....Mike Foote .....(1980)  
**Career:**...152.....Lon Yamaguchi ....(1996-99)

## HIT BY PITCH

**Game:**.....3.....Done 3 times:  
 Jared Holley .....2013  
 vs. LaSalle (3/5)  
 Jordan Pacheco .....2006  
 vs. New Mexico St. (2/28)  
 Paul Huitt .....1990  
 vs. N.M. Highlands (2/28)  
**Season:**..19 .....Aaron Santini .....(1992)  
**Career:**...40.....Jared Holley .....(2013-16)

# SEASON STATISTICAL RECORDS

## BATTING AVERAGE

1. .363 .....2009  
 2. .361 .....1986  
 3. .355 .....1985  
 4. .354 .....1980  
 5. .346 .....2010  
 6. .3454 .....2002  
 7. .3451 .....2003  
 8. .3444 .....1993  
 9. .3443 .....1999  
 10. .338 .....1997

## WIN PCT. (min. 40 games)

1. .740 (37-13-0).....1968  
 2. .712 (42-17-0).....1985  
 3. .674 (29-14-0).....1972  
 4. .651 (41-22-0).....1980  
 5. .649 (37-20-0) .....2009  
 6. .647 (37-20-1) .....2014  
 7. .633 (38-22-0) .....2010  
 8. .629 (39-23-0) .....2016  
 9. .627 (37-22-0) .....2013  
 10. .625 (35-21-0) .....2000  
 .625 (35-21-0) .....1993

## ERA

1. 2.87 .....1968  
 2. 3.40 .....1969  
 3. 3.86 .....1975  
 4. 3.92 .....1976  
 5. 4.07 .....1962  
 6. 4.13 .....1977  
 7. 4.21 .....1973  
 8. 4.23 .....2014  
 9. 4.29 .....1970  
 4.29 .....1967

## FIELDING PCT.

1. .976 .....2009  
 2. .974 .....2023  
 .974 .....2017  
 4. .973 .....2008  
 5. .972 .....2015  
 6. .971 .....2021  
 .971 .....2016  
 .971 .....2010  
 9. .970 .....2007  
 10. .969 .....2013  
 .969 .....2006

## SLUGGING PCT.

1. .604 .....1986  
 2. .572 .....1985  
 3. .570 .....1980  
 4. .567 .....1998  
 5. .564 .....2003  
 6. .560 .....2023  
 7. .554 .....2010  
 8. .545 .....1999  
 9. .542 .....2005  
 10. .515 .....1993

## ON BASE PERCENTAGE

1. .445 .....1985  
 2. .444 .....1993  
 3. .443 .....1986  
 4. .440 .....1980  
 5. .432 .....2009  
 6. .424 .....2003  
 7. .422 .....2013  
 8. .422 .....1987  
 9. .420 .....1992  
 10. .419 .....1994

# LAST TIME IT HAPPENED...

## HITTING (Individual)

**Grand slam:**.....*Kyle Smith vs. New Mexico St., 4/30/24*  
**Hit for the cycle:** ..... Danny Collier vs. Air Force, 3/24/18  
**Five hits:** ..... Jeffrey David vs. Northern Colorado, 2/24/23  
**Six hits:** ..... Carl Stajduhar vs. Fresno St., 4/9/16  
**Eight at bats:** ..... Josh Mader vs. Air Force, 5/2/03  
**Four runs:** ..... *Jake Holland at Nevada, 3/17/24*  
**Five runs:** ..... *Khalil Walker vs. UNLV, 3/9/24*  
**Six runs:** ..... Justin Howard vs. Coppin St., 4/18/10\*  
**Five RBI:** ..... *Jake Holland vs. San Jose St., 3/22/24*  
**Six RBI:** ..... *Will Asby at Texas Tech, 4/23/24*  
**Seven RBI:** ..... *Jake Holland vs. San Jose St., 3/23/24*  
**Eight RBI:** ..... Justin Olson vs. Fresno State, 4/29/23  
**Nine RBI:** ..... *Will Asby vs. UNLV, 3/9/24*  
**10 RBI:** ..... Brian Cavazos-Galvez vs. Air Force, 4/12/08\*#  
**Three doubles:** ..... *Jake Holland at Nevada, 3/17/24*  
**Four doubles:** ..... Reece Weber vs. San José St., 5/10/15  
**Four extra-base hits:** ..... *Jake Holland at Nevada, 3/17/24*  
**Two triples:** ..... *Reed Spenrath at Nevada, 3/16/24*  
**Back-to-back-to-back triples:** ... Mike Brownstein, Dane Hamilton, ..... Brian Cavazos-Galvez vs. TAMU-CC (Game 2), 2/21/09  
**Inside-the-Park home run:** ..... DJ Peterson vs. TCU, 5/20/11  
**Walk-off home run:** ..... *Devon Dixon vs. San Diego St., 4/28/24*  
**Walk-off grand slam:** ..... *Devon Dixon vs. San Diego St., 4/28/24*  
**Two home runs:** ..... *Will Asby at Texas Tech., 4/24/24*  
**Three home runs:** ..... Justin Olson vs. Fresno State, 4/29/23  
**Four home runs:** ... Brian Cavazos-Galvez vs. Air Force, 4/12/08\*#  
**Two home runs in one inning:** ..... Josh Mader at Utah, 4/8/04  
**Two+ players with multi-homers:** ..... Brian Cavazos-Galvez (4), ..... Kevin Atkinson (2) vs. Air Force, 4/12/08  
**Back-to-back homers:** ..... *Chase Weissenborn, Khalil Walker ..... at Texas Tech., 4/24/24*  
**Back-to-back-to-back homers:** ..... Daniel Stovall, Matt Hibbitts, ..... Ian Hollick vs. Hawaii-Hilo, 4/28/07  
**Multiple back-to-back homers in same game:** ..... (2), Joe Salas, ..... Daniel Stovall, vs. Air Force, 5/16/04  
**HR in 3 straight games:** ... *Jake Holland vs. San Jose St., 3/22-24/24*  
**HR in 4 straight games:**.....*Jake Holland vs. NMSU, SJSU, 3/17-24/24*  
**Three + sacrifice bunts in a game:** ..... 3, Jared Holley at Nevada 4/20/13  
**Four strikeouts:** ..... Deylan Pigford vs. Fresno State, 4/28/23  
**Three HBP:** ..... Jared Holley vs. LaSalle, 3/5/13  
**Three stolen bases:** ..... *Sean Stephens vs. Hofstra, 3/1/24*  
**Four Walks:** ..... *Reed Spenrath vs. Hofstra, 3/2/24*  
**Five Walks:** ..... DJ Peterson vs. UC Riverside, 3/9/13\*

## HITTING (Team)

**Five + home runs (team):** ... 7, vs. Fresno State (W, 17-7), 4/29/23  
**20+ hits:** ..... *21, at Texas Tech (W, 17-3), 4/24/24*  
**25+ hits:** ..... *25, vs. Fresno St. (L, 23-19), 4/13/24*  
**30+ hits:** ..... 31, vs. Binghamton (Game 1), 3/7/09  
**Allowed 20 + hits:** ..... *26, vs. San Jose St., 3/22/24*  
**20+ runs:** ..... 20, vs. St. Bonaventure (W, 20-3), 3/4/23  
**Allowed 20 + runs:** ..... *23, vs. Fresno St. (L, 23-19), 4/12/24*  
**30+ runs:** ..... *31, vs. UNLV (W, 31-15), 3/9/24*  
**20+ RBI:** ..... *28, vs. UNLV (W, 31-15), 3/9/24*  
**40+ total bases:** ..... 42, vs. Fresno State, 4/29/23  
**50+ total bases:** ..... 52, vs. Northern Colorado, 2/24/23  
**60+ total bases:** ..... 61, vs. Air Force, 4/12/08  
**No strikeouts:** ..... 5/4/14 vs. San Diego St. (35 at-bats)  
**No walks:** ..... 3/31/23 vs. San Diego State (34 at-bats)  
**10+ strikeouts:** ..... *10, vs. San Jose St., 3/22/24*  
**10+ walks:** ..... *10, vs. San Jose St., 3/22/24*  
**15+ walks:** ..... *17, vs. Hofstra, 3/2/24*  
**5+ HBP:** ..... 5, vs. San Jose State, 4/29/22  
**Was no-hit (7-inning game):** ..... *at San Diego State, 3/29/24*  
**Was no-hit (9-inning game):** ..... at Wichita St., 3/20/90

## PITCHING (Individual)

**No-hitter (7-inning game):** ..... Mike Connell vs. N.M. Highlands, 3/24/77  
**No-hitter (9-inning game):** ..... Jim Kremmel vs. Arizona, 4/17/70  
**One-hitter:** ..... Tyler Stevens vs. Air Force, 4/12/15  
**Complete game:** ..... Cody Dye vs. UNLV, 4/21/18..... Justin Armbruster at San Jose State, 5/22/21 (7 innings)  
**Complete-game shutout:** ..... Colton Thomson vs. Nevada, 5/26/16  
**10+ strikeouts:** ..12, Justin Armbruster at San Jose State, 5/22/21  
**15+ strikeouts:** .....17, Justin Armbruster at Fresno State, 3/13/21  
**No walks (complete game):** Justin Armbruster at San Jose State, 5/22/21

## PITCHING (Team)

**10+ strikeouts:** ..... *14, vs. South Dakota St. 2/22/24*  
**15+ strikeouts:** ..... 16, vs. Nevada, 3/27/21  
**No strikeouts:** ..... 3/5/17 at Air Force ... (J. Tripp 30 BF; D. Gillespie 5 BF, A. Isenhardt 1 BF, C. Tripp 8 BF)  
**No walks:** ..... *vs. South Dakota State, 2/22/24*  
**10 + walks:** ..... at California, 5/14/22

## FIELDING

**Five+ errors (Team):** ..... 6, vs. San Jose State, 4/8/23  
**Three+ errors (Ind.):** ..... 3, Hayden Schilling ..... vs. Central Michigan, 2/22/18  
**Eight+ assists:** ..... 8, Konner Kinkade ..... vs. Texas Tech, 3/28/23  
**Caught three runners stealing:** ..... Mitch Garver ..... vs. Texas Tech, 4/25/12  
**15 + putouts:** ..... 15, Reed Spenrath ..... vs. New Mexico State, 3/21/23  
**UNM turned a triple play:** ..... 5/13/16 vs. Nevada (4-6-3-2)  
**UNM hit into a triple play:** ..... 4/23/09 at BYU

## SCORING AND MISCELLANEOUS

**Stole home:** ..... Harry Fullerton vs. Nevada, 3/27/21  
**Stole seven+ bases:** ..... 7, 4/17/13 vs. New Mexico St. (W, 13-6)  
**Tied:** ..... 4/28/19 at Fresno St. (T, 6-6)  
**Shut out:** ..... *3/29/24 at San Diego State (L, 0-13/7 Inn.)*  
**Shut out opponent:** ..... 4/18/23 at New Mexico State (W, 13-0)  
**Shut out at home:** ..... 3/21/23 vs. New Mexico State (L, 0-2)  
**Shut out on the road:** ..... *3/29/24 at San Diego St. (L, 0-13/7 Inn.)*  
**Shut out opponent at home:** ..... 3/11/23 vs. Air Force (W, 15-0)  
**Shut out opponent on road:** .4/18/23 at New Mexico St. (W, 13-0)  
**Recorded back-to-back shutouts:** ..... 5/6-5/7, 2011 ..... vs. Air Force (5-0, 10-0)  
**Recorded three straight shutouts:** ..... 2/24-3/3, 1973 ..... vs. New Mexico St. (1-0) and New Mexico Highlands (7-0, 4-0)  
**Shut out in back-to-back games:** ..... 3/14-15/2017 at Oklahoma St.  
**Most runs in three-game series:** 73, vs. Air Force (4/13-14, 2006)  
**Consecutive one-run games:** ..... *2, vs. UNLV, at ASU (3/10-12/24)*  
**Four straight one-run games:** ..... vs. BYU, Gonzaga, Northern Colorado, 2/15-23, 2020  
**Five straight one-run games:** ..... March 18-24, 2015\*

# LAST TIME IT HAPPENED... CONTINUED

## EXTRA INNINGS

**Won an extra-inning game:** 4/30/23 vs. Fresno State (6-5, 10 inn.)  
**Lost an extra-inning game:** ..... 3/2/24 vs. Hofstra (15-16, 10 Inn.)  
**Extra inning games in a row:** ..... 2, 4/23-4/24, 2021 at Washington  
**3 straight extra-inning games:** ..... at Utah, 4/9-11, 2009  
**Played a 10-inning game:** ..... 3/2/24 vs. Hofstra  
**Played an 11-inning game:** ..... vs. Fresno State, 3/13/22 (W, 9-8)  
**Played a 12-inning game:** ..... vs. Minnesota, 2/20/22 (W, 4-3)  
**Played a 13-inning game:** ..... vs. Columbia, 6/1/13 (L, 6-5, NCAA Tourn.)  
**Played a 14-inning game:** ..... vs. Eastern N.M., 2/5-6, 1996 (W, 8-7)  
**Played a 15-inning game:** ..... at New Mexico St., 2/9/02 (L, 4-3)

## IN AN INNING

**10+ runs in an inning:** ..... 10, vs. Air Force (8th), 3/11/23  
**15+ runs in an inning:** ..... 15, vs. Savannah St., 3/11/05  
**4+ homers in an inning:** ..... 4, at Air Force, 5/19/05  
**5+ doubles in an inning:** ..... 5, at Nevada, 4/21/13  
**4+ triples in an inning:** ..... 4, vs. TAMU-CC (Game 2), 2/21/09^  
**10+ hits in an inning:** ..... 10, vs. New Mexico State, 5/2/23  
**10+ consecutive hits:** ..... 11, vs. Savannah St., 3/11/05\*  
**10+ consecutive batters reach base:** ..... 12, vs. Fresno St., 4/13/13  
**15+ consecutive batters reach base:** ..... 16, vs. Savannah St., 3/11/05  
**Player w/hits from both sides of plate:** ..... Sam Haggerty  
 ..... vs. Fresno St. 4/12/13

## UNM SCORING IN AN INNING

**Most runs in top of 1st:** ..... 11, at Air Force (5/14/09)  
**Most runs in top of 2nd:** ..... 10, 2x, last at Air Force (4/15/97)  
**Most runs in top of 3rd:** ..... 8, 3x, last at Air Force (4/25/10, Game One)  
**Most runs in top of 4th:** ..... 12, at Air Force (4/15/07)  
**Most runs in top of 5th:** ..... 12, at Air Force (4/17/04)  
**Most runs in top of 6th:** ..... 10, at Air Force (5/19/16)  
**Most runs in top of 7th:** ..... 9, at Air Force (4/16/07)  
**Most runs in top of 8th:** ..... 12, at Utah (4/1/00)  
**Most runs in top of 9th:** ..... 9, at New Mexico St. (2/16/86)  
**Most runs in top of 10th:** ..... 4, at Texas St. (2/11/06)  
**Most runs in top of 11th:** ..... 6, at Arizona (1/30/93)  
**Most runs in top of 12th:** ..... 3, at Washington (4/24/21)  
**Most runs in top of 13th:** ..... N/A  
**Most runs in top of 14th:** ..... N/A  
**Most runs in top of 15th:** ..... 1, vs. Gonzaga at Fresno St. (3/31/72)

**Most runs in bottom of 1st:** 11, 2x, last vs. St. Bonaventure. (3/4/23)  
**Most runs in bottom of 2nd:** ..... 15, vs. Savannah St. (3/11/05)  
**Most runs in bottom of 3rd:** ..... 13, vs. NM Highlands (2/28/90)  
**Most runs in bottom of 4th:** ..... 12, vs. Air Force at UNLV (5/27/04)  
**Most runs in bottom of 5th:** ..... 10, 2x, last vs. Utah (4/22/06)  
**Most runs in bottom of 6th:** ..... 20, vs. Utah (3/13/93)\*  
**Most runs in bottom of 7th:** ..... 11, vs. Texas St. (2/18/05)  
**Most runs in bottom of 8th:** ..... 12, 3x, last vs. Fresno St. (4/13/13)  
**Most runs in bottom of 9th:** ..... 9, 2x, last vs. New Mexico St. (3/26/02)  
**Most runs in bottom of 10th:** ..... 7, vs. Louisiana Tech (3/13/10)  
**Most runs in bottom of 11th:** ..... 2, 2x, last vs. Fresno St. (3/13/22)  
**Most runs in bottom of 12th:** ..... 2, vs. UNLV (3/9/14)  
**Most runs in bottom of 13th:** 1, 2x, last vs. Northwestern (3/7/03)  
**Most runs in bottom of 14th:** ..... 1, 2x, last vs. ENMU (2/5-6, 1996)  
**Most runs in bottom of 15th:** ..... N/A

## OPPONENT SCORING IN AN INNING

**Most runs in top of 1st:** ..... 12, vs. BYU (3/26/94)  
**Most runs in top of 2nd:** ..... 9, vs. UC Riverside (4/18/19)  
**Most runs in top of 3rd:** ..... 12, vs. Wichita St. (3/16/89)  
**Most runs in top of 4th:** ..... 11, vs. Rice (4/11/98)  
**Most runs in top of 5th:** ..... 10, 2x, last vs. UNLV (4/3/22)  
**Most runs in top of 6th:** ..... 10, vs. BYU (4/11/02)  
**Most runs in top of 7th:** ..... 11, vs. BYU (4/6/00)  
**Most runs in top of 8th:** ..... 8, 2x, last vs. Rice (4/12/98)  
**Most runs in top of 9th:** ..... 12, vs. BYU (3/18/05, Game Two)

**Most runs in top of 10th:** ..... 9, vs. San Francisco (3/18/06)  
**Most runs in top of 11th:** 6, vs. Nevada at Las Vegas, Nev. (5/23/14)  
**Most runs in top of 12th:** ..... 1, 4x, last vs. UNLV (3/9/14)  
**Most runs in top of 13th:** ..... 1, 2x, last vs. Columbia (6/1/13)  
**Most runs in top of 14th:** ..... N/A  
**Most runs in top of 15th:** ..... N/A

**Most runs in bottom of 1st:** 11, at Arizona St. (2/9/80, Game One)  
**Most runs in bottom of 2nd:** ..... 16, at Texas Tech (3/15/22)\*  
**Most runs in bottom of 3rd:** ..... 15, at Hawaii (4/22/89)  
**Most runs in bottom of 4th:** ..... 12, 2x, last at Air Force (4/15/90)  
**Most runs in bottom of 5th:** ..... 12, at Cal St. Fullerton (3/7/86)  
**Most runs in bottom of 6th:** ..... 12, at LMU (3/11/86)  
**Most runs in bottom of 7th:** ..... 9, at California (5/14/22)  
**Most runs in bottom of 8th:** ..... 11, vs. Oregon State (2/18/22)  
**Most runs in bottom of 9th:** ..... 4, 7x, last at Air Force (4/15/07)  
**Most runs in bottom of 10th:** ..... 4, at Air Force (4/24/65)  
**Most runs in bottom of 11th:** 2, vs. BYU at San Diego St. (3/31/06)  
**Most runs in bottom of 12th:** 2, vs. BYU at San Diego St. (3/31/06)  
**Most runs in bottom of 13th:** ..... N/A  
**Most runs in bottom of 14th:** ..... N/A  
**Most runs in bottom of 15th:** ..... 1, at New Mexico St. (2/9/02)

## SERIES

**Swept non-conf. series, home:** ..vs. Northern Colo., 2/24-26, 2023  
**Swept non-conf. series, road:** at No. 23 Oklahoma St., 3/14-15, 2017  
**Swept in non-conf. series, home:** .... vs. Dallas Baptist, 3/4-6, 2016  
**Swept in non-conf. series, road:** ..... at California, 5/13-15/2022  
**Swept MW series, home:** ..... vs. San Diego State, 4/26-28, 2024  
**Swept MW series, road:** ..... at San Jose State, 5/22-23, 2021  
**Swept multiple MW series in a row:** ..... 3, 3/3/17-3/26/17  
 ..... at Air Force, vs. San José St., at UNLV  
**Swept in MW series, home:** ....vs. San Diego State, 3/31-4/2, 2023  
**Swept in MW series, road:** ..... at Air Force, 5/8-9, 2021  
**Swept in multiple MW series in a row:** ..... 3, 4/2-5/9/2021  
 ..... at San Diego State, vs. Fresno State, at Air Force

## WALK-OFFS

**Won on last at-bat:** ..... 4/28/24  
 ..... Devon Dixon vs. San Diego State (9-7, 9 Inn.)  
**Back-to-back games won in last at-bat:** ..... 2/24/24  
 ..... vs. South Dakota State (12-11, 9-8)  
**Lost on last at-bat:** ..... 3/22/24  
 ..... vs. San Jose State  
**Scored two runs in last at-bat:** ..... 5/20/22  
 ..... vs. South Dakota State (13-2, run rule 7 innings)  
**Scored three runs in last at-bat:** ..... 2/24/24  
 ..... vs. Texas Tech (11-10, 9 innings)  
**Scored four runs in last at-bat:** ..... 4/28/24  
 ..... Devon Dixon vs. San Diego State (9-7, 9 Inn.)  
**Scored five runs in last at-bat:** ..... 5/20/22  
 ..... vs. Air Force (13-12, 9 innings)  
**Scored six runs in last at-bat:** ..... 5/20/22  
 ..... vs. Air Force (13-12, 9 innings)  
**Scored seven runs in last at-bat:** ..... 5/20/22  
 ..... vs. Air Force (13-12, 9 innings)  
**Scored nine runs in last at-bat:** ..... 3/21/99  
 ..... vs. TCU (17-16)  
**Allowed two runs in last at-bat:** ..... 3/18/23  
 ..... at Fresno State (8-9)  
**Allowed three runs in last at-bat:** ..... 4/2/21  
 ..... at San Diego State (9-10)  
**Allowed four runs in last at-bat:** ..... 4/2/21  
 ..... at San Diego State (9-10)  
**Allowed five runs in last at-bat:** ..... 4/2/21  
 ..... at San Diego State (9-10)  
**Allowed six runs in last at-bat:** ..... 4/2/21  
 ..... at San Diego State (9-10)

\* = School record

# = Mountain West record

# 2023 NEW MEXICO OVERALL STATS

Record: 26-25 Home: 17-11 Away: 6-13 Neutral: 3-1 MW: 13-17

Date	Opponent	Score	Player	avg	slug	ob%	g	ab	r	h	2b	3b	hr	rbi	bb	so	sb	cs	e
#2/17	vs #23 Oregon State	w 7-2	DITZENBERGER, D	.437	.563	.490	37	135	42	59	9	1	2	27	15	19	6	0	2
#2/18	vs UC Santa Barbara	w 3-1	ASHBY, Lenny Juni	.381	.595	.455	51	210	46	80	18	0	9	51	26	25	0	1	4
#2/19	vs #23 Oregon State	L 6-14	RUNION, Braydon	.357	.629	.398	51	213	48	76	23	4	9	56	11	51	1	2	1
#2/20	vs Minnesota	w 4-3	HOLLAND, Jake	.333	.633	.371	41	150	29	50	7	1	12	39	8	32	0	0	2
2/24	NORTHERN COLORADO	w 30-1	SPENRATH, Reed	.321	.721	.421	50	190	54	61	11	4	19	65	34	70	3	0	2
2/25	NORTHERN COLORADO	w 11-3	DAVID, Jeffrey	.306	.472	.349	42	193	38	59	13	5	3	41	11	27	3	2	6
2/25	NORTHERN COLORADO	w 18-2	PIGFORD, Deylan	.297	.503	.389	45	145	39	43	9	3	5	13	17	35	8	2	4
3/3	ST. BONAVENTURE	w 14-4	WEISSENBORN, C	.291	.385	.360	51	179	36	52	10	2	1	27	19	37	3	0	8
3/4	ST. BONAVENTURE	L 8-17	DIXON, Devon	.274	.445	.346	49	164	38	45	10	0	6	27	16	29	2	1	6
3/4	ST. BONAVENTURE	w 20-3	-----																
3/5	ST. BONAVENTURE	w 16-6	HERD, Caleb	.429	.571	.556	9	7	3	3	1	0	0	1	2	1	0	0	0
3/7	at Texas Tech	L 3-6	OLSON, Justin	.367	.822	.504	37	90	24	33	2	0	13	31	25	27	0	0	2
*3/10	AIR FORCE	L 7-9	STEPHENS, Sean	.349	.508	.388	37	63	11	22	5	1	1	8	3	11	4	2	1
*3/11	AIR FORCE	w 15-0	SMITH, Kyle	.271	.614	.469	28	70	17	19	3	3	5	13	16	17	2	0	0
*3/12	AIR FORCE	w 11-4	KINKADE, Konner	.268	.446	.425	35	56	13	15	4	0	2	12	15	8	0	0	4
3/14	at Grand Canyon	L 8-11	CARRIS, Akili	.143	.143	.250	8	7	2	1	0	0	0	0	0	2	0	0	1
*3/17	at Fresno State	L 3-5	FELIX, Dominic	.000	.000	.125	6	7	1	0	0	0	0	1	1	0	0	0	1
*3/18	at Fresno State	L 8-9	DEWYER, Trent	.000	.000	.000	2	0	0	0	0	0	0	0	0	0	0	0	0
*3/19	at Fresno State	w 7-2	STANFIELD, Alec	.000	.000	.000	1	0	0	0	0	0	0	0	0	0	0	0	0
3/21	NEW MEXICO STATE	L 0-2	STEINKAMP, Arthu	.000	.000	.000	15	0	0	0	0	0	0	0	0	0	0	0	0
*3/24	at Nevada	w 9-5	STILL, Justin	.000	.000	.000	17	0	0	0	0	0	0	0	0	0	0	0	0
*3/25	at Nevada	w 12-1	JACKSON, Jaren	.000	.000	.000	12	0	0	0	0	0	0	0	0	0	0	0	0
3/28	#22 TEXAS TECH	w 11-10	ITURRALDE, Adolfo	.000	.000	.000	8	0	0	0	0	0	0	0	0	0	0	0	0
*3/31	SAN DIEGO STATE	L 3-5	FLORES, Junior	.000	.000	.000	1	0	0	0	0	0	0	0	0	0	0	0	0
*4/1	SAN DIEGO STATE	L 1-3	MARTINEZ, Jordan	.000	.000	.000	5	0	0	0	0	0	0	0	0	0	0	0	0
*4/2	SAN DIEGO STATE	L 7-19	RUSSELL, Brett	.000	.000	.000	5	0	0	0	0	0	0	0	0	0	0	0	0
*4/6	SAN JOSE STATE	w 16-8	BAKER-LIVINGSTO	.000	.000	.000	10	0	0	0	0	0	0	0	0	0	0	0	0
*4/7	SAN JOSE STATE	L 3-8	GALLEGOS, Isaac	.000	.000	.000	12	0	0	0	0	0	0	0	0	0	0	0	0
*4/8	SAN JOSE STATE	L 3-14	HUDSON, Terrell	.000	.000	.000	10	0	0	0	0	0	0	0	0	0	0	0	0
4/11	CSU PUEBLO	w 8-7	LIVELY, Tristin	.000	.000	.000	13	0	0	0	0	0	0	0	0	0	0	0	1
4/12	CSU PUEBLO	L 6-8	MCBROOM, Brian	.000	.000	.000	25	0	0	0	0	0	0	0	0	0	0	0	1
4/18	at New Mexico State	w 13-0	EGLOFF, Riley	.000	.000	.000	13	0	0	0	0	0	0	0	0	0	0	0	2
*4/21	at Air Force	L 6-9	BANNISTER, Wil	.000	.000	.000	16	0	0	0	0	0	0	0	0	0	0	0	1
*4/23	at Air Force	w 12-1	Totals	.329	.560	.407	51	1879	441	618	125	24	87	412	219	391	32	10	49
*4/23	at Air Force	L 8-13	Opponents	.304	.464	.370	51	1770	324	538	112	23	42	300	155	341	32	16	61
4/25	at Arizona	L 8-11																	

LOB - Team (414), Opp (376). DPs turned - Team (48), Opp (33). CI - Team (0), Opp (1). IBB - Team (6), SPENRATH, R. 3, OLSON, J. 2, PIGFORD, D. 1, Opp (8). Picked off - PIGFORD, D. 1, DIXON, D. 1, STEPHENS, S. 1, DAVID, J. 1.

Player	era	w-l	app	gs	cg	sh	sv	ip	h	r	er	bb	so	avg	hr
GALLEGOS, Isaac	4.35	4-2	12	12	0	0	0	70.1	69	46	34	32	60	.253	4
LIVELY, Tristin	4.42	6-4	13	13	1	0	0	77.1	83	42	38	23	62	.277	5
EGLOFF, Riley	6.05	7-3	13	13	0	0	0	74.1	95	55	50	21	67	.310	12
DEWYER, Trent	0.00	0-0	2	0	0	0	0	2.2	3	0	0	0	1	.300	0
STEINKAMP, Arthur	2.81	0-1	15	0	0	0	0	25.2	27	12	8	4	12	.273	1
ITURRALDE, Adolfo	4.00	0-0	8	0	0	0	0	9.0	9	5	4	2	9	.281	1
MCBROOM, Brian	5.53	4-2	25	0	0	0	3	40.2	47	28	25	11	39	.290	3
STILL, Justin	5.91	0-1	17	0	0	0	0	21.1	22	14	14	16	20	.268	1
JACKSON, Jaren	7.46	3-2	12	8	0	0	1	44.2	61	38	37	12	32	.318	2
HUDSON, Terrell	8.10	1-2	10	0	0	0	0	13.1	18	12	12	4	10	.327	4
BAKER-LIVINGSTON	8.62	0-4	10	4	0	0	0	24.0	40	24	23	10	10	.374	1
BANNISTER, Wil	9.47	1-3	16	1	0	0	1	19.0	31	21	20	8	11	.369	3
MARTINEZ, Jordan	12.86	0-0	5	0	0	0	0	7.0	10	10	10	5	1	.357	1
RUSSELL, Brett	17.47	0-1	5	0	0	0	0	5.2	16	12	11	4	7	.500	3
STANFIELD, Alec	54.00	0-0	1	0	0	0	0	0.1	3	2	2	2	0	1.000	0
FLORES, Junior	81.00	0-0	1	0	0	0	0	0.1	4	3	3	1	0	.800	1
Totals	5.95	26-25	51	51	1	2	5	435.2	538	324	288	155	341	.304	42
Opponents	8.02	25-26	51	51	1	2	15	433.1	618	441	386	219	391	.329	87

PB - Team (2), SMITH, K. 2, Opp (2). Pickoffs - Team (2), EGLOFF, R. 2, Opp (3). SBA/ATT - HOLLAND, J. (25-31), SMITH, K. (7-17), GALLEGOS, I. (7-10), LIVELY, T. (5-9), JACKSON, J. (8-8), EGLOFF, R. (6-8), MCBROOM, B. (1-4), ITURRALDE, A (1-3), BAKER-LIVING (2-3), STILL, J. (1-2), STEINKAMP, A (1-1).

# 2023 NEW MEXICO CONFERENCE STATS

Record: 13-17 Home: 8-8 Away: 5-9 MW: 13-17

Date	Opponent	Score	Player	avg	slug	ob%	g	ab	r	h	2b	3b	hr	rbi	bb	so	sb	cs	e
*3/10	AIR FORCE	L 7-9	DITZENBERGER, D	.405	.544	.440	21	79	16	32	6	1	1	12	5	11	2	0	2
*3/11	AIR FORCE	w 15-0	ASHBY, Lenny Juni	.373	.579	.449	30	126	25	47	11	0	5	27	14	17	0	0	3
*3/12	AIR FORCE	w 11-4	SPENRATH, Reed	.353	.793	.433	29	116	32	41	6	3	13	37	17	44	1	0	2
*3/17	at Fresno State	L 3-5	RUNION, Braydon	.316	.579	.361	30	133	24	42	14	3	5	31	7	31	0	2	1
*3/18	at Fresno State	L 8-9	HOLLAND, Jake	.309	.521	.343	25	94	15	29	5	0	5	17	4	17	0	0	2
*3/19	at Fresno State	w 7-2	WEISSENBORN, C	.286	.384	.352	30	112	18	32	6	1	1	18	12	24	3	0	7
*3/24	at Nevada	w 9-5	DIXON, Devon	.274	.415	.325	29	106	22	29	6	0	3	13	7	19	1	0	3
*3/25	at Nevada	w 12-1	DAVID, Jeffrey	.272	.379	.324	22	103	17	28	7	2	0	16	6	13	0	1	4
*3/31	SAN DIEGO STATE	L 3-5	PIGFORD, Deylan	.243	.446	.341	25	74	16	18	4	1	3	4	8	20	3	2	4
*4/1	SAN DIEGO STATE	L 1-3	-----																
*4/2	SAN DIEGO STATE	L 7-19	HERD, Caleb	.500	.500	.500	3	2	1	1	0	0	0	0	0	1	0	0	0
*4/6	SAN JOSE STATE	w 16-8	STEPHENS, Sean	.394	.606	.459	20	33	8	13	4	0	1	5	3	6	4	2	1
*4/7	SAN JOSE STATE	L 3-8	OLSON, Justin	.310	.793	.481	22	58	18	18	1	0	9	22	19	16	0	0	1
*4/8	SAN JOSE STATE	L 3-14	SMITH, Kyle	.297	.703	.490	15	37	14	11	2	2	3	8	8	8	1	0	0
*4/21	at Air Force	L 6-9	KINKADE, Konner	.231	.436	.362	19	39	7	9	2	0	2	9	8	6	0	0	3
*4/23	at Air Force	w 12-1	CARRIS, Akili	.000	.000	.000	1	1	0	0	0	0	0	0	0	0	0	0	1
*4/23	at Air Force	L 8-13	MARTINEZ, Jordan	.000	.000	.000	1	0	0	0	0	0	0	0	0	0	0	0	0
*4/28	FRESNO STATE	w 16-10	RUSSELL, Brett	.000	.000	.000	1	0	0	0	0	0	0	0	0	0	0	0	0
*4/29	FRESNO STATE	w 17-7	FELIX, Dominic	.000	.000	.000	1	0	0	0	0	0	0	0	0	0	0	0	1
*4/30	FRESNO STATE	w 6-5	BAKER-LIVINGSTO	.000	.000	.000	1	0	0	0	0	0	0	0	0	0	0	0	0
*5/5	at UNLV	w 13-5	ITURRALDE, Adolfo	.000	.000	.000	3	0	0	0	0	0	0	0	0	0	0	0	0
*5/6	at UNLV	L 5-7	STEINKAMP, Arthu	.000	.000	.000	10	0	0	0	0	0	0	0	0	0	0	0	0
*5/7	at UNLV	L 3-8	JACKSON, Jaren	.000	.000	.000	5	0	0	0	0	0	0	0	0	0	0	0	0
*5/12	NEVADA	w 9-5	HUDSON, Terrell	.000	.000	.000	5	0	0	0	0	0	0	0	0	0	0	0	0
*5/12	NEVADA	L 8-9	GALLEGOS, Isaac	.000	.000	.000	9	0	0	0	0	0	0	0	0	0	0	0	0
*5/13	NEVADA	L 6-8	LIVELY, Tristin	.000	.000	.000	10	0	0	0	0	0	0	0	0	0	0	0	0
*5/14	NEVADA	w 7-3	STILL, Justin	.000	.000	.000	11	0	0	0	0	0	0	0	0	0	0	0	0
*5/18	at San Diego State	L 3-5	BANNISTER, Wil	.000	.000	.000	8	0	0	0	0	0	0	0	0	0	0	0	1
*5/19	at San Diego State	L 3-4	EGLOFF, Riley	.000	.000	.000	10	0	0	0	0	0	0	0	0	0	0	0	2
*5/20	at San Diego State	L 6-8	MCBROOM, Brian	.000	.000	.000	14	0	0	0	0	0	0	0	0	0	0	0	0
Totals				.314	.542	.390	30	1113	233	350	74	13	51	219	118	233	15	7	38
Opponents				.296	.450	.372	30	1057	199	313	59	16	24	181	105	207	19	8	31

# = Sanderson Ford College Baseball Classification  
 \* = Conference game

LOB - Team (245), Opp (234). DPs turned - Team (31), Opp (15). CI - Team (0), Opp (1). IBB - Team (5), OLSON, J. 2, SPENRATH, R. 2, PIGFORD, D. 1, Opp (7). Picked off - PIGFORD, D. 1, STEPHENS, S. 1, DAVID, J. 1.

Player	era	w-l	app	gs	cg	sh	sv	ip	h	r	er	bb	so	avg	hr
LIVELY, Tristin	4.41	4-3	10	10	1	0	0	63.1	66	35	31	21	49	.269	4
GALLEGOS, Isaac	5.04	2-2	9	9	0	0	0	55.1	62	43	31	28	47	.279	2
EGLOFF, Riley	7.06	4-3	10	10	0	0	0	57.1	82	50	45	19	47	.337	10
-----															
MARTINEZ, Jordan	0.00	0-0	1	0	0	0	0	1.1	0	0	0	1	0	.000	0
STEINKAMP, Arthur	2.55	0-1	10	0	0	0	0	17.2	17	9	5	1	9	.243	1
ITURRALDE, Adolfo	4.50	0-0	3	0	0	0	0	2.0	2	1	1	1	1	.286	1
JACKSON, Jaren	4.72	1-1	5	1	0	0	1	13.1	12	7	7	6	9	.240	0
MCBROOM, Brian	6.35	2-2	14	0	0	0	1	22.2	26	17	16	8	20	.286	2
STILL, Justin	9.82	0-1	11	0	0	0	0	11.0	17	12	12	9	13	.347	1
HUDSON, Terrell	10.12	0-2	5	0	0	0	0	5.1	7	6	6	3	4	.304	1
BANNISTER, Wil	13.50	0-2	8	0	0	0	0	8.2	16	14	13	6	5	.400	1
BAKER-LIVINGSTON	13.50	0-0	1	0	0	0	0	1.1	3	2	2	2	0	.429	0
RUSSELL, Brett	18.00	0-0	1	0	0	0	0	1.0	3	3	2	0	3	.429	1
-----															
Totals	5.84	13-17	30	30	1	1	2	260.1	313	199	169	105	207	.296	24
Opponents	7.23	17-13	30	30	0	0	9	261.1	350	233	210	118	233	.314	51

PB - Team (1), SMITH, K. 1, Opp (1). Pickoffs - Team (2), EGLOFF, R. 2, Opp (2). SBA/ATT - HOLLAND, J. (16-21), GALLEGOS, I. (6-9), SMITH, K. (3-6), LIVELY, T. (3-5), EGLOFF, R. (3-5), JACKSON, J. (4-4), ITURRALDE, A (1-1), MCBROOM, B. (1-1), BAKER-LIVING (0-1), STEINKAMP, A (1-1).


Score by innings	1	2	3	4	5	6	7	8	9	EX	Total
New Mexico	24	37	37	28	18	27	14	31	16	1	233
Opponents	29	15	13	24	14	27	40	22	13	2	199

# SANTA ANA STAR FIELD · ALBUQUERQUE, N.M.

Santa Ana Star Field has become one of the toughest places for opponents to play in college baseball as The University of New Mexico baseball team is 166-98-2 (.629) since returning to its former location on March 24, 2013 after nine seasons at Isotopes Park.

For decades the home of UNM baseball was known as Lobo Field, but thanks to a 10-year, \$1 million naming rights gift from Tamaya Enterprises, Lobo Field was rechristened Santa Ana Star Field on Dec. 11, 2015.

“We are delighted to strengthen our relationship with Tamaya Enterprises, who have been long-standing supporters of the Lobos,” said former UNM Vice President for Athletics Paul Krebs. “The field naming rights is a great example of their commitment to the community and provides us an opportunity for Lobo Athletics to



## UNM BASEBALL AT SANTA ANA STAR FIELD

YEAR	W	L	T	.PCT
2013	14	2	0	.875
2014	23	8	1	.734
2015	20	10	0	.667
2016	19	8	0	.704
2017	19	10	0	.655
2018	11	14	1	.442
2019	14	16	0	.467
2020	9	1	0	.900
2021	9	6	0	.600
2022	11	13	0	.458
2023	17	10	0	.630
2024	16	9	0	.640
<b>TOTALS</b>	<b>182</b>	<b>107</b>	<b>2</b>	<b>.630</b>

That was the second major announcement regarding the facility in a three-week span in 2015 as on Nov. 20, the UNM Board of Regents approved construction for the \$2.3 million R.D. and Joan Dale Hubbard Clubhouse.

“This has been a long process, but I want to thank the Hubbards, Scott Grady and his family, our administration, Vice President for Athletics Paul Krebs, and everyone on main campus that helped this project,” UNM head coach Ray Birmingham said. “I could go on for hours thanking people because so many have

give back to the Pueblo of Santa Ana. The beneficiary of this field naming rights is not just our baseball program but our entire community and state.”

















helped make this possible.”

Santa Ana Star Field received a major upgrade that started before the 2013 season. It received a FieldTurf playing surface, upgraded scoreboard, dugouts, bullpens, and bleachers as a part of the first phase of the Santa Ana Star Field renovation. Further renovations and phases will enhance the concessions areas, the fan plaza between Santa Ana Star Field and the softball field, the press box and the bleachers. Lights were installed in the fall of 2013.

“We have lights because of (former Lobo) Dee Dennis and a bunch of guys who chipped in to help me and Dee do this,” Birmingham said. “This is Lobo Field. This is (the state of) New Mexico’s baseball field, at least that’s how I feel about it. ... There will not only be Lobo games on here, but there will also be state championship games here. We hope to bring in some great big tournaments over the years to this city and let our kids experience the world. We think New Mexico kids can get the rest of the experiences that the rest of the country has, then they will grow faster and realize they’re as good as anybody.”

Santa Ana Star Field is located south of The Pit. Exit off I-25, just south of the Big-I, at Avenida Cesar Chavez and head east. Turn right (south) on University Boulevard. The Pit and the UNM Ticket Office will be on the right. Turn right into the first entrance just past The Pit. Drive through The Pit parking lot, passing the Ticket Office on your right. Santa Ana Star Field will be on your left.

# TV / PHOTO ROSTER





# TOD BROWN

## HEAD COACH

Tod Brown was named the 12th Lobo Baseball Head Coach on June 17, 2021. He enters the 2024 season in his third year at the helm.

In Brown's second season, the Lobos posted their best winning percentage in a full season since 2017 (.510), finishing fifth in the Mountain West standings (26-25, 13-17 MW) and leading the league in a variety of categories including team batting average (.328), runs (441), RBI (411), triples (24), home runs (87), slugging % (.559) and

on-base % (.406). UNM also improved from a 9.06 ERA as a team in Brown's first season to a 5.95 ERA — the program's lowest in a single season since 2016 — while averaging only 3.20 walks per nine innings, its fewest since 2014. Following the completion of that season, RHP Isaac Gallegos became the first UNM player coached by Brown to be selected in the MLB Draft, going in the 16th Round to the Atlanta Braves.

The 2023 Lobos ranked in the Top 10 in the country in a variety of team statistical categories:

*No. 3 in Batting Average (.329)*

*No. 9 in Double Plays per Game (0.94)*

*No. 5 in Doubles Per Game (2.45)*

*No. 10 in Runs per Game (8.60)*

*No. 4 in Slugging Percentage (.560)*

*No. 5 in Triples (24) and Triples per Game (0.47)*

*No. 10 in Walks Allowed per Nine Innings (3.20)*

Following the 2023 season, the Lobos also got three All-MW selections — first baseman Reed Spenrath was a first-team selection, while third baseman Dylan Ditzenberger and left fielder Lenny Junior Ashby were second-team selections. Ditzenberger went on to be named a CSC Academic All-American for his efforts on the field and in the classroom. Both UNM teams that Brown has coached (2022, 2023) have earned the ABCA Team Academic Excellence Award for their academic accomplishments.

In the 2022 season — Brown's first season in Albuquerque — UNM went 21-33 and finished sixth in the MW standings, with Lenny Junior Ashby and Jeffrey David named to the All-MW Second Team.

### PRIOR TO UNM

Brown came to New Mexico after a successful 14 years and 341 wins with North Dakota State, where he currently sits as the second-winningest coach in program history and is the all-time leader in wins per season (24.4). In 2021, Brown led the Bison to the 2021 NCAA Tournament, winning its first Division I postseason game 6-1 over Mountain West opponent Nevada. In the same season, NDSU broke a school record with 20 Summit League victories, besting the previous record of 19 set by his 2017 team, and posted an overall record of 42-19. The Bison also led the nation with 25 road wins and set new school records in strikeouts (474) and putouts (1,567) in a single season.

Brown is no stranger to winning — he owns the two highest single season win totals in NDSU history (42 wins in 2021, 40 wins in 2012), and the only two 40+ win seasons by the program. Brown also owns three of the top-five single-season win totals in NDSU history. Under Brown's leadership, NDSU has played in five Summit League championship games, winning it outright in 2021 and 2014, and qualified for the league's baseball championship eight out of the last 11 years.

Brown took the helm of NDSU in 2008 and turned around a program that had faced three consecutive losing seasons, posting just 38 wins from 2005-07. In 2012, NDSU won a then-school-record 40 games, including an 8-2 win over a No. 5-ranked Arizona team that went on to win the 2012 College World Series. North Dakota State had a school-record .973 fielding percentage and posted a team ERA of 3.38, which was the program's lowest ERA in 37 years.

In 2016, the Bison posted a 29-25 overall record and set a new record for home wins at Newman Outdoor Field with 17 victories. In addition, North Dakota State set a new single season record in saves (17). NDSU defeated No. 19-ranked Minnesota on April 26 in Fargo, marking the second-ever win over an NCAA Division I top-25 opponent.

In the Summit League, Brown has coached two Summit League Players of the Year, one Summit League Newcomer of the Year, 46 All-Summit League selections, 22 Summit

## THE BROWN FILE

### Education

University of Arizona 1989-94

### Coaching Experience

2008-2021 Head Coach North Dakota State  
2022-Present Head Coach University of New Mexico

### Career Coaching Record (Year-By-Year)

School	Year	Record	Win Pct.
NDSU	2008	15-30	.333
NDSU	2009	16-28	.372
NDSU	2010	22-30	.423
NDSU	2011	22-32	.407
NDSU	2012	40-20	.667
NDSU	2013	26-27	.491
NDSU	2014	25-26	.490
NDSU	2015	21-30	.412
NDSU	2016	29-25	.537
NDSU	2017	31-25	.554
NDSU	2018	26-24	.520
NDSU	2019	19-24	.442
NDSU	2020*	8-9	.471
NDSU	2021	42-19	.689
<b>NDSU</b>	<b>14 yrs</b>	<b>341-350</b>	<b>.493</b>
UNM	2022	21-33	.390
UNM	2023	26-25	.541
UNM	2024	23-20	.548
<b>UNM</b>	<b>3 yrs</b>	<b>70-78</b>	<b>.476</b>
Career	17 yrs	411-428	.490

\*Incomplete season due to COVID-19

League Players of the Week, and 30 Summit League Pitchers of the Week. Under his leadership, Brown has also led players to two Collegiate Baseball Freshmen All-America selections and two College Baseball National Players of the Week.

Not only does Brown produce talent on the field, but also in the classroom. During his tenure at NDSU, Brown has had three NCAA Postgraduate Scholarship Winners, one Senior CLASS Award All-America, one CoSIDA Academic All-America Athlete of the Year, nine CoSIDA Academic All-America selections, 11 CoSIDA Academic All-District selections, one Summit League Scholar-Athlete of the Year, 16 Summit League Academic All-League selections, and was twice honored by NCAA with Public Recognition for perfect APR scores (2012-13 and 2015-16).

The Tucson, Ariz. native, was a left-handed pitcher for the Arizona Wildcats from 1989-94, leading the team in 1992 to a Pac-10 Championship. In 1993 he won six games and saved eight, setting a record with 35 appearances as Arizona fell one game short of Omaha. Brown then made a career out of coaching college ball in the northern tier of the country. He came to NDSU after eight seasons in Ohio as the pitching coach and recruiting coordinator for Bowling Green State University.

During this time, he recruited or helped develop eight players who have reached the major leagues, including former UNM pitching standout Jamie Vermilyea, who played for the Lobos from 2001-03. This list also includes Jay Flaa, who made his MLB debut this year, J.J. Hardy and pitcher Tim Wood from Sabino High School, in Tucson, Ariz., outfielder Shelley Duncan and pitchers Josh Pearce and Ben Diggins at the University of Arizona, and pitcher Burke Badenhop and outfielder Nolan Reimold from Bowling Green.

After two years as the pitching coach at Sabino High School in Tucson, Ariz., Brown began his collegiate coaching career in 1999 as a volunteer assistant for Arizona. He worked with pitchers and catchers and was the first-base coach for the Wildcats, who qualified for an NCAA regional.

Brown was also a head coach for the San Francisco Seals of the California Coastal Collegiate League in the summer of 1999, compiling a 43-29 record and making a fourth-place finish in the National Baseball Congress World Series.

Tod and his wife Janet have a 23-year old son, Brooks, and a 20-year old daughter, Blake.





## MICHAEL LOPEZ

ASSISTANT COACH: PITCHING

Michael Lopez, who previously served as head coach at Howard Community College in Big Spring, Texas, joined the Lobos in the 2021-22 season as a pitching coach. Lopez joined the Lobo squad after spending two seasons at the helm of the Howard program, bolstering a 48-19 overall record.

In the second season with Lopez coordinating UNM's pitching, the team's ERA improved from

9.06 to 5.95 — UNM's lowest since 2016. UNM pitchers under Lopez also posted their lowest WHIP (1.59) since 2015 and fewest walks per nine innings (3.20) since 2014 in the process, with RHP Isaac Gallegos selected in the 2023 MLB Draft following the season's completion.

Under Lopez, two Howard Hawks were named to the 2021 All-Region V Baseball Team, including pitcher Kris Anglin, who led the league in strikeouts (103). Howard's Ethan Coombes was second in the league in strikeouts, retiring 82 throughout the season. Prior to becoming the head coach of the Hawks, Lopez spent three years as an assistant coach under previous head coach, Rob Martinez.

During his time at Howard College, Lopez worked primarily with the pitchers and served as the recruiting coordinator. He has had over 40 players sign with Division I

schools during his tenure, three players sign contracts with professional teams, and three players selected as NJCAA All-Americans.

Lopez originally came to Howard College after a one-year stint with a brand-new NAIA program, Marymount California University (MCU). During his one year at MCU, Lopez was named the associate head coach and helped with day-to-day recruiting. In the first year of the program, Lopez helped the Mariners win the CAL PAC Conference Championship and reach the 2016 West Grouping Championship. Lopez had three players selected to the 2016 All-California Pacific Conference Team while also coaching the CAL PAC conference player of the year and the CAL PAC Freshman of the year.

Prior to coaching at Marymount California University, Lopez was the volunteer assistant coach for two seasons at the University of Arizona under head coach Andy Lopez. Lopez assisted with the pitchers during practices and helped run the bullpen during games. Off the field, his job consisted of preparing scouting reports on opposing teams, directing the Andy Lopez Baseball Camp, and assisting with recruiting. Lopez's collegiate career in baseball includes four years (2009-2012) at the University of Arizona. Lopez was named captain of the 2012 team, which won the NCAA National Championship in Omaha, Nebraska.

Lopez graduated from The University of Arizona in 2013 with a bachelor's degree in family studies.



## MATT RISDON

ASSISTANT COACH / RECRUITING COORDINATOR

Matt Risdon joined the Lobo Family in 2022 as a volunteer assistant coach, and he currently serves recruiting coordinator and assistant coach. Risdon was previously at Lenoir-Rhyne University for three seasons. Risdon was a Division I catcher at Western Illinois for two seasons and served on the coaching staff for the Fighting Leathernecks from August 2015-July 2019.

Last season, Risdon-coached hitters posted

UNM's highest team batting average since 2013 (.328) — good for best in the conference and No. 3 in NCAA D-I — while leading the MWC in OPS, hits, runs, triples, RBI and home runs. The Lobos' .974 fielding percentage in 2022 was the second-best in program history and best in the MWC, and their 48 double plays turned was the most in the conference.

In 2022, Risdon helped Lenoir-Rhyne University to the best season in program history with a 46-13 overall record and a record 25 wins at home. The Bears would post a 19-game winning streak, the longest in program history, and were ranked as high as

No. 11 in the nation. The Bears would capture just the third SAC Tournament title in program history and advanced to just the second NCAA Tournament appearance in team history. Risdon was the catching coach and assisted with hitting and recruiting. In 2022 the Bears broke multiple offensive records such as: home runs, runs, RBIs, walks, HBPs, hits, as well as many other team records. The Bears season was capped off with their senior catcher, Nick Clarno, signing with the Atlanta Braves.

Risdon began his coaching career as the Director of Baseball Operations with WIU in August 2015 and served in that role for one season before being named the program's graduate assistant. After finishing his Master in Sports Management in May 2017, Risdon earned the title of assistant coach and recruiting coordinator prior to the 2018 campaign. Risdon was primarily responsible for catchers and assisted with hitting and infielders while also serving as the third base coach. Risdon helped with defensive positioning and discussed hitting approach with players during game review. Risdon also helped with administrative duties such as: travel, team meals, fundraising, scouting, and monitoring student-athlete academic eligibility.

Risdon played in 40 career games for Western Illinois. He earned his bachelor's degree in exercise science in 2015.



## JUSTIN MITCHELL

ASSISTANT COACH: HITTING

Justin Mitchell joined the Lobo Family in August of 2023 and he serves as assistant coach. He will handle UNM's catchers as well as hitting for head coach Tod Brown.

Mitchell spent the 2023 season as a graduate assistant coach at K-State under Pete Hughes. The 2023 Wildcats went 35-24 and advanced to the semifinals of the Big 12 Championship. His G.A. stint came after he

played one season at K-State, hitting .308 with five homers and 22 RBIs over 52 games, playing catcher as a grad transfer. Mitchell played four seasons at Oklahoma, where he graduated. Over his time he played in 116 games, hitting .261 with two homers and 38 RBIs. He recorded 991 career putouts as a catcher. He graduated from Oklahoma in 2022.

# NEW MEXICO 2024 FIELDING STATS

Player	c	po	a	e	fld%	dp	sba	csb	sba%	pb	ci
26 MANSY, Luke	19	8	11	0	1.000	2	0	0	---	0	0
27 LOPEZ, David	13	2	11	0	1.000	0	7	0	1.000	0	0
47 OTT, Ethan	9	9	0	0	1.000	1	0	0	---	0	0
39 CASTILLO, Ryan	3	0	3	0	1.000	0	3	1	.750	0	0
23 JACKSON, Jaren	3	0	3	0	1.000	0	6	1	.857	0	0
31 PENGELLY, Dayne	2	0	2	0	1.000	0	8	1	.889	0	0
19 STILL, Justin	1	1	0	0	1.000	0	1	0	1.000	0	0
43 TRUJILLO, Gene	1	1	0	0	1.000	0	0	0	---	0	0
48 NEIL, Andrew	1	1	0	0	1.000	0	2	0	1.000	0	0
22 BAKER-LIVINGSTON,Be	1	0	1	0	1.000	0	0	0	---	0	0
29 HARDY, Wyatt	1	1	0	0	1.000	0	1	0	1.000	0	0
30 SPENRATH, Reed	368	344	21	3	.992	37	0	0	---	0	0
18 HOLLAND, Jake	241	214	25	2	.992	0	36	6	.857	3	0
11 STEPHENS, Sean	55	53	1	1	.982	0	0	0	---	0	0
24 SMITH, Kyle	100	94	4	2	.980	0	22	0	1.000	1	0
8 KINKADE, Konner	128	51	73	4	.969	16	0	0	---	0	0
2 WEISSENBORN, Chase	60	18	40	2	.967	15	0	0	---	0	0
15 WALKER, Khalil	87	82	2	3	.966	0	0	0	---	0	0
12 ASBY, Will	76	73	0	3	.961	0	0	0	---	0	0
14 CARRIS, Akili	48	14	32	2	.958	0	0	0	---	0	0
3 DIXON, Devon	186	56	121	9	.952	29	0	0	---	0	0
4 WOOD, Tye	58	53	1	4	.931	0	0	0	---	0	0
10 MUNGUIA, Austin	9	8	0	1	.889	0	0	0	---	0	0
34 BARNHOUSE, Josh	6	1	4	1	.833	0	6	1	.857	0	0
9 MCALISTER, Josh	53	7	37	9	.830	5	0	0	---	0	0
40 BANNISTER, Wil	10	3	5	2	.800	0	3	1	.750	0	0
33 PURSER, Daxton	4	0	3	1	.750	0	5	4	.556	0	0
13 RUSSELL, Brett	3	1	1	1	.667	0	10	0	1.000	0	0
35 STEINKAMP, Arthur	7	3	1	3	.571	0	5	0	1.000	0	0
6 MCBROOM, Brian	0	0	0	0	.000	0	1	0	1.000	0	0
38 LEHMBECK, Blake	0	0	0	0	.000	0	0	0	---	0	0
41 ROMERO, Blane	0	0	0	0	.000	0	0	0	---	0	0
17 MOGEN, Cristian	0	0	0	0	.000	0	0	0	---	0	0
Totals	1553	1098	402	53	.966	38	58	9	.866	4	0
Opponents	1496	1078	370	48	.968	34	34	13	.723	3	0

Hitting minimums - 1 Games 1 AB 2.0 AB/Game 1 TPA 2.0 TPA/Game

Pitching minimums - 1 Games 1.0 IP/Game

# NEW MEXICO 2024 OVERALL STATS

Record: 23-20 Home: 16-9 Away: 5-9 Neutral: 2-2 MW: 12-9

Player	avg	gp-gs	ab	r	h	2b	3b	hr	rbi	tb	slg%	bb	hp	so	gdp	ob%	sf	sh	sb-att	po	a	e	fld%	
15 WALKER, Khalil	.423	39-32	123	37	52	9	0	2	15	67	.545	26	2	18	0	.526	1	6	2-5	82	2	3	.966	
18 HOLLAND, Jake	.370	33-32	127	36	47	14	1	13	48	102	.803	11	3	26	5	.415	6	0	0-0	214	25	2	.992	
30 SPENRATH, Reed	.341	43-42	164	43	56	16	4	9	35	107	.652	33	2	48	0	.457	0	0	4-4	344	21	3	.992	
12 ASBY, Will	.339	43-41	168	46	57	14	2	10	47	105	.625	25	6	19	0	.433	4	1	1-2	73	0	3	.961	
8 KINKADE, Konner	.322	36-28	115	25	37	6	0	0	26	43	.374	13	7	16	3	.413	3	5	1-1	51	73	4	.969	
4 WOOD, Tye	.317	40-38	126	33	40	7	2	2	28	57	.452	30	12	30	4	.480	3	0	13-16	53	1	4	.931	
24 SMITH, Kyle	.304	29-23	92	27	28	8	0	3	23	45	.489	15	8	15	4	.440	1	0	1-2	94	4	2	.980	
9 MCALISTER, Josh	.272	26-23	92	18	25	3	1	5	17	45	.489	12	1	28	2	.358	1	2	3-3	7	37	9	.830	
3 DIXON, Devon	.231	42-38	134	29	31	7	1	3	23	49	.366	23	2	32	6	.350	1	1	1-1	56	121	9	.952	
-----																								
43 TRUJILLO, Gene	.359	20-8	39	13	14	3	0	4	13	29	.744	7	1	13	0	.458	1	0	0-0	1	0	0	1.000	
47 OTT, Ethan	.322	22-16	59	12	19	4	0	2	15	29	.492	11	4	20	0	.453	1	0	0-0	9	0	0	1.000	
2 WEISSENBORN, Chase	.309	17-17	55	5	17	3	0	1	15	23	.418	6	2	16	0	.397	0	0	0-0	18	40	2	.967	
14 CARRIS, Akili	.308	24-21	78	18	24	5	0	0	18	29	.372	6	0	18	1	.353	1	2	0-0	14	32	2	.958	
11 STEPHENS, Sean	.305	33-21	82	14	25	2	2	0	13	31	.378	13	5	15	2	.430	0	0	8-13	53	1	1	.982	
10 MUNGUIA, Austin	.250	6-0	4	0	1	0	0	0	0	1	.250	0	0	2	0	.250	0	0	0-0	8	0	1	.889	
26 MANSY, Luke	.194	14-7	31	8	6	1	0	0	3	7	.226	12	0	5	0	.419	0	1	0-0	8	11	0	1.000	
48 NEIL, Andrew	.000	3-0	0	2	0	0	0	0	0	0	.000	0	0	0	0	.000	0	0	0-0	1	0	0	1.000	
Totals	.322	43	1489	366	479	102	13	54	339	769	.516	243	55	321	27	.429	23	18	34-47	1098	402	53	.966	
Opponents	.327	43	1551	376	507	118	21	59	342	844	.544	201	58	321	33	.418	22	11	58-67	1078	370	48	.968	

LOB - Team (384), Opp (369). DPs turned - Team (38), Opp (34). IBB - Team (3), MCALISTER, J 2, SPENRATH, R. 1. Picked off - WALKER, K. 2, STEPHENS, S. 2, WEISSENBORN 1, WOOD, T. 1.

### (All games Sorted by Earned run avg)

Player	era	w-l	app	gs	cg	sho	sv	ip	h	r	er	bb	so	2b	3b	hr	b/avg	wp	hp	bk	sfa	sha
40 BANNISTER, Wil	5.23	2-0	18	5	0	0/0	3	43.0	48	27	25	19	26	9	2	5	.276	4	5	0	1	1
27 LOPEZ, David	8.47	3-2	11	8	0	0/0	0	51.0	74	53	48	21	34	18	1	8	.338	4	6	0	1	4
-----																						
17 MOGEN, Cristian	0.00	1-0	1	0	0	0/0	0	2.0	2	0	0	0	0	1	0	0	.250	0	0	0	0	0
22 BAKER-LIVINGSTON,Be	3.00	0-0	2	2	0	0/0	0	6.0	6	2	2	1	8	1	0	0	.286	1	2	0	1	0
33 PURSER, Daxton	6.19	0-2	10	7	0	0/0	0	32.0	32	25	22	26	33	8	1	2	.258	3	8	2	0	1
19 STILL, Justin	6.23	1-0	13	0	0	0/0	1	13.0	15	11	9	15	11	2	1	1	.306	2	3	0	1	0
13 RUSSELL, Brett	6.39	4-0	12	4	0	0/0	0	38.0	38	29	27	10	32	10	2	6	.255	5	5	0	1	0
31 PENGELLY, Dayne	8.27	3-4	9	7	0	0/0	0	32.2	54	39	30	24	38	13	3	6	.362	10	5	2	1	2
34 BARNHOUSE, Josh	8.64	2-2	16	4	0	0/0	1	33.1	48	34	32	16	33	12	1	9	.345	2	2	0	4	2
35 STEINKAMP, Arthur	8.90	2-1	18	0	0	0/0	0	30.1	47	34	30	14	17	14	4	2	.353	3	4	0	3	0
6 MCBROOM, Brian	9.19	1-0	17	0	0	0/0	3	15.2	20	16	16	8	11	4	1	4	.303	0	4	1	2	0
23 JACKSON, Jaren	10.35	3-5	18	2	0	0/0	1	35.2	62	44	41	22	39	11	1	10	.378	4	7	0	4	1
39 CASTILLO, Ryan	12.00	1-3	8	2	0	0/0	0	18.0	31	26	24	5	20	9	2	2	.388	3	4	0	2	0
38 LEHMBECK, Blake	13.50	0-0	2	0	0	0/0	0	2.0	6	3	3	1	2	2	1	0	.500	2	0	0	0	0
48 NEIL, Andrew	18.00	0-0	5	1	0	0/0	0	4.0	3	11	8	13	5	0	1	0	.200	3	3	1	1	0
29 HARDY, Wyatt	20.00	0-1	8	1	0	0/0	1	9.0	21	20	20	4	12	4	0	4	.438	1	0	0	0	0
41 ROMERO, Blane	54.00	0-0	1	0	0	0/0	0	0.1	0	2	2	2	0	0	0	0	.000	0	0	0	0	0
Totals	8.31	23-20	43	43	0	0/0	10	366.0	507	376	338	201	321	118	21	59	.327	47	58	6	22	11
Opponents	8.14	20-23	43	43	1	1/0	6	359.1	479	366	325	243	321	102	13	54	.322	42	55	5	23	18

PB - Team (4), HOLLAND, J. 3, SMITH, K. 1, Opp (3). Pickoffs - Team (4), PURSER, D. 1, BARNHOUSE, J 1, RUSSELL, B. 1, BANNISTER, W 1, Opp (6). SBA/ATT - HOLLAND, J. (36-42), SMITH, K. (22-22), RUSSELL, B. (10-10), PENGELLY, D. (8-9), PURSER, D. (5-9), LOPEZ, D. (7-7), BARNHOUSE, J (6-7), JACKSON, J. (6-7), STEINKAMP, A (5-5), CASTILLO, R. (3-4), BANNISTER, W (3-4), NEIL, A. (2-2), HARDY, W. (1-1), MCBROOM, B. (1-1), STILL, J. (1-1).