



NEW MEXICO LOBOS

2024 BASEBALL GAME NOTES

X @UNMLOBOBASEBALL | #GOLOBOS | GOLOBOS.COM

GAMES 47-49: VS. NEVADA, MAY 10-12



NEW MEXICO (25-21, 14-10 MW)

Head Coach: Tod Brown (72-79, 3rd season) [413-429 (.490) overall]
2024 Home: 16-9 | 2024 Away: 7-10 | 2024 Neutral: 2-2 | Streak: W1
2023 Record: 26-25 (13-17 Mountain West)



VS NEVADA (21-23, 13-11 MW)

Head Coach: Jake McKinley
2024 Home: 9-7 | 2024 Away: 12-16 | 2024 Neutral: 0-0 | Streak: W1
2023 Record: 20-33 (10-20 MW)

PROBABLE STARTERS

GAME 1 - FRI, MAY 10, 6 P.M. MT

TM	NO.	NAME	STATS
NEV	21	Jason Doktorczyk, RHP	(3.21 ERA, 5-3, 73.0 IP, 17 BB, 79 K)
UNM	31	Dayne Pengelly, RHP	(8.27 ERA, 3-4, 37.0 IP, 27 BB, 40 K)

GAME 2 - SAT, MAY 11, 2 P.M. MT

TM	NO.	NAME	STATS
NEV	TBA		
UNM	13	Brett Russell, RHP	(6.91 ERA, 4-1, 43.0 IP, 13 BB, 35 K)

GAME 3 - SUN, MAY 12, 12 P.M. MT

TM	NO.	NAME	STATS
NEV	TBA		
UNM	27	David Lopez, RHP	(7.89 ERA, 4-2, 57.0 IP, 23 BB, 40 K)

LEADING OFF...

- Fresh off back-to-back weekend series wins that moved them from fourth to tied for first in the Mountain West standings, New Mexico Baseball (25-21, 14-10 MW) hosts third-place Nevada (21-23, 13-11 MW) for what might be its most pivotal weekend series yet in its final home games of the season May 10-12.
- Sunday's series finale will be Senior Day at Santa Ana Star Field, with 13 seniors being honored pregame ahead of their final game in Albuquerque.
- After weathering an eight-game skid that dropped them below .500 and three conference weekend series losses in a row, the Lobos have won seven of their last 10 to surge from the MW Tournament bubble to viable contenders for their first regular-season conference title since 2017 with six games left to play. Having already won the most conference games in a single season since then, they're now tied for first in the league standings with Fresno State (27-21, 14-10 MW) for the first time this year – the best the Lobos have finished in the conference race since that 2017 title was fifth last year.
- The only team in the league that has won seven of its last 10, the Lobos have a chance to clinch a spot in the MW Tournament if they sweep all three games this weekend. They'll likely need to take at least two of three in both weekend series they have left to give themselves a shot at holding off the Bulldogs – who hold the tiebreaker with a weekend series win over UNM April 12-14 in their lone meeting this season – for the top seed in the MW Tournament.
- UNM went 2-2 last week but won the all-important weekend series on the road at UNLV (15-8, 8-13, 14-2) in emphatic fashion, turning a 4-2 ballgame into a 14-2 run-rule victory with 10 runs on 10 consecutive two-out hits in the top of the seventh. It's the second dramatic – and statistically improbable – finish in as many Sunday's for the Lobos, who completed a ninth-inning rally over San Diego State the week prior with a walk-off grand slam from Devon Dixon. They're the only MW team that has won seven of their last 10.
- Meanwhile, the Wolf Pack (21-23, 13-11 MW) were inactive last weekend but are only one game behind the Lobos in the standings and could flip the script on them with a weekend series win. Nevada has won at least two out of three in seven of their nine conference series so far. In their last conference action, they took three of four from Air Force – the first being a makeup game – on the road to improve

CONTINUED ON PAGE 2

2024 SCHEDULE

HOME: 16-9 AWAY: 7-10 NEUTRAL: 2-2

DATE	OPPONENT	TIME/RESULT
2/16	Oregon State [^]	L, 6-15
2/17	CSU Bakersfield [^]	W, 4-3
2/18	Minnesota [^]	L, 2-11
2/19	CSU Bakersfield [^]	W, 6-2
2/22	S. Dakota St.	L, 5-11
2/23	S. Dakota St.	W, 12-11
2/24	S. Dakota St.	W, 9-8
2/24	S. Dakota St.	W (7), 13-2
3/1	Hofstra	L, 9-10
3/2	Hofstra	L, 15-16
3/2	Hofstra	W, 11-7
3/3	Hofstra	W, 9-6
3/5	Texas Tech	L, 8-11
3/8	UNLV*	W, 7-6
3/9	UNLV*	W, 31-15
3/10	UNLV*	W, 6-5
3/12	Arizona State	W, 6-4
3/15	Nevada*	L, 2-13
3/16	Nevada*	L, 3-4
3/17	Nevada*	W, 10-8
3/19	New Mexico St.	W (7), 14-4
3/22	San Jose St.*	L, 13-16
3/23	San Jose St.*	W, 7-5
3/24	San Jose St.*	W (7), 17-4
3/28	San Diego St.*	W, 5-2
3/29	San Diego St.*	L, 6-8
3/30	San Diego St.*	L (7), 0-13
4/2	Arizona	L, 1-9
4/5	Sam Houston St.	L, 14-23
4/7	Sam Houston St.	L, 3-14
4/9	New Mexico St.	L, 2-10
4/12	Fresno State*	L, 5-10
4/13	Fresno State*	L, 19-23
4/14	Fresno State*	W, 6-2
4/16	CSU-Pueblo	W, 3-1
4/19	Air Force*	L, 3-12
4/20	Air Force*	W, 6-5
4/21	Air Force*	L, 7-18 (7)
4/23	Texas Tech	W, 17-3
4/26	San Diego St.*	W, 8-4
4/27	San Diego St.*	W, 19-5
4/28	San Diego St.*	W, 9-7
4/30	New Mexico St.	L, 2-10
5/3	UNLV*	W, 15-8
5/4	UNLV*	L, 8-13
5/5	UNLV*	W, 14-2
5/10	Nevada*	6 p.m.
5/11	Nevada*	2 p.m.
5/12	Nevada*\$	12 p.m.
5/16	San Jose St.*	7:05 p.m.
5/17	San Jose St.*	3:05 p.m.
5/18	San Jose St.*	1:05 p.m.

[^] - Sanderson Ford College Baseball Classic

* - Mountain West Conference Game

\$ - Senior Day

Home Games in **Bold**



1962	2010	2011
2012	2013	2016

REGIONAL APPEARANCES



1962	2000	2011
2011	2012	2013
2014	2016	2017

REGULAR SEASON CHAMPIONS
TOURNAMENT CHAMPIONS

UNIVERSITY OF NEW MEXICO

Location	Albuquerque, N.M.
Founded	1889
Enrollment	8,800
Nickname	Lobos
Colors	Cherry and Silver
Affiliation	NCAA Division I
Conference	Mountain West
President	Garnett Stokes
Director of Athletics	Eddie Nunez
Faculty Representative	Karen Gaudreault
Athletic Dept. Phone	(505) 925-5521
Ticket Operations	(505) 925-5627

BASEBALL STADIUM

Home Field	Santa Ana Star Field
Capacity	1,000
Dimensions	338 (LF); 408 (LC); 420 (CF); 408 (RC) 338 (RF)

UNM BASEBALL HISTORY

First Season	1899
Overall Record	1,957-1,820-18 (.519)
Overall MW Record	351-270-1 (.564)
Years in NCAA Postseason	6 (1962, 2010, '11, '12, '13, '16)
Conference Titles	7 (1962, 2000, '11, '12, '13, '14, '17)
Conference Tournament Titles	3 (2011, '12, '16)

COACHING STAFF

Head Coach	Tod Brown
Phone	(505) 925-5500
Email	todbrown21@unm.edu
Years at UNM	3rd season
Record at UNM	72-79 (3 yr.)
Overall Record	413-429 (17 yrs.)
Pitching Coach	Michael Lopez
Phone	(505) 925-5500
Email	mlopez41@unm.edu
Years at UNM	3rd season
Asst. Coach/Recruiting Coord.	Matt Risdon
Phone	(847) 630-6105
Email	mrison@unm.edu
Years at UNM	2nd season
Assistant Coach/Hitting	Justin Mitchell
Years at UNM	1st season
Athletic Trainer	Robert Rimorin

2023 REVIEW

Overall Record	26-25
MWC Record (Finish)	13-17 (5th)
Home Record	17-10
Away Record	6-14
Neutral Record	3-1
Starters Returning/Lost	7/6
Pitchers Returning/Lost	8/8
Letterwinners Returning/Lost	15/19
Newcomers	24

THROUGH THE ORDER (LAST WEEK'S LINEUP)

NO.	PLAYER	YR/POS	BA	SLG	OBP	R	H	2B	3B	HR	RBI	BB/SO
8	Konner Kinkade	SR/INF	.322	.374	.413	25	37	6	0	0	26	13/16
12	Will Asby	SR/OF	.339	.625	.433	46	57	14	2	10	47	25/19
18	Jake Holland	SR/C	.370	.803	.415	36	47	14	1	13	48	11/26
30	Reed Spenrath	SR/1B	.341	.652	.457	43	56	16	4	9	35	33/48
24	Kyle Smith	SR/C	.304	.489	.440	27	27	8	0	2	23	15/15
4	Tye Wood	JR/OF	.317	.452	.480	33	40	7	1	3	28	30/30
9	Josh McAlister	JR/INF	.272	.489	.358	18	25	3	1	3	17	12/28
2	Chase Weissenborn	SR/INF	.309	.418	.397	5	17	3	0	1	15	6/16
15	Khalil Walker	JR/OF	.423	.545	.526	37	52	9	0	1	15	26/18

OTHER KEY HITTERS

3	Devon Dixon	SR/INF	.231	.366	.350	29	31	7	1	3	23	23/32
14	Akili Carris	SO/INF	.308	.372	.353	18	24	5	0	0	18	6/18
11	Sean Stephens	SR/OF	.305	.358	.430	12	24	2	2	0	13	13/15
43	Gene Trujillo	DH	.359	.744	.458	13	14	3	0	4	13	7/13

to 4-2 against the Falcons on the season.

- Heading into this weekend, UNM is batting .325 on the season as a team with an OPS of .957 while averaging 9.43 runs and 12.22 hits per nine innings to lead the league in batting average, slugging, on base percentage, runs, hits, RBI, total bases and walks. Khalil Walker (.410) and Jake Holland (.384) have the No. 1 and No. 2 batting averages in the Mountain West — Holland also leads the league in slugging (.830) and ranks second in RBI (55) and HR (15) while Walker leads the league in OBP (.518). Reed Spenrath leads the league in triples (4) and ranks third in OBP (.474), fourth in slugging (.680), seventh in HR (11) and eighth in RBI (39). Tye Wood ranks second in OBP behind Walker at .489 with the second-most stolen bases (15).

- UNM now ranks No. 5 in all of D-I college baseball in batting average (.325), No. 9 in team on-base percentage (.430), No. 16 in doubles per game (2.37), No. 15 in total hits (522), No. 31 in base on balls (260), No. 28 in runs scored (403), No. 24 in DP per game (0.89), No. 26 in total double plays (41) and No. 27 in slugging (.527).

ALL-TIME SERIES

UNM is 29-33 against Nevada all-time and 29-31 since the Wolfpack joined the conference in 2012, with a 14-17 record in games in Albuquerque. Head Coach Tod Brown is 6-6 against the Wolfpack during his tenure at UNM.

LOBOS SWEEP MOUNTAIN WEST WEEKLY AWARDS

Following a 4-0 week capped off by their second weekend series sweep of the season, the Lobos swept the Mountain West Weekly Awards for the week of April 22-28. Will Asby was named MW Player of the Week, Brett Russell was named MW Pitcher of the Week and Gene Trujillo was named Freshman of the Week, the league announced Monday.

MW PLAYER OF THE WEEK - WILL ASBY

Asby batted .526 over UNM's 4-0 week, driving in eight RBI in that span to tie for most on the team with Chase Weissenborn. He hit his third grand slam of the season against Tech -- his second homer that game -- to finish with 6 RBI and 4 runs in a 4-for-6 outing against the Red Raiders. He followed with a double and a triple against the Aztecs later in the week. Asby's third grand slam of the season matched a single-season program record set in 1995. In total, the senior transfer by way of the Bay Area posted an OPS of 1.545 over the week with 1.000 slugging and .545 on-base percentages -- he finished with multiple hits and an RBI in each of UNM's first two games with the Aztecs as they rolled to clinch the series. Added another base knock in the finale as the Lobos rallied to walk the Aztecs off in the ninth.

MW PITCHER OF THE WEEK - BRETT RUSSELL

Russell shut down the Aztecs' bats for a career-high seven scoreless innings in UNM's 19-5 win over San Diego State on Saturday to clinch the weekend series -- the Lobos' first series win over the Aztecs since 2019 and first at home since 2016. Russell retired his first nine batters faced and only allowed four runners on base over seven shutout frames, never allowing more than one runner aboard in a single inning. He finished with seven strikeouts in that span, walking one while only being tagged for three hits in total -- all on just 92 pitches (60 strikes). He only needed to face 24 batters to produce 21 outs, inducing 8 flyouts and five grounders.

MW FRESHMAN OF THE WEEK - GENE TRUJILLO

Trujillo came up with two huge hits in four pinch ABs over the Lobos' 4-0 week, mashing a three-run homer to lead the Lobos in RBI in their 19-5 series-clinching win over San Diego State on Saturday and adding a double as the Lobos rallied to take the finale on

CONTINUED ON PAGE 3

PRESEASON MWC COACHES' POLL

2024 Predicted Order of Finish

RANK	SCHOOL	POINTS
1.	San José State (4)	33
2.	Fresno State (2)	28
3.	Air Force (1)	27
4.	San Diego State	19
5.	New Mexico	15
5.	UNLV	15
7.	Nevada	10

PRESEASON ALL-MOUNTAIN WEST

Name	Yr.	Pos.	Institution
Sam Kulasingam	Sr.	INF	Air Force
Jay Thomason	Sr.	INF	Air Force
Jake Dixon	GR.	P	Fresno State
Murf Gray	So.	INF	Fresno State
Tommy Hopfe	Jr.	UTL	Fresno State
Reed Spenrath	Sr.	INF	New Mexico
Chris Canada	Jr.	P	San Diego State
Omar Serrano	Jr.	P	San Diego State
Hunter Dorraugh	Sr.	INF	San José State
Robert Hamchuk	Sr.	OF	San José State
Theo Hardy	Sr.	INF	San José State
Mickey Thompson	Sr.	P	San José State
Rylan Charles	Sr.	OF	UNLV

2024 NEW MEXICO BASEBALL ROSTER

NO.	NAME	POS.	HT.	WT.	B/T	YR.	HOMETOWN/PREV SCHOOL
1	Jordan Martinez	RHP	5-11	185	R/R	SO	Albuquerque, NM / Sandia HS
2	Chase Weissenborn	INF	5-11	185	R/R	SR	Albuquerque, NM / Albuquerque Academy
3	Devon Dixon	INF	6-1	185	R/R	SR	Phoenix, AZ / Mountain Pointe HS / C. Arizona Coll.
4	Tye Wood	OF	5-11	185	S/L	JR	Gardner, KS / Gardner Edgerton HS / Iowa Western
5	Cooper Brass	INF	5-10	170	R/R	FR	Chandler, AZ / Hamilton HS
6	Brian McBroom	RHP	6-0	180	R/R	SR	Oakley, CA / Freedom HS / Howard Coll.
7	Derek Montijo	INF/OF	6-0	175	R/R	FR	Rio Rico, AZ / Nogales HS
8	Konner Kinkade	INF	5-10	190	R/R	SR	Pullman, WA / Pullman HS / CSU Bakersfield / Orange Coast Coll.
9	Josh McAlister	INF	6-2	185	R/R	JR	Homewood, IL / Flossmoor HS / Ohio State
10	Austin Munguia	C	5-10	190	R/R	JR	Round Rock, TX / Round Rock HS / Cisco College
11	Sean Stephens	OF	5-11	190	R/R	SR	Forney, TX / Forney HS / Odessa College
12	Will Asby	OF	5-11	200	L/R	SR	Sacramento, CA / Jesuit HS / Sacramento City Coll. / San Francisco
13	Brett Russell	RHP	6-0	200	R/R	SR	Enid, OK / Enid HS / Seminole St. Coll.
14	Akili Carris	INF	6-2	185	R/R	SO	Albuquerque, NM / La Cueva HS
15	Khalil Walker	OF	5-10	170	L/L	JR	Mansfield, TX / Mansfield Timberview HS / E. Arizona Coll.
17	Cristian Mogen	RHP	6-0	180	R/R	FR	Peoria, AZ / Centennial HS
18	Jake Holland	C	6-4	235	R/R	SR	Orlando, FL / Montverde Academy / Georgia Tech / Chipola Coll.
19	Justin Still	LHP	6-3	215	L/L	JR	Chandler, AZ / Perry HS
20	Luke Banister	C	5-10	200	R/R	JR	Round Rock, TX / Hutto HS / Temple Coll. / Cleveland Coll.
22	Ben Baker-Livingston	RHP	6-2	185	R/R	JR	Richardson, TX / Plano East HS
23	Jaren Jackson	LHP	6-3	225	L/L	SR	Albuquerque, NM / Cleveland HS / Pima CC
24	Kyle Smith	C	6-0	205	R/R	SR	Wilmington, NC / New Hanover HS / St. Johns River St. Coll.
25	Luke Wiseman	RHP	6-0	215	R/R	JR	Wylie, TX / Wylie HS / Odessa Coll.
26	Luke Mansy	INF/OF	5-10	180	L/R	SO	San Diego, CA / St. Augustine HS / Santa Clara / Grossmont Coll.
27	David Lopez	RHP	6-2	220	R/R	JR	Mission, TX / Sharyland Pioneer HS / Wharton County JC
29	Wyatt Hardy	RHP	6-2	185	R/R	JR	Valor, CO / Valor Christian / Pima CC
30	Reed Spenrath	1B/OF	6-5	230	L/R	SR	El Campo, TX / El Campo HS / Texas A&M / Cisco Coll. / TCU
31	Dayne Pengelly	RHP	6-2	195	L/R	JR	Rio Rancho, NM / Cleveland HS / Pima CC
33	Daxton Purser	LHP	6-1	225	L/L	JR	Providence, UT / Ridgeline HS / Salt Lake CC
34	Josh Barnhouse	RHP	6-5	220	R/R	JR	Prosper, TX / Prosper HS / Crowder College
35	Arthur Steinkamp	LHP	6-0	180	L/L	SR	Los Alamos, NM / Los Alamos HS
38	Blake Lehmbeck	RHP	6-1	195	R/R	FR	Tucson, AZ / Canyon Del Oro HS
39	Ryan Castillo	RHP	6-2	180	R/R	FR	Los Lunas, NM / Los Lunas HS
40	Wil Bannister	RHP	6-3	205	R/R	SR	Las Cruces, NM / Centennial HS / New Mexico St. / Pima CC
41	Blane Romero	RHP	6-0	180	R/R	SR	Spring, TX / Oak Ridge HS / Sam Houston St.
43	Gene Trujillo	1B	6-5	230	L/R	FR	Albuquerque, NM / St. Pius X
44	Vascon Smith	OF	6-0	185	R/R	FR	Rio Rancho, NM / Rion Rancho HS
47	Ethan Ott	1B/OF	6-2	215	R/R	JR	Chesapeake, VA / Greenbriar Christian Academy / UNC Pembroke
48	Andrew Neil	RHP/INF	5-11	185	L/R	JR	Oakley, CA / Freedom HS / Folsom Lake CC
49	Cayne Killion	LHP	6-0	200	L/L	FR	Mesa, AZ / Red Mountain HS

COACHING STAFF

HEAD COACH: Tod Brown (3rd season)

ASSISTANT COACH/PITCHING: Michael Lopez (3rd season)

ASSISTANT COACH/RECRUITING COORDINATOR: Matt Risdon (2nd season)

ASSISTANT COACH/HITTING: Justin Mitchell (1st season)

PRONUNCIATIONS

2 – WIZE-en-born

3 – DEVV-in

7 – mon-TI-HO

8 – kinn-KADE

9 – micALister

10 – mun-jee-yuh

14 – uh-KILL-ee

15 – Kuhleel

17 – Mow-gen

27 – Dah-veed

31 – Pen-GHELL-ee

35 – stine-camp

38 – lem-beck

43 – Tru-hee-yo

44 – vas-kun

48 – neal

2024 NEW MEXICO OVERALL STATS

Record: 25-21 Home: 16-9 Away: 7-10 Neutral: 2-2 MW: 14-10

Date	Opponent	Score	Player	avg	slug	ob%	g	ab	r	h	2b	3b	hr	rbi	bb	so	sb	cs	e
2/16	vs #7 Oregon State	L 6-15	WALKER, Khalil	.410	.545	.518	42	134	40	55	9	0	3	18	29	20	2	3	3
2/17	vs CSU Bakersfield	w 4-3	HOLLAND, Jake	.383	.830	.423	36	141	39	54	14	2	15	55	11	28	0	0	2
2/18	vs Minnesota	L 2-11	SPENRATH, Reed	.354	.680	.474	46	175	49	62	16	4	11	39	38	50	5	0	4
2/19	vs CSU Bakersfield	w 6-2	ASBY, Will	.339	.617	.434	46	180	51	61	16	2	10	50	28	24	1	1	3
2/22	SOUTH DAKOTA STATE	L 5-11	WOOD, Tye	.326	.504	.489	43	135	40	44	7	4	3	31	34	31	15	3	5
2/23	SOUTH DAKOTA STATE	w 12-11	KINKADE, Konner	.318	.371	.400	39	132	28	42	7	0	0	27	13	20	1	0	5
2/24	SOUTH DAKOTA STATE	w 9-8	SMITH, Kyle	.290	.460	.419	31	100	28	29	8	0	3	23	15	18	1	1	2
2/24	SOUTH DAKOTA STATE	w 13-2	MCALISTER, Josh	.269	.484	.355	28	93	18	25	3	1	5	17	12	29	3	0	10
3/1	HOFSTRA	L 9-10	DIXON, Devon	.230	.363	.352	45	135	30	31	7	1	3	24	24	32	1	0	9
3/2	HOFSTRA	L 15-16	-----																
3/2	HOFSTRA	w 11-7	OTT, Ethan	.359	.563	.475	24	64	14	23	4	0	3	18	11	20	0	0	0
3/3	HOFSTRA	w 9-6	TRUJILLO, Gene	.333	.690	.431	22	42	13	14	3	0	4	13	7	14	0	0	0
3/5	#17 TEXAS TECH	L 8-11	WEISSENBORN, C	.323	.462	.400	20	65	8	21	3	0	2	19	7	17	0	0	2
*3/9	UNLV	w 7-6	CARRIS, Akili	.315	.382	.351	27	89	19	28	6	0	0	23	6	20	1	0	2
*3/9	UNLV	w 31-15	STEPHENS, Sean	.310	.381	.431	35	84	16	26	2	2	0	13	13	16	8	5	1
*3/10	UNLV	w 6-5	MUNGUIA, Austin	.250	.250	.250	6	4	0	1	0	0	0	0	2	0	0	0	1
3/12	at Arizona State	w 6-4	MANSY, Luke	.194	.226	.419	14	31	8	6	1	0	0	3	12	5	0	0	0
*3/15	at Nevada	L 2-13	NEIL, Andrew	.000	.000	.000	3	0	2	0	0	0	0	0	0	0	0	0	0
*3/16	at Nevada	L 3-4	Totals	.325	.527	.430	46	1604	403	522	106	16	62	373	260	346	38	13	57
*3/17	at Nevada	w 10-8	Opponents	.327	.543	.417	46	1656	399	542	127	22	62	364	210	339	59	9	51
3/19	NEW MEXICO STATE	w 14-4																	
*3/22	SAN JOSE STATE	L 13-16	LOB - Team (409), Opp (391). DPs turned - Team (41), Opp (35). IBB - Team (3),																
*3/23	SAN JOSE STATE	w 7-5	MCALISTER, J 2, SPENRATH, R. 1. Picked off - KINKADE, K. 2, WALKER, K. 2,																
*3/23	SAN JOSE STATE	w 17-4	STEPHENS, S. 2, WEISSENBORN 1, WOOD, T. 1.																
*3/28	at San Diego State	w 5-2																	
*3/29	at San Diego State	L 6-8	Player	era	w-l	app	gs	cg	sh	sv	ip	h	r	er	bb	so	avg	hr	
*3/29	at San Diego State	L 0-13	LOPEZ, David	7.89	4-2	12	9	0	0	0	57.0	80	55	50	23	40	.331	8	
4/2	at Arizona	L 1-9	-----																
4/5	SAM HOUSTON	L 14-23	MOGEN, Cristian	0.00	1-0	1	0	0	0	0	2.0	2	0	0	0	0	.250	0	
4/7	SAM HOUSTON	L 3-14	BAKER-LIVINGSTON	3.00	0-0	2	2	0	0	0	6.0	6	2	2	1	8	.286	0	
4/9	at New Mexico State	L 2-10	BANNISTER, Wil	5.24	2-0	19	5	0	0	3	44.2	50	28	26	19	27	.276	6	
*4/12	FRESNO STATE	L 5-10	STILL, Justin	6.08	1-0	14	0	0	0	1	13.1	15	11	9	15	11	.300	1	
*4/13	FRESNO STATE	L 19-23	PURSER, Daxton	6.19	0-2	10	7	0	0	0	32.0	32	25	22	26	33	.258	2	
*4/14	FRESNO STATE	w 6-2	RUSSELL, Brett	6.91	4-1	13	5	0	0	0	43.0	47	39	33	13	35	.272	7	
4/16	CSU-PUEBLO	w 3-1	PENGELLY, Dayne	8.27	3-4	10	8	0	0	0	37.0	61	43	34	27	40	.361	6	
*4/19	at Air Force	L 3-12	BARNHOUSE, Josh	8.39	2-2	17	4	0	0	1	34.1	48	34	32	16	34	.338	9	
*4/21	at Air Force	w 6-5	STEINKAMP, Arthur	8.91	3-1	19	0	0	0	0	33.1	52	37	33	14	18	.356	2	
*4/21	at Air Force	L 7-18	MCBROOM, Brian	9.19	1-0	17	0	0	0	3	15.2	20	16	16	8	11	.303	4	
4/23	at Texas Tech	w 17-3	JACKSON, Jaren	10.06	3-5	19	2	0	0	1	36.2	62	44	41	22	41	.371	10	
*4/26	SAN DIEGO STATE	w 8-4	CASTILLO, Ryan	12.36	1-3	9	2	0	0	0	19.2	37	29	27	6	22	.407	3	
*4/27	SAN DIEGO STATE	w 19-5	LEHMBECK, Blake	13.50	0-0	2	0	0	0	0	2.0	6	3	3	1	2	.500	0	
*4/28	SAN DIEGO STATE	w 9-7	NEIL, Andrew	18.00	0-0	5	1	0	0	0	4.0	3	11	8	13	5	.200	0	
4/30	at New Mexico State	L 8-10	HARDY, Wyatt	20.00	0-1	8	1	0	0	1	9.0	21	20	20	4	12	.438	4	
*5/3	at UNLV	w 15-8	ROMERO, Blane	54.00	0-0	1	0	0	0	0	0.1	0	2	2	2	0	.000	0	
*5/4	at UNLV	L 8-13	Totals	8.24	25-21	46	46	0	0	10	390.0	542	399	357	210	339	.327	62	
*5/5	at UNLV	w 14-2	Opponents	8.41	21-25	46	46	1	1	6	384.1	522	403	359	260	346	.325	62	

* = Conference game

PB - Team (4), HOLLAND, J. 3, SMITH, K. 1, Opp (3). Pickoffs - Team (4), PURSER, D. 1, BARNHOUSE, J 1, RUSSELL, B. 1, BANNISTER, W 1, Opp (7). SBA/ATT - HOLLAND, J. (37-43), SMITH, K. (22-22), RUSSELL, B. (11-11), PENGELLY, D. (8-9), PURSER, D. (5-9), LOPEZ, D. (7-7), BARNHOUSE, J (6-7), JACKSON, J. (6-7), STEINKAMP, A (5-5), CASTILLO, R. (3-4), BANNISTER, W (3-4), NEIL, A. (2-2), HARDY, W. (1-1), MCBROOM, B. (1-1), STILL, J. (1-1).

Score by innings	1	2	3	4	5	6	7	8	9	EX	Total
New Mexico	28	44	56	52	40	50	64	31	37	1	403
Opponents	49	61	34	48	57	34	42	35	37	2	399

Win-loss breakouts: Day 20-11; Night 5-10; vs Left 3-6; vs Right 22-15;
 1-run games 6-3; 2-run games 5-2; 5+run games 8-13; Extra inns 0-1; Shutouts 0-1.
 Current streak: Won 1; Longest winning streak: 4; Longest losing streak: 8.
 Attendance: Home 11452 (avg 497); Away 21479 (avg 1022); Total 32931 (avg 748).

2024 NEW MEXICO MOUNTAIN WEST STATS

Record: 14-10 Home: 9-3 Away: 5-7 MW: 14-10

Date	Opponent	Score	Player	avg	gp-gs	ab	r	h	2b	3b	hr	rbi	bb	hbp	so	sb-att
*3/9	UNLV	w 7-6	15 WALKER, Khalil	.432	24-20	74	20	32	4	0	2	11	13	1	10	0-0
*3/9	UNLV	w 31-15	18 HOLLAND, Jake	.421	23-23	95	29	40	8	2	11	41	8	3	18	0-0
*3/10	UNLV	w 6-5	12 ASBY, Will	.357	24-24	98	31	35	10	2	3	26	17	3	11	1-2
*3/15	at Nevada	l 2-13	4 WOOD, Tye	.341	23-23	82	23	28	5	4	1	17	16	6	16	6-8
*3/16	at Nevada	l 3-4	30 SPENRATH, Ree	.340	24-24	94	29	32	6	2	8	24	22	1	29	5-5
*3/17	at Nevada	w 10-8	14 CARRIS, Akili	.333	19-16	63	14	21	4	0	0	21	4	0	11	1-1
*3/22	SAN JOSE STATE	l 13-16	8 KINKADE, Konne	.292	20-17	72	16	21	4	0	0	12	4	4	9	0-0
*3/23	SAN JOSE STATE	w 7-5	24 SMITH, Kyle	.275	15-13	51	15	14	2	0	1	6	5	4	7	1-1
*3/23	SAN JOSE STATE	w 17-4	3 DIXON, Devon	.246	24-18	65	17	16	3	1	1	16	16	1	12	1-1
*3/28	at San Diego State	w 5-2	-----													
*3/29	at San Diego State	l 6-8	43 TRUJILLO, Gene	.429	11-2	14	5	6	1	0	2	6	5	1	3	0-0
*3/29	at San Diego State	l 0-13	47 OTT, Ethan	.370	12-8	27	9	10	1	0	2	7	6	3	6	0-0
*4/12	FRESNO STATE	l 5-10	10 MUNGUIA, Austi	.333	3-0	3	0	1	0	0	0	0	0	0	1	0-0
*4/13	FRESNO STATE	l 19-23	2 WEISSENBORN, Konne	.317	13-13	41	4	13	0	0	1	9	6	1	10	0-0
*4/14	FRESNO STATE	w 6-2	9 MCALISTER, Josh	.280	10-8	25	8	7	1	0	3	7	7	0	10	0-0
*4/19	at Air Force	l 3-12	11 STEPHENS, Sean	.185	16-6	27	5	5	1	0	0	5	2	3	9	0-0
*4/21	at Air Force	w 6-5	26 MANSY, Luke	.000	3-1	5	1	0	0	0	0	0	3	0	1	0-0
*4/21	at Air Force	l 7-18	48 NEIL, Andrew	.000	1-0	0	0	0	0	0	0	0	0	0	0	0-0
*4/26	SAN DIEGO STATE	w 8-4	Totals	.336	24	836	226	281	50	11	35	208	134	31	163	15-18
*4/27	SAN DIEGO STATE	w 19-5	Opponents	.331	24	864	208	286	67	8	32	191	96	31	167	20-24
*4/28	SAN DIEGO STATE	w 9-7														
*5/3	at UNLV	w 15-8	LOB - Team (206), Opp (198). DPs turned - Team (18), Opp (20). IBB - Team (1),													
*5/4	at UNLV	l 8-13	MCALISTER, J 1. Picked off - KINKADE, K. 2, WOOD, T. 1, WEISSENBORN 1, WALKER, K.													
*5/5	at UNLV	w 14-2	1.													

* = Conference game

Player	era	w-l	app	gs	cg	sh	sv	ip	h	r	er	bb	so
40 BANNISTER, Wil	6.12	1-0	10	3	0	0	2	25.0	29	18	17	11	10
13 RUSSELL, Brett	7.52	2-1	6	4	0	0	0	26.1	33	26	22	8	17
27 LOPEZ, David	7.79	3-2	7	6	0	0	0	34.2	46	33	30	11	23

33 PURSER, Daxton	5.94	0-1	4	4	0	0	0	16.2	16	14	11	12	17
31 PENGELLY, Dayn	6.45	1-2	5	5	0	0	0	22.1	29	18	16	14	22
23 JACKSON, Jaren	8.10	3-2	10	0	0	0	1	20.0	34	18	18	8	23
34 BARNHOUSE, Jo	8.22	1-1	8	1	0	0	1	15.1	20	14	14	5	18
35 STEINKAMP, Art	10.80	2-0	8	0	0	0	0	16.2	27	21	20	6	11
39 CASTILLO, Ryan	11.68	1-1	5	1	0	0	0	12.1	27	17	16	2	18
48 NEIL, Andrew	13.50	0-0	3	0	0	0	0	2.2	3	7	4	6	5
29 HARDY, Wyatt	13.50	0-0	1	0	0	0	0	1.1	2	2	2	0	1
19 STILL, Justin	21.60	0-0	6	0	0	0	0	3.1	9	8	8	6	1
6 MCBROOM, Brian	23.14	0-0	7	0	0	0	0	4.2	11	12	12	7	1
Totals	8.49	14-10	24	24	0	0	4	201.1	286	208	190	96	167
Opponents	9.03	10-14	24	24	1	1	2	199.1	281	226	200	134	163

PB - Team (0), Opp (1). Pickoffs - Team (1), PURSER, D. 1, Opp (4). SBA/ATT - HOLLAND, J. (20-23), RUSSELL, B. (5-5), PENGELLY, D. (3-4), CASTILLO, R. (2-3), JACKSON, J. (3-3), BARNHOUSE, J (3-3), PURSER, D. (0-2), LOPEZ, D. (2-2), STEINKAMP, A (1-1), BANNISTER, W (1-1).

Score by innings	1	2	3	4	5	6	7	8	9	Total
New Mexico	21	28	27	20	19	30	42	16	23	226
Opponents	23	25	20	27	27	13	26	18	29	208

Win-loss breakouts: Day 11-5; Night 3-5; vs Left 2-3; vs Right 12-7; 1-run games 3-1; 2-run games 3-1; 5+run games 5-6; Extra inns 0-0; Shutouts 0-1. Current streak: Won 1; Longest winning streak: 4; Longest losing streak: 4. Attendance: Home 5463 (avg 496); Away 6349 (avg 529); Total 11812 (avg 513).

LAST WEEK STATS (AT NM STATE, AT UNLV)

Record: 2-2 Home: 0-0 Away: 2-2 MW: 2-1

Player	avg	gp-gs	ab	r	h	2b	3b	hr	rbi	tb	slg%	bb	hp	so	gdp	ob%	sf	sh	sb-att	po	a	e	fld%
18 HOLLAND, Jake	.500	3-3	14	3	7	0	1	2	7	15	1.071	0	1	2	0	.500	1	0	0-0	18	1	0	1.000
4 WOOD, Tye	.500	4-4	12	7	6	1	2	1	5	14	1.167	6	0	2	0	.667	0	0	3-3	4	0	1	.800
30 SPENRATH, Reed	.429	4-4	14	7	6	0	0	2	4	12	.857	7	0	4	0	.619	0	0	1-1	32	0	1	.970
14 CARRIS, Akili	.417	4-2	12	1	5	1	0	0	5	6	.500	0	0	2	0	.385	1	0	1-1	3	4	0	1.000
15 WALKER, Khalil	.400	4-4	15	5	6	0	0	1	3	9	.600	4	0	3	0	.526	0	0	0-0	10	0	0	1.000
2 WEISSENBORN, Chase	.400	3-3	10	3	4	0	0	1	4	7	.700	1	0	1	0	.417	1	0	0-0	4	10	0	1.000
12 ASBY, Will	.313	4-4	16	6	5	2	0	0	3	7	.438	5	0	5	0	.455	1	0	0-0	10	0	0	1.000
8 KINKADE, Konner	.273	4-4	22	4	6	1	0	0	1	7	.318	0	0	5	0	.273	0	1	0-0	11	15	1	.963
24 SMITH, Kyle	.182	3-3	11	2	2	0	0	1	4	5	.455	2	0	4	0	.308	0	0	0-0	4	0	0	1.000

47 OTT, Ethan	.667	3-1	6	2	4	0	0	1	3	7	1.167	0	0	1	0	.667	0	0	0-0	0	0	0	.000
11 STEPHENS, Sean	.500	2-0	2	2	1	0	0	0	0	1	.500	0	0	1	0	.500	0	0	0-0	0	0	0	.000
43 TRUJILLO, Gene	.167	3-1	6	2	1	0	0	0	1	1	.167	1	0	1	0	.286	0	0	0-0	0	0	0	.000
3 DIXON, Devon	.000	4-1	6	1	0	0	0	0	1	0	.000	1	0	3	0	.143	0	0	0-0	2	5	0	1.000
9 MCALISTER, Josh	.000	3-2	5	0	0	0	0	0	0	0	.000	0	0	1	0	.000	0	0	0-0	0	1	3	.250
Totals	.351	4	151	45	53	5	3	9	41	91	.603	27	1	35	0	.443	4	1	5-5	98	37	6	.957
Opponents	.317	4	139	33	44	11	1	4	30	69	.496	17	5	22	5	.405	2	0	2-2	102	21	4	.969

LOB - Team (37), Opp (32). DPs turned - Team (5), Opp (1). Picked off - KINKADE, K. 2.

(this week Sorted by Earned run avg)

Player	era	w-l	app	gs	cg	sho	sv	ip	h	r	er	bb	so	2b	3b	hr	b/avg	wp	hp	bks	sfa	sha	
27 LOPEZ, David	5.23	1-0	2	1	0	0/0	0	10.1	12	6	6	5	9	4	0	0	.293	1	1	0	0	0	
31 PENGELLY, Dayne	8.31	0-0	1	1	0	0/0	0	4.1	7	4	4	3	2	2	0	0	.350	0	1	0	0	0	
13 RUSSELL, Brett	10.80	0-1	1	1	0	0/0	0	5.0	9	10	6	3	3	3	0	1	.375	1	0	0	0	0	
35 STEINKAMP, Arthur	12.46	1-0	2	0	0	0/0	0	4.1	6	6	6	2	1	1	1	0	.353	0	0	0	1	0	

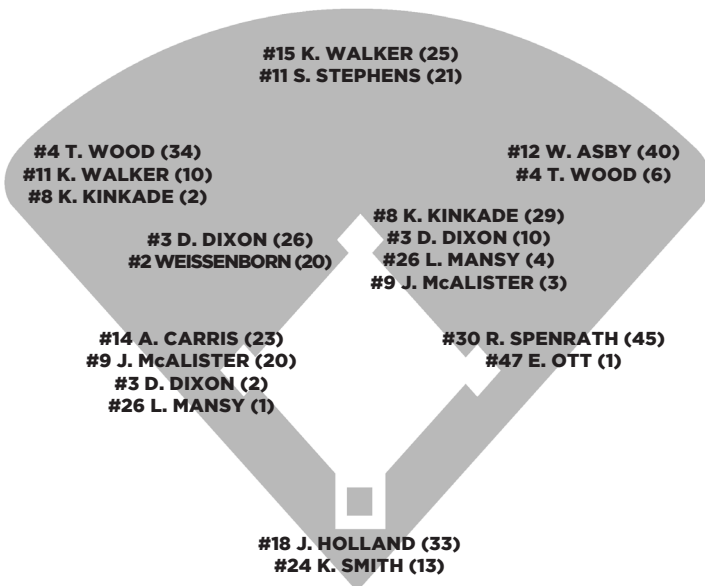
23 JACKSON, Jaren	0.00	0-0	2	0	0	0/0	0	1.1	1	1	0	1	2	0	0	0	.167	0	1	0	0	0	
33 PURSER, Daxton	0.00	0-0	1	1	0	0/0	0	1.0	0	0	0	1	1	0	0	0	.000	0	1	0	0	0	
34 BARNHOUSE, Josh	0.00	0-0	1	0	0	0/0	0	1.0	0	0	0	0	1	0	0	0	.000	0	0	0	0	0	
19 STILL, Justin	0.00	0-0	1	0	0	0/0	0	0.1	0	0	0	0	0	0	0	0	.000	0	1	0	0	0	
40 BANNISTER, Wil	7.71	0-0	2	0	0	0/0	0	2.1	3	2	2	0	1	0	0	2	.300	1	0	0	1	0	
39 CASTILLO, Ryan	13.50	0-1	2	0	0	0/0	0	2.2	6	4	4	2	2	1	0	1	.429	0	0	0	0	0	
Totals	7.71	2-2	4	4	0	0/0	0	32.2	44	33	28	17	22	11	1	4	.317	3	5	0	2	0	
Opponents	11.12	2-2	4	4	0	0/0	0	34.0	53	45	42	27	35	5	3	9	.351	2	1	0	4	1	

PB - Team (1), SMITH, K. 1. Pickoffs - Team (0), Opp (1). SBA/ATT - SMITH, K. (1-1), RUSSELL, B. (1-1), HOLLAND, J. (1-1), STEINKAMP, A (1-1).

THE WEEK AHEAD

FRIDAY	SATURDAY	SUNDAY	MONDAY	TUESDAY	WEDNESDAY	THURSDAY
 NEVADA 10 VS. NEVADA 6 PM MT SANTA ANA STAR FIELD ALBUQUERQUE, N.M.	 NEVADA 11 VS. NEVADA 2 PM MT SANTA ANA STAR FIELD ALBUQUERQUE, N.M.	 NEVADA 12 VS. NEVADA 12 PM MT SANTA ANA STAR FIELD ALBUQUERQUE, N.M.	13	14	15	16

DEFENSIVE STARTERS BY POSITION



COACH BROWN VS. 2024 OPPONENTS

OPPONENT	OVERALL	UNM	LAST
Air Force	7-8	7-8	4/21/24
Arizona	2-13	1-3	4/2/24
Arizona State	2-1	2-1	3/23/22
Colorado State-Pueblo	1-1	1-1	4/12/23
CSU Bakersfield	2-0	2-0	2/19/24
Fresno State	8-7	8-7	4/14/24
Hofstra	2-2	2-2	3/3/24
Minnesota	11-17	1-1	2/18/24
Nevada	7-6	6-6	3/17/24
New Mexico State	7-4	7-4	4/30/24
Northern Colorado	20-14	0-0	2/25/23
Oregon State	1-5	1-4	2/19/23
Sam Houston	0-2	0-2	4/7/24
San Diego State	4-11	4-11	4/28/24
San Jose State	5-7	5-7	3/24/24
South Dakota State	34-36	3-1	2/24/2
Texas Tech	3-5	3-5	3/5/24
UNLV	7-8	7-8	5/5/24

Sunday. Truillo drew a walk in both games.

WEEKEND UPDATE

UNM took care of business in-conference last weekend with a weekend series win over UNLV on the road, capped off by a 10-run eruption in the ninth inning of Sunday's finale that turned a tight contest into a 14-2 run-rule victory.

After batting just .235 over the Lobos' 4-0 week prior, Jake Holland got in on the fun in Vegas, mashing his 14th and 15th homers of the season and reaching 55 RBI on the season with a .500 (7-for-14) week. He finished with a 1.571 OPS over those three games and went 3-for-5 with 3 RBI in both of the Lobos' wins.

UNM's team batting average increased and its ERA decreased for a second consecutive week as they extended their

KEY POSITION PLAYER LOSSES

Player, Pos.	Avg.	R	H	2B	3B	HR	RBI
#4 Deylan Pigford, 2B	.297	39	43	9	3	5	13
#7 Jeffrey David, INF/OF	.306	38	59	13	5	3	41
#15 Braydon Runion, OF	.357	48	76	23	4	9	56
#33 Dylan Ditzenberger, OF	.437	42	59	9	1	2	27
#34 Lenny Junior Ashby, OF	.381	46	80	18	0	9	51

KEY PITCHING LOSSES

Name, Pos.	ERA	APP	IP	W-L	SV	BB	K
#2 Tristin Lively, SP	4.42	13	77.1	6-4	0	23	62
#10 Riley Egloff, SP	6.05	13	74.1	7-3	0	21	67
#27 Isaac Gallegos, SP	4.35	12	70.1	4-2	0	32	60

TOP RETURNING POSITION PLAYERS

Player, Pos., Yr.	Avg.	R	H	2B	3B	HR	RBI
#2 Chase Weissenborn, SS, Sr.	.291	36	52	10	2	1	27
#3 Devon Dixon, 2B, Sr.	.274	38	45	10	0	6	27
#11 Sean Stephens, OF Sr.	.349	11	22	5	1	1	8
#19 Jake Holland, C, Sr.	.333	29	50	7	1	12	39
#30 Reed Spenrath, 1B, Sr.	.321	54	61	11	4	19	65
#24 Kyle Smith, C/DH, Sr.	.271	17	19	3	3	5	13

TOP RETURNING PITCHERS

Pitcher, Yr.	ERA	APP	IP	W-L	SV	BB	K
#6 Brian McBroom, RHP, Jr.	5.53	25	40.2	4-2	3	11	39
#19 Justin Still, LHP, Jr.	5.91	17	21.1	0-1	0	16	20
#23 Jaren Jackson, LHP, Sr.	7.46	12	44.2	3-2	1	12	32
#35 Arthur Steinkamp, LHP, Sr.	2.81	15	25.2	0-1	0	4	12
#46 Ben Baker-Livingston, RHP, Jr.	8.62	10	24.0	0-4	0	10	10

TOP NEWCOMERS

Pos.	Name	Yr.	'23 School
RHP/INF	Andrew Neil	Jr.	Folsom Lake CC
3B	Josh McAlister	Jr.	Ohio State
OF	Tye Wood	Jr.	Iowa Western
RHP	Dayne Pengelly	Jr.	Pima CC
RHP	David Lopez	Jr.	Wharton County JC
1B/OF	Ethan Ott	Jr.	UNC Pembroke
OF/DH	Will Asby	Sr.	San Francisco

streak of games with double-digit hits to 10 and . The Lobos are batting .325 now – their highest team average since March 28 – and enter the week with a 8.24 ERA, their lowest since April 5.

WALK-OFF GRAND SLAM (!!) FOR THE SWEEP (!!)

UNM capped off its undefeated week and sweep of San Diego State in the most dramatic way humanly possibly on Sunday, completing a rally from down 7-1 with a walk-off grand slam in the bottom of the ninth from Devon Dixon that gave the Lobos their first lead of the

day at 9-7.

With one on the board and at risk of a double play ball ending the game with three runners aboard, Dixon delivered in only his third plate appearance of the week with one of the biggest hits of his Lobo career to turn back the Aztecs one more time. It was the ninth homer of his UNM career and second grand slam -- the other being on the road at Fresno State last season (March 18, 2023). UNM's fourth straight win completed the first three-game weekend series sweep

CONTINUED ON PAGE 6

of San Diego State since 2013 and first in Albuquerque since 2012. After entering this season winless against the Aztecs in his first two seasons at the helm, UNM Head Coach Tod Brown has beaten them in four out of six meetings this season to take the regular-season series.

BIG MIDWEEK WIN IN LUBBOCK

UNM dictated the tone of its midweek matchup with Texas Tech (29-14, 12-9 Big 12) on the road at Rip Griffin Park the whole way on Tuesday, racking up 21 hits and slamming four homers behind a complete effort from the bullpen en route to a 17-3 win — the first for the Lobos in Lubbock since 2015.

NOTABLES

UNM's 14-run margin of victory was its largest against Texas Tech since a 15-0 win in Albuquerque on Feb. 10, 1985 and the largest ever in a game between the two teams in Lubbock.

The Lobos have now beaten TTU in each of the last three seasons — the first time they've done so since 2017 — and split the two-game season series in the last two. It's also the second win against a Power 5 team on the road this season for the Lobos, who downed Arizona State 6-4 in Phoenix in midweek action on March 12. They've now won four of six since snapping their longest losing streak of the season at eight games last Sunday, with three of those wins against teams that rank in the Top 150 in the nation by RPI.

The loss for Texas Tech was only their fourth this season at home — they are 23-4 in games played at Rip Griffin Park in 2024. UNM snapped a streak of 11 straight wins at home for the Red Raiders.

"Had a great start from Barnhouse and the bats got going early," said UNM Head Coach Tod Brown, who improves to 3-5 against Texas Tech in his three seasons at the helm in Albuquerque and has won three of the last five meetings. "Steinkamp, McBroom, Jackson and Bannister came in and did a great job throwing strikes and getting out of jams.

"The bats were hot today and we really put some quality at-bats together and didn't miss on mistake pitches — hoping this can be the game that gets us hot as we head into a big weekend of conference play."

STREAKING AT THE RIGHT TIME

- UNM is the only team in the Mountain West that has won seven of their last 10.
- In all seven of UNM's wins out of their last 10, the Lobos have held opponents to single-digit runs — they gave up 10 or more in all three of their losses.
- UNM posted a 12.95 ERA over its eight-game skid but has averaged a 6.68 in the 13 games since. In that span, UNM has held opponents to five runs or fewer seven times (53.8% of games). They'd only done it 11 times in the previous 33 games.
- They've also homered in nine of their last 10 for a total of 20 in that span.

ON DECK

UNM closes out its regular season on the road next weekend with its final weekend series against San Jose State May 16-18.

LOBOS SWINGING HOT BATS

WILL ASBY: With his third grand slam of the season on Tuesday, Asby matched a single-season program record set in 1995 by Mark Wulfert and is up to five games this season with four or more RBI. He batted

.526 with a team-high 8 RBI last week, getting a hit in all four games and multiple hits in three of four.

KHALIL WALKER: Walker just keeps producing at the plate — for the second straight week, he not only leads the Lobos in average (.412) and on base percentage (.517), but the entire Mountain West. He's hit safely in 14 straight — the longest hit streak on the team this season — with five straight multi-hit games. Walker led the Lobos in average last week (.600) while hitting two homers and three doubles.

REED SPENRATH: Spenrath is riding a team- and season-best 25-game on base streak and is now leading the team in doubles (16) after hitting two over an 8-for-18 (.444) week last week.

WIL BANNISTER: THE CLOSER™

There's been no more reliable arm out of the pen than RHP Wil Bannister in the month of April -- through his last 12 appearances dating back to March 28, he's posted a 1.86 ERA over 19.1 IP, collecting three saves and a win while holding opponents to a .109 batting average.

Bannister threw four innings of scoreless relief across three appearances last week, allowing just one single with three strikeouts to one walk. The Aggies' two-run bomb on Tuesday was only the second time he's given up an earned run in his last 12 outings and only the third extra base hit he's allowed in that span.

SEEING DOUBLE

The Lobos have excelled at getting two for one this season, ranking No. 33 in NCAA D-I in total double plays (38) and No. 15 in total doubles (102). They rank No. 32 in double plays per game (0.88) and No. 16 in doubles per game (2.37).

Jake Holland ranks No. 23 in the NCAA D-I in doubles per game (0.42) and Reed Spenrath ranks No. 56 in NCAA D-I in total doubles (16). UNM ranks No. 2 in the MW in assists (402) and leads the league in DP -- Spenrath has been a part of 37 double plays (No. 1 in the MW) and leads the league in putouts (344), while Dixon has helped stitch 29 (No. 2 in the MW). Dixon also ranks No. 2 in the league in assists (121).

LONG BALL LOBOS

The Lobos found a penchant for the big fly in the month of March and haven't looked back since — after homering four times in their first eight games, they've connected on 58 for a total of 118 RBI since March 1. UNM is 16-4 in games this season in which the Lobos hit multiple homers — they've hit three or more in a game nine times (9-1 in those games)

UNM is 19-11 in games in which the Lobos go yard at least once. The Lobos are slugging a MW-best .527 as a team after mashing eight homers in their last three games.

11 different Lobos have hit a homer this season for a total of 62 through 46 games — 37 have been at Santa Ana Star Field.

Jake Holland leads the Lobos with 13 homers (No. 3 in MW) ahead of Will Asby (10) and Reed Spenrath (11) -- all of Spenrath's have come since he hit his first of the season on March 10 against UNLV.

Chase Weissenborn and Khalil Walker hit their first of the season -- and only the second of Weissenborn's career -- back-to-back against TTU April 23. Walker has hit two more since then and Weissenborn hit his second of the year at UNLV last weekend. Along with Walker and Weissenborn, Josh McAlister (5), Kyle Smith (3), Devon Dixon (3), Tye Wood (3), Gene Trujillo (4) and Ethan Ott (3) all have gone yard multiple times this season.

NEVADA ALL TIME SERIES

Series Record: 29-33

Home: 14-17; Away: 14-13; Neutral: 1-3

3/16/94	Fresno, Calif.	L, 1-7
3/19/94	Fresno, Calif.	L, 5-7
2/17/12	Albuquerque, N.M.	L, 3-5
2/18/12	Albuquerque, N.M.	W, 3-2
2/19/12	Albuquerque, N.M.	L, 8-9
3/22/13	Albuquerque, N.M.	W, 9-8
3/24/13	Albuquerque, N.M.	L, 2-3
3/24/13	Albuquerque, N.M.	W, 7-5
4/19/13	Reno, Nev.	W, 5-2
4/20/13	Reno, Nev.	W, 7-2
4/21/13	Reno, Nev.	W, 15-11
5/23/13	Fresno, Calif.	W, 7-3
5/9/14	Reno, Nev.	W, 5-4
5/10/14	Reno, Nev.	L, 5-6
5/11/14	Reno, Nev.	W, 6-5
5/23/14	Las Vegas, Nev. (MW Trn.)	L, 4-9 (11)
3/13/15	Reno, Nev.	W, 3-1
3/14/15	Reno, Nev.	L, 1-3
3/15/15	Reno, Nev.	L, 2-9
5/1/15	Albuquerque, N.M.	L, 1-8
5/2/15	Albuquerque, N.M.	L, 3-8
5/3/15	Albuquerque, N.M.	L, 9-14
5/21/15	Reno, Nev. (MW Trn.)	W, 14-4
3/11/16	Reno, Nev.	W, 8-3
3/12/16	Reno, Nev.	W, 3-2
3/13/16	Reno, Nev.	L, 6-7
5/13/16	Albuquerque, N.M.	W, 5-4
5/14/16	Albuquerque, N.M.	L, 11-17
5/15/16	Albuquerque, N.M.	L, 9-13
5/26/16	Albuquerque, N.M. (MW Tourn.)	W, 3-0
5/28/16	Albuquerque, N.M. (MW Tourn.)	W, 14-4
5/18/17	Albuquerque, N.M.	L, 2-5
5/19/17	Albuquerque, N.M.	L, 9-17
5/20/17	Albuquerque, N.M.	W, 13-6
5/25/17	Albuquerque, N.M. (MW Tourn.)	W, 7-2
3/2/18	Albuquerque, N.M.	L, 5-9
3/3/18	Albuquerque, N.M.	W, 8-5
3/4/18	Albuquerque, N.M.	L, 8-13
4/13/18	Reno, Nev.	L, 2-15
4/14/18	Reno, Nev.	L, 2-5
4/15/18	Reno, Nev.	L, 1-14
3/15/19	Reno, Nev.	L, 3-5
3/16/19	Reno, Nev.	W, 9-3
3/17/19	Reno, Nev.	L, 4-6
4/12/19	Albuquerque, N.M.	W, 6-4
4/13/19	Albuquerque, N.M.	L, 0-3
4/14/19	Albuquerque, N.M.	L, 8-14
3/27/21	Albuquerque, N.M.	W, 6-5
3/27/21	Albuquerque, N.M.	L, 7-9
3/28/21	Albuquerque, N.M.	W, 5-1
5/6/22	Reno, Nev.	L, 10-18
5/7/22	Reno, Nev.	W, 17-10
5/8/22	Reno, Nev.	L, 4-13
3/24/23	Reno, Nev.	W, 9-5
3/25/23	Reno, Nev.	W, 12-1
5/12/23	Albuquerque, N.M.	W, 9-5
5/12/23	Albuquerque, N.M.	L, 8-9
5/13/23	Albuquerque, N.M.	L, 6-8
5/14/23	Albuquerque, N.M.	W, 7-3
3/15/24	Reno, Nev.	L, 2-13
3/16/24	Reno, Nev.	L, 3-4
3/17/24	Reno, Nev.	W, 10-8

SPENRATH BACK TO FORM

— After mashing 19 homers in his first season in Albuquerque, Reed Spenrath was productive at the plate through his first 16 games (.300/.455/.483) but with just one thing missing — a home run. He finally broke through with his first of the year and the Lobos' 18th of the season in the weekend finale against UNLV on March 10, smacking a three-run shot more than 450 feet out of Santa Ana Star Field to put the Lobos up 5-4 late.

— He's done so again 11 more times since then -- against Air Force, he homered to lead off the second inning twice. He homered two more times against UNLV.

Through 11 weeks, Spenrath has accumulated 35 RBI

CONTINUED ON PAGE 7

while hitting 16 doubles and four triples, connecting on 56 hits and drawing 31 walks.

Spennath has 19 multi-hit games -- the most on the team -- and 10 multi-RBI games, starting all but one game at first while racking up 335 putouts and 21 assists on .992 fielding.

– Spennath was named to D1Baseball.com's Top 50 first baseman rankings (No. 46) and Preseason All-MW ahead of this season. A first-team all-conference selection in his first season with the Lobos in 2023, Spennath led the team and ranked second in the conference in 2023 with 19 home runs – the sixth-most in a single season in program history – to go with 65 RBIs. The 6'5" power hitter also led the team and ranked third in the conference with 54 runs scored, batting .321 while reaching base at a clip of .421. He finished the season with 16 multi-hit games and 18 multi-RBI games.

SEASON-OPENING NOTES / EARLY RETURNS

– UNM looks to improve its standing in the Mountain West for a third consecutive season – the Lobos finished sixth (10-20 MW) in Brown's first season as head coach in 2022 and narrowly missed out on the conference tournament with a fifth-place finish (13-17 MW) in 2023.

– The Lobos' offense in 2023 was one of their most productive in recent memory – UNM's .328 team batting average was the third-best in the NCAA and best in the Mountain West, as well as the Lobos' best since 2013.

– UNM's 26-25 record in 2023 was the most wins since 2017 and first winning season since then (not counting UNM's 14-4 record in the canceled COVID season of 2020).

– Reed Spennath was named to the Mountain West Baseball Preseason All-Conference Team, with the Lobos picked fifth in the preseason poll as voted on by the league's coaches. Spennath was named to D1Baseball.com's Top 50 First Baseman rankings ahead of the season, coming in at No. 46 in the nation. He was named one of three captains for this year's Lobos squad along with fellow seniors Chase Weissenborn and Brett Russell.

BROWN'S PROGRAM-BUILDING RESUME

– In his first five seasons as head coach at North Dakota State, Brown's teams improved their winning percentage in each season, going from 15-30 (.333) in his first season in 2008 to 40-20 (.667) in 2012 and finishing each of the next nine seasons above .400. The Bison reached the Summit League tournament eight times in that span, advancing to NCAA Regionals in 2014 and 2021.

– Brown coached the Bison to 40-win seasons in 2012 and 2021.

– In Brown's second season at UNM, the Lobos improved to 26-25 from 21-33 the year prior, with the highest team batting average since 2013 (.328) and lowest team ERA since 2016 (5.95).

– In 16 years as a D-I Head Coach, Brown has finished the season above .400 13 times and above .500 five times – the only three seasons in which he's finished below .400 were his first two years in Fargo (2008, 2009) and his first season in Albuquerque (2022).

YOUR 2024 LOBOS ROSTER

– UNM's 2024 roster includes 16 returning players with 24 newcomers – the Lobos return seven position players who started at least 10 games in 2023 and losing six.

– Of the Lobos' newcomers, 8 are freshmen and 16 are transfers – 12 from junior colleges and four from four-year institutions.

– 29 players are upperclassmen – 13 seniors and 16 juniors – the most upperclassmen Brown has had on a

TEAM STATISTICS COMPARISON

GENERAL

NEW MEXICO	NEVADA
26-25 (13-17 MW)	2023 RECORD 20-33 (10-20 MW)
25-21 (14-10 MW)	2024 RECORD 21-23 (13-11 MW)

HITTING

.325	BATTING AVG	.293
403	RUNS	312
522	HITS	460
106	2BS	123
16	3BS	8
62	HRS	65
373	RBIS	297
.527	SLG%	.506
.430	ON-BASE%	.369
27	SACRIFICE FLIES	26
18	SACRIFICE HITS	16
38-51	SB-SBA	32-48

DEFENSE

1170	PUTOUTS	1155
427	ASSISTS	410
57	ERRORS	48
.966	FLD%	.970

PITCHING

8.24	ERA	6.19
10	SAVES	5
390.0	INNINGS PITCHED	385.0
542	HITS ALLOWED	406
399	RUNS ALLOWED	299
357	EARNED RUNS ALLOWED	265
210	WALKS	220
339	STRIKEOUTS	383
127	2BS ALLOWED	97
22	3BS ALLOWED	15
62	HRS ALLOWED	38
.327	BATTING AVG. AGAINST	.274

roster in Albuquerque.

THE REMAINING SCHEDULE

– UNM's 54-game 2024 schedule, including 30 Mountain West Conference games, features five different teams that reached NCAA Regionals last spring – Oregon State, Texas Tech, Arizona, San Jose State and Sam Houston State – with 27 games against nine opponents that ranked in the Top 150 in the nation in last season's final RPI rankings.

– UNM will play 30 games at Santa Ana Star Field in Albuquerque and 24 games on the road throughout the regular season.

– Following the Lobos' rematch with San Diego State last weekend, they'll face three other teams for a second weekend series to close out the regular season -- UNLV on the road (May 3-5), Nevada at home (May 10-12) and San Jose State on the road (May 16-18) comprise the remainder of UNM's regular season, with Senior Day set for May 12.

– Should the Lobos finish among the Top Four in the Mountain West standings, they'll earn a berth to the MWC Championships May 23-25, hosted this year by San Diego State. The winner earns the conference's automatic berth to an NCAA Regional.

2023 BY THE NUMBERS

– UNM's .328 batting average in 2023 was its highest

since 2013 – The Lobos led the Mountain West in that category and ranked third nationally.

– The Lobos hit 87 home runs – their most since 2003. That total led the Mountain West and is the third most in program history.

– UNM slugged .559 on the season, the sixth highest in program history and highest since 2003, leading the Mountain West.

– The Lobos finished the season with a .974 fielding percentage – the second highest in program history (2017) – that also led the Mountain West.

– Improving from a 9.06 ERA as a team in Brown's first season to a 5.95, UNM only allowed 3.20 walks per nine innings, its lowest average since 2014 and the best in the Mountain West. The Lobos' 1.59 WHIP was its lowest since 2015.

– UNM scored 441 runs (most since 2017, led MW) and racked up 617 hits (most since 2017, led MW) to go with 24 triples (most since 2015, led MW) and 411 RBI (most since 2017, led MW).

– Lobo batters reached base at a .406 clip, UNM's best average since 2017 (Led MW).

– UNM turned 48 double plays in 51 games, the most in the MW and 33rd-most in the nation. The Lobos' .94 double plays per game ranked No. 9 in the nation.

MOUNTAIN WEST STANDINGS (THROUGH 5/9)

SCHOOL (RK)	MOUNTAIN WEST					
	W	L	PCT.	HOME	AWAY	NEUT.
Fresno State	14	10	.583	7-5	7-5	0-0
New Mexico	14	10	.583	9-3	5-7	0-0
Nevada	13	11	.542	8-4	5-7	0-0
Air Force	13	11	.542	8-4	5-7	0-0
San José State	14	13	.519	9-5	5-8	0-0
UNLV	11	16	.407	7-8	4-8	0-0
San Diego State	8	16	.333	7-5	1-11	0-0

ALL GAMES												
W	L	T	PCT.	HOME	AWAY	NEUT.	LAST 10	STRK				
27	21	0	.563	14-9	13-12	0-0	2-8	L6				
25	21	0	.543	16-9	7-10	2-2	7-3	W1				
21	23	0	.477	10-7	11-16	0-0	5-5	W1				
21	25	0	.457	11-6	7-16	3-3	6-4	W1				
19	28	0	.404	10-8	9-20	0-0	5-5	L2				
25	22	0	.532	16-11	9-11	0-0	6-4	L1				
14	33	0	.298	11-12	3-21	0-0	3-7	W3				

MW Regular-Season Champions; % MW Tournament Champions

A LOOK AHEAD IN THE MW

Friday, May 10

Nevada at New Mexico* (MWN)	6 p.m. MT
Air Force at San Diego State* (MWN)	6 p.m. PT
UNLV at Fresno State* (MWN)	6:05 p.m. PT
San José State at Cal (Pac-12 Bay Area)	6:05 p.m. PT

Saturday, May 11

Nevada at New Mexico* (MWN)	2 p.m. MT
San José State at Cal (Pac-12 Bay Area)	2:05 p.m. PT
UNLV at Fresno State* (MWN)	3:05 p.m. PT
Air Force at San Diego State* (MWN)	6 p.m. PT

Sunday, May 12

Nevada at New Mexico* (MWN)	Noon MT
Air Force at San Diego State* (MWN)	1 p.m. PT
UNLV at Fresno State* (MWN)	1:05 p.m. PT
San José State at Cal (Pac-12 Bay Area)	1:05 p.m. PT

Tuesday, May 14

Pacific at Nevada	5 p.m. PT
UC San Diego at San Diego State (MWN)	6 p.m. PT
CSU Bakersfield at Fresno State (MWN)	6:05 p.m. PT

Thursday, May 16

Fresno State at Air Force* (MWN)	3 p.m. MT
New Mexico at San José State* (MWN)	6:05 p.m. PT
San Diego State at Nevada* (NSN/MWN)	6:05 p.m. PT

Friday, May 17

Fresno State at Air Force* (MWN)	1 p.m. MT
UNLV vs. Texas Tech (Tempe, Arizona)	2 p.m. MT
San Diego State at Nevada* (NSN/MWN)	5:05 p.m. PT
New Mexico at San José State* (MWN)	6:05 p.m. PT

Saturday, May 18

Fresno State at Air Force* (MWN)	Noon MT
San Diego State at Nevada* (NSN/MWN)	12:05 p.m. PT
New Mexico at San José State* (MWN)	1:05 p.m. PT
UNLV at Arizona State (Pac-12 Arizona)	6:30 p.m. MT

A LOOK BACK AT THE MW

Tuesday, May 7

San Francisco 9 , San José State 4	(ESPN+)
Pacific 6 , Fresno State 4	(ESPN+)
New Mexico State at New Mexico (MWN)	Canceled
Nevada 14, Sacramento State 8	(ESPN+)

Monday, May 6

South Dakota State at Air Force (MWN)	Canceled
UC Davis 7 , Nevada 4	

Sunday, May 5

Air Force 9 , San José State 6*	(MWN)
New Mexico 14, UNLV 2*	(MWN)
San Diego State 5 , Fresno State 2*	(MWN)
Houston Christian at Nevada (MWN)	Canceled

Saturday, May 4

San José State 17, Air Force 8*	(MWN)
San Diego State 3 , Fresno State 1*	(MWN)
UNLV 13 , New Mexico 8*	(MWN)
Houston Christian at Nevada (MWN)	Canceled

Friday, May 3

Air Force 8 , San José State 5*	(MWN)
San Diego State 9 , Fresno State 8*	(MWN)
New Mexico 15, UNLV 8*	(MWN)

Wednesday, May 1

Saint Mary's 4, Nevada 2	(MWN)
---------------------------------	-------

Tuesday, April 30

UNLV 13, UC Riverside 7	(ESPN+)
CSU Northridge 2 , San Diego State 0	
Saint Mary's 6 , San José State 4	(ESPN+)
New Mexico State 10 , New Mexico 8	(ESPN+)
Cal Poly 13, Fresno State 8	(MWN)
Air Force at Northern Colorado	Canceled

MOUNTAIN WEST NETWORK APP

All games streamed on the Mountain West Network will be available on the Mountain West App. Be sure to download the app, which is available on Android, IOS, Apple TV, Roku and Android TV. For more information visit TheMW.com.

MOUNTAIN WEST STATS SUMMARY (THROUGH 5/9)

TEAM BATTING

	g	avg	ab	r	h	2b	3b	hr	bb	so	sb-att
New Mexico	46	.325	1604	403	522	106	16	62	260	346	38-51
UNLV	47	.299	1657	368	495	107	15	53	211	359	21-30
Nevada	44	.293	1568	312	460	123	8	65	170	338	32-48
Fresno State	48	.287	1635	336	469	114	11	56	179	322	33-46
Air Force	46	.286	1558	305	445	89	14	49	190	404	82-97
San Diego State	47	.265	1618	242	428	93	13	32	151	441	29-43
San Jose State	47	.254	1612	289	410	80	19	63	202	441	11-22
Totals	16	.287	11252	2255	3229	712	96	380	1363	2651	246-337

TEAM PITCHING

	g	era	w	l	sv	ip	h	r	er	bb	so
Fresno State	48	5.38	27	21	10	416.2	453	279	249	136	428
Nevada	44	6.19	21	23	5	385.0	406	299	265	220	383
UNLV	47	6.20	25	21	8	408.0	494	320	281	182	356
San Jose State	47	6.46	19	27	6	405.1	457	339	291	221	301
Air Force	46	6.66	20	25	8	390.2	482	330	289	176	313
San Diego State	47	7.18	14	33	7	406.0	415	374	324	324	420
New Mexico	46	8.24	25	21	10	390.0	542	399	357	210	339
Totals	162	6.60	151	171	54	2801.2	3249	2340	2056	1469	2540

TEAM FIELDING

	g	po	a	e	pct	dp	pb	sba-att
Fresno State	48	1250	398	41	.976	33	3	24-33
Nevada	44	1155	410	48	.970	32	6	63-77
San Jose State	47	1216	394	52	.969	29	8	43-58
Air Force	46	1172	508	59	.966	32	7	39-57
UNLV	47	1224	408	58	.966	26	3	37-47
New Mexico	46	1170	427	57	.966	41	4	59-68
San Diego State	47	1218	358	59	.964	31	18	61-81
Totals	162	8405	2903	374	.968	224	49	326-421

INDIVIDUAL BATTING

Min 2.5 AB/Team game	g	avg	ab	r	h	rbi	2b	3b	hr	bb
WALKER, K.-NM	42	.410	134	40	55	18	9	0	3	29
HOLLAND, J.-NM	36	.383	141	39	54	55	14	2	15	11
SCHMIDT-LV	38	.363	124	28	45	25	5	3	1	20
KRYSZCZUK-LV	47	.362	177	50	64	60	17	2	14	29
HOPFE, Tommy-FS	48	.361	194	42	70	38	15	2	6	16
SPENRATH, R.-NM	46	.354	175	49	62	39	16	4	11	38
DORRAUGH, Hunter-SJ	38	.353	153	35	54	35	6	1	14	13
Jay Thomason-AF	46	.352	179	57	63	45	12	3	16	28
SALDIVAR, Eddie-FS	48	.340	200	47	68	29	14	3	5	16
ASBY, W.-NM	46	.339	180	51	61	50	16	2	10	28
HIGGINS-LV	45	.333	174	47	58	27	15	1	5	22
BALL, Michael-NV	44	.328	186	37	61	50	20	0	9	12
WOOD, T.-NM	43	.326	135	40	44	31	7	4	3	34
MONTOYA, Shaun-SD	47	.325	194	39	63	11	9	2	1	19
PEPPI, Rocco-FS	48	.325	191	38	62	52	16	0	13	6
HARVEY, Jake-NV	38	.323	127	29	41	19	7	0	4	23
HEFFT-LV	45	.322	174	40	56	28	11	3	2	20
CHARLES-LV	40	.320	181	46	58	32	11	2	10	14
Chase Spencer-AF	46	.320	181	35	58	26	9	3	4	20
KINKADE, K.-NM	39	.318	132	28	42	27	7	0	0	13

INDIVIDUAL PITCHING

Min 1.0 IP/Team game	app	era	w-l	sv	ip	h	r	er	bb	so
DOKTORCZYK, Jason-NV	11	3.21	5-3	0	73.0	66	30	26	17	79
CATES-LV	12	3.26	6-4	0	77.1	82	28	28	13	99
Seungmin Shim-AF	13	3.30	6-2	1	76.1	76	35	28	20	74
RIDING, Jake-FS	14	4.05	4-3	0	53.1	48	26	24	11	48
SERRANO, Omar-SD	12	4.39	4-5	0	67.2	76	40	33	26	61
Doyle Gehring-AF	19	4.40	1-3	7	47.0	47	27	23	15	49
ROSS, Ethan-SJ	15	4.98	5-5	0	65.0	77	44	36	36	57
BEAL, Noah-FS	12	5.07	3-4	0	60.1	72	40	34	15	68
DIXON, Jake-FS	12	5.73	4-2	0	59.2	77	44	38	20	61
RIORDAN, Jacob-SD	14	6.16	3-4	0	61.1	53	51	42	51	65
FOSHER, Peyton-NV	12	6.24	3-5	0	53.1	60	41	37	22	37
CARDENAS, Xavier-SD	12	6.28	2-5	0	57.1	51	42	40	49	47
SIMON-LV	12	6.28	5-3	0	53.0	58	42	37	27	32
THOMPSON, Micky-SJ	12	6.33	3-4	0	64.0	73	53	45	26	44
Ben Weber-AF	12	7.01	3-3	0	51.1	63	47	40	19	33

HITS

HOPFE, Tommy-FS	70
SALDIVAR, Eddie-FS	68
KRYSZCZUK-LV	64
MONTOYA, Shaun-SD	63
Jay Thomason-AF	63

RUNS SCORED

Jay Thomason-AF	57
ASBY, W.-NM	51
KRYSZCZUK-LV	50
SPENRATH, R.-NM	49
HARDY, Theo-SJ	48

RUNS BATTED IN

KRYSZCZUK-LV	60
HOLLAND, J.-NM	55
PEPPI, Rocco-FS	52
BALL, Michael-NV	50
ASBY, W.-NM	50

DOUBLES

NEWTON, Ben-FS	21
BALL, Michael-NV	20
KRYSZCZUK-LV	17
BOWLING, Dalton-SJ	17
4 tied with 16 double(s)	

TRIPLES

TURNER, Colby-SD	4
WOOD, T.-NM	4
HAMCHUK, Robert-SJ	4
HARDY, Theo-SJ	4
SPENRATH, R.-NM	4

HOME RUNS

Jay Thomason-AF	16
HOLLAND, J.-NM	15
KRYSZCZUK-LV	14
DORRAUGH, Hunter-SJ	14
2 tied with 13 home run(s)	

TOTAL BASES

Jay Thomason-AF	129
KRYSZCZUK-LV	127
SPENRATH, R.-NM	119
PEPPI, Rocco-FS	117
HOLLAND, J.-NM	117

STOLEN BASES

	sb-att
Chase Spencer-AF	23-28
WOOD, T.-NM	15-18
Jay Thomason-AF	12-13
Aerik Joe-AF	10-13
MONTOYA, Shaun-SD	10-14

STRIKEOUTS

	ip	so
CATES-LV	77.1	99
DOKTORCZYK, Jason-NV	73.0	79
Seungmin Shim-AF	76.1	74
BEAL, Noah-FS	60.1	68
RIORDAN, Jacob-SD	61.1	65

NCAA RANKING SUMMARY (TEAM)

Statistic	National Conference Rank		Value National Leader		Value Conference Leader		
	Rank	Rank	Value	National Leader	Value	Conference Leader	
Base on Balls (295 ranked)	31	1	260	Texas A&M	328	New Mexico	260
Batting Average (295 ranked)	5	1	0.325	Austin Peay	0.359	New Mexico	0.325
Double Plays (295 ranked)	26	1	41	Michigan	56	New Mexico	41
Double Plays Per Game (295 ranked)	24	1	0.89	Michigan	1.14	New Mexico	0.89
Doubles (295 ranked)	24	4	106	Austin Peay	134	Nevada	123
Doubles Per Game (295 ranked)	21	3	2.30	Columbia	2.98	Nevada	2.80
Earned Run Average (295 ranked)	271	7	8.24	Lamar University	3.27	Fresno St.	5.38
Fielding Percentage (295 ranked)	211	6	0.966	Notre Dame	0.984	Fresno St.	0.976
Hit Batters (295 ranked)	155	4	60	Saint Peter's	120	San Diego St.	108
Hit by Pitch (293 ranked)	184	5	56	UC Irvine	136	Fresno St.	91
Hits (295 ranked)	15	1	522	Austin Peay	628	New Mexico	522
Hits Allowed Per Nine Innings (295 ranked)	286	7	12.51	Arkansas	6.68	San Diego St.	9.20
Home Runs (295 ranked)	91	3	62	Austin Peay	135	Nevada	65
Home Runs Per Game (295 ranked)	87	2	1.35	Austin Peay	2.81	Nevada	1.48
On Base Percentage (295 ranked)	9	1	0.430	Austin Peay	0.458	New Mexico	0.430
Runs (295 ranked)	28	1	403	Austin Peay	539	New Mexico	403
Sacrifice Bunts (294 ranked)	136	3	18	Western Ky.	65	Air Force	23
Sacrifice Flies (295 ranked)	32	1	27	Nicholls	41	New Mexico	27
Scoring (295 ranked)	20	1	8.8	Austin Peay	11.2	New Mexico	8.8
Shutouts (125 ranked)				Texas A&M	8	UNLV	3
Slugging Percentage (295 ranked)	27	1	0.527	Austin Peay	0.679	New Mexico	0.527
Stolen Bases (295 ranked)	215	2	38	VMI	161	Air Force	83
Stolen Bases Per Game (295 ranked)	222	2	0.83	VMI	3.16	Air Force	1.80
Strikeout-to-Walk Ratio (295 ranked)	182	5	1.61	Arizona	3.63	Fresno St.	3.15
Strikeouts Per Nine Innings (295 ranked)	199	5	7.8	Arkansas	12.2	San Diego St.	9.3
Triple Plays (1 ranked)				6 teams tied	1		
Triples (295 ranked)	27	2	16	Wofford	28	San Jose St.	19
Triples Per Game (295 ranked)	25	2	0.35	Wofford	0.61	San Jose St.	0.40
WHIP (295 ranked)	269	7	1.93	Arkansas	1.14	Fresno St.	1.41
WL Pct (295 ranked)	115	2	0.543	Texas A&M	0.837	Fresno St.	0.563
Walks Allowed Per Nine Innings (295 ranked)	161	4	4.85	Arizona	2.50	Fresno St.	2.94

MOUNTAIN WEST BY RPI

Team	Conference	Adj. RPI	Adj. RPI Value	Prev Adj. RPI	RPI	Orig RPI Value	WL	Adj. Non-Conf RPI	Non-Conf Record	Conf. Record	Road WL	Quad 1	Quad 2	Quad 3	Quad 4	vs TOP 100	vs below 150	NC SOS	SOS
Air Force	Mountain West	123	0.50815	125	123	0.50815	21-25	81	8-14	13-11	7-16	3-9	0-3	5-8	13-5	3-12	18-12	5	95
Nevada	Mountain West	169	0.48750	170	169	0.48750	21-23	197	8-12	13-11	12-16	1-1	0-4	6-11	14-7	1-5	16-15	222	201
Fresno St.	Mountain West	181	0.48363	182	181	0.48363	27-21	171	13-11	14-10	13-12	0-0	2-2	10-10	15-9	2-3	21-16	261	269
New Mexico	Mountain West	184	0.48348	187	184	0.48348	24-21	218	10-11	14-10	7-10	1-2	1-1	5-12	17-6	2-5	20-11	213	223
San Jose St.	Mountain West	191	0.48131	192	191	0.48131	19-28	247	5-15	14-13	9-20	0-4	1-1	8-14	10-9	1-6	14-16	100	133
UNLV	Mountain West	225	0.46171	226	225	0.46171	25-22	167	14-6	11-16	9-11	0-0	0-1	7-10	18-11	2-2	19-16	300	281
San Diego St.	Mountain West	229	0.45977	229	229	0.45977	14-33	198	6-17	8-16	3-21	0-4	1-6	4-16	9-7	3-14	11-16	19	79

NCAA RANKING SUMMARY (INDIVIDUALS)

Statistic	Player	National Rank	Conference Rank	Value	National Leader	Value	Conference Leader	Value
Base on Balls (149 ranked)	Reed Spenrath	76	1	38	Travis Bazzana, Oregon St.	61	Sebastian Orduno, San Jose St.	38
	Tye Wood	149	3	34			Reed Spenrath, New Mexico	38
Base on Balls Per Game (148 ranked)	Reed Spenrath	100	2	0.83	Nick Kurtz, Wake Forest	1.40	Sebastian Orduno, San Jose St.	0.90
	Tye Wood	134	3	0.79				
Batting Average (250 ranked)	Khalil Walker	17	1	0.410	Charlie Condon, Georgia	0.459	Khalil Walker, New Mexico	0.410
	Jake Holland	61	2	0.383				
	Reed Spenrath	191	6	0.354				
Complete Games (36 ranked)					Mason Martinez, Grambling	4	Jacob Riordan, San Diego St. Omar Serrano, San Diego St.	1 1
Doubles (126 ranked)	Will Asby	86	5	16	Brandon Eike, VCU	25	Ben Newton, Fresno St.	21
	Reed Spenrath	86	5	16				
Doubles Per Game (149 ranked)	Jake Holland	53	4	0.39	Carlos Martinez, UMass Lowell	0.52	Michael Ball, Nevada	0.45
	Will Asby	119	8	0.35				
	Reed Spenrath	119	8	0.35				
Earned Run Average (200 ranked)					Hagen Smith, Arkansas	1.36	Jason Doktorczyk, Nevada	3.21
Games Started (20 ranked)					Chase Hennessey, Utah Valley	22	8 players tied	12
Hit Batters (146 ranked)					Jacob Riordan, San Diego St.	22	Jacob Riordan, San Diego St.	22
Hit By Pitch Per Game (146 ranked)					Luke Beckstein, Northeastern	0.68	Rocco Peppi, Fresno St.	0.35
Hit by Pitch (127 ranked)					JT Landwehr, Mount St. Mary's	31	Rocco Peppi, Fresno St.	17
Hits (143 ranked)					Joshua Kuroda-Grauer, Rutgers	85	Tommy Hopfe, Fresno St.	70
Hits Allowed Per Nine Innings (150 ranked)					Hagen Smith, Arkansas	3.95	Jacob Riordan, San Diego St.	7.78
Hits Per Game (149 ranked)	Jake Holland	62	1	1.50	Joshua Kuroda-Grauer, Rutgers	1.81	Jake Holland, New Mexico	1.50
Home Runs (119 ranked)	Jake Holland	91	2	15	Charlie Condon, Georgia	33	Jay Thomason, Air Force	16
Home Runs Per Game (150 ranked)	Jake Holland	28	1	0.42	Charlie Condon, Georgia	0.70	Jake Holland, New Mexico	0.42
On Base Percentage (150 ranked)	Khalil Walker	17	1	0.518	Corey Collins, Georgia	0.591	Khalil Walker, New Mexico	0.518
	Tye Wood	71	2	0.489				
	Reed Spenrath	130	3	0.474				
Pitching Appearances (142 ranked)					Hunter Holmes, Wichita St. Ryan Mullan, LMU (CA)	30 30		
Runs (140 ranked)	Will Asby	101	2	51	Lyle Miller-Green, Austin Peay	84	Jay Thomason, Air Force	57
	Reed Spenrath	140	4	49				
Runs Batted In (144 ranked)	Jake Holland	69	2	55	Brooks Bryan, Troy	81	Austin Kryszczuk, UNLV	60
	Will Asby	125	4	50				
Runs Batted In Per Game (149 ranked)	Jake Holland	6	1	1.53	Lyle Miller-Green, Austin Peay	1.67	Jake Holland, New Mexico	1.53
Runs Per Game (147 ranked)	Will Asby	117	2	1.11	Lyle Miller-Green, Austin Peay	1.75	Jay Thomason, Air Force	1.24
	Jake Holland	147	4	1.08				
Sacrifice Bunts (92 ranked)	Khalil Walker	92	2	6	Garrison Weiss, Prairie View Will Worthington, San Diego	15 15	Ben Newton, Fresno St.	7
Sacrifice Bunts Per Game (149 ranked)	Khalil Walker	97	2	0.14	Garrison Weiss, Prairie View	0.34	Ben Newton, Fresno St.	0.15
	Konner Kinkade	144	3	0.13				
Sacrifice Flies (61 ranked)	Jake Holland	7	1	7	Matt King, UTSA	10	Michael Ball, Nevada Triston Gray, Fresno St. Jake Holland, New Mexico	7 7 7
	Will Asby	61	4	5				
Saves (537 ranked)	Brian McBroom	191	5	3	Mason Burns, Western Ky.	14	Tommy Hopfe, Fresno St.	8
	Wil Bannister	191	5	3	Ethan Bates, Louisiana Tech	14		
	Wyatt Hardy	537	11	1				
	Justin Still	537	11	1				
	Josh Barnhouse	537	11	1				
	Jaren Jackson	537	11	1				
Slugging Percentage (250 ranked)	Jake Holland	11	1	0.830	Charlie Condon, Georgia	1.105	Jake Holland, New Mexico	0.830
	Reed Spenrath	101	4	0.680				
	Will Asby	238	7	0.617				
Stolen Bases (138 ranked)	Tye Wood	138	2	15	Jackson Strong, Canisius	38	Chase Spencer, Air Force	23
Stolen Bases Per Game (149 ranked)	Tye Wood	149	2	0.35	Jackson Strong, Canisius	0.95	Chase Spencer, Air Force	0.50
Strikeout-to-Walk Ratio (150 ranked)					Kyle Roche, Richmond	27.50	Austin Cates, UNLV	7.62
Strikeouts (144 ranked)					Chase Burns, Wake Forest	140	Austin Cates, UNLV	99
Strikeouts Per Nine Innings (150 ranked)					Hagen Smith, Arkansas	17.05	Austin Cates, UNLV	11.52
Total Bases (146 ranked)	Reed Spenrath	104	3	119	Charlie Condon, Georgia	200	Jay Thomason, Air Force	129
	Jake Holland	121	4	117				
Toughest to Strike Out (150 ranked)					Camden Janik, Illinois	19.7	Santino Panaro, UNLV	9.8
Triples (89 ranked)	Reed Spenrath	26	1	4	Ethan Conrad, Marist	13	5 players tied	4
	Tye Wood	26	1	4				
Triples Per Game (150 ranked)	Tye Wood	43	1	0.09	Ethan Conrad, Marist	0.28	Tye Wood, New Mexico	0.09
	Reed Spenrath	58	2	0.09				
Victories (147 ranked)					Matthew Matthijs, North Carolina	11	Seungmin Shim, Air Force Austin Cates, UNLV	6 6
WHIP (150 ranked)					Trey Yesavage, East Carolina	0.80	Jake Riding, Fresno St.	1.11
Walks Allowed Per Nine Innings (150 ranked)					Kyle Roche, Richmond	0.26	Austin Cates, UNLV	1.51

DOUBLE PLAYS IN ORDER

#	GM#	DATE	OPPONENT	PITCHER	SCORING	FIELDERS	INN	OUTS
1	1	Feb 16	vs Oregon State	BARNHOUSE	36 GDP	SPENRATH-WEISSENBORN	5	1
2	1	Feb 16	vs OregonState	STEINKAMP	643 GDP	WEISSENBORN-DIXON-SPENRATH	7	1
3	2	Feb 17	vs CSUB	LOPEZ	36 GDP	SPENRATH-WEISSENBORN	4	1
4	3	Feb 18	vs Minnesota	PURSER	643 GDP	WEISSENBORN-KINKADE-SPENRATH	2	0
5	3	Feb 18	vs Minnesota	STILL	363 GDP INT	SPENRATH-WEISSENBORN-SPENRATH	7	1
6	4	Feb 19	vs CSUB	BAKER-LIVINGS.	643 GDP	DIXON-KINKADE-OTT	4	1
7	5	Feb 22	S. Dakota St.	JACKSON	643 GDP	DIXON-KINKADE-SPENRATH	1	1
8	6	Feb 23	S. Dakota St.	LOPEZ	543 GDP	McALISTER-MANSY-SPENRATH	5	0
9	7	Feb 24	S. Dakota St.	BAKER-LIVINGS.	643 GDP	DIXON-KINKADE-SPENRATH	1	1
10	7	Feb 24	S. Dakota St.	BARNHOUSE	53 DP	McALISTER-SPENRATH	4	0
11	7	Feb 24	S. Dakota St.	PURSER	63 GDP	DIXON-SPENRATH	8	0
12	7	Feb 24	S. Dakota St.	STILL	463 GDP	KINKADE-DIXON-SPENRATH	9	0
13	10	Mar 02	Hofstra	BANNISTER	463 GDP	KINKADE-DIXON-SPENRATH	5	1
14	11	Mar 02	Hofstra	RUSSELL	63 GDP	DIXON-SPENRATH	3	1
15	13	Mar 05	TexasTech	CASTILLO	463 GDP	KINKADE-DIXON-SPENRATH	5	0
16	15	Mar 09	UNLV	RUSSELL	643 GDP	DIXON-KINKADE-SPENRATH	3	1
17	15	Mar 09	UNLV	BARNHOUSE	643 GDP	DIXON-MANSY-SPENRATH	9	1
18	17	Mar 12	at ArizonaState	PENGELLY	463 GDP	DIXON-WEISSENBORN-SPENRATH	3	0
19	17	Mar 12	at ArizonaState	STILL	463 GDP	DIXON-WEISSENBORN-SPENRATH	7	1
20	18	Mar 15	at Nevada	STILL	463 GDP	DIXON-WEISSENBORN-SPENRATH	4	0
21	20	Mar 17	at Nevada	BARNHOUSE	463 GDP	DIXON-WEISSENBORN-SPENRATH	7	1
22	21	Mar 19	New Mexico St.	RUSSELL	43 DP	DIXON-SPENRATH	4	1
23	21	Mar 19	New Mexico St.	STILL	643 DP	WEISSENBORN-DIXON-SPENRATH	6	1
24	22	Mar 22	San Jose State	LOPEZ, D.	643 GDP	WEISSENBORN-DIXON-SPENRATH	2	1
25	22	Mar 22	San Jose State	LOPEZ, D.	643 GDP	WEISSENBORN-DIXON-SPENRATH	4	1
26	22	Mar 22	San Jose State	STEINKAMP, A	643 GDP	WEISSENBORN-DIXON-SPENRATH	5	1
27	22	Mar 22	San Jose State	STEINKAMP, A	463 GDP	DIXON-WEISSENBORN-SPENRATH	6	1
28	24	Mar 23	San Jose State	CASTILLO, R.	463 GDP	KINKADE-DIXON-SPENRATH	7	1
29	25	Mar 28	at San Diego St.	JACKSON, J.	463 DP	McALISTER-DIXON-SPENRATH	6	0
30	27	Mar 29	at San Diego St.	CASTILLO, R.	463 GDP	McALISTER-DIXON-SPENRATH	1	0
31	31	Apr 9	at New Mexico St.	JACKSON, J.	36 DP	SPENRATH-DIXON	3	1
32	32	Apr 12	Fresno State	PENGELLY, D.	643 GDP	DIXON, D.-KINKADE, K.-SPENRATH, R.	3	1
33	32	Apr 12	Fresno State	STEINKAMP, A	643 GDP	DIXON, D.-KINKADE, K.-SPENRATH, R.	4	0
34	37	Apr 21	at Air Force	BANNISTER, W	463 DP	KINKADE, K.-DIXON, D.-SPENRATH, R.	7	1
35	39	Apr 23	at Texas Tech	STEINKAMP, A	643 GDP	WEISSENBORN-KINKADE, K.-SPENRATH, R.	5	0
36	41	Apr 27	San Diego State	RUSSELL, B.	543 GDP	McALISTER, J-KINKADE, K.-SPENRATH, R.	4	1
37	43	Apr 30	at New Mexico St.	LOPEZ, D.	643 GDP	DIXON, D.-KINKADE, K.-SPENRATH, R.	2	1
38	43	Apr 30	at New Mexico St.	LOPEZ, D.	463 GDP	KINKADE, K.-DIXON, D.-SPENRATH, R.	4	1
39	44	May 03	at UNLV	STEINKAMP, A	463 GDP	KINKADE, K.-WEISSENBORN-SPENRATH, R.	5	1
40	46	May 05	at UNLV	LOPEZ, D.	5-4-3 GDP	CARRIS, A.-KINKADE, K.-SPENRATH, R.	4	1
41	46	May 05	at UNLV	LOPEZ, D.	4-6-3 GDP	KINKADE, K.-WEISSENBORN-SPENRATH, R.	5	0

STOLEN BASE ATTEMPTS IN ORDER

GM#	DATE	OPPONENT	RUNNER	BASE	RESULT	INN	OUTS	COUNT	SCORE	RATIO	FINAL
1	Feb 16	vs Oregon St.	WALKER, K.	2	CS	1	0	3-3	0-0	0-1	L, 6-15
4	Feb 19	vs CSUB	MCALISTER, J	2	SB	5	0	-	4-0	1-2	W, 6-2
4	Feb 19	vs CSUB	SMITH, K.	2	CS	6	2	1-0	6-0	1-3	W, 6-2
4	Feb 19	vs CSUB	MCALISTER, J	2	SB	7	1	-	6-0	2-4	W, 6-2
5	Feb 22	S. Dakota St.	WOOD, T.	2	SB	2	1	-	0-3	3-5	L, 5-11
6	Feb 23	S. Dakota St.	STEPHENS, S.	2	SB	7	1	-	8-9	4-6	W, 12-11
7	Feb 24	S. Dakota St.	MCALISTER, J	2	SB	6	1	-	3-6	5-7	W, 9-8
8	Feb 24	S. Dakota St.	STEPHENS, S.	2	SB	3	2	-	6-1	6-8	W, 13-2
8	Feb 24	S. Dakota St.	WOOD, T.	2	SB	5	0	-	7-2	7-9	W, 13-2
9	Mar 01	Hofstra	STEPHENS, S.	2	SB	5	0	-	2-3	8-10	L, 9-10
9	Mar 01	Hofstra	STEPHENS, S.	3	SB	5	0	-	2-3	9-11	L, 9-10
9	Mar 01	Hofstra	STEPHENS, S.	2	SB	8	0	-	6-10	10-12	L, 9-10
10	Mar 02	Hofstra	WOOD, T.	2	SB	8	2	-	12-14	11-13	L, 15-16
10	Mar 02	Hofstra	WALKER, K.	2	CS	9	2	1-0	14-14	11-14	L, 15-16
11	Mar 02	Hofstra	WOOD, T.	2	CS	4	0	-	4-6	11-15	W, 11-7
12	Mar 03	Hofstra	STEPHENS, S.	2	SB	2	2	-	2-0	12-16	W, 9-6
12	Mar 03	Hofstra	STEPHENS, S.	2	CS	7	1	-	9-5	12-17	W, 9-6
13	Mar 05	Texas Tech	WOOD, T.	2	SB	2	1	-	0-7	13-18	L, 8-11
13	Mar 05	Texas Tech	WOOD, T.	2	SB	3	1	-	4-7	14-19	L, 8-11
13	Mar 05	Texas Tech	STEPHENS, S.	2	SB	7	2	-	8-11	15-20	L, 8-11
13	Mar 05	Texas Tech	STEPHENS, S.	2	SB	9	2	-	8-11	16-21	L, 8-11
14	Mar 09	UNLV	SPENRATH, R.	2	SB	7	0	3-3	5-2	17-22	W, 7-6
15	Mar 09	UNLV	SMITH, K.	2	SB	1	1	-	5-3	18-23	W, 31-15
17	Mar 12	at Arizona St.	WOOD, T.	2	SB	4	1	-	2-3	19-24	W, 6-4
17	Mar 12	at Arizona St.	WALKER, K.	2	SB	5	2	-	3-3	20-25	W, 6-4
17	Mar 12	at Arizona St.	WOOD, T.	2	SB	8	1	-	6-3	21-26	W, 6-4
17	Mar 12	at Arizona St.	STEPHENS, S.	2	CS	9	1	-	6-4	21-27	W, 6-4
18	Mar 15	at Nevada	WOOD, T.	2	SB	2	0	-	0-0	22-28	L, 2-13
18	Mar 15	at Nevada	WOOD, T.	2	SB	4	0	-	1-5	23-29	L, 2-13
20	Mar 17	at Nevada	WOOD, T.	2	CS	5	0	-	8-7	23-30	W, 10-8
22	Mar 22	San Jose St.	SPENRATH, R.	2	SB	1	2	-	1-1	24-31	L, 13-16
24	Mar 23	San Jose St.	SPENRATH, R.	2	SB	2	2	-	6-3	25-32	W, 17-4
25	Mar 28	at San Diego St.	ASBY, W.	2	SB	4	2	-	0-0	26-33	W, 5-2
25	Mar 28	at San Diego St.	DIXON, D.	2	SB	6	1	-	5-0	27-34	W, 5-2
27	Mar 29	at San Diego St.	SPENRATH, R.	2	SB	4	1	3-3	0-6	28-35	L, 0-13
29	Apr 05	Sam Houston	WALKER, K.	2	CS	3	2	3-2	2-15	28-36	L 14-23
30	Apr 07	Sam Houston	STEPHENS, S.	2	CS	5	1	-	1-8	28-37	L 3-14
33	Apr 13	Fresno State	WOOD, T.	2	SB	3	0	-	5-4	29-38	L 19-23
34	Apr 14	Fresno State	WOOD, T.	2	SB	2	1	-	1-0	30-39	W 6-2
37	Apr 21	at Air Force	WOOD, T.	2	CS	2	1	-	0-0	30-40	W 6-5
38	Apr 21	at Air Force	ASBY, W.	2	CS	1	1	3-3	0-0	30-41	L 7-18
39	Apr 23	at Texas Tech	KINKADE, K.	2	SB	1	0	3-3	0-0	31-42	W 17-3
39	Apr 23	at Texas Tech	WOOD, T.	2	SB	2	0	-	0-1	32-43	W 17-3
39	Apr 23	at Texas Tech	WALKER, K.	2	SB	6	2	-	8-3	33-44	W 17-3
43	Apr 30	at New Mexico St.	WOOD, T.	2	SB	3	2	-	4-1	34-45	L 8-10
44	May 03	at UNLV	CARRIS, A.	2	SB	6	2	-	6-4	35-46	W 15-8
44	May 03	at UNLV	SPENRATH, R.	2	SB	7	2	-	8-4	36-47	W 15-8
45	May 04	at UNLV	WOOD, T.	2	SB	5	1	-	5-4	37-48	L 8-13
46	May 05	at UNLV	WOOD, T.	2	SB	6	2	-	4-2	38-49	W 14-2

2024 NEW MEXICO PITCH MIXES AND VELO RANGES

#6 BRIAN MCBROOM (RHP)

2-SEAM FB 87-90
SL 77-79
CH 76-77

#13 BRETT RUSSELL (RHP)

FB 90-94
CB 80-83
SPLT 81-83

#17 CRISTIAN MOGEN (RHP)

FB 88-91
CB 74-76
CH 78-80

#19 JUSTIN STILL (LHP)

FB 88-90
SL 78-80
SPLT 74-76

#23 JAREN JACKSON (LHP)

FB 89-93
SL 78-80
CH 76-78

#27 DAVID LOPEZ (RHP)

FB 90-96
SL 82-84
CB 74-77
SPLT 84-87

#29 WYATT HARDY (RHP)

FB 89-92
SL 76-78
CUT 81-83
CB 72-74
CH 79-81

#31 DAYNE PENGELLY (RHP)

FB 92-95 (97)
SL 83-85
CH 85-87

#33 DAXTON PURSER (LHP)

FB 88-92
CB 74-76
SL 71-73

#34 JOSH BARNHOUSE (RHP)

FB 88-90
CB 73-75
SL 79-82
CH 79-81

#40 WIL BANNISTER (RHP)

FB 88-91
CUT 77-79
SL 73-75
CB 68-70

BY PITCH COUNT

Pitchers	vs	BF	NP	Avg	Balls	Strikes	%Strik	BB	K	H	Fly	Gnd	InPlay
BAKER-LIVING	all	25	99	4.0	33	66	66.7	1	8	6	4	4	14
BANNISTER, W	all	206	722	3.5	270	452	62.6	19	27	49	68	36	155
BARNHOUSE, J	all	166	634	3.8	228	406	64.0	16	34	48	39	26	114
CASTILLO, R.	all	103	362	3.5	139	223	61.6	6	22	37	12	21	72
HARDY, W.	all	52	205	3.9	76	129	62.9	4	12	21	6	9	36
JACKSON, J.	all	201	791	3.9	308	483	61.1	22	41	62	35	30	137
LEHMBECK, B.	all	13	50	3.8	19	31	62.0	1	2	6	2	2	10
LOPEZ, D.	all	276	984	3.6	387	597	60.7	23	40	80	49	73	209
MCBROOM, B.	all	80	285	3.6	111	174	61.1	8	11	20	21	15	59
MOGEN, C.	all	8	26	3.2	9	17	65.4	0	0	2	3	3	8
NEIL, A.	all	32	144	4.5	87	57	39.6	13	5	3	3	4	11
PENGELLY, D.	all	204	830	4.1	337	493	59.4	27	40	60	27	40	132
PURSER, D.	all	159	653	4.1	267	386	59.1	26	33	32	36	21	93
ROMERO, B.	all	3	12	4.0	9	3	25.0	2	0	0	1	0	1
RUSSELL, B.	all	192	697	3.6	246	451	64.7	13	35	47	44	44	143
STEINKAMP, A	all	167	605	3.6	207	398	65.8	14	18	52	33	42	132
STILL, J.	all	69	289	4.2	139	150	51.9	15	11	15	10	12	39

LOBO HOME RUN TRACKER

NO.	PLAYER	GM#	DATE	OPPONENT	ON BASE	INN	OUTS	COUNT	SCORE	FINAL
1.	Jake Holland (1)	1	Feb 16	vs Oregon State	0	8	1	0-0	1-15	L, 6-15
2.	Josh McAlister (1)	2	Feb 17	vs CSU Bakersfield	0*	2	0	0-0	0-0	W, 4-3
3.	Will Asby (1)	2	Feb 17	vs CSU Bakersfield	0	2	0	3-1	1-0	W, 4-3
4.	Will Asby (2)	2	Feb 17	vs CSU Bakersfield	0	4	2	1-1	2-1	W, 4-3
5.	Will Asby (3)	8	Feb 24	South Dakota State	1	1	1	2-1	0-0	W, 13-2
6.	Gene Trujillo (1)	8	Feb 24	South Dakota State	1	7	0	1-1	11-2	W, 13-2
7.	Will Asby (4)	9	Mar 01	Hofstra	1	8	1	0-1	6-10	L, 9-10
8.	Kyle Smith (1)	10	Mar 02	Hofstra	1	6	0	3-2	7-8	L, 15-16
9.	Ethan Ott (1)	11	Mar 02	Hofstra	1	3	1	1-1	2-6	W, 11-7
10.	Jake Holland (2)	11	Mar 02	Hofstra	1	5	1	0-0	5-7	W, 11-7
11.	Tye Wood (1)	11	Mar 02	Hofstra	0	5	1	3-1	7-7	W, 11-7
12.	Jake Holland (3)	11	Mar 02	Hofstra	2	6	2	1-0	8-7	W, 11-7
13.	Jake Holland (4)	12	Mar 03	Hofstra	1	2	0	1-2	0-0	W, 9-6
14.	Tye Wood (2)	12	Mar 03	Hofstra	3#	4	2	0-1	3-2	W, 9-6
15.	Ethan Ott (2)	14	Mar 09	UNLV	0	2	1	0-0	0-1	W, 7-6
16.	Will Asby (5)	15	Mar 09	UNLV	3#	3	1	0-0	16-7	W, 31-15
17.	Kyle Smith (2)	15	Mar 09	UNLV	2	6	2	1-0	22-15	W, 31-15
18.	Reed Spenrath (1)	16	Mar 10	UNLV	2	6	1	1-2	2-4	W, 6-5
19.	Reed Spenrath (2)	17	Mar 12	at Arizona State	1	4	1	2-1	0-3	W, 6-4
20.	Devon Dixon (1)	17	Mar 12	at Arizona State	2	6	1	2-0	3-3	W, 6-4
21.	Reed Spenrath (3)	20	Mar 17	at Nevada	2	1	1	1-0	0-0	W, 10-8
22.	Jake Holland (5)	20	Mar 17	at Nevada	1	7	0	0-1	8-7	W, 10-8
23.	Will Asby (6)	21	Mar 19	New Mexico State	3#	3	2	3-1	3-5	W, 14-4
24.	Devon Dixon (2)	21	Mar 19	New Mexico State	0	4	2	1-1	9-3	W, 14-4
25.	Reed Spenrath (4)	21	Mar 19	New Mexico State	0	6	1	2-0	9-4	W, 14-4
26.	Jake Holland (6)	22	Mar 22	San Jose State	2	2	2	2-0	3-3	L, 13-16
27.	Will Asby (7)	23	Mar 23	San Jose State	0*	5	0	0-0	2-2	W, 7-5
28.	Jake Holland (7)	23	Mar 23	San Jose State	0*	7	0	0-0	3-4	W, 7-5
29.	Gene Trujillo (2)	24	Mar 23	San Jose State	0*	2	0	1-0	1-3	W, 17-4
30.	Jake Holland (8)	24	Mar 23	San Jose State	2	2	2	0-0	3-3	W, 17-4
31.	Josh McAlister (2)	24	Mar 23	San Jose State	1	5	2	1-2	12-4	W, 17-4
32.	Jake Holland (9)	24	Mar 23	San Jose State	2	6	1	0-0	14-4	W, 17-4
33.	Jake Holland (10)	26	Mar 29	at San Diego State	2	8	1	0-0	0-5	L, 6-8
34.	Reed Spenrath (5)	26	Mar 29	at San Diego State	0	8	1	0-0	3-5	L, 6-8
35.	Gene Trujillo (3)	29	April 5	Sam Houston	1	2	0	0-0	0-13	L, 14-23
36.	Josh McAlister (3)	29	April 5	Sam Houston	0	4	1	2-1	5-15	L, 14-23
37.	Reed Spenrath (6)	29	April 5	Sam Houston	1	6	1	2-1	11-21	L, 14-23
38.	Jake Holland (11)	33	Apr 13	Fresno State	1	6	0	3-2	9-6	L 19-23
39.	Jake Holland (12)	33	Apr 13	Fresno State	2	9	0	0-0	12-23	L 19-23
40.	Jake Holland (13)	34	Apr 14	Fresno State	0	1	2	2-0	0-0	W 6-2
41.	Reed Spenrath (7)	34	Apr 14	Fresno State	0	6	1	2-1	1-1	W 6-2
42.	Reed Spenrath (8)	36	April 19	at Air Force	0*	2	0	1-1	0-2	L 3-12
43.	Will Asby (8)	37	April 21	at Air Force	2	5	1	0-0	1-2	W 6-5
44.	Reed Spenrath (9)	38	April 21	at Air Force	0*	2	0	0-0	0-2	L 7-18
45.	Will Asby (9)	39	Apr 23	at Texas Tech	0	7	0	2-0	8-3	W 17-3
46.	Weissenborn (1)	39	Apr 23	at Texas Tech	0	8	1	2-2	9-3	W 17-3
47.	Khalil Walker (1)	39	Apr 23	at Texas Tech	0	8	1	1-2	10-3	W 17-3
48.	Will Asby (10)	39	Apr 23	at Texas Tech	3#	9	2	0-1	13-3	W 17-3
49.	Josh McAlister (4)	41	Apr 27	San Diego State	0	5	1	0-0	6-0	W 19-5
50.	Gene Trujillo (4)	41	Apr 27	San Diego State	2	8	1	0-1	16-0	W 19-5
51.	McAlister (5)	42	Apr 28	San Diego State	0	6	1	3-2	1-7	W 9-7
52.	Khalil Walker (2)	42	Apr 28	San Diego State	0	6	2	2-1	2-7	W 9-7
53.	Devon Dixon (3)	42	Apr 28	San Diego State	3#	9	1	1-0	5-7	W 9-7
54.	Kyle Smith (3)	43	Apr 30	at New Mexico State	3#	3	2	1-0	0-1	L 8-10
55.	Tye Wood (3)	44	May 03	at UNLV	0*	5	0	0-1	0-1	W 15-8
56.	Spennrath (10)	44	May 03	at UNLV	1	6	1	3-2	2-4	W 15-8
57.	Jake Holland (14)	44	May 03	at UNLV	1	7	1	0-2	6-4	W 15-8
58.	Weissenborn (2)	45	May 04	at UNLV	1	2	1	0-1	0-0	L 8-13
59.	Spennrath (11)	45	May 04	at UNLV	0	6	2	0-0	6-10	L 8-13
60.	Jake Holland (15)	46	May 05	at UNLV	0*	4	0	1-2	0-1	W 14-2
61.	Ethan Ott (3)	46	May 05	at UNLV	1	4	0	1-0	1-1	W 14-2
62.	Khalil Walker (3)	46	May 05	at UNLV	2	7	2	3-1	9-2	W 14-2

* - Leadoff Home Run

- Grand Slam

MISCELLANEOUS HITTING

Multiple Hit Games	2	3	4	5+	Total
30 SPENRATH, Reed	18	2	2	-	22
15 WALKER, Khalil	12	2	1	1	16
12 ASBY, Will	5	8	3	-	16
18 HOLLAND, Jake	6	6	1	1	14
8 KINKADE, Konner	10	3	-	-	13
4 WOOD, Tye	8	3	-	-	11
24 SMITH, Kyle	6	-	1	1	8
11 STEPHENS, Sean	5	2	-	-	7
14 CARRIS, Akili	5	2	-	-	7
9 MCALISTER, Josh	5	2	-	-	7
47 OTT, Ethan	4	2	-	-	6
2 WEISSENBORN, Chase	3	3	-	-	6
3 DIXON, Devon	4	2	-	-	6
43 TRUJILLO, Gene	2	1	-	-	3
26 MANSY, Luke	-	1	-	-	1
TEAM	93	39	8	3	143

Multiple RBI Games	2	3	4	5+	Total
18 HOLLAND, Jake	5	4	-	4	13
12 ASBY, Will	5	1	3	2	11
30 SPENRATH, Reed	6	4	-	1	11
4 WOOD, Tye	8	1	1	-	10
8 KINKADE, Konner	4	2	1	-	7
11 STEPHENS, Sean	6	-	-	-	6
14 CARRIS, Akili	3	3	-	-	6
2 WEISSENBORN, Chase	-	3	2	-	5
3 DIXON, Devon	3	-	2	-	5
43 TRUJILLO, Gene	2	2	-	-	4
47 OTT, Ethan	2	2	-	-	4
9 MCALISTER, Josh	1	2	1	-	4
24 SMITH, Kyle	1	-	1	2	4
15 WALKER, Khalil	1	2	-	-	3
26 MANSY, Luke	1	-	-	-	1
TEAM	48	26	11	9	94

Hitting Streaks	Longest	Current
15 WALKER, Khalil	17	17
18 HOLLAND, Jake	10	5
4 WOOD, Tye	10	10
30 SPENRATH, Reed	10	3
47 OTT, Ethan	9	2
12 ASBY, Will	8	1
11 STEPHENS, Sean	7	2
3 DIXON, Devon	6	-
8 KINKADE, Konner	6	4
14 CARRIS, Akili	6	1
43 TRUJILLO, Gene	5	-
9 MCALISTER, Josh	4	-
26 MANSY, Luke	3	-
24 SMITH, Kyle	3	-
2 WEISSENBORN, Chase	3	3
10 MUNGUIA, Austin	1	-

Reached Base Streaks	Longest	Current
30 SPENRATH, Reed	28	28
15 WALKER, Khalil	17	17
18 HOLLAND, Jake	16	16
9 MCALISTER, Josh	14	-
4 WOOD, Tye	13	10
11 STEPHENS, Sean	12	3
3 DIXON, Devon	11	1
12 ASBY, Will	10	10
2 WEISSENBORN, Chase	10	3
47 OTT, Ethan	10	2
8 KINKADE, Konner	9	9
24 SMITH, Kyle	7	-
14 CARRIS, Akili	7	1
26 MANSY, Luke	5	-
43 TRUJILLO, Gene	5	-
10 MUNGUIA, Austin	1	-

LAST WEEK'S STATS (AT NEW MEXICO ST., AT UNLV)

Record: 2-2 Home: 0-0 Away: 2-2 MW: 2-1

Player	avg	gp-gs	ab	r	h	2b	3b	hr	rbi	tb	slg%	bb	hp	so	gdp	ob%	sf	sh	sb-att	po	a	e	fld%	
18 HOLLAND, Jake	.500	3-3	14	3	7	0	1	2	7	15	1.071	0	1	2	0	.500	1	0	0-0	18	1	0	1.000	
4 WOOD, Tye	.500	4-4	12	7	6	1	2	1	5	14	1.167	6	0	2	0	.667	0	0	3-3	4	0	1	.800	
30 SPENRATH, Reed	.429	4-4	14	7	6	0	0	2	4	12	.857	7	0	4	0	.619	0	0	1-1	32	0	1	.970	
14 CARRIS, Akili	.417	4-2	12	1	5	1	0	0	5	6	.500	0	0	2	0	.385	1	0	1-1	3	4	0	1.000	
15 WALKER, Khalil	.400	4-4	15	5	6	0	0	1	3	9	.600	4	0	3	0	.526	0	0	0-0	10	0	0	1.000	
2 WEISSENBORN, Chase	.400	3-3	10	3	4	0	0	1	4	7	.700	1	0	1	0	.417	1	0	0-0	4	10	0	1.000	
12 ASBY, Will	.313	4-4	16	6	5	2	0	0	3	7	.438	5	0	5	0	.455	1	0	0-0	10	0	0	1.000	
8 KINKADE, Konner	.273	4-4	22	4	6	1	0	0	1	7	.318	0	0	5	0	.273	0	1	0-0	11	15	1	.963	
24 SMITH, Kyle	.182	3-3	11	2	2	0	0	1	4	5	.455	2	0	4	0	.308	0	0	0-0	4	0	0	1.000	

47 OTT, Ethan	.667	3-1	6	2	4	0	0	1	3	7	1.167	0	0	1	0	.667	0	0	0-0	0	0	0	.000	
11 STEPHENS, Sean	.500	2-0	2	2	1	0	0	0	0	1	.500	0	0	1	0	.500	0	0	0-0	0	0	0	.000	
43 TRUJILLO, Gene	.167	3-1	6	2	1	0	0	0	1	1	.167	1	0	1	0	.286	0	0	0-0	0	0	0	.000	
3 DIXON, Devon	.000	4-1	6	1	0	0	0	0	1	0	.000	1	0	3	0	.143	0	0	0-0	2	5	0	1.000	
9 MCALISTER, Josh	.000	3-2	5	0	0	0	0	0	0	0	.000	0	0	1	0	.000	0	0	0-0	0	1	3	.250	
Totals	.351	4	151	45	53	5	3	9	41	91	.603	27	1	35	0	.443	4	1	5-5	98	37	6	.957	
Opponents	.317	4	139	33	44	11	1	4	30	69	.496	17	5	22	5	.405	2	0	2-2	102	21	4	.969	

LOB - Team (37), Opp (32). DPs turned - Team (5), Opp (1). Picked off - KINKADE, K. 2.

(this week Sorted by Earned run avg)

Player	era	w-l	app	gs	cg	sho	sv	ip	h	r	er	bb	so	2b	3b	hr	b/avg	wp	hp	bk	sfa	sha
27 LOPEZ, David	5.23	1-0	2	1	0	0/0	0	10.1	12	6	6	5	9	4	0	0	.293	1	1	0	0	0
31 PENGELLY, Dayne	8.31	0-0	1	1	0	0/0	0	4.1	7	4	4	3	2	2	0	0	.350	0	1	0	0	0
13 RUSSELL, Brett	10.80	0-1	1	1	0	0/0	0	5.0	9	10	6	3	3	3	0	1	.375	1	0	0	0	0
35 STEINKAMP, Arthur	12.46	1-0	2	0	0	0/0	0	4.1	6	6	6	2	1	1	1	0	.353	0	0	0	1	0

23 JACKSON, Jaren	0.00	0-0	2	0	0	0/0	0	1.1	1	1	0	1	2	0	0	0	.167	0	1	0	0	0
33 PURSER, Daxton	0.00	0-0	1	1	0	0/0	0	1.0	0	0	0	1	1	0	0	0	.000	0	1	0	0	0
34 BARNHOUSE, Josh	0.00	0-0	1	0	0	0/0	0	1.0	0	0	0	0	1	0	0	0	.000	0	0	0	0	0
19 STILL, Justin	0.00	0-0	1	0	0	0/0	0	0.1	0	0	0	0	0	0	0	0	.000	0	1	0	0	0
40 BANNISTER, Wil	7.71	0-0	2	0	0	0/0	0	2.1	3	2	2	0	1	0	0	2	.300	1	0	0	1	0
39 CASTILLO, Ryan	13.50	0-1	2	0	0	0/0	0	2.2	6	4	4	2	2	1	0	1	.429	0	0	0	0	0
Totals	7.71	2-2	4	4	0	0/0	0	32.2	44	33	28	17	22	11	1	4	.317	3	5	0	2	0
Opponents	11.12	2-2	4	4	0	0/0	0	34.0	53	45	42	27	35	5	3	9	.351	2	1	0	4	1

PB - Team (1), SMITH, K. 1. Pickoffs - Team (0), Opp (1). SBA/ATT - SMITH, K. (1-1), RUSSELL, B. (1-1), HOLLAND, J. (1-1), STEINKAMP, A (1-1).

LAST TIME VS. NEVADA (MARCH 15-17)

Record: 1-2 Home: 0-0 Away: 1-2 MW: 1-2

Player	avg	gp-gs	ab	r	h	2b	3b	hr	rbi	tb	slg%	bb	hp	so	gdp	ob%	sf	sh	sb-att	po	a	e	fld%
2 WEISSENBORN, Chase	.500	3-3	10	0	5	0	0	0	1	5	.500	1	0	2	0	.545	0	0	0-0	4	6	1	.909
18 HOLLAND, Jake	.462	3-3	13	4	6	4	0	1	3	13	1.000	1	0	2	1	.500	0	0	0-0	26	2	0	1.000
4 WOOD, Tye	.400	3-3	10	3	4	0	0	0	1	4	.400	1	2	0	0	.538	0	0	2-3	1	0	0	1.000
30 SPENRATH, Reed	.333	3-3	12	3	4	1	2	1	5	12	1.000	1	0	3	0	.385	0	0	0-0	16	2	0	1.000
3 DIXON, Devon	.200	3-3	10	0	2	1	0	0	3	3	.300	2	0	0	0	.333	0	0	0-0	3	5	0	1.000
12 ASBY, Will	.200	3-3	10	4	2	1	0	0	0	3	.300	3	1	0	0	.429	0	0	0-0	6	0	0	1.000
15 WALKER, Khalil	.077	3-3	13	1	1	0	0	0	0	1	.077	0	0	3	0	.077	0	2	0-0	11	0	0	1.000
11 STEPHENS, Sean	.000	3-2	8	0	0	0	0	0	0	0	.000	0	1	3	0	.111	0	0	0-0	5	0	0	1.000

8 KINKADE, Konner	.400	2-1	5	0	2	0	0	0	0	2	.400	0	0	2	1	.400	0	0	0-0	1	1	1	.667
14 CARRIS, Akili	.250	2-1	4	0	1	0	0	0	1	1	.250	0	0	2	0	.250	0	1	0-0	0	1	0	1.000
24 SMITH, Kyle	.000	2-1	2	0	0	0	0	0	0	0	.000	1	1	1	0	.500	0	0	0-0	0	0	0	.000
26 MANSY, Luke	.000	1-1	2	0	0	0	0	0	0	0	.000	1	0	1	0	.333	0	0	0-0	0	1	0	1.000
10 MUNGUIA, Austin	.000	1-0	1	0	0	0	0	0	0	0	.000	0	0	0	0	.000	0	0	0-0	2	0	0	1.000
Totals	.270	3	100	15	27	7	2	2	14	44	.440	11	5	19	2	.371	0	3	2-3	75	21	2	.980
Opponents	.346	3	107	25	37	10	0	5	23	62	.579	14	4	27	2	.433	2	1	2-3	81	36	1	.992

LOB - Team (23), Opp (28). DPs turned - Team (2), Opp (3). Picked off - WEISSENBORN 1.

(AT NEVADA Sorted by Earned run avg)

Player	era	w-l	app	gs	cg	sho	sv	ip	h	r	er	bb	so	2b	3b	hr	b/avg	wp	hp	bks	sfa	sha	
33 PURSER, Daxton	0.00	0-0	1	1	0	0/0	0	6.0	2	0	0	4	6	1	0	0	.105	0	0	0	0	1	
34 BARNHOUSE, Josh	4.91	0-0	2	0	0	0/0	1	3.2	2	2	2	1	5	1	0	0	.182	0	0	0	1	0	
35 STEINKAMP, Arthur	6.00	1-0	1	0	0	0/0	0	3.0	4	2	2	1	2	3	0	0	.308	2	0	0	0	0	
39 CASTILLO, Ryan	9.00	0-0	1	0	0	0/0	0	3.0	4	3	3	1	6	1	0	1	.333	0	0	0	1	0	
40 BANNISTER, Wil	18.00	0-0	1	1	0	0/0	0	3.0	9	6	6	1	3	2	0	0	.500	1	2	0	0	0	
27 LOPEZ, David	21.00	0-1	1	1	0	0/0	0	3.0	8	8	7	2	2	2	0	1	.471	0	0	0	0	0	

13 RUSSELL, Brett	0.00	0-0	1	0	0	0/0	0	0.1	0	0	0	0	0	0	0	0	.000	0	0	0	0	0	
23 JACKSON, Jaren	6.75	0-1	1	0	0	0/0	0	1.1	4	1	1	0	0	0	0	1	.500	0	0	0	0	0	
19 STILL, Justin	9.00	0-0	1	0	0	0/0	0	1.0	2	1	1	1	1	0	0	1	.500	0	0	0	0	0	
48 NEIL, Andrew	13.50	0-0	1	0	0	0/0	0	0.2	1	1	1	2	2	0	0	0	.333	0	1	1	0	0	
6 MCBROOM, Brian	99.00	0-0	1	0	0	0/0	0	0.0	1	1	1	1	0	0	0	1	1.000	0	1	0	0	0	
Totals	8.64	1-2	3	3	0	0/0	1	25.0	37	25	24	14	27	10	0	5	.346	3	4	1	2	1	
Opponents	5.00	2-1	3	3	0	0/0	0	27.0	27	15	15	11	19	7	2	2	.270	1	5	0	0	3	

Pickoffs - Team (1), PURSER, D. 1, Opp (1). SBA/ATT - HOLLAND, J. (2-2), CASTILLO, R. (1-1), PURSER, D. (0-1), LOPEZ, D. (1-1).

LAST 10 GAMES

Record: 7-3 Home: 3-0 Away: 4-3 MW: 6-2

Player	avg	gp-gs	ab	r	h	2b	3b	hr	rbi	tb	slg%	bb	hp	so	gdp	ob%	sf	sh	sb-att	po	a	e	fld%
15 WALKER, Khalil	.500	10-10	34	12	17	3	0	3	6	29	.853	10	1	5	0	.622	0	1	1-1	25	1	0	1.000
4 WOOD, Tye	.457	10-10	35	11	16	3	4	1	13	30	.857	9	0	8	0	.532	3	0	4-5	17	0	1	.944
12 ASBY, Will	.442	10-10	43	14	19	4	1	3	15	34	.791	8	0	7	0	.509	2	0	0-1	26	0	0	1.000
2 WEISSENBORN, Chase	.409	7-7	22	6	9	0	0	2	12	15	.682	3	2	5	0	.500	1	0	0-0	6	19	0	1.000
30 SPENRATH, Reed	.400	10-10	40	16	16	3	0	3	10	28	.700	11	0	13	0	.529	0	0	1-1	80	0	1	.988
18 HOLLAND, Jake	.375	9-9	40	10	15	1	1	2	10	24	.600	2	2	8	2	.413	2	0	0-0	50	6	0	1.000
8 KINKADE, Konner	.271	10-10	48	8	13	2	0	0	6	15	.313	2	1	5	0	.308	1	2	1-1	22	28	1	.980
24 SMITH, Kyle	.222	8-8	27	9	6	0	0	1	5	9	.333	6	1	5	0	.382	0	0	0-0	12	0	0	1.000
9 MCALISTER, Josh	.217	8-6	23	4	5	0	0	2	4	11	.478	4	0	8	1	.321	1	0	0-0	0	7	4	.636

11 STEPHENS, Sean	.667	6-0	3	5	2	1	0	0	2	3	1.000	1	0	1	0	.750	0	0	0-0	2	0	0	1.000
47 OTT, Ethan	.556	6-2	9	4	5	0	0	1	3	8	.889	1	1	1	0	.636	0	0	0-0	0	0	0	.000
43 TRUJILLO, Gene	.300	7-1	10	3	3	1	0	1	4	7	.700	4	0	3	0	.500	0	0	0-0	0	0	0	.000
3 DIXON, Devon	.286	10-3	14	7	4	0	0	1	6	7	.500	4	0	3	0	.444	0	0	0-0	7	17	1	.960
14 CARRIS, Akili	.278	7-4	18	2	5	1	0	0	6	6	.333	1	0	3	0	.300	1	0	1-1	3	7	1	.909
10 MUNGUIA, Austin	.000	1-0	1	0	0	0	0	0	0	0	.000	0	0	1	0	.000	0	0	0-0	2	0	1	.667
Totals	.368	10	367	111	135	19	6	20	102	226	.616	66	8	76	3	.462	11	3	8-10	252	89	10	.972
Opponents	.298	10	346	75	103	22	4	15	66	178	.514	41	11	67	7	.385	5	0	9-10	250	73	10	.970

LOB - Team (94), Opp (76). DPs turned - Team (8), Opp (5). IBB - Team (1), MCALISTER, J 1. Picked off - KINKADE, K. 2.

(LAST 10 GAMES Sorted by Earned run avg)

Player	era	w-l	app	gs	cg	sho	sv	ip	h	r	er	bb	so	2b	3b	hr	b/avg	wp	hp	bk	sfa	sha	
13 RUSSELL, Brett	4.00	2-1	3	3	0	0/0	0	18.0	16	12	8	6	13	3	1	2	.229	2	3	0	0	0	
31 PENGELLY, Dayne	6.97	0-0	2	2	0	0/0	0	10.1	13	8	8	7	11	4	0	2	.302	1	1	0	0	0	
27 LOPEZ, David	10.12	1-1	3	2	0	0/0	0	13.1	21	16	15	6	13	5	0	3	.356	2	2	0	0	0	

33 PURSER, Daxton	0.00	0-0	1	1	0	0/0	0	1.0	0	0	0	1	1	0	0	0	.000	0	1	0	0	0	
40 BANNISTER, Wil	4.82	1-0	6	0	0	0/0	1	9.1	6	5	5	2	5	0	0	4	.182	2	0	0	1	0	
6 MCBROOM, Brian	5.40	0-0	2	0	0	0/0	0	1.2	2	1	1	1	0	1	0	0	.333	0	1	0	1	0	
34 BARNHOUSE, Josh	5.87	0-0	3	2	0	0/0	0	7.2	10	5	5	2	8	3	0	2	.313	0	0	0	1	0	
23 JACKSON, Jaren	5.87	1-0	6	0	0	0/0	0	7.2	10	6	5	4	8	1	1	0	.294	1	1	0	0	0	
35 STEINKAMP, Arthur	8.31	2-0	5	0	0	0/0	0	8.2	13	8	8	5	2	2	1	0	.371	0	0	0	1	0	
39 CASTILLO, Ryan	13.50	0-1	2	0	0	0/0	0	2.2	6	4	4	2	2	1	0	1	.429	0	0	0	0	0	
48 NEIL, Andrew	13.50	0-0	2	0	0	0/0	0	2.0	2	6	3	4	3	0	1	0	.250	0	1	0	1	0	
29 HARDY, Wyatt	13.50	0-0	1	0	0	0/0	0	1.1	2	2	2	0	1	1	0	1	.333	0	0	0	0	0	
19 STILL, Justin	54.00	0-0	2	0	0	0/0	0	0.1	2	2	2	1	0	1	0	0	.667	0	1	0	0	0	
Totals	7.07	7-3	10	10	0	0/0	1	84.0	103	75	66	41	67	22	4	15	.298	8	11	0	5	0	
Opponents	11.12	3-7	10	10	0	0/0	0	83.1	135	111	103	66	76	19	6	20	.368	8	8	1	11	3	

PB - Team (1), SMITH, K. 1. Pickoffs - Team (0), Opp (1). SBA/ATT - HOLLAND, J. (8-9), RUSSELL, B. (5-5), BARNHOUSE, J (1-1), SMITH, K. (1-1), BANNISTER, W (1-1), STEINKAMP, A (1-1), PENGELLY, D. (0-1), JACKSON, J. (1-1).

2024 SEASON / CAREER STATS COMPARISON

Player	SEASON													CAREER												
	Avg	G-GS	AB	R	H	2B	3B	HR	RBI	BB	Hbp	SO	Sb-Att	Avg	G-GS	AB	R	H	2B	3B	HR	RBI	BB	Hbp	SO	Sb-Att
15 WALKER, Khalil	.410	42-35	134	40	55	9	0	3	18	29	2	20	2-5	.410	42-35	134	40	55	9	0	3	18	29	2	20	2-5
18 HOLLAND, Jake	.383	36-35	141	39	54	14	2	15	55	11	4	28	0-0	.357	77-69	291	68	104	21	3	27	94	19	5	60	0-0
30 SPENRATH, Reed	.354	46-45	175	49	62	16	4	11	39	38	2	50	5-5	.337	96-95	365	103	123	27	8	30	104	72	3	120	8-8
12 ASBY, Will	.339	46-44	180	51	61	16	2	10	50	28	6	24	1-2	.339	46-44	180	51	61	16	2	10	50	28	6	24	1-2
4 WOOD, Tye	.326	43-41	135	40	44	7	4	3	31	34	12	31	15-18	.326	43-41	135	40	44	7	4	3	31	34	12	31	15-18
8 KINKADE, Konner	.318	39-31	132	28	42	7	0	0	27	13	7	20	1-1	.303	74-41	188	41	57	11	0	2	39	28	8	28	1-1
24 SMITH, Kyle	.290	31-25	100	28	29	8	0	3	23	15	8	18	1-2	.283	91-55	233	55	66	14	5	11	54	37	18	46	3-4
9 MCALISTER, Josh	.269	28-24	93	18	25	3	1	5	17	12	1	29	3-3	.269	28-24	93	18	25	3	1	5	17	12	1	29	3-3
3 DIXON, Devon	.230	45-38	135	30	31	7	1	3	24	24	2	32	1-1	.254	94-83	299	68	76	17	1	9	51	40	4	61	3-4
47 OTT, Ethan	.359	24-17	64	14	23	4	0	3	18	11	4	20	0-0	.359	24-17	64	14	23	4	0	3	18	11	4	20	0-0
43 TRUJILLO, Gene	.333	22-8	42	13	14	3	0	4	13	7	1	14	0-0	.333	22-8	42	13	14	3	0	4	13	7	1	14	0-0
2 WEISSENBORN, Chase	.323	20-20	65	8	21	3	0	2	19	7	2	17	0-0	.280	144-137	475	88	133	26	4	3	72	51	11	112	7-10
14 CARRIS, Akili	.315	27-23	89	19	28	6	0	0	23	6	0	20	1-1	.302	35-23	96	21	29	6	0	0	23	6	1	22	1-1
11 STEPHENS, Sean	.310	35-21	84	16	26	2	2	0	13	13	5	16	8-13	.305	109-56	259	58	79	11	3	4	35	30	8	57	18-26
10 MUNGUJA, Austin	.250	6-0	4	0	1	0	0	0	0	0	0	2	0-0	.250	6-0	4	0	1	0	0	0	0	0	0	2	0-0
26 MANSY, Luke	.194	14-7	31	8	6	1	0	0	3	12	0	5	0-0	.194	14-7	31	8	6	1	0	0	3	12	0	5	0-0
48 NEIL, Andrew	.000	3-0	0	2	0	0	0	0	0	0	0	0	0-0	.000	3-0	0	2	0	0	0	0	0	0	0	0	0-0
Totals	.325	46-46	1604	403	522	106	16	62	373	260	56	346	38-51													
Opponents	.327	46-46	1656	399	542	127	22	62	364	210	60	339	59-68													

(All games Sorted by Earned run avg)

Player	SEASON													CAREER												
	ERA	W-L	App	GS	CG	Sho	Sv	IP	H	R	ER	BB	SO	ERA	W-L	App	GS	CG	Sho	Sv	IP	H	R	ER	BB	SO
27 LOPEZ, David	7.89	4-2	12	9	0	0	0	57.0	80	55	50	23	40	7.89	4-2	12	9	0	0	0	57.0	80	55	50	23	40
17 MOGEN, Cristian	0.00	1-0	1	0	0	0	0	2.0	2	0	0	0	0	0.00	1-0	1	0	0	0	0	2.0	2	0	0	0	0
22 BAKER-LIVINGSTON,B	3.00	0-0	2	2	0	0	0	6.0	6	2	2	1	8	8.89	2-5	24	8	0	0	0	52.2	87	53	52	22	36
40 BANNISTER, Wil	5.24	2-0	19	5	0	0	3	44.2	50	28	26	19	27	6.50	3-3	35	6	0	0	4	63.2	81	49	46	27	38
19 STILL, Justin	6.08	1-0	14	0	0	0	1	13.1	15	11	9	15	11	7.93	2-5	44	5	0	0	1	64.2	85	65	57	49	64
33 PURSER, Daxton	6.19	0-2	10	7	0	0	0	32.0	32	25	22	26	33	6.19	0-2	10	7	0	0	0	32.0	32	25	22	26	33
13 RUSSELL, Brett	6.91	4-1	13	5	0	0	0	43.0	47	39	33	13	35	8.44	5-8	33	19	0	0	0	107.2	170	120	101	46	88
31 PENGELLY, Dayne	8.27	3-4	10	8	0	0	0	37.0	61	43	34	27	40	8.27	3-4	10	8	0	0	0	37.0	61	43	34	27	40
34 BARNHOUSE, Josh	8.39	2-2	17	4	0	0	1	34.1	48	34	32	16	34	8.39	2-2	17	4	0	0	1	34.1	48	34	32	16	34
35 STEINKAMP, Arthur	8.91	3-1	19	0	0	0	0	33.1	52	37	33	14	18	7.35	4-2	51	0	0	0	0	74.2	104	75	61	22	42
6 MCBROOM, Brian	9.19	1-0	17	0	0	0	3	15.2	20	16	16	8	11	6.42	7-4	59	0	0	0	9	95.1	119	78	68	29	78
23 JACKSON, Jaren	10.06	3-5	19	2	0	0	1	36.2	62	44	41	22	41	8.63	6-7	31	10	0	0	2	81.1	123	82	78	34	73
39 CASTILLO, Ryan	12.36	1-3	9	2	0	0	0	19.2	37	29	27	6	22	12.36	1-3	9	2	0	0	0	19.2	37	29	27	6	22
38 LEHMBECK, Blake	13.50	0-0	2	0	0	0	0	2.0	6	3	3	1	2	13.50	0-0	2	0	0	0	0	2.0	6	3	3	1	2
48 NEIL, Andrew	18.00	0-0	5	1	0	0	0	4.0	3	11	8	13	5	18.00	0-0	5	1	0	0	0	4.0	3	11	8	13	5
29 HARDY, Wyatt	20.00	0-1	8	1	0	0	1	9.0	21	20	20	4	12	20.00	0-1	8	1	0	0	1	9.0	21	20	20	4	12
41 ROMERO, Blane	54.00	0-0	1	0	0	0	0	0.1	0	2	2	2	0	54.00	0-0	1	0	0	0	0	0.1	0	2	2	2	0
Totals	8.24	25-21	46	46	0	0	10	390.0	542	399	357	210	339													
Opponents	8.41	21-25	46	46	1	1	6	384.1	522	403	359	260	346													

2024 SEASON / CAREER FIELDING COMPARISON

Player	SEASON										CAREER									
	CH	PO	A	E	Fld%	SBA	CSB	SBA%	PB	CI	Ch	PO	A	E	Fld%	SBA	CSB	SBA%	PB	CI
26 MANSY, Luke	19	8	11	0	1.000	0	0	---	0	0	19	8	11	0	1.000	0	0	---	0	0
27 LOPEZ, David	13	2	11	0	1.000	7	0	1.000	0	0	13	2	11	0	1.000	7	0	1.000	0	0
47 OTT, Ethan	9	9	0	0	1.000	0	0	---	0	0	9	9	0	0	1.000	0	0	---	0	0
23 JACKSON, Jaren	3	0	3	0	1.000	6	1	.857	0	0	7	0	7	0	1.000	14	1	.933	0	0
39 CASTILLO, Ryan	3	0	3	0	1.000	3	1	.750	0	0	3	0	3	0	1.000	3	1	.750	0	0
31 PENGELLY, Dayne	2	0	2	0	1.000	8	1	.889	0	0	2	0	2	0	1.000	8	1	.889	0	0
29 HARDY, Wyatt	1	1	0	0	1.000	1	0	1.000	0	0	1	1	0	0	1.000	1	0	1.000	0	0
48 NEIL, Andrew	1	1	0	0	1.000	2	0	1.000	0	0	1	1	0	0	1.000	2	0	1.000	0	0
19 STILL, Justin	1	1	0	0	1.000	1	0	1.000	0	0	13	3	9	1	.923	5	3	.625	0	0
22 BAKER-LIVINGSTON,B	1	0	1	0	1.000	0	0	---	0	0	13	3	10	0	1.000	2	1	.667	0	0
43 TRUJILLO, Gene	1	1	0	0	1.000	0	0	---	0	0	1	1	0	0	1.000	0	0	---	0	0
18 HOLLAND, Jake	260	232	26	2	.992	37	6	.860	3	0	505	450	51	4	.992	62	12	.838	3	0
30 SPENRATH, Reed	392	367	21	4	.990	0	0	---	0	0	770	725	39	6	.992	0	0	---	0	0
11 STEPHENS, Sean	55	53	1	1	.982	0	0	---	0	0	163	156	3	4	.975	0	0	---	0	0
24 SMITH, Kyle	100	94	4	2	.980	22	0	1.000	1	0	272	245	24	3	.989	30	10	.750	3	0
2 WEISSENBORN, Chase	74	22	50	2	.973	0	0	---	0	0	605	181	398	26	.957	0	0	---	0	0
15 WALKER, Khalil	94	89	2	3	.968	0	0	---	0	0	94	89	2	3	.968	0	0	---	0	0
8 KINKADE, Konner	145	58	82	5	.966	0	0	---	0	0	217	88	120	9	.959	0	0	---	0	0
12 ASBY, Will	83	80	0	3	.964	0	0	---	0	0	83	80	0	3	.964	0	0	---	0	0
14 CARRIS, Akili	55	17	36	2	.964	0	0	---	0	0	62	19	40	3	.952	0	0	---	0	0
3 DIXON, Devon	186	56	121	9	.952	0	0	---	0	0	390	125	250	15	.962	0	0	---	0	0
4 WOOD, Tye	62	56	1	5	.919	0	0	---	0	0	62	56	1	5	.919	0	0	---	0	0
10 MUNGUJA, Austin	9	8	0	1	.889	0	0	---	0	0	9	8	0	1	.889	0	0	---	0	0
34 BARNHOUSE, Josh	6	1	4	1	.833	6	1	.857	0	0	6	1	4	1	.833	6	1	.857	0	0
9 MCALISTER, Josh	54	7	37	10	.815	0	0	---	0	0	54	7	37	10	.815	0	0	---	0	0
40 BANNISTER, Wil	10	3	5	2	.800	3	1	.750	0	0	14	4	7	3	.786	3	1	.750	0	0
33 PURSER, Daxton	4	0	3	1	.750	5	4	.556	0	0	4	0	3	1	.750	5	4	.556	0	0
13 RUSSELL, Brett	3	1	1	1																

2024 NEW MEXICO GAMES SUMMARY

Score by innings	1	2	3	4	5	6	7	8	9	EX	Total
New Mexico	28	44	56	52	40	50	64	31	37	1	403
Opponents	49	61	34	48	57	34	42	35	37	2	399

Record when ...

Overall	25-21	After 6 leading	21-6
Conference	14-10 trailing	3-15
Non-Conference	11-11 tied	1-0
Home games	16-9	After 7 leading	18-3
Away games	7-10 trailing	2-14
Neutral site	2-2 tied	0-2
Day games	20-11	After 8 leading	18-1
Night games	5-10 trailing	2-16
vs Left starter	3-6 tied	0-2
vs Right starter	22-15		
1-Run games	6-3	Hit 0 home runs	6-10
2-Run games	5-2	... 1 home run	3-7
5+Run games	8-13	... 2+ home runs	16-4
Extra innings	0-1		
Shutouts	0-1	Opponent 0 home runs	13-3
	 1 home run	8-5
Scoring 0-2 runs	0-5 2+ HRs	4-13
..... 3-5 runs	3-5		
..... 6-9 runs	11-7	Made 0 errors	9-3
..... 10+ runs	11-4 1 error	10-7
	 2+ errors	6-11
Opponent 0-2 runs	6-0		
..... 3-5 runs	10-1	Opp. made 0 errors	9-9
..... 6-9 runs	7-2 1 error	8-7
..... 10+ runs	2-18 2+ errors	8-5
Scored in 1st inning	9-3	Out-hit opponent	19-4
Opp. scored in 1st	8-13	Out-hit by opponent	6-17
Scores first	12-3	Hits are tied	0-0
Opp. scores first	13-18		

Record when team scores:

Runs	0	1	2	3	4	5	6	7	8	9	10+
W-L	0-1	0-1	0-3	1-3	1-0	1-2	5-2	2-1	1-3	3-1	11-4

Record when opponent scores:

Runs	0	1	2	3	4	5	6	7	8	9	10+
W-L	0-0	1-0	5-0	2-0	4-1	4-0	2-0	2-0	3-1	0-1	2-18

Record when leading after:

Inn.	1	2	3	4	5	6	7	8
W-L	6-1	10-3	14-6	14-5	17-6	21-6	18-3	18-1

Record when trailing after:

Inn.	1	2	3	4	5	6	7	8
W-L	6-11	8-17	8-14	7-15	6-15	3-15	2-14	2-16

Record when tied after:

Inn.	1	2	3	4	5	6	7	8
W-L	13-9	7-1	3-1	4-1	2-0	1-0	0-2	0-2

Current winning streak: 1
 Longest winning streak: 4
 Longest losing streak: 8

Home attendance : 11452 (23 dates avg = 497)
 Away attendance : 21479 (21 dates avg = 1022)
 Total attendance: 32931 (44 dates avg = 748)

2024 BATTING LEADERS

Hitting minimums - 1 Games 1 AB 2.0 AB/Game 1 TPA 2.0 TPA/Game
Pitching minimums - 1 Games 1.0 IP/Game

Batting avg		Slugging pct		On base pct	
1. 15 WALKER, Khalil	.410	1. 18 HOLLAND, Jake	.830	1. 15 WALKER, Khalil	.518
2. 18 HOLLAND, Jake	.383	2. 30 SPENRATH, Reed	.680	2. 4 WOOD, Tye	.489
3. 30 SPENRATH, Reed	.354	3. 12 ASBY, Will	.617	3. 30 SPENRATH, Reed	.474
4. 12 ASBY, Will	.339	4. 15 WALKER, Khalil	.545	4. 12 ASBY, Will	.434
5. 4 WOOD, Tye	.326	5. 4 WOOD, Tye	.504	5. 18 HOLLAND, Jake	.423
Runs scored		Hits		Runs batted in	
1. 12 ASBY, Will	51	1. 30 SPENRATH, Reed	62	1. 18 HOLLAND, Jake	55
2. 30 SPENRATH, Reed	49	2. 12 ASBY, Will	61	2. 12 ASBY, Will	50
3. 4 WOOD, Tye	40	3. 15 WALKER, Khalil	55	3. 30 SPENRATH, Reed	39
4. 15 WALKER, Khalil	40	4. 18 HOLLAND, Jake	54	4. 4 WOOD, Tye	31
5. 18 HOLLAND, Jake	39	5. 4 WOOD, Tye	44	5. 8 KINKADE, Konner	27
Doubles		Triples		Home runs	
1. 12 ASBY, Will	16	1. 30 SPENRATH, Reed	4	1. 18 HOLLAND, Jake	15
2. 30 SPENRATH, Reed	16	4 WOOD, Tye	4	2. 30 SPENRATH, Reed	11
3. 18 HOLLAND, Jake	14	3. 12 ASBY, Will	2	3. 12 ASBY, Will	10
4. 15 WALKER, Khalil	9	11 STEPHENS, Sean	2	4. 9 MCALISTER, Josh	5
5. 24 SMITH, Kyle	8	18 HOLLAND, Jake	2	5. 43 TRUJILLO, Gene	4
Total bases		Walks		Hit by pitch	
1. 30 SPENRATH, Reed	119	1. 30 SPENRATH, Reed	38	1. 4 WOOD, Tye	12
2. 18 HOLLAND, Jake	117	2. 4 WOOD, Tye	34	2. 24 SMITH, Kyle	8
3. 12 ASBY, Will	111	3. 15 WALKER, Khalil	29	3. 8 KINKADE, Konner	7
4. 15 WALKER, Khalil	73	4. 12 ASBY, Will	28	4. 12 ASBY, Will	6
5. 4 WOOD, Tye	68	5. 3 DIXON, Devon	24	5. 11 STEPHENS, Sean	5
Sac bunts		Sac flies		Stolen bases	
1. 15 WALKER, Khalil	6	1. 18 HOLLAND, Jake	7	1. 4 WOOD, Tye	15
2. 8 KINKADE, Konner	5	2. 12 ASBY, Will	5	2. 11 STEPHENS, Sean	8
3. 14 CARRIS, Akili	2	3. 8 KINKADE, Konner	3	3. 30 SPENRATH, Reed	5
4. 9 MCALISTER, Josh	2	4 WOOD, Tye	3	4. 9 MCALISTER, Josh	3
5. 3 tied at....	1	5. 14 CARRIS, Akili	2	5. 15 WALKER, Khalil	2
Caught stealing		Steal attempts		Stolen base pct	
1. 11 STEPHENS, Sean	5	1. 4 WOOD, Tye	18	1. 30 SPENRATH, Reed	1.000
2. 4 WOOD, Tye	3	2. 11 STEPHENS, Sean	13	3 DIXON, Devon	1.000
3. 15 WALKER, Khalil	3	3. 30 SPENRATH, Reed	5	8 KINKADE, Konner	1.000
4. 24 SMITH, Kyle	1	15 WALKER, Khalil	5	9 MCALISTER, Josh	1.000
5. 12 ASBY, Will	1	5. 9 MCALISTER, Josh	3	5. 4 WOOD, Tye	.833
Strikeouts		Grounded into DP		Total plate appearances	
1. 30 SPENRATH, Reed	50	1. 3 DIXON, Devon	6	1. 12 ASBY, Will	220
2. 3 DIXON, Devon	32	2. 18 HOLLAND, Jake	5	2. 30 SPENRATH, Reed	215
3. 4 WOOD, Tye	31	3. 4 WOOD, Tye	4	3. 4 WOOD, Tye	184
4. 9 MCALISTER, Josh	29	24 SMITH, Kyle	4	4. 15 WALKER, Khalil	172
5. 18 HOLLAND, Jake	28	5. 8 KINKADE, Konner	3	5. 2 tied at.....	163
At bats		Games played		Game starts	
1. 12 ASBY, Will	180	1. 12 ASBY, Will	46	1. 30 SPENRATH, Reed	45
2. 30 SPENRATH, Reed	175	30 SPENRATH, Reed	46	2. 12 ASBY, Will	44
3. 18 HOLLAND, Jake	141	3. 3 DIXON, Devon	45	3. 4 WOOD, Tye	41
4. 4 WOOD, Tye	135	4. 4 WOOD, Tye	43	4. 3 DIXON, Devon	38
5. 3 DIXON, Devon	135	5. 15 WALKER, Khalil	42	5. 2 tied at.....	35
Games as sub					
1. 11 STEPHENS, Sean	14				
43 TRUJILLO, Gene	14				
3. 8 KINKADE, Konner	8				
4. 4 tied at....	7				

2024 PITCHING LEADERS

Hitting minimums - 1 Games 1 AB 2.0 AB/Game 1 TPA 2.0 TPA/Game
Pitching minimums - 1 Games 1.0 IP/Game

Earned run avg		Opposing bat avg		Won-loss pct	
1. 27 LOPEZ, David	7.89	1. 27 LOPEZ, David	.331	1. 27 LOPEZ, David	.667
Wins		Losses		Saves	
1. 13 RUSSELL, Brett	4	1. 23 JACKSON, Jaren	5	1. 40 BANNISTER, Wil	3
27 LOPEZ, David	4	2. 31 PENGELLY, Dayne	4	6 MCBROOM, Brian	3
3. 35 STEINKAMP, Arthur	3	3. 39 CASTILLO, Ryan	3	3. 4 tied at.....	1
31 PENGELLY, Dayne	3	4. 3 tied at.....	2		
23 JACKSON, Jaren	3				
Innings pitched		Batters struck out		Appearances	
1. 27 LOPEZ, David	57.0	1. 23 JACKSON, Jaren	41	1. 40 BANNISTER, Wil	19
		2. 31 PENGELLY, Dayne	40	35 STEINKAMP, Arthur	19
		27 LOPEZ, David	40	23 JACKSON, Jaren	19
		4. 13 RUSSELL, Brett	35	4. 34 BARNHOUSE, Josh	17
		5. 34 BARNHOUSE, Josh	34	6 MCBROOM, Brian	17
Games started		Games finished		Games in relief	
1. 27 LOPEZ, David	9	1. 40 BANNISTER, Wil	9	1. 35 STEINKAMP, Arthur	19
2. 31 PENGELLY, Dayne	8	2. 6 MCBROOM, Brian	7	2. 23 JACKSON, Jaren	17
3. 33 PURSER, Daxton	7	3. 23 JACKSON, Jaren	6	6 MCBROOM, Brian	17
4. 13 RUSSELL, Brett	5	4. 34 BARNHOUSE, Josh	5	4. 19 STILL, Justin	14
40 BANNISTER, Wil	5	5. 2 tied at.....	4	40 BANNISTER, Wil	14
Wild pitches		Balks		Hit batters	
1. 31 PENGELLY, Dayne	10	1. 31 PENGELLY, Dayne	2	1. 33 PURSER, Daxton	8
2. 13 RUSSELL, Brett	6	33 PURSER, Daxton	2	2. 23 JACKSON, Jaren	7
3. 40 BANNISTER, Wil	5	3. 6 MCBROOM, Brian	1	3. 31 PENGELLY, Dayne	6
4. 23 JACKSON, Jaren	4	48 NEIL, Andrew	1	27 LOPEZ, David	6
27 LOPEZ, David	4			5. 2 tied at.....	5
Intentional BB allowed		Runners picked off		Batters SO out looking	
		1. 33 PURSER, Daxton	1	1. 23 JACKSON, Jaren	15
		40 BANNISTER, Wil	1	2. 33 PURSER, Daxton	14
		34 BARNHOUSE, Josh	1	3. 27 LOPEZ, David	11
		13 RUSSELL, Brett	1	34 BARNHOUSE, Josh	11
				5. 31 PENGELLY, Dayne	10
Sac bunts allowed		Sac flies allowed		Hits allowed	
1. 27 LOPEZ, David	4	1. 23 JACKSON, Jaren	4	1. 27 LOPEZ, David	80
2. 34 BARNHOUSE, Josh	2	34 BARNHOUSE, Josh	4		
31 PENGELLY, Dayne	2	3. 35 STEINKAMP, Arthur	3		
4. 3 tied at.....	1	4. 3 tied at.....	2		
Runs allowed		Earned runs allowed		Walks allowed	
1. 27 LOPEZ, David	55	1. 27 LOPEZ, David	50	1. 27 LOPEZ, David	23
Doubles allowed		Triples allowed		Home runs allowed	
1. 27 LOPEZ, David	20	1. 27 LOPEZ, David	1	1. 27 LOPEZ, David	8

2024 FIELDING LEADERS

Fielding pct

1. 26 MANSY, Luke	1.000
47 OTT, Ethan	1.000
43 TRUJILLO, Gene	1.000
48 NEIL, Andrew	1.000
5. 18 HOLLAND, Jake	.992

Chances

1. 30 SPENRATH, Reed	392
2. 18 HOLLAND, Jake	260
3. 3 DIXON, Devon	186
4. 8 KINKADE, Konner	145
5. 24 SMITH, Kyle	100

Putouts

1. 30 SPENRATH, Reed	367
2. 18 HOLLAND, Jake	232
3. 24 SMITH, Kyle	94
4. 15 WALKER, Khalil	89
5. 12 ASBY, Will	80

Assists

1. 3 DIXON, Devon	121
2. 8 KINKADE, Konner	82
3. 2 WEISSENBORN, Chase	50
4. 9 MCALISTER, Josh	37
5. 14 CARRIS, Akili	36

Errors

1. 9 MCALISTER, Josh	10
2. 3 DIXON, Devon	9
3. 4 WOOD, Tye	5
8 KINKADE, Konner	5
5. 30 SPENRATH, Reed	4

Fielding double plays

1. 30 SPENRATH, Reed	40
2. 3 DIXON, Devon	29
3. 8 KINKADE, Konner	19
4. 2 WEISSENBORN, Chase	17
5. 9 MCALISTER, Josh	5

Stolen bases against

1. 18 HOLLAND, Jake	37
2. 24 SMITH, Kyle	22
3. 13 RUSSELL, Brett	11
4. 31 PENGELLY, Dayne	8
5. 27 LOPEZ, David	7

Caught stealing by

1. 18 HOLLAND, Jake	6
2. 33 PURSER, Daxton	4
3. 5 tied at.....	1

Steal attempts against

1. 18 HOLLAND, Jake	43
2. 24 SMITH, Kyle	22
3. 13 RUSSELL, Brett	11
4. 31 PENGELLY, Dayne	9
33 PURSER, Daxton	9

Passed balls

1. 18 HOLLAND, Jake	3
2. 24 SMITH, Kyle	1

Catchers interference

2024 STARTERS SUMMARY

Player	GS	Position											Batting Order																	
		p	c	1b	2b	3b	ss	lf	cf	rf	of	dh	1st	2nd	3rd	4th	5th	6th	7th	8th	9th									
30 SPENRATH, Reed	45	.	.	45	36	6	2	1	.	.								
12 ASBY, Will	44	40	.	4	.	.	33	8	2	.	1	.	.	.					
4 WOOD, Tye	41	34	.	6	.	1	2	.	.	9	24	6	.	.					
3 DIXON, Devon	38	.	.	.	10	2	26	4	12	21	1					
18 HOLLAND, Jake	35	.	33	2	.	.	.	31	.	2	2	.	.	.					
15 WALKER, Khalil	35	10	25	16	2	17					
8 KINKADE, Konner	31	.	.	.	29	.	.	2	22	3	3	1	2					
24 SMITH, Kyle	25	.	13	12	2	1	4	2	14	1	1	.	.
9 MCALISTER, Josh	24	.	.	.	4	20	3	7	13	.	1				
14 CARRIS, Akili	23	23	9	10	4	.	.	
11 STEPHENS, Sean	21	21	14
2 WEISSENBORN, Cha	20	20	1	11	7	.	.	
47 OTT, Ethan	17	.	.	1	
27 LOPEZ, David	9	9	
31 PENGELLY, Dayne	8	8	
43 TRUJILLO, Gene	8	
33 PURSER, Daxton	7	7	
26 MANSY, Luke	7	.	.	.	3	1	
40 BANNISTER, Wil	5	5	
13 RUSSELL, Brett	5	5	
34 BARNHOUSE, Josh	4	4	
39 CASTILLO, Ryan	2	2	
22 BAKER-LIVINGSTON	2	2	
23 JACKSON, Jaren	2	2	
48 NEIL, Andrew	1	1	
29 HARDY, Wyatt	1	1	

MONTH OF FEBRUARY

Record: 5-3 Home: 3-1 Away: 0-0 Neutral: 2-2 MW: 0-0

Player	avg	gp-gs	ab	r	h	2b	3b	hr	rbi	tb	slg%	bb	hp	so	gdp	ob%	sf	sh	sb-att	po	a	e	fld%	
8 KINKADE, Konner	.400	8-5	20	6	8	1	0	0	7	9	.450	5	0	4	0	.500	1	0	0-0	10	10	0	1.000	
11 STEPHENS, Sean	.375	7-7	24	3	9	1	2	0	4	14	.583	6	0	1	1	.500	0	0	2-3	12	0	0	1.000	
4 WOOD, Tye	.375	7-6	16	7	6	1	0	0	2	7	.438	7	3	4	0	.615	0	0	2-2	9	0	0	1.000	
12 ASBY, Will	.348	8-6	23	4	8	1	0	3	9	18	.783	6	0	2	0	.483	0	0	0-0	9	0	0	1.000	
47 OTT, Ethan	.316	5-5	19	1	6	1	0	0	5	7	.368	4	0	8	0	.417	1	0	0-0	7	0	0	1.000	
18 HOLLAND, Jake	.278	5-5	18	3	5	3	0	1	3	11	.611	1	1	3	2	.333	1	0	0-0	38	1	0	1.000	
15 WALKER, Khalil	.263	7-5	19	6	5	1	0	0	2	6	.316	8	0	5	0	.481	0	0	0-1	10	0	0	1.000	
9 MCALISTER, Josh	.258	8-8	31	6	8	0	0	1	3	11	.355	3	1	6	1	.343	0	1	3-3	2	11	1	.929	
30 SPENRATH, Reed	.222	8-7	27	4	6	2	1	0	5	10	.370	7	0	8	0	.382	0	0	0-0	52	7	0	1.000	
3 DIXON, Devon	.192	7-7	26	5	5	1	0	0	2	6	.231	0	1	9	1	.222	0	1	0-0	7	17	0	1.000	

26 MANSY, Luke	.333	6-3	15	4	5	1	0	0	2	6	.400	3	0	2	0	.444	0	0	0-0	2	4	0	1.000	
24 SMITH, Kyle	.333	5-4	15	5	5	2	0	0	2	7	.467	3	2	4	1	.500	0	0	0-1	31	0	1	.969	
43 TRUJILLO, Gene	.333	3-0	3	1	1	0	0	1	2	4	1.333	0	0	2	0	.333	0	0	0-0	1	0	0	1.000	
2 WEISSENBORN, Chase	.167	4-4	12	0	2	2	0	0	3	4	.333	0	0	5	0	.167	0	0	0-0	8	6	1	.933	
48 NEIL, Andrew	.000	2-0	0	2	0	0	0	0	0	0	.000	0	0	0	0	.000	0	0	0-0	0	0	0	.000	
10 MUNGUIA, Austin	.000	1-0	0	0	0	0	0	0	0	0	.000	0	0	0	0	.000	0	0	0-0	2	0	0	1.000	
Totals	.295	8	268	57	79	17	3	6	51	120	.448	53	8	63	6	.422	3	2	7-10	204	65	6	.978	
Opponents	.333	8	285	63	95	24	4	16	57	175	.614	25	10	70	11	.402	3	3	8-9	196	60	10	.962	

LOB - Team (81), Opp (59). DPs turned - Team (12), Opp (7). IBB - Team (1), MCALISTER, J 1. Picked off - STEPHENS, S. 1.

(FEBRUARY Sorted by Earned run avg)

Player	era	w-l	app	gs	cg	sho	sv	ip	h	r	er	bb	so	2b	3b	hr	b/avg	wp	hp	bk	sfa	sha		
27 LOPEZ, David	7.45	1-0	2	2	0	0/0	0	9.2	15	9	8	4	7	4	0	1	.366	1	0	0	0	2		

19 STILL, Justin	0.00	1-0	2	0	0	0/0	0	4.0	1	0	0	2	3	0	0	0	.091	1	1	0	0	0		
17 MOGEN, Cristian	0.00	1-0	1	0	0	0/0	0	2.0	2	0	0	0	0	1	0	0	.250	0	0	0	0	0		
35 STEINKAMP, Arthur	2.08	0-0	2	0	0	0/0	0	4.1	5	2	1	1	2	1	1	0	.278	0	0	0	0	0		
22 BAKER-LIVINGSTON,Be	3.00	0-0	2	2	0	0/0	0	6.0	6	2	2	1	8	1	0	0	.286	1	2	0	1	0		
33 PURSER, Daxton	3.38	0-0	2	0	0	0/0	0	5.1	3	2	2	3	5	1	0	1	.176	1	1	0	0	0		
40 BANNISTER, Wil	3.52	1-0	2	1	0	0/0	0	7.2	10	3	3	2	5	2	2	1	.313	1	0	0	1	0		
29 HARDY, Wyatt	3.60	0-0	2	0	0	0/0	1	5.0	5	2	2	0	7	0	0	1	.250	1	0	0	0	0		
13 RUSSELL, Brett	3.60	0-0	1	0	0	0/0	0	5.0	2	4	2	0	8	1	0	0	.111	1	1	0	0	0		
6 MCBROOM, Brian	5.40	1-0	2	0	0	0/0	1	3.1	4	2	2	0	5	1	0	1	.286	0	0	0	0	0		
38 LEHMBECK, Blake	9.00	0-0	1	0	0	0/0	0	1.0	3	1	1	0	2	2	0	0	.500	0	0	0	0	0		
34 BARNHOUSE, Josh	13.50	0-0	2	0	0	0/0	0	6.0	14	11	9	4	7	4	0	3	.467	1	0	0	1	0		
23 JACKSON, Jaren	18.41	0-2	2	2	0	0/0	0	7.1	18	15	15	3	10	5	0	8	.474	0	2	0	0	1		
31 PENGELLY, Dayne	54.00	0-1	1	1	0	0/0	0	1.0	5	6	6	3	1	1	0	0	.625	0	3	0	0	0		
39 CASTILLO, Ryan	81.00	0-0	1	0	0	0/0	0	0.1	2	4	3	2	0	0	1	0	.667	1	0	0	0	0		
Totals	7.41	5-3	8	8	0	0/0	2	68.0	95	63	56	25	70	24	4	16	.333	9	10	0	3	3		
Opponents	6.34	3-5	8	8	0	0/0	1	65.1	79	57	46	53	63	17	3	6	.295	11	8	1	3	2		

PB - Team (2), HOLLAND, J. 2, Opp (2). Pickoffs - Team (0), Opp (1). SBA/ATT - SMITH, K. (6-6), LOPEZ, D. (4-4), HOLLAND, J. (2-3), JACKSON, J. (1-2), STEINKAMP, A (2-2), BARNHOUSE, J (1-1).

MONTH OF MARCH

Record: 11-8 Home: 8-4 Away: 3-4 MW: 7-5

Player	avg	gp-gs	ab	r	h	2b	3b	hr	rbi	tb	slg%	bb	hp	so	gdp	ob%	sf	sh	sb-att	po	a	e	fld%
18 HOLLAND, Jake	.418	15-14	55	18	23	8	0	9	30	58	1.055	5	1	13	1	.453	3	0	0-0	103	13	2	.983
30 SPENRATH, Reed	.360	19-19	75	20	27	6	2	5	17	52	.693	17	1	20	0	.484	0	0	4-4	148	10	3	.981
15 WALKER, Khalil	.356	17-14	59	17	21	2	0	0	8	23	.390	8	0	9	0	.426	1	3	1-2	39	1	2	.952
24 SMITH, Kyle	.333	11-8	39	11	13	5	0	2	14	24	.615	5	2	7	2	.435	0	0	1-1	31	2	0	1.000
12 ASBY, Will	.313	19-19	80	27	25	9	1	4	22	48	.600	10	5	9	0	.417	1	0	1-1	29	0	1	.967
14 CARRIS, Akili	.311	13-12	45	11	14	5	0	0	14	19	.422	4	0	11	1	.360	1	2	0-0	12	15	1	.964
11 STEPHENS, Sean	.304	16-11	46	8	14	0	0	0	7	14	.304	6	4	11	1	.429	0	0	6-9	26	0	0	1.000
4 WOOD, Tye	.294	17-16	51	17	15	3	0	2	12	24	.471	16	6	13	2	.507	0	0	7-9	21	1	3	.880
3 DIXON, Devon	.262	19-19	65	14	17	4	0	2	14	27	.415	16	1	13	3	.410	1	0	1-1	31	59	4	.957

43 TRUJILLO, Gene	.556	5-3	9	6	5	1	0	1	3	9	1.000	3	1	1	0	.643	1	0	0-0	0	0	0	.000
10 MUNGUIA, Austin	.500	2-0	2	0	1	0	0	0	0	1	.500	0	0	0	0	.500	0	0	0-0	4	0	0	1.000
9 MCALISTER, Josh	.400	7-6	20	7	8	3	1	1	7	16	.800	5	0	5	0	.520	0	1	0-0	2	10	2	.857
47 OTT, Ethan	.333	9-8	27	9	9	3	0	2	8	18	.667	6	3	10	0	.500	0	0	0-0	0	0	0	.000
2 WEISSENBORN, Chase	.323	9-9	31	2	10	1	0	0	4	11	.355	4	0	7	0	.400	0	0	0-0	8	25	1	.971
8 KINKADE, Konner	.265	13-9	34	8	9	1	0	0	8	10	.294	4	5	9	1	.409	1	0	0-0	14	22	4	.900
26 MANSY, Luke	.067	7-4	15	4	1	0	0	0	1	1	.067	9	0	3	0	.417	0	1	0-0	6	7	0	1.000
Totals	.325	19	653	179	212	51	4	28	169	355	.544	118	29	141	11	.444	9	7	21-27	480	182	27	.961
Opponents	.334	19	680	157	227	56	5	18	145	347	.510	90	30	136	16	.427	12	6	22-28	470	164	23	.965

LOB - Team (167), Opp (181). DPs turned - Team (18), Opp (14). IBB - Team (1), SPENRATH, R. 1. Picked off - WALKER, K. 2, WEISSENBORN 1, WOOD, T. 1, STEPHENS, S. 1.

(MARCH Sorted by Earned run avg)

Player	era	w-l	app	gs	cg	sho	sv	ip	h	r	er	bb	so	2b	3b	hr	b/avg	wp	hp	bks	sfa	sha	
33 PURSER, Daxton	5.32	0-1	6	5	0	0/0	0	22.0	21	16	13	17	18	5	0	1	.247	1	5	2	0	1	
27 LOPEZ, David	7.23	1-1	5	4	0	0/0	0	23.2	32	22	19	8	15	8	0	3	.323	1	4	0	1	2	

31 PENGELLY, Dayne	3.71	3-0	4	2	0	0/0	0	17.0	21	7	7	10	21	3	2	0	.304	6	1	2	1	2	
19 STILL, Justin	4.70	0-0	7	0	0	0/0	1	7.2	10	6	4	9	7	1	0	1	.333	1	2	0	1	0	
23 JACKSON, Jaren	5.87	2-2	5	0	0	0/0	1	15.1	22	11	10	7	15	4	0	2	.333	1	3	0	3	0	
39 CASTILLO, Ryan	6.43	1-1	4	1	0	0/0	0	14.0	19	11	10	1	17	6	1	1	.339	1	2	0	2	0	
34 BARNHOUSE, Josh	7.50	1-1	7	0	0	0/0	1	12.0	13	10	10	6	14	4	0	3	.283	0	1	0	1	0	
40 BANNISTER, Wil	9.53	0-0	5	4	0	0/0	0	17.0	32	19	18	9	9	7	0	1	.390	2	4	0	0	1	
35 STEINKAMP, Arthur	10.38	1-1	7	0	0	0/0	0	13.0	20	16	15	6	7	8	1	1	.345	2	3	0	1	0	
13 RUSSELL, Brett	14.40	2-0	4	1	0	0/0	0	10.0	16	16	16	6	6	6	1	2	.372	3	0	0	1	0	
6 MCBROOM, Brian	14.40	0-0	6	0	0	0/0	2	5.0	10	8	8	3	3	2	0	2	.400	0	3	1	1	0	
48 NEIL, Andrew	27.00	0-0	2	1	0	0/0	0	1.1	1	4	4	5	2	0	0	0	.200	2	2	1	0	0	
29 HARDY, Wyatt	49.50	0-1	3	1	0	0/0	0	2.0	10	11	11	3	2	2	0	1	.625	0	0	0	0	0	
Totals	8.16	11-8	19	19	0	0/0	5	160.0	227	157	145	90	136	56	5	18	.334	20	30	6	12	6	
Opponents	8.96	8-11	19	19	1	1/0	3	156.2	212	179	156	118	141	51	4	28	.325	15	29	2	9	7	

PB - Team (0), Opp (1). Pickoffs - Team (3), PURSER, D. 1, RUSSELL, B. 1, BARNHOUSE, J 1, Opp (5). SBA/ATT - HOLLAND, J. (14-18), SMITH, K. (8-8), PURSER, D. (1-5), RUSSELL, B. (4-4), CASTILLO, R. (2-3), PENGELLY, D. (3-3), LOPEZ, D. (3-3), BARNHOUSE, J (1-2), STEINKAMP, A (2-2), BANNISTER, W (2-2), STILL, J. (1-1), JACKSON, J. (1-1), HARDY, W. (1-1), NEIL, A. (1-1).

MONTH OF APRIL

Record: 7-9 Home: 5-4 Away: 2-5 MW: 5-4

Player	avg	gp-gs	ab	r	h	2b	3b	hr	rbi	tb	slg%	bb	hp	so	gdp	ob%	sf	sh	sb-att	po	a	e	fld%	
15 WALKER, Khalil	.578	15-13	45	14	26	6	0	2	5	38	.844	10	2	4	0	.667	0	3	1-2	33	1	1	.971	
30 SPENRATH, Reed	.371	16-16	62	19	23	8	1	4	13	45	.726	9	1	20	0	.458	0	0	0-0	144	4	0	1.000	
12 ASBY, Will	.369	16-16	65	15	24	4	1	3	16	39	.600	9	1	8	0	.436	3	1	0-1	35	0	2	.946	
18 HOLLAND, Jake	.352	13-13	54	15	19	3	1	3	15	33	.611	5	1	10	2	.403	2	0	0-0	73	11	0	1.000	
8 KINKADE, Konner	.328	15-14	61	11	20	4	0	0	11	24	.393	4	2	3	2	.382	1	5	1-1	27	41	0	1.000	
4 WOOD, Tye	.322	16-16	59	9	19	3	2	0	14	26	.441	7	3	13	2	.403	3	0	4-5	23	0	1	.958	
14 CARRIS, Akili	.303	11-9	33	7	10	0	0	0	4	10	.303	2	0	7	0	.343	0	0	0-0	2	17	1	.950	
24 SMITH, Kyle	.263	13-11	38	11	10	1	0	1	7	14	.368	7	4	4	1	.420	1	0	0-0	32	2	1	.971	
9 MCALISTER, Josh	.220	11-9	41	5	9	0	0	3	7	18	.439	4	0	17	1	.283	1	0	0-0	3	16	6	.760	
3 DIXON, Devon	.209	16-12	43	10	9	2	1	1	7	16	.372	7	0	10	2	.320	0	0	0-0	18	45	5	.926	

2 WEISSENBORN, Chase	.417	4-4	12	3	5	0	0	1	8	8	.667	2	2	4	0	.563	0	0	0-0	2	9	0	1.000	
47 OTT, Ethan	.308	8-3	13	2	4	0	0	0	2	4	.308	1	1	2	0	.400	0	0	0-0	2	0	0	1.000	
43 TRUJILLO, Gene	.296	12-5	27	6	8	2	0	2	8	16	.593	4	0	10	0	.387	0	0	0-0	0	0	0	.000	
11 STEPHENS, Sean	.167	10-3	12	3	2	1	0	0	2	3	.250	1	1	3	0	.286	0	0	0-1	15	1	1	.941	
10 MUNGUIA, Austin	.000	3-0	2	0	0	0	0	0	0	0	.000	0	0	2	0	.000	0	0	0-0	2	0	1	.667	
26 MANSY, Luke	.000	1-0	1	0	0	0	0	0	0	0	.000	0	0	0	0	.000	0	0	0-0	0	0	0	.000	
48 NEIL, Andrew	.000	1-0	0	0	0	0	0	0	0	0	.000	0	0	0	0	.000	0	0	0-0	0	0	0	.000	
Totals	.331	16	568	130	188	34	6	20	119	294	.518	72	18	117	10	.416	11	9	6-10	414	155	20	.966	
Opponents	.316	16	586	156	185	38	12	25	140	322	.549	86	18	115	6	.415	7	2	28-30	412	146	15	.974	

LOB - Team (136), Opp (129). DPs turned - Team (8), Opp (13). IBB - Team (1), MCALISTER, J 1.

(APRIL Sorted by Earned run avg)

Player	era	w-l	app	gs	cg	sho	sv	ip	h	r	er	bb	so	2b	3b	hr	b/avg	wp	hp	bk	sfa	sha		
40 BANNISTER, Wil	1.96	1-0	11	0	0	0/0	3	18.1	6	5	4	8	12	0	0	3	.100	1	1	0	0	0		
13 RUSSELL, Brett	3.52	2-0	7	3	0	0/0	0	23.0	20	9	9	4	18	3	1	4	.227	1	4	0	0	0		
27 LOPEZ, David	10.70	1-1	4	2	0	0/0	0	17.2	27	22	21	9	12	6	1	4	.342	2	2	0	0	0		

6 MCBROOM, Brian	7.36	0-0	9	0	0	0/0	0	7.1	6	6	6	5	3	1	1	1	.222	0	1	0	1	0		
34 BARNHOUSE, Josh	7.63	1-1	7	4	0	0/0	0	15.1	21	13	13	6	12	4	1	3	.333	1	1	0	2	2		
35 STEINKAMP, Arthur	9.69	1-0	9	0	0	0/0	0	13.0	22	16	14	7	8	5	2	1	.386	1	1	0	2	0		
31 PENGELLY, Dayne	10.43	0-3	4	4	0	0/0	0	14.2	28	26	17	11	16	9	1	6	.389	4	1	0	0	0		
23 JACKSON, Jaren	11.08	1-1	11	0	0	0/0	0	13.0	22	18	16	12	14	2	1	0	.367	3	2	0	1	0		
33 PURSER, Daxton	13.50	0-1	2	2	0	0/0	0	4.2	8	7	7	6	10	2	1	0	.364	1	2	0	0	0		
48 NEIL, Andrew	13.50	0-0	3	0	0	0/0	0	2.2	2	7	4	8	3	0	1	0	.200	1	1	0	1	0		
38 LEHMBECK, Blake	18.00	0-0	1	0	0	0/0	0	1.0	3	2	2	1	0	0	1	0	.500	2	0	0	0	0		
39 CASTILLO, Ryan	27.00	0-2	3	1	0	0/0	0	3.2	10	11	11	2	3	3	0	1	.476	1	2	0	0	0		
29 HARDY, Wyatt	31.50	0-0	3	0	0	0/0	0	2.0	6	7	7	1	3	2	0	2	.500	0	0	0	0	0		
19 STILL, Justin	33.75	0-0	4	0	0	0/0	0	1.1	4	5	5	4	1	1	1	0	.500	0	0	0	0	0		
41 ROMERO, Blane	54.00	0-0	1	0	0	0/0	0	0.1	0	2	2	2	0	0	0	0	.000	0	0	0	0	0		
Totals	8.93	7-9	16	16	0	0/0	3	138.0	185	156	137	86	115	38	12	25	.316	18	18	0	7	2		
Opponents	8.06	9-7	16	16	0	0/0	2	137.1	188	130	123	72	117	34	6	20	.331	16	18	2	11	9		

PB - Team (2), SMITH, K. 1, HOLLAND, J. 1. Pickoffs - Team (1), BANNISTER, W 1. SBA/ATT - HOLLAND, J. (20-21), SMITH, K. (8-8), PENGELLY, D. (5-6), RUSSELL, B. (6-6), BARNHOUSE, J (4-4), PURSER, D. (4-4), JACKSON, J. (4-4), BANNISTER, W (1-2), STEINKAMP, A (1-1), CASTILLO, R. (1-1), MCBROOM, B. (1-1), NEIL, A. (1-1).

MONTH OF MAY

Record: 2-1 Home: 0-0 Away: 2-1 MW: 2-1

Player	avg	gp-gs	ab	r	h	2b	3b	hr	rbi	tb	slg%	bb	hp	so	gdp	ob%	sf	sh	sb-att	po	a	e	fld%
30 SPENRATH, Reed	.545	3-3	11	6	6	0	0	2	4	12	1.091	5	0	2	0	.688	0	0	1-1	23	0	1	.958
18 HOLLAND, Jake	.500	3-3	14	3	7	0	1	2	7	15	1.071	0	1	2	0	.500	1	0	0-0	18	1	0	1.000
4 WOOD, Tye	.444	3-3	9	7	4	0	2	1	3	11	1.222	4	0	1	0	.615	0	0	2-2	3	0	1	.750
2 WEISSENBORN, Chase	.400	3-3	10	3	4	0	0	1	4	7	.700	1	0	1	0	.417	1	0	0-0	4	10	0	1.000
14 CARRIS, Akili	.364	3-2	11	1	4	1	0	0	5	5	.455	0	0	2	0	.333	1	0	1-1	3	4	0	1.000
12 ASBY, Will	.333	3-3	12	5	4	2	0	0	3	6	.500	3	0	5	0	.438	1	0	0-0	7	0	0	1.000
8 KINKADE, Konner	.294	3-3	17	3	5	1	0	0	1	6	.353	0	0	4	0	.294	0	0	0-0	7	9	1	.941
15 WALKER, Khalil	.273	3-3	11	3	3	0	0	1	3	6	.545	3	0	2	0	.429	0	0	0-0	7	0	0	1.000
24 SMITH, Kyle	.125	2-2	8	1	1	0	0	0	0	1	.125	0	0	3	0	.125	0	0	0-0	0	0	0	.000

47 OTT, Ethan	.800	2-1	5	2	4	0	0	1	3	7	1.400	0	0	0	0	.800	0	0	0-0	0	0	0	.000
11 STEPHENS, Sean	.500	2-0	2	2	1	0	0	0	0	1	.500	0	0	1	0	.500	0	0	0-0	0	0	0	.000
43 TRUJILLO, Gene	.000	2-0	3	0	0	0	0	0	0	0	.000	0	0	1	0	.000	0	0	0-0	0	0	0	.000
9 MCALISTER, Josh	.000	2-1	1	0	0	0	0	0	0	0	.000	0	0	1	0	.000	0	0	0-0	0	0	1	1.000
3 DIXON, Devon	.000	3-0	1	1	0	0	0	0	1	0	.000	1	0	0	0	.500	0	0	0-0	0	0	0	.000
Totals	.374	3	115	37	43	4	3	8	34	77	.670	17	1	25	0	.445	4	0	4-4	72	25	4	.960
Opponents	.333	3	105	23	35	9	1	3	22	55	.524	9	2	18	3	.393	1	0	1-1	75	16	3	.968

LOB - Team (25), Opp (22). DPs turned - Team (3), Opp (1). Picked off - KINKADE, K. 2.

(MAY Sorted by Earned run avg)

Player	era	w-l	app	gs	cg	sho	sv	ip	h	r	er	bb	so	2b	3b	hr	b/avg	wp	hp	bks	sfa	sha	
27 LOPEZ, David	3.00	1-0	1	1	0	0/0	0	6.0	6	2	2	2	6	2	0	0	.261	0	0	0	0	0	
31 PENGELLY, Dayne	8.31	0-0	1	1	0	0/0	0	4.1	7	4	4	3	2	2	0	0	.350	0	1	0	0	0	
35 STEINKAMP, Arthur	9.00	1-0	1	0	0	0/0	0	3.0	5	3	3	0	1	1	1	0	.385	0	0	0	0	0	
13 RUSSELL, Brett	10.80	0-1	1	1	0	0/0	0	5.0	9	10	6	3	3	3	0	1	.375	1	0	0	0	0	

23 JACKSON, Jaren	0.00	0-0	1	0	0	0/0	0	1.0	0	0	0	0	2	0	0	0	.000	0	0	0	0	0	
34 BARNHOUSE, Josh	0.00	0-0	1	0	0	0/0	0	1.0	0	0	0	0	1	0	0	0	.000	0	0	0	0	0	
19 STILL, Justin	0.00	0-0	1	0	0	0/0	0	0.1	0	0	0	0	0	0	0	0	.000	0	1	0	0	0	
40 BANNISTER, Wil	5.40	0-0	1	0	0	0/0	0	1.2	2	1	1	0	1	0	0	1	.286	1	0	0	1	0	
39 CASTILLO, Ryan	16.20	0-0	1	0	0	0/0	0	1.2	6	3	3	1	2	1	0	1	.545	0	0	0	0	0	
Totals	7.12	2-1	3	3	0	0/0	0	24.0	35	23	19	9	18	9	1	3	.333	2	2	0	1	0	
Opponents	12.24	1-2	3	3	0	0/0	0	25.0	43	37	34	17	25	4	3	8	.374	2	1	0	4	0	

Pickoffs - Team (0), Opp (1). SBA/ATT - HOLLAND, J. (1-1), RUSSELL, B. (1-1).

2024 TEAM SINGLE-GAME HIGHS

Batting

At bats:	50	-	vs UNLV (Mar 09, 2024)
Runs scored:	31	-	vs UNLV (Mar 09, 2024)
Hits:	29	-	vs UNLV (Mar 09, 2024)
RBIs:	28	-	vs UNLV (Mar 09, 2024)
Doubles:	6	-	vs Hofstra (Mar 01, 2024)
	6	-	vs UNLV (Mar 09, 2024)
	6	-	vs Sam Houston (Apr 05, 2024)
Triples:	2	-	at Nevada (Mar 16, 2024)
Home runs:	4	-	vs Hofstra (Mar 02, 2024)
	4	-	vs San Jose State (Mar 23, 2024)
	4	-	at Texas Tech (Apr 23, 2024)
Total bases:	39	-	vs UNLV (Mar 09, 2024)
Walks:	17	-	vs Hofstra (Mar 02, 2024)
Strikeouts:	14	-	at Arizona State (Mar 12, 2024)
	14	-	at UNLV (May 03, 2024)
Sac hits:	2	-	at Nevada (Mar 16, 2024)
	2	-	vs Fresno State (Apr 14, 2024)
	2	-	at Air Force (Apr 21, 2024)
Sac flies:	3	-	vs UNLV (Mar 09, 2024)
Stolen bases:	4	-	vs Texas Tech (Mar 05, 2024)
Hit by pitch:	4	-	vs South Dakota State (Feb 24, 2024)
	4	-	vs Hofstra (Mar 02, 2024)
	4	-	vs UNLV (Mar 09, 2024)
Caught stealing:	1	-	(13 times)
Runners LOB:	16	-	vs South Dakota State (Feb 23, 2024)
	16	-	vs UNLV (Mar 09, 2024)
Hit into DP:	3	-	vs South Dakota State (Feb 24, 2024)

Fielding

Putouts:	30	-	vs Hofstra (Mar 02, 2024)
Assists:	16	-	vs Fresno State (Apr 12, 2024)
Errors:	4	-	vs Sam Houston (Apr 07, 2024)
Passed balls:	1	-	(4 times)
DPs turned:	4	-	vs South Dakota State (Feb 24, 2024)
	4	-	vs San Jose State (Mar 22, 2024)

Pitching

Innings pitched:	10.0	-	vs Hofstra (Mar 02, 2024)
Runs allowed:	23	-	vs Sam Houston (Apr 05, 2024)
	23	-	vs Fresno State (Apr 13, 2024)
Earned runs:	23	-	vs Fresno State (Apr 13, 2024)
Walks allowed:	10	-	vs Sam Houston (Apr 05, 2024)
	10	-	vs Sam Houston (Apr 07, 2024)
	10	-	at Air Force (Apr 19, 2024)
Strikeouts:	14	-	vs South Dakota State (Feb 22, 2024)
Hits allowed:	26	-	vs Fresno State (Apr 13, 2024)
Doubles allowed:	6	-	(4 times)
Triples allowed:	3	-	vs Sam Houston (Apr 07, 2024)
Wild pitches:	4	-	vs UNLV (Mar 09, 2024)
Hit batters:	4	-	vs Minnesota (Feb 18, 2024 at Surprise, Ariz.)
	4	-	vs Texas Tech (Mar 05, 2024)
	4	-	vs San Jose State (Mar 22, 2024)

2024 INDIVIDUAL SINGLE-GAME HIGHS

Batting

At bats:	7	-	MCALISTER, Josh vs Hofstra (Mar 02, 2024)
	7	-	SMITH, Kyle vs UNLV (Mar 09, 2024)
Runs scored:	5	-	WALKER, Khalil vs UNLV (Mar 09, 2024)
Hits:	5	-	WALKER, Khalil vs UNLV (Mar 09, 2024)
	5	-	SMITH, Kyle vs UNLV (Mar 09, 2024)
	5	-	HOLLAND, Jake vs Fresno State (Apr 13, 2024)
RBI:	9	-	ASBY, Will vs UNLV (Mar 09, 2024)
Doubles:	3	-	SPENRATH, Reed vs Hofstra (Mar 01, 2024)
	3	-	ASBY, Will vs UNLV (Mar 09, 2024)
	3	-	HOLLAND, Jake at Nevada (Mar 17, 2024)
Triples:	2	-	SPENRATH, Reed at Nevada (Mar 16, 2024)
Home runs:	2	-	(5 times)
Total bases:	11	-	HOLLAND, Jake vs Fresno State (Apr 13, 2024)
Walks:	4	-	SPENRATH, Reed vs Hofstra (Mar 02, 2024)
Strikeouts:	3	-	(19 times)
Sac hits:	2	-	WALKER, Khalil at Nevada (Mar 16, 2024)
Sac flies:	1	-	(27 times)
Stolen bases:	3	-	STEPHENS, Sean vs Hofstra (Mar 01, 2024)
Hit by pitch:	2	-	KINKADE, Konner vs UNLV (Mar 09, 2024)
	2	-	STEPHENS, Sean vs San Jose State (Mar 23, 2024)
	2	-	SMITH, Kyle vs Fresno State (Apr 13, 2024)
Caught stealing:	1	-	(13 times)
Runners LOB:	7	-	SMITH, Kyle vs CSU Bakersfield (Feb 19, 2024 at Surprise, Ariz.)

Fielding

Putouts:	16	-	SPENRATH, Reed vs Fresno State (Apr 12, 2024)
Assists:	9	-	DIXON, Devon vs Fresno State (Apr 12, 2024)
Errors:	2	-	MCALISTER, Josh at San Diego State (03-29-24)
	2	-	DIXON, Devon at Air Force (Apr 19, 2024)
	2	-	MCALISTER, Josh at New Mexico State (Apr 30, 2024)
Passed balls:	1	-	(4 times)

Pitching

Innings pitched:	7.0	-	LOPEZ, David vs UNLV (Mar 09, 2024)
	7.0	-	LOPEZ, David vs Fresno State (Apr 14, 2024)
	7.0	-	RUSSELL, Brett vs San Diego State (Apr 27, 2024)
Runs allowed:	12	-	PENGELLY, Dayne vs Sam Houston (Apr 05, 2024)
Earned runs:	9	-	LOPEZ, David at Air Force (Apr 21, 2024)
Walks allowed:	5	-	PURSER, Daxton vs Sam Houston (Apr 07, 2024)
	5	-	PENGELLY, Dayne at Air Force (Apr 19, 2024)
Strikeouts:	9	-	PURSER, Daxton vs Sam Houston (Apr 07, 2024)
	9	-	PENGELLY, Dayne vs San Diego State (Apr 26, 2024)
Hits allowed:	11	-	LOPEZ, David vs South Dakota State (Feb 23, 2024)
	11	-	PENGELLY, Dayne vs Sam Houston (Apr 05, 2024)
Doubles allowed:	4	-	LOPEZ, David vs South Dakota State (Feb 23, 2024)
	4	-	PENGELLY, Dayne vs Sam Houston (Apr 05, 2024)
Triples allowed:	2	-	BANNISTER, Wil vs South Dakota State (Feb 24, 2024)
Homers allowed:	4	-	JACKSON, Jaren vs Oregon State (Feb 16, 2024 at Surprise, Ariz.)

2024 GAME BY GAME (BATTING)

Date	Opponent	ab	r	h	rbi	2b	3b	hr	tb	bb	ibb	sb	cs	hbp	sac	sf	gdp	k	po	a	e	lob	avg
Feb 16	vs Oregon State	38	6	10	5	2	0	1	15	6	0	0	1	1	0	0	0	10	24	10	1	12	.263
Feb 17	vs CSU Bakersfield	29	4	5	4	0	0	3	14	2	0	0	0	1	0	0	0	11	27	9	0	4	.224
Feb 18	vs Minnesota	32	2	4	1	2	0	0	6	6	0	0	0	1	0	0	0	13	24	9	0	10	.192
Feb 19	vs CSU Bakersfield	29	6	9	6	1	0	0	10	11	0	2	1	0	1	0	2	8	27	9	0	11	.219
Feb 22	SOUTH DAKOTA STAT	35	5	8	5	2	1	0	12	5	0	1	0	0	0	1	0	11	27	6	1	9	.221
Feb 23	SOUTH DAKOTA STAT	41	12	16	11	4	1	0	22	10	1	1	0	0	0	1	0	2	27	10	3	16	.255
Feb 24	SOUTH DAKOTA STAT	35	9	12	6	2	1	0	16	6	0	1	0	1	1	1	1	5	27	10	1	10	.268
Feb 24	SOUTH DAKOTA STAT	29	13	15	13	4	0	2	25	7	0	2	1	4	0	0	3	3	21	2	0	9	.295
Mar 01	HOFSTRA	40	9	14	9	6	0	1	23	6	0	3	0	1	0	1	0	9	27	10	2	12	.302
Mar 02	HOFSTRA	37	15	10	13	3	1	1	18	17	1	1	1	4	1	1	0	9	30	7	2	15	.299
Mar 02	HOFSTRA	31	11	14	11	2	0	4	28	3	0	0	1	0	0	0	0	10	21	10	3	5	.311
Mar 03	HOFSTRA	33	9	12	9	2	0	2	20	6	0	1	1	1	0	1	1	7	27	11	1	8	.315
Mar 05	TEXAS TECH	40	8	12	8	4	0	0	16	6	0	4	0	1	0	0	0	8	27	10	2	12	.314
*Mar 09	UNLV	38	7	14	7	6	0	1	23	3	0	1	0	2	0	0	0	7	27	14	0	12	.318
*Mar 09	UNLV	50	31	29	28	4	0	2	39	13	0	1	0	4	1	3	0	4	27	10	1	16	.343
*Mar 10	UNLV	29	6	8	6	2	0	1	13	3	0	0	0	0	0	1	1	3	27	11	0	3	.339
Mar 12	at Arizona State	34	6	7	6	1	0	2	14	4	0	3	1	1	0	0	1	14	27	12	3	6	.332
*Mar 15	at Nevada	34	2	9	1	1	0	0	10	3	0	2	0	2	0	0	0	7	24	8	1	10	.328
*Mar 16	at Nevada	34	3	10	3	1	2	0	15	3	0	0	0	1	2	0	1	6	24	7	1	10	.326
*Mar 17	at Nevada	32	10	8	10	5	0	2	19	5	0	0	1	2	1	0	1	6	27	6	0	3	.323
Mar 19	NEW MEXICO STATE	35	14	17	14	4	0	3	30	4	0	0	1	1	0	0	0	3	21	7	1	6	.331
*Mar 22	SAN JOSE STATE	39	13	11	10	4	0	1	18	10	0	1	0	0	0	0	2	10	27	14	0	9	.328
*Mar 23	SAN JOSE STATE	34	7	11	7	1	1	2	20	6	0	0	0	3	0	0	1	5	27	9	1	12	.328
*Mar 23	SAN JOSE STATE	29	17	13	16	1	0	4	26	8	0	1	0	1	1	2	1	7	21	11	2	6	.332
*03-28-24	at San Diego State	28	5	4	5	2	0	0	6	8	0	2	0	2	1	0	1	9	27	10	2	7	.326
*03-29-24	at San Diego State	35	6	9	6	2	0	2	17	4	0	0	0	2	0	0	1	9	24	8	3	8	.323
*03-29-24	at San Diego State	21	0	0	0	0	0	0	0	6	0	1	0	1	0	0	0	8	18	7	2	7	.316
Apr 02	at Arizona	32	1	6	1	1	1	0	9	1	0	0	0	0	0	0	1	8	24	7	1	5	.312
Apr 05	SAM HOUSTON	42	14	16	13	6	0	3	31	1	0	0	1	0	0	1	0	7	27	12	2	3	.315
Apr 07	SAM HOUSTON	34	3	8	3	1	0	0	9	2	0	0	1	2	0	0	0	11	27	10	4	8	.312
Apr 09	at New Mexico State	32	2	7	2	2	0	0	9	5	0	0	0	1	1	0	2	8	24	10	2	10	.309
*Apr 12	FRESNO STATE	36	5	10	5	2	1	0	14	5	0	0	0	2	0	0	0	13	27	16	2	11	.308
*Apr 13	FRESNO STATE	48	19	25	18	4	1	2	37	4	0	1	0	2	1	1	2	6	27	8	0	10	.317
*Apr 14	FRESNO STATE	32	6	8	4	0	0	2	14	4	0	1	0	1	2	0	0	4	27	13	0	9	.315
Apr 16	CSU-PUEBLO	28	3	8	2	3	0	0	11	1	0	0	0	3	1	1	2	8	27	12	1	7	.315
*Apr 19	at Air Force	32	3	8	3	0	0	1	11	0	0	0	0	0	1	1	0	1	24	3	2	4	.313
*Apr 21	at Air Force	36	6	12	6	1	1	1	18	1	0	0	1	1	2	0	0	6	27	12	1	7	.313
*Apr 21	at Air Force	28	7	10	7	3	0	1	16	6	0	0	1	1	0	1	0	4	19	7	1	8	.314
Apr 23	at Texas Tech	46	17	21	16	3	0	4	36	7	0	3	0	2	0	2	1	8	27	7	0	13	.319
*Apr 26	SAN DIEGO STATE	32	8	10	7	2	1	0	14	7	1	0	0	2	0	1	1	8	27	10	0	10	.319
*Apr 27	SAN DIEGO STATE	39	19	16	16	2	1	2	26	10	0	0	0	1	0	2	0	6	27	8	1	9	.322
*Apr 28	SAN DIEGO STATE	35	9	13	9	3	0	3	25	8	0	0	0	0	0	1	1	9	27	8	1	10	.323
Apr 30	at New Mexico State	36	8	10	7	1	0	1	14	10	0	1	0	0	1	0	0	10	26	12	2	12	.322
*May 03	at UNLV	46	15	19	14	3	1	3	33	4	0	2	0	0	0	1	0	14	27	12	1	9	.324
*May 04	at UNLV	35	8	10	6	1	1	2	19	8	0	1	0	1	0	2	0	8	24	5	1	11	.324
*May 05	at UNLV	34	14	14	14	0	1	3	25	5	0	1	0	0	0	1	0	3	21	8	2	5	.325
Totals		1604	403	522	373	106	16	62	846	260	3	38	13	56	18	27	27	346	1170	427	57	409	.325

2024 GAME BY GAME (PITCHING)

Date	Opponent	ip	h	r	er	bb	so	2b	3b	hr	wp	bk	hbp	dp	ibb	score	w-l	sv	era
Feb 16	vs Oregon State	8.0	17	15	15	7	9	4	0	7	1	0	0	2	0	6-15	0-1	0	16.88
Feb 17	vs CSU Bakersfield	9.0	7	3	3	2	4	1	0	0	2	0	0	1	0	4-3	1-1	1	9.53
Feb 18	vs Minnesota	8.0	10	11	10	8	8	3	1	0	3	0	4	2	0	2-11	1-2	1	10.08
Feb 19	vs CSU Bakersfield	9.0	8	2	2	1	9	1	0	1	2	0	1	1	0	6-2	2-2	2	7.94
Feb 22	SOUTH DAKOTA STAT	9.0	11	11	9	0	14	3	0	4	1	0	3	1	0	5-11	2-3	2	8.16
Feb 23	SOUTH DAKOTA STAT	9.0	19	11	9	2	9	6	1	2	0	0	0	1	0	12-11	3-3	2	8.31
Feb 24	SOUTH DAKOTA STAT	9.0	14	8	6	3	9	5	0	1	0	0	2	4	0	9-8	4-3	2	7.97
Feb 24	SOUTH DAKOTA STAT	7.0	9	2	2	2	8	1	2	1	0	0	0	0	0	13-2	5-3	2	7.41
Mar 01	HOFSTRA	9.0	13	10	8	5	8	3	0	0	0	0	2	0	0	9-10	5-4	2	7.48
Mar 02	HOFSTRA	10.0	22	16	15	9	7	6	0	2	0	0	1	1	0	15-16	5-5	2	8.17
Mar 02	HOFSTRA	7.0	10	7	7	6	7	3	0	1	0	0	0	1	0	11-7	6-5	3	8.23
Mar 03	HOFSTRA	9.0	11	6	6	5	6	2	1	0	3	1	1	0	0	9-6	7-5	4	8.04
Mar 05	TEXAS TECH	9.0	11	11	10	4	4	4	1	1	0	0	4	1	0	8-11	7-6	4	8.20
*Mar 09	UNLV	9.0	11	6	6	3	4	2	0	0	0	1	1	0	0	7-6	8-6	4	8.03
*Mar 09	UNLV	9.0	13	15	14	7	9	4	1	1	4	0	1	2	0	31-15	9-6	4	8.45
*Mar 10	UNLV	9.0	15	5	5	2	3	2	0	0	1	0	1	0	0	6-5	10-6	4	8.22
Mar 12	at Arizona State	9.0	5	4	3	8	8	0	0	0	3	0	1	2	0	6-4	11-6	5	7.91
*Mar 15	at Nevada	8.0	15	13	12	6	11	3	0	3	0	1	1	1	0	2-13	11-7	5	8.19
*Mar 16	at Nevada	8.0	9	4	4	5	7	2	0	2	0	0	1	0	0	3-4	11-8	5	8.01
*Mar 17	at Nevada	9.0	13	8	8	3	9	5	0	0	3	0	2	1	0	10-8	12-8	6	8.01
Mar 19	NEW MEXICO STATE	7.0	7	4	4	6	8	2	1	0	1	0	2	2	0	14-4	13-8	6	7.90
*Mar 22	SAN JOSE STATE	9.0	22	16	16	4	7	4	1	4	0	0	4	4	0	13-16	13-9	6	8.29
*Mar 23	SAN JOSE STATE	9.0	10	5	5	5	8	3	0	1	0	2	2	0	0	7-5	14-9	6	8.14
*Mar 23	SAN JOSE STATE	7.0	5	4	3	3	8	2	0	0	1	0	1	1	0	17-4	15-9	6	7.99
*03-28-24	at San Diego State	9.0	7	2	2	2	10	1	0	0	2	1	2	1	0	5-2	16-9	7	7.74
*03-29-24	at San Diego State	8.0	12	8	5	3	10	3	0	2	1	0	2	0	0	6-8	16-10	7	7.66
*03-29-24	at San Diego State	6.0	16	13	12	4	2	5	0	1	1	0	1	1	0	0-13	16-11	7	7.93
Apr 02	at Arizona	8.0	12	9	8	4	6	2	2	2	2	0	0	0	0	1-9	16-12	7	7.97
Apr 05	SAM HOUSTON	9.0	22	23	15	10	10	6	2	3	2	0	1	0	0	14-23	16-13	7	8.23
Apr 07	SAM HOUSTON	9.0	16	14	14	10	12	2	3	1	3	0	1	0	0	3-14	16-14	7	8.43
Apr 09	at New Mexico State	8.0	10	10	9	6	8	1	0	1	1	0	2	1	0	2-10	16-15	7	8.48
*Apr 12	FRESNO STATE	9.0	15	10	9	2	3	3	1	2	2	0	1	2	0	5-10	16-16	7	8.50
*Apr 13	FRESNO STATE	9.0	26	23	23	6	6	6	1	3	0	0	2	0	0	19-23	16-17	7	8.97
*Apr 14	FRESNO STATE	9.0	4	2	2	3	4	1	0	1	0	0	1	0	0	6-2	17-17	8	8.75
Apr 16	CSU-PUEBLO	9.0	3	1	0	3	7	0	0	0	0	0	1	0	0	3-1	18-17	9	8.49
*Apr 19	at Air Force	8.0	9	12	10	10	10	4	0	0	2	0	0	0	0	3-12	18-18	9	8.56
*Apr 21	at Air Force	9.0	6	5	5	3	4	0	0	3	1	0	3	1	0	6-5	19-18	10	8.46
*Apr 21	at Air Force	6.1	18	18	17	3	7	4	1	4	1	0	1	0	0	7-18	19-19	10	8.77
Apr 23	at Texas Tech	9.0	10	3	3	5	7	3	0	2	0	0	0	1	0	17-3	20-19	10	8.61
*Apr 26	SAN DIEGO STATE	9.0	8	4	4	4	10	2	0	2	1	0	0	0	0	8-4	21-19	10	8.49
*Apr 27	SAN DIEGO STATE	9.0	5	5	2	5	9	0	1	0	0	0	1	1	0	19-5	22-19	10	8.32
*Apr 28	SAN DIEGO STATE	9.0	12	7	7	4	8	2	1	0	2	0	1	0	0	9-7	23-19	10	8.29
Apr 30	at New Mexico State	8.2	9	10	9	8	4	2	0	1	1	0	3	2	0	8-10	23-20	10	8.31
*May 03	at UNLV	9.0	14	8	8	3	4	3	1	1	1	0	1	1	0	15-8	24-20	10	8.30
*May 04	at UNLV	8.0	15	13	9	4	6	4	0	2	1	0	1	0	0	8-13	24-21	10	8.34
*May 05	at UNLV	7.0	6	2	2	2	8	2	0	0	0	0	0	2	0	14-2	25-21	10	8.24
Totals		390.0	542	399	357	210	339	127	22	62	49	6	60	41	0	403-399	25-21	10	8.24

2024 PER-GAME STATISTICS

Record: 25-21 Home: 16-9 Away: 7-10 Neutral: 2-2 MW: 14-10

Player	g	ab	h/g	2b/g	3b/g	hr/g	bb/g	so/g	rbi/g	sb/g	r/g	*ab	*r	*h	*rbi	*bb	*k	*tb	*fly	*gnd
15 WALKER, Khalil	42	134	1.31	.21	.00	.07	.69	.48	.43	.05	.95	77	23	31	10	16	11	42	12	23
18 HOLLAND, Jake	36	141	1.50	.39	.06	.42	.31	.78	1.53	.00	1.08	86	23	33	33	6	17	71	21	17
30 SPENRATH, Reed	46	175	1.35	.35	.09	.24	.83	1.09	.85	.11	1.07	81	22	28	18	17	23	55	15	12
12 ASBY, Will	46	180	1.33	.35	.04	.22	.61	.52	1.09	.02	1.11	81	23	27	22	12	10	50	25	19
4 WOOD, Tye	43	135	1.02	.16	.09	.07	.79	.72	.72	.35	.93	73	21	23	16	18	16	36	18	15
8 KINKADE, Konner	39	132	1.08	.18	.00	.00	.33	.51	.69	.03	.72	82	17	26	16	8	12	30	28	19
24 SMITH, Kyle	31	100	.94	.26	.00	.10	.48	.58	.74	.03	.90	80	22	23	18	12	14	37	23	20
9 MCALISTER, Josh	28	93	.89	.11	.04	.18	.43	1.04	.61	.11	.64	85	16	22	15	11	26	41	17	18
3 DIXON, Devon	45	135	.69	.16	.02	.07	.53	.71	.53	.02	.67	82	18	19	14	14	19	30	17	26

47 OTT, Ethan	24	64	.96	.17	.00	.13	.46	.83	.75	.00	.58	80	17	28	22	13	25	45	11	13
43 TRUJILLO, Gene	22	42	.64	.14	.00	.18	.32	.64	.59	.00	.59	82	25	27	25	13	27	56	19	7
2 WEISSENBORN, Ch	20	65	1.05	.15	.00	.10	.35	.85	.95	.00	.40	86	10	28	25	9	22	40	17	20
14 CARRIS, Akili	27	89	1.04	.22	.00	.00	.22	.74	.85	.04	.70	89	19	28	23	6	20	34	28	15
11 STEPHENS, Sean	35	84	.74	.06	.06	.00	.37	.46	.37	.23	.46	82	15	25	12	12	15	31	12	25
10 MUNGUJA, Austin	6	4	.17	.00	.00	.00	.00	.33	.00	.00	.00	100	0	25	0	0	50	25	25	0
26 MANSY, Luke	14	31	.43	.07	.00	.00	.86	.36	.21	.00	.57	70	18	13	6	27	11	15	20	25
Totals	46	1604	11.35	2.30	.35	1.35	5.65	7.52	8.11	.83	8.76	81	20	26	18	13	17	43	19	18
Opponents	46	1656	11.78	2.76	.48	1.35	4.57	7.37	7.91	1.28	8.67	84	20	27	18	10	17	45	20	19

* = average based on 100 plate appearances

(All games Sorted by Earned run avg)

Player	app	ip	ip/app	w-l	+ip	+h	+r	+er	+bb	+so	+2b	+3b	+hr	+bf	+era	+fly	+gnd
27 LOPEZ, David	12	57.0	4.2	4-2	9.0	12.6	8.7	7.9	3.6	6.3	3.2	0.2	1.3	43.6	7.89	7.7	11.5

17 MOGEN, Cristian	1	2.0	2.0	1-0	9.0	9.0	0.0	0.0	0.0	0.0	4.5	---	---	36.0	0.00	13.5	13.5
22 BAKER-LIVINGSTON,	2	6.0	3.0	0-0	9.0	9.0	3.0	3.0	1.5	12.0	1.5	---	---	37.5	3.00	6.0	6.0
40 BANNISTER, Wil	19	44.2	2.1	2-0	9.0	10.1	5.6	5.2	3.8	5.4	1.8	0.4	1.2	41.9	5.24	13.7	7.3
19 STILL, Justin	14	13.1	0.2	1-0	9.0	10.1	7.4	6.1	10.1	7.4	1.4	0.7	0.7	47.2	6.08	7.4	8.1
33 PURSER, Daxton	10	32.0	3.0	0-2	9.0	9.0	7.0	6.2	7.3	9.3	2.2	0.3	0.6	44.7	6.19	10.1	5.9
13 RUSSELL, Brett	13	43.0	3.0	4-1	9.0	9.8	8.2	6.9	2.7	7.3	2.7	0.4	1.5	40.2	6.91	9.2	9.2
31 PENGELLY, Dayne	10	37.0	3.2	3-4	9.0	14.8	10.5	8.3	6.6	9.7	3.6	0.7	1.5	49.9	8.27	6.6	9.7
34 BARNHOUSE, Josh	17	34.1	2.0	2-2	9.0	12.6	8.9	8.4	4.2	8.9	3.1	0.3	2.4	43.5	8.39	10.2	6.8
35 STEINKAMP, Arthur	19	33.1	1.2	3-1	9.0	14.0	10.0	8.9	3.8	4.9	4.1	1.4	0.5	45.1	8.91	8.9	11.3
6 MCBROOM, Brian	17	15.2	0.2	1-0	9.0	11.5	9.2	9.2	4.6	6.3	2.3	0.6	2.3	46.0	9.19	12.1	8.6
23 JACKSON, Jaren	19	36.2	1.2	3-5	9.0	15.2	10.8	10.1	5.4	10.1	2.7	0.2	2.5	49.3	10.06	8.6	7.4
39 CASTILLO, Ryan	9	19.2	2.0	1-3	9.0	16.9	13.3	12.4	2.7	10.1	4.6	0.9	1.4	47.1	12.36	5.5	9.6
38 LEHMBECK, Blake	2	2.0	1.0	0-0	9.0	27.0	13.5	13.5	4.5	9.0	9.0	4.5	---	58.5	13.50	9.0	9.0
48 NEIL, Andrew	5	4.0	0.2	0-0	9.0	6.8	24.8	18.0	29.2	11.2	---	2.2	---	72.0	18.00	6.8	9.0
29 HARDY, Wyatt	8	9.0	1.0	0-1	9.0	21.0	20.0	20.0	4.0	12.0	4.0	---	4.0	52.0	20.00	6.0	9.0
41 ROMERO, Blane	1	0.1	0.1	0-0	9.0	0.0	54.0	54.0	54.0	0.0	---	---	---	81.0	54.00	27.0	0.0
Totals	46	390.0	8.1	25-21	9.0	12.5	9.2	8.2	4.8	7.8	2.9	0.5	1.4	45.2	8.24	9.1	8.8
Opponents	46	384.1	8.1	21-25	9.0	12.2	9.4	8.4	6.1	8.1	2.5	0.4	1.5	46.0	8.41	9.0	8.6

+ = average based on 9-inning game

Hitting minimums - 1 Games 1 AB 2.0 AB/Game 1 TPA 2.0 TPA/Game

Pitching minimums - 1 Games 1.0 IP/Game

SINGLE-GAME RECORDS

AT-BATS

57	vs. New Mexico St.	2/9/02
58	vs. Fresno St.	4/1/99
56	vs. Air Force	5/14/09
56	vs. Binghamton	3/7/09
56	vs. Air Force	5/2/03
55	vs. Fresno St.	4/9/16
54	vs. Hawaii	3/14/97
54	vs. New Mexico St.	2/24/72
53	vs. Oklahoma St.	2/16/13
53	vs. Coppin St.	4/18/10
53	vs. New Mexico St.	3/30/99
53	vs. Colorado St.	3/17/73
53	vs. Northern Colorado	2/27/05

RUNS

31	vs. UNLV	3/9/24 (W, 31-15)
31	vs. Air Force	4/17/04 (W, 31-11)
30	vs. Northern Colo.	2/24/23 (W, 30-1)
30	vs. Binghamton	3/7/09 (W, 30-2)
29	at UNLV	3/24/17 (W, 29-8)
29	vs. Coppin St.	4/18/10 (W, 29-3)
28	vs. N.M. Highlands	2/9/03 (W, 28-5)
28	vs. N.M. St.	3/30/99 (W, 28-18)
27	vs. Fresno St.	4/1/99 (W, 27-26)
27	vs. Rice	4/12/98 (W, 27-26)
27	vs. Iowa	3/24/85 (W, 27-13)
27	vs. Creighton	3/26/71 (W, 27-5)
26	vs. Air Force	4/12/08 (W, 26-9)
26	vs. Air Force	4/14/06 (W, 26-11)
26	vs. Utah	3/13/93 (W, 26-8)

HITS

32	vs. Fresno St.	4/1/99
31	vs. Binghamton	3/7/09
30	vs. Hawaii	3/14/97
29	vs. UNLV	3/9/24
29	vs. Coppin St.	4/18/10
29	vs. Air Force	4/17/04
28	vs. Northern Colo.	2/24/23
28	at Air Force	3/4/17
28	vs. Air Force	4/12/08
28	vs. New Mexico St.	3/30/99
27	vs. Air Force	5/2/03
26	vs. San Diego St.	5/26/12
26	vs. Northwestern	2/22/97
26	vs. Washington	3/26/95

RBI

28	vs. UNLV	3/9/24
28	vs. Coppin St.	4/18/10
28	vs. Binghamton	3/7/09
28	vs. Air Force	4/17/04
27	vs. Northern Colo.	2/24/23
27	vs. Iowa	3/24/85
26	vs. Air Force	4/12/08
26	vs. N.M. Highlands	2/9/03
26	vs. New Mexico St.	3/30/99
26	vs. Rice	4/12/98
25	vs. Air Force	4/14/06
24	vs. UNLV	3/24/17
24	vs. Fresno St.	4/1/99
24	vs. Utah	4/23/94

DOUBLES

13	vs. N.M. Highlands	2/9/03
10	vs. Coppin St.	4/18/10
9	at Nevada	4/21/13
9	vs. Northern Colorado	3/5/06
9	vs. Utah	3/16/02
9	vs. UNLV	4/4/98

8	at New Mexico State	3/29/22
8	vs. Fresno St.	3/31/17
8	vs. San Jose St.	5/9/15
8	vs. San Jose St.	5/10/15
8	vs. San Diego St.	3/17/00
8	vs. Fresno St.	4/1/99
8	vs. Rice	4/12/98
8	vs. UTEP	4/18/80
8	vs. Southern Colorado	5/17/75

TRIPLES

7	vs. Southern Colorado	3/27/76
6	vs. TAMU-CC	2/21/09
6	vs. Hartford	3/16/86
5	vs. Holy Cross	2/25/22
4	vs. Coppin St.	4/18/10
4	vs. ENMU	4/30/97
4	vs. Colorado St.	3/20/75
4	vs. NE Illinois	4/18/78
4	vs. UTEP	5/11/73
4	vs. Northern Illinois	3/27/72

HOME RUNS

10	vs. New Mexico St.	3/30/99
8	vs. Air Force	4/12/08
8	vs. Air Force	4/18/04
7	vs. Fresno State	4/29/23
6	vs. Air Force	5/6/17
6	vs. Binghamton	2/18/17
6	vs. Fresno St.	4/9/16
6	vs. Air Force	4/13/06 (Game 2)
6	vs. Air Force	4/17/04
6	vs. UNLV	5/9/99
6	vs. Rice	4/12/98
6	vs. New Mexico St.	2/25/98
6	vs. Utah	5/15/94
6	vs. Air Force	4/26/86
6	vs. Air Force	4/25/86

TOTAL BASES

63	vs. New Mexico St.	3/30/99
61	vs. Air Force	4/12/08
54	vs. Fresno St.	4/1/99

WALKS

17	vs. Hofstra	3/2/24
17	at Hawai'i	2/21/16
16	vs. Air Force	4/17/04
15	vs. Fresno St.	3/31/17
14	at UNLV	3/24/17
14	at Utah	4/4/87

STOLEN BASES

9	vs. Wayland Baptist	4/13/94
8	vs. Maine	3/18/94
8	vs. New Mexico St.	2/11/00
8	vs. Brigham Young	4/8/00
7	vs. New Mexico St.	4/17/13
7	vs. Toledo	3/10/02
7	vs. N.M. Highlands	2/10/98
7	vs. Grand Canyon	5/4/96

LONGEST GAME (Innings)

15	NMSU 4, UNM 3	2/9/02
15	UNM 10, Gonzaga 8	3/31/72
14	UNM 8, ENMU 7	2/5-6/96
14	UNM 9, Colorado St. 8	3/17/73

NO-HIT GAMES (2)

Jim Kremmel	4/17/70
vs. Arizona (9 innings)	
Mike Connell	3/24/77
vs. N.M. Highlands (7 innings)	

ONE-HIT GAMES (11)

Tommy Bruskas	5/8/59
at New Mexico St.	
Lloyd Randel	4/28/62
at ENMU, 4/28/62	
Cliff Fowler	3/6/65
at UTEP (7 innings)	
Stan Quintana	3/22/65
vs. Colorado St. (7 innings)	
Cliff Fowler	4/15/65
vs. San Francisco St.	
Cliff Fowler	3/23/67
vs. UTEP (7 innings)	
Tony Sexton & Chuy Armendariz	3/9/68
at New Mexico St. (6 innings)	
Jim Kremmel	3/22/69
vs. Colorado St. (7 innings)	
Ron Sims	3/25/73
vs. New Mexico St. (7 innings)	
Tom Bepko & Craig Steiner	3/6/76
vs. Colorado Mines (7 innings)	
Tyler Stevens	4/12/15
vs. Air Force	

SINGLE GAME STRIKEOUTS

18	Jim Kremmel	3/30/70
vs. ENMU		
18	Jim Kalk	3/14/64
vs. Colorado St. (7 innings)		
17	Justin Armbruster	3/13/21
at Fresno State		
17	Jim Serrano	2/17/98
vs. Point Loma		
17	Tommy Bruskas	5/8/59
at NMSU		
17	Cliff Fowler	3/19/65
at New Mexico St. (8 innings)		
17	Bob McAulay	4/29/66
vs. Arizona St.		
16	Gig Brummel	4/29/61
vs. New Mexico St. (7 innings)		
16	Gary Jacobs	3/23/70
vs. Colorado St.		
16	Arnie Marzullo	3/16/73
vs. Colorado		
15	Jim Kalk	3/29/64
vs. Air Force		
15	Jim Kalk	4/11/64
vs. New Mexico St.		
15	Bob McAulay	4/7/66
vs. UTEP (7 innings)		
15	Bob McAulay	5/13/66
vs. UTEP		
15	Jim Kremmel	4/10/70
vs. Arizona St.		
15	Chris Cooper	2/25/00
vs. Southern Utah		

INNINGS PITCHED

12	Jim Coleman	5/15/92
vs. San Diego St.		
11	Tom Bepko	3/27/75
vs. South Dakota St.		

PROGRAM RECORDS

AT-BATS

Game: ..8.....Done 3 times
 Hank Garcia1972
 vs. Gonzaga (3/31)
 Chris Armstrong1999
 vs. Fresno St. (4/1)
 Josh Mader2003
 vs. Air Force (5/2)
Season:..275....Tony Cairns(2001)
Career:...960...Daniel Stovall..... (2004-07)

RUNS

Game:6.....Done 6 times
 Justin Howard2010
 vs. Coppin St. (4/18)
 Dane Hamilton2009
 vs. Binghamton (3/7)
 Brian Cavazos-Galvez..2009/08
 vs. AF (5/16) & (4/12)
 Sean Murray2004
 vs. Air Force (5/15)
 Lon Yamaguchi.....1998
 vs. N.M. St. (2/25)
Season:..86....Jim Fregosi(1985)
Career:...248 ...Lon Yamaguchi.... (1996-99)

HITS

Game:.....6.....Done 8 times
 John Pustay.....2012
 at Air Force (4/5)
 Justin Howard2010
 vs. Coppin St. (4/18)
 Mike Brownstein2009
 vs. Air Force (5/14)
 Dane Hamilton2009
 vs. Binghamton (3/7)
 Brian Cavazos-Galvez 2008
 vs. Air Force (4/12)
 Cory Robbins1999
 vs. N.M. St. (3/23)
 Ronnie Meng1995
 vs. Nebraska (3/19)
 Aaron Santini1993
 vs. Regis (3/6)
Season:..125Keith Hagman(1980)
Career:...340 ..Travis Young(1994-97)

RBI

Inning:....8.....Jonathan Gallegos.....1993
 vs. Utah (3/13)
Game:.....10.....Brian Cavazos-Galvez 2008
 vs. Air Force (4/12)
 Mark Gulseth1992
 vs. San Diego St. (4/19)
Season:..95.....Keith Hagman(1980)
Career:...226...Daniel Stovall (2004-07)

DOUBLES

Game:.....4Done 4 times
 Justin Howard2010
 vs. San Diego St. (5/2)
 Justin Howard2010
 vs. Coppin St. (4/18)
 Joe Salas2004
 vs. Air Force (4/17)
 Dusty Young2003
 vs. N.M. Highlands (2/9)
Season:..35.....Robert Gonzales(1998)
Career:...78.....DJ Peterson(2011-13)
 Daniel Stovall..... (2004-07)

TRIPLES

Game:.....3.....Jim Economides1957
 vs. Denver
Season:..17Keith Hagman(1980
 (NCAA record)
Career:...31.....Larry Harrison(1980-83)

HOME RUNS

Game:.....4Brian Cavazos-Galvez .2008
 vs. Air Force (4/12)
Season:..25.....Chris Alexander(2003)
Career:...53.....Aaron Sisk..... (1998-00)

GRAND SLAMS

Game:.....2.....Mark Gulseth1992
 vs. San Diego St. (4/19)
Season:..3 **Will Asby**(2024)
3.....Mark Wulfert(1995)
Career:...5.....Mark Wulfert(1993-95)

TOTAL BASES

Game:.....19.....Brian Cavazos-Galvez .2008
 vs. Air Force (4/12)
Season:..207.....Keith Hagman(1980)
Career:...550 ...Daniel Stovall(2004-07)

STOLEN BASES

Game:.....5.....Cory Robbins1998
 vs. N.M. Highlands (2/10)
Season:..56.....Luke Oglesby(1993)
Career:...123.....Travis Young(1994-97)

WALKS

Game:.....5.....Done 2 times
 DJ Peterson.....2013
 vs. UC Riverside (3/9)
 Luke Oglesby1993
 vs. Texas Tech (2/25)
Season:..56.....Mike Foote(1980)
Career:...152.....Lon Yamaguchi(1996-99)

HIT BY PITCH

Game:.....3.....Done 3 times:
 Jared Holley2013
 vs. LaSalle (3/5)
 Jordan Pacheco2006
 vs. New Mexico St. (2/28)
 Paul Huiitt1990
 vs. N.M. Highlands (2/28)
Season:..19.....Aaron Santini(1992)
Career:...40.....Jared Holley(2013-16)

SEASON STATISTICAL RECORDS

BATTING AVERAGE

1.	.363	2009
2.	.361	1986
3.	.355	1985
4.	.354	1980
5.	.346	2010
6.	.3454	2002
7.	.3451	2003
8.	.3444	1993
9.	.3443	1999
10.	.338	1997

WIN PCT. (min. 40 games)

1.	.740 (37-13-0)	1968
2.	.712 (42-17-0)	1985
3.	.674 (29-14-0)	1972
4.	.651 (41-22-0)	1980
5.	.649 (37-20-0)	2009
6.	.647 (37-20-1)	2014
7.	.633 (38-22-0)	2010
8.	.629 (39-23-0)	2016
9.	.627 (37-22-0)	2013
10.	.625 (35-21-0)	2000
	.625 (35-21-0)	1993

ERA

1.	2.87	1968
2.	3.40	1969
3.	3.86	1975
4.	3.92	1976
5.	4.07	1962
6.	4.13	1977
7.	4.21	1973
8.	4.23	2014
9.	4.29	1970
	4.29	1967

FIELDING PCT.

1.	.976	2009
2.	.974	2023
	.974	2017
4.	.973	2008
5.	.972	2015
6.	.971	2021
	.971	2016
	.971	2010
9.	.970	2007
10.	.969	2013
	.969	2006

SLUGGING PCT.

1.	.604	1986
2.	.572	1985
3.	.570	1980
4.	.567	1998
5.	.564	2003
6.	.560	2023
7.	.554	2010
8.	.545	1999
9.	.542	2005
10.	.515	1993

ON BASE PERCENTAGE

1.	.445	1985
2.	.444	1993
3.	.443	1986
4.	.440	1980
5.	.432	2009
6.	.424	2003
7.	.422	2013
8.	.422	1987
9.	.420	1992
10.	.419	1994

LAST TIME IT HAPPENED...

HITTING (Individual)

Grand slam:.....*Kyle Smith vs. New Mexico St., 4/30/24*
Hit for the cycle:..... Danny Collier vs. Air Force, 3/24/18
Five hits:..... Jeffrey David vs. Northern Colorado, 2/24/23
Six hits:..... Carl Stajduhar vs. Fresno St., 4/9/16
Eight at bats:..... Josh Mader vs. Air Force, 5/2/03
Four runs:..... *Jake Holland at Nevada, 3/17/24*
Five runs:..... *Khalil Walker vs. UNLV, 3/9/24*
Six runs:..... Justin Howard vs. Coppin St., 4/18/10*
Five RBI:..... *Jake Holland vs. San Jose St., 3/22/24*
Six RBI:..... *Will Asby at Texas Tech, 4/23/24*
Seven RBI:..... *Jake Holland vs. San Jose St., 3/23/24*
Eight RBI:..... Justin Olson vs. Fresno State, 4/29/23
Nine RBI:..... *Will Asby vs. UNLV, 3/9/24*
10 RBI:..... Brian Cavazos-Galvez vs. Air Force, 4/12/08*#
Three doubles:..... *Jake Holland at Nevada, 3/17/24*
Four doubles:..... Reece Weber vs. San José St., 5/10/15
Four extra-base hits:..... *Jake Holland at Nevada, 3/17/24*
Two triples:..... *Reed Spenrath at Nevada, 3/16/24*
Back-to-back-to-back triples: ... Mike Brownstein, Dane Hamilton, Brian Cavazos-Galvez vs. TAMU-CC (Game 2), 2/21/09
Inside-the-Park home run:..... DJ Peterson vs. TCU, 5/20/11
Walk-off home run:..... *Devon Dixon vs. San Diego St., 4/28/24*
Walk-off grand slam:..... *Devon Dixon vs. San Diego St., 4/28/24*
Two home runs:..... *Will Asby at Texas Tech., 4/24/24*
Three home runs:..... Justin Olson vs. Fresno State, 4/29/23
Four home runs: ... Brian Cavazos-Galvez vs. Air Force, 4/12/08*#
Two home runs in one inning:..... Josh Mader at Utah, 4/8/04
Two+ players with multi-homers:..... Brian Cavazos-Galvez (4), Kevin Atkinson (2) vs. Air Force, 4/12/08
Back-to-back homers:..... *Chase Weissenborn, Khalil Walker at Texas Tech., 4/24/24*
Back-to-back-to-back homers:..... Daniel Stovall, Matt Hibbitts, Ian Hollick vs. Hawaii-Hilo, 4/28/07
Multiple back-to-back homers in same game:..... (2), Joe Salas, Daniel Stovall, vs. Air Force, 5/16/04
HR in 3 straight games: ... *Jake Holland vs. San Jose St., 3/22-24/24*
HR in 4 straight games:.....*Jake Holland vs. NMSU, SJSU, 3/17-24/24*
Three + sacrifice bunts in a game:..... 3, Jared Holley at Nevada 4/20/13
Four strikeouts:..... Deylan Pigford vs. Fresno State, 4/28/23
Three HBP:..... Jared Holley vs. LaSalle, 3/5/13
Three stolen bases:..... *Sean Stephens vs. Hofstra, 3/1/24*
Four Walks:..... *Reed Spenrath vs. Hofstra, 3/2/24*
Five Walks:..... DJ Peterson vs. UC Riverside, 3/9/13*

HITTING (Team)

Five + home runs (team):... 7, vs. Fresno State (W, 17-7), 4/29/23
20+ hits:..... *21, at Texas Tech (W, 17-3), 4/24/24*
25+ hits:..... *25, vs. Fresno St. (L, 23-19), 4/13/24*
30+ hits:..... 31, vs. Binghamton (Game 1), 3/7/09
Allowed 20 + hits:..... *26, vs. San Jose St., 3/22/24*
20+ runs:..... 20, vs. St. Bonaventure (W, 20-3), 3/4/23
Allowed 20 + runs:..... *23, vs. Fresno St. (L, 23-19), 4/12/24*
30+ runs:..... *31, vs. UNLV (W, 31-15), 3/9/24*
20+ RBI:..... *28, vs. UNLV (W, 31-15), 3/9/24*
40+ total bases:..... 42, vs. Fresno State, 4/29/23
50+ total bases:..... 52, vs. Northern Colorado, 2/24/23
60+ total bases:..... 61, vs. Air Force, 4/12/08
No strikeouts:..... 5/4/14 vs. San Diego St. (35 at-bats)
No walks:..... 3/31/23 vs. San Diego State (34 at-bats)
10+ strikeouts:..... *10, vs. San Jose St., 3/22/24*
10+ walks:..... *10, vs. San Jose St., 3/22/24*
15+ walks:..... *17, vs. Hofstra, 3/2/24*
5+ HBP:..... 5, vs. San Jose State, 4/29/22
Was no-hit (7-inning game):..... *at San Diego State, 3/29/24*
Was no-hit (9-inning game):..... at Wichita St., 3/20/90

PITCHING (Individual)

No-hitter (7-inning game):..... Mike Connell vs. N.M. Highlands, 3/24/77
No-hitter (9-inning game):..... Jim Kremmel vs. Arizona, 4/17/70
One-hitter:..... Tyler Stevens vs. Air Force, 4/12/15
Complete game:..... Cody Dye vs. UNLV, 4/21/18..... Justin Armbruster at San Jose State, 5/22/21 (7 innings)
Complete-game shutout:..... Colton Thomson vs. Nevada, 5/26/16
10+ strikeouts:..... 12, Justin Armbruster at San Jose State, 5/22/21
15+ strikeouts:..... 17, Justin Armbruster at Fresno State, 3/13/21
No walks (complete game): Justin Armbruster at San Jose State, 5/22/21

PITCHING (Team)

10+ strikeouts:..... *14, vs. South Dakota St. 2/22/24*
15+ strikeouts:..... 16, vs. Nevada, 3/27/21
No strikeouts:..... 3/5/17 at Air Force ... (J. Tripp 30 BF; D. Gillespie 5 BF, A. Isenhardt 1 BF, C. Tripp 8 BF)
No walks:..... *vs. South Dakota State, 2/22/24*
10 + walks:..... at California, 5/14/22

FIELDING

Five+ errors (Team):..... 6, vs. San Jose State, 4/8/23
Three+ errors (Ind.):..... 3, Hayden Schilling vs. Central Michigan, 2/22/18
Eight+ assists:..... 8, Konner Kinkade vs. Texas Tech, 3/28/23
Caught three runners stealing:..... Mitch Garver vs. Texas Tech, 4/25/12
15 + putouts:..... 15, Reed Spenrath vs. New Mexico State, 3/21/23
UNM turned a triple play:..... 5/13/16 vs. Nevada (4-6-3-2)
UNM hit into a triple play:..... 4/23/09 at BYU

SCORING AND MISCELLANEOUS

Stole home:..... Harry Fullerton vs. Nevada, 3/27/21
Stole seven+ bases:..... 7, 4/17/13 vs. New Mexico St. (W, 13-6)
Tied:..... 4/28/19 at Fresno St. (T, 6-6)
Shut out:..... *3/29/24 at San Diego State (L, 0-13/7 Inn.)*
Shut out opponent:..... 4/18/23 at New Mexico State (W, 13-0)
Shut out at home:..... 3/21/23 vs. New Mexico State (L, 0-2)
Shut out on the road:..... *3/29/24 at San Diego St. (L, 0-13/7 Inn.)*
Shut out opponent at home:..... 3/11/23 vs. Air Force (W, 15-0)
Shut out opponent on road:..... 4/18/23 at New Mexico St. (W, 13-0)
Recorded back-to-back shutouts:..... 5/6-5/7, 2011 vs. Air Force (5-0, 10-0)
Recorded three straight shutouts:..... 2/24-3/3, 1973 vs. New Mexico St. (1-0) and New Mexico Highlands (7-0, 4-0)
Shut out in back-to-back games:..... 3/14-15/2017 at Oklahoma St.
Most runs in three-game series: 73, vs. Air Force (4/13-14, 2006)
Consecutive one-run games:..... *2, vs. UNLV, at ASU (3/10-12/24)*
Four straight one-run games:..... vs. BYU, Gonzaga, Northern Colorado, 2/15-23, 2020
Five straight one-run games:..... March 18-24, 2015*

LAST TIME IT HAPPENED... CONTINUED

EXTRA INNINGS

Won an extra-inning game: 4/30/23 vs. Fresno State (6-5, 10 inn.)
Lost an extra-inning game: 3/2/24 vs. Hofstra (15-16, 10 Inn.)
Extra inning games in a row: 2, 4/23-4/24, 2021 at Washington
3 straight extra-inning games: at Utah, 4/9-11, 2009
Played a 10-inning game: 3/2/24 vs. Hofstra
Played an 11-inning game: vs. Fresno State, 3/13/22 (W, 9-8)
Played a 12-inning game: vs. Minnesota, 2/20/22 (W, 4-3)
Played a 13-inning game: vs. Columbia, 6/1/13 (L, 6-5, NCAA Tourn.)
Played a 14-inning game: vs. Eastern N.M., 2/5-6, 1996 (W, 8-7)
Played a 15-inning game: at New Mexico St., 2/9/02 (L, 4-3)

IN AN INNING

10+ runs in an inning: 10, at UNLV (5/5/24)
15+ runs in an inning: 15, vs. Savannah St., 3/11/05
4+ homers in an inning: 4, at Air Force, 5/19/05
5+ doubles in an inning: 5, at Nevada, 4/21/13
4+ triples in an inning: 4, vs. TAMU-CC (Game 2), 2/21/09^
10+ hits in an inning: 10, at UNLV (5/5/24)
10+ consecutive hits: 10, at UNLV (5/5/24)
10+ consecutive batters reach base: 11, at UNLV (5/5/24)
15+ consecutive batters reach base: 16, vs. Savannah St., 3/11/05
Player w/hits from both sides of plate: Sam Haggerty
 vs. Fresno St. 4/12/13

UNM SCORING IN AN INNING

Most runs in top of 1st: 11, at Air Force (5/14/09)
Most runs in top of 2nd: 10, 2x, last at Air Force (4/15/97)
Most runs in top of 3rd: 8, 3x, last at Air Force (4/25/10, Game One)
Most runs in top of 4th: 12, at Air Force (4/15/07)
Most runs in top of 5th: 12, at Air Force (4/17/04)
Most runs in top of 6th: 10, at Air Force (5/19/16)
Most runs in top of 7th: 10, at UNLV (5/5/24)
Most runs in top of 8th: 12, at Utah (4/1/00)
Most runs in top of 9th: 9, at New Mexico St. (2/16/86)
Most runs in top of 10th: 4, at Texas St. (2/11/06)
Most runs in top of 11th: 6, at Arizona (1/30/93)
Most runs in top of 12th: 3, at Washington (4/24/21)
Most runs in top of 13th: N/A
Most runs in top of 14th: N/A
Most runs in top of 15th: 1, vs. Gonzaga at Fresno St. (3/31/72)

Most runs in bottom of 1st: 11, 2x, last vs. St. Bonaventure. (3/4/23)
Most runs in bottom of 2nd: 15, vs. Savannah St. (3/11/05)
Most runs in bottom of 3rd: 13, vs. NM Highlands (2/28/90)
Most runs in bottom of 4th: 12, vs. Air Force at UNLV (5/27/04)
Most runs in bottom of 5th: 10, 2x, last vs. Utah (4/22/06)
Most runs in bottom of 6th: 20, vs. Utah (3/13/93)*
Most runs in bottom of 7th: 11, vs. Texas St. (2/18/05)
Most runs in bottom of 8th: 12, 3x, last vs. Fresno St. (4/13/13)
Most runs in bottom of 9th: 9, 2x, last vs. New Mexico St. (3/26/02)
Most runs in bottom of 10th: 7, vs. Louisiana Tech (3/13/10)
Most runs in bottom of 11th: 2, 2x, last vs. Fresno St. (3/13/22)
Most runs in bottom of 12th: 2, vs. UNLV (3/9/14)
Most runs in bottom of 13th: 1, 2x, last vs. Northwestern (3/7/03)
Most runs in bottom of 14th: 1, 2x, last vs. ENMU (2/5-6, 1996)
Most runs in bottom of 15th: N/A

OPPONENT SCORING IN AN INNING

Most runs in top of 1st: 12, vs. BYU (3/26/94)
Most runs in top of 2nd: 9, vs. UC Riverside (4/18/19)
Most runs in top of 3rd: 12, vs. Wichita St. (3/16/89)
Most runs in top of 4th: 11, vs. Rice (4/11/98)
Most runs in top of 5th: 10, 2x, last vs. UNLV (4/3/22)
Most runs in top of 6th: 10, vs. BYU (4/11/02)
Most runs in top of 7th: 11, vs. BYU (4/6/00)
Most runs in top of 8th: 8, 2x, last vs. Rice (4/12/98)
Most runs in top of 9th: 12, vs. BYU (3/18/05, Game Two)

Most runs in top of 10th: 9, vs. San Francisco (3/18/06)
Most runs in top of 11th: 6, vs. Nevada at Las Vegas, Nev. (5/23/14)
Most runs in top of 12th: 1, 4x, last vs. UNLV (3/9/14)
Most runs in top of 13th: 1, 2x, last vs. Columbia (6/1/13)
Most runs in top of 14th: N/A
Most runs in top of 15th: N/A

Most runs in bottom of 1st: 11, at Arizona St. (2/9/80, Game One)
Most runs in bottom of 2nd: 16, at Texas Tech (3/15/22)*
Most runs in bottom of 3rd: 15, at Hawaii (4/22/89)
Most runs in bottom of 4th: 12, 2x, last at Air Force (4/15/90)
Most runs in bottom of 5th: 12, at Cal St. Fullerton (3/7/86)
Most runs in bottom of 6th: 12, at LMU (3/11/86)
Most runs in bottom of 7th: 9, at California (5/14/22)
Most runs in bottom of 8th: 11, vs. Oregon State (2/18/22)
Most runs in bottom of 9th: 4, 7x, last at Air Force (4/15/07)
Most runs in bottom of 10th: 4, at Air Force (4/24/65)
Most runs in bottom of 11th: 2, vs. BYU at San Diego St. (3/31/06)
Most runs in bottom of 12th: 2, vs. BYU at San Diego St. (3/31/06)
Most runs in bottom of 13th: N/A
Most runs in bottom of 14th: N/A
Most runs in bottom of 15th: 1, at New Mexico St. (2/9/02)

SERIES

Swept non-conf. series, home: ..vs. Northern Colo., 2/24-26, 2023
Swept non-conf. series, road: at No. 23 Oklahoma St., 3/14-15, 2017
Swept in non-conf. series, home: vs. Dallas Baptist, 3/4-6, 2016
Swept in non-conf. series, road: at California, 5/13-15/2022
Swept MW series, home: vs. San Diego State, 4/26-28, 2024
Swept MW series, road: at San Jose State, 5/22-23, 2021
Swept multiple MW series in a row: 3, 3/3/17-3/26/17
 at Air Force, vs. San José St., at UNLV
Swept in MW series, home:vs. San Diego State, 3/31-4/2, 2023
Swept in MW series, road: at Air Force, 5/8-9, 2021
Swept in multiple MW series in a row: 3, 4/2-5/9/2021
 at San Diego State, vs. Fresno State, at Air Force

WALK-OFFS

Won on last at-bat: 4/28/24
 Devon Dixon vs. San Diego State (9-7, 9 Inn.)
Back-to-back games won in last at-bat: 2/24/24
 vs. South Dakota State (12-11, 9-8)
Lost on last at-bat: 3/22/24
 vs. San Jose State
Scored two runs in last at-bat: 5/20/22
 vs. South Dakota State (13-2, run rule 7 innings)
Scored three runs in last at-bat: 2/24/24
 vs. Texas Tech (11-10, 9 innings)
Scored four runs in last at-bat: 4/28/24
 Devon Dixon vs. San Diego State (9-7, 9 Inn.)
Scored five runs in last at-bat: 5/20/22
 vs. Air Force (13-12, 9 innings)
Scored six runs in last at-bat: 5/20/22
 vs. Air Force (13-12, 9 innings)
Scored seven runs in last at-bat: 5/20/22
 vs. Air Force (13-12, 9 innings)
Scored nine runs in last at-bat: 3/21/99
 vs. TCU (17-16)
Allowed two runs in last at-bat: 3/18/23
 at Fresno State (8-9)
Allowed three runs in last at-bat: 4/2/21
 at San Diego State (9-10)
Allowed four runs in last at-bat: 4/2/21
 at San Diego State (9-10)
Allowed five runs in last at-bat: 4/2/21
 at San Diego State (9-10)
Allowed six runs in last at-bat: 4/2/21
 at San Diego State (9-10)

* = School record

= Mountain West record

2023 NEW MEXICO OVERALL STATS

Record: 26-25 Home: 17-11 Away: 6-13 Neutral: 3-1 MW: 13-17

Date	Opponent	Score	Player	avg	slug	ob%	g	ab	r	h	2b	3b	hr	rbi	bb	so	sb	cs	e
#2/17	vs #23 Oregon State	w 7-2	DITZENBERGER, D	.437	.563	.490	37	135	42	59	9	1	2	27	15	19	6	0	2
#2/18	vs UC Santa Barbara	w 3-1	ASHBY, Lenny Juni	.381	.595	.455	51	210	46	80	18	0	9	51	26	25	0	1	4
#2/19	vs #23 Oregon State	L 6-14	RUNION, Braydon	.357	.629	.398	51	213	48	76	23	4	9	56	11	51	1	2	1
#2/20	vs Minnesota	w 4-3	HOLLAND, Jake	.333	.633	.371	41	150	29	50	7	1	12	39	8	32	0	0	2
2/24	NORTHERN COLORADO	w 30-1	SPENRATH, Reed	.321	.721	.421	50	190	54	61	11	4	19	65	34	70	3	0	2
2/25	NORTHERN COLORADO	w 11-3	DAVID, Jeffrey	.306	.472	.349	42	193	38	59	13	5	3	41	11	27	3	2	6
2/25	NORTHERN COLORADO	w 18-2	PIGFORD, Deylan	.297	.503	.389	45	145	39	43	9	3	5	13	17	35	8	2	4
3/3	ST. BONAVENTURE	w 14-4	WEISSENBORN, C	.291	.385	.360	51	179	36	52	10	2	1	27	19	37	3	0	8
3/4	ST. BONAVENTURE	L 8-17	DIXON, Devon	.274	.445	.346	49	164	38	45	10	0	6	27	16	29	2	1	6
3/4	ST. BONAVENTURE	w 20-3	-----																
3/5	ST. BONAVENTURE	w 16-6	HERD, Caleb	.429	.571	.556	9	7	3	3	1	0	0	1	2	1	0	0	0
3/7	at Texas Tech	L 3-6	OLSON, Justin	.367	.822	.504	37	90	24	33	2	0	13	31	25	27	0	0	2
*3/10	AIR FORCE	L 7-9	STEPHENS, Sean	.349	.508	.388	37	63	11	22	5	1	1	8	3	11	4	2	1
*3/11	AIR FORCE	w 15-0	SMITH, Kyle	.271	.614	.469	28	70	17	19	3	3	5	13	16	17	2	0	0
*3/12	AIR FORCE	w 11-4	KINKADE, Konner	.268	.446	.425	35	56	13	15	4	0	2	12	15	8	0	0	4
3/14	at Grand Canyon	L 8-11	CARRIS, Akili	.143	.143	.250	8	7	2	1	0	0	0	0	0	2	0	0	1
*3/17	at Fresno State	L 3-5	FELIX, Dominic	.000	.000	.125	6	7	1	0	0	0	0	1	1	0	0	0	1
*3/18	at Fresno State	L 8-9	DEWYER, Trent	.000	.000	.000	2	0	0	0	0	0	0	0	0	0	0	0	0
*3/19	at Fresno State	w 7-2	STANFIELD, Alec	.000	.000	.000	1	0	0	0	0	0	0	0	0	0	0	0	0
3/21	NEW MEXICO STATE	L 0-2	STEINKAMP, Arthu	.000	.000	.000	15	0	0	0	0	0	0	0	0	0	0	0	0
*3/24	at Nevada	w 9-5	STILL, Justin	.000	.000	.000	17	0	0	0	0	0	0	0	0	0	0	0	0
*3/25	at Nevada	w 12-1	JACKSON, Jaren	.000	.000	.000	12	0	0	0	0	0	0	0	0	0	0	0	0
3/28	#22 TEXAS TECH	w 11-10	ITURRALDE, Adolfo	.000	.000	.000	8	0	0	0	0	0	0	0	0	0	0	0	0
*3/31	SAN DIEGO STATE	L 3-5	FLORES, Junior	.000	.000	.000	1	0	0	0	0	0	0	0	0	0	0	0	0
*4/1	SAN DIEGO STATE	L 1-3	MARTINEZ, Jordan	.000	.000	.000	5	0	0	0	0	0	0	0	0	0	0	0	0
*4/2	SAN DIEGO STATE	L 7-19	RUSSELL, Brett	.000	.000	.000	5	0	0	0	0	0	0	0	0	0	0	0	0
*4/6	SAN JOSE STATE	w 16-8	BAKER-LIVINGSTO	.000	.000	.000	10	0	0	0	0	0	0	0	0	0	0	0	0
*4/7	SAN JOSE STATE	L 3-8	GALLEGOS, Isaac	.000	.000	.000	12	0	0	0	0	0	0	0	0	0	0	0	0
*4/8	SAN JOSE STATE	L 3-14	HUDSON, Terrell	.000	.000	.000	10	0	0	0	0	0	0	0	0	0	0	0	0
4/11	CSU PUEBLO	w 8-7	LIVELY, Tristin	.000	.000	.000	13	0	0	0	0	0	0	0	0	0	0	0	1
4/12	CSU PUEBLO	L 6-8	MCBROOM, Brian	.000	.000	.000	25	0	0	0	0	0	0	0	0	0	0	0	1
4/18	at New Mexico State	w 13-0	EGLOFF, Riley	.000	.000	.000	13	0	0	0	0	0	0	0	0	0	0	0	2
*4/21	at Air Force	L 6-9	BANNISTER, Wil	.000	.000	.000	16	0	0	0	0	0	0	0	0	0	0	0	1
*4/23	at Air Force	w 12-1	Totals	.329	.560	.407	51	1879	441	618	125	24	87	412	219	391	32	10	49
*4/23	at Air Force	L 8-13	Opponents	.304	.464	.370	51	1770	324	538	112	23	42	300	155	341	32	16	61
4/25	at Arizona	L 8-11																	
*4/28	FRESNO STATE	w 16-10																	
*4/29	FRESNO STATE	w 17-7																	
*4/30	FRESNO STATE	w 6-5																	
5/2	NEW MEXICO STATE	w 14-6																	
*5/5	at UNLV	w 13-5	Player	era	w-l	app	gs	cg	sh	sv	ip	h	r	er	bb	so	avg	hr	
*5/6	at UNLV	L 5-7	GALLEGOS, Isaac	4.35	4-2	12	12	0	0	0	70.1	69	46	34	32	60	.253	4	
*5/7	at UNLV	L 3-8	LIVELY, Tristin	4.42	6-4	13	13	1	0	0	77.1	83	42	38	23	62	.277	5	
*5/12	NEVADA	w 9-5	EGLOFF, Riley	6.05	7-3	13	13	0	0	0	74.1	95	55	50	21	67	.310	12	
*5/12	NEVADA	L 8-9	-----																
*5/13	NEVADA	L 6-8	DEWYER, Trent	0.00	0-0	2	0	0	0	0	2.2	3	0	0	0	1	.300	0	
*5/14	NEVADA	w 7-3	STEINKAMP, Arthur	2.81	0-1	15	0	0	0	0	25.2	27	12	8	4	12	.273	1	
5/16	at New Mexico State	L 0-8	ITURRALDE, Adolfo	4.00	0-0	8	0	0	0	0	9.0	9	5	4	2	9	.281	1	
*5/18	at San Diego State	L 3-5	MCBROOM, Brian	5.53	4-2	25	0	0	0	3	40.2	47	28	25	11	39	.290	3	
*5/19	at San Diego State	L 3-4	STILL, Justin	5.91	0-1	17	0	0	0	0	21.1	22	14	14	16	20	.268	1	
*5/20	at San Diego State	L 6-8	JACKSON, Jaren	7.46	3-2	12	8	0	0	1	44.2	61	38	37	12	32	.318	2	
			HUDSON, Terrell	8.10	1-2	10	0	0	0	0	13.1	18	12	12	4	10	.327	4	
			BAKER-LIVINGSTON	8.62	0-4	10	4	0	0	0	24.0	40	24	23	10	10	.374	1	
			BANNISTER, Wil	9.47	1-3	16	1	0	0	1	19.0	31	21	20	8	11	.369	3	
			MARTINEZ, Jordan	12.86	0-0	5	0	0	0	0	7.0	10	10	10	5	1	.357	1	
			RUSSELL, Brett	17.47	0-1	5	0	0	0	0	5.2	16	12	11	4	7	.500	3	
			STANFIELD, Alec	54.00	0-0	1	0	0	0	0	0.1	3	2	2	2	0	1.000	0	
			FLORES, Junior	81.00	0-0	1	0	0	0	0	0.1	4	3	3	1	0	.800	1	
			Totals	5.95	26-25	51	51	1	2	5	435.2	538	324	288	155	341	.304	42	
			Opponents	8.02	25-26	51	51	1	2	15	433.1	618	441	386	219	391	.329	87	

LOB - Team (414), Opp (376). DPs turned - Team (48), Opp (33). CI - Team (0), Opp (1). IBB - Team (6), SPENRATH, R. 3, OLSON, J. 2, PIGFORD, D. 1, Opp (8). Picked off - PIGFORD, D. 1, DIXON, D. 1, STEPHENS, S. 1, DAVID, J. 1.

= Sanderson Ford College Baseball Class
* = Conference game

PB - Team (2), SMITH, K. 2, Opp (2). Pickoffs - Team (2), EGLOFF, R. 2, Opp (3). SBA/ATT - HOLLAND, J. (25-31), SMITH, K. (7-17), GALLEGOS, I. (7-10), LIVELY, T. (5-9), JACKSON, J. (8-8), EGLOFF, R. (6-8), MCBROOM, B. (1-4), ITURRALDE, A (1-3), BAKER-LIVING (2-3), STILL, J. (1-2), STEINKAMP, A (1-1).

2023 NEW MEXICO CONFERENCE STATS

Record: 13-17 Home: 8-8 Away: 5-9 MW: 13-17

Date	Opponent	Score	Player	avg	slug	ob%	g	ab	r	h	2b	3b	hr	rbi	bb	so	sb	cs	e
*3/10	AIR FORCE	L 7-9	DITZENBERGER, D	.405	.544	.440	21	79	16	32	6	1	1	12	5	11	2	0	2
*3/11	AIR FORCE	w 15-0	ASHBY, Lenny Juni	.373	.579	.449	30	126	25	47	11	0	5	27	14	17	0	0	3
*3/12	AIR FORCE	w 11-4	SPENRATH, Reed	.353	.793	.433	29	116	32	41	6	3	13	37	17	44	1	0	2
*3/17	at Fresno State	L 3-5	RUNION, Braydon	.316	.579	.361	30	133	24	42	14	3	5	31	7	31	0	2	1
*3/18	at Fresno State	L 8-9	HOLLAND, Jake	.309	.521	.343	25	94	15	29	5	0	5	17	4	17	0	0	2
*3/19	at Fresno State	w 7-2	WEISSENBORN, C	.286	.384	.352	30	112	18	32	6	1	1	18	12	24	3	0	7
*3/24	at Nevada	w 9-5	DIXON, Devon	.274	.415	.325	29	106	22	29	6	0	3	13	7	19	1	0	3
*3/25	at Nevada	w 12-1	DAVID, Jeffrey	.272	.379	.324	22	103	17	28	7	2	0	16	6	13	0	1	4
*3/31	SAN DIEGO STATE	L 3-5	PIGFORD, Deylan	.243	.446	.341	25	74	16	18	4	1	3	4	8	20	3	2	4
*4/1	SAN DIEGO STATE	L 1-3	-----																
*4/2	SAN DIEGO STATE	L 7-19	HERD, Caleb	.500	.500	.500	3	2	1	1	0	0	0	0	0	1	0	0	0
*4/6	SAN JOSE STATE	w 16-8	STEPHENS, Sean	.394	.606	.459	20	33	8	13	4	0	1	5	3	6	4	2	1
*4/7	SAN JOSE STATE	L 3-8	OLSON, Justin	.310	.793	.481	22	58	18	18	1	0	9	22	19	16	0	0	1
*4/8	SAN JOSE STATE	L 3-14	SMITH, Kyle	.297	.703	.490	15	37	14	11	2	2	3	8	8	8	1	0	0
*4/21	at Air Force	L 6-9	KINKADE, Konner	.231	.436	.362	19	39	7	9	2	0	2	9	8	6	0	0	3
*4/23	at Air Force	w 12-1	CARRIS, Akili	.000	.000	.000	1	1	0	0	0	0	0	0	0	0	0	0	1
*4/23	at Air Force	L 8-13	MARTINEZ, Jordan	.000	.000	.000	1	0	0	0	0	0	0	0	0	0	0	0	0
*4/28	FRESNO STATE	w 16-10	RUSSELL, Brett	.000	.000	.000	1	0	0	0	0	0	0	0	0	0	0	0	0
*4/29	FRESNO STATE	w 17-7	FELIX, Dominic	.000	.000	.000	1	0	0	0	0	0	0	0	0	0	0	0	1
*4/30	FRESNO STATE	w 6-5	BAKER-LIVINGSTO	.000	.000	.000	1	0	0	0	0	0	0	0	0	0	0	0	0
*5/5	at UNLV	w 13-5	ITURRALDE, Adolfo	.000	.000	.000	3	0	0	0	0	0	0	0	0	0	0	0	0
*5/6	at UNLV	L 5-7	STEINKAMP, Arthu	.000	.000	.000	10	0	0	0	0	0	0	0	0	0	0	0	0
*5/7	at UNLV	L 3-8	JACKSON, Jaren	.000	.000	.000	5	0	0	0	0	0	0	0	0	0	0	0	0
*5/12	NEVADA	w 9-5	HUDSON, Terrell	.000	.000	.000	5	0	0	0	0	0	0	0	0	0	0	0	0
*5/12	NEVADA	L 8-9	GALLEGOS, Isaac	.000	.000	.000	9	0	0	0	0	0	0	0	0	0	0	0	0
*5/13	NEVADA	L 6-8	LIVELY, Tristin	.000	.000	.000	10	0	0	0	0	0	0	0	0	0	0	0	0
*5/14	NEVADA	w 7-3	STILL, Justin	.000	.000	.000	11	0	0	0	0	0	0	0	0	0	0	0	0
*5/18	at San Diego State	L 3-5	BANNISTER, Wil	.000	.000	.000	8	0	0	0	0	0	0	0	0	0	0	0	1
*5/19	at San Diego State	L 3-4	EGLOFF, Riley	.000	.000	.000	10	0	0	0	0	0	0	0	0	0	0	0	2
*5/20	at San Diego State	L 6-8	MCBROOM, Brian	.000	.000	.000	14	0	0	0	0	0	0	0	0	0	0	0	0
Totals				.314	.542	.390	30	1113	233	350	74	13	51	219	118	233	15	7	38
Opponents				.296	.450	.372	30	1057	199	313	59	16	24	181	105	207	19	8	31

= Sanderson Ford College Baseball Classification
* = Conference game

LOB - Team (245), Opp (234). DPs turned - Team (31), Opp (15). CI - Team (0), Opp (1). IBB - Team (5), OLSON, J. 2, SPENRATH, R. 2, PIGFORD, D. 1, Opp (7). Picked off - PIGFORD, D. 1, STEPHENS, S. 1, DAVID, J. 1.

Player	era	w-l	app	gs	cg	sh	sv	ip	h	r	er	bb	so	avg	hr
LIVELY, Tristin	4.41	4-3	10	10	1	0	0	63.1	66	35	31	21	49	.269	4
GALLEGOS, Isaac	5.04	2-2	9	9	0	0	0	55.1	62	43	31	28	47	.279	2
EGLOFF, Riley	7.06	4-3	10	10	0	0	0	57.1	82	50	45	19	47	.337	10

MARTINEZ, Jordan	0.00	0-0	1	0	0	0	0	1.1	0	0	0	1	0	.000	0
STEINKAMP, Arthur	2.55	0-1	10	0	0	0	0	17.2	17	9	5	1	9	.243	1
ITURRALDE, Adolfo	4.50	0-0	3	0	0	0	0	2.0	2	1	1	1	1	.286	1
JACKSON, Jaren	4.72	1-1	5	1	0	0	1	13.1	12	7	7	6	9	.240	0
MCBROOM, Brian	6.35	2-2	14	0	0	0	1	22.2	26	17	16	8	20	.286	2
STILL, Justin	9.82	0-1	11	0	0	0	0	11.0	17	12	12	9	13	.347	1
HUDSON, Terrell	10.12	0-2	5	0	0	0	0	5.1	7	6	6	3	4	.304	1
BANNISTER, Wil	13.50	0-2	8	0	0	0	0	8.2	16	14	13	6	5	.400	1
BAKER-LIVINGSTON	13.50	0-0	1	0	0	0	0	1.1	3	2	2	2	0	.429	0
RUSSELL, Brett	18.00	0-0	1	0	0	0	0	1.0	3	3	2	0	3	.429	1

Totals	5.84	13-17	30	30	1	1	2	260.1	313	199	169	105	207	.296	24
Opponents	7.23	17-13	30	30	0	0	9	261.1	350	233	210	118	233	.314	51

PB - Team (1), SMITH, K. 1, Opp (1). Pickoffs - Team (2), EGLOFF, R. 2, Opp (2). SBA/ATT - HOLLAND, J. (16-21), GALLEGOS, I. (6-9), SMITH, K. (3-6), LIVELY, T. (3-5), EGLOFF, R. (3-5), JACKSON, J. (4-4), ITURRALDE, A (1-1), MCBROOM, B. (1-1), BAKER-LIVING (0-1), STEINKAMP, A (1-1).

Score by innings	1	2	3	4	5	6	7	8	9	EX	Total
New Mexico	24	37	37	28	18	27	14	31	16	1	233
Opponents	29	15	13	24	14	27	40	22	13	2	199

SANTA ANA STAR FIELD - ALBUQUERQUE, N.M.

Santa Ana Star Field has become one of the toughest places for opponents to play in college baseball as The University of New Mexico baseball team is 166-98-2 (.629) since returning to its former location on March 24, 2013 after nine seasons at Isotopes Park.

For decades the home of UNM baseball was known as Lobo Field, but thanks to a 10-year, \$1 million naming rights gift from Tamaya Enterprises, Lobo Field was rechristened Santa Ana Star Field on Dec. 11, 2015.

“We are delighted to strengthen our relationship with Tamaya Enterprises, who have been long-standing supporters of the Lobos,” said former UNM Vice President for Athletics Paul Krebs. “The field naming rights is a great example of their commitment to the community and provides us an opportunity for Lobo Athletics to



UNM BASEBALL AT SANTA ANA STAR FIELD

YEAR	W	L	T	.PCT
2013	14	2	0	.875
2014	23	8	1	.734
2015	20	10	0	.667
2016	19	8	0	.704
2017	19	10	0	.655
2018	11	14	1	.442
2019	14	16	0	.467
2020	9	1	0	.900
2021	9	6	0	.600
2022	11	13	0	.458
2023	17	10	0	.630
2024	16	9	0	.640
TOTALS	182	107	2	.630

That was the second major announcement regarding the facility in a three-week span in 2015 as on Nov. 20, the UNM Board of Regents approved construction for the \$2.3 million R.D. and Joan Dale Hubbard Clubhouse.

“This has been a long process, but I want to thank the Hubbards, Scott Grady and his family, our administration, Vice President for Athletics Paul Krebs, and everyone on main campus that helped this project,” UNM head coach Ray Birmingham said. “I could go on for hours thanking people because so many have

give back to the Pueblo of Santa Ana. The beneficiary of this field naming rights is not just our baseball program but our entire community and state.”














helped make this possible.”

Santa Ana Star Field received a major upgrade that started before the 2013 season. It received a FieldTurf playing surface, upgraded scoreboard, dugouts, bullpens, and bleachers as a part of the first phase of the Santa Ana Star Field renovation. Further renovations and phases will enhance the concessions areas, the fan plaza between Santa Ana Star Field and the softball field, the press box and the bleachers. Lights were installed in the fall of 2013.

“We have lights because of (former Lobo) Dee Dennis and a bunch of guys who chipped in to help me and Dee do this,” Birmingham said. “This is Lobo Field. This is (the state of) New Mexico’s baseball field, at least that’s how I feel about it. ... There will not only be Lobo games on here, but there will also be state championship games here. We hope to bring in some great big tournaments over the years to this city and let our kids experience the world. We think New Mexico kids can get the rest of the experiences that the rest of the country has, then they will grow faster and realize they’re as good as anybody.”

Santa Ana Star Field is located south of The Pit. Exit off I-25, just south of the Big-I, at Avenida Cesar Chavez and head east. Turn right (south) on University Boulevard. The Pit and the UNM Ticket Office will be on the right. Turn right into the first entrance just past The Pit. Drive through The Pit parking lot, passing the Ticket Office on your right. Santa Ana Star Field will be on your left.

TV / PHOTO ROSTER





TOD BROWN HEAD COACH

Tod Brown was named the 12th Lobo Baseball Head Coach on June 17, 2021. He enters the 2024 season in his third year at the helm.

In Brown's second season, the Lobos posted their best winning percentage in a full season since 2017 (.510), finishing fifth in the Mountain West standings (26-25, 13-17 MW) and leading the league in a variety of categories including team batting average (.328), runs (441), RBI (411), triples (24), home runs (87), slugging % (.559) and

on-base % (.406). UNM also improved from a 9.06 ERA as a team in Brown's first season to a 5.95 ERA — the program's lowest in a single season since 2016 — while averaging only 3.20 walks per nine innings, its fewest since 2014. Following the completion of that season, RHP Isaac Gallegos became the first UNM player coached by Brown to be selected in the MLB Draft, going in the 16th Round to the Atlanta Braves.

The 2023 Lobos ranked in the Top 10 in the country in a variety of team statistical categories:

No. 3 in Batting Average (.329)

No. 9 in Double Plays per Game (0.94)

No. 5 in Doubles Per Game (2.45)

No. 10 in Runs per Game (8.60)

No. 4 in Slugging Percentage (.560)

No. 5 in Triples (24) and Triples per Game (0.47)

No. 10 in Walks Allowed per Nine Innings (3.20)

Following the 2023 season, the Lobos also got three All-MW selections — first baseman Reed Spenrath was a first-team selection, while third baseman Dylan Ditzenberger and left fielder Lenny Junior Ashby were second-team selections. Ditzenberger went on to be named a CSC Academic All-American for his efforts on the field and in the classroom. Both UNM teams that Brown has coached (2022, 2023) have earned the ABCA Team Academic Excellence Award for their academic accomplishments.

In the 2022 season — Brown's first season in Albuquerque — UNM went 21-33 and finished sixth in the MW standings, with Lenny Junior Ashby and Jeffrey David named to the All-MW Second Team.

PRIOR TO UNM

Brown came to New Mexico after a successful 14 years and 341 wins with North Dakota State, where he currently sits as the second-winningest coach in program history and is the all-time leader in wins per season (24.4). In 2021, Brown led the Bison to the 2021 NCAA Tournament, winning its first Division I postseason game 6-1 over Mountain West opponent Nevada. In the same season, NDSU broke a school record with 20 Summit League victories, besting the previous record of 19 set by his 2017 team, and posted an overall record of 42-19. The Bison also led the nation with 25 road wins and set new school records in strikeouts (474) and putouts (1,567) in a single season.

Brown is no stranger to winning — he owns the two highest single season win totals in NDSU history (42 wins in 2021, 40 wins in 2012), and the only two 40+ win seasons by the program. Brown also owns three of the top-five single-season win totals in NDSU history. Under Brown's leadership, NDSU has played in five Summit League championship games, winning it outright in 2021 and 2014, and qualified for the league's baseball championship eight out of the last 11 years.

Brown took the helm of NDSU in 2008 and turned around a program that had faced three consecutive losing seasons, posting just 38 wins from 2005-07. In 2012, NDSU won a then-school-record 40 games, including an 8-2 win over a No. 5-ranked Arizona team that went on to win the 2012 College World Series. North Dakota State had a school-record .973 fielding percentage and posted a team ERA of 3.38, which was the program's lowest ERA in 37 years.

In 2016, the Bison posted a 29-25 overall record and set a new record for home wins at Newman Outdoor Field with 17 victories. In addition, North Dakota State set a new single season record in saves (17). NDSU defeated No. 19-ranked Minnesota on April 26 in Fargo, marking the second-ever win over an NCAA Division I top-25 opponent.

In the Summit League, Brown has coached two Summit League Players of the Year, one Summit League Newcomer of the Year, 46 All-Summit League selections, 22 Summit

THE BROWN FILE

Education

University of Arizona 1989-94

Coaching Experience

2008-2021 Head Coach North Dakota State
2022-Present Head Coach University of New Mexico

Career Coaching Record (Year-By-Year)

School	Year	Record	Win Pct.
NDSU	2008	15-30	.333
NDSU	2009	16-28	.372
NDSU	2010	22-30	.423
NDSU	2011	22-32	.407
NDSU	2012	40-20	.667
NDSU	2013	26-27	.491
NDSU	2014	25-26	.490
NDSU	2015	21-30	.412
NDSU	2016	29-25	.537
NDSU	2017	31-25	.554
NDSU	2018	26-24	.520
NDSU	2019	19-24	.442
NDSU	2020*	8-9	.471
NDSU	2021	42-19	.689
NDSU	14 yrs	341-350	.493
UNM	2022	21-33	.390
UNM	2023	26-25	.541
UNM	2024	23-20	.548
UNM	3 yrs	70-78	.476
Career	17 yrs	411-428	.490

*Incomplete season due to COVID-19

League Players of the Week, and 30 Summit League Pitchers of the Week. Under his leadership, Brown has also led players to two Collegiate Baseball Freshmen All-America selections and two College Baseball National Players of the Week.

Not only does Brown produce talent on the field, but also in the classroom. During his tenure at NDSU, Brown has had three NCAA Postgraduate Scholarship Winners, one Senior CLASS Award All-America, one CoSIDA Academic All-America Athlete of the Year, nine CoSIDA Academic All-America selections, 11 CoSIDA Academic All-District selections, one Summit League Scholar-Athlete of the Year, 16 Summit League Academic All-League selections, and was twice honored by NCAA with Public Recognition for perfect APR scores (2012-13 and 2015-16).

The Tucson, Ariz. native, was a left-handed pitcher for the Arizona Wildcats from 1989-94, leading the team in 1992 to a Pac-10 Championship. In 1993 he won six games and saved eight, setting a record with 35 appearances as Arizona fell one game short of Omaha. Brown then made a career out of coaching college ball in the northern tier of the country. He came to NDSU after eight seasons in Ohio as the pitching coach and recruiting coordinator for Bowling Green State University.

During this time, he recruited or helped develop eight players who have reached the major leagues, including former UNM pitching standout Jamie Vermilyea, who played for the Lobos from 2001-03. This list also includes Jay Flaa, who made his MLB debut this year, J.J. Hardy and pitcher Tim Wood from Sabino High School, in Tucson, Ariz., outfielder Shelley Duncan and pitchers Josh Pearce and Ben Diggins at the University of Arizona, and pitcher Burke Badenhop and outfielder Nolan Reimold from Bowling Green.

After two years as the pitching coach at Sabino High School in Tucson, Ariz., Brown began his collegiate coaching career in 1999 as a volunteer assistant for Arizona. He worked with pitchers and catchers and was the first-base coach for the Wildcats, who qualified for an NCAA regional.

Brown was also a head coach for the San Francisco Seals of the California Coastal Collegiate League in the summer of 1999, compiling a 43-29 record and making a fourth-place finish in the National Baseball Congress World Series.

Tod and his wife Janet have a 23-year old son, Brooks, and a 20-year old daughter, Blake.



MICHAEL LOPEZ

ASSISTANT COACH: PITCHING

Michael Lopez, who previously served as head coach at Howard Community College in Big Spring, Texas, joined the Lobos in the 2021-22 season as a pitching coach. Lopez joined the Lobo squad after spending two seasons at the helm of the Howard program, bolstering a 48-19 overall record.

In the second season with Lopez coordinating UNM's pitching, the team's ERA improved from

9.06 to 5.95 — UNM's lowest since 2016. UNM pitchers under Lopez also posted their lowest WHIP (1.59) since 2015 and fewest walks per nine innings (3.20) since 2014 in the process, with RHP Isaac Gallegos selected in the 2023 MLB Draft following the season's completion.

Under Lopez, two Howard Hawks were named to the 2021 All-Region V Baseball Team, including pitcher Kris Anglin, who led the league in strikeouts (103). Howard's Ethan Coombes was second in the league in strikeouts, retiring 82 throughout the season. Prior to becoming the head coach of the Hawks, Lopez spent three years as an assistant coach under previous head coach, Rob Martinez.

During his time at Howard College, Lopez worked primarily with the pitchers and served as the recruiting coordinator. He has had over 40 players sign with Division I

schools during his tenure, three players sign contracts with professional teams, and three players selected as NJCAA All-Americans.

Lopez originally came to Howard College after a one-year stint with a brand-new NAIA program, Marymount California University (MCU). During his one year at MCU, Lopez was named the associate head coach and helped with day-to-day recruiting. In the first year of the program, Lopez helped the Mariners win the CAL PAC Conference Championship and reach the 2016 West Grouping Championship. Lopez had three players selected to the 2016 All-California Pacific Conference Team while also coaching the CAL PAC conference player of the year and the CAL PAC Freshman of the year.

Prior to coaching at Marymount California University, Lopez was the volunteer assistant coach for two seasons at the University of Arizona under head coach Andy Lopez. Lopez assisted with the pitchers during practices and helped run the bullpen during games. Off the field, his job consisted of preparing scouting reports on opposing teams, directing the Andy Lopez Baseball Camp, and assisting with recruiting. Lopez's collegiate career in baseball includes four years (2009-2012) at the University of Arizona. Lopez was named captain of the 2012 team, which won the NCAA National Championship in Omaha, Nebraska.

Lopez graduated from The University of Arizona in 2013 with a bachelor's degree in family studies.



MATT RISDON

ASSISTANT COACH / RECRUITING COORDINATOR

Matt Risdon joined the Lobo Family in 2022 as a volunteer assistant coach, and he currently serves recruiting coordinator and assistant coach. Risdon was previously at Lenoir-Rhyne University for three seasons. Risdon was a Division I catcher at Western Illinois for two seasons and served on the coaching staff for the Fighting Leathernecks from August 2015-July 2019.

Last season, Risdon-coached hitters posted

UNM's highest team batting average since 2013 (.328) — good for best in the conference and No. 3 in NCAA D-I — while leading the MWC in OPS, hits, runs, triples, RBI and home runs. The Lobos' .974 fielding percentage in 2022 was the second-best in program history and best in the MWC, and their 48 double plays turned was the most in the conference.

In 2022, Risdon helped Lenoir-Rhyne University to the best season in program history with a 46-13 overall record and a record 25 wins at home. The Bears would post a 19-game winning streak, the longest in program history, and were ranked as high as

No. 11 in the nation. The Bears would capture just the third SAC Tournament title in program history and advanced to just the second NCAA Tournament appearance in team history. Risdon was the catching coach and assisted with hitting and recruiting. In 2022 the Bears broke multiple offensive records such as: home runs, runs, RBIs, walks, HBPs, hits, as well as many other team records. The Bears season was capped off with their senior catcher, Nick Clarno, signing with the Atlanta Braves.

Risdon began his coaching career as the Director of Baseball Operations with WIU in August 2015 and served in that role for one season before being named the program's graduate assistant. After finishing his Master in Sports Management in May 2017, Risdon earned the title of assistant coach and recruiting coordinator prior to the 2018 campaign. Risdon was primarily responsible for catchers and assisted with hitting and infielders while also serving as the third base coach. Risdon helped with defensive positioning and discussed hitting approach with players during game review. Risdon also helped with administrative duties such as: travel, team meals, fundraising, scouting, and monitoring student-athlete academic eligibility.

Risdon played in 40 career games for Western Illinois. He earned his bachelor's degree in exercise science in 2015.



JUSTIN MITCHELL

ASSISTANT COACH: HITTING

Justin Mitchell joined the Lobo Family in August of 2023 and he serves as assistant coach. He will handle UNM's catchers as well as hitting for head coach Tod Brown.

Mitchell spent the 2023 season as a graduate assistant coach at K-State under Pete Hughes. The 2023 Wildcats went 35-24 and advanced to the semifinals of the Big 12 Championship. His G.A. stint came after he

played one season at K-State, hitting .308 with five homers and 22 RBIs over 52 games, playing catcher as a grad transfer. Mitchell played four seasons at Oklahoma, where he graduated. Over his time he played in 116 games, hitting .261 with two homers and 38 RBIs. He recorded 991 career putouts as a catcher. He graduated from Oklahoma in 2022.

NEW MEXICO 2024 FIELDING STATS

Player	c	po	a	e	fld%	dp	sba	csb	sba%	pb	ci
26 MANSY, Luke	19	8	11	0	1.000	2	0	0	---	0	0
27 LOPEZ, David	13	2	11	0	1.000	0	7	0	1.000	0	0
47 OTT, Ethan	9	9	0	0	1.000	1	0	0	---	0	0
39 CASTILLO, Ryan	3	0	3	0	1.000	0	3	1	.750	0	0
23 JACKSON, Jaren	3	0	3	0	1.000	0	6	1	.857	0	0
31 PENGELLY, Dayne	2	0	2	0	1.000	0	8	1	.889	0	0
19 STILL, Justin	1	1	0	0	1.000	0	1	0	1.000	0	0
43 TRUJILLO, Gene	1	1	0	0	1.000	0	0	0	---	0	0
48 NEIL, Andrew	1	1	0	0	1.000	0	2	0	1.000	0	0
22 BAKER-LIVINGSTON,Be	1	0	1	0	1.000	0	0	0	---	0	0
29 HARDY, Wyatt	1	1	0	0	1.000	0	1	0	1.000	0	0
18 HOLLAND, Jake	260	232	26	2	.992	0	37	6	.860	3	0
30 SPENRATH, Reed	392	367	21	4	.990	40	0	0	---	0	0
11 STEPHENS, Sean	55	53	1	1	.982	0	0	0	---	0	0
24 SMITH, Kyle	100	94	4	2	.980	0	22	0	1.000	1	0
2 WEISSENBORN, Chase	74	22	50	2	.973	17	0	0	---	0	0
15 WALKER, Khalil	94	89	2	3	.968	0	0	0	---	0	0
8 KINKADE, Konner	145	58	82	5	.966	19	0	0	---	0	0
12 ASBY, Will	83	80	0	3	.964	0	0	0	---	0	0
14 CARRIS, Akili	55	17	36	2	.964	1	0	0	---	0	0
3 DIXON, Devon	186	56	121	9	.952	29	0	0	---	0	0
4 WOOD, Tye	62	56	1	5	.919	0	0	0	---	0	0
10 MUNGUIA, Austin	9	8	0	1	.889	0	0	0	---	0	0
34 BARNHOUSE, Josh	6	1	4	1	.833	0	6	1	.857	0	0
9 MCALISTER, Josh	54	7	37	10	.815	5	0	0	---	0	0
40 BANNISTER, Wil	10	3	5	2	.800	0	3	1	.750	0	0
33 PURSER, Daxton	4	0	3	1	.750	0	5	4	.556	0	0
13 RUSSELL, Brett	3	1	1	1	.667	0	11	0	1.000	0	0
35 STEINKAMP, Arthur	8	3	2	3	.625	0	5	0	1.000	0	0
6 MCBROOM, Brian	0	0	0	0	.000	0	1	0	1.000	0	0
38 LEHMBECK, Blake	0	0	0	0	.000	0	0	0	---	0	0
17 MOGEN, Cristian	0	0	0	0	.000	0	0	0	---	0	0
41 ROMERO, Blane	0	0	0	0	.000	0	0	0	---	0	0
Totals	1654	1170	427	57	.966	41	59	9	.868	4	0
Opponents	1590	1153	386	51	.968	35	38	13	.745	3	0

Hitting minimums - 1 Games 1 AB 2.0 AB/Game 1 TPA 2.0 TPA/Game

Pitching minimums - 1 Games 1.0 IP/Game

NEW MEXICO 2024 OVERALL STATS

Record: 25-21 Home: 16-9 Away: 7-10 Neutral: 2-2 MW: 14-10

Player	avg	gp-gs	ab	r	h	2b	3b	hr	rbi	tb	slg%	bb	hp	so	gdp	ob%	sf	sh	sb-att	po	a	e	fld%	
15 WALKER, Khalil	.410	42-35	134	40	55	9	0	3	18	73	.545	29	2	20	0	.518	1	6	2-5	89	2	3	.968	
18 HOLLAND, Jake	.383	36-35	141	39	54	14	2	15	55	117	.830	11	4	28	5	.423	7	0	0-0	232	26	2	.992	
30 SPENRATH, Reed	.354	46-45	175	49	62	16	4	11	39	119	.680	38	2	50	0	.474	0	0	5-5	367	21	4	.990	
12 ASBY, Will	.339	46-44	180	51	61	16	2	10	50	111	.617	28	6	24	0	.434	5	1	1-2	80	0	3	.964	
4 WOOD, Tye	.326	43-41	135	40	44	7	4	3	31	68	.504	34	12	31	4	.489	3	0	15-18	56	1	5	.919	
8 KINKADE, Konner	.318	39-31	132	28	42	7	0	0	27	49	.371	13	7	20	3	.400	3	5	1-1	58	82	5	.966	
24 SMITH, Kyle	.290	31-25	100	28	29	8	0	3	23	46	.460	15	8	18	4	.419	1	0	1-2	94	4	2	.980	
9 MCALISTER, Josh	.269	28-24	93	18	25	3	1	5	17	45	.484	12	1	29	2	.355	1	2	3-3	7	37	10	.815	
3 DIXON, Devon	.230	45-38	135	30	31	7	1	3	24	49	.363	24	2	32	6	.352	1	1	1-1	56	121	9	.952	

47 OTT, Ethan	.359	24-17	64	14	23	4	0	3	18	36	.563	11	4	20	0	.475	1	0	0-0	9	0	0	1.000	
43 TRUJILLO, Gene	.333	22-8	42	13	14	3	0	4	13	29	.690	7	1	14	0	.431	1	0	0-0	1	0	0	1.000	
2 WEISSENBORN, Chase	.323	20-20	65	8	21	3	0	2	19	30	.462	7	2	17	0	.400	1	0	0-0	22	50	2	.973	
14 CARRIS, Akili	.315	27-23	89	19	28	6	0	0	23	34	.382	6	0	20	1	.351	2	2	1-1	17	36	2	.964	
11 STEPHENS, Sean	.310	35-21	84	16	26	2	2	0	13	32	.381	13	5	16	2	.431	0	0	8-13	53	1	1	.982	
10 MUNGUIA, Austin	.250	6-0	4	0	1	0	0	0	0	1	.250	0	0	2	0	.250	0	0	0-0	8	0	1	.889	
26 MANSY, Luke	.194	14-7	31	8	6	1	0	0	3	7	.226	12	0	5	0	.419	0	1	0-0	8	11	0	1.000	
48 NEIL, Andrew	.000	3-0	0	2	0	0	0	0	0	0	.000	0	0	0	0	.000	0	0	0-0	1	0	0	1.000	
Totals	.325	46	1604	403	522	106	16	62	373	846	.527	260	56	346	27	.430	27	18	38-51	1170	427	57	.966	
Opponents	.327	46	1656	399	542	127	22	62	364	899	.543	210	60	339	36	.417	23	11	59-68	1153	386	51	.968	

LOB - Team (409), Opp (391). DPs turned - Team (41), Opp (35). IBB - Team (3), MCALISTER, J 2, SPENRATH, R. 1. Picked off - KINKADE, K. 2, WALKER, K. 2, STEPHENS, S. 2, WEISSENBORN 1, WOOD, T. 1.

(All games Sorted by Earned run avg)

Player	era	w-l	app	gs	cg	sho	sv	ip	h	r	er	bb	so	2b	3b	hr	b/avg	wp	hp	bk	sfa	sha
27 LOPEZ, David	7.89	4-2	12	9	0	0/0	0	57.0	80	55	50	23	40	20	1	8	.331	4	6	0	1	4

17 MOGEN, Cristian	0.00	1-0	1	0	0	0/0	0	2.0	2	0	0	0	0	1	0	0	.250	0	0	0	0	0
22 BAKER-LIVINGSTON,Be	3.00	0-0	2	2	0	0/0	0	6.0	6	2	2	1	8	1	0	0	.286	1	2	0	1	0
40 BANNISTER, Wil	5.24	2-0	19	5	0	0/0	3	44.2	50	28	26	19	27	9	2	6	.276	5	5	0	2	1
19 STILL, Justin	6.08	1-0	14	0	0	0/0	1	13.1	15	11	9	15	11	2	1	1	.300	2	4	0	1	0
33 PURSER, Daxton	6.19	0-2	10	7	0	0/0	0	32.0	32	25	22	26	33	8	1	2	.258	3	8	2	0	1
13 RUSSELL, Brett	6.91	4-1	13	5	0	0/0	0	43.0	47	39	33	13	35	13	2	7	.272	6	5	0	1	0
31 PENGELLY, Dayne	8.27	3-4	10	8	0	0/0	0	37.0	61	43	34	27	40	15	3	6	.361	10	6	2	1	2
34 BARNHOUSE, Josh	8.39	2-2	17	4	0	0/0	1	34.1	48	34	32	16	34	12	1	9	.338	2	2	0	4	2
35 STEINKAMP, Arthur	8.91	3-1	19	0	0	0/0	0	33.1	52	37	33	14	18	15	5	2	.356	3	4	0	3	0
6 MCBROOM, Brian	9.19	1-0	17	0	0	0/0	3	15.2	20	16	16	8	11	4	1	4	.303	0	4	1	2	0
23 JACKSON, Jaren	10.06	3-5	19	2	0	0/0	1	36.2	62	44	41	22	41	11	1	10	.371	4	7	0	4	1
39 CASTILLO, Ryan	12.36	1-3	9	2	0	0/0	0	19.2	37	29	27	6	22	10	2	3	.407	3	4	0	2	0
38 LEHMBECK, Blake	13.50	0-0	2	0	0	0/0	0	2.0	6	3	3	1	2	2	1	0	.500	2	0	0	0	0
48 NEIL, Andrew	18.00	0-0	5	1	0	0/0	0	4.0	3	11	8	13	5	0	1	0	.200	3	3	1	1	0
29 HARDY, Wyatt	20.00	0-1	8	1	0	0/0	1	9.0	21	20	20	4	12	4	0	4	.438	1	0	0	0	0
41 ROMERO, Blane	54.00	0-0	1	0	0	0/0	0	0.1	0	2	2	2	0	0	0	0	.000	0	0	0	0	0
Totals	8.24	25-21	46	46	0	0/0	10	390.0	542	399	357	210	339	127	22	62	.327	49	60	6	23	11
Opponents	8.41	21-25	46	46	1	1/0	6	384.1	522	403	359	260	346	106	16	62	.325	44	56	5	27	18

PB - Team (4), HOLLAND, J. 3, SMITH, K. 1, Opp (3). Pickoffs - Team (4), PURSER, D. 1, BARNHOUSE, J 1, RUSSELL, B. 1, BANNISTER, W 1, Opp (7). SBA/ATT - HOLLAND, J. (37-43), SMITH, K. (22-22), RUSSELL, B. (11-11), PENGELLY, D. (8-9), PURSER, D. (5-9), LOPEZ, D. (7-7), BARNHOUSE, J (6-7), JACKSON, J. (6-7), STEINKAMP, A (5-5), CASTILLO, R. (3-4), BANNISTER, W (3-4), NEIL, A. (2-2), HARDY, W. (1-1), MCBROOM, B. (1-1), STILL, J. (1-1).