



THE UNIVERSITY OF NEW MEXICO LOBO FOOTBALL

ATHLETIC COMMUNICATIONS

Frank Mercogliano, Assoc. A.D. for Communications
Email: fmercog@unm.edu
Cell Phone: 505-410-4844
Twitter: @fmercogliano
Allison Weiss, Director (Secondary Contact)
Email: allisonweiss@unm.edu
Cell Phone: 661-313-5402
www.GoLobos.com

1939 Sun Bowl * 1944 Sun Bowl * 1946 Sun Bowl * 1947 Harbor Bowl * 1961 Aviation Bowl * 1997 Insight.com Bowl * 2002 Las Vegas Bowl *
2003 Las Vegas Bowl * 2004 Emerald Bowl * 2006 New Mexico Bowl * 2007 New Mexico Bowl * 2015 Gildan New Mexico Bowl * 2016 Gildan New Mexico Bowl

Game 1

Date Saturday, August 24
Time 2 p.m. Mountain Time
Location Albuquerque, N.M.
Venue University Stadium
Capacity 37,440
Television FS1
Series Record Montana State leads 1-0-1
In Albuquerque MSU 1-0
In Bozeman Never Played
In San Diego Tied 0-0-1
Current Streak Tied, 1
Last Meeting in Albuquerque MSU, 34-7, 11/29/1923
Last Meeting in Bozeman Never Played
Last Meeting in San Diego T 13-13, 1/1/1947

**New Mexico
Lobos****Record: 0-0 MW: 0-0**

Head Coach: Bronco Mendenhall
UNM Record: 0-0 (1st Year)
Career Record: 135-81 (18th Year)

**Montana State
Bobcats****Record: 0-0 BSC: 0-0**

Head Coach: Brent Vigen
MSU Record: 32-9 (4th season)
Career Record: 32-9 (4th season)

Broadcast Info**TV: FS1**

Play-by-Play Tim Brando
Analyst Devin Gardner
Sidelines Josh Sims

RADIO: Lobo Radio Network
(770 KKO-AM flagship in Albuquerque)

Play-by-Play Robert Portnoy
Analyst DonTrell Moore
Sidelines Ned James

RADIO: Gridiron Radio Network
(Sirius/XM 385)

Play-by-Play Noah Britt
Analyst Jon Reynolds
Sidelines Kurt Kretschmar

2024 Schedule

Date	Opp. (AP/Coaches Poll)	TV	Time (MT)/Res.	Series Standing	Quick Facts
Aug. 24	Montana State	FS1	2 pm	MSU leads 1-0-1	First meeting since the Harbor Bowl on New Year's Day, 1947 ... only other meeting in ABQ was over 100 years ago (11/29/23) ... Ties earliest opener by date (2002).
Aug. 31	at (21/21) Arizona	ESPN	8:30 pm	Arizona leads 44-20-3	First meeting since 2015 Gildan NM Bowl (UA 45-37) ... UNM has won last meeting in Tucson (29-27 in 2007) ... both teams were former WAC rivals (1962-77)
Sept. 14	at (RV/RV) Auburn	ESPN2/U	5:30 pm	First Meeting	Only first-time opponent on schedule ... 4th straight year at an SEC opponent (also play Oklahoma in 2026 & Texas A&M in 2027) ... Mendenhall 4-3 vs. current SEC.
Sept. 21	*Fresno State (HC)	TruTV/MAX	6:30 pm	Fresno State leads 16-5	Lobos won 25-17 for first win in Fresno since 1994 ... Fourth straight season FS plays a game at University Stadium (2 vs. UNM, 2 NM Bowls) ... 6 stra't wins in ABQ
Sept. 28	at New Mexico State	ESPN+	6 pm	New Mexico leads 73-35-5	UNM has more wins vs. NMSU than any other opponent ... 10th most played non-conference rivalry game in FBS ... UNM has won 40 of last 53 in series.
Oct. 12	* (---/RV) Air Force	TruTV/MAX	5 pm	Air Force leads 26-14	UNM has lost last five in series ... in last UNM win Richard McQuarley rushed for school-record tying 5 TDs (56-38 win in 2017) ... Mendenhall 5-1 all-time vs. AFA.
Oct. 19	*at Utah State	TruTV/MAX	2 pm	Utah State 17-13	USU won in double OT 44-41 ... Mendenhall 3-1 all-time at Maverik Stadium ... earliest meeting since 2003 ... 4 of last 5 meetings were Thanksgiving weekend
Oct. 26	*at Colorado State	MWN	3 pm	Colorado State leads 44-25	CSU has won 12 straight ... last UNM win was 29-27 on 11/21/09 ... last three UNM wins in series all on FGs with 0:00 (2009), 0:12 (2007) and 0:00 (2006)
Nov. 2	*Wyoming	TruTV/MAX	2 pm	Wyoming leads 40-36	Teams have split the last four ... Dampier first two collegiate TD passes came last year vs. WYO ... UNM's 36 wins is second-most vs. any opponent.
Nov. 8	*at San Diego State	FS1	8:30 pm	San Diego State leads 29-15	First visit to Snapdragon Stadium ... 3rd different stadium in last 3 trips to SD (Qual-comm, 2017, Dignity Health Sports Park, 2021) ... last win vs. SDSU 2008 (70-7).
Nov. 16	*Washington State	Fox Networks	TBA	Washington State leads 2-0	Senior Day ... first visit to University Stadium by Wazzu since 9/3/2004 ... last non-con matchup since 11/24/2001 vs. NMSU (makeup of 9/11 week game).
Nov. 30	*at Hawai'i	Spectrum	10 pm	Hawai'i leads 16-11	First trip to Ching Sports Complex ... UNM won four of last five in Honolulu vs. Hawaii ... overall UNM has won eight of last 10.

What's Inside

Must Haves for the Media Section

Schedule/Staff/At a Glance.....	1
Media Schedule/Policies	2
Roster	3-4
Where They Come From.....	5
Two-Deep (Just kidding).....	6

Section Where Broadcasters Wonder About the SID

Notes	7-14
Uniform Tracker	15

Career Stats - To Enhance Talking About Lobos

Quarterbacks	16
Running Backs	17-18
Receivers	19-21
Tight Ends	21
Defensive Backs	22-25
Edges	26-27
Linebackers/DL	28-29
Defensive Line	29-30
Specialists	31

Stuff That Didn't Fit Under a Fun Title

2024 Opponent Schedules	32
About Head Coach Bronco Mendenhall	33-35

Section That Will Make Any Stats & Numbers Person Happy

Drive Charts	36-37
Results and Team Statistics	38-39
Starting Lineups	39
Offensive Statistics	40-42
Defensive Statistics	43

The Fox/TruTV Happy Announcer Section

Game-by-Game Rushing/Receiving	44
Game-by Game Passing	45
UNM Game-by-Game Statistics	46
Opponent Game-by-Game Statistics	47
Game-by-Game Comparison	48
Game-by-Game UNM Tackles	49
The Last Time It Happened	50
Game Recaps	51-56



General Information

Name of School..... University of New Mexico
City/Zip Albuquerque, N.M. 87106
Founded 1889 by Territorial Legislature
Enrollment..... 22,852
Nickname..... Lobos
School Colors..... Cherry and Silver
Stadium..... University Stadium
Capacity..... 37,440
Conference..... Mountain West
Affiliation..... NCAA I
President..... Dr. Garnett Stokes
Athletic Director..... TBA
Athletic Dept. Phone..... 505-925-5501
Ticket Office Phone..... 505-925-LOBO

Coaching Staff

Head Coach Bronco Mendenhall
Alma Mater, Year Oregon State, 1988
Record at School (years)..... 0-0, 1st season
Career Record (years)..... 135-81, 18th season
Football Office Phone..... 505-925-5700
Best Time of Day to Reach Coach..... Contact SID
Assistant Coaches.....
Jason Beck..... Off. Coord./QB
Famika Anae..... OL
Kirk Garner..... RB
Matt Johns..... TE
Micah Simon..... WR
Koy Detmer..... Offensive Analyst
Josh Clifford..... GA (WR)
Tre'Vour Wallace-Simms..... GA (OL)
Nick Howell..... Def. Coord./S
Shane Hunter..... STC/LB
Jan Jorgensen..... Edge
Charles Mack..... CB
Donte Wilkins..... DL
Austin Gatewood..... Defensive Analyst
De'Vante Cross..... GA (DL)
Nick Grant..... (GA) (DL)
Brett Arkelian..... Special Teams Analyst
Joe Spaziani..... Director of Operations
Pat Hickman..... Chief of Staff/Dir. of Player Personnel
Evan Butts..... Director of Scouting
Patrick Martin..... Director of Team Video
Zach Dillard..... Asst. Director of Team Video
Aaron Marlowe..... Asst. Director of Team Video
Nate Pototschnik..... Athletic Performance
Richard Burney..... Asst. Athletic Performance
Logan Ruiz-Jones..... Asst. Athletic Performance
David Flores..... Grad. Asst. Athletic Performance
Ben Hogg..... Athletic Performance Intern

Team Information

2023 Overall Record..... 4-8
2023 Mountain West Record/Finish..... 2-6/T10th Mtn

History

First Year of Football..... 1892
Overall All-Time Record..... 499-639-31
Number of Bowls/last..... 13/2016
Bowl Record..... 4-8-1
NFL Draft Picks..... 66

Communications

Press Box Phone..... 505-925-5805
SID Mailing Address..... New Mexico Athletics
Colleen J. Maloof Administration Building
1 University of New Mexico
MSC04 2680
Albuquerque, NM 87131-0001
Overnight Address..... New Mexico Athletics
Colleen J. Maloof Administration Building
1414 University Boulevard SE
Albuquerque, NM 87106

Frank Mercogliano..... Assoc. A.D. for Communications
Cell/Email..... 505-410-4844/fmercog@unm.edu
Allison Weiss..... Director
Cell/Email..... 661-313-5402/allsonweiss@unm.edu



@UNMLoboFB



@UNMLoboFB

Typical Game Week Media Policies & Procedures

MONDAY	TUESDAY	WEDNESDAY	THURSDAY	FRIDAY	SATURDAY	SUNDAY
Practice 4:30-5:30 pm	Practice 3:30-5 pm	Practice 3:30-4:40 pm	Practice 3:30-4:45 pm	Practice Walk Through	Game Hosting Montana State - 2 pm	Off Day
Media Press Conference (Noon) Players available at 5:30 pm	Media Open first 30 minutes Interviews with players after practice	Media No media availability or interviews	Media No media availability or interviews	Media TV Broadcast Interviews	Media Coach Mendenhall and Players after game in New Mexico Mutual Champions Training Center	No media availability or interviews
Mendenhall with the Opening Drive at 8 am	Lobo Talk 6-7 pm at Sandia Resort					

Game Week Media Schedule

New Mexico Weekly Press Conference

The New Mexico Weekly Press Conference will take place on Mondays (which is a change from Tuesday) and Coach Bronco Mendenhall will meet with the media for about 30 minutes or so starting at noon. The press conference is on the third floor of the Tow Diehm Football Complex, and after the press conference, there will be lunch courtesy of Levy Restaurants (last year's Taco Bar was insanely good).

Mendenhall Interview Opportunities

During the week, Mendenhall will be available on Mondays at his press conference, and then after games. After home games he will meet the media in the New Mexico Mutual Champions Training Center, and for road games, Coach Mendenhall will be available via ZOOM (links will be sent to participating media).

New Mexico Player Interview Opportunities

All player interviews must be arranged through the UNM athletics communications office. For the season, players are available after practice on Monday and Tuesday. The starting quarterback will meet with the media on Tuesday after practice. Media outlets are asked to request no more than three players each day due to lifting and things of that nature.

Postgame: The UNM locker room is closed. Requested players will be brought to the New Mexico Mutual Champions Training Center and outside the locker room for road games. UNM communications will have coach Mendenhall and two players address the media, and other players that are needed for one-on-ones may be requested. The student-athletes will be available after the press conferences for one-on-one opportunities. For road games, we will have ZOOM press conferences. UNM media that aren't in the stadium, ZOOM links will be sent day of the game.

Wireless in the Press Box

The press box at University Stadium is fully equipped for wireless connections. Access is free, but those wanting access need their own internal or external wireless cards. Phone lines are available. The new wifi installed in 2019 has worked great and the password is located on the name cards in the press box. If you have been to the press box before, it's the same password because I have no clue how to change it, and never remember to ask Charley to change the password, which is why my home internet password never changes. Basically, I'm old and his youngest daughter Angie (a.k.a. Frank's personal tech support) and Charley just can't always rescue him.

www.collegepressbox.com

CollegePressBox.com gives the media one-stop access to updated contact information, media guides, game books, photos, quotes, links and more for each of the league's schools and the Mountain West office. Log-in information will be provided by the MW office to accredited media, or you can apply for a password by sending an e-mail to password@collegepressbox.com.

Live Stats

The University of New Mexico will utilize StatBroadcast in 2024. Media members for any game can go to www.golobos.com/fbstats

Ticket Information

- online at www.golobos.com/tickets
- by calling 925-5858 or toll-free at 800-955-HOWL
- Albertson's stores in Albuquerque, Rio Rancho, Los Lunas and Santa Fe
- Lobo Ticket Office inside the Pit at the NW corner of University & Cesar Chavez boulevards from 8:30-5 Monday-Friday
- UNM Bookstore (Bookstore Ticket Office is closed on Mondays) For more information call the New Mexico Athletics Ticket Office at (505) 925-5626 or 1-800-955-HOWL (4695). Call (505) 925-5500 for group tickets and ask to speak to a customer service representative.

On Game Day, the northeast box office at University Stadium opens four hours prior to kickoff, and the Lobo Ticket Office at University Arena opens three hours before game time. The northwest University Stadium box office opens 90 minutes before kickoff.

Lobo Talk

In the fall, host Robert Portnoy and coach Bronco Mendenhall discuss UNM football at Lobo Talk on Tuesday evenings from 6-7 pm at Sandia Resort. Fans can call 866-350-4309 to ask coach Mendenhall a question.

Game Credentials

Regular UNM media will receive game credentials prior to the start of the season. Season credentials doubles as a parking pass for the Baseball East lot across from the stadium.

Visiting team media should request single-game credentials through their team's media relations office. Media passes work as parking passes for the Baseball South lots.

Media members not associated directly with a team can email requests via our media request link, which is located near the top of the football page on GoLobos.com under "Credential Request Form". It's hard to miss (yet it happens...)

For media members picking up credentials at will call without parking passes, it is located in the Northeast corner of the stadium by Gate 7 or 8. With parking passes credentials will be located at the University Drive entrance to the Baseball South lot with the parking attendant. This should allow you to get your credential without having to wait in line or deal with parking on the north side of the stadium.

Parking

Media parking is located across and just south of the stadium off University Drive. Media members can park in the Baseball East lot which is located next to University Drive. The Baseball East lot entrance is off University Drive south directly across from the Stadium West lot entrance, and it's the driveway between Santa Ana Star Field and the Davalos Practice Center.

Visiting Radio

The visiting radio booth is located on the fourth level of the main press box, next to the main media area.



2024 Numerical Roster

No.	Name	Pos.	Ht.	Wt.	Cl-Exp.	Hometown (Last School)	Pronunciation
0	Bobby Arnold III	S	5-9	179	So-JC	Newark, Del. (Dodge City CC/Salem [NJ] HS)	
1	Noah Avinger	CB	6-0	186	Jr-TR	Cerritos, Calif. (San Diego State/Servite HS)	
2	Andrew Henry	RB	5-10	200	Sr&-1VL	Dallas, Texas (ULM/Fort Scott CC/Allen HS)	
3	David Murphy	S	5-10	193	So-1VL-RS	Rio Rancho, N.M. (Cleveland HS)	
4	Devon Dampier	QB	5-10	198	So-1VL#	Saguaro, Ariz. (Saguaro HS)	You park a d*#% boat at the DAMN PIER
5	Trace Bruckler	TE	6-3	244	Sr-3VL-RS	Frisco, Texas (Lone Star HS)	
6	Eli Sanders	RB	5-11	194	Jr-TR	Oceanside, Calif. (Iowa State/Chandler [Ariz.] HS)	
7	Nic Trujillo	WR	6-1	176	Fr-RS	Rio Rancho, N.M. (Cleveland HS)	
7	Tyler Kiehne	DL	6-3	276	Jr-2VL	Los Lunas, N.M. (UCLA/Los Lunas HS)	KEY nay
8	Christian Ellis	S	6-0	202	Jr-2VL#	Jacksonville, Fla. (Edward H. White HS)	
9	Gabriel Lopez	OLB	6-2	236	Sr*-1VL	Las Vegas, Nev. (Washington State/Desert Pines HS)	
10	Aaron Rodriguez	P	5-11	195	Sr&-3VL	Newhall, Calif. (Missouri/Hart HS)	
11	Mihalis Santorineos	LB	6-1	235	Jr-1VL#	Rohnert Park, Calif. (Sierra College/Rancho Cotate HS)	
12	Caleb Medford	WR	6-1	198	Jr-1VL	Henderson, Texas (TCU/Henderson HS)	
12	Pierre Kemei, Jr.	CB	6-1	211	Sr*-JC	Milton, Ont., Can. (Garden City CC/Texas State/Ohio/Clarkston North HS)	
13	James Laubstein	QB	6-4	205	Jr-JC	Bethany, Conn. (Sussex County CC/New Haven/Hamden Hall HS)	lob STEEN
13	Bryson Taylor	CB	6-0	175	Jr-2VL#	Hoschton, Ga. (Mill Creek HS)	
14	Shawn Miller	WR	6-2	194	So-TR	Chandler, Ariz. (Illinois/IMG/Saguaro HS)	
15	Luke Wysong	WR	5-10	184	Jr-2VL-RS	Rio Rancho, N.M. (Cleveland HS)	WHY SONG
16	Isaiah Chavez	QB	6-0	208	Sr*-2SQ-1VL-RS	Rio Rancho, N.M. (Rio Rancho HS)	
16	Tavian Combs	S	6-2	192	Sr*-3VL-RS	Amarillo, Texas (Randall HS)	
17	Okiki Olorunfunmi	OLB	6-6	252	Sr&-TR	Clovis, Calif. (Weber State/Reedley JC/Clovis North HS)	oh KEY KEY oh lah run FOON me
18	Ryan Davis	WR	5-11	176	Sr&-1VL	Roswell, Ga. (UAB/Trinity Catholic HS)	
18	Cam Watts	CB	5-10	190	Sr*-TR	Tulsa, Okla. (Texas Tech/Union HS)	
19	Magnus Geers	TE	6-6	249	Sr*-1VL	Zurich, Switzerland (Temple LaSalle College HS [PA])	
20	Dereck Moore	S	6-3	205	So-1VL#	Irvine, Calif. (Woodbridge HS)	
21	Javen Jacobs	RB	5-9	190	So-TR	Chandler, Ariz. (Arizona State/Saguaro HS)	
22	Dimitri Johnson	LB	6-1	223	Sr-1VL#	Rohnert Park, Calif. (Santa Rosa JC/Rancho Cotate HS)	
23	Josh Perry	RB	5-11	202	Fr-HS#	Rio Rancho, N.M. (Cleveland HS)	
24	Jayden Wilson	LB	6-1	218	So-1VL	El Paso, Texas (Austin HS)	
25	Hyrum Hatch	LS	6-0	196	Fr-JC	Buffalo, Wyo. (Snow College/Buffalo HS)	
26	Luke Drzewiecki	K	6-0	181	Jr-2VL#	Shelby Township, Mich. (Utica Eisenhower HS)	driz WICK ee
27	Jaylen Morgan	RB	5-7	183	Sr&-1SQ-RS	Rio Rancho, N.M. (New Mexico Highlands/Rio Rancho HS)	
27	Jahvante Royal	CB	6-4	191	Sr*-TR	Miramar, Fla. (Pittsburgh/St. Thomas Aquinas HS)	
28	Naquari Rogers	RB	5-11	209	Jr-TR#	Virginia Beach, Va. (Campbell/Portsmouth Christian HS)	nah KWAAR ee
28	Nigel Williams	CB	5-11	196	Jr-TR	Richmond, Va. (Northwestern/Collegiate School)	
29	Aaron Smith	S	5-11	193	Sr-1VL#	Long Beach, Calif. (Mt. San Antonio/Long Beach Poly)	
30	Sol-Jay Maiava-Peters	RB	6-1	200	Sr*-TR	Hua'ula, Haw. (BYU/St. John's College HS)	SOUL jay MAY ah vah PEE terz
30	Brendan Durkin	LS	6-1	206	So-1VL	Goshen, N.Y. (Albany/Burke Catholic)	
31	Landon Williams	OLB	6-4	237	So-1VL-RS	Albuquerque, N.M. (Albuquerque HS)	
32	Skylar Cook	S	5-11	199	Fr-RS	El Centro, Calif. (Central Union HS)	
33	Randolph Kpai	LB	6-3	221	Jr-TR	Sioux Falls, S.D. (Nebraska/Washington HS)	kah PIE
34	Noa Pola-Gates	S	6-0	183	Sr&-1VL	Gilbert, Ariz. (Nebraska/Williams Field HS)	PAULA gates
35	Charles Steinkamp	K-P	6-5	205	So-1SQ-RS	Los Alamos, N.M. (Los Alamos HS)	
37	Lucas Lucero	LB	6-1	226	So-1SQ	Rio Rancho, N.M. (Western New Mexico/Rio Rancho HS)	
39	Dominick Tatum	S	6-3	201	Sr&-TR	Culver City, Calif. (Washington State/Utah State/Culver HS)	
41	Tirek Austin-Cave	LB	6-1	220	Sr*-TR	Pennsauken, N.J. (West Virginia/Miami (FL)/Camden HS)	tah REEK
45	Kyler Drake	DL	6-3	285	Sr-3VL-RS#	San Bernardino, Calif. (Carter HS)	
51	Malik Aliane	OL	6-1	330	So-JC	Rouen, France (New Mexico Military Institute/LR Leopards de Rouen)	mah LEEK ah LAY ahn
52	Lajuan Owens	OL	6-5	335	Fr-TR	Keller, Texas (Tulane/Fossil Ridge HS)	
53	James Bailey	OL	6-3	315	So-TR	Katy, Texas (Texas A&M/Paetow)	
55	Antoineo Harris, Jr.	OLB	6-3	253	Sr*-TR	Chicago, Ill. (Indiana State/Iowa Central CC/Morton West HS)	
55	Jawaun Singletary	OL	6-1	310	Sr&-TR	Houston, Texas (Grambling State/Navarro College/Westfield HS)	
56	Baraka Beckett	OL	6-4	340	Sr&-TR	Pacific Palisades, Calif. (Campbell/UCLA/Palisades Charter HS)	ba ROCK ah
57	Isaiah Sillemon	OL	6-1	303	Jr-2VL-RS	Dallas, Texas (Lancaster HS)	sill IH MON
66	McKenzie Agnello	OL	6-4	314	Jr-TR	Copperas Cove, Texas (Cooperas Cove HS)	ag NEL oh
70	Elvin Harris	OL	6-7	314	Fr-TR	Miami, Fla. (Campbell/Chaminade Prep)	an TOE KNEE oh
72	Griffin Schureman	OL	6-2	275	Fr-HS#	Queen Creek, Ariz (Queen Creek HS)	SURE mihn
75	Tevin Shaw	OL	6-6	320	So-TR	Houston, Texas (Houston/Manvel HS)	
76	Wallace Unamba	OL	6-4	330	Jr-TR	Garland, Texas (FAU/Kilgore CC/Rowlett HS)	
77	Jer'Marques Bailey	OL	6-6	366	Sr*-2VL-1SQ-RS	Humble, Texas (Atascocita HS)	JER mar KEZ
77	Ishmael Az-Zahir	CB	6-2	190	Sr&-TR	Slidell, La. (TCU/Missouri/Slidell HS)	
78	Richard Pearce	OL	6-2	320	Jr-TR	Hueytown, Ala. (East Carolina/Hueytown HS)	
80	Evan Wysong	WR	5-10	167	Fr-RS	Rio Rancho, N.M. (Cleveland HS)	WHY SONG
81	Kader Diop	WR	6-0	184	Jr-JC	Minneapolis, Minn. (San Diego Mesa CC/Southwestern College/Concordia/Minneapolis South HS)	kuh DEER JOPE
83	Everett Hunter	TE	6-3	237	Jr-1VL#	Modesto, Calif. (Modesto JC/Modesto Christian HS)	
84	Michael Buckley	WR	6-0	180	Jr-2SQ-RS	Cabo San Lucas, Mexico (Santa Margarita [Calif.] HS)	
87	Justin Holaday	QB	6-3	208	Jr-1VL-RS	Lemoore, Calif. (Fresno City JC/Lemoore HS)	
88	Vincent Santos	TE	6-2	280	Sr*-3SQ-RS	Chula Vista, Calif. (Naval Prep/Eastlake HS)	
88	Joe Ray Maez	DL	6-5	282	Jr-2VL#	Rio Rancho, N.M. (Cleveland HS)	
89	Moso'opala Tuitele	OLB	6-3	252	So-TR	Aurora, Colo. (California/Regis Jesuit HS)	
90	Max Elkman	OLB	6-2	250	So-1SQ-RS	Dallas, Texas (Woodrow Wilson HS)	
96	Garrison Walker	DL	6-1	296	Sr&-TR	Toccoa, Ga. (Auburn/Reinhardt/Stephens County HS)	
97	Devin Brandt-Epps	DL	6-3	303	Sr&-TR	Muskogee, Okla. (Old Dominion/Hilldale HS)	
99	Emery Floyd	QB	6-2	194	Jr-JC#	Tampa, Fla. (College of the Canyons/Antelope Valley JC/Wharton HS)	
99	Bryce Santana	DL	6-2	301	Sr-3VL-RS#	Los Lunas, N.M. (Los Lunas HS)	



2024 Numerical Roster

No.	Name	Pos.	Ht.	Wt.	Cl-Exp.	Hometown (Last School)	Pronunciation
	De'Jon Benton	DL	6-2	260	Sr&-TR	Pittsburg, Calif. (USC/Pittsburg HS)	
	Edward Blacklock	CB	6-0	166	Fr-RS	Houston, Texas (Forest HS)	
	Niko Bohler	LB	6-2	210	Jr-JC#	Concord, Calif. (Diablo Valley CC/Clayton Valley Charter)	
	Colby Brewer	LB	6-4	233	Fr-HS#	Lynchburg, Va. (Brookville HS)	
	Elijah Brody	WR	6-3	191	Fr-HS#	Albuquerque, N.M. (West Mesa HS)	
	Mateo Contreras	WR	6-2	158	Fr-HS#	Las Vegas, N.M. (Robertson HS)	
	Ryan Cook	QB	6-0	176	Jr-TR	Albuquerque, N.M. (South Dakota School of Mines/La Cueva HS)	
	Devin Costello	CB	5-10	168	Fr-HS#	Kingston, N.Y. (IMG/Arch Bishop Stepinac)	
	Terrell Davis	WR	6-1	176	Fr-HS	Minneapolis, Minn. (Fridley HS)	
	Jackson Epes	TE	6-3	180	Sr-&TR	Garland, Texas (Valdosta State/Austin College/Bishop Lynch HS)	eh PESS
	Tavien Ford	OL	6-3	300	Sr-2VL	Charlotte, N.C. (Georgia Military College/Olympic HS)	
	Leonardo Gallegos	LB	5-9	192	Jr-1SQ-RS	Albuquerque, N.M. (Atrisco Heritage HS)	
	Travis Gray	OL	6-7	327	So-1SQ	Aurora, Colo. (Colorado/Cherokee Trail HS)	
	Melaki Gutierrez	CB	6-0	153	Fr-HS#	Los Alamos, N.M. (Los Alamos HS)	
	Hunter Haemker	LB	6-2	222	So-1VL-RS	Albuquerque, N.M. (La Cueva HS)	ham KER
	Ray Iwai	RB	5-5	169	So-1SQ-RS	Mitaka-City, Japan (Kosei-Gakuen HS)	Just say the letters E Y
	Max Lantzsch	OLB	6-5	250	Fr-RS-MHS	Dresden, Germany (East Carolina/Rabun Gap-Nocoochee HS)	LUNCH
	Matthew Lashley	S	6-0	169	Fr-HS#	Las Cruces, N.M. (Las Cruces HS)	
	Ja'Shon Lowery	OLB	6-3	217	Jr-1VL-1SQ-RS	Albuquerque, N.M. (La Cueva HS)	JAY shaun
	Javier Marquez	OL	6-5	280	Fr-HS#	Albuquerque, N.M. (West Mesa HS)	
	D'Sean Martinez	CB	5-11	180	So-HS	Hernandez, N.M. (Pojoaque Valley HS)	duh SHAWN
	D'Angelo Mayes	WR	6-2	172	Fr-HS#	Syracuse, Utah (Syracuse HS)	
	Hyrum McCarter	OLB	6-3	237	Fr-HS#	San Antonio, Texas (Pieper HS)	
	Adrian Melesio	K	5-10	200	Jr-JC	Patterson, Calif. (Delta JC/Modesto JC/Patterson HS)	muh leh SEE yo
	Keith Reddix	CB	6-1	174	Fr-HS	Colorado Springs, Colo. (Sand Creek HS)	
	Nico Rivera	OL	6-2	275	Fr-HS#	Long Beach, Calif. (St. Anthony HS)	
	John Sierra	OLB	6-2	221	Fr-HS#	Las Cruces, N.M. (Centennial HS)	
	Drew Speech	CB	6-3	189	Jr-JC	Hollister, Calif. (Monterrey Peninsula JC/San Benito HS)	
	Blake Tabaracci	LB	6-2	203	Fr-HS#	Park City, Utah (Park City HS)	
	Matthew Toilolo	OL	6-2	312	Fr-RS	Long Beach, Calif. (Orem [UT])	
	Xavier Van	WR	5-11	175	So-1SQ	La Mesa, Calif. (San Diego/Helix HS)	ZAY vee yer
	Victor Villafuerte	S	6-3	201	Jr-JC#	Hollister, Calif. (Monterey Peninsula JC/Hollister HS)	
	Jacob Webb	OL	6-4	304	Jr-2SQ-RS	Chino, Calif. (Diamond Ranch, Calif.)	
	Hunter Wiggins	S	6-0	197	So-1VL	San Diego, Calif. (Lincoln HS)	
	Sa'Kylee Woodard	OL	6-4	296	Fr-HS#	Tucson, Ariz. (Canyon Del Oro HS)	

#denotes has a redshirt year available (NOTE: some players could redshirt if they have redshirted the 2020 COVID season)

*denotes has a super senior year available due to the COVID 2020 season

&denotes utilizing his super senior season due to the COVID 2020 season

Coaching Staff

Head Coach: Bronco Mendenhall

Offensive Coordinator/QBs: Jason Beck

Defensive Coordinator: Nick Howell

Special Teams Coordinator/LBs: Shane Hunter

Offensive Line: Famika Anae

Running Backs: Kirk Garner

Tight Ends: Matt Johns

Edges: Jan Jorgensen

Cornerbacks: Charles Mack

Wide Receivers: Micah Simon

Defensive Line: Donte Wilkins

Analysts: Koy Detmer, Jr. (Offense), Austin Gatewood (Defense), Brett Arkelian (Special Teams)

Graduate Assistants: Josh Clifford (Offense), Tre'Vour Wallace-Simms (Offense), De'Vante Cross (Defense), Nick Grant (Defense)

Director of Operations: Joe Spaziani

Administrative Assistant: Summer Tujague

Chief of Staff/Director of Player Personnel: Pat Hickman

Director of Scouting: Evan Butts

Director of Athletic Performance: Nate Pototschnik

Asst. Director of Athletic Performance: Logan Ruiz-Jones, Richard Burney

Athletic Performance Graduate Assistants: David Flores

Assoc. A.D. for Health and Performance: Bob Waller

Assoc. Athletic Trainer (Head Football): Geoff Zonn

Asst. Football Trainers: Nolan Hardiman, Grant Smith

Equipment Director: Ashley Nowak

Video Coordinator: Patrick Martin

Asst. Video Coordinator: Zach Dillard, Aaron Marlowe

Athletic Director: TBA

Associate Athletics Director/Communications (Primary Contact): Frank Mercogliano

Director of Communications (Secondary Contact): Allison Weiss

2024 Audio Pronunciation Guide

Just scan the QR Code or go to
golobos.com/2024FBPronunciationGuide



SCAN ME





2024 Primary Two-Deep

OFFENSE

Pos.	#	Player	Ht.	Wt.	Cl.-Ex.
QB	4	Devon Dampier	5-10	198	So-1VL#
	16	Isaiah Chavez	6-0	208	Sr*-2SQ-1VL-RS
-OR-	13	James Laubstein	6-4	205	Jr-JC
-OR-	99	Emery Floyd	6-2	194	Jr-JC#
LT	76	Wallace Unamba	6-4	330	Jr-TR
	75	Tevin Shaw	6-6	320	So-TR
LG	56	Baracka Beckett	6-4	340	Sr&-TR
	52	Lajuan Owens	6-5	335	Fr-TR
C	55	Jawaun Singletary	6-1	310	Sr&-TR
	51	Malik Alaine	6-1	330	So-JC
RG	78	Richard Pearce	6-2	320	Jr-TR
	53	James Bailey	6-3	315	So-TR
RT	66	McKenzie Agnello	6-4	314	Jr-TR
	70	Elvin Harris	6-7	314	Fr-TR
WR-X	7	Nic Trujillo	6-1	176	Fr-RS
-OR-	12	Caleb Medford	6-1	198	Jr-1VL
WR-Y	15	Luke Wysong	5-10	184	Jr-2VL-RS
	21	Javen Jacobs	5-9	190	So-TR
WR-Z	14	Shawn Miller	6-2	194	So-TR
-OR-	18	Ryan Davis	5-11	176	Sr&-TR
TE	5	Trace Bruckler	6-3	244	Sr-3VL-RS
	83	Everett Hunter	6-3	237	Jr-1VL#
RB	6	Eli Sanders	5-11	194	Jr-TR
-OR-	28	Naquari Rogers	5-11	209	Jr-TR#
-OR-	2	Andrew Henry	5-10	200	Sr&-1VL

SPECIAL TEAMS

Pos.	#	Player	Ht.	Wt.	Cl.-Ex.
PK	26	Luke Drzewiecki	6-0	181	Jr-2VL#
	35	Charles Steinkamp	6-5	205	So-1SQ-RS
KO	35	Charles Steinkamp	6-5	205	So-1SQ-RS
	26	Luke Drzewiecki	6-0	181	Jr-2VL#
P	10	Aaron Rodriguez	5-11	195	Sr&-3VL
	35	Charles Steinkamp	6-5	205	So-1SQ-RS
LS	25	Hyrum Hatch	6-0	196	Fr-JC
	30	Brendan Durkin	6-1	206	So-1VL
KR	21	Javen Jacobs	5-9	190	So-TR
	6	Eli Sanders	5-11	194	Jr-TR
PR	15	Luke Wysong	5-10	184	Jr-2VL-RS
-OR-	21	Javen Jacobs	5-9	190	So-TR

DEFENSE

Pos.	#	Player	Ht.	Wt.	Cl.-Ex.
WILL	9	Gabe Lopez	6-2	236	Sr*-1VL
	89	Moso'oipala Tuitele	6-3	252	So-TR
DT	45	Kyler Drake	6-3	285	Sr-3VL-RS
	99	Bryce Santana	6-2	301	Sr-3VL-RS
DT	7	Tyler Kiehne	6-3	276	Jr-2VL
	96	Garrison Walker	6-1	296	Sr&-TR
-OR-	97	Devin Brandt-Epps	6-3	303	Sr&-TR
END	17	Okiki Olorunfunmi	6-6	252	Sr&-TR
	90	Max Elkman	6-2	250	So-1SQ-RS
-OR-	55	Antoineo Harris, Jr.	6-3	253	Sr*-TR
MIKE	24	Jayden Wilson	6-1	218	So-1VL
	41	Tirek Austin-Cave	6-1	220	Sr*-TR
BUCK	22	Dimitri Johnson	6-1	233	Sr-1VL#
-OR-	33	Randolph Kpai	6-3	221	Jr-TS
	11	Mihalis Santorineos	6-1	235	Jr-1VL#
FCB	13	Bryson Taylor	6-0	175	Jr-2VL#
	28	Nigel Williams	5-11	196	Jr-TR
-OR-	77	Ishmael Burdine	6-2	190	Sr&TR
FS	8	Christian Ellis	6-0	202	Jr-2VL#
	20	Dereck Moore	6-3	205	So-1VL#
-OR-	39	Dominic Tatum	6-3	201	Sr&-TR
BS	1	Noah Avinger	6-0	186	Jr-TR
	3	David Murphy	5-10	193	So-1VL-RS
BCB	34	Noa Pola-Gates	6-0	183	Sr&-1VL
	27	Jahvante Royal	6-4	191	Sr*-TR
-OR-	12	Pierre Kemeni, Jr.	6-1	211	Sr*-JC
NICK	0	Bobby Arnold III	5-9	179	So-JC
	18	Cam Watts	5-10	190	Sr*-TR
-OR-	28	Nigel Williams	5-11	196	Jr-TR

BOLD denotes starter

#denotes has redshirt available

&denotes using super senior season

*denotes has a super season year available



Roster Breakdown

LETTERWINNERS RETURNING (32)

Offense (11): QB (1) Devon Dampier* RB (1) Andrew Henry*
WR (2) Ryan Davis*, Caleb Medford* **TE (3)** Trace Bruckler*,
Magnus Geers*, Everett Hunter* **OL (4)** Jer Marques Bailey**,
Tavien Ford**, Travis Gray*, Isaiah Sillemon*

Defense (18): DL (4) Tyler Drake***, Tyler Kiehne*, Joe
Ray Maez**, Bryce Santana*** **OLB (3)** Gabe Lopez*, JaShon
Lowery*, Landon Williams* **LB (3)** Dimitri Johnson*, Mihalīs
Santorineos*, Jayden Wilson* **CB (1)** Bryson Taylor* **S (7)** Tavien
Combs***, Christian Ellis**, Dereck Moore*, David Murphy*,
Noa Pola-Gates*, Aaron Smith*, Hunter Wiggins*

Specialists (3): K (1) Luke Drzewiecki*, LS (1) Brendan Durkin*, P
(1) Aaron Rodriguez**

STARTERS RETURNING (11)

Offense (2): WR Caleb Medford, TE Trace Bruckler

Defense (6): DL Tyler Kiehne, DL James Drake, DL Gabe Lopez, LB
Dimitri Johnson S Dereck Moore, S Christian Ellis

Specialists (3): P Aaron Rodriguez, PK Luke Drzewiecki, LS
Brendan Durkin

STARTERS LOST (14)

Offense (9): QB Dylan Hopkins, RB Jacory Croskey-Merritt, WR
Andrew Erickson, WR DJ Washington, OL JC Davis, OL Taurrian
"Teedo" Stafford, OL CJ James, OL Shancio "Ise" Matautia, OL
DJ Wingfield

Defense (5): LB Syaire Riley, MLB Alec Marenco, CB Donte Mar-
tin, CB Zach Morris, S Jermarius Lewis

Specialists (0): None

REDSHIRTS/SQUAD MEMBERS RETURNING (20)

Offense (12): QB (2) Isaiah Chavez**, Justin Holaday* RB (2) Ray
Iwai, Jaylen Morgan WR (5) Michael Buckley, Nic Trujillo, Xavier
Van, Luke Wysong**, Evan Wysong TE (0) None OL (3) Vincent
Santos, Matthew Toilolo, Jacob Webb

Defense (7): DL (0) None OLB (2) Max Elkman, Max Lantzsck LB
(3) Leo Gallegos, Hunter Haemker*, Lucas Lucero CB (1) Edward
Blacklock S (1) Skylar Cook

Specialists (1): K-P (1) Charles Steinkamp

INCOMING FRESHMEN (17)

Offense (8): QB (0) None RB (1) Josh Perry WR (4) Elijah Brody,
Mateo Contreras, Terrell Davis, D'Angelo Mayes TE (0) None OL
(3) Javier Marquez, Nico Rivera, Sa'Kylee Woodard

Defense (9): DL (0) None ENDS (3) Colby Brewer, Hyrum Mc-
Carter, John Sierra LB (1) Blake Tabaracci CB (4) Devin Costello,
Melaki Gutierrez, D'Sean Martinez, Keith Reddix S (1) Matthew
Lashley

Specialists (0): K (0) None

INCOMING TRANSFERS (42)

Offense (21): QB (3) Ryan Cook (South Dakota School of Mines),
Emery Floyd (College of the Canyons), James Laubstein (Sussex
County) RB (4) Javen Jacobs (Arizona State), Sol-Jay Maiava-Pe-
ters (BYU), Naquari Rodgers (Campbell), Eli Sanders (Iowa State)
WR (2) Kader Diop (San Diego Mesa), Shawn Miller (Illinois) **TE**
(1) Jackson Epes (Valdosta State) **OL (11)** McKenzie Agnello (Tex-
as A&M-Commerce), Malik Alaine (NMMI), James Bailey (Texas
A&M), Baraka Beckett (Campbell), Elvin Harris (Campbell), Lajuan
Owens (Tulane), Richard Pearce (East Carolina), Griffin Schure-
man (Arizona State), Tevin Shaw (Houston), Jawaun Singletary
(Grambling State), Wallace Unamba (FAU)

Defense (19): DL (3) De'jon Benton (USC), Devin Brandt-Epps
(Old Dominion), Garrison Walker (Auburn) **ENDS (3)** Antoinio
Harris, Jr. (Indiana State) Okiki Olorunfunmi (Weber State), Moso
Tuitele (California) **LB (3)** Tirek Austin-Cave (West Virginia), Niko
Bohler (Diablo Valley), Randolph Kpai (Nebraska) **CB (7)** Noah
Avinger (San Diego State), Ishmael Az-Zahir (TCU), Pierre Kemei,
Jr. (Garden City), Jahvante Royal (Pittsburgh), Drew Speech (Mon-
terrey Peninsula), Cam Watts (Texas Tech), Nigel Williams (North-
western) **S (3)** Bobby Arnold III (Dodge City), Dominic Tatum
(Washington State), Victor Villafuerte (Monterey Peninsula)

Specialists (2): LS (1) Hyrum Hatch (Snow College) K (1) Adrian
Melesio (Delta JC)

*denotes number of letters won.

italics denotes redshirt/squad member but has played in a game

The Opening List

If it feels like it's a little early for a football game ... well, it is. This is after all the first of TWO games in August (New Mexico only has three in September and three in October).

Most seasons, the first game takes place in September. That's most seasons, but 2024 isn't going to be like most seasons. For one, New Mexico is playing in Week 0 due to playing a game in Hawai'i, and this marks the first time that the Lobos will play a game on Week 0 since 2002. Now, the history of Week 0 is a tale of two different rules. From 1983 to 2016, games in Week 0 were special preseason games played as specialty classic games (the first of which was the 1983 Kickoff Classic featuring No. 1 Nebraska and No. 4 Penn State in a game played at the Meadowlands).

After the 2016 season, the NCAA righted a wrong. If you happen to play at Hawai'i in any given season, you are allowed to play a 13th game, but that generally meant for most teams you would play 13 games in 13 weeks (see UNM in 2012, which had no bye, started out 4-3 and then lost the final six games as injuries mounted). Starting in 2017, the rules were changed to allow teams that played at Hawai'i a chance to start the season in Week 0 and still play 13 games, which would still give each team one bye week.

UNM traveled to Hawai'i in 2016, but didn't play a 13th game, and we all know what happened in 2020 when UNM played at Hawai'i, so this is the first real chance for UNM to play in Week 0. Oddly, UNM won't play 13 games, so instead of one bye, UNM would normally have two byes, but this is also the odd calendar year in which there is an extra weekend in the playing season, so UNM has THREE bye weeks in season (Sept. 7, Oct. 5 and Nov. 23, or Weeks 2, 6 and 13 respectively).

New Mexico has taken part in one of these games Week 0 games before, in the 2002 BCA Kickoff Classic as UNM faced N.C. State in Raleigh on August 24 with the Wolfpack winning 34-14. UNM's opener will be the earliest date of an official FBS college football game played within the Land of Enchantment (New Mexico State played on 8/23/2001 against Kentucky, but it was in Lexington).

Overall, UNM has played in August 11 times, going 5-6, including 4-3 in University Stadium. All those August games are the subject of a very early Opening List.

Date	Opponent	Site	Result
8/31/1991	UTEP	El Paso, Texas	L 19-35
8/26/1996	New Mexico State	Las Cruces, N.M.	W 28-7
8/30/1997	Northern Arizona	Albuquerque, N.M.	W 33-10
8/26/2000	Texas Tech	Lubbock, Texas	L 3-24
8/24/2002	(25) N.C. State	Raleigh, N.C.	L 14-34
8/31/2002	Weber State	Albuquerque, N.M.	W 38-24
8/30/2003	Texas State	Albuquerque, N.M.	W 72-8
8/30/2008	TCU	Albuquerque, N.M.	L 3-26
8/31/2013	UTSA	Albuquerque, N.M.	L 13-21
8/30/2014	UTEP	Albuquerque, N.M.	L 24-31
8/31/2019	Sam Houston State	Albuquerque, N.M.	W 39-31

Playing the Percentages

The Lobos enter 2024 with an entirely new coaching staff as Bronco Mendenhall brings a .625 career winning percentage over 17 previous seasons to the Lobo sidelines.

His mission? Return UNM to the postseason and out of a funk in which UNM has won a grand total of 19 games over the past seven seasons (2017-23). For context, when UNM went to back-to-back bowl games in 2015 and 2016, the Lobos won 16 games in those two seasons.

Mendenhall inherited a BYU team in 2005 that missed the postseason three straight years and ran off a streak of 11 straight bowl games. He then moved to Virginia and went from two wins to the Orange Bowl in four years. Overall, he has had his teams bowl eligible in 16 of his 17 seasons.

So in this era of the transfer portal where players can come and go like they are shopping for the best fast food hamburger, what kind of hand does Mendenhall have to work with?

The Lobos return 11 starters and lost 14 from last year's 4-8 squad, but three of those 11 are starting punter Aaron Rodriguez, starting kick Luke Drzewiecki and starting long snapper Brendan Durkin, which is great, but that means UNM returns just two starters on offense and six on defense.

UNM overall returns 30 lettermen from last year (a total that doesn't include Luke Wysong who redshirted last year). The team lost 31 letterwinners from last year. In their place are 59 newcomers and 42 JC or

NEW MEXICO STAT COMPARISON (2023 FINAL)

UNM	Category	MSU
27.3	Points Per Game For	39.9
35.1	Points Per Game Against	21.8
279	First Downs	256
440	Rushing Attempts	480
2312	Rushing Yards	3509
5.3	Average Per Rush	7.3
192.7	Average Per Game	292.4
26	Rushing TDs	41
198-353-10	Passing (Comp-Att-Int)	140-239-4
56.1	Completion Pct	58.6
2615	Passing Yards	2172
217.9	Average Per Game	181.0
17	TD Passes	20
4927	Total Offense	5681
6.2	Avg. Per Play	7.9
410.6	Avg Per Game	473.4
16-5	Fumbles-Lost	10-3
-0.58	Turnover margin/game	+0.67
52-34.6	Punts-Net Avg	34-43.7
60/145 (41%)	Third Down Conversion	54/124 (44%)
9/14 (64%)	Fourth Down Conversion	8/15 (53%)
32:32	Average time of possession	29:56
15-117	Sacks-Yards	41-224



Lobos in the NCAA (2023)

Stat	Rank	Value
Total Offense	44	410.6
Rushing Offense	18	192.7
Passing Offense	72	217.9
Team Passing Efficiency	80	128.54
Scoring Offense	63	27.3
Total Defense	99	408.2
Rushing Defense	103	172.2
Passing Yards Allowed	83	236.0
Team Passing Efficiency Defense	128	158.02
Scoring Defense	123	35.1
Turnover Margin	117	-0.58
3rd Down Conversion Pct	48	0.414
4th Down Conversion Pct	T-22	0.643
3rd Down Conversion Pct Defense	50	0.371
4th Down Conversion Pct Defense	T-54	0.500
Red Zone Offense	T-11	0.923
Red Zone Defense	122	0.918
Net Punting	128	34.42
Punt Returns	129	1.25
Kickoff Returns	115	17.25
First Downs Offense	T-46	279
First Downs Defense	T-57	249
Fewest Penalties Per Game	130	9.92
Fewest Penalty Yards Per Game	130	89.67
Time of Possession	11	32:32
(130 teams ranked)		

Pre-Season Honors

Trace Bruckler - TE

Preseason All-Mountain West Athlon (4th team)

Tavian Combs - S

Preseason All-Mountain West Athlon (4th team)

Preseason All-Mountain West Phil Steele (4th team)

Kyler Drake - DL

Preseason All-Mountain West Phil Steele (3rd team)

Preseason All-Mountain West Athlon (4th team)

Dimitri Johnson - LB

Preseason All-Mountain West Athlon (4th team)

Andrew Henry - RB

Preseason All-Mountain West Athlon (4th team)

Tyler Kiehne - NT

Preseason All-Mountain West Phil Steele (4th team)

Caleb Medford - WR

Preseason All-Mountain West Athlon (4th team)

Wuerffel Trophy Watch List

Earl Campbell Tyler Rose Watch List

Aaron Rodriguez - P

Ray Guy Watch List

Isaiah Sillemon - OL

Preseason All-Mountain West Athlon (4th team)

Luke Wysong - WR/KR

Paul Hornung Watch List

Comeback Player of the Year Watch List

four-year transfers. While UNM lost a ton, especially on offense, they team returns several budding stars in quarterback Davon Dampier, tight end Trace Bruckler, running back Andrew Henry and receivers Luke Wysong and Caleb Medford. UNM does have to replace all five starters on the offensive line, but UNM is very deep in that position heading into the season.

So what does return on offense and defense? Let's take a gander.

	Total	Return	Departed
Rushes	440	113 (25.7%)	327
Yards	2,312	684 (29.6%)	1,628
Touchdowns	26	7 (26.9%)	19
Receptions	198	75 (37.9%)	123
Yards	2,615	1,064 (40.7%)	1,551
Touchdowns	17	4 (23.5%)	13
Completions	198	40 (20.2%)	158
Attempts	351	64 (18.2%)	287
Yards	2,615	525 (20.1%)	2,090
Touchdowns	17	6 (35.3%)	11
Tackles	722	418 (57.9%)	304
TFLs	46.0	23.5 (51.1%)	22.5
Sacks	15.0	9.0 (60.0%)	6.0
Interceptions	4	0 (0.0%)	4
PBUs	48	17 (35.4%)	31
Forced Fumbles	10	4 (40.0%)	6
Fumble Recoveries	4	3 (25.0%)	1

The answer to the ultimate question of life, the universe, and everything

If you've ever watched *The Hitchhiker's Guide to the Galaxy* (and yes, I'm one of those who would say read the book ... it's so much better, and you should read more ... it's good for you), you know that the answer to the ultimate question of life, the universe and everything is the number 42.

That bodes well for UNM then. Beside the fact that the No. 42 is retired for the great Bobby Santiago, 42 represents the number of transfers into the Lobo program this season as Bronco Mendenhall and company needed to replenish and fortify, and better the roster.

The 42 is easily the most in Lobo history, bettering the 30 from last year. Where does the 42 stand for the school with the most transfers? We did the research, and for the second straight year, Colorado has the most transfers, this time with 44, and UNM is second with 42. When you couple the transfers with the 17 freshmen, UNM has 59 newcomers, and that total ranks 10th overall. Check out the charts:

Most Total Transfers

1. Colorado	44
2. New Mexico	42
3. New Mexico State	36
4. North Texas	35
5. San Diego State	33
Arizona State	33
7. Houston	32
8. Troy	31
Nevada	31
Southern Miss	31

Most Total Newcomers

1. North Texas	74
2. Army	74
3. Navy	69
4. Arkansas State	64
5. Colorado	63
6. Michigan State	61
Troy	61
8. Nebraska	60
Arizona State	60
10. New Mexico	59
Houston	59

Power 4 Fun

Well generally, playing a Power 4 isn't associated with fun, but it will be for UNM as the team will play two Power 4 teams (and one former Power 4 in Washington State). UNM will take on Arizona and Auburn in back-to-back games (with a bye week between the two games). It marks the first time UNM will take on two Power 4 teams in the same season since 2015 when UNM lost to Arizona State in the regular season 34-10 and then to Arizona in the Gildan New Mexico Bowl 45-37. The last time UNM faced off with two such opponents in the regular season was in 2012 when UNM in Bob Davie's first season when UNM lost to Texas (45-0 in a game that was 10-0 at the half) and Texas Tech (49-14) in back-to-back weeks.

Turnover Table

2023	Takeaways	Pts.	Giveaways	Pts.
at TAMU	0	0	1	7
TTU	2	14	2	0
NMSU	0	0	1	7
at UMASS	0	0	0	0
at WYO	0	0	2	7
SJSU	0	0	1	7
HAW	4	14	0	0
@NEV	0	0	3	18*
UNLV	0	0	2	14
@BSU	0	0	1	3
@FS	1	0	2	0
USU	1	0	0	0
Total	8	28	15	63

UNM Turnover Margin: -7

UNM TO Scoring Margin: -35 (UNM 4-of-7, Opp 10-of-15)

2024	Takeaways	Pts.	Giveaways	Pts.
MSU				
@ARIZ				
@AUBURN				
FS				
@NMSU				
AF				
@USU				
@CSU				
WYO				
@SDSU				
WSU				
@HAW				
Total	8	28	15	63

UNM Turnover Margin: -7

UNM TO Scoring Margin: -35 (UNM 4-of-7, Opp 10-of-15)

*denotes Defensive TD



Associated Press Poll (Preseason)

Pl.	Team (First-place votes)	Record	Pts.	Prev.
1.	Georgia (46)	0-0	1532	13-1
2.	Ohio State (15)	0-0	1490	11-2
3.	Oregon (1)	0-0	1403	12-2
4.	Texas	0-0	1386	12-2
5.	Alabama	0-0	1260	12-2
6.	Ole Miss	0-0	1189	11-2
7.	Notre Dame	0-0	1122	10-3
8.	Penn State	0-0	1060	10-3
9.	Michigan	0-0	995	15-0
10.	Florida State	0-0	971	13-1
11.	Missouri	0-0	927	11-2
12.	Utah	0-0	887	8-5
13.	LSU	0-0	804	10-3
14.	Clemson	0-0	689	9-4
15.	Tennessee	0-0	629	9-4
16.	Oklahoma	0-0	566	10-3
17.	Oklahoma State	0-0	538	10-4
18.	Kansas State	0-0	526	9-4
19.	Miami (FL)	0-0	492	7-6
20.	Texas A&M	0-0	292	7-6
21.	Arizona	0-0	237	10-3
22.	Kansas	0-0	231	9-4
23.	Southern California	0-0	172	8-5
24.	NC State	0-0	171	9-4
25.	Iowa	0-0	140	10-4

Others receiving votes: Louisville 111, Virginia Tech 77, Boise St. 47, SMU 33, Iowa St. 33, Liberty 32, Washington 23, West Virginia 17, Memphis 16, Nebraska 16, Wisconsin 15, UTSA 6, Tulane 5, Appalachian St. 4, Kentucky 3, Auburn 2, Colorado 1

AFCA Coaches Poll (Preseason)

Pl.	Team	Record	Pts.	1st Pl.	Prev.	+/-	Hi/Lo
1.	Georgia	0-0	1364	46	NR	-	1/1
2.	Ohio State	0-0	1302	7	NR	-	2/2
3.	Oregon	0-0	1228	0	NR	-	3/3
4.	Texas	0-0	1223	1	NR	-	4/4
5.	Alabama	0-0	1077	0	NR	-	5/5
6.	Ole Miss	0-0	1019	0	NR	-	6/6
7.	Notre Dame	0-0	969	0	NR	-	7/7
8.	Michigan	0-0	944	1	NR	-	8/8
9.	Penn State	0-0	889	0	NR	-	9/9
10.	Florida State	0-0	867	0	NR	-	10/10
11.	Missouri	0-0	808	0	NR	-	11/11
12.	LSU	0-0	742	0	NR	-	12/12
13.	Utah	0-0	665	0	NR	-	13/13
14.	Clemson	0-0	657	0	NR	-	14/14
15.	Tennessee	0-0	621	0	NR	-	15/15
16.	Oklahoma	0-0	609	0	NR	-	16/16
17.	Kansas State	0-0	416	0	NR	-	17/17
18.	Oklahoma State	0-0	359	0	NR	-	18/18
19.	Miami (FL)	0-0	292	0	NR	-	19/19
20.	Texas A&M	0-0	273	0	NR	-	20/20
21.	Arizona	0-0	230	0	NR	-	21/21
22.	North Carolina State	0-0	216	0	NR	-	22/22
23.	USC	0-0	199	0	NR	-	23/23
24.	Kansas	0-0	186	0	NR	-	24/24
25.	Iowa	0-0	148	0	NR	-	25/25

Others receiving votes: Washington 123; Louisville 95; Virginia Tech 64; SMU 47; Memphis 44; Boise State 30; Auburn 25; West Virginia 22; Wisconsin 17; Liberty 15; Iowa State 15; Kentucky 12; Florida 11; South Carolina 10; North Carolina 6; UNLV 5; Maryland 5; UCF 4; Texas Tech 4; UTSA 3; Tulane 2; Texas State 2; Nebraska 2; Colorado 2; Appalachian State 2; Troy 1; Syracuse 1; Miami (OH) 1; James Madison 1; Air Force 1.

Speaking of the Schedule...

The Mountain West schedule is just seven games this season instead of eight, since the league has a scheduling alliance with Oregon State and Washington State for the next two years and those games don't count as conference games. Oregon State and Washington State also aren't involved in postseason awards as well.

However, UNM will have three bye weeks for the first time in a season in school history. The Lobos also have just five home games for the first time since 2005, which was also the last time that UNM played an 11-game schedule. Also, yes, we remember that UNM famously became the first time in since 1914 (Clemson) to play at least a seven-game season without a home game and the first time in FBS history to play an entire season without a home game or a game within its own home state. Still can't forget that one.

UNM will play just three homes games over the first 10 weeks of the season. The last time UNM had five non-conference games scheduled in a season was in 2012 when UNM went 3-2, beating Southern, New Mexico State and Texas State but losing at Texas Tech and Texas.

Six In One Half, Half-Dozen in the Other

Bronco Mendenhall put to rest the quarterback issue on the first day of training camp. Devon Dampier was the man. The true sophomore earned his stripes last year by playing in 10 games including his first career start (coming at Boise State where he played quite well).

Dampier, due to spring camp injuries took the lion's share of the snaps at quarterback (and by lion's share, we mean probably 98% over the course of the five weeks of spring ball). UNM still has Justin Holaday, who has started games in 2022 and redshirted. UNM also has Isaiah Chavez, who started games in 2020 and 2021 and was injured all of last year. Adding to the mix are transfers Emery Floyd and James Laubstein, so while UNM lost QB Dylan Hopkins, Dampier looks ready to go.

And if you were thinking "yeah, but what did he do last year?", well he did more than most folks. Dampier completed 62.5 percent of his throws, going 40-for-64, throwing for 525 yards and six touchdowns. What he didn't do is throw an interception. It got Game Notes thinking ... "what's the most touchdowns by a QB last year without an interception?". Well we did the serious research, and check the results, but Dampier not only led the nation in most touchdowns without throwing an interception, he led the nation in most yards without throwing an interception and he was second in most attempts without throwing an interception.

Player	Team	23 Cl.	Comp	Att	.PCT	Yards	TD	INT
Devon Dampier	New Mexico	Fr	40	64	62.5	525	6	0
Avery Johnson	Kansas State	Fr	37	66	56.1	479	5	0
Aiden Chiles	Oregon State	Fr	24	35	68.6	309	4	0
Beau Pribula	Penn State	Fr	11	21	52.4	149	4	0
Spencer Sanders	Ole Miss	Sr	19	29	65.5	278	3	0
Ethan Crawford	Southern Miss	Fr	17	36	47.2	240	3	0

They Were Just Keeping Up With the Head Coach

In the past coaching cycle, two different publications named Bronco Mendenhall either an A or A+ hire, or the best hire of the coaching cycle. 247 Sports graded all of the coaching hires (doing so twice, as it had looked settled until Nick Saban retired, kicking off a chain of coaching moves that necessitated some new grades). That didn't matter as the only coach in the complete hiring cycle to get an A+ grade was the hire of Mendenhall. CBS Sports also gave out one A+ and it was for Mendenhall's hire.

Athlon Sports ranked the hire of Mendenhall as the best of the cycle with an A+, well, the players had something to shoot for grade wise. Now, UNM's grade report history goes back to 1988 (obviously there were grades before 1988, but as for good record-keeping of those grades? Whoever had them doesn't work here anymore), so over the course of the previous 75 semesters, the best the Lobo Football had every done collectively was a 3.05 in the Spring of 2023. The team actually had a 3.10 in the pass/fail COVID semester of the Spring of 2020.

What did the team do in the first semester under Bronco Mendenhall? They destroyed the old record. The team, a team with over 30 newcomers and transfers last semester AND still had players on scholarship that were in the transfer portal, recorded a 3.22 GPA.

It marked the highest GPA in the history of the program, and it very quick tangible piece of evidence that it's a whole new era.

Well That was Fast...

When Bronco Mendenhall was hired, on that day (December 6, 2023), he was quite obviously 12th in terms of longevity among all Mountain West coaches at one day.

When the season starts, just 253 days later ... amazingly he is tied for seventh, and he would be fifth if the announcement was three days earlier. Seriously. The 2024 season will see eight new head coaches in the Mountain West, and that's easily the most new coaches since the 1999 season, when all nine coaches were new to the Mountain West ... because it was the first season of the league.

Numerology

46

Total tackles by Tavian Combs, who despite only playing in five of nine games, was third on the team in tackles. He was nine behind the leader, Alec Marenco, who has 55 to lead the team. Christian Ellis was next with 52.

Overtime Stat

5-6

UNM's all-time record in overtime after beating UMass 34-31 in Week 4. UNM is 3-3 on the road, 2-3 at home, and 3-5 in single OT.



Career Starts (UNM only)

OFFENSE

QB's	'19	'20	'21	'22	'23	'24	Total
16 Isaiah Chavez	1	4	0	0	0	0	5
4 Devon Dampier	1	0	0	0	0	0	1
RBS	'19	'20	'21	'22	'23	'24	Total
None Returning	0	0	0	0	0	0	0
TEs	'19	'20	'21	'22	'23	'24	Total
5 Trace Bruckler	3	2	10	0	0	0	15
19 Magnus Geers	1	0	0	0	0	0	1
WRs	'19	'20	'21	'22	'23	'24	Total
15 Luke Wysong	6	7	2	0	0	0	15
12 Caleb Medford	6	0	0	0	0	0	6
87 Justin Holaday	3 (QB)	0	0	0	0	0	3
18 Ryan Davis	1	0	0	0	0	0	1
OL	'19	'20	'21	'22	'23	'24	Total
--- Tavien Ford	10	0	0	0	0	0	10
57 Isaiah Sillemon	0	2	3	0	0	0	5

DEFENSE

DL	'19	'20	'21	'22	'23	'24	Total
45 Kyler Drake	0	3	11	0	0	0	14
9 Gabriel Lopez	12	0	0	0	0	0	12
7 Tyler Kiehne	0	11	0	0	0	0	11
99 Bryce Santana	3	5	0	0	0	0	8
88 Joe Maez	1 (TE)	0	0	0	0	0	1
LBs	'19	'20	'21	'22	'23	'24	Total
22 Dimitri Johnson	11	0	0	0	0	0	11
--- Ja'Shon Lowery	2	0	0	0	0	0	2
11 Mihalis Santorineos	2	0	0	0	0	0	2
DBs	'19	'20	'21	'22	'23	'24	Total
16 Tavian Combs	6	11	3	5	0	0	25
8 Christian Ellis	10	0	0	0	0	0	10
20 Dereck Moore	5	0	0	0	0	0	5
34 Noa Pola-Gates	4	0	0	0	0	0	4
13 Bryson Taylor	2	1	0	0	0	0	3
29 Aaron Smith	3	0	0	0	0	0	3

Lobos in the NFL

Jason Sanders **Miami Dolphins** **Kicker**
Sanders is entering his seventh season with Miami after getting drafted in the seventh round by Miami. Over his first six seasons he was 233-for-240 on extra points in his career and 150-for-180 on field goals, with a long of 57. He has hit 360 of 486 kickoffs for touchbacks. He was named to the PFWA 2018 All-Rookie Team and is Miami's all-time leader in field goal accuracy. He has six game-winning field goals in the final two minutes and in overtime, and he also has a touchdown reception in his career. He led the NFL in field goals and points in 2020.

Corey Bojorquez **Cleveland Browns** **Punter**
Bojorquez is in his third season with Cleveland after one year with Green Bay and his first three with Buffalo. He spent the 2018 camp with New England after earning an invite to tryout camp and then getting signed to a free agent contract. He was snapped off waivers by Buffalo and started for three seasons. He then signed a free agent contract with the L.A. Rams, but was traded to Green Bay right before the 2021 season. He has played in 90 career games with a 46.8 career average. In 2020 Bojorquez led the NFL with a 50.8-yard average, just the fourth 50.0-yard average in NFL history. In 2021, his 82-yard punt was the longest in the NFL.

Jerrick Reed II **Seattle Seahawks** **Safety**
Reed is in his second season with the Seahawks after being drafted by the team in the sixth round in 2023. In his first season, playing mostly on special teams, he recorded 11 tackles in 10 games before a season-ending injury.

D'Angelo Ross **Houston Texans** **Defensive Back**
Ross is in his fifth season after signing a free agent contract with the Houston Texans. After two years on New England's practice squad, he was activated for New England's final game of the 2020 season and then played three games in 2021. In 2023 he saw action in 13 games. Overall he has played in 16 NFL games with one start, and has 11 tackles to his credit.

Mountain West Coaches By Longevity of December 5, 2023

No.	Coach	School	Hired
1.	Troy Calhoun	Air Force	12/22/06
2.	Craig Bohl	Wyoming	12/8/13
3.	Brent Brennan	San Jose State	12/7/16
4.	Brady Hoke	San Diego State	1/8/20
5.	Blake Anderson	Utah State	12/12/20
6.	Jay Norvell	Colorado State	12/6/21
7.	Jeff Tedford	Fresno State	12/8/21
8.	Timmy Chang	Hawai'i	1/22/22
9.	Barry Odom	UNLV	12/6/22
10.	Spencer Danielson	Boise State	12/3/23
11.	Jeff Choate	Nevada	12/4/23
12.	Bronco Mendenhall	New Mexico	12/6/23

Mountain West Coaches By Longevity on August 24, 2024

No.	Coach	School	Hired
1.	Troy Calhoun	Air Force	12/22/06
2.	Jay Norvell	Colorado State	12/6/21
3.	Timmy Chang	Hawai'i	1/22/22
4.	Barry Odom	UNLV	12/6/22
5.	Spencer Danielson	Boise State	12/3/23
6.	Jeff Choate	Nevada	12/4/23
7.	Bronco Mendenhall	New Mexico	12/6/23
	Sean Lewis	San Diego State	12/6/23
	Jay Sawvel	Wyoming	12/6/23
10.	Ken Niumatalolo	San Jose State	1/21/24
11.	Nate Drieling	Utah State	7/2/24
12.	Tim Skipper	Fresno State	7/15/24

Things We Never Thought We Would Type

Bronco Mendenhall is currently seventh among all FBS coaches in total wins with 135. The 135 wins is the most for a coach hired by UNM at the time of his hiring. Mendenhall was actually eighth when he was hired, but then Nick Saban retired. We opted not to send him a card (we might be a Dolphin fan). Mendenhall has 135 wins, and he will need more retirements as in sixth place is Kyle Whittingham with 162 wins.

Mendenhall is also fifth in all-time MW wins with 39, a neat trick considering only six of his 11 seasons at BYU were as members of the Mountain West. He is also fifth in all-time winning percentage.

All of those lists, along with Mendenhall's record against all opponents and other fun statistical stuff like that is located on his pages starting on pages 31 and 32.

Eight is Enough? Is it?

Bronco Mendenhall has been a head coach for 17 previous seasons, so that's a lot of players that he has coached. Well, it would only stand to reason that at least one of them would eventually be on his staff for year 18.

But eight?

Among the 10 full-time assistant coaches on staff for Mendenhall, eight were coached by Mendenhall in college.

The great eight are Jason Beck (BYU), Famika Anae (BYU), Kirk Garner (Virginia), Matt Johns (Virginia), Nick Howell (BYU), Shane Hunter (BYU), Jan Jorgensen (BYU) and Charles Mack (Virginia). Only Micah Simon and Donte Wilkins were not coached in college at any point by Mendenhall.

It got us (and Bronco) wondering if that was the most in the country. It's not even close.

The only school with even FOUR assistant coaches that played at one time for the head coach is Iowa, as Kirk Ferentz has coached four of his players. Utah is close, but of their four players, two played under Kyle Whittingham when he was an assistant coach at Utah).

It should be noted that UNM's total doesn't include guys like Director of Operations Joe Spaziani or Director of Scouting Evan Butts or several of UNM's graduate assistants.

He's Tied with the Dolphins' All-Time Leader...That's Good, Right?

Back in 2022, Luke Drzewiecki was a bit of an insurance policy as a walk-on kicker from Michigan sitting behind George Steinkamp. Whelp, it was a good insurance policy as he took over the starting kicking job halfway through the season, and reeled off streak of seven straight field goals made. Drzewiecki hasn't let go of that job, and for his career, the true junior is now 20-for-28 all-time at UNM, and that mark ties him with Jason Sanders in terms of accuracy.

Jason Sanders is the Miami Dolphins' all-time leader in terms of field goal accuracy, so if you going to be tied with anyone, Jason is pretty good. Overall, Luke is tied for seventh in school history with a 71.4 mark for accuracy.

CAREER FIELD GOAL ACCURACY

Pct.	Player (FGM-FGA)	Year
1.	82.9 John Sullivan (29-35)	2004-07
2.	81.8 Vladimir Borombozin (27-33)	2000-01
3.	80.5 Kenny Byrd (33-41)	2002-06
4.	75.0 Rick Walsh (18-24)	1987-88
5.	73.7 Andrew Shelley (28-38)	2018-21
6.	73.2 Bob Berg (41-56)	1973-75
7.	71.4 Luke Drzewiecki (20-28)	2022-current
	71.4 Jason Sanders (25-35)	2014-17
9.	70.7 Wes Zunker (29-41)	2001-04
10.	68.3 Colby Cason (41-60)	1995-97
11.	68.2 James Aho (45-66)	2008-11

Interesting Stat

1

That's the number of times in the last 14 seasons that UNM started the same quarterback in the season opener in back-to-back seasons. That happened in 2013 and 2014, when Cole Gaustche started the season opener against UTSA (2013) and UTEP (2014) in back-to-back seasons.

Fun Fact

10-14

That's Luke Drzewiecki's field goal stats for both of his seasons, going 10-for-14 in 2022, and unbelievably going 10-for-14 against in 2023.



Future Schedules

2025

8/30 - at Michigan
9/6 - Idaho State
9/13 - at UCLA
TBA - New Mexico State
MW Home - Colorado State, Wyoming, Nevada, San José State
MW Away - Air Force, Boise State, San Diego State, UNLV

2026

9/19 - at Oklahoma
TBA - at New Mexico State

2027

9/11 - at Oregon State
9/18 - at Texas A&M
TBA - New Mexico State

2028

9/9 - Oregon State
TBA - at New Mexico State

The Old Man Down the Road

In 1984, Credence Clearwater Revival frontman John Fogerty had his first solo top 10 hit after a 13-year solo career with "The Old Man Down the Road", hitting number ten on the Billboard charts. In 2024, four years later, the Lobos could potentially play that song for a freshman. Colby Brewer is a member of the squad, and he is the oldest position player in the FBS in 2024 checking in at 29 years of age. He is just ahead of Arkansas wide receiver Monte Harrison as Brewer a little over two months older.

While Harrison's excuse is a good one, having played baseball (including 50 games with the Marlins and Angels and being one of four players traded for eventual National League MVP Christian Yelich), it's not as good as Brewer's. What's he been doing?

Dismantling bombs.

Seriously. Brewer was in the United States Navy from 2015-2024, serving as in Navy Special Operations for nine years. His primary responsibility was disarming bombs and IED (improvised explosive device). Suddenly running down on special teams isn't a big scary thing. Brewer is the oldest position player, and overall he is the sixth-oldest player in the game.

Oldest Players in FBS	School	Hometown	Birthday	Age on 8/24/24
Luke Larsen (P)	East Carolina	Keilor Park, Australia	7/18/1992	32
Jordan Noyes (K)	Colorado State	Dartford, England	8/3/1992	32
Hugh Robertson (P)	Illinois	Melbourne, Australia	1/16/1993	31
Eric Goins (K)	Notre Dame	Herndon, Virginia	12/25/1993	30
Mark Crawford (P)	Minnesota	Perth, Western Australia	12/28/1993	30
*Colby Brewer (LB)	New Mexico	Lynchburg, Virginia	5/30/1995	29
*Monte Harrison (WR)	Arkansas	Lee's Summit, Missouri	8/10/1995	29
*Alex Raich (LB)	Kansas	Chur, Switzerland	11/17/1996	27
Mark Vassett (P)	Colorado	Melbourne, Australia	12/4/1996	27
Adam Jacklin (P)	UTEP	Melbourne, Australia	8/2/1997	27
*David Marshall (DL)	Baylor	Waxahachie, Texas	11/11/1997	26
*Cam McCormack (TE)	Miami	Bend, Oregon	4/2/1998	26
*Keenan Pili (LB)	Tennessee	Las Vegas, Nevada	5/29/1998	26
Wilson Berry (P)	Kentucky	Maribymong, Australia	6/8/1998	26
*Sylvian Yondjouen (DL)	Georgia Tech	Ruisbroek, Belgium	6/21/1998	26
*Syrus Dumas (CB)	UTSA	Birmingham, Alabama	10/16/1998	25
*Fa'Najae Gotay (LB)	Auburn	Fort Meyers, Florida	11/12/1998	25
*non-kicker				

Last Year's Offensive Improvement Needs One More Look

In 2021, the Lobos finished last in the nation in total offense, finishing with 234.2 yards of offense, which was 130th out of 130. Now you would think it couldn't get any worse ... except technically Old Dominion didn't count as an official full-fledged FBS team in 2021, but they did in 2022. So, UNM again finished last, but this time 131st out of 131, with 228.1 yards of offense per game.

Game Notes didn't want to say anything before the season started, but Sam Houston State and Jacksonville State both counted last year, so there were 133 teams.

Didn't matter. The Lobos have broken the 400-yard mark seven times in 12 games, hitting 539 against Utah State, 528 against Fresno State, exactly 400 against Nevada, 429 against Hawai'i, 417 yards against Wyoming, 401 against New Mexico State and 587 against Tennessee Tech. The Lobos, which broke 400 yards of offense just twice over combined in 2021 and 2022, averaged 410.6 yards per game. UNM ranked 45th in offense in 2023, which is in the top half and it is also an improvement of 182.5 yards per game, giving the Lobos the nation's most improved offense.

Team	2022 Total Offense	2023 Total Offense	Difference
1. New Mexico	228.1	410.6	+182.5
2. Texas State	325.2	457.6	+132.4
3. Colorado State	285.8	398.7	+112.9
4. Liberty	389.2	499.1	+109.9
5. Georgia Tech	325.2	424.6	+99.4
6. LSU	453.0	356.3	+90.5
Utah State	354.4	543.5	+90.5
8. Colorado	281.3	438.6	+84.1
9. New Mexico State	330.9	363.6	+82.3
10. Virginia Tech	314.1	391.5	+81.5

Special Teams Stat

1

The number of punt returns in 2023 in which UNM gained yards. Luke Wysong, who was UNM's primary punt returner, got hurt, which led to this stat. He returned one punt for 6 yards, and that was UNM's only positive return (but not really as there was a 10-yard penalty on the play, so the net result was -4 yards.. UNM's three other punt returns went for 0, 0, and -1.

Stat Frank Hates Updating

5,411

That's the number of days since UNM's last blocked punt (October 31, 2009 to August 24, 2024). The Lobos have the longest streak in the FBS. Overall, opponents have punted 845 consecutive times without a Lobo block. The next longest streak? Utah has the third longest streak at October 24, 2015.



Series History vs. Montana State

Amazingly, the Lobos and the Bobcats have history ... it's not just RECENT history. The two teams last played on New Year's Day, 1946 in the Harbor Bowl, and that game is the only tie in UNM's bowl history.

The only other meeting was on November 29, 1923, over 100 years ago. In fact it was so long ago that the calendar function on a Dell Laptop cannot be configured to see what day of the week November 29, 1923 was as it only goes back to 1927.

November 29, 1923 was a Thursday which was Thanksgiving Day in the U.S. as it wasn't until October 31, 1939 when President Franklin D. Roosevelt signed a proclamation moving Thanksgiving to the fourth Thursday of November, doing that for business reasons.

Opponent	Site	Score
1/1/1946	San Diego, CA	T 13-13
11/29/1923	Albuquerque, NM	L 7-34

Seriously If This Happens in 2024, Mendenhall Will See More Than Yellow

New Mexico was flagged 15 times for 155 yards against Utah State in the finale, meaning that the Lobos were the most penalized team in the country in terms of yards per games (83.5), total penalties (104) and penalties per game (9.5).

Overall, UNM was flagged for 119 penalties (accepted obviously), which was one off the record of 120 set back in 1982. The 1,076 yards in penalties was easily a record, topping the 1.029 in 1978.

MOST PENALTIES IN A SEASON, UNM

	No.	Year
1.	120	1982
2.	119	2023
3.	101	2002
4.	100	1979
5.	99	1977
6.	97	1983
7.	96	1990
8.	95	1981
9.	94	1978
	94	1984

MOST PENALTY YARDS IN A SEASON, UNM

	No.	Year
1.	1,076	2023
2.	1,029	1978
3.	997	1977
4.	979	1982
5.	967	1979
6.	939	1971
7.	936	1990
8.	919	1980
9.	875	1981
10.	862	1984

Old Friend Alerts

The 2024 schedule is interesting in that UNM faces off with Washington State and Auburn, and that means that three players will at least know where the good restaurants are (Auburn) and what the meeting schedule is (probably, Washington State). Garrison Walker transferred to UNM from Auburn, playing there from 2021-23. When Washington State comes to town, two Lobos will say hi to old friends. Gabe Lopez played at Washington State from 2021-22, and Dominick Tatum will have double to fun.

Tatum played at Washington State last season. However, Tatum played from 2020-23 at another Lobo opponent as he was a member of the Utah State Aggies.

Symbolism

If you look at UNM's roster on previous pages, there's a lot of symbols, so much so that you might think professor Robert Langdon was needed or maybe did the roster himself. However, with COVID still being a thing we are all dealing with (it was only three years ago, which is baffling), here is what everything means.

In the experience column, returners either have a 1VL, 2VL or 3VL, meaning you lettered that many times (played more than four games or made a start) an SQ, which means you were on the team but didn't play enough, on an RS, which means they redshirted. If you redshirt, that RS stays with you for the duration of your career (provided you redshirted at UNM).

New players have either HS for high school last year, JC for junior college last year, or TR for a transfer that played at a four-year school last year.

As for the symbols, if you see a # sign, that just means a player has a redshirt year available. There are a few players (Austin Erickson for example) who have redshirted already, but still have a redshirt available, because their redshirt year was the 2020 COVID season. An * (Aaron Rodriguez) means that player has a potential super senior year available due to playing in the 2020 COVID season. An & (Dylan Hopkins) means that player is utilizing his super senior year this season, so they are done after this.

We wish more teams adopted this. Apparently we aren't alone. MW Wire praised Lobo Football and stated "@UNMLoboFB has done an exceptional job on their roster page clarifying this exact thing (COVID eligibility). Every team should do the same."

Ray Guy Candidate and Best Hair Candidate All Rolled Into One

Aaron Rodriguez, UNM's Ray Guy candidate, must have really enjoyed last season. After back-to-back years in 2021 and 2022 where he finished the regular season as the nation's leader in most punts, Rodriguez practically had a vacation in 2023, punting just 52 times. Rodriguez, who is entering his sixth and final year of college football in 2024 (we think, who really knows these days), but he has the chance

Global Stat

7

That's the number of countries represented on the 2024 roster for UNM with players from Japan (Ray Iwei), Germany (Max Lantzsch), Canada (Pierre Kemeni, Jr.), France (Malik Alaine), Mexico (Michael Buckley), Switzerland (Magnus Geers) and obviously the U.S. It's almost eight but Michael Santorineos, who was born in Greece, lists his hometown as Rohnert Park, California. Boise State and Hawai'i are next with six countries.

Home Opener Stat

81-39-4

New Mexico's record in home openers throughout the history of the program. This is the 126th season of Lobo Football, which doesn't have a cool name like last years' quasiquicentennial season. If you are paying attention, and you should know by now to do that, you will notice we are missing one home opener. That's because in 2020 the team and support staff lived in Las Vegas and played no home games. That was fun.



Birthday Chart

August

Date	Player/Coach	Age
20	Garrison Walker	23
21	Coach Jan Jorgensen	40
22	Caleb Medford	23
23	Tavian Ford	22
28	Nic Trujillo	20
29	Okiki Olorunfunmi	23
30	Tavian Combs	22

September

Date	Player/Coach	Age
3	Josh Perry	20
5	Hyrum McCarter	18
8	Ja'Shon Lowery	22
9	Vincent Santos	24
10	Evan Wysong	20
13	James Laubstein	22
15	Tirek Austin-Cave	23
15	Niko Bohler	21
19	Trace Bruckler	22
19	Adrian Melesio	21
20	Pierre Kemeni, Jr.	23
21	Javen Jacobs	21
21	D'Sean Martinez	21
22	Emery Floyd	22
22	Sa'Kylee Wooward	19
25	Tre'Vour Wallace-Simms	27
25	Zach Benedict	22
25	Kader Diop	21
26	Ishmael Burdine	24
28	Noah Avinger	23
29	Noa Pola-Gates	24

October

Date	Player/Coach	Age
1	Edward Blacklock	20
4	Richard Pearce	22
4	Devon Dampier	20
6	Max Lantzsich	22
6	Luke Drzewiecki	21
8	Antoineo Harris, Jr.	23
9	Joe Ray Maez	21
10	Isaiah Chavez	23
10	Jayden Wilson	20
15	Lucas Lucero	21

November

Date	Player/Coach	Age
2	Tyler Kiehne	22
5	Coach Shane Hunter	40
6	Bryce Santana	23
10	Dimitri Johnson	22
23	David Murphy	22
24	Coach Logan Ruiz-Jones	27
25	Coach Da'Vante Cross	27
25	Cam Watts	24
28	Devin Brandt-Epps	23
28	Blake Tabaracci	19

December

Date	Player/Coach	Age
6	Hunter Wiggins	20
12	Nigel Williams	23
12	Mihalis Santorineous	22
16	Charles Steinkamp	21
20	Jackson Epes	24
27	Christian Ellis	21
31	Lajuan Owens	20

Oldest Lobo: Colby Brewer (5/30/1995)

Youngest Lobo: Hyrum McCarter (9/5/2006)

Note that both the youngest and oldest Lobos are freshmen.

to really cement his name into the UNM record books.

Rodriguez has punted 214 times in his Lobo career and he has amassed 9,248 yards overall, and he is third on the career average list at 43.2 yards per punt. The school record for most total punts is 276 by Tyler Gaus from 2002-05. That puts Aaron 62 punts away entering the season (I mean we hope he doesn't get there...).

Additionally, the record for most total yards is 11,096, putting Rodriguez 1,848 yards away. If Aaron punts 52 times, like he did last year, he would need to average just 35.4 yards per punt to become the all-time Lobo leader in total yards.

The neat thing is Rodriguez will become just the fourth Lobo punter to lead the team in punting four straight years, joining Ron Keller (1983-86), Gaus (2002-05), and the last to do it, Ben Skaer (2010-13).

Rodriguez started his career at Missouri in 2019 and 2020, where he was not only a teammate of transfer Ishmael Burdine, but both other those guys were teammates of current graduate assistant coach Tre'Vour Wallace-Simms.

SEASON PUNTING AVERAGE

	Year	No.	Yards	Avg.
1. Corey Bojorquez	2017	67	3,170	47.3
2. Tyson Dyer	2019	59	2,718	46.1
3. Ben Skaer	2013	47	2,152	45.9
4. A.L. Terpening	1954	41	1,869	45.6*
5. Mike Nesbitt	1993	53	2,387	45.0
6. Tyson Dyer	2018	74	3,278	44.3
7. Steve Bauer	1973	61	2,699	44.2
8. Aaron Rodriguez	2022	81	3,578	44.2
9. Adam Miller	2009	64	2,819	44.0
10. Ben Skaer	2012	54	2,368	43.9

CAREER PUNTING AVERAGE (100 punts)

	Years	No.	Yards	Avg.	
1.	Corey Bojorquez	2016-17	116	5,237	45.15
2.	Tyson Dyer	2018-20	133	5,996	44.12
3.	Aaron Rodriguez	2021-present	214	9,248	43.21
3.	Mike Nesbitt	1992-93	103	4,418	42.89
4.	Jason Bloom	1995-98	181	7,743	42.78
5.	Ron Keller	1983-86	252	10,737	42.60
6.	Steve Bauer	1973-74	131	5,556	42.41
7.	Zack Rogers	2012-15	124	5,223	42.12
8.	Adam Miller	2008-09	122	5,129	42.04
9.	Ben Skaer	2010-13	259	10,858	41.93

Global Warming? Don't Tell The Folks on the Sidelines It's Not Real...

We are never one to get political, for very obvious reasons (the most obvious being I like my job), but for those that feel that Global Warming is real, you only have to look at UNM's media guide. In 2023 we went back and put in the game-time temperature for any game that had it listed. According to the games that we had the records available, the first time that the starting temperature for a game where it was over 90 degrees was September 17, 1977 when it was 92 degrees in Albuquerque.

Last year for the 2023 season opener, the game time temperature at kickoff was a balmy 99 degrees, meaning it was the hottest opening kickoff in the history of the Lobo Football program. That topped the season opener in 2002, which was played on August 24 (UNM's earliest game ever) in 2002, a 98-degree day in Raleigh, North Carolina.

The hottest-ever home game? The 2019 season opener against Sam Houston State, which was played at 4 pm and was 97 degrees at kickoff. Temperature for kickoff on Saturday is expected to be 86 degrees and partly cloudy with a nice breeze.

Pl.	Temp	Opponent	Date	Score
1.	99	at No. 23 Texas A&M	September 2, 2023	L 10-52
2.	98	at No. 25 NC State	August 24, 2002	L 14-34
3.	97	Sam Houston State	August 31, 2019	W 39-31
4.	96	at Arizona State	September 18, 2015	L 10-34
5.	95	at Texas Tech	September 7, 1985	L 31-32
6.	94	at UTEP	September 24, 2005	L 13-21
	94	Fresno State	September 3, 1988	L 21-68
8.	93	New Mexico State	September 11, 2021	W 34-25
	93	at LSU	September 24, 2022	L 0-38
	93	at UNLV	September 25, 2010	L 10-45
	93	at New Mexico State	September 16, 2000	W 16-13
	93	at Texas Tech	August 26, 2000	L 3-24

It Doesn't Count, but They Are Ranked

New Mexico's opponent is national-ranked in the FCS, coming into the preseason rankings at No. 4. The last meeting between UNM and a ranked FCS opponent was in 2019 when UNM defeated No. 21 Sam Houston State 39-31 at University Stadium in the season opener.

Currently, the only UNM opponent that is ranked is Arizona (No. 21 in both polls), although Auburn and Air Force are receiving votes, and Boise State, a team in the league UNM doesn't play, is also receiving votes.

Fraternizing with the Enemy Stat

50

That's the number for Montana State defensive lineman Zack Black. Zack's brother is Max Black, who is married to Kristina Drexler-Black, and Kristina is the daughter of UNM Associate A.D. for Communications and lead football contact Frank Mercogliano, meaning yes, the 4th of July family get together last month was plenty awkward.



Game Day Coaching Location Chart To Be Announced

Can You Buy the Schedule Maker a Fruit Basket? Is This Allowed?

With the additions of Washington State and Oregon State into the Mountain West for a scheduling alliance, the Mountain West dropped one conference game, meaning the league will be decided on a seven-game season. It also means that every team in the league will miss four conference opponents.

Somehow, UNM lucked on in a way. Last year, three teams tied for first place in the Mountain West at 6-2. Boise State and UNLV were the team teams to move onto the Mountain West title game, with San Jose State the odd man out. In 2024, every Mountain West team has to play at least one of those teams ... except UNM, who through sheer randomness, will miss all three of those teams.

UNM Adding to the Chart

Here is the top-10 list of teams UNM has defeated based on the number of Lobo wins:

Opponent	Wins	Game Date/Result
New Mexico State	73	Sept. 28
UTEP	43	Not on schedule
Wyoming	36	Nov. 2
Colorado State	25	Oct. 26
Northern Arizona	24	Not on schedule
Arizona	20	Aug. 31
Utah	17	Not on schedule
San Diego State	15	Nov. 8
BYU	14	Not on schedule
Albuquerque Indian School	14	Not on schedule
Air Force	14	Oct. 12
Utah State	13	Oct. 19

On This Date

August 24 is the 237th day of the year and there are 129 days left so make them count. It's a delicious Saturday as it's National Waffle Day and National Peach Pie Day, and it's also a great day to dress up as a superhero for International Cosplay Day. The 8/24 date is considered Kobe Bryant Day (it was the two numbers he wore with the Lakers) and don't bring any to the game but it is National Knife Day. It's also National Strange Music Day, so play a little Fish Heads by Barnes & Barnes. With an A.D. opening, it's good to know this week is National Management Training Week.

The game will just the second game all-time on this date, and the Lobos are 0-1.

W/L	Date	Opponent	Result	Site
L	8/24/2002	at N.C. State	L 10-34	Raleigh, N.C.

Plenty of things have happened on August 24 in history, and they are things we have never covered because we weren't doing this in 2002. Erin O'Toole was elected as the leader of Canada's Conservative Party (2020), the closest exoplanet to Earth, Proxima Centauri b, a name that just rolls off the tongue, was discovered (2016), a 6.0 magnitude earthquake hit San Francisco, the largest since the 1989 World Series earthquake (2014). It was a sad day for fans of the planet Pluto, because the International Astronomical Union (the IAU) redefined what a planet was, and as such, the solar system as we know it went from nine planets to eight (2006), computing changed forever as Microsoft Windows 95 was released in North America (1995), Hurricane Andrew hit in south Florida, severely damaging Florida to the tune of \$25 billion (1992), Ukraine declared itself independent of the Soviet Union (1991), Mark David Chapman was sentenced to 20 years to life in prison for the murder of John Lennon just outside his residence at The Dakota in New York City (1981), Abbie Hoffman and the Youth International Party disrupted the New York Stock Exchange by throwing dollar bills onto the trading floor (1967), The Communist Control Act was established, which outlawed the American Communist Party (1954), NATO (The North American Treaty Organization) went into effect (1949), the Australian Antarctic Treaty was created (1936), Amelia Earhart successfully crosses the United States from Los Angeles to Newark, New Jersey, becoming the first woman to do so non-stop (1932), workers poured the first yards of concrete in what would become the Panama Canal (1909), the Panic of 1857 hits, touching off what is considered the first economic crisis in U.S. history (1857), the Treaty of St. Louis was signed, shockingly in St. Louis (1816), the modern Constitution of the Netherlands was signed (1815), the first English representative to India landed in what was then known as Surat (1608), Pope Innocent III declared the Magna Carta invalid (1215), and the Visigoths began their pillage of Rome under King Alaric I.

Famous people born on August 24 include model/socialite Sofia Richie (Nicole's sister and Lionel's daughter, 1998), baseball player Enrique "Kike" Hernandez (Los Angeles Dodgers/Miami Marlins, 1991), soccer star Reynaldo (Brazil, 1989), actor Rupert Grint (Ron Weasley in eight Harry Potter films, 1988), hockey player Anze Kopitar (L.A. Kings, 1987), football player Arian Foster (Houston Texans, 1986), basketball player Charlie Villanueva (UConn, 1984), baseball player Brett Gardner (New York Yankees, 1983), actor Chad Michael Murray (Riverdale/1981), actor/comedian David Chappelle (The Chappelle Show, 1973), hockey coach Andrew Burnette (Colorado Avalanche, 1973), director Ava DuVernay (A Wrinkle in Time, 1972), golfer Rich Beem (1970), baseball player Tim Salmon (The Los Angeles Angels of Anaheim, 1968), Benoit Brunet (Montreal Canadiens, 1968), basketball player/broadcaster Reggie Miller (Cheryl's brother/Indiana Pacers, 1965), actress Marlee Matlin (Children of a Lesser God/We Didn't Start the Fire video, 1965), former talk show host/actor/ESPN anchor Craig Kilborn (1962), Iron Man Cal Ripken, Jr. (Baltimore Orioles, 1960), actor Steve Guttenberg (Three Men and a Little Lady, 1958), boxer Gerry Cooney (1956), Arkansas governor Mike Huckabee (1955), actress Anne Archer (Fatal Attraction, 1947), WWE co-founder Vince McMahon (1945), actor Kenny Baker (R2D2 in the Star Wars movies, 1934), mob boss Carlo Gambino (the architect of the Gambino crime family, 1902), Hawaiian swimming/surfing legend Duke Kahanamoku (1890), baseball player Harry Hooper (Boston Red Sox, 1887), and English poet John Taylor (1578).

On this day the world lost wrestler Windham Rotunda, aka Bryan Wyatt (2023), Rolling Stones drummer Charlie Watts (2021), actor Jay Thomas (Mr. Holland's Opus, 2017), pitcher Mike Flanagan (Baltimore Orioles, 2011), actor E.G. Marshall (The Crucible, 1998), trumpeter Louis Prima (I Beeped When I Should Have Bopped, 1978), Peggy Shippen, who is better known as the wife of Benedict Arnold (1804), Peruvian saint Rose of Lima (1617), and Holy Roman Emperor Henry VII (1313).



9/2 AT TEXAS A&M



9/9 TENNESSEE TECH



9/16 NEW MEXICO STATE



9/23 AT UMASS



9/30 AT WYOMING



10/14 SAN JOSE STATE



10/21 HAWAII



10/28 AT NEVADA



11/4 UNLV



11/11 AT BOISE STATE



11/18 FRESNO STATE



11/24 UTAH STATE





#4 - Devon Dampier

2023

Date	Opponent	C-A-I	Yds	TD	LG	Rush	Yds	TD	LG
Sept 2	at TAMU				Did Not Play				
Sept 9	TTU	2-2-0	18	0	16	3	14	1	6
Sept 16	NMSU				Did Not Play				
Sept 23	at UMSS				Did Not Play				
Sept 30	at WYO	4-6-0	41	2	14	6	71	0	37
Oct 14	SJSU	5-6-0	75	1	21	5	29	0	9
Oct 21	HAW	0-1-0	0	0	0	5	43	0	22
Oct 28	at NEV	3-6-0	46	0	28	4	15	1	7
Nov 4	UNLV	2-2-0	9	1	8	4	32	0	19
Nov 11	at BSU	17-26-0	200	0	59	13	48	0	19
Nov 18	at FS	2-3-0	59	1	33	11	40	0	11
Nov 24	USU								
TOTAL		35-52-0	448	5	59	51	292	2	37

2024

Date	Opponent	C-A-I	Yds	TD	LG	Rush	Yds	TD	LG
Aug 24	MSU								
Aug 31	at AZ								
Sept 14	at AUB								
Sept 21	FS								
Sept 28	at NMSU								
Oct 12	AFA								
Oct 19	at USU								
Oct 26	at CSU								
Nov 2	WYO								
Nov 9	at SDSU								
Nov 16	WSU								
Nov 30	at HAW								
TOTAL		0-0-0	0	0	0	0	0	0	0
CAREER		35-52-0	448	5	59	51	292	2	37

#13 - James Laubstein

2024

Date	Opponent	C-A-I	Yds	TD	LG	Rush	Yds	TD	LG
Aug 24	MSU								
Aug 31	at AZ								
Sept 14	at AUB								
Sept 21	FS								
Sept 28	at NMSU								
Oct 12	AFA								
Oct 19	at USU								
Oct 26	at CSU								
Nov 2	WYO								
Nov 9	at SDSU								
Nov 16	WSU								
Nov 30	at HAW								
TOTAL		0-0-0	0	0	0	0	0	0	0

#16 - Isaiah Chavez

2020

Date	Opponent	C-A-I	Yds	TD	LG	Rush	Yds	TD	LG
Oct 24	at CSU				No Contest				
Oct 31	SJSU				Did Not Play				
Nov 7	at HAW				Did Not Play				
Nov 14	NEV				Did Not Play				
Nov 20	at AFA				Did Not Play				
Nov 26	at USU				Did Not Play				
Dec 5	WYO	5-10-0	55	1	44	7	16	0	10
Dec 12	FS	14-18-0	196	1	49	15	95	1	54
TOTAL		19-28-0	251	2	49	22	111	1	54

2021

Date	Opponent	C-A-I	Yds	TD	LG	Rush	Yds	TD	LG
Sept 2	HBU				Did Not Play				
Sept 11	NMSU				Did Not Play				
Sept 18	at TAMU				Did Not Play				
Sept 25	at UTEP				Did Not Play				
Oct 2	AFA				Did Not Play				
Oct 9	at SDSU				Did Not Play				
Oct 16	CSU	1-1-0	5	0	5	2	-12	0	0
Oct 23	at WYO	10-11-0	112	1	43	16	49	0	19
Nov 6	UNLV	3-3-0	8	1	4	5	23	0	21
Nov 13	at FS	2-7-1	34	0	25	7	14	0	6
Nov 20	at BSU	1-2-0	2	0	2	4	8	0	3
Nov 26	USU				Did Not Play				
TOTAL		17-24-1	161	2	43	34	82	0	21

2022

Date	Opponent	C-A-I	Yds	TD	LG	Rush	Yds	TD	LG
Sept 3	MAINE					Did Not Play			
Sept 9	BSU					Did Not Play			
Sept 17	UTEP					Did Not Play			
Sept 24	at LSU					Did Not Play			
Sept 30	at UNLV					Did Not Play			
Oct 8	WYO					Did Not Play			
Oct 15	at NMSU					Did Not Play			
Oct 22	FS					Did Not Play			
Nov 5	at USU					Did Not Play			
Nov 12	at AFA					Did Not Play			
Nov 18	SDSU					Did Not Play			
Nov 25	at CSU					Did Not Play			
TOTAL		0-0-0	0	0	0	0	0	0	0

2023

Date	Opponent	C-A-I	Yds	TD	LG	Rush	Yds	TD	LG
Sept 2	at TAMU					Did Not Play			
Sept 9	TTU					Did Not Play			
Sept 16	NMSU					Did Not Play			
Sept 23	at UMSS					Did Not Play			
Sept 30	at WYO					Did Not Play			
Oct 14	SJSU					Did Not Play			
Oct 21	HAW					Did Not Play			
Oct 28	at NEV					Did Not Play			
Nov 4	UNLV					Did Not Play			
Nov 11	at BSU					Did Not Play			
Nov 18	at FS					Did Not Play			
Nov 24	USU					Did Not Play			
TOTAL		0-0-0	0	0	0	0	0	0	0

2024

Date	Opponent	C-A-I	Yds	TD	LG	Rush	Yds	TD	LG
Aug 24	MSU								
Aug 31	at AZ								
Sept 14	at AUB								
Sept 21	FS								
Sept 28	at NMSU								
Oct 12	AFA								
Oct 19	at USU								
Oct 26	at CSU								
Nov 2	WYO								
Nov 9	at SDSU								
Nov 16	WSU								
Nov 30	at HAW								
TOTAL		0-0-0	0	0	0	0	0	0	0
CAREER		36-52-1	412	4	49	56	193	1	54

#99 - Emery Floyd

2024

Date	Opponent	C-A-I	Yds	TD	LG	Rush	Yds	TD	LG
Aug 24	MSU								
Aug 31	at AZ								
Sept 14	at AUB								
Sept 21	FS								
Sept 28	at NMSU								
Oct 12	AFA								
Oct 19	at USU								
Oct 26	at CSU								
Nov 2	WYO								
Nov 9	at SDSU								
Nov 16	WSU								
Nov 30	at HAW								
TOTAL		0-0-0	0	0	0	0	0	0	0



2 - Andrew Henry

2021 (ULM)

Date	Opponent	Rush	Yds	TD	LG	Rec	Yds	TD	LG
Sept 4	at UK	8	9	0	3	0	0	0	0
Sept 18	JACKSON ST	9	52	0	19	1	1	0	1
Sept 25	TROY	19	108	1	40	2	12	0	10
Oct 2	at COASTAL	6	15	0	5	1	3	0	3
Oct 9	GA ST	9	19	0	8	0	0	0	0
Oct 16	LIBERTY	15	80	1	40	2	23	1	12
Oct 23	USA	18	88	1	20	1	17	0	17
Oct 30	at APP ST	15	26	0	8	1	2	0	2
Nov 6	at TEXAS ST	23	82	1	8	5	25	0	9
Nov 13	ARKST	Did Not Play							
Nov 20	at LSU	5	11	0	5	0	0	0	0
Nov 27	at ULL	4	-5	0	1	1	5	0	5
TOTAL		131	485	4	40	14	88	1	17

2022 (ULM)

Date	Opponent	Rush	Yds	TD	LG	Rec	Yds	TD	LG
Sept 3	at TEX	10	17	0	7	0	0	0	0
Sept 10	NICHOLLS	5	25	1	12	0	0	0	0
Sept 17	at ALA	3	3	0	2	0	0	0	0
Sept 24	ULL	11	123	1	75	0	0	0	0
Oct 1	at ARKST	5	13	0	7	1	0	0	0
Oct 8	COASTAL	9	41	0	12	1	3	0	3
Oct 15	at USA	4	15	0	6	0	0	0	0
Oct 22	at ARMY	5	17	1	10	1	4	0	4
Nov 5	TEXAS ST	5	12	0	4	3	37	0	29
Nov 12	at GA ST	6	14	1	8	1	7	0	7
Nov 19	at TROY	3	3	0	2	3	18	0	7
Nov 26	SOMISS	9	39	0	13	1	23	1	23
TOTAL		75	322	4	75	11	92	1	29

2023

Date	Opponent	Rush	Yds	TD	LG	Rec	Yds	TD	LG
Sept 2	at TAMU	Did Not Play							
Sept 9	TTU	3	34	0	24	0	0	0	0
Sept 16	NMSU	Did Not Play							
Sept 23	at UMASS	2	1	0	3	0	0	0	0
Sept 30	at WYO	1	6	0	6	0	0	0	0
Oct 14	SJSU	Did Not Play							
Oct 21	HAW	13	112	1	33	3	27	0	11
Oct 28	at NEV	5	18	0	17	0	0	0	0
Nov 4	UNLV	8	30	1	10	0	0	0	0
Nov 11	at BSU	3	2	0	5	1	5	0	5
Nov 18	at FS	11	65	0	22	0	0	0	0
Nov 24	USU	6	82	1	64	1	8	0	8
TOTAL		52	350	3	64	5	40	0	11
ULM CAREER (23 GMS)		206	807	8	75	25	180	2	29

2024

Date	Opponent	Rush	Yds	TD	LG	Rec	Yds	TD	LG
Aug 24	MSU								
Aug 31	at AZ								
Sept 14	at AUB								
Sept 21	FS								
Sept 28	at NMSU								
Oct 12	AFA								
Oct 19	at USU								
Oct 26	at CSU								
Nov 2	WYO								
Nov 9	at SDSU								
Nov 16	WSU								
Nov 30	at HAW								
TOTAL		0	0	0	0	0	0	0	0
ULM CAREER (23 GMS)		206	807	8	75	25	180	2	29
OVERALL CAREER		258	1157	11	75	30	220	2	29

#6 - Eli Sanders

2021 (Iowa State)

Date	Opponent	Rush	Yds	TD	LG	Rec	Yds	TD	LG
Sept 4	UNI	Did Not Play							
Sept 11	IOWA	2	2	0	5	3	41	0	19
Sept 18	at UNLV	3	4	0	3	0	0	0	0
Sept 25	at BAY	0	0	0	0	0	0	0	0
Oct 2	KANSAS	4	23	0	11	0	0	0	0
Oct 16	at KSTATE	Did Not Play							
Oct 23	OKSTATE	Did Not Play							
Oct 30	at WVU	Did Not Play							
Nov 6	TEXAS	Did Not Play							
Nov 13	at TTU	Did Not Play							
Nov 20	at OKLA	Did Not Play							
Nov 26	TCU	Did Not Play							
Dec 29	vs. CLEM	Did Not Play							
TOTAL		9	29	0	11	3	41	0	19

2022 (Iowa State)

Date	Opponent	Rush	Yds	TD	LG	Rec	Yds	TD	LG
Sept 3	SEMO	7	24	0	7	2	14	0	9
Sept 10	at IOWA	4	10	0	5	0	0	0	0
Sept 17	OHIO	8	28	0	10	1	3	0	3
Sept 24	BAY	Did Not Play							
Oct 1	at KANSAS	7	20	0	7	1	5	0	5
Oct 8	KSTATE	0	0	0	0	1	4	0	4
Oct 15	at TEXAS	2	0	0	3	0	0	0	0
Oct 29	OKLA	Did Not Play							
Nov 5	WVU	Did Not Play							
Nov 12	at OKSTATE	Did Not Play							
Nov 19	TTU	12	24	0	9	2	25	0	15
Nov 26	at TCU	7	91	0	43	0	0	0	0
TOTAL		47	197	0	43	7	51	0	15

2023 (Iowa State)

Date	Opponent	Rush	Yds	TD	LG	Rec	Yds	TD	LG
Sept 2	UNI	5	13	0	6	0	0	0	0
Sept 9	IOWA	Did Not Play							
Sept 16	at OHIO	Did Not Play							
Sept 23	OKSTATE	15	58	1	15	2	18	0	11
Sept 30	at OKLA	7	41	0	13	1	0	0	0
Oct 7	TCU	16	99	1	29	0	0	0	0
Oct 14	at CINC	16	52	0	13	0	0	0	0
Oct 28	at BAY	14	90	0	27	1	11	0	11
Nov 4	KANSAS	14	57	1	10	0	0	0	0
Nov 11	at BYU	9	57	1	15	0	0	0	0
Nov 18	TEXAS	6	10	0	6	1	14	1	14
Nov 25	at KSTATE	Did Not Play							
Dec 29	vs. MEM	Did Not Play							
TOTAL		102	477	4	29	5	43	1	14

2024

Date	Opponent	Rush	Yds	TD	LG	Rec	Yds	TD	LG
Aug 24	MSU								
Aug 31	at AZ								
Sept 14	at AUB								
Sept 21	FS								
Sept 28	at NMSU								
Oct 12	AFA								
Oct 19	at USU								
Oct 26	at CSU								
Nov 2	WYO								
Nov 9	at SDSU								
Nov 16	WSU								
Nov 30	at HAW								
TOTAL		0	0	0	0	0	0	0	0
ISU CAREER (21 GMS)		158	703	4	43	15	135	1	39
OVERALL CAREER		158	703	4	43	15	135	1	39

#21 - Javen Jacobs

2022 (Arizona State)

Date	Opponent	Rush	Yds	TD	LG	Rec	Yds	TD	LG
Sept 1	NAU	0	0	0	0	0	0	0	0
Sept 10	OKST	Did Not Play							
Sept 17	EMU	0	0	0	0	0	0	0	0
Sept 24	UTAH	0	0	0	0	0	0	0	0
Oct 1	at USC	0	0	0	0	0	0	0	0
Oct 8	WASH	0	0	0	0	0	0	0	0
Oct 22	at STAN	0	0	0	0	0	0	0	0
Oct 29	at CU	0	0	0	0	0	0	0	0
Nov 5	UCLA	0	0	0	0	0	0	0	0
Nov 12	at WSU	0	0	0	0	0	0	0	0
Nov 19	OSU	0	0	0	0	0	0	0	0
Nov 25	at ARIZ	0	0	0	0	0	0	0	0
TOTAL		0	0	0	0	0	0	0	0

2023 (Arizona State)

Date	Opponent	Rush	Yds	TD	LG	Rec	Yds	TD	LG
Aug 31	SO UTAH					Did Not Play			
Sept 9	OKSTATE					Did Not Play			
Sept 16	FS	0	0	0	0	0	0	0	0
Sept 23	USC					Did Not Play			
Sept 30	at CAL					Did Not Play			
Oct 7	COLO	0	0	0	0	0	0	0	0
Oct 21	at WASH					Did Not Play			
Oct 28	WAZZU					Did Not Play			
Nov 4	at UTAH	3	8	0	5	0	0	0	0
Nov 11	at UCLA					Did Not Play			
Nov 18	ORE					Did Not Play			
Nov 25	ARIZ	0	0	0	0	0	0	0	0
TOTAL		3	8	0	5	0	0	0	0



#28 - NaQuari Rogers

2022 (Campbell)

Date	Opponent	Rush	Yds	TD	LG	Rec	Yds	TD	LG
Sept 1	CIT					Did Not Play			
Sept 10	at W&M	3	15	0	6	0	0	0	0
Sept 17	at ECU	13	35	0	13	3	27	0	22
Oct 1	at NCCENT	11	78	1	35	1	12	0	12
Oct 8	CHAR SO	12	54	0	11	0	0	0	0
Oct 15	RMU	10	33	0	10	3	12	0	6
Oct 22	at JSU	13	22	0	6	3	31	0	18
Oct 29	at NC A&T					Did Not Play			
Nov 5	at BRYANT	12	68	1	24	2	17	1	9
Nov 12	G-WEBB	4	-1	1	5	1	8	0	8
Nov 19	at DEL	8	47	1	35	0	0	0	0
TOTAL		86	351	4	35	13	107	1	22

2023 (Campbell)

Date	Opponent	Rush	Yds	TD	LG	Rec	Yds	TD	LG
Aug 31	W&M	5	26	0	17	0	0	0	0
Sept 9	at CIT	7	42	0	12	0	0	0	0
Sept 16	at MONMOUTH	21	152	3	32	1	24	0	24
Sept 23	ELON	9	32	1	6	5	22	0	11
Sept 30	at NC CENT	14	57	1	17	1	2	0	2
Oct 7	at HAMP	29	90	1	25	3	52	0	33
Oct 21	MAINE	1	12	0	12	1	12	0	12
Oct 28	at RICH					Did Not Play			
Nov 4	at UNC					Did Not Play			
Nov 11	DEL					Did Not Play			
Nov 18	at NC A&T	13	64	0	11	0	0	0	0
TOTAL		99	475	6	32	11	112	0	33

2024

Date	Opponent	Rush	Yds	TD	LG	Rec	Yds	TD	LG
Aug 24	MSU								
Aug 31	at AZ								
Sept 14	at AUB								
Sept 21	FS								
Sept 28	at NMSU								
Oct 12	AFA								
Oct 19	at USU								
Oct 26	at CSU								
Nov 2	WYO								
Nov 9	at SDSU								
Nov 16	WSU								
Nov 30	at HAW								
TOTAL		0	0	0	0	0	0	0	0
CAMP CAREER (17 GMS)		185	826	10	35	24	219	1	33
OVERALL CAREER		185	826	10	35	24	219	1	33

#30 - Sol-Jay Maiava-Peters

2020 (BYU)

Date	Opponent	Rush	Yds	TD	LG	Rec	Yds	TD	LG
Sept 7	at Navy	0	0	0	0	0	0	0	0
Sept 19	at Army					Did Not Play			
Sept 26	TROY					Did Not Play			
Oct 2	LA TECH					Did Not Play			
Oct 10	UTSA					Did Not Play			
Oct 16	at HOU					Did Not Play			
Oct 24	TXST					Did Not Play			
Oct 31	WKU					Did Not Play			
Nov 6	at BSU					Did Not Play			
Nov 21	N ALA	0	0	0	0	0	0	0	0
Dec 5	at COASTAL					Did Not Play			
Dec 12	SDSU								
Dec 22	vs. UCF					Did Not Play			
TOTAL		0	0	0	0	0	0	0	0

2022 (BYU)

Date	Opponent	Rush	Yds	TD	LG	Rec	Yds	TD	LG
Sept 3	at USF					Did Not Play			
Sept 10	BAYLOR					Did Not Play			
Sept 17	at OREGON					Did Not Play			
Sept 24	WYO					Did Not Play			
Sept 29	USU					Did Not Play			
Oct 8	vs. UND					Did Not Play			
Oct 15	ARK					Did Not Play			
Oct 22	at LIB					Did Not Play			
Oct 28	ECU					Did Not Play			
Nov 5	at BSU					Did Not Play			
Nov 19	UT TECH					Did Not Play			
Nov 26	at STANFORD					Did Not Play			
Dec 17	vs. SMU	14	96	1	17	0	0	0	0
TOTAL		14	96	1	17	0	0	0	0

2024

Date	Opponent	Rush	Yds	TD	LG	Rec	Yds	TD	LG
Aug 24	MSU								
Aug 31	at AZ								
Sept 14	at AUB								
Sept 21	FS								
Sept 28	at NMSU								
Oct 12	AFA								
Oct 19	at USU								
Oct 26	at CSU								
Nov 2	WYO								
Nov 9	at SDSU								
Nov 16	WSU								
Nov 30	at HAW								
TOTAL		0	0	0	0	0	0	0	0
BYU CAREER (3 GMS)		14	96	1	17	0	0	0	0
CAREER		14	96	1	17	0	0	0	0



#7 Nic Trujillo

2023

Date	Opponent	Rush	Yds	TD	LG	Rec	Yds	TD	LG
Sept 2	at TAMU					Did Not Play			
Sept 9	TTU	0	0	0	0	0	0	0	0
Sept 16	NMSU					Did Not Play			
Sept 23	at UMASS					Did Not Play			
Sept 30	at WYO					Did Not Play			
Oct 14	SJSU	0	0	0	0	0	0	0	0
Oct 21	HAW					Did Not Play			
Oct 28	at NEV					Did Not Play			
Nov 4	UNLV					Did Not Play			
Nov 11	at BSU	0	0	0	0	0	0	0	0
Nov 18	at FS					Did Not Play			
Nov 24	USU	0	0	0	0	0	0	0	0
TOTAL		0	0	0	0	0	0	0	0

2024

Date	Opponent	Rush	Yds	TD	LG	Rec	Yds	TD	LG
Aug 24	MSU								
Aug 31	at AZ								
Sept 14	at AUB								
Sept 21	FS								
Sept 28	at NMSU								
Oct 12	AFA								
Oct 19	at USU								
Oct 26	at CSU								
Nov 2	WYO								
Nov 9	at SDSU								
Nov 16	WSU								
Nov 30	at HAW								
TOTAL		0	0	0	0	0	0	0	0
CAREER		0	0	0	0	0	0	0	0

#12 - Caleb Medford

2021 (TCU)

Date	Opponent	Rush	Yds	TD	LG	Rec	Yds	TD	LG
Sept 4	DUQU	0	0	0	0	0	0	0	0
Sept 11	CAL					Did Not Play			
Sept 25	SMU					Did Not Play			
Oct 2	TEX					Did Not Play			
Oct 9	at TTU					Did Not Play			
Oct 16	at OKLA					Did Not Play			
Oct 23	WVU					Did Not Play			
Oct 30	at KSTATE	0	0	0	0	0	0	0	0
Nov 6	BAY	0	0	0	0	0	0	0	0
Nov 13	at OKSTATE					Did Not Play			
Nov 20	KAN	0	0	0	0	0	0	0	0
Nov 26	at IOWA ST	0	0	0	0	0	0	0	0
TOTAL		0	0	0	0	0	0	0	0

2022 (TCU)

Date	Opponent	Rush	Yds	TD	LG	Rec	Yds	TD	LG
Sept 2	at CU					Did Not Play			
Sept 10	TARLETON ST	0	0	0	0	0	0	0	0
Sept 24	at SMU					Did Not Play			
Oct 1	OKLA					Did Not Play			
Oct 8	at KAN					Did Not Play			
Oct 15	OKST					Did Not Play			
Oct 22	KSTATE					Did Not Play			
Oct 29	at WVU					Did Not Play			
Nov 5	TTU					Did Not Play			
Nov 12	at TEX					Did Not Play			
Nov 19	at BAY					Did Not Play			
Nov 26	IOWA ST					Did Not Play			
Dec 3	vs. KSU					Did Not Play			
Dec 31	vs. MICH					Did Not Play			
Jan 9	vs UGA					Did Not Play			
TOTAL		0	0	0	0	0	0	0	0

2023

Date	Opponent	Rush	Yds	TD	LG	Rec	Yds	TD	LG
Sept 2	at TAMU	0	0	0	0	0	0	0	0
Sept 9	TTU	0	0	0	0	1	49	0	49
Sept 16	NMSU	0	0	0	0	1	11	0	11
Sept 23	at UMASS	0	0	0	0	3	82	1	55
Sept 30	at WYO	0	0	0	0	3	45	0	20
Oct 14	SJSU	0	0	0	0	3	41	0	19
Oct 21	HAW	0	0	0	0	2	13	0	7
Oct 28	at NEV	0	0	0	0	3	16	0	9
Nov 4	UNLV	0	0	0	0	4	70	0	41
Nov 11	at BSU	0	0	0	0	3	77	0	59
Nov 18	at FS	0	0	0	0	6	122	1	46
Nov 24	USU	0	0	0	0	1	25	0	25
TOTAL		0	0	0	0	30	551	2	59

2024

Date	Opponent	Rush	Yds	TD	LG	Rec	Yds	TD	LG
Aug 24	MSU								
Aug 31	at AZ								
Sept 14	at AUB								
Sept 21	FS								
Sept 28	at NMSU								
Oct 12	AFA								
Oct 19	at USU								
Oct 26	at CSU								
Nov 2	WYO								
Nov 9	at SDSU								
Nov 16	WSU								
Nov 30	at HAW								
TOTAL		0	0	0	0	0	0	0	0
TCU CAREER (5 gms)		0	0	0	0	0	0	0	0
CAREER		0	0	0	0	30	551	2	59

#14 - Shawn Miller

2023 (Illinois)

Date	Opponent	Rush	Yds	TD	LG	Rec	Yds	TD	LG
Sept 2	TOL					Did Not Play			
Sept 8	at KAN					Did Not Play			
Sept 16	PSU	0	0	0	0	0	0	0	0
Sept 23	FAU	0	0	0	0	0	0	0	0
Sept 30	at PUR	0	0	0	0	0	0	0	0
Oct 6	NEB					Did Not Play			
Oct 14	at MARY	0	0	0	0	0	0	0	0
Oct 21	WISC	0	0	0	0	0	0	0	0
Nov 4	at MINN					Did Not Play			
Nov 11	IND	0	0	0	0	0	0	0	0
Nov 18	at IOWA					Did Not Play			
Nov 25	NW					Did Not Play			
TOTAL		0	0	0	0	0	0	0	0

2024

Date	Opponent	Rush	Yds	TD	LG	Rec	Yds	TD	LG
Aug 24	MSU								
Aug 31	at AZ								
Sept 14	at AUB								
Sept 21	FS								
Sept 28	at NMSU								
Oct 12	AFA								
Oct 19	at USU								
Oct 26	at CSU								
Nov 2	WYO								
Nov 9	at SDSU								
Nov 16	WSU								
Nov 30	at HAW								
TOTAL		0	0	0	0	0	0	0	0
ILL CAREER (6 gms)		0	0	0	0	0	0	0	0
CAREER		0	0	0	0	0	0	0	0

WR - #15 Luke Wysong

2021

Date	Opponent	Rush	Yds	TD	LG	Rec	Yds	TD	LG
Sept.2	HBU	0	0	0	0	7	46	0	22
Sept. 11	NMSU	4	19	0	11	3	24	0	14
Sept. 18	at TAMU	6	20	0	6	1	4	0	4
Sept. 25	at UTEP	1	9	0	9	3	27	0	28
Oct. 2	AFA	0	0	0	0	3	70	0	37
Oct. 9	at SDSU	0	0	0	0	4	51	0	26
Oct. 16	CSU	0	0	0	0	0	0	0	0
Oct. 23	at WYO	8	46	0	9	2	1	0	4
Nov. 6	UNLV	4	26	0	17	1	1	0	1
Nov. 13	at FS	1	-5	0	0	0	0	0	0
Nov. 20	at BSU	1	-3	0	0	0	0	0	0
Nov. 26	USU					Did Not Play			
TOTAL		25	112	0	17	24	224	0	37

2022

Date	Opponent	Rush	Yds	TD	LG	Rec	Yds	TD	LG
Sept. 3	MAINE	6	43	1	13	3	51	1	25
Sept 9	BSU	5	6	0	3	4	16	0	9
Sept 17	UTEP	2	1	0	3	5	37	0	28
Sept 24	at LSU	2	-1	0	1	2	0	0	0
Sept 30	at UNLV	1	-14	0	0	2	12	0	7
Oct 8	WYO					Did Not Play			
Oct 15	at NMSU	0	0	0	0	5	75	0	33
Oct 22	FS	0	0	0	0	3	15	0	9
Nov 5	at USU	1	3	0	3	3	36	0	18
Nov 12	at AFA	0	0	0	0	1	16	0	16
Nov 18	SDSU	0	0	0	0	5	24	0	7
Nov 25	at CSU	2	-2	0	3	2	11	0	6
TOTAL		19	36	1	13	35	293	1	33

2023

Date	Opponent	Rush	Yds	TD	LG	Rec	Yds	TD	LG
Sept 2	at TAMU	0	0	0	0	1	5	0	5
Sept 9	TTU	0	0	0	0	4	53	1	27
Sept 16	NMSU	0	0	0	0	1	41	0	41
Sept 23	at UMASS					Did Not Play			
Sept 30	at WYO					Did Not Play			
Oct 14	SJSU	0	0	0	0	1	11	0	11
Oct 21	HAW					Did Not Play			
Oct 28	at NEV					Did Not Play			
Nov 4	UNLV					Did Not Play			
Nov 11	at BSU					Did Not Play			
Nov 18	at FS					Did Not Play			
Nov 24	USU					Did Not Play			
TOTAL		0	0	0	0	7	110	1	41

2024

Date	Opponent	Rush	Yds	TD	LG	Rec	Yds	TD	LG
Aug 24	MSU								
Aug 31	at AZ								
Sept 14	at AUB								
Sept 21	FS								
Sept 28	at NMSU								
Oct 12	AFA					Did Not Play			
Oct 19	at USU								
Oct 26	at CSU								
Nov 2	WYO								
Nov 9	at SDSU								
Nov 16	WSU								
Nov 30	at HAW								
TOTAL		0	0	0	0	0	0	0	0
CAREER		44	148	1	17	66	627	2	41

#18 - Ryan Davis

2019 (UAB)

Date	Opponent	Rush	Yds	TD	LG	Rec	Yds	TD	LG
Aug 29	ALA ST					Did Not Play			
Sept 7	at AKRON					Did Not Play			
Sept 21	SAU	0	0	0	0	0	0	0	0
Sept 28	at WKU					Did Not Play			
Oct 5	RICE					Did Not Play			
Oct 12	at UTSA					Did Not Play			
Oct 19	ODU					Did Not Play			
Nov 2	at TENN					Did Not Play			

2022 (UAB)

Date	Opponent	Rush	Yds	TD	LG	Rec	Yds	TD	LG
Sept 1	ALA A&M	0	0	0	0	0	0	0	0
Sept 10	at LIBERTY	0	0	0	0	3	19	0	8
Sept 17	GASO	0	0	0	0	1	36	0	36
Oct 1	at RICE	0	0	0	0	2	19	0	11
Oct 8	MTSU				Did Not Play				
Oct 15	CHARLOTTE				Did Not Play				
Oct 21	at WKU				Did Not Play				
Oct 29	at FAU				Did Not Play				
Nov 5	UTSA				Did Not Play				
Nov 12	UNT				Did Not Play				
Nov 19	at LSU				Did Not Play				
Nov 26	at LATECH				Did Not Play				
Dec 16	vs. MIAMI (OH)	0	0	0	0	0	0	0	0
TOTAL		0	0	0	0	6	74	0	36

2023

Date	Opponent	Rush	Yds	TD	LG	Rec	Yds	TD	LG
Sept 2	at TAMU	0	0	0	0	0	0	0	0
Sept 9	TTU	0	0	0	0	1	5	0	5
Sept 16	NMSU	0	0	0	0	1	11	0	11
Sept 23	at UMass	Did Not Play							
Sept 30	at WYO	0	0	0	0	4	59	0	20
Oct 14	SJSU	0	0	0	0	2	54	0	41
Oct 21	HAW	0	0	0	0	1	3	1	3
Oct 28	at NEV	0	0	0	0	4	40	0	19
Nov 4	UNLV	0	0	0	0	1	10	0	10
Nov 11	at BSU	0	0	0	0	3	21	0	12
Nov 18	at FS	0	0	0	0	1	8	0	8
Nov 24	USU	0	0	0	0	3	44	0	21
TOTAL		0	0	0	0	21	255	1	41

2024

Date	Opponent	Rush	Yds	TD	LG	Rec	Yds	TD	LG
Aug 24	MSU								
Aug 31	at AZ								
Sept 14	at AUB								
Sept 21	FS								
Sept 28	at NMSU								
Oct 12	AFA								
Oct 19	at USU								
Oct 26	at CSU								
Nov 2	WYO								
Nov 9	at SDSU								
Nov 16	WSU								
Nov 30	at HAW								
TOTAL		0	0	0	0	0	0	0	0
UAB CAREER (22 gms)		0	0	0	0	22	280	0	36
CAREER		0	0	0	0	43	535	1	41

#81 - Kader Diop

2024

Date	Opponent	Rush	Yds	TD	LG	Rec	Yds	TD	LG
Aug 24	MSU								
Aug 31	at AZ								
Sept 14	at AUB								
Sept 21	FS								
Sept 28	at NMSU								
Oct 12	AFA								
Oct 19	at USU								
Oct 26	at CSU								
Nov 2	WYO								
Nov 9	at SDSU								
Nov 16	WSU								
Nov 30	at HAW								
TOTAL		0	0	0	0	0	0	0	0

#84 - Michael Buckley

2021

Date	Opponent	Rush	Yds	TD	LG	Rec	Yds	TD	LG
Sept.2	HBU				Did Not Play				
Sept. 11	NMSU				Did Not Play				
Sept. 18	at TAMU				Did Not Play				
Sept. 25	at UTEP				Did Not Play				
Oct. 2	AFA				Did Not Play				
Oct. 9	at SDSU				Did Not Play				
Oct. 16	CSU				Did Not Play				
Oct. 23	at WYO				Did Not Play				
Nov. 6	UNLV				Did Not Play				
Nov. 13	at FS				Did Not Play				
Nov. 20	at BSU				Did Not Play				
Nov. 26	USU	0	0	0	0	0	0	0	0
TOTAL		0	0	0	0	0	0	0	0

2022

Date	Opponent	Rush	Yds	TD	LG	Rec	Yds	TD	LG
Sept. 3	MAINE				Did Not Play				
Sept 9	BSU				Did Not Play				
Sept 17	UTEP				Did Not Play				
Sept 24	at LSU				Did Not Play				
Sept 30	at UNLV				Did Not Play				
Oct 8	WYO				Did Not Play				
Oct 15	at NMSU				Did Not Play				
Oct 22	FS				Did Not Play				
Nov 5	at USU				Did Not Play				
Nov 12	at AFA				Did Not Play				
Nov 18	SDSU				Did Not Play				
Nov 25	at CSU				Did Not Play				
TOTAL		0	0	0	0	0	0	0	0

2023

[illegible]

2024

Date	Opponent	Rush	Yds	TD	LG	Rec	Yds	TD	LG
Aug 24	MSU								
Aug 31	at AZ								
Sept 14	at AUB								
Sept 21	FS								
Sept 28	at NMSU								
Oct 12	AFA								
Oct 19	at USU								
Oct 26	at CSU								
Nov 2	WYO								
Nov 9	at SDSU								
Nov 16	WSU								
Nov 30	at HAW								
TOTAL		0	0	0	0	0	0	0	0
CAREER		0	0	0	0	0	0	0	0

#87 - Justin Holaday

2022

Date	Opponent	C-A-I	Yds	TD	LG	Rush	Yds	TD	LG
Sept 3	MAINE					Did Not Play			
Sept 9	BSU					Did Not Play			
Sept 17	UTEP					Did Not Play			
Sept 24	at LSU					Did Not Play			
Sept 30	at UNLV					Did Not Play			
Oct 8	WYO	1-4-1	15	0	15	6	28	1	15
Oct 15	at NMSU	0-0-0	0	0	0	1	1	0	1
Oct 22	FS	8-16-0	37	0	15	11	39	0	35
Nov 5	at USU	7-18-0	42	0	18	20	63	0	23
Nov 12	at AFA	10-21-0	128	0	31	12	4	0	17
Nov 18	SDSU					Did Not Play			
Nov 25	at CSU					Did Not Play			
TOTAL		26-59-1	222	0	31	50	135	1	35

2023

Date	Opponent	C-A-I	Yds	TD	LG	Rush	Yds	TD	LG
Sept 2	at TAMU					Did Not Play			
Sept 9	TTU	0-0-0	0	0	0	0	0	0	0
Sept 16	MSU	0-0-0	0	0	0	1	0	0	0
Sept 23	at UMASS					Did Not Play			
Sept 30	at WYO					Did Not Play			
Oct 14	SJSU					Did Not Play			
Oct 21	HAW					Did Not Play			
Oct 28	at NEV					Did Not Play			
Nov 4	UNLV					Did Not Play			
Nov 11	at BSU					Did Not Play			
Nov 18	at FS	0-0-0	0	0	0	0	0	0	0
Nov 24	USU	0-0-0	0	0	0	0	0	0	0
TOTAL	0-0-0	0	0	0	1	0	0	0	0

2024

Date	Opponent	C-A-I	Yds	TD	LG	Rush	Yds	TD	LG
Aug 24	MSU								
Aug 31	at AZ								
Sept 14	at AUB								
Sept 21	FS								
Sept 28	at NMSU								
Oct 12	AFA								
Oct 19	at USU								
Oct 26	at CSU								
Nov 2	WYO								
Nov 9	at SDSU								
Nov 16	WSU								
Nov 30	at HAW								
TOTAL		0-0-0	0	0	0	0	0	0	0
CAREER		26-59-1	222	0	31	51	135	1	35

Ryan Cook

2022 (South Dakota School of Mines)

Date	Opponent	Rush	Yds	TD	LG	Rec	Yds	TD	LG
Sept 1	at MO S&T				Did Not Play				
Sept 10	TRUST				Did Not Play				
Sept 17	at COLO MESA				Did Not Play				
Sept 24	NMHU				Did Not Play				
Oct 1	BSHU				Did Not Play				
Oct 8	at WEST COLO				Did Not Play				
Oct 15	CO MINES				Did Not Play				
Oct 22	at FTLEW	0	0	0	0	0	0	0	0
Oct 29	ADAMS ST				Did Not Play				
Nov 5	at CSU PUE				Did Not Play				
Nov 12	CHADRON ST				Did Not Play				
TOTAL		0	0	0	0	0	0	0	0

2024

Date	Opponent	Rush	Yds	TD	LG	Rec	Yds	TD	LG
Aug 24	MSU								
Aug 31	at AZ								
Sept 14	at AUB								
Sept 21	FS								
Sept 28	at NMSU								
Oct 12	AFA								
Oct 19	at USU								
Oct 26	at CSU								
Nov 2	WYO								
Nov 9	at SDSU								
Nov 16	WSU								
Nov 30	at HAW								
TOTAL		0	0	0	0	0	0	0	0
CAREER		0	0	0	0	0	0	0	0

Xavier Van

2022 (San Diego)

Date	Opponent	Rush	Yds	TD	LG	Rec	Yds	TD	LG
Sept 3	LA VERNE	0	0	0	0	0	0	0	0
Sept 10	at CAL POLY	0	0	0	0	0	0	0	0
Sept 17	at UC DAVIS				Did Not Play				
Sept 24	at VALPO				Did Not Play				
Oct 1	STETSON				Did Not Play				
Oct 8	at DRAKE				Did Not Play				
Oct 15	PRES				Did Not Play				
Oct 29	at ST THOMAS				Did Not Play				
Nov 5	BUTLER				Did Not Play				
Nov 12	DAVIDSON				Did Not Play				
Nov 19	at MOREHEAD				Did Not Play				
TOTAL		0	0	0	0	0	0	0	0



2023									
Date	Opponent	Rush	Yds	TD	LG	Rec	Yds	TD	LG
Sept 2	at TAMU				Did Not Play				
Sept 9	TTU				Did Not Play				
Sept 16	NMSU				Did Not Play				
Sept 23	at UMASS				Did Not Play				
Sept 30	at WYO				Did Not Play				
Oct 14	SJSU				Did Not Play				
Oct 21	HAW				Did Not Play				
Oct 28	at NEV				Did Not Play				
Nov 4	UNLV				Did Not Play				
Nov 11	at BSU				Did Not Play				
Nov 18	at FS				Did Not Play				
Nov 24	USU				Did Not Play				
TOTAL		0	0	0	0	0	0	0	0

2024									
Date	Opponent	Rush	Yds	TD	LG	Rec	Yds	TD	LG
Aug 24	MSU								
Aug 31	at AZ								
Sept 14	at AUB								
Sept 21	FS								
Sept 28	at NMSU								
Oct 12	AFA								
Oct 19	at USU								
Oct 26	at CSU								
Nov 2	WYO								
Nov 9	at SDSU								
Nov 16	WSU								
Nov 30	at HAW								
TOTAL		0	0	0	0	0	0	0	0
USD CAREER (2 games)		0	0	0	0	0	0	0	0
CAREER		0	0	0	0	0	0	0	0

#5 - Trace Bruckler

2021									
Date	Opponent	Rush	Yds	TD	LG	Rec	Yds	TD	LG
Sept. 2	HBU	0	0	0	0	2	12	1	8
Sept. 11	NMSU	0	0	0	0	2	52	0	30
Sept. 18	at TAMU	0	0	0	0	2	12	0	8
Sept. 25	at UTEP				Did Not Play				
Oct. 2	AFA	0	0	0	0	0	0	0	0
Oct. 9	at SDSU	0	0	0	0	0	0	0	0
Oct. 16	CSU	0	0	0	0	0	0	0	0
Oct. 23	at WYO	0	0	0	0	1	43	1	43
Nov. 6	UNLV	0	0	0	0	3	11	1	6
Nov. 13	at FS	0	0	0	0	1	25	0	25
Nov. 20	at BSU	0	0	0	0	1	16	0	16
Nov. 26	USU	0	0	0	0	4	23	0	15
TOTAL		0	0	0	0	16	194	3	43

2022									
Date	Opponent	Rush	Yds	TD	LG	Rec	Yds	TD	LG
Sept. 3	MAINE	0	0	0	0	0	0	0	0
Sept 9	BSU	0	0	0	0	0	0	0	0
Sept 17	UTEP	0	0	0	0	0	0	0	0
Sept 24	at LSU	0	0	0	0	0	0	0	0
Sept 30	at UNLV				Did Not Play				
Oct 8	WYO				Did Not Play				
Oct 15	at NMSU				Did Not Play				
Oct 22	FS				Did Not Play				
Nov 5	at USU				Did Not Play				
Nov 12	at AFA				Did Not Play				
Nov 18	SDSU				Did Not Play				
Nov 25	at CSU				Did Not Play				
TOTAL		0	0	0	0	0	0	0	0

2023									
Date	Opponent	Rush	Yds	TD	LG	Rec	Yds	TD	LG
Sept 2	at TAMU	0	0	0	0	0	0	0	0
Sept 9	TTU	0	0	0	0	0	0	0	0
Sept 16	NMSU	0	0	0	0	0	0	0	0
Sept 23	at UMASS	0	0	0	0	2	0	0	1
Sept 30	at WYO	0	0	0	0	0	0	0	0
Oct 14	SJSU	0	0	0	0	1	12	0	12
Oct 21	HAW	0	0	0	0	0	0	0	0
Oct 28	at NEV	0	0	0	0	1	25	0	25
Nov 4	UNLV	0	0	0	0	0	0	0	0
Nov 11	at BSU	0	0	0	0	4	53	0	15
Nov 18	at FS	0	0	0	0	0	0	0	0
Nov 24	USU	0	0	0	0	1	1	0	1
TOTAL		0	0	0	0	9	91	0	25

2024									
Date	Opponent	Rush	Yds	TD	LG	Rec	Yds	TD	LG
Aug 24	MSU								
Aug 31	at AZ								
Sept 14	at AUB								
Sept 21	FS								
Sept 28	at NMSU								
Oct 12	AFA								
Oct 19	at USU								
Oct 26	at CSU								
Nov 2	WYO								
Nov 9	at SDSU								
Nov 16	WSU								
Nov 30	at HAW								
TOTAL		0	0	0	0	0	0	0	0
CAREER		0	0	0	0	25	285	3	43

#19 - Magnus Geers

2021 (TEMPLE)									
Date	Opponent	Rush	Yds	TD	LG	Rec	Yds	TD	LG
Sept 4	at RUTGERS				Did Not Play				
Sept 11	at AKRON				Did Not Play				
Sept 18	at BC				Did Not Play				
Sept 25	WAGNER	0	0	0	0	0	0	0	0
Oct 2	MEMPHIS				Did Not Play				
Oct 8	at CINCY				Did Not Play				
Oct 23	at USF				Did Not Play				
Oct 30	UCF				Did Not Play				
Nov 6	at ECU				Did Not Play				
Nov 13	HOUSTON				Did Not Play				
Nov 20	at TULSA				Did Not Play				
Nov 27	NAVY				Did Not Play				
TOTAL		0	0	0	0	0	0	0	0

2022 (TEMPLE)									
Date	Opponent	Rush	Yds	TD	LG	Rec	Yds	TD	LG
Sept 2	at DUKE	0	0	0	0	0	0	0	0
Sept 10	LAFAYETTE	0	0	0	0	0	0	0	0
Sept 17	RUTGERS	0	0	0	0	0	0	0	0
Sept 24	UMASS				Did Not Play				
Oct 1	at MEMPHIS				Did Not Play				
Oct 13	at UCF				Did Not Play				
Oct 21	TULSA				Did Not Play				
Oct 29	at NAVY	0	0	0	0	0	0	0	0
Nov 5	USF	0	0	0	0	0	0	0	0
Nov 12	at HOUSTON				Did Not Play				
Nov 19	CINCY				Did Not Play				
Nov 26	ECU	0	0	0	0	0	0	0	0
TOTAL		0	0	0	0	0	0	0	0

2023									
Date	Opponent	Rush	Yds	TD	LG	Rec	Yds	TD	LG
Sept 2	at TAMU	0	0	0	0	0	0	0	0
Sept 9	TTU	0	0	0	0	0	0	0	0
Sept 16	NMSU	0	0	0	0	0	0	0	0
Sept 23	at UMASS				Did Not Play				
Sept 30	at WYO				Did Not Play				
Oct 14	SJSU				Did Not Play				
Oct 21	HAW	0	0	0	0	0	0	0	0
Oct 28	at NEV				Did Not Play				
Nov 4	UNLV				Did Not Play				
Nov 11	at BSU	0	0	0	0	0	0	0	0
Nov 18	at FS				Did Not Play				
Nov 24	USU				Did Not Play				
TOTAL		0	0	0	0	0	0	0	0

2024									
Date	Opponent	Rush	Yds	TD	LG	Rec	Yds	TD	LG
Aug 24	MSU								
Aug 31	at AZ								
Sept 14	at AUB								
Sept 21	FS								
Sept 28	at NMSU								
Oct 12	AFA								
Oct 19	at USU								
Oct 26	at CSU								
Nov 2	WYO								
Nov 9	at SDSU								
Nov 16	WSU								
Nov 30	at HAW								
TOTAL		0	0	0	0	0	0	0	0
TEMPLE CAREER (6 games)		0	0	0	0	0	0	0	0
CAREER		0	0	0	0	0	0	0	0

#83 Everett Hunter

2023									
Date	Opponent	Rush	Yds	TD	LG	Rec	Yds	TD	LG
Sept 2	at TAMU				Did Not Play				
Sept 9	TTU	0	0	0	0	2	18	0	16
Sept 16	NMSU				Did Not Play				
Sept 23	at UMASS				Did Not Play				
Sept 30	at WYO	0	0	0	0	0	0	0	0
Oct 14	SJSU	0	0	0	0	0	0	0	0
Oct 21	HAW	0	0	0	0	0	0	0	0
Oct 28	at NEV				Did Not Play				
Nov 4	UNLV	0	0	0	0	0	0	0	0
Nov 11	at BSU	0	0	0	0	0	0	0	0
Nov 18	at FS	0	0	0	0	0	0	0	0
Nov 24	USU	0	0	0	0	0	0	0	0
TOTAL		0	0	0	0	2	18	0	16

2024									
Date	Opponent	Rush	Yds	TD	LG	Rec	Yds	TD	LG
Aug 24	MSU								
Aug 31	at AZ								
Sept 14	at AUB								
Sept 21	FS								
Sept 28	at NMSU								
Oct 12	AFA								
Oct 19	at USU								
Oct 26	at CSU								
Nov 2	WYO								
Nov 9	at SDSU								
Nov 16	WSU								
Nov 30	at HAW								
TOTAL		0	0	0	0	0	0	0	0
CAREER		0	0	0	0	2	18	0	16



#0 - Bobby Arnold III

2024

Date	Opponent	TKL	TFL-Yds	Sack-Yds	FF	FR-Yds	PBU	INT-yds	TD
Aug 24	MONT ST								
Aug 31	at ARIZ								
Sept 14	at AUB								
Sept 21	FS								
Sept 28	at NMSU								
Oct 12	AFA								
Oct 19	at USU								
Oct 26	at CSU								
Nov 2	WYO								
Nov 9	at SDSU								
Nov 16	WSU								
Nov 30	at HAW								
TOTAL		0	0.0-0	0.0-0	0	0-0	0	0-0	0

#1 - Noah Avinger

2021 (San Diego State)

Date	Opponent	TKL	TFL-Yds	Sack-Yds	FF	FR-Yds	PBU	INT-yds	TD
Sept 4	NMSU	5	0.0-0	0.0-0	0	0-0	0	0-0	0
Sept 11	at ARIZ	1	0.0-0	0.0-0	0	0-0	0	0-0	0
Sept 18	UTAH	2	0.0-0	0.0-0	0	0-0	0	0-0	0
Sept 25	TOWSON	3	0.5-1	0.0-0	0	0-0	1	1-(-2)	0
Oct 9	UNM	1	0.0-0	0.0-0	0	0-0	0	0-0	0
Oct 15	at SJSU	0	0.0-0	0.0-0	0	0-0	0	0-0	0
Oct 23	at AFA	0	0.0-0	0.0-0	0	1-0	0	0-0	0
Oct 30	FS	0	0.0-0	0.0-0	0	0-0	0	0-0	0
Nov 6	at HAW	0	0.0-0	0.0-0	0	0-0	0	0-0	0
Nov 13	NEV	0	0.0-0	0.0-0	0	0-0	1	0-0	0
Nov 19	at UNLV	3	0.0-0	0.0-0	0	0-0	0	0-0	0
Dec 4	USU	0	0.0-0	0.0-0	0	0-0	0	0-0	0
TOTAL		15	0.5-1	0.0-0	0	1-0	2	0-0	0

2022 (San Diego State)

Date	Opponent	TKL	TFL-Yds	Sack-Yds	FF	FR-Yds	PBU	INT-yds	TD
Sept 3	ARIZ	8	0.0-0	0.0-0	0	0-0	1	0-0	0
Sept 10	IDST	0	0.0-0	0.0-0	0	0-0	0	0-0	0
Sept 17	at UTAH	1	0.0-0	0.0-0	0	0-0	0	0-0	0
Sept 24	TOLEDO	1	0.0-0	0.0-0	0	0-0	0	0-0	0
Sept 30	at BSU	2	0.0-0	0.0-0	0	0-0	0	0-0	0
Oct 8	HAW	3	0.5-3	0.0-0	0	0-0	0	0-0	0
Oct 22	at NEV	4	1.0-2	0.0-0	0	0-0	1	0-0	0
Oct 29	at FS	5	0.0-0	0.0-0	0	0-0	0	1-0	0
Nov 5	UNLV	2	0.0-0	0.0-0	1	0-0	1	0-0	0
Nov 12	SJSU	1	0.0-0	0.0-0	0	0-0	0	0-0	0
Nov 18	at UNM	5	0.0-0	0.0-0	0	0-0	0	0-0	0
Nov 26	AFA	3	0.0-0	0.0-0	0	0-0	0	0-0	0
Dec 24	vs MTSU	1	0.0-0	0.0-0	0	0-0	0	0-0	0
TOTAL		36	1.5-5	0.0-0	1	0-0	3	1-0	0

2024

Date	Opponent	TKL	TFL-Yds	Sack-Yds	FF	FR-Yds	PBU	INT-yds	TD
Aug 24	MONT ST								
Aug 31	at ARIZ								
Sept 14	at AUB								
Sept 21	FS								
Sept 28	at NMSU								
Oct 12	AFA								
Oct 19	at USU								
Oct 26	at CSU								
Nov 2	WYO								
Nov 9	at SDSU								
Nov 16	WSU								
Nov 30	at HAW								
TOTAL		0	0.0-0	0.0-0	0	0-0	0	0-0	0
SDSU TOTAL (25 gms)	51	2.0-6	0.0-0	1	1-0	5	1-0	0	0
CAREER	51	2.0-6	0.0-0	1	1-0	5	1-0	0	0

#3 - David Murphy

2022

Date	Opponent	TKL	TFL-Yds	Sack-Yds	FF	FR-Yds	PBU	INT-yds	TD
Sept 3	MAINE	0	0.0-0	0.0-0	0	0-0	0	0-0	0
Sept 9	BSU								
Sept 17	UTEP								
Sept 24	at LSU								
Sept 30	at UNLV								
Oct 8	WYO								
Oct 15	at NMSU								
Oct 22	FS								
Nov 5	at USU								
Nov 12	at AFA								
Nov 18	SDSU								
Nov 25	at CSU								
TOTAL		0	0.0-0	0.0-0	0	0-0	0	0-0	0

2023

Date	Opponent	TKL	TFL-Yds	Sack-Yds	FF	FR-Yds	PBU	INT-yds	TD
Sept 2	at TAMU								
Sept 9	TTU	0	0.0-0	0.0-0	0	0-0	0	0-0	0
Sept 16	NMSU	1	0.0-0	0.0-0	0	0-0	0	0-0	0
Sept 23	at UMASS	1	0.0-0	0.0-0	0	0-0	0	0-0	0
Sept 30	at WYO	0	0.0-0	0.0-0	0	0-0	0	0-0	0
Oct 14	SJSU	1	0.0-0	0.0-0	0	0-0	0	0-0	0
Oct 21	HAW	0	0.0-0	0.0-0	0	0-0	0	0-0	0
Oct 28	at NEV	0	0.0-0	0.0-0	0	0-0	0	0-0	0
Nov 4	UNLV	0	0.0-0	0.0-0	0	0-0	0	0-0	0
Nov 11	at BSU	0	0.0-0	0.0-0	0	0-0	1	0-0	0
Nov 18	at FS	0	0.0-0	0.0-0	0	0-0	0	0-0	0
Nov 24	USU	0	0.0-0	0.0-0	0	0-0	0	0-0	0
TOTAL		2	0.0-0	0.0-0	0	0-0	0	0-0	0

2024

Date	Opponent	TKL	TFL-Yds	Sack-Yds	FF	FR-Yds	PBU	INT-yds	TD
Aug 24	MONT ST								
Aug 31	at ARIZ								
Sept 14	at AUB								
Sept 21	FS								
Sept 28	at NMSU								
Oct 12	AFA								
Oct 19	at USU								
Oct 26	at CSU								
Nov 2	WYO								
Nov 9	at SDSU								
Nov 16	WSU								
Nov 30	at HAW								
TOTAL		0	0.0-0	0.0-0	0	0-0	0	0-0	0
CAREER		2	0.0-0	0.0-0	0	0-0	0	0-0	0

#8 - Christian Ellis

2022

Date	Opponent	TKL	TFL-Yds	Sack-Yds	FF	FR-Yds	PBU	INT-yds	TD
Sept 3	MAINE								
Sept 9	BSU								
Sept 17	UTEP								
Sept 24	at LSU								
Sept 30	at UNLV								
Oct 8	WYO	0	0.0-0	0.0-0	0	0-0	0	0-0	0
Oct 15	at NMSU	0	0.0-0	0.0-0	0	0-0	0	0-0	0
Oct 22	FS	0	0.0-0	0.0-0	0	0-0	0	0-0	0
Nov 5	at USU	1	0.0-0	0.0-0	0	0-0	0	0-0	0
Nov 12	at AFA	0	0.0-0	0.0-0	0	0-0	0	0-0	0
Nov 18	SDSU	2	0.0-0	0.0-0	0	0-0	0	0-0	0
Nov 25	at CSU	0	0.0-0	0.0-0	0	0-0	0	0-0	0
TOTAL		3	0.0-0	0.0-0	0	0-0	0	0-0	0

2023

Date	Opponent	TKL	TFL-Yds	Sack-Yds	FF	FR-Yds	PBU	INT-yds	TD
Sept 2	at TAMU	2	0.0-0	0.0-0	0	0-0	0	0-0	0
Sept 9	TTU	6	1.0-9	0.0-0	0	0-0	0	0-0	0
Sept 16	NMSU	2	0.0-0	0.0-0	0	0-0	0	0-0	0
Sept 23	at UMASS	10	0.0-0	0.0-0	0	0-0	1	0-0	0
Sept 30	at WYO	5	0.0-0	0.0-0	0	0-0	0	0-0	0
Oct 14	SJSU	7	0.0-0	0.0-0	0	0-0	1	0-0	0
Oct 21	HAW	6	0.0-0	0.0-0	0	0-0	0	0-0	0
Oct 28	at NEV	5	0.0-0	0.0-0	0	0-0	0	0-0	0
Nov 4	UNLV	3	0.0-0	0.0-0	0	0-0	1	0-0	0
Nov 11	at BSU	5	0.0-0	0.0-0	0	0-0	1	0-0	0
Nov 18	at FS	1	0.0-0	0.0-0	0	0-0	0	0-0	0
Nov 24	USU	7	0.0-0	0.0-0	0	0-0	1	0-0	0
TOTAL		59	1.0-9	0.0-0	0	0-0	4	0-0	0
CAREER		61	1.0-9	0.0-0	0	0-0	4	0-0	0

2024

Date	Opponent	TKL	TFL-Yds	Sack-Yds	FF	FR-Yds	PBU	INT-yds	TD
Aug 24	MONT ST								
Aug 31	at ARIZ								
Sept 14	at AUB								
Sept 21	FS								
Sept 28	at NMSU								
Oct 12	AFA								
Oct 19	at USU								
Oct 26	at CSU								
Nov 2	WYO								
Nov 9	at SDSU								
Nov 16	WSU								
Nov 30	at HAW								
TOTAL		0	0.0-0	0.0-0	0	0-0	0	0-0	0

#12 - Pierre Kameni, Jr.

2020 (Ohio)

Date	Opponent	TKL	TFL-Yds	Sack-Yds	FF	FR-Yds	PBU	INT-yds	TD
Nov 4	at CMU	0	0.0-0	0.0-0	0	0-0	0	0-0	0
Nov 10	AKR	0	0.0-0	0.0-0	0	0-0	0	0-0	0
Nov 28	at BG	0	0.0-0	0.0-0	0	0-0	0	0-0	0
TOTAL		0	0.0-0	0.0-0	0	0-0	0	0-0	0

2021 (Ohio)

Date	Opponent	TKL	TFL-Yds	Sack-Yds	FF	FR-Yds	PBU	INT-yds	TD
Sept 4	'CUSE	2	0.0-0	0.0-0	0	0-0	0	0-0	0
Sept 11	DUQ	1	0.0-0	0.0-0	0	0-0	1	0-0	0
Sept 16	at L'SANA								
Sept 25	at NW	2	0.0-0	0.0-0	0	0-0	0	0-0	0
Oct 2	at AKRON								
Oct 9	CMU	4	0.0-0	0.0-0	0	0-0	0	0-0	0
Oct 16	at BUFF	1	0.0-0	0.0-0	0	0-0	0	0-0	0
Oct 23	KENT ST	1	0.0-0	0.0-0	0	0-0	0	0-0	0
Nov 2	MIA (OH)								
Nov 9	at EMU	0	0.0-0	0.0-0	0	0-0	0	0-0	0
Nov 16	TOL	0	0.0-0	0.0-0	0	0-0	0	0-0	0
Nov 26	at BGU	0	0.0-0	0.0-0	0	0-0	0	0-0	0
TOTAL		11	0.0-0	0.0-0	0	0-0	1	0-0	0

2022 (Texas State)

Date	Opponent	TKL	TFL-Yds	Sack-Yds	FF	FR-Yds	PBU	INT-yds	TD
Sept 3	at NEV					Did Not Play			
Sept 10	FIU					Did Not Play			
Sept 17	at BAY					Did Not Play			
Sept 24	HCU					Did Not Play			
Oct 1	at JMU					Did Not Play			
Oct 8	APP ST					Did Not Play			
Oct 15	at TROY					Did Not Play			
Oct 22	SO MISS					Did Not Play			
Nov 5	at ULM					Did Not Play			
Nov 12	at USA					Did Not Play			
Nov 19	ARK ST					Did Not Play			
Nov 26	L'SIANA					Did Not Play			
TOTAL		0	0.0-0	0.0-0	0	0-0	0	0-0	0

2023

Date	Opponent	TKL	TFL-Yds	Sack-Yds	FF	FR-Yds	PBU	INT-Yds	TD
Sept 2	atTAMU	0	0.0-0	0.0-0	0	0-0	0	0-0	0
Sept 9	TTU	1	1.0-4	0.0-0	0	0-0	0	0-0	0
Sept 16	NMSU	0	0.0-0	0.0-0	0	0-0	0	0-0	0
Sept 23	at UMASS	0	0.0-0	0.0-0	0	0-0	0	0-0	0
Sept 30	at WYO	0	0.0-0	0.0-0	0	0-0	0	0-0	0
Oct 14	SJSU	1	0.0-0	0.0-0	0	0-0	0	0-0	0
Oct 21	HAW	3	0.0-0	0.0-0	0	0-0	0	0-0	0
Oct 28	at NEV	0	0.0-0	0.0-0	0	0-0	0	0-0	0
Nov 4	UNLV	0	0.0-0	0.0-0	0	0-0	0	0-0	0
Nov 11	at BSU	0	0.0-0	0.0-0	0	0-0	1	0-0	0
Nov 18	at FS	0	0.0-0	0.0-0	0	0-0	0	0-0	0
Nov 24	USU	3	0.0-0	0.0-0	0	0-0	0	0-0	0
TOTAL		8	1.0-4	0.0-0	0	0-0	0	0-0	0

2024

Date	Opponent	TKL	TFL-Yds	Sack-Yds	FF	FR-Yds	PBU	INT-yds	TD
Aug 24	MONT ST								
Aug 31	at ARIZ								
Sept 14	at AUB								
Sept 21	FS								
Sept 28	at NMSU								
Oct 12	AFA								
Oct 19	at USU								
Oct 26	at CSU								
Nov 2	WYO								
Nov 9	at SDSU								
Nov 16	WSU								
Nov 30	at HAW								
TOTAL		0	0.0-0	0.0-0	0	0-0	0	0-0	0
CAREER		10	1.5-6	0.0-0	0	0-0	0	0-0	0

#16 - Tavian Combs

2020

Date	Opponent	TKL	TFL-Yds	Sack-Yds	FF	FR-Yds	PBU	INT-Yds	TD	
Oct 24	at CSU		No Contest							
Oct 31	SJSU	10	0-0-0	0-0-0	0	0-0	0	0-0	0	
Nov 7	at HAW	7	0-0-0	0-0-0	0	0-0	0	0-0	0	
Nov 14	NEV	7	0-0-0	0-0-0	0	0-0	0	0-0	0	
Nov 20	at AFA	5	0-0-0	0-0-0	0	0-0	0	0-0	0	
Nov 26	at USU	7	0-0-0	0-0-0	1	0-0	0	0-0	0	
Dec 5	WYO	3	0-0-0	0-0-0	0	0-0	1	0-0	0	
Dec 12	FS	12	0-0-1	0-5-1	0	0-0	0	0-0	0	
TOTAL		51	0-5-1	0-5-1	1	0-0	1	0-0	0	

2021

Date	Opponent	TKL	TFL-Yds	Sack-Yds	FF	FR-Yds	PBU	INT-Yds	TD
Sept 2	HBU	12	0-0-0	0-0-0	1	0-0	1	1-1	0
Sept. 11	NMSU	5	0-0-0	0-0-0	0	0-0	0	0-0	0
Sept. 18	at TAMU	11	0-0-0	0-0-0	0	0-0	1	1-0	0
Sept. 25	at UTEP	4	0-0-0	0-0-0	0	0-0	0	0-0	0
Oct. 2	AFA	7	0-0-0	0-0-0	0	0-0	0	0-0	0
Oct. 9	at SDSU	11	0-0-0	0-0-0	0	0-0	0	0-0	0
Oct. 16	CSU	6	0-0-0	0-0-0	0	0-0	0	0-0	0
Oct. 23	at WYO	7	0-0-0	0-0-0	0	0-0	1	0-0	0
Nov. 6	UNLV	5	0-0-0	0-0-0	0	0-0	0	0-0	0
Nov. 13	at FS	Did Not Play							
Nov. 20	at BSU	8	1-0-1	0-0-0	0	0-0	1	0-0	0
Nov. 26	USU	5	0-0-0	0-0-0	0	0-0	0	0-0	0
TOTAL		81	1-5-1	0-0-0	1	0-0	4	2-1	0

2022

Date	Opponent	TKL	TFL-Yds	Sack-Yds	FF	FR-Yds	PBU	INT-yds	TD
Sept 3	MAINE	4	0.0-0	0.0-0	0	0-0	1	0-0	0
Sept 9	BSU	11	0.0-0	0.0-0	1	0-0	0	0-0	0
Sept 17	UTEP	1	0.0-0	0.0-0	0	0-0	0	0-0	0
Sept 24	at LSU				Did Not Play				
Sept 30	at UNLV				Did Not Play				
Oct 8	WYO				Did Not Play				
Oct 15	at NMSU				Did Not Play				
Oct 22	FS				Did Not Play				
Nov 5	at USU				Did Not Play				
Nov 12	at AFA				Did Not Play				
Nov 18	SDSU				Did Not Play				
Nov 25	at CSU				Did Not Play				
TOTAL		15	0.0-0	0.0-0	1	0-0	1	0-0	0

2023

Date	Opponent	TKL	TFL-Yds	Sack-Yds	FR	FF-Yds	PBU	INT-Yds	TD
Sept 2	atTAMU	11	0.0-0	0.0-0	0	0-0	1	0-0	0
Sept 9	TTU			Did Not Play					
Sept 16	NMSU	8	1.0-5	0.0-0	1	0-0	0	0-0	0
Sept 23	atUMASS	14	1.0-1	0.0-0	0	0-0	0	0-0	0
Sept 30	atWYO	9	1.0-2	0.0-0	0	0-0	0	0-0	0
Oct 14	SJSU	4	0.0-0	0.0-0	0	0-0	0	0-0	0
Oct 21	HAW			Did Not Play					
Oct 28	atNEV			Did Not Play					
Nov 4	UNLV			Did Not Play					
Nov 11	atBSU			Did Not Play					
Nov 18	atFS			Did Not Play					
Nov 24	USU			Did Not Play					
TOTAL		46	3.0-8	0.0-0	1	0-0	1	0-0	0

2024

Date	Opponent	TKL	TFL-Yds	Sack-Yds	FF	FR-Yds	PBU	INT-yds	TD
Aug 24	MONT ST								
Aug 31	at ARIZ								
Sept 14	at AUB								
Sept 21	FS								
Sept 28	at NMSU								
Oct 12	AFA								
Oct 19	at USU								
Oct 26	at CSU								
Nov 2	WYO								
Nov 9	at SDSU								
Nov 16	WSU								
Nov 30	at HAW								
TOTAL		0	0.0-0	0.0-0	0	0-0	0	0-0	0
CAREER		193	5.0-10	0.5-1	3	0-0	6	2-1	0

#18 - Cam Watts

2020 (Texas Tech)

Date	Opponent	TKL	TFL-Yds	Sack-Yds	FF	FR-Yds	PBU	INT-Yds	TD
Sept 12	HCU	3	0.5-2	0.0-0	0	0-0	0	0-0	0
Sept 26	TEX	0	0.0-0	0.0-0	0	0-0	0	0-0	0
Oct 3	at KSTATE	0	0.0-0	0.0-0	0	0-0	0	0-0	0
Oct 10	at IAST	0	0.0-0	0.0-0	0	0-0	0	0-0	0
Oct 24	WVU	Did Not Play							
Oct 31	OKLA	Did Not Play							
Nov 7	at TCU	0	0.0-0	0.0-0	0	0-0	0	0-0	0
Nov 14	BAY	0	0.0-0	0.0-0	0	0-0	0	0-0	0
Nov 28	at OSU	Did Not Play							
Dec 5	KAN	Did Not Play							
TOTAL		3	0.5-2	0.0-0	0	0-0	0	0-0	0

2021 (Texas Tech)

Date	Opponent	TKL	TFL-Yds	Sack-Yds	FF	FR-Yds	PBU	INT-Yds	TD
Sept 4	vs HOU				Did Not Play				
Sept 10	SEA				Did Not Play				
Sept 18	FIU	0	0.0-0	0.0-0	0	0-0	0	0-0	0
Sept 25	at TEX				Did Not Play				
Oct 2	at WVU	0	0.0-0	0.0-0	0	0-0	0	0-0	0
Oct 9	TCU				Did Not Play				
Oct 16	at KAN				Did Not Play				
Oct 23	KSTATE	0	0.0-0	0.0-0	0	0-0	0	0-0	0
Oct 30	at OKLA	0	0.0-0	0.0-0	0	0-0	0	0-0	0
Nov 13	IAST				Did Not Play				
Nov 20	OSU	0	0.0-0	0.0-0	0	0-0	0	0-0	0
Nov 27	at BAY	0	0.0-0	0.0-0	0	0-0	0	0-0	0
Dec 28	vs. MISS ST	0	0.0-0	0.0-0	0	0-0	0	0-0	0
TOTAL		1	0.0-0	0.0-0	0	0-0	0	0-0	0

2022 (Texas Tech)

Date	Opponent	TKL	TFL-Yds	Sack-Yds	FF	FR-Yds	PBU	INT-Yds	TD
Sept 3	MUR ST					Did Not Play			
Sept 10	HOU					Did Not Play			
Sept 17	at NCST					Did Not Play			
Sept 24	TEX					Did Not Play			
Oct 1	at KSTATE					Did Not Play			
Oct 8	at OSU					Did Not Play			
Oct 22	WVU					Did Not Play			
Oct 29	BAY					Did Not Play			
Nov 5	at TCU					Did Not Play			
Nov 12	KAN					Did Not Play			
Nov 19	at IAST					Did Not Play			
Nov 26	OKLA	0	0.0-0	0.0-0	0	0-0	0	0-0	0
Dec 28	vs OLE MISS	0	0.0-0	0.0-0	0	0-0	0	0-0	0
TOTAL		0	0.0-0	0.0-0	0	0-0	0	0-0	0

2023 (Texas Tech)

Date	Opponent	TKL	TFL-Yds	Sack-Yds	FF	FR-Yds	PBU	INT-yds	TD
Sept 2	at WYO	0	0-0-0	0-0-0	0	0-0	0	0-0	0
Sept 9	ORE	0	0-0-0	0-0-0	0	0-0	0	0-0	0
Sept 16	TARL ST	2	0-0-0	0-0-0	0	0-0	0	0-0	0
Sept 23	at WVVU	2	0-0-0	0-0-0	0	0-0	0	0-0	0
Sept 30	HOU	0	0-0-0	0-0-0	0	0-0	0	0-0	0
Oct 7	at BAY	1	0-0-0	0-0-0	0	0-0	0	0-0	0
Oct 14	KSTATE	0	0-0-0	0-0-0	0	0-0	0	0-0	0
Oct 21	at BYU	1	0-0-0	0-0-0	0	0-0	0	0-0	0
Nov 2	TCU	1	0-0-0	0-0-0	0	0-0	0	0-0	0
Nov 11	at KAN	0	0-0-0	0-0-0	0	0-0	0	0-0	0
Nov 18	UCF	0	0-0-0	0-0-0	0	0-0	0	0-0	0
Nov 24	at TEXAS	0	0-0-0	0-0-0	0	0-0	0	0-0	0
Dec 16	CAL	0	0-0-0	0-0-0	0	0-0	0	0-0	0
TOTAL		7	0-0-0	0-0-0	0	0-0	0	0-0	0

2024

Date	Opponent	TKL	TFL-Yds	Sack-Yds	FF	FR-Yds	PBU	INT-yds	TD
Aug 24	MONT ST								
Aug 31	at ARIZ								
Sept 14	at AUB								
Sept 21	FS								
Sept 28	at NMSU								
Oct 12	AFA								
Oct 19	at USU								
Oct 26	at CSU								
Nov 2	WYO								
Nov 9	at SDSU								
Nov 16	WSU								
Nov 30	at HAW								
TOTAL		0	0.0-0	0.0-0	0	0-0	0	0-0	0
TU CAREER (28 gms)	11	0.5-2	0.0-0	0	0-0	0	0-0	0	0
CAREER	11	0.5-2	0.0-0	0	0-0	0	0-0	0	0

#20 - Dereck Moore

2023

Date	Opponent	TKL	TFL-Yds	Sack-Yds	FF	FR-Yds	PBU	INT-yds	TD
Sept 2	atTAMU				Did Not Play				
Sept 9	TTU				Did Not Play				
Sept 16	NMSU				Did Not Play				
Sept 23	at UMass	1	0.0-0	0.0-0	0	0-0	0	0-0	0
Sept 30	at WYO	0	0.0-0	0.0-0	0	0-0	0	0-0	0
Oct 14	SISU	0	0.0-0	0.0-0	0	0-0	0	0-0	0
Oct 21	HAW	7	0.0-0	0.0-0	0	0-0	0	0-0	0
Oct 28	at NEV	10	0.0-0	0.0-0	0	0-0	0	0-0	0
Nov 4	UNLV	8	0.0-0	0.0-0	0	0-0	0	0-0	0
Nov 11	at BSU	8	0.0-0	0.0-0	0	0-0	1	0-0	0
Nov 18	at FS	3	0.0-0	0.0-0	0	0-0	0	0-0	0
Nov 24	USU	12	0.0-0	0.0-0	0	0-0	0	0-0	0
TOTAL		49	0.0-0	0.0-0	0	0-0	0	0-0	0

2024

Date	Opponent	TKL	TFL-Yds	Sack-Yds	FF	FR-Yds	PBU	INT-yds	TD
Aug 24	MONT ST								
Aug 31	at ARIZ								
Sept 14	at AUB								
Sept 21	FS								
Sept 28	at NMSU								
Oct 12	AFA								
Oct 19	at USU								
Oct 26	at CSU								
Nov 2	WYO								
Nov 9	at SDSU								
Nov 16	WSU								
Nov 30	at HAW								
TOTAL		0	0.0-0	0.0-0	0	0-0	0	0-0	0
CAREER		49	0.0-0	0.0-0	0	0-0	0	0-0	0

#27 - Jahvante Royal

2020 (Pittsburgh)

Date	Opponent	TKL	TFL-Yds	Sack-Yds	FF	FR-Yds	PBU	INT-yds	TD
Sept 12	APU					Did Not Play			
Sept 19	'CUSE					Did Not Play			
Sept 26	L'VILLE					Did Not Play			
Oct 3	NCST					Did Not Play			
Oct 10	at BC					Did Not Play			
Oct 17	at MIAMI					Did Not Play			
Oct 24	ND					Did Not Play			
Nov 7	at FSU	0	0.0-0	0.0-0	0	0-0	0	0-0	0
Nov 21	VTU					Did Not Play			
Nov 28	at CLEM	0	0.0-0	0.0-0	0	0-0	0	0-0	0
Dec 10	at GTECH					Did Not Play			
TOTAL		0	0.0-0	0.0-0	0	0-0	3	0-0	0



2021 (Pittsburgh)

Date	Opponent	TKL	TFL-Yds	Sack-Yds	FF	FR-Yds	PBU	INT-yds	TD
Sept 4	UMASS	0	0.0-0	0.0-0	0	0-0	0	0-0	0
Sept 11	at TENN					Did Not Play			
Sept 18	WMU					Did Not Play			
Sept 25	UNH	1	0.0-0	0.0-0	0	0-0	0	0-0	0
Oct 2	at GTU					Did Not Play			
Oct 16	at VTU					Did Not Play			
Oct 23	CLEM					Did Not Play			
Oct 30	MIAMI					Did Not Play			
Nov 6	at DUKE	1	0.0-0	0.0-0	0	0-0	0	0-0	0
Nov 11	UNC					Did Not Play			
Nov 20	UVA					Did Not Play			
Nov 27	at 'CUSE	1	0.0-0	0.0-0	0	0-0	0	0-0	0
Dec 4	vs WF	0	0.0-0	0.0-0	0	0-0	0	0-0	0
Dec 30	vs MSU	0	0.0-0	0.0-0	0	0-0	0	0-0	0
TOTAL		3	0.0-0	0.0-0	0	0-0	0	0-0	0

2022 (Pittsburgh)

Date	Opponent	TKL	TFL-Yds	Sack-Yds	FF	FR-Yds	PBU	INT-yds	TD
Sept 1	WVU	0	0.0-0	0.0-0	0	0-0	0	0-0	0
Sept 10	TENN					Did Not Play			
Sept 17	at WMU					Did Not Play			
Sept 24	URI	1	0.0-0	0.0-0	0	0-0	0	0-0	0
Oct 1	GTU					Did Not Play			
Oct 8	VTU					Did Not Play			
Oct 22	at L'VILLE					Did Not Play			
Oct 29	at UNC					Did Not Play			
Nov 5	'CUSE					Did Not Play			
Nov 12	at UVA					Did Not Play			
Nov 19	DUKE	0	0.0-0	0.0-0	0	0-0	0	0-0	0
Nov 26	at MIAMI	0	0.0-0	0.0-0	0	0-0	0	0-0	0
Dec 30	vs UCLA					Did Not Play			
TOTAL		1	0.0-0	0.0-0	0	0-0	0	0-0	0

2023 (Pittsburgh)

Date	Opponent	TKL	TFL-Yds	Sack-Yds	FF	FR-Yds	PBU	INT-yds	TD
Sept 2	WOFF	0	0.0-0	0.0-0	0	0-0	0	0-0	0
Sept 9	CINCY	0	0.0-0	0.0-0	0	0-0	0	0-0	0
Sept 16	at WVU	0	0.0-0	0.0-0	0	0-0	0	0-0	0
Sept 23	UNC	0	0.0-0	0.0-0	0	0-0	0	0-0	0
Sept 30	at VTU	1	0.0-0	0.0-0	0	0-0	0	0-0	0
Oct 14	L'VILLE	0	0.0-0	0.0-0	0	0-0	0	0-0	0
Oct 21	at WFU	0	0.0-0	0.0-0	0	0-0	0	0-0	0
Oct 28	at UND	0	0.0-0	0.0-0	0	0-0	0	0-0	0
Nov 4	FSUO	0	0.0-0	0.0-0	0	0-0	0	0-0	0
Nov 11	vs. 'CUSE					Did Not Play			
Nov 16	BC	0	0.0-0	0.0-0	0	0-0	0	0-0	0
Nov 25	at DUKE	0	0.0-0	0.0-0	0	0-0	0	0-0	0
TOTAL		1	0.0-0	0.0-0	0	0-0	0	0-0	0

2024

Date	Opponent	TKL	TFL-Yds	Sack-Yds	FF	FR-Yds	PBU	INT-yds	TD
Aug 24	MONT ST								
Aug 31	at ARIZ								
Sept 14	at AUB								
Sept 21	FS								
Sept 28	at NMSU								
Oct 12	AFA								
Oct 19	at USU								
Oct 26	at CSU								
Nov 2	WYO								
Nov 9	at SDSU								
Nov 16	WSU								
Nov 30	at HAW								
TOTAL		0	0.0-0	0.0-0	0	0-0	0	0-0	0
PITT CAREER (23 gms)		5	0.0-0	0.0-0	0	0-0	0	0-0	0
CAREER		5	0.0-0	0.0-0	0	0-0	0	0-0	0

#28 - Nigel Williams

2024

Date	Opponent	TKL	TFL-Yds	Sack-Yds	FF	FR-Yds	PBU	INT-yds	TD
Aug 24	MONT ST								
Aug 31	at ARIZ								
Sept 14	at AUB								
Sept 21	FS								
Sept 28	at NMSU								
Oct 12	AFA								
Oct 19	at USU								
Oct 26	at CSU								
Nov 2	WYO								
Nov 9	at SDSU								
Nov 16	WSU								
Nov 30	at HAW								
TOTAL		0	0.0-0	0.0-0	0	0-0	0	0-0	0

#29 - Aaron Smith

2023

Date	Opponent	TKL	TFL-Yds	Sack-Yds	FF	FR-Yds	PBU	INT-yds	TD
Sept 2	at TAMU	0	0.0-0	0.0-0	0	0-0	0	0-0	0
Sept 9	TTU	2	0.0-0	0.0-0	0	0-0	1	0-0	0
Sept 16	NMSU	0	0.0-0	0.0-0	0	0-0	0	0-0	0
Sept 23	at UMMASS	0	0.0-0	0.0-0	0	0-0	1	0-0	0
Sept 30	at WYO	6	0.0-0	0.0-0	0	0-0	0	0-0	0
Oct 14	SJSU	0	0.0-0	0.0-0	0	0-0	0	0-0	0
Oct 21	HAW	0	0.0-0	0.0-0	0	0-0	0	0-0	0
Oct 28	at NEV					Did Not Play			
Nov 4	UNLV	0	0.0-0	0.0-0	0	0-0	0	0-0	0
Nov 11	at BSU	1	0.0-0	0.0-0	0	0-0	1	0-0	0
Nov 18	at FS	1	0.0-0	0.0-0	0	0-0	0	0-0	0
Nov 24	USU	2	0.0-0	0.0-0	0	0-0	0	0-0	0
TOTAL		12	0.0-0	0.0-0	0	0-0	2	0-0	0

2024

Date	Opponent	TKL	TFL-Yds	Sack-Yds	FF	FR-Yds	PBU	INT-yds	TD
Aug 24	MONT ST								
Aug 31	at ARIZ								
Sept 14	at AUB								
Sept 21	FS								
Sept 28	at NMSU								
Oct 12	AFA								
Oct 19	at USU								
Oct 26	at CSU								
Nov 2	WYO								
Nov 9	at SDSU								
Nov 16	WSU								
Nov 30	at HAW								
TOTAL		0	0.0-0	0.0-0	0	0-0	0	0-0	0
CAREER		12	0.0-0	0.0-0	0	0-0	0	0-0	0

#32 - Skylar Cook

2024

Date	Opponent	TKL	TFL-Yds	Sack-Yds	FF	FR-Yds	PBU	INT-yds	TD
Aug 24	MONT ST								
Aug 31	at ARIZ								
Sept 14	at AUB								
Sept 21	FS								
Sept 28	at NMSU								
Oct 12	AFA								
Oct 19	at USU								
Oct 26	at CSU								
Nov 2	WYO								
Nov 9	at SDSU								
Nov 16	WSU								
Nov 30	at HAW								
TOTAL		0	0.0-0	0.0-0	0	0-0	0	0-0	0

#34 - Noa Pola-Gates

2019 (Nebraska)

Date	Opponent	TKL	TFL-Yds	Sack-Yds	FF	FR-Yds	PBU	INT-yds	TD
Aug 31	USA					Did Not Play			
Sept 7	at CU	0	0.0-0	0.0-0	0	0-0	1	0-0	0
Sept 14	NIU	0	0.0-0	0.0-0	0	0-0	0	0-0	0
Sept 21	at ILL					Did Not Play			
Sept 28	OSU					Did Not Play			
Oct 5	NW					Did Not Play			
Oct 12	at MINN					Did Not Play			
Oct 26	IND					Did Not Play			
Nov 2	at PUR					Did Not Play			
Nov 16	WISC					Did Not Play			
Nov 23	at MARY					Did Not Play			
Nov 30	IOWA					Did Not Play			
TOTAL		0	0.0-0	0.0-0	0	0-0	0	0-0	0

2020 (Nebraska)

Date	Opponent	TKL	TFL-Yds	Sack-Yds	FF	FR-Yds	PBU	INT-yds	TD
Oct 24	at OSU	1	0.0-0	0.0-0	0	0-0	0	0-0	0
Oct 31	WISC					Canceled			
Nov 7	at NW	0	0.0-0	0.0-0	0	0-0	0	0-0	0
Nov 14	PSU	2	0.0-0	0.0-0	0	0-0	0	0-0	0
Nov 21	ILL	0	0.0-0	0.0-0	0	0-0	0	0-0	0
Nov 27	at IOWA	0	0.0-0	0.0-0	0	0-0	0	0-0	0
Dec 5	at PUR	0	0.0-0	0.0-0	0	0-0	0	0-0	0
Dec 12	MINN	0	0.0-0	0.0-0	0	0-0	0	0-0	0
Dec 18	at RUT								
TOTAL		3	0.0-0	0.0-0	0	0-0	0	0-0	0

2021 (Nebraska)

Date	Opponent	TKL	TFL-Yds	Sack-Yds	FF	FR-Yds	PBU	INT-yds	TD
Aug 28	at ILL	0	0.0-0	0.0-0	0	0-0	0	0-0	0
Sept 4	FORD	0	0.0-0	0.0-0	0	0-0	0	0-0	0
Sept 11	BUFF					Did Not Play			
Sept 18	at OU					Did Not Play			
Sept 25	at MSU	1	0.0-0	0.0-0	0	0-0	0	0-0	0
Oct 2	NW	0	0.0-0	0.0-0	0	0-0	0	0-0	0
Oct 9	MICH	0	0.0-0	0.0-0	0	0-0	0	0-0	0
Oct 16	at MINN	0	0.0-0	0.0-0	0	0-0	0	0-0	0
Oct 30	PUR	0	0.0-0	0.0-0	0	0-0	0	0-0	0
Nov 6	OSU	0	0.0-0	0.0-0	0	0-0	0	0-0	0
Nov 20	at WIS					Did Not Play			
Nov 26	IOWA					Did Not Play			
TOTAL		1	0.0-0	0.0-0	0	0-0	0	0-0	0

2022 (Nebraska)

Date	Opponent	TKL	TFL-Yds</
------	----------	-----	-----------



2020 (Utah State)

Date	Opponent	TKL	TFL-Yds	Sack-Yds	FF	FR-Yds	PBU	INT-yds	TD
Oct 24	at BSU	0	0.0-0	0.0-0	0	0-0	0	0-0	0
Oct 31	SDSU	0	0.0-0	0.0-0	0	0-0	0	0-0	0
Nov 5	at NEV	1	0.0-0	0.0-0	0	0-0	0	0-0	0
Nov 14	FS	8	0.5-2	0.0-0	0	0-0	0	0-0	0
Nov 26	UNM	5	0.0-0	0.0-0	0	0-0	0	0-0	0
Dec 3	AFA	5	0.0-0	0.0-0	0	0-0	0	0-0	0
TOTAL		19	0.5-2	0.0-0	0	0-0	3	0-0	0

2021 (Utah State)

Date	Opponent	TKL	TFL-Yds	Sack-Yds	FF	FR-Yds	PBU	INT-yds	TD
Sept 4	at WAZZU	7	0.5-2	0.0-0	0	0-0	0	0-0	0
Sept 10	UND	6	0.0-0	0.0-0	0	0-0	0	0-0	0
Sept 18	at AFA	8	0.0-0	0.0-0	0	0-0	0	0-0	0
Sept 25	BSU			Did Not Play					
Oct 1	BYU			Did Not Play					
Oct 16	at UNLV			Did Not Play					
Oct 22	CSU			Did Not Play					
Oct 30	HAW			Did Not Play					
Nov 6	at NMSU			Did Not Play					
Nov 13	at SISU			Did Not Play					
Nov 20	WYO			Did Not Play					
Nov 26	at UNM			Did Not Play					
Dec 4	at SDSU			Did Not Play					
Dec 18	vs. ORST			Did Not Play					
TOTAL		21	0.5-2	0.0-0	0	0-0	0	0-0	0

2022 (Utah State)

Date	Opponent	TKL	TFL-Yds	Sack-Yds	FF	FR-Yds	PBU	INT-yds	TD
Aug 27	UCONN	0	0.0-0	0.0-0	0	0-0	0	0-0	0
Sept 3	at BAMA	1	0.0-0	0.0-0	0	0-0	0	0-0	0
Sept 10	WEBER ST	1	0.0-0	0.0-0	0	0-0	0	0-0	0
Sept 24	UNLV	2	2.0-7	1.0-3	0	0-0	0	0-0	0
Sept 29	at BYU	0	0.0-0	0.0-0	0	0-0	0	0-0	0
Oct 8	AFA	4	0.0-0	0.0-0	0	0-0	0	0-0	0
Oct 15	at CSU	1	0.0-0	0.0-0	0	0-0	0	0-0	0
Oct 22	at WYO	0	0.0-0	0.0-0	0	0-0	0	0-0	0
Nov 5	UNM	6	0.0-0	0.0-0	0	0-0	0	0-0	0
Nov 12	at HAW	3	0.0-0	0.0-0	0	0-0	0	0-0	0
Nov 19	SISU	1	0.0-0	0.0-0	0	0-0	0	0-0	0
Nov 25	at BSU	4	0.0-0	0.0-0	0	0-0	0	0-0	0
Dec 27	vs MEM	3	0.0-0	0.0-0	0	0-0	0	0-0	0
TOTAL		26	2.0-7	1.0-3	0	0-0	0	0-0	0

2023 (TCU)

Date	Opponent	TKL	TFL-Yds	Sack-Yds	FF	FR-Yds	PBU	INT-yds	TD
Sept 2	at CSU	0	0.0-0	0.0-0	0	0-0	0	0-0	0
Sept 9	WISC	0	0.0-0	0.0-0	0	0-0	0	0-0	0
Sept 16	NO COLO			Did Not Play					
Sept 23	OSU			Did Not Play					
Oct 7	at UCLA			Did Not Play					
Oct 14	ARIZ			Did Not Play					
Oct 21	at OREGON			Did Not Play					
Oct 28	at ASU			Did Not Play					
Nov 4	STAN			Did Not Play					
Nov 11	at CAL			Did Not Play					
Nov 17	COLO			Did Not Play					
Nov 25	at WASH			Did Not Play					
TOTAL		0	0.0-0	0.0-0	0	0-0	0	0-0	0

2024

Date	Opponent	TKL	TFL-Yds	Sack-Yds	FF	FR-Yds	PBU	INT-yds	TD
Aug 24	MONT ST								
Aug 31	at ARIZ								
Sept 14	at AUB								
Sept 21	FS								
Sept 28	at NMSU								
Oct 12	AFA								
Oct 19	at USU								
Oct 26	at CSU								
Nov 2	WYO								
Nov 9	at SDSU								
Nov 16	WSU								
Nov 30	at HAW								
TOTAL		0	0.0-0	0.0-0	0	0-0	0	0-0	0
USU CAREER (27 gms)		69	3.0-11	1.0-3	0	0-0	0	0-0	0
WSU CAREER (2 gms)		0	0.0-0	0.0-0	0	0-0	0	0-0	0
CAREER		69	3.0-11	1.0-3	0	0-0	0	0-0	0

#77 - Ishmael Burdine

2019 (Missouri)

Date	Opponent	TKL	TFL-Yds	Sack-Yds	FF	FR-Yds	PBU	INT-yds	TD
Aug 31	at WYO			Did Not Play					
Sept 7	WVU			Did Not Play					
Sept 14	SEMO			Did Not Play					
Sept 21	SOCAR			Did Not Play					
Oct 5	TROY			Did Not Play					
Oct 12	MISS			Did Not Play					
Oct 19	at VANDY			Did Not Play					
Oct 26	at KENT			Did Not Play					
Nov 9	at UGA			Did Not Play					
Nov 16	FLA			Did Not Play					
Nov 23	TENN			Did Not Play					
Nov 29	at ARK	1	0.0-0	0.0-0	0	0-0	0	0-0	0
TOTAL		1	0.0-0	0.0-0	0	0-0	0	0-0	0

2020 (Missouri)

Date	Opponent	TKL	TFL-Yds	Sack-Yds	FF	FR-Yds	PBU	INT-yds	TD
Sept 26	BAMA	0	0.0-0	0.0-0	0	0-0	0	0-0	0
Oct 3	at TENN	1	0.0-0	0.0-0	0	0-0	1	0-0	0
Oct 10	LSU	1	0.0-0	0.0-0	0	0-0	2	0-0	0
Oct 24	KENT	1	0.0-0	0.0-0	0	0-0	0	0-0	0
Oct 31	at FLA	1	0.0-0	0.0-0	0	0-0	0	0-0	0
Nov 21	at SOCAR			Did Not Play					
Nov 28	VANDY	1	0.0-0	0.0-0	0	0-0	0	0-0	0
Dec 5	at ARK	1	0.0-0	0.0-0	0	0-0	0	0-0	0
Dec 12	at UGA	3	0.0-0	0.0-0	0	0-0	0	0-0	0
Dec 19	at MISSST			Did Not Play					
TOTAL		9	0.0-0	0.0-0	0	0-0	3	0-0	0

2021 (Missouri)

Date	Opponent	TKL	TFL-Yds	Sack-Yds	FF	FR-Yds	PBU	INT-yds	TD
Sept 4	CMU	1	0.0-0	0.0-0	0	0-0	0	0-0	0
Sept 11	at KENT	1	0.0-0	0.0-0	0	0-0	0	0-0	0
Sept 18	SEMO	1	0.0-0	0.0-0	0	0-0	0	0-0	0
Sept 25	at BC	1	0.0-0	0.0-0	0	0-0	0	0-0	0
Oct 2	TENN			Did Not Play					
Oct 9	UNT	3	0.0-0	0.0-0	0	0-0	0	0-0	0
Oct 16	TAMU			Did Not Play					
Oct 30	at VANDY			Did Not Play					
Nov 6	at UGA			Did Not Play					
Nov 13	SOCAR			Did Not Play					
Nov 20	FLA			Did Not Play					
Nov 26	at ARK			Did Not Play					
Dec 22	vs ARMY			Did Not Play					
TOTAL		1	0.0-0	0.0-0	0	0-0	0	0-0	0

2022 (TCU)

Date	Opponent	TKL	TFL-Yds	Sack-Yds	FF	FR-Yds	PBU	INT-yds	TD
Sept 2	at COLO	1	0.0-0	0.0-0	0	0-0	0	0-0	0
Sept 10	TARLETON	2	0.0-0	0.0-0	0	0-0	0	0-0	0
Sept 24	at SMU			Did Not Play					
Oct 1	OKLA			Did Not Play					
Oct 8	at KAN			Did Not Play					
Oct 15	OKSTATE			Did Not Play					
Oct 22	KSU			Did Not Play					
Oct 29	at WVU			Did Not Play					
Nov 5	TTU			Did Not Play					
Nov 12	at TEX			Did Not Play					
Nov 19	at BAY			Did Not Play					
Nov 26	IAST			Did Not Play					
Dec 3	vs KSTATE			Did Not Play					
Dec 31	vs MICH			Did Not Play					
Jan 9	vs. UGA			Did Not Play					
TOTAL		3	0.0-0	0.0-0	0	0-0	0	0-0	0

2023 (TCU)

Date	Opponent	TKL	TFL-Yds	Sack-Yds	FF	FR-Yds	PBU	INT-yds	TD
Sept 2	COLO			Did Not Play					
Sept 9	NICHOLLS			Did Not Play					
Sept 16	at HOU			Did Not Play					
Sept 23	SMU			Did Not Play					
Sept 30	WVU			Did Not Play					
Oct 7	at IAST	1	0.0-0	0.0-0	0	0-0	0	0-0	0
Oct 14	BYU	3	0.0-0	0.0-0	0	0-0	1	0-0	0
Oct 21	at KSU	2	0.0-0	0.0-0	0	0-0	0	0-0	0
Nov 2	at TTU			Did Not Play					
Nov 11	TEX			Did Not Play					
Nov 18	BAY			Did Not Play					
Nov 24	at OKLA			Did Not Play					
TOTAL		6	0.0-0	0.0-0	0	0-0	1	0-0	0

2024

Date	Opponent	TKL	TFL-Yds	Sack-Yds	FF	FR-Yds	PBU	INT-yds	TD
Aug 24	MONT ST								
Aug 31	at ARIZ								
Sept 14	at AUB								
Sept 21	FS								
Sept 28	at NMSU								
Oct 12	AFA								
Oct 19	at USU								
Oct 26	at CSU								
Nov 2	WYO								
Nov 9	at SDSU								
Nov 16	WSU								
Nov 30	at HAW								
TOTAL		0	0.0-0	0.0-0	0	0-0	0	0-0	0
MIZZOU CAREER (14 gms)		14	0.0-0	0.0-0	0	0-0	3	0-0	0
TCU CAREER (5 gms)		9	0.0-0	0.0-0	0	0-0	1	0-0	0
CAREER		23	0.0-0	0.0-0	0	0-0	4	0-0	0

Hunter Wiggins

2023

Date	Opponent	TKL	TFL-Yds	Sack-Yds	FF	FR-Yds	PBU	INT-yds	TD
Sept 2	atTAMU		Did Not Play						
Sept 9	TTU	0	0.0-0	0.0-0	0	0-0	0	0-0	0
Sept 16	NMSU	0	0.0-0	0.0-0	0	0-0	0	0-0	0
Sept 23	at UMASS	2	0.0-0	0.0-0	0	0-0	0	0-0	0
Sept 30	at WYO	0	0.0-0	0.0-0	0	0-0	0	0-0	0
Oct 14	SJSU	0	0.0-0	0.0-0	0	0-0	0	0-0	0
Oct 21	HAW	0	0.0-0	0.0-0	0	0-0	0	0-0	0
Oct 28	at NEV	1	0.0-0	0.0-0	0	0-0	0	0-0	0
Nov 4	UNLV	0	0.0-0	0.0-0	0	0-0	0	0-0	0
Nov 11	at BSU	1	0.0-0	0.0-0	0	0-0	1	0-0	0
Nov 18	at FS	1	0.0-0	0.0-0	0	0-0	0	0-0	0
Nov 24	USU	0	0.0-0	0.0-0	0	0-0	0	0-0	0
TOTAL		5	0.0-0	0.0-0	0	0-0	0	0-0	0



#9 - Gabriel Lopez

2020 (WASHINGTON STATE)

Date	Opponent	TKL	TFL-Yds	Sack-Yds	FF	FR-Yds	PBU	INT-yds	TD
Nov 7	at OSU	0	0.0-0	0.0-0	0	0-0	0	0-0	0
Nov 14	OREGON	0	0.0-0	0.0-0	0	0-0	0	0-0	0
Nov 21	at STAN			Canceled					
Nov 27	WASH			Canceled					
Dec 6	at USC	0	0.0-0	0.0-0	0	0-0	0	0-0	0
Dec 12	CAL			Canceled					
Dec 19	at UTAH	0	0.0-0	0.0-0	0	0-0	0	0-0	0
TOTAL		0	0.0-0	0.0-0	0	0-0	0	0-0	0

2021 (WASHINGTON STATE)

Date	Opponent	TKL	TFL-Yds	Sack-Yds	FF	FR-Yds	PBU	INT-yds	TD
Sept 4	USU			Did Not Play					
Sept 11	PORTST			Did Not Play					
Sept 18	USC			Did Not Play					
Sept 25	at UTAH			Did Not Play					
Oct 2	at CAL			Did Not Play					
Oct 9	OSU			Did Not Play					
Oct 16	STAN	0	0.0-0	0.0-0	0	0-0	0	0-0	0
Oct 23	BYU			Did Not Play					
Oct 30	at ASU	0	0.0-0	0.0-0	0	0-0	0	0-0	0
Nov 13	at UO	0	0.0-0	0.0-0	0	0-0	0	0-0	0
Nov 19	AZ	0	0.0-0	0.0-0	0	0-0	0	0-0	0
Nov 26	at WASH			Did Not Play					
Dec 31	vs. CMU			Did Not Play					
TOTAL		0	0.0-0	0.0-0	0	0-0	0	0-0	0

2022 (WASHINGTON STATE)

Date	Opponent	TKL	TFL-Yds	Sack-Yds	FF	FR-Yds	PBU	INT-yds	TD
Sept 3	IDAHO			Did Not Play					
Sept 9	at WISC			Did Not Play					
Sept 17	CSU	1	0.0-0	0.0-0	0	0-0	0	0-0	0
Sept 24	UO			Did Not Play					
Sept 30	CAL	0	0.0-0	0.0-0	0	0-0	0	0-0	0
Oct 8	at USC			Did Not Play					
Oct 15	at OSU			Did Not Play					
Oct 22	UTAH			Did Not Play					
Nov 5	at STAN	0	0.0-0	0.0-0	0	0-0	0	0-0	0
Nov 12	ASU			Did Not Play					
Nov 19	at AZ			Did Not Play					
Nov 26	WASH			Did Not Play					
Dec 17	FS			Did Not Play					
TOTAL		1	0.0-0	0.0-0	0	0-0	0	0-0	0

Date	Opponent	TKL	TFL-Yds	Sack-Yds	FF	FR-Yds	PBU	INT-yds	TD
Sept 2	at TAMU	1	0.0-0	0.0-0	0	0-0	0	0-0	0
Sept 9	TTU	2	0.0-0	0.0-0	0	1-0	0	0-0	0
Sept 16	NMSU	2	0.0-0	0.0-0	0	0-0	0	0-0	0
Sept 23	at UMass	2	1.0-2	0.0-0	0	0-0	0	0-0	0
Sept 30	at WYO	0	0.0-0	0.0-0	0	0-0	0	0-0	0
Oct 14	SJSU	2	0.0-0	0.0-0	0	0-0	0	0-0	0
Oct 21	HAW	3	1.0-9	1.0-9	1	0-0	0	0-0	0
Oct 28	at NEV	3	0.5-0	0.0-0	0	0-0	0	0-0	0
Nov 4	UNLV	3	0.0-0	0.0-0	0	0-0	0	0-0	0
Nov 11	at BSU	3	0.5-1	0.0-0	0	0-0	1	0-0	0
Nov 18	at FS	0	0.0-0	0.0-0	0	0-0	1	0-0	0
Nov 24	USU	5	1.0-6	1.0-6	0	0-0	0	0-0	0
TOTAL		22	4.0-18	2.0-15	1	1-0	2	0-0	0

2024

Date	Opponent	TKL	TFL-Yds	Sack-Yds	FF	FR-Yds	PBU	INT-yds	TD
Aug 24	MONT ST								
Aug 31	at ARIZ								
Sept 14	at AUB								
Sept 21	FS								
Sept 28	at NMSU								
Oct 12	AFA								
Oct 19	at USU								
Oct 26	at CSU								
Nov 2	WYO								
Nov 9	at SDSU								
Nov 16	WSU								
Nov 30	at HAW								
TOTAL		0	0.0-0	0.0-0	0	0-0	0	0-0	0
WSU CAREER (11 gms)	1	0.0-0	0.0-0	0	0-0	0	0-0	0	0
CAREER	23	4.0-18	2.0-15	1	1-0	2	0-0	0	0

#17 - Okiki Olorunfunmi

2021 (Weber State)

Date	Opponent	TKL	TFL-Yds	Sack-Yds	FF	FR-Yds	PBU	INT-yds	TD
Sept 2	at UTAH	1	0.0-0	0.0-0	0	0-0	0	0-0	0
Sept 11	at DIXIE ST	1	0.0-0	0.0-0	0	0-0	0	0-0	0
Sept 18	JMU	0	0.0-0	0.0-0	0	0-0	0	0-0	0
Sept 25	UCD	0	0.0-0	0.0-0	0	0-0	0	0-0	0
Oct 2	at CP	1	0.5-3	0.5-3	0	0-0	0	0-0	0
Oct 15	MONT ST	0	0.0-0	0.0-0	0	0-0	0	0-0	0
Oct 23	at EWU	1	0.0-0	0.0-0	0	0-0	0	0-0	0
Oct 30	at IDST	2	0.0-0	0.0-0	0	0-0	0	0-0	0
Nov 6	PSU	1	0.0-0	0.0-0	0	0-0	0	0-0	0
Nov 13	at SUU	1	0.5-3	0.5-3	0	0-0	1	0-0	0
Nov 20	NO COLO	3	2.0-2	0.0-0	0	0-0	0	0-0	0
TOTAL		11	3.0-8	1.0-6	0	0-0	1	0-0	0

2022 (Weber State)

Date	Opponent	TKL	TFL-Yds	Sack-Yds	FF	FR-Yds	PBU	INT-yds	TD
Sept 1	WOU			Did Not Play					
Sept 10	at USU			Did Not Play					
Sept 17	UTAH TECH			Did Not Play					
Sept 24	at UCD			Did Not Play					
Oct 8	EWU			Did Not Play					
Oct 15	at PSU			Did Not Play					
Oct 22	at MONT ST			Did Not Play					
Oct 29	MONT			Did Not Play					
Nov 5	SAC ST	2	0.0-0	0.0-0	0	0-0	0	0-0	0
Nov 12	IDST			Did Not Play					
Nov 19	at NAU	1	0.0-0	0.0-0	0	0-0	0	0-0	0
Nov 26	NODAK			Did Not Play					
Dec 3	at MONT ST	2	1.0-9	1.0-9	0	0-0	0	0-0	0
TOTAL		5	1.0-9	1.0-9	0	0-0	0	0-0	0

2023 (Weber State)

Date	Opponent	TKL	TFL-Yds	Sack-Yds	FF	FR-Yds	PBU	INT-yds	TD
Aug 31	CWU	2	0.0-0	0.0-0	0	0-0	1	0-0	0
Sept 9	at UNI	1	0.0-0	0.0-0	0	0-0	0	0-0	0
Sept 16	at UTAH			Did Not Play					
Sept 23	MONT ST			Did Not Play					
Sept 30	at NO COLO			Did Not Play					
Oct 7	NAU			Did Not Play					
Oct 14	UCD			Did Not Play					
Oct 21	at EWU			Did Not Play					
Nov 4	at IDST			Did Not Play					
Nov 11	IDAHO			Did Not Play					
Nov 18	at CP			Did Not Play					
TOTAL		3	0.0-0	0.0-0	0	0-0	1	0-0	0

2024

Date	Opponent	TKL	TFL-Yds	Sack-Yds	FF	FR-Yds	PBU	INT-yds	TD
Aug 24	MONT ST								
Aug 31	at ARIZ								
Sept 14	at AUB								
Sept 21	FS								
Sept 28	at NMSU								
Oct 12	AFA								
Oct 19	at USU								
Oct 26	at CSU								
Nov 2	WYO								
Nov 9	at SDSU								
Nov 16	WSU								
Nov 30	at HAW								
TOTAL		0	0.0-0	0.0-0	0	0-0	0	0-0	0
WSU TOTALS (16 gms)	19	4.0-17	2.0-15	0	0-0	2	0-0	0	0
CAREER	19	4.0-17	2.0-15	0	0-0	2	0-0	0	0

#31 - Landon Williams

2023

Date	Opponent	TKL	TFL-Yds	Sack-Yds	FF	FR-Yds	PBU	INT-yds	TD
Sept 2	at TAMU			Did Not Play					
Sept 9	TTU	0	0.0-0	0.0-0	0	0-0	0	0-0	0
Sept 16	NMSU	0	0.0-0	0.0-0	0	0-0	0	0-0	0
Sept 23				Did Not Play					
Sept 30	at WYO	0	0.0-0	0.0-0	0	0-0	0	0-0	0
Oct 14	SJSU	0	0.0-0	0.0-0	0	0-0	0	0-0	0
Oct 21	HAW	0	0.0-0	0.0-0	0	0-0	0	0-0	0
Oct 28	at NEV	0	0.0-0	0.0-0	0	0-0	0	0-0	0
Nov 4	UNLV	0	0.0-0	0.0-0	0	0-0	0	0-0	0
Nov 11	at BSU	1	0.0-0	0.0-0	0	0-0	1	0-0	0
Nov 18	at FS	0	0.0-0	0.0-0	0	0-0	0	0-0	0
Nov 24	USU	0	0.0-0	0.0-0	0	0-0	0	0-0	0
TOTAL		1	0.0-0	0.0-0	0	0-0	0	0-0	0

2024

Date	Opponent	TKL	TFL-Yds	Sack-Yds	FF	FR-Yds	PBU	INT-yds	TD
Aug 24	MONT ST								
Aug 31	at ARIZ								
Sept 14	at AUB								
Sept 21	FS								
Sept 28	at NMSU								
Oct 12	AFA								
Oct 19	at USU								
Oct 26	at CSU								
Nov 2	WYO								
Nov 9	at SDSU								
Nov 16	WSU								
Nov 30	at HAW								
TOTAL		0	0.0-0	0.0-0	0	0-0	0	0-0	0
CAREER		1	0.0-0	0.0-0	0	0-0	0	0-0	0

#55 - Antoneo Harris, Jr.

2022 (Indiana State)

Date	Opponent	TKL	TFL-Yds	Sack-Yds	FF	FR-Yds	PBU	INT-yds	TD
Sept 1	NORTH ALA	0	0.0-0	0.0-0	0	0-0	1	0-0	0
Sept 10	at PURDUE	3	0.0-0	0.0-0	0	0-0	0	0-0	0
Sept 17	MONT								
Oct 1	at UNI								
Oct 8	NDSU	0	0.0-0	0.0-0	0	0-0	0	0-0	0
Oct 15	at YSU	0	0.0-0	0.0-0	0	0-0	0	0-0	0
Oct 22	ILL ST	0	0.0-0	0.0-0	0	0-0	0	0-0	0
Oct 29	at SDSU	0	0.0-0	0.0-0	0	0-0	0	0-0	0
Nov 5	NODAK	2	0.0-0	0.0-0	0	0-0	0	0-0	0
Nov 12	at WIU	0	0.0-0	0.0-0	0	0-0	1	0-0	0
Nov 19	MOST	0	0.0-0	0.0-0	0	0-0	0	0-0	0
TOTAL		5	0.0-0	0.0-0	0	0-0	2	0-0	0



#90 Max Elkman

2023

Date	Opponent	TKL	TFL-Yds	Sack-Yds	FF	FR-Yds	PBU	INT-yds	TD
Sept 2	at TAMU					Did Not Play			
Sept 9	TTU					Did Not Play			
Sept 16	NMSU					Did Not Play			
Sept 23	at UMASS					Did Not Play			
Sept 30	at WYO					Did Not Play			
Oct 14	SJSU					Did Not Play			
Oct 21	HAW					Did Not Play			
Oct 28	at NEV					Did Not Play			
Nov 4	UNLV					Did Not Play			
Nov 11	at BSU					Did Not Play			
Nov 18	at FS					Did Not Play			
Nov 24	USU					Did Not Play			
TOTAL		0	0.0-0	0.0-0	0	0-0	0	0-0	0

2024

Date	Opponent	TKL	TFL-Yds	Sack-Yds	FF	FR-Yds	PBU	INT-yds	TD
Aug 24	MONT ST								
Aug 31	at ARIZ								
Sept 14	at AUB								
Sept 21	FS								
Sept 28	at NMSU								
Oct 12	AFA								
Oct 19	at USU								
Oct 26	at CSU								
Nov 2	WYO								
Nov 9	at SDSU								
Nov 16	WSU								
Nov 30	at HAW								
TOTAL		0	0.0-0	0.0-0	0	0-0	0	0-0	0

Ja'Shon Lowery

2022

Date	Opponent	TKL	TFL-Yds	Sack-Yds	FF	FR-Yds	PBU	INT-yds	TD
Sept 3	MAINE	0	0.0-0	0.0-0	0	0-0	0	0-0	0
Sept 9	BSU					Did Not Play			
Sept 17	UTEP					Did Not Play			
Sept 24	at LSU					Did Not Play			
Sept 30	at UNLV					Did Not Play			
Oct 8	WYO					Did Not Play			
Oct 15	at NMSU					Did Not Play			
Oct 22	FS					Did Not Play			
Nov 5	at USU					Did Not Play			
Nov 12	at AFA					Did Not Play			
Nov 18	SDSU					Did Not Play			
Nov 25	at CSU					Did Not Play			
TOTAL		0	0.0-0	0.0-0	0	0-0	0	0-0	0

2023

Date	Opponent	TKL	TFL-Yds	Sack-Yds	FF	FR-Yds	PBU	INT-yds	TD
Sept 2	at TAMU	0	0.0-0	0.0-0	0	0-0	0	0-0	0
Sept 9	TTU	0	0.0-0	0.0-0	0	0-0	0	0-0	0
Sept 16	NMSU					Did Not Play			
Sept 23	at UMASS					Did Not Play			
Sept 30	at WYO					Did Not Play			
Oct 14	SJSU					Did Not Play			
Oct 21	HAW	5	0.0-0	0.0-0	0	0-0	0	0-0	0
Oct 28	at NEV	2	2.0-5	0.0-0	0	0-0	0	0-0	0
Nov 4	UNLV					Did Not Play			
Nov 11	at BSU					Did Not Play			
Nov 18	at FS					Did Not Play			
Nov 24	USU					Did Not Play			
TOTAL		7	2.0-5	0.0-0	0	0-0	0	0-0	0

2024

Date	Opponent	TKL	TFL-Yds	Sack-Yds	FF	FR-Yds	PBU	INT-yds	TD
Aug 24	MONT ST								
Aug 31	at ARIZ								
Sept 14	at AUB								
Sept 21	FS								
Sept 28	at NMSU								
Oct 12	AFA								
Oct 19	at USU								
Oct 26	at CSU								
Nov 2	WYO								
Nov 9	at SDSU								
Nov 16	WSU								
Nov 30	at HAW								
TOTAL		0	0.0-0	0.0-0	0	0-0	0	0-0	0
CAREER		7	2.0-5	0.0-0	0	0-0	0	0-0	0

#11 - Mihalis Santorineos

2023

Date	Opponent	TKL	TFL-Yds	Sack-Yds	FF	FR-Yds	PBU	INT-Yds	TD
Sept 2	at TAMU	0	0.0-0	0.0-0	0	0-0	0	0-0	0
Sept 9	TTU	4	1.0-9	1.0-9	0	0-0	0	0-0	0
Sept 16	NMSU	1	0.0-0	0.0-0	0	0-0	0	0-0	0
Sept 23	at UMASS	Did Not Play							
Sept 30	at WYO	0	0.0-0	0.0-0	0	0-0	0	0-0	0
Oct 14	SISU	0	0.0-0	0.0-0	0	0-0	0	0-0	0
Oct 21	HAW	4	0.0-0	0.0-0	0	0-0	0	0-0	0
Oct 28	at NEV	3	1.5-5	0.5-3	0	0-0	0	0-0	0
Nov 4	UNLV	2	0.0-0	0.0-0	0	0-0	0	0-0	0
Nov 11	at BSU	4	0.0-0	0.0-0	0	0-0	1	0-0	0
Nov 18	at FS	1	0.0-0	0.0-0	0	0-0	0	0-0	0
Nov 24	USU	1	0.0-0	0.0-0	0	0-0	0	0-0	0
TOTAL		20	2.5-14	1.5-12	0	0-0	0	0-0	0

2024

Date	Opponent	TKL	TFL-Yds	Sack-Yds	FF	FR-Yds	PBU	INT-yds	TD
Aug 24	MONT ST								
Aug 31	at ARIZ								
Sept 14	at AUB								
Sept 21	FS								
Sept 28	at NMSU								
Oct 12	AFA								
Oct 19	at USU								
Oct 26	at CSU								
Nov 2	WYO								
Nov 9	at SDSU								
Nov 16	WSU								
Nov 30	at HAW								
TOTAL		0	0.0-0	0.0-0	0	0-0	0	0-0	0
CAREER		20	2.5-14	1.5-12	0	0-0	0	0-0	0

#22 - Dimitri Johnson

2023

Date	Opponent	TKL	TFL-Yds	Sack-Yds	FF	FR-Yds	PBU	INT-Yds	TD
Sept 2	at TAMU	4	0.0-0	0.0-0	0	0-0	0	0-0	0
Sept 9	TTU	4	0.0-0	0.0-0	0	1-37	1	0-0	0
Sept 16	NMSU	2	0.0-0	0.0-0	0	0-0	0	0-0	0
Sept 23	at UMASS	6	0.5-1	0.0-0	1	0-0	0	0-0	0
Sept 30	at WYO	1	0.0-0	0.0-0	0	0-0	0	0-0	0
Oct 14	SJSU	1	0.0-0	0.0-0	0	0-0	0	0-0	0
Oct 21	HAW	6	0.0-0	0.0-0	0	1-0	1	0-0	0
Oct 28	at NEV	5	1.5-6	0.5-3	0	0-0	0	0-0	0
Nov 4	UNLV	5	0.0-0	0.0-0	0	0-0	1	0-0	0
Nov 11	at BSU	4	0.0-0	0.0-0	0	0-0	1	0-0	0
Nov 18	at FS	4	0.0-0	0.0-0	0	0-0	0	0-0	0
Nov 24	USU	6	0.0-0	0.0-0	0	0-0	1	0-0	0
TOTAL		47	2.0-7	0.5-3	1	2-37	4	0-0	0

2024

Date	Opponent	TKL	TFL-Yds	Sack-Yds	FF	FR-Yds	PBU	INT-Yds	TD
Aug 24	MONT ST								
Aug 31	at ARIZ								
Sept 14	at AUB								
Sept 21	FS								
Sept 28	at NMSU								
Oct 12	AFA								
Oct 19	at USU								
Oct 26	at CSU								
Nov 2	WYO								
Nov 9	at SDSU								
Nov 16	WSU								
Nov 30	at HAW								
TOTAL		0	0.0-0	0.0-0	0	0-0	0	0-0	0
CAREER		47	2.0-7	0.5-3	1	2-37	4	0-0	0

#24 - Jayden Wilson

2023

Date	Opponent	TKL	TFL-Yds	Sack-Yds	FF	FR-Yds	PBU	INT-Yds	TD
Sept 2	at TAMU	0	0.0-0	0.0-0	0	0-0	0	0-0	0
Sept 9	TTU	3	0.0-0	0.0-0	0	0-0	0	0-0	0
Sept 16	NMSU	0	0.0-0	0.0-0	0	0-0	0	0-0	0
Sept 23	at UMASS	1	0.0-0	0.0-0	0	0-0	0	0-0	0
Sept 30	at WYO	0	0.0-0	0.0-0	0	0-0	0	0-0	0
Oct 14	SISU	1	0.0-0	0.0-0	0	0-0	0	0-0	0
Oct 21	HAW	2	0.0-0	0.0-0	0	0-0	0	0-0	0
Oct 28	at NEV	2	0.0-0	0.0-0	0	0-0	0	0-0	0
Nov 4	UNLV	0	0.0-0	0.0-0	0	0-0	0	0-0	0
Nov 11	at BSU	0	0.0-0	0.0-0	0	0-0	1	0-0	0
Nov 18	at FS	1	0.0-0	0.0-0	0	0-0	0	0-0	0
Nov 24	USU	0	0.0-0	0.0-0	0	0-0	0	0-0	0
TOTAL		10	0.0-0	0.0-0	0	0-0	0	0-0	0

2024

Date	Opponent	TKL	TFL-Yds	Sack-Yds	FF	FR-Yds	PBU	INT-yds	TD
Aug 24	MONT ST								
Aug 31	at ARIZ								
Sept 14	at AUB								
Sept 21	FS								
Sept 28	at NMSU								
Oct 12	AFA								
Oct 19	at USU								
Oct 26	at CSU								
Nov 2	WYO								
Nov 9	at SDSU								
Nov 16	WSU								
Nov 30	at HAW								
TOTAL		0	0.0-0	0.0-0	0	0-0	0	0-0	0
CAREER		10	0.0-0	0.0-0	0	0-0	0	0-0	0

#33 - Randolph Kpai

2024

Date	Opponent	TKL	TFL-Yds	Sack-Yds	FF	FR-Yds	PBU	INT-yds	TD
Aug 24	MONT ST								
Aug 31	at ARIZ								
Sept 14	at AUB								
Sept 21	FS								
Sept 28	at NMSU								
Oct 12	AFA								
Oct 19	at USU								
Oct 26	at CSU								
Nov 2	WYO								
Nov 9	at SDSU								
Nov 16	WSU								
Nov 30	at HAW								
TOTAL		0	0.0-0	0.0-0	0	0-0	0	0-0	0

#37 - Lucas Lucero

2024

Date	Opponent	TKL	TFL-Yds	Sack-Yds	FF	FR-Yds	PBU	INT-yds	TD
Aug 24	MONT ST								
Aug 31	at ARIZ								
Sept 14	at AUB								
Sept 21	FS								
Sept 28	at NMSU								
Oct 12	AFA								
Oct 19	at USU								
Oct 26	at CSU								
Nov 2	WYO								
Nov 9	at SDSU								
Nov 16	WSU								
Nov 30	at HAW								
TOTAL		0	0.0-0	0.0-0	0	0-0	0	0-0	0

#41 - Tarik Austin Cave

2020 (Miami)

Date	Opponent	TKL	TFL-Yds	Sack-Yds	FF	FR-Yds	PBU	INT-Yds	TD
Sept 10	AUB	0	0.0-0	0.0-0	0	0-0	0	0-0	0
Sept 19	at L'VILLE	2	0.0-0	0.0-0	0	0-0	0	0-0	0
Sept 26	FSU		Did Not Play						
Oct 10	at CLEMSON	0	0.0-0	0.0-0	0	0-0	0	0-0	0
Oct 17	PITT	1	0.0-0	0.0-0	0	0-0	0	0-0	0
Oct 24	UVA	0	0.0-0	0.0-0	0	0-0	0	0-0	0
Nov 6	at NC STATE	0	0.0-0	0.0-0	0	0-0	0	0-0	0
Nov 14	at VA TECH		Did Not Play						
Dec 5	DUKE	3	0.0-0	0.0-0	0	0-0	0	0-0	0
Dec 12	UNC	0	0.0-0	0.0-0	0	0-0	0	0-0	0
Dec 19	GA TECH	1	0.0-0	0.0-0	0	0-0	0	0-0	0
TOTAL	7	7	0.0-0	0.0-0	0	0-0	0	0-0	0

2021 (Miami)

Date	Opponent	TKL	TFL-Yds	Sack-Yds	FF	FR-Yds	PBU	INT-Yds	TD
Sept 4	vs. BAMA					Did Not Play			
Sept 11	APP ST					Did Not Play			
Sept 18	MICH ST					Did Not Play			
Sept 25	CCSU	2	0.0-0	0.0-0	0	0-0	0	0-0	0
Sept 30	UVA	0	0.0-0	0.0-0	0	0-0	0	0-0	0
Oct 6	at UNC	0	0.0-0	0.0-0	0	0-0	0	0-0	0
Oct 23	NC STATE	0	0.0-0	0.0-0	0	0-0	0	0-0	0
Oct 30	at PITT	1	0.0-0	0.0-0	0	0-0	0	0-0	0
Nov 6	GA TECH	0	0.0-0	0.0-0	0	0-0	0	0-0	0
Nov 13	at FSU	0	0.0-0	0.0-0	0	0-0	0	0-0	0
Nov 20	VTU	2	0.0-0	0.0-0	0	0-0	0	0-0	0
Nov 27	at DUKE								
TOTAL		5	0.0-0	0.0-0	0	0-0	0	0-0	0

2022 (West Virginia)

Date	Opponent	TKL	TFL-Yds	Sack-Yds	FF	FR-Yds	PBU	INT-yds	TD
Sept 1	at PITT					Did Not Play			
Sept 10	KANSAS					Did Not Play			
Sept 17	TOWSON	0	0.0-0	0.0-0	0	0-0	0	0-0	0
Sept 22	at VA TECH	1	0.0-0	0.0-0	0	0-0	0	0-0	0
Oct 1	at TEXAS	0	0.0-0	0.0-0	0	0-0	0	0-0	0
Oct 13	BAYLOR	0	0.0-0	0.0-0	0	0-0	0	0-0	0
Oct 22	at TX TECH	0	0.0-0	0.0-0	0	0-0	0	0-0	0
Oct 29	TCU	0	0.0-0	0.0-0	0	0-0	0	0-0	0
Nov 5	at IOWA ST	0	0.0-0	0.0-0	0	0-0	0	0-0	0
Nov 12	OKLA	0	0.0-0	0.0-0	0	0-0	0	0-0	0
Nov 19	KSTATE	0	0.0-0	0.0-0	0	0-0	0	0-0	0
Nov 26	at OK STATE					Did Not Play			
TOTAL		1	0.0-0	0.0-0	0	0-0	0	0-0	0

2023 (West Virginia)

Date	Opponent	TKL	TFL-Yds	Sack-Yds	FF	FR-Yds	PBU	INT-Yds	TD
Sept 2	at PENN ST	0	0.0-0	0.0-0	0	0-0	0	0-0	0
Sept 9	DUQ'SNE				Did Not Play				
Sept 16	PITT				Did Not Play				
Sept 23	TX TECH				Did Not Play				
Sept 30	at TCU				Did Not Play				
Oct 12	at HOUSTON				Did Not Play				
Oct 21	OK STATE				Did Not Play				
Oct 28	at UCF				Did Not Play				
Nov 4	BYU				Did Not Play				
Nov 11	at OKLA	1	0.0-0	0.0-0	0	0-0	0	0-0	0
Nov 18	CINCY	2	0.5-1	0.0-0	0	0-0	0	0-0	0
Nov 25	at BAYLOR				Did Not Play				
Dec 27	vs. UNC				Did Not Play				
TOTAL		3	0.5-1	0.0-0	0	0-0	0	0-0	0

2024

Date	Opponent	TKL	TFL-Yds	Sack-Yds	FF	FR-Yds	PBU	INT-yds	TD
Aug 24	MONT ST								
Aug 31	at ARIZ								
Sept 14	at AUB								
Sept 21	FS								
Sept 28	at NMSU								
Oct 12	AFA								
Oct 19	at USU								
Oct 26	at CSU								
Nov 2	WYO								
Nov 9	at SDSU								
Nov 16	WSU								
Nov 30	at HAW								
MIA, (FL) TOTAL (17 gms)	12	0.0-0	0.0-0	0	0-0	0	0-0	0	
WVU TOTAL (12 gms)	4	0.5-1	0.0-0	0	0-0	0	0-0	0	
CAREER (29 gms)	16	0.5-1	0.0-0	0	0-0	0	0-0	0	
CAREER	0	0.0-0	0.0-0	0	0-0	0	0-0	0	

Hunter Haemaker

2022

Date	Opponent	TKL	TFL-Yds	Sack-Yds	FF	FR-Yds	PBU	INT-Yds	TD
Sept 3	MAINE					Did Not Play			
Sept 9	BSU					Did Not Play			
Sept 17	UTEP					Did Not Play			
Sept 24	at LSU					Did Not Play			
Sept 30	at UNLV					Did Not Play			
Oct 8	WYO	0	0.0-0	0.0-0	0	0-0	0	0-0	0
Oct 15	at NMSU	0	0.0-0	0.0-0	0	0-0	0	0-0	0
Oct 22	FS	0	0.0-0	0.0-0	0	0-0	0	0-0	0
Nov 5	at USU					Did Not Play			
Nov 12	at AFA	0	0.0-0	0.0-0	0	0-0	0	0-0	0
Nov 18	SDSU	0	0.0-0	0.0-0	0	0-0	0	0-0	0
Nov 25	at CSU	0	0.0-0	0.0-0	0	0-0	0	0-0	0
TOTAL		0	0.0-0	0.0-0	0	0-0	0	0-0	0

2023

Date	Opponent	TKL	TFL-Yds	Sack-Yds	FF	FR-Yds	PBU	INT-Yds	TD
Sept 2	atTAMU				Did Not Play				
Sept 9	TTU	0	0.0-0	0.0-0	0	0-0	0	0-0	0
Sept 16	NMSU				Did Not Play				
Sept 23	at UMASS	0	0.0-0	0.0-0	0	0-0	0	0-0	0
Sept 30	at WYO	0	0.0-0	0.0-0	0	0-0	0	0-0	0
Oct 14	SiSU				Did Not Play				
Oct 21	HAW	0	0.0-0	0.0-0	0	0-0	0	0-0	0
Oct 28	at NEV				Did Not Play				
Nov 4	UNLV				Did Not Play				
Nov 11	at BSU				Did Not Play				
Nov 18	at FS				Did Not Play				
Nov 24	USU				Did Not Play				
TOTAL		0	0.0-0	0.0-0	0	0-0	0	0-0	0





2023 (Auburn)

Date	Opponent	TKL	TFL-Yds	Sack-Yds	FF	FR-Yds	PBU	INT-yds	TD
Sept 2	UMASS	0	0.0-0	0.0-0	0	0-0	0	0-0	0
Sept 9	at CAL			Did Not Play					
Sept 16	SAMFORD	0	0.0-0	0.0-0	0	0-0	0	0-0	0
Sept 23	at TXA&M			Did Not Play					
Sept 30	UGA			Did Not Play					
Oct 14	at LSU			Did Not Play					
Oct 21	OLE MISS			Did Not Play					
Oct 28	MISS ST			Did Not Play					
Nov 4	at VANDY	0	0.0-0	0.0-0	0	0-0	0	0-0	0
Nov 11	at ARK			Did Not Play					
Nov 18	NMSU			Did Not Play					
Nov 25	BAMA			Did Not Play					
Dec 30	vs. M'LAND	0	0.0-0	0.0-0	0	0-0	0	0-0	0
TOTAL		0	0.0-0	0.0-0	0	0-0	0	0-0	0

2024

Date	Opponent	TKL	TFL-Yds	Sack-Yds	FF	FR-Yds	PBU	INT-yds	TD
Aug 24	MONT ST								
Aug 31	at ARIZ								
Sept 14	at AUB								
Sept 21	FS								
Sept 28	at NMSU								
Oct 12	AFA								
Oct 19	at USU								
Oct 26	at CSU								
Nov 2	WYO								
Nov 9	at SDSU								
Nov 16	WSU								
Nov 30	at HAW								
TOTAL		0	0.0-0	0.0-0	0	0-0	0	0-0	0
RC TOTALS (9 gms)	26	4.0-16	1.5-11	0	0-0	1	0-0	0	0
AUB TOTALS (9 gms)	3	0.5-1	0.0-0	0	0-0	0	0-0	0	0
CAREER	29	4.5-17	1.0-8	0	0-0	0	0-0	0	0

DL - Devin Brandt-Epps

2021 (Old Dominion)

Date	Opponent	TKL	TFL-Yds	Sack-Yds	FF	FR-Yds	PBU	INT-yds	TD
Sept 3	at WF	0	0.0-0	0.0-0	0	0-0	0	0-0	0
Sept 11	HAMPTON	2	1.0-5	0.0-0	0	0-0	0	0-0	0
Sept 18	at LIB	2	1.0-1	0.0-0	0	0-0	0	0-0	0
Sept 25	BUFF	3	0.0-0	0.0-0	0	0-0	0	0-0	0
Oct 2	at UTEP	4	0.5-1	0.0-0	0	0-0	0	0-0	0
Oct 9	at MARSH	2	0.5-0	0.0-0	0	0-0	0	0-0	0
Oct 16	WKU	0	0.0-0	0.0-0	0	0-0	0	0-0	0
Oct 30	LATECH	1	0.5-0	0.0-0	0	0-0	0	0-0	0
Nov 6	at FIU	3	0.0-0	0.0-0	0	0-0	0	0-0	0
Nov 13	FAU	2	0.5-0	0.0-0	0	0-0	1	0-0	0
Nov 20	at MTSU	0	0.0-0	0.0-0	0	0-0	0	0-0	0
Nov 27	CHAR	4	1.0-3	0.0-0	0	0-0	0	0-0	0
Dec 20	vs. TULSA	8	0.0-0	0.0-0	0	0-0	0	0-0	0
TOTAL	31	5.0-10	0.0-0	0	0-0	1	0-0	0	0

2022 (Old Dominion)

Date	Opponent	TKL	TFL-Yds	Sack-Yds	FF	FR-Yds	PBU	INT-yds	TD
Sept 2	VTECH	2	0.0-0	0.0-0	0	0-0	0	0-0	0
Sept 10	at ECU	5	1.0-4	1.0-4	0	0-0	0	0-0	0
Sept 17	at UVA	2	0.0-0	0.0-0	0	0-0	0	0-0	0
Sept 24	ARKST	5	2.0-10	1.5-9	0	0-0	0	0-0	0
Oct 1	LIB	5	0.0-0	0.0-0	0	0-0	1	0-0	0
Oct 15	at CCU	3	1.0-3	0.5-2	0	0-0	0	0-0	0
Oct 22	GSU	2	0.0-0	0.0-0	0	0-0	0	0-0	0
Oct 29	at GAST			Did Not Play					
Nov 5	MAR	8	0.5-0	0.0-0	0	0-0	0	0-0	0
Nov 12	JMU			Did Not Play					
Nov 19	at APPST			Did Not Play					
Nov 26	at USA	2	1.0-1	0.0-0	0	0-0	0	0-0	0
TOTAL	34	5.5-18	3.0-15	0	0-0	1	0-0	0	0

2023 (Old Dominion)

Date	Opponent	TKL	TFL-Yds	Sack-Yds	FF	FR-Yds	PBU	INT-yds	TD
Sept 2	at VTECH	3	0.0-0	0.0-0	0	0-0	0	0-0	0
Sept 9	LO'SANA	1	0.0-0	0.0-0	0	0-0	0	0-0	0
Sept 16	WF	1	0.0-0	0.0-0	0	0-0	2	0-0	0
Sept 23	TAM-COM	2	0.0-0	0.0-0	0	0-0	0	0-0	0
Sept 30	at MARSH	4	0.0-0	0.0-0	0	0-0	0	0-0	0
Oct 7	at SOMISS	7	0.0-0	0.0-0	0	0-0	0	0-0	0
Oct 21	APPST			Did Not Play					
Oct 28	at JMU	1	0.0-0	0.0-0	0	0-0	0	0-0	0
Nov 4	CCU	0	0.0-0	0.0-0	0	0-0	0	0-0	0
Nov 11	at LIB	0	0.0-0	0.0-0	0	0-0	0	0-0	0
Nov 18	at GASO			Did Not Play					
Nov 25	GAST			Did Not Play					
Dec 18	vs. WKU			Did Not Play					
TOTAL	19	0.0-0	0.0-0	0	0-0	2	0-0	0	0

2024

Date	Opponent	TKL	TFL-Yds	Sack-Yds	FF	FR-Yds	PBU	INT-yds	TD
Aug 24	MONT ST								
Aug 31	at ARIZ								
Sept 14	at AUB								
Sept 21	FS								
Sept 28	at NMSU								
Oct 12	AFA								
Oct 19	at USU								
Oct 26	at CSU								
Nov 2	WYO								
Nov 9	at SDSU								
Nov 16	WSU								
Nov 30	at HAW								
TOTAL		0	0.0-0	0.0-0	0	0-0	0	0-0	0
ODU TOTALS (31 gms)	84	10.5-28	3.0-15	0	0-0	4	0-0	0	0
CAREER	84	10.5-28	3.0-15	0	0-0	2	0-0	0	0

#99 - Bryce Santana

Date	Opponent	TKL	TFL-Yds	Sack-Yds	FF	FR-Yds	PBU	INT-yds	TD
Oct 24	at CSU			No Contest					
Oct 31	SJSU			Did Not Play					
Nov 7	at HAW			Did Not Play					
Nov 14	NEV			Did Not Play					
Nov 20	at AFA			Did Not Play					
Nov 26	at USU	2	0.0-0	0.0-0	0	0-0	0	0-0	0
Dec 5	WYO	0	0.0-0	0.0-0	0	0-0	0	0-0	0
Dec 12	FS	0	0.0-0	0.0-0	0	0-0	0	0-0	0
TOTAL	2	0.0-0	0.0-0	0	0-0	0	0-0	0	0

2021

Date	Opponent	TKL	TFL-Yds	Sack-Yds	FF	FR-Yds	PBU	INT-yds	TD
Sept 2	HBU	0	0.0-0	0.0-0	0	0-0	0	0-0	0
Sept. 11	NMSU			Did Not Play					
Sept. 18	at TAMU			Did Not Play					
Sept. 25	at UTEP	2	0.0-0	0.0-0	0	0-0	0	0-0	0
Oct 2	AFA	2	0.0-0	0.0-0	0	0-0	0	0-0	0
Oct 9	at SDSU			Did Not Play					
Oct 16	CSU			Did Not Play					
Oct 23	at WYO			Did Not Play					
Nov 6	UNLV			Did Not Play					
Nov 13	at FS	0	0.0-0	0.0-0	0	0-0	0	0-0	0
Nov 20	at BSU	0	0.0-0	0.0-0	0	0-0	0	0-0	0
Nov 26	USU	2	0.0-0	0.0-0	0	0-0	0	0-0	0
TOTAL	4	0.0-0	0.0-0	0	0-0	0	0-0	0	0

2022

Date	Opponent	TKL	TFL-Yds	Sack-Yds	FF	FR-Yds	PBU	INT-yds	TD
Sept 3	MAINE	1	0.5-3	0.5-3	0	0-0	0	0-0	0
Sept 9	BSU	0	0.0-0	0.0-0	0	0-0	0	0-0	0
Sept 17	UTEP	0	0.0-0	0.0-0	0	0-0	0	0-0	0
Sept 24	at LSU	4	1.0-1	1.0-1	1	1-0	1	0-0	0
Sept 30	at UNLV	1	0.0-0	0.0-0	0	0-0	0	0-0	0
Oct 8	WYO	1	0.0-0	0.0-0	0	0-0	0	0-0	0
Oct 15	at NMSU	1	0.0-0	0.0-0	0	0-0	0	0-0	0
Oct 22	FS	1	0.0-0	0.0-0	0	0-0	0	0-0	0
Nov 5	at USU	6	1.0-6	1.0-6	0	0-0	0	0-0	0
Nov 12	at AFA	2	0.0-0	0.0-0	0	0-0	0	0-0	0
Nov 18	SDSU	3	0.0-0	0.0-0	0	0-0	0	0-0	0
Nov 25	at CSU	4	0.5-4	0.5-4	0	0-0	0	0-0	0
TOTAL	24	3.0-14	3.0-14	1	1-0	1	0-0	0	0

2023

Date	Opponent	TKL	TFL-Yds	Sack-Yds	FF	FR-Yds	PBU	INT-yds	TD
Sept 2	at TAMU	0	0.0-0	0.0-0	0	0-0	0	0-0	0
Sept 9	TTU	0	0.0-0	0.0-0	0	0-0	0	0-0	0
Sept 16	NMSU	0	0.0-0	0.0-0	0	0-0	0	0-0	0
Sept 23	at UMSS	5	0.5-6	0.5-6	0	0-0	0	0-0	0
Sept 30	at WYO	3	0.0-0	0.0-0	0	0-0	0	0-0	0
Oct 14	SJSU	1	0.0-0	0.0-0	0	0-0	0	0-0	0
Oct 21	HAW	0	0.0-0	0.0-0	0	0-0	0	0-0	0
Oct 28	at NEV	0	0.0-0	0.0-0	0	0-0	0	0-0	0
Nov 4	UNLV	1	0.0-0	0.0-0	0	0-0	0	0-0	0
Nov 11	at BSU	0	0.0-0	0.0-0	0	0-0	1	0-0	0
Nov 18	at FS	1	0.0-0	0.0-0	0	0-0	0	0-0	0
Nov 24	USU	0	0.0-0	0.0-0	0	0-0	0	0-0	0
TOTAL	11	0.5-6	0.5-6	0	0-0	0	0-0	0	0

2024

Date	Opponent	TKL	TFL-Yds	Sack-Yds	FF	FR-Yds	PBU	INT-yds	TD
Aug 24	MONT ST								
Aug 31	at ARIZ								
Sept 14	at AUB								
Sept 21	FS								
Sept 28	at NMSU								
Oct 12	AFA								
Oct 19	at USU								
Oct 26	at CSU								
Nov 2	WYO								
Nov 9	at SDSU								
Nov 16	WSU								
Nov 30	at HAW								
TOTAL		0	0.0-0	0.0-0	0	0-0	0	0-0	0
CAREER		41	3.5-20	3.5-20	1	1-0	1	0-0	0

**2023 (USC)**

Date	Opponent	TKL	TFL-Yds	Sack-Yds	FF	FR-Yds	PBU	INT-yds	TD
Aug 26	SISU					Did Not Play			
Sept 2	NEV	3	1.0-7	1.0-7	0	0-0	0	0-0	0
Sept 9	STAN	1	0.0-0	0.0-0	0	0-0	0	0-0	0
Sept 23	at ASU	0	0.0-0	0.0-0	0	0-0	0	0-0	0
Sept 30	at COLO	3	1.5-7	1.0-5	0	0-0	0	0-0	0
Oct 7	ARIZ	2	1.0-3	0.0-0	0	0-0	0	0-0	0
Oct 14	at UND	0	0.0-0	0.0-0	0	0-0	0	0-0	0
Oct 21	UTAH	1	1.0-2	0.0-0	0	0-0	0	0-0	0
Oct 28	at CAL	2	0.5-1	0.0-0	0	0-0	0	0-0	0
Nov 4	WASH	0	0.0-0	0.0-0	0	0-0	0	0-0	0
Nov 11	at ORE					Did Not Play			
Nov 18	UCLA					Did Not Play			
Dec 27	vs LOUIS					Did Not Play			
TOTAL		12	5.0-20	1.5-12	0	0-0	0	0-0	0

2024

Date	Opponent	TKL	TFL-Yds	Sack-Yds	FF	FR-Yds	PBU	INT-yds	TD
Aug 24	MONT ST								
Aug 31	at ARIZ								
Sept 14	at AUB								
Sept 21	FS								
Sept 28	at NMSU								
Oct 12	AFA								
Oct 19	at USU								
Oct 26	at CSU								
Nov 2	WYO								
Nov 9	at SDSU								
Nov 16	WSU								
Nov 30	at HAW								
TOTAL		0	0.0-0	0.0-0	0	0-0	0	0-0	0
USC TOTALS (35 gms)	36	6.5-21	1.5-12	0	0-0	0	0	0-0	0
CAREER	36	6.5-21	1.5-12	0	0-0	0	0	0-0	0

P - #10 Aaron Rodriguez**2021**

Date	Opponent	No	Yds	Avg	Lg	Blkd	TB	FC	50+ i20
Sept. 2	HBV	7	298	42.6	51	0	0	2	1 2
Sept. 11	NMSU	3	121	40.3	58	0	1	0	1 1
Sept. 18	at TAMU	11	441	40.1	49	0	0	4	0 2
Sept. 25	at UTEP	7	370	52.6	61	0	1	0	5 1
Oct. 2	AFA	4	168	42.0	45	0	0	3	0 1
Oct. 9	at SDSU	9	362	40.2	50	0	0	7	1 2
Oct. 16	CSU	9	376	41.8	54	0	1	3	2 1
Oct. 23	at WYO	5	228	45.6	49	0	2	1	0 2
Nov. 6	UNLV	5	228	45.6	49	0	0	1	0 0
Nov. 13	at FS	6	247	41.2	49	0	0	4	0 1
Nov. 20	at BSU	7	298	42.6	46	2	1	4	0 2
Nov. 26	at USU	7	295	42.1	58	0	1	4	2 1
TOTAL	81	3466	42.8	61	2	7	33	12	16

2022

Date	Opponent	No	Yds	Avg	Lg	Blkd	TB	FC	50+ i20
Sept 3	MAINE	2	80	40.0	43	0	1	1	0 0
Sept 9	BSU	10	509	50.9	63	1	0	1	7 3
Sept 17	UTEP	6	264	44.0	52	0	1	2	2 3
Sept 24	at LSU	9	389	43.2	55	0	1	2	1 2
Sept 30	at UNLV	5	219	43.8	51	0	0	4	1 1
Oct 8	WYO	7	298	42.6	49	0	0	6	0 2
Oct 15	at NMSU	6	255	42.5	56	0	0	1	1 0
Oct 22	FS	7	358	51.1	60	0	1	2	4 2
Nov 5	at USU	7	221	31.6	42	0	0	2	0 3
Nov 12	at AFA	6	270	45.0	55	0	0	5	2 2
Nov 18	SDSU	7	276	39.4	51	0	0	4	1 3
Nov 25	at CSU	9	439	48.8	58	0	2	4	4 2
TOTAL	81	3578	44.2	63	1	6	34	23	23

2023

Date	Opponent	No	Yds	Avg	Lg	Blkd	TB	FC	50+ i20
Sept 2	at TAMU	6	225	37.5	50	0	0	2	1 1
Sept 9	TTU	2	92	46.0	53	0	0	1	1 1
Sept 16	NMSU	3	128	42.7	48	0	0	0	0 1
Sept 23	at UMass	5	188	37.6	51	0	0	2	1 2
Sept 30	at WYO	4	201	50.3	61	0	1	0	2 1
Oct 14	SJSU	6	278	46.3	59	1	0	3	3 3
Oct 21	HAW	3	161	53.7	60	0	0	1	2 2
Oct 28	at NEV	5	210	42.0	50	0	0	2	1 2
Nov 4	UNLV	6	270	45.0	53	0	0	2	3 1
Nov 11	at BSU	4	158	39.5	46	0	0	3	0 0
Nov 18	at FS	3	110	36.7	40	0	0	1	0 1
Nov 24	USU	5	183	36.6	46	0	0	2	0 3
TOTAL	52	2204	42.4	61	1	1	19	14	18

2024

Date	Opponent	No	Yds	Avg	Lg	Blkd	TB	FC	50+ i20
Aug 24	MONT ST								
Aug 31	at ARIZ								
Sept 14	at AUB								
Sept 21	FS								
Sept 28	at NMSU								
Oct 12	AFA								
Oct 19	at USU								
Oct 26	at CSU								
Nov 2	WYO								
Nov 9	at SDSU								
Nov 16	WSU								
Nov 30	at HAW								
TOTAL		0	0	0.0	0	0	0	0	0
CAREER		214	9258	43.3	63	4	14	86	49 57

#26 - K Luke Drzewiecki**2022**

Date	Opponent	FGM	FGA	LG	XPM	XPA	PTS	KO	YDS	AVG	TB	OB
Sept 3	MAINE								Did Not Play			
Sept 9	BSU	0	0	0	2	2	2	0	0	0.0	0	0
Sept 17	UTEP	1	3	37	2	2	5	0	0	0.0	0	0
Sept 24	at LSU								Did Not Play			
Sept 30	at UNLV								Did Not Play			
Oct 8	WYO								Did Not Play			
Oct 15	at NMSU	3	3	44	0	0	9	0	0	0.0	0	0
Oct 22	FS	3	3	33	0	0	9	0	0	0.0	0	0
Nov 5	at USU	1	2	31	1	1	4	0	0	0.0	0	0
Nov 12	at AFA	1	1	39	0	0	3	0	0	0.0	0	0
Nov 18	SDSU	1	1	39	1	1	4	0	0	0.0	0	0
Nov 25	at CSU	0	1	0	0	0	0	0	0	0.0	0	0
TOTAL		10	14	44	6	6	36	0	0	0.0	0	0

2023

Date	Opponent	FGM	FGA	LG	XPM	XPA	PTS	KO	YDS	AVG	TB	OB
Sept 2	at TAMU	1	1	27	1	1	4	3	136	45.3	0	0
Sept 9	TTU	0	0	-	8	8	8	7	450	64.3	4	0
Sept 16	NMSU	1	2	25	2	2	5	4	257	64.2	2	0
Sept 23	at UMass	0	0	-	4	4	4	5	264	52.8	0	0
Sept 30	at WYO	2	2	39	2	3	8	5	303	60.6	3	0
Oct 14	SJSU	1	1	41	3	3	6	5	306	61.2	2	0
Oct 21	HAW	0	0	-	6	6	6	7	447	63.9	5	0
Oct 28	at NEV	1	1	47	1	1	4	4	208	52.0	0	0
Nov 4	UNLV	0	1	-	2	2	2	3	195	65.0	2	0
Nov 11	at BSU	0	1	-	2	2	2	3	169	56.4	0	0
Nov 18	at FS	2	2	38	1	1	7	0	0	-	0	0
Nov 24	USU	2	3	22	5	5	11	6	302	50.3	2	0
TOTAL		10	14	47	37	38	67	52	3037	58.4	20	0

2024

Date	Opponent	FGM	FGA	LG	XPM	XPA	PTS	KO	YDS	AVG	TB	OB
Aug 24	MONT ST											
Aug 31	at ARIZ											
Sept 14	at AUB											
Sept 21	FS											
Sept 28	at NMSU											
Oct 12	AFA											
Oct 19	at USU											
Oct 26	at CSU											
Nov 2	WYO											
Nov 9	at SDSU											
Nov 16	WSU											
Nov 30	at HAW											
TOTAL		0	0	-	0	0	0	0	0	0.0	0	0
CAREER		20	28	47	43	44	103	52	3037	58.4	20	0

#35 K-P Charles Steinkamp**2023**

Date	Opponent	FGM	FGA	LG	XPM	XPA	PTS	KO	YDS	AVG	TB	OB
Sept 2	at TAMU								Did Not Play			
Sept 9	TTU	0	0	-	0	0	0	2	122	61.0	1	0
Sept 16	NMSU								Did Not Play			
Sept 23	at UMass								Did Not Play			
Sept 30	at WYO	0	0	-	0	0	0	0	0	---	0	0
Oct 14	SJSU								Did Not Play			
Oct 21	HAW								Did Not Play			
Oct 28	at NEV	0	0	-	0	0	0	0	0	---	0	0
Nov 4	UNLV								Did Not Play			
Nov 11	at BSU								Did Not Play			
Nov 18	at FS								Did Not Play			
Nov 24	USU								Did Not Play			
TOTAL		0	0	-	0	0	0	2	122	61.0	1	0



Montana State (0-0, 0-0 BSC)

Aug 24 New Mexico
 Aug 31 at Utah Tech
 Sept 7 Maine
 Sept 21 Mercyhurst
 Sept 28 *at Idaho State
 Oct 5 *Northern Colorado
 Oct 12 *Idaho
 Oct 19 *at Portland State
 Nov 2 *at Eastern Washington
 Nov 9 *Sacramento State
 Nov 16 *at UC Davis
 Nov 23 *Montana

New Mexico St. (0-0, 0-0 CUSA)

Aug 31 SE Missouri State
 Sept 7 *Liberty
 Sept 14 at Fresno State
 Sept 21 *at Sam Houston State
 Sept 28 New Mexico
 Oct 9 *at Jacksonville State
 Oct 15 *Louisiana Tech
 Oct 29 *at FIU
 Nov 9 *Western Kentucky
 Nov 16 at Texas A&M
 Nov 23 *at Middle Tennessee State
 Nov 30 *UTEP

Wyoming (0-0, 0-0 MW)

Aug 31 at Arizona State
 Sept 7 Idaho
 Sept 14 BYU
 Sept 21 at North Texas
 Sept 28 *at Air Force
 Oct 12 *San Diego State
 Oct 19 *at San Jose State
 Oct 26 *Utah State
 Nov 2 *at New Mexico
 Nov 15 *at Colorado State
 Nov 23 *Boise State
 Nov 30 at Washington State

Arizona (0-0, 0-0 Big XII)

Aug 31 New Mexico
 Sept 7 Northern Arizona
 Sept 13 at Kansas State
 Sept 28 *at Utah
 Oct 5 *Texas Tech
 Oct 12 *at BYU
 Oct 19 *Colorado
 Oct 26 *West Virginia
 Nov 2 *at UCF
 Nov 15 *Houston
 Nov 23 *at TCU
 Nov 30 *Arizona State

Air Force (0-0, 0-0 MW)

Aug 31 Merrimack
 Sept 7 *San Jose State
 Sept 14 at Baylor
 Sept 28 *at Wyoming
 Oct 5 Navy
 Oct 12 *at New Mexico
 Oct 19 *Colorado State
 Nov 2 at Army
 Nov 9 *Fresno State
 Nov 16 Oregon State
 Nov 23 *at Nevada
 Nov 30 *at San Diego State

San Diego State (0-0, 0-0 MW)

Aug 31 Texas A&M-Commerce
 Sept 7 Oregon State
 Sept 14 at California
 Sept 28 at Central Michigan
 Oct 5 *Hawai'i
 Oct 12 *at Wyoming
 Oct 26 Washington State
 Nov 1 *at Boise State
 Nov 8 *New Mexico
 Nov 16 *at UNLV
 Nov 23 *at Utah State
 Nov 30 *Air Force

Auburn (0-0, 0-0 SEC)

Aug 31 Alabama A&M
 Sept 7 California
 Sept 14 New Mexico
 Sept 21 *Arkansas
 Sept 28 *Oklahoma
 Oct 5 *at Georgia
 Oct 19 *at Missouri
 Oct 26 *at Kentucky
 Nov 2 *Vanderbilt
 Nov 16 ULM
 Nov 23 *Texas A&M
 Nov 30 *at Alabama

Utah State (0-0, 0-0 MW)

Aug 31 Robert Morris
 Sept 7 at USC
 Sept 14 Utah
 Sept 21 at Temple
 Oct 5 *at Boise State
 Oct 11 *UNLV
 Oct 19 *New Mexico
 Oct 26 *at Wyoming
 Nov 9 at Washington State
 Nov 16 *Hawai'i
 Nov 23 *San Diego State
 Nov 29 *at Colorado State

Washington State (0-0)

Aug 31 Portland State
 Sept 7 Texas Tech
 Sept 14 vs. Washington
 Sept 20 San Jose State
 Sept 28 at Boise State
 Oct 12 at Fresno State
 Oct 19 Hawai'i
 Oct 26 at San Diego State
 Nov 9 Utah State
 Nov 16 at New Mexico
 Nov 23 at Oregon State
 Nov 30 Wyoming

Fresno State (0-0, 0-0 MW)

Aug 31 at Michigan
 Sept 7 Sacramento State
 Sept 14 New Mexico State
 Sept 21 *at New Mexico
 Sept 28 *at UNLV
 Oct 12 Washington State
 Oct 18 *at Nevada
 Oct 26 *San Jose State
 Nov 2 *Hawai'i
 Nov 9 *at Air Force
 Nov 23 *Colorado State
 Nov 30 at UCLA

Colorado State (0-0, 0-0 MW)

Aug 31 at Texas
 Sept 7 Northern Colorado
 Sept 14 Colorado
 Sept 21 UTEP
 Oct 5 at Oregon State
 Oct 12 *San Jose State
 Oct 19 *at Air Force
 Oct 26 *New Mexico
 Nov 2 *at Nevada
 Nov 15 *Wyoming
 Nov 23 *at Fresno State
 Nov 29 *Utah State

Hawai'i (0-0, 0-0 MW)

Aug 24 Delaware State
 Aug 31 UCLA
 Sept 14 at Sam Houston State
 Sept 21 Northern Iowa
 Oct 5 *at San Diego State
 Oct 12 *Boise State
 Oct 19 at Washington State
 Oct 26 *Nevada
 Nov 2 *at Fresno State
 Nov 9 *UNLV
 Nov 16 *at Utah State
 Nov 30 *New Mexico



Bronco Mendenhall

Head Coach

Oregon State, 1987

American Fork, Utah



Winningest Active FBS Head Coaches - Wins

Pl.	Coach	Current School	Wins
1.	Mack Brown	North Carolina	276
2.	Kirk Ferentz	Iowa	196
3.	Dabo Swinney	Clemson	170
4.	Mike Gundy	Oklahoma State	166
	Brian Kelly	LSU	166
6.	Kyle Whittingham	Utah	162
7.	Bronco Mendenhall	New Mexico	135
8.	Troy Calhoun	Air Force	130
9.	Rich Rodriguez	Jacksonville State	127
10.	Bret Bielema	Illinois	115

Winningest All-Time MW Head Coaches - Wins

(minimum one full season)

Pl.	Coach	Current School	Wins
1.	Rocky Long	UNM, SDSU 1999-08, 11-19	91
2.	Troy Calhoun	Air Force 2007-	77
3.	Gary Patterson	TCU 2005-11	48
4.	Bryan Harsin	Boise State 2014-20	45
5.	Bronco Mendenhall	BYU, UNM 2005-10, 24-	39
6.	Sonny Lubick	Colorado State 1999-07	37
	Craig Bohl	Wyoming 2014-23	37
8.	Kyle Whittingham	Utah 2005-10	35
9.	Matt Wells	Utah State 2013-18	30
10.	Jay Norvell	NEV, CSU 2017-21, 22-	29

All-Time Winningest MW Head Coaches - MW Win %

(minimum one full season)

Pl.	Coach	Team(s)	Tenure	MW W-L	.PCT
1.	Urban Meyer	Utah	2003-04	13-1	.929
2.	Gary Patterson	TCU	2005-11	48-7	.873
3.	Bryan Harsin	Boise State	2014-20	45-8	.849
4.	Chris Petersen	Boise State	2011-13	19-4	.826
5.	Bronco Mendenhall	BYU, UNM	2005-10, 24-	39-9	.813
6.	Andy Avalos	Boise State	2021-23	17-5	.773
7.	Kyle Whittingham	Utah	2005-10	35-13	.729
8.	Jeff Tedford	Fresno State	2017-19, 22-	27-13	.675
9.	Kalen DeBoer	Fresno State	2020-21	9-5	.643
	LaVell Edwards	BYU	1999-00	9-5	.643

Bronco Mendenhall, a 17-year veteran head coach who has twice turned around struggling programs, joined the Lobo Family on Dec. 6, 2023 when he was named the 33rd head football coach at The University of New Mexico. The announcement was made by Vice President/Director of Athletics Eddie Nuñez. Mendenhall is no stranger to Albuquerque or The University of New Mexico, having served as defensive coordinator and associate head coach for the Lobos under Rocky Long from 1998-2002.

Mendenhall, 57, served as the head coach at former Mountain West rival BYU for 11 years and at Virginia for six, both times inheriting programs that were coming off a string of losing seasons and turning both into consistent winners.

After leaving UNM in 2002, Mendenhall spent two seasons as the defensive coordinator for BYU under Gary Crowton before being elevated to the head coaching position in 2005. In his first season at the helm of the Cougars, Mendenhall led BYU to a 6-6 record, returning BYU to a bowl game for the first time since 2001, losing 35-28 in the Las Vegas Bowl to California.

Mendenhall enamored himself to the Cougar fan base in that first season by returning the traditional "Y" to the team's helmets and more traditional uniforms. That opening season with BYU in 2005 would be his only non-winning season, as the Cougars reeled off double-digit wins four consecutive years from 2006-09, winning a pair of Mountain West titles as BYU would play in bowl games in all 11 of his seasons in Provo.

In 2006 and 2007, BYU went 11-2 each season and a perfect 8-0 in the Mountain West, finishing the 2006 season ranked No. 15 in the final AP Poll and No. 16 in the final Coaches Poll. In 2007, BYU finished 14th in both polls. The 2006 squad won its final 10 games including a 33-31 win over rival Utah to end a four-year winning streak for the Utes, a game in which BYU threw an 11-yard touchdown pass with no time left. Mendenhall was named Mountain West Coach of the Year as well as the Region 5 Coach of the Year by the AFCA.

In 2007, BYU again finished the season off with 10 consecutive wins, and by the time of season's end, it was the nation's longest winning streak. The Cougars again won the Las Vegas Bowl and this time they were able to exact some revenge with a 17-16 win over UCLA after the Bruins won the regular season matchup 27-17. The BYU defense finished 10th nationally, and overall BYU allowed 16 or fewer points in eight of the team's 13 games.

The 2008 Cougars again won double-digit games, going 10-3, and Mendenhall became the first Cougar coach to ever go unbeaten at home over three consecutive seasons. BYU opened the season 6-0 to run its winning streak to 16 straight, moving as high as No. 7 in the polls after a 21-3 win over New Mexico in Provo. BYU again played in the Las Vegas Bowl, and three Cougars earned Academic All-America honors, a program first.

The following season in 2009, BYU went 11-2, going 7-1 in the Mountain West and 3-1 against nationally-ranked foes. Included in that was a season-opening 14-13 neutral site win over No. 3 Oklahoma State in Arlington, Texas. Once again the Cougars excelled on the field and in the classroom. Two more Cougars earned Academic All-America honors while quarterback Max Hall threw for 3,560 yards. Running back Harvey Unga rushed for 1,087 yards and tight end Dennis Pitta earned All-America honors as he broke the NCAA record for most career receiving yards by a tight end.

In 2010, Mendenhall took over as defensive coordinator after a 2-5 start and BYU won five of its final six games. That season culminated in a 52-24 thrashing of UTEP in the Gildan New Mexico Bowl, making Mendenhall a perfect 4-0 inside University Stadium.

Mendenhall led the Cougars into the uncharted territory of football independence from 2011-15, starting with another double-digit win season in 2011 as BYU went 10-3, winning a third-straight bowl game. The Cougars finished 22nd nationally in points allowed per game at 20.4, and BYU won nine of its last 10 including a come-from-behind win over Tulsa 27-24 in the Armed Forces Bowl. The Cougars finished the season ranked No. 25 in the Coaches Poll, giving BYU five seasons under Mendenhall in the final rankings.

The Cougars reeled off three straight 8-5 seasons under challenging schedules that saw BYU face off, and beat, the likes of No. 15 Texas (40-21 and 41-7), Boise State (37-20), Georgia Tech (38-20 and 41-17), Cal (42-35) and Washington State (30-6). BYU made it 10 straight seasons of bowl games as BYU earned bids to the Poinsettia Bowl in 2012, beating former conference foe San Diego State 23-6. BYU also faced off with Washington in the 2013 Fight Hunger Bowl and with Memphis in the 2014 Miami Beach Bowl.

In 2015, his final season with the Cougars, Mendenhall led BYU to a 9-3 record that included wins over No. 20 Boise State 35-24 and a season-opening win at Nebraska 33-28. The Cougars also won seven of their final eight games to finish off the regular season before facing Utah in the Royal Purple Las Vegas Bowl.

After stepping down from BYU, Mendenhall took over the Virginia Cavaliers, who were suffering through four straight losing seasons. It took Mendenhall two seasons to get the Cavs back to a bowl game for the first time in six years as his 2017 team went 6-6 in the regular season, earning an invitation to the Military Bowl Presented by Northrop Grumman. He also continued to win games against ranked opponents, beating Boise State 42-23 in Boise, and he continued to win rivalry games, defeating North Carolina in "The South's Oldest Rivalry" for the first time in eight years.



His next two seasons saw Virginia go 8-5 in 2018 and 9-5 in 2019. The 2018 squad again won the "South's Oldest Rivalry" and Virginia picked up another ranked win, beating No. 16 Miami 16-13. Virginia was invited to the Belk Bowl, where Mendenhall's Cavs shut out South Carolina of the SEC 28-0.

In 2019, Virginia went 9-3 and won the ACC's Coastal Division with a 6-2 mark, playing Clemson for the ACC title. The Cavs went unbeaten at home and defeated Virginia Tech for the first time in 15 years, earning a New Year's Six Bowl appearance against Florida in the Capital One Orange Bowl. The Cavs finished the year ranked No. 25 in the final Coaches Poll, and defense was again a calling card as the Cavs had three players record double-digit TFLs.

Mendenhall navigated Virginia to a 5-5 mark over the abbreviated 2020 COVID season, passing up a bowl opportunity. The squad did pick up another ranked win with Virginia winning 44-41 over No. 13 North Carolina. In 2021, the Cavs went 6-6, finishing third nationally in total offense and 24th in scoring offense before Mendenhall stepped away from coaching. It marked the 16th time in 17

seasons as a head coach that his team was bowl eligible.

The Alpine, Utah native got his start in the coaching world at Oregon State as a graduate assistant after finishing a two-year playing career there as a defensive back in 1986 and 1987. His two years with Oregon State saw Mendenhall assist with the defensive line. He moved to the junior college ranks with the highly successful Snow College program, serving as the defensive coordinator and defensive backs coach in 1991 and 1992. He then spent two years at Northern Arizona (one as co-defensive coordinator) before returning to Oregon State in 1995 as a defensive line coach. In 1996, he served as the Beavers' defensive coordinator and defensive backs coach.

After a season at Louisiana Tech in 1997, he came to Albuquerque to serve as Rocky Long's first defensive coordinator, coaching five seasons from 1998-2002. UNM's defense excelled under Mendenhall, earning a quick reputation as a hard-nosed, hard-hitting unit led by safety Brian Urlacher, whom Mendenhall served as position coach for two seasons.

In his first seasons as defensive coordina-

tor, the Lobos had six players earn first team All-Mountain West honors and Brandon Ratcliff was co-Mountain West Freshman of the Year. Under Mendenhall, Urlacher was twice an All-American and Nick Speegle earned Freshman All-America honors as well.

Over his time with UNM, the Lobos improved from just three wins in 1998 to seven wins and an invitation to the Las Vegas Bowl in 2002. In the Lobos' 27-13 loss against UCLA in the Las Vegas Bowl, the Mendenhall-led defense held the Bruins to a season-low 167 yards.

Under Mendenhall, the Lobos led the Mountain West in rushing defense for three straight seasons. In 2001, New Mexico gave up just 87.4 yards per game over the season. In his final season in Albuquerque, Mendenhall led the Lobos to a top ranking against league opponents in total defense, allowing just 316.4 yards per game. The Lobos also led the MWC in sacks in the 2000 and 2002 seasons, totaling 46 and 38, respectively.

Mendenhall and his wife, Holly, have three sons, Raeder, Breaker and Cutter.

Bronco Mendenhall vs. All Opponents Collegiate Coaching Record

Team	OVERALL		HOME		ROAD		NEUTRAL		Team	OVERALL		HOME		ROAD		NEUTRAL	
	W	L	W	L	W	L	W	L		W	L	W	L	W	L	W	L
Abilene Christian	1	0	1	0	0	0	0	0	New Mexico	6	0	3	0	3	0	0	0
Air Force	5	1	3	0	2	1	0	0	New Mexico State	2	1	1	1	1	0	0	0
Arizona	1	2	1	0	0	1	0	1	North Carolina	4	2	2	1	2	1	0	0
Auburn	0	0	0	0	0	0	0	0	North Carolina State	0	1	0	0	0	1	0	0
Boise State	3	2	2	0	1	2	0	0	Northern Iowa	1	0	1	0	0	0	0	0
Boston College	1	3	1	2	0	1	0	0	Notre Dame	0	5	0	1	0	4	0	0
BYU	0	1	0	0	0	1	0	0	Ohio	1	0	1	0	0	0	0	0
California	1	1	0	0	1	0	0	1	Oklahoma	1	0	0	0	0	0	1	0
Central Michigan	1	0	1	0	0	0	0	0	Old Dominion	1	0	1	0	0	0	0	0
Cincinnati	1	0	1	0	0	0	0	0	Oregon	1	1	0	0	0	1	1	0
Clemson	0	2	0	0	0	1	0	1	Oregon State	2	1	0	1	1	0	1	0
Colorado State	6	0	3	0	3	0	0	0	Pittsburgh	1	4	0	2	1	2	0	0
Connecticut	3	1	2	0	1	1	0	0	Richmond	1	1	1	1	0	0	0	0
Duke	6	0	4	0	2	0	0	0	San Diego State	6	1	3	0	3	1	0	0
East Carolina	1	0	1	0	0	0	0	0	San Jose State	2	1	1	0	1	1	0	0
Eastern Illinois	1	0	1	0	0	0	0	0	Savannah State	1	0	1	0	0	0	0	0
Eastern Washington	1	0	1	0	0	0	0	0	South Carolina	1	0	0	0	0	0	1	0
Florida	0	1	0	0	0	0	0	1	TCU	2	5	1	2	1	2	0	1
Florida State	1	2	1	1	0	1	0	0	Texas	2	1	1	0	1	1	0	0
Fresno State	1	0	1	0	0	0	0	0	Tulane	1	0	0	0	1	0	0	0
Georgia Tech	5	2	4	0	1	2	0	0	Tulsa	2	1	1	0	0	1	1	0
Hawai'i	2	0	1	0	1	0	0	0	UCF	1	1	1	0	0	1	0	0
Houston	2	0	1	0	1	0	0	0	UCLA	2	2	1	0	0	2	1	0
Idaho	2	0	2	0	0	0	0	0	UNLV	7	0	4	0	3	0	0	0
Idaho State	2	0	2	0	0	0	0	0	Utah	3	7	2	3	1	3	0	1
Illinois	1	0	1	0	0	0	0	0	Utah State	7	2	4	1	3	1	0	0
Indiana	0	2	0	1	0	1	0	0	UTEP	1	0	0	0	0	0	1	0
Liberty	2	0	2	0	0	0	0	0	Virginia	1	1	1	0	0	1	0	0
Louisville	3	3	2	1	1	2	0	0	Virginia Tech	1	5	1	2	0	3	0	0
Memphis	0	1	0	0	0	0	0	1	Wagner	1	0	1	0	0	0	0	0
Miami	2	4	1	1	1	3	0	0	Wake Forest	0	3	0	1	0	2	0	0
Michigan	0	1	0	0	0	1	0	0	Washington	2	1	1	0	1	0	0	1
Middle Tennessee State	2	0	1	0	1	0	0	0	Washington State	1	0	1	0	0	0	0	0
Mississippi	1	0	0	0	1	0	0	0	Weber State	1	0	1	0	0	0	0	0
Missouri	0	1	0	0	0	1	0	0	William & Mary	3	0	3	0	0	0	0	0
Montana State	0	0	0	0	0	0	0	0	Wisconsin	0	1	0	0	0	1	0	0
Navy	0	1	0	0	0	0	0	1	Wyoming	6	0	3	0	3	0	0	0
Nebraska	1	0	0	0	1	0	0	0	TOTAL	135	81	83	24	45	48	7	9
Nevada	1	2	0	2	1	0	0	0									



Bronco Mendenhall's All-Time Record When...

RECORD WHEN	'05	'06	'07	'08	'09	'10	'11	'12	'13	'14	'15	'16	'17	'18	'19	'20	'21	'24	OVERALL
Leading after 1st quarter	3-2	10-2	8-0	7-0	6-0	6-2	6-1	5-0	6-0	7-1	3-1	1-3	2-1	6-2	6-1	3-1	4-2	0-0	89-19
Trailing after 1st quarter	1-3	0-0	1-2	1-3	2-2	1-4	3-2	1-4	2-4	1-3	3-3	1-5	0-4	0-1	1-3	2-3	1-4	0-0	21-50
Tied after 1st quarter	2-1	1-0	2-0	2-0	3-0	0-0	1-0	2-1	0-1	0-1	3-0	0-2	4-2	2-2	2-1	0-1	1-0	0-0	25-12
Leading at halftime	5-1	11-2	11-1	6-0	10-0	6-1	4-1	6-1	6-1	5-2	5-2	2-3	4-1	8-2	3-2	5-0	6-3	0-0	103-23
Trailing at halftime	1-5	0-0	0-1	1-3	1-2	1-5	5-2	2-2	2-4	2-3	3-2	0-7	1-6	0-3	5-3	0-4	0-3	0-0	24-55
Tied at halftime	0-0	0-0	0-0	3-0	0-0	0-0	1-0	0-2	0-0	1-0	1-0	0-0	1-0	0-0	1-0	0-1	0-0	0-0	8-3
Leading after 3rd quarter	5-1	10-0	10-0	7-0	10-0	7-2	7-1	7-1	6-0	7-4	4-2	2-3	5-0	8-1	4-0	4-0	5-1	0-0	108-16
Trailing after 3rd quarter	1-5	1-2	0-2	1-3	1-2	0-4	2-2	1-3	1-5	1-1	4-2	0-7	0-7	0-4	5-4	1-5	1-4	0-0	20-62
Tied after 3rd quarter	0-0	0-0	1-0	2-0	0-0	0-0	1-0	0-1	1-0	0-0	1-0	0-0	1-0	0-0	0-1	0-0	0-1	0-0	7-3
SCHEDULE BREAKDOWN	'05	'06	'07	'08	'09	'10	'11	'12	'13	'14	'15	'16	'17	'18	'19	'20	'21	'24	OVERALL
Overall	6-6	11-2	11-2	10-3	11-2	7-6	10-3	8-5	8-5	8-5	9-4	2-10	6-7	8-5	9-5	5-5	6-6	0-0	135-81
August	0-0	0-0	0-0	1-0	0-0	0-0	0-0	1-0	0-1	1-0	0-0	0-0	0-0	0-0	1-0	0-0	0-0	0-0	4-1
September	1-2	3-2	3-2	3-0	3-1	1-3	3-2	2-2	2-1	3-0	2-2	1-3	3-1	3-2	3-1	1-0	3-2	0-0	40-26
October	3-2	3-0	2-0	3-1	3-1	2-2	3-1	2-2	4-0	0-4	4-0	1-3	2-2	3-0	1-2	1-4	3-1	0-0	40-25
November	2-1	4-0	4-0	3-1	4-0	3-1	2-0	2-1	2-2	4-0	3-1	0-4	1-3	1-3	4-0	2-0	0-3	0-0	41-20
December	0-1	1-0	2-0	0-1	1-0	1-0	2-0	1-0	0-1	0-1	0-1	0-0	0-1	1-0	0-2	1-1	0-0	0-0	10-9
CONFERENCE GAMES	'05	'06	'07	'08	'09	'10	'11	'12	'13	'14	'15	'16	'17	'18	'19	'20	'21	'24	OVERALL
Home	3-1	4-0	4-0	4-0	3-1	4-0	0-0	0-0	0-0	0-0	0-0	0-4	2-2	2-1	4-0	4-1	2-2	0-0	36-12
Road	2-2	4-0	4-0	2-2	4-0	1-3	0-0	0-0	0-0	0-0	0-0	1-3	1-3	1-3	2-2	0-4	2-2	0-0	24-24
Neutral	0-0	0-0	0-0	0-0	0-0	0-0	0-0	0-0	0-0	0-0	0-0	0-0	0-0	1-0	0-0	0-0	0-0	0-0	1-0
NON-CONFERENCE GAMES	'05	'06	'07	'08	'09	'10	'11	'12	'13	'14	'15	'16	'17	'18	'19	'20	'21	'24	OVERALL
Home	1-1	2-0	2-0	2-0	1-1	1-1	6-1	5-1	5-1	4-2	6-0	1-1	2-1	2-0	3-0	1-0	2-1	0-0	46-11
Road	0-1	0-2	0-2	2-0	1-0	0-2	3-2	2-4	3-3	4-2	3-2	0-2	1-0	1-1	0-1	0-0	0-1	0-0	20-25
Neutral	0-1	1-0	1-0	0-1	2-0	1-0	1-0	1-0	0-1	0-1	0-2	0-0	0-1	1-0	0-2	0-0	0-0	0-0	8-9
MISCELLANEOUS	'05	'06	'07	'08	'09	'10	'11	'12	'13	'14	'15	'16	'17	'18	'19	'20	'21	'24	OVERALL
Games Decided by a TD or less (8 pts)	1-3	1-2	4-1	3-0	3-0	2-1	4-1	1-3	2-2	3-3	3-3	0-3	3-0	1-3	3-2	1-1	3-1	0-0	38-29
Games Decided by a FG or less (3 pts)	1-1	1-1	1-0	2-0	2-0	1-1	3-1	1-3	1-1	0-0	1-2	0-1	0-0	1-2	0-0	1-0	2-0	0-0	18-13
Games Played on Grass	4-4	7-2	7-1	6-2	6-2	6-3	7-2	7-2	5-3	4-3	6-2	2-7	5-5	6-1	9-4	5-5	6-6	0-0	98-54
Games Played on Turf	2-2	4-0	4-1	4-1	5-0	1-3	3-1	1-3	3-2	4-2	3-2	0-3	1-2	2-4	0-1	0-0	0-0	0-0	37-27
Day Games (start before 5 pm)	4-4	8-1	7-1	9-1	7-1	6-5	4-0	3-2	3-3	4-1	4-2	2-9	5-6	6-3	4-1	4-2	3-2	0-0	83-44
Night Games (start 5 pm or later)	2-2	3-1	4-1	1-2	4-2	1-1	6-3	5-3	5-2	4-4	5-2	0-1	1-1	2-2	5-3	1-3	3-4	0-0	52-37
vs. Ranked	0-4	2-1	0-1	0-2	3-1	0-2	0-1	0-0	1-1	1-0	0-1	0-3	0-2	1-0	1-3	1-2	0-4	0-0	10-28
Overtime	0-2	0-1	0-0	0-0	1-0	0-0	0-0	0-0	0-0	0-2	0-0	0-0	0-0	0-2	0-0	0-0	0-0	0-0	1-7
(Single OT)	0-2	0-0	0-0	0-0	1-0	0-0	0-0	0-0	0-0	0-1	0-0	0-0	0-0	0-2	0-0	0-0	0-0	0-0	1-5
(Double OT)	0-0	0-1	0-0	0-0	0-0	0-0	0-0	0-0	0-0	0-1	0-0	0-0	0-0	0-0	0-0	0-0	0-0	0-0	0-2



New Mexico Offensive Drives

at Texas A&M

Q.	Time	Starting YL	PI-Yds	QB	Time	Result
1st	14:55	UNM 17	10-42	Hopkins	6:46	Punt
	5:00	UNM 25	5-2	Hopkins	3:30	Punt
	2nd 14:47	UNM 12	6-88	Hopkins	4:15	TD
2nd	8:03	UNM 25	3-0	Hopkins	0:31	Punt
	5:23	UNM 21	3-(-7)	Hopkins	1:56	Int
	1:27	UNM 25	4-8	Hopkins	0:44	Punt
3rd	13:18	UNM 38	12-52	Hopkins	7:09	FG
	2:26	UNM 6	6-18	Hopkins	3:22	Punt
	4th 12:55	UNM 34	3-(-4)	Hopkins	1:43	Punt
4th	7:29	UNM 20	7-42	Tabscott	2:47	Downs
	1:02	UNM 20	2-8	Tabscott	1:02	Game

Tennessee Tech

Q.	Time	Starting YL	PI-Yds	QB	Time	Result
1st	14:55	UNM 13	10-87	Hopkins	5:43	TD
	2:17	UNM 35	3-6	Hopkins	1:53	Punt
	2nd 12:34	UNM 27	2-20	Hopkins	0:38	INT
2nd	9:49	UNM 11	8-89	Hopkins	4:34	TD
	2:06	UNM 22	1-78	Hopkins	0:10	TD
	1:30	TTU 38	5-38	Hopkins	0:35	TD
3rd	12:59	UNM 38	2-62	Hopkins	0:55	TD
	6:36	UNM 35	5-65	Hopkins	2:16	TD
	2:23	TTU 46	1-46	Hopkins	0:10	TD
4th	0:42	UNM 37	5-9	Tabscott	2:55	Int
	10:35	UNM 23	11-77	Dampier	6:46	TD
	2:23	UNM 33	3-5	Holaday	2:16	Punt

New Mexico State

Q.	Time	Starting YL	PI-Yds	QB	Time	Result
1st	14:54	UNM 15	12-78	Hopkins	6:29	FG
	7:03	UNM 21	8-67	Hopkins	3:13	Fumble
	2nd 13:32	UNM 25	7-75	Hopkins	4:31	TD
2nd	4:24	UNM 26	3-(-11)	Hopkins	1:35	Punt
	0:41	UNM 25	5-21	Hopkins	0:41	Half
	3rd 12:00	UNM 40	5-10	Hopkins	2:35	Punt
3rd	1:17	UNM 25	11-75	Hopkins	6:01	TD
	4th 10:06	UNM 25	4-10	Hopkins	1:40	Punt
	5:56	UNM 13	18-75	Hopkins	5:09	Missed FG

at UMass

Q.	Time	Starting YL	PI-Yds	QB	Time	Result
1st	14:56	UNM 23	3-4	Hopkins	2:06	Punt
	9:14	UNM 21	6-79	Hopkins	2:54	TD
	4:16	UMass 40	4-40	Hopkins	2:17	TD
2nd	12:55	UNM 25	8-75	Hopkins	3:46	TD
	4:17	UNM 10	7-90	Hopkins	3:42	TD
	3rd 11:59	UNM 25	7-20	Hopkins	4:10	Punt
3rd	3:53	UNM 45	5-17	Hopkins	3:15	Punt
	4th 10:12	UNM 25	4-14	Hopkins	3:07	Punt
	2:51	UNM 28	3-2	Hopkins	1:20	Punt
4th	0:45	UNM 25	2-(-3)	Hopkins	0:45	Half
	OT 0:00	UMass 25	6-25	Hopkins	0:00	TD

at Wyoming

Q.	Time	Starting YL	PI-Yds	QB	Time	Result
1st	15:00	UNM 25	8-75	Hopkins	4:10	TD
	7:45	UNM 20	3-(-7)	Hopkins	1:27	Punt
	2:58	UNM 25	12-53	Hopkins	6:08	FG
2nd	6:32	UNM 10	7-23	Hopkins	4:06	Punt
	0:46	WYO 46	3-9	Hopkins	0:30	Fumble
	3rd 10:15	UNM 25	4-21	Hopkins	2:08	Interception
3rd	7:56	UNM 25	10-67	Hopkins	2:41	FG
	0:36	UNM 20	3-(-5)	Hopkins	0:28	Punt
	4th 14:55	UNM 29	4-71	Dampier	1:49	TD
4th	10:47	UNM 30	4-26	Dampier	2:37	Punt
	5:54	UNM 1	11-99	Dampier	4:42	TD

San Jose State

Q.	Time	Starting YL	PI-Yds	QB	Time	Result
1st	15:00	UNM 25	7-33	Hopkins	4:54	Punt
	8:06	UNM 31	6-46	Hopkins	3:00	FG
	0:36	UNM 20	3-6	Hopkins	1:16	Punt
2nd	14:20	UNM 25	13-75	Hopkins	7:49	TD
	4:17	UNM 29	10-71	Hopkins	3:46	TD
	3rd 14:42	UNM 25	3-(-2)	Hopkins	1:02	Punt
3rd	11:28	UNM 10	3-5	Hopkins	2:25	Punt
	7:39	UNM 25	3-0	Hopkins	0:36	Punt
	4:16	UNM 6	1-0	Hopkins	0:07	Interception
4th	3:05	UNM 25	3-7	Hopkins	1:59	Punt
	14:03	UNM 25	4-15	Hopkins	2:07	Punt
	6:05	UNM 25	11-75	Dampier	4:40	TD

Hawai'i

Q.	Time	Starting YL	PI-Yds	QB	Time	Result
1st	12:56	UNM 30	7-70	Hopkins	3:57	TD
	7:57	UNM 45	11-55	Hopkins	5:43	TD
	0:18	UNM 25	8-75	Hopkins	4:02	TD
2nd	6:59	UNM 38	7-62	Hopkins	3:34	TD
	0:24	UNM 25	1-9	Hopkins	0:24	Half
	3rd 15:00	UNM 25	12-75	Hopkins	6:50	TD
3rd	5:33	UNM 29	3-(-10)	Hopkins	2:18	Punt
	0:02	UNM 18	3-(-1)	Hopkins	1:10	Punt
	4th 11:47	UNM 20	8-80	Hopkins	4:53	TD
4th	4:06	UNM 20	3-7	Hopkins	1:18	TD
	0:06	UNM 25	1-(-3)	Hopkins	0:06	Game

at Nevada

Q.	Time	Starting YL	PI-Yds	QB	Time	Result
1st	13:28	UNM 28	5-9	Hopkins	2:24	Punt
	9:13	UNM 48	3-(-1)	Hopkins	0:55	Punt
	3:41	UNM 35	5-25	Hopkins	2:13	Interception
2nd	14:50	UNM 25	2-0	Hopkins	0:48	Interception
	13:57	UNM 22	6-9	Hopkins	2:51	Punt
	6:53	UNM 25	3-25	Hopkins	1:24	Interception
3rd	3:39	UNM 9	3-6	Dampier	1:46	Punt
	0:51	UNM 25	5-60	Dampier	0:51	Half
	3rd 15:00	UNM 25	8-45	Hopkins	3:32	FG
4th	5:33	UNM 16	2-84	Hopkins	0:45	TD
	0:02	UNM 25	3-0	Hopkins	0:58	Punt
	11:47	UNM 25	4-75	Hopkins	1:22	TD
4:06	UNM 7	15-93	Hopkins	4:25	TD	

UNLV

Q.	Time	Starting YL	PI-Yds	QB	Time	Result
1st	15:00	UNM 25	5-14	Hopkins	2:38	Punt
	12:14	UNM 25	9-7	Hopkins	4:37	Fumble
	5:44	UNM 25	12-75	Hopkins	6:29	TD
2nd	9:00	UNM 25	3-42	Hopkins	1:58	Fumble
	6:51	UNM 17	3-4	Hopkins	1:09	Punt
	4:16	UNM 14	5-16	Hopkins	2:44	Punt
3rd	0:39	UNM 6	7-59	Dampier	0:39	Missed FG
	11:33	UNM 9	3-8	Hopkins	2:08	Punt
	9:17	UNM 25	8-27	Hopkins	4:49	Punt
4th	14:53	UNM 10	3-(-5)	Hopkins	2:21	Punt
	10:31	UNM 25	14-75	Dampier	7:26	TD

at Boise State

Q.	Time	Starting YL	PI-Yds	QB	Time	Result
1st	13:16	UNM 25	3-4	Dampier	1:12	Punt
	10:08	UNM 13	10-87	Dampier	6:26	TD
	2nd 15:00	UNM 25	3-75	Dampier	1:32	TD
2nd	13:13	UNM 10	3-3	Dampier	2:32	Punt
	9:04	UNM 25	11-68	Dampier	7:04	Fumble
	3rd 15:00	UNM 25	12-47	Dampier	6:15	Missed FG
4th	3:02	UNM 25	8-23	Dampier	2:25	Downs
	11:59	UNM 25	3-(-7)	Dampier	1:44	Punt
	8:07	UNM 4	5-16	Dampier	3:40	Punt

at Fresno State

Q.	Time	Starting YL	PI-Yds	QB	Time	Result
1st	15:00	UNM 35	8-45	Hopkins	5:07	FG
	6:05	UNM 25	3-(-1)	Hopkins	1:19	Punt
	3:28	UNM 24	6-18	Hopkins	4:15	Punt
2nd	11:06	UNM 25	11-54	Hopkins	4:58	FG
	4:27	UNM 8	4-92	Hopkins	2:08	TD
	0:55	UNM 26	5-23	Hopkins	0:55	Half
3rd	13:45	UNM 35	4-5	Hopkins	2:08	Int
	11:37	UNM 14	5-19	Hopkins	2:33	Int
	7:55	UNM 7	10-93	Hopkins	5:25	TD
4th	14:50	UNM 3	10-97	Dampier	5:53	TD
	7:57	UNM 4	4-13	Dampier	2:35	Punt
	1:48	FS 43	4-10	Dampier	3:23	Game

Utah State

Q.	Time	Starting YL	PI-Yds	QB	Time	Result
1st	15:00	UNM 25	3-75	Hopkins	1:34	TD
	6:05	UNM 25	7-35	Hopkins	3:14	Punt
	3:28	UNM 18	8-41	Hopkins	3:23	Punt
2nd	11:06	UNM 28	8-43	Hopkins	2:28	Missed FG
	4:27	UNM 35	9-65	Dampier	4:38	TD
	0:55	UNM 14	6-9	Dampier	0:47	Downs
3rd	13:45	UNM 25	3-0	Dampier	1:24	Punt
	11:37	UNM 25	3-(-12)	Hopkins	0:43	Punt
	7:55	UNM 21	9-79	Hopkins	4:54	TD
4th	14:50	UNM 17	8-38	Hopkins	4:11	Punt
	7:57	UNM 25	7-75	Hopkins	2:06	TD
	1:48	UNM 9	13-86	Hopkins	2:05	FG
OT1	---	USU 25	3-25	Hopkins	-----	TD
OT2	---	USU 25	7-23	Hopkins	-----	FG



Opponent Offensive Drives

Texas A&M

Q.	Time	Starting YL	PI-Yds	QB	Time	Result
1st	8:10	A&M 15	7-85	Weigman	3:10	TD
	1:30	UNM 45	5-45	Weigman	1:37	TD
2nd	10:26	A&M 33	6-67	Weigman	2:23	TD
	7:32	UNM 38	5-38	Weigman	2:02	TD
	3:27	UNM 37	5-37	Weigman	2:00	TD
	0:43	A&M 42	7-28	Weigman	0:44	Blocked FG
3rd	15:00	A&M 25	3-(-6)	Weigman	1:42	Punt
	6:09	A&M 30	9-70	Weigman	3:39	TD
4th	14:04	A&M 26	3-(-10)	Johnson	1:09	Punt
	11:12	A&M 45	6-55	Johnson	3:37	TD
	4:42	A&M 38	9-40	Johnson	3:32	FG

Tennessee Tech

Q.	Time	Starting YL	PI-Yds	QB	Time	Result
1st	9:12	TTU 25	15-75	Roberts	6:55	TD
2nd	15:00	TTU 3	6-26	Roberts	2:26	Punt
	11:56	TTU 50	3-4	Roberts	2:07	Punt
	5:09	TTU 15	5-19	Roberts	3:03	Punt
	1:56	TTU 25	3-50	Roberts	0:26	Fumble
	0:55	TTU 25	7-55	Roberts	0:55	FG
3rd	15:00	TTU 25	3-(-6)	Roberts	2:01	Punt
	12:04	TTU 25	12-40	Roberts	5:28	Downs
	4:20	TTU 25	4-21	Roberts	1:57	Fumble
	2:13	TTU 25	3-6	Richey	1:31	Punt
4th	12:47	UNM 32	7-9	Richey	2:12	Downs
	3:49	TTU 25	3-7	Richey	1:26	Punt
	0:07	TTU 23	1-4	Richey	0:07	Game

New Mexico State

Q.	Time	Starting YL	PI-Yds	QB	Time	Result
1st	8:20	NMSU 10	3-8	Pavia	1:17	Punt
	3:50	NMSU 12	10-88	Pavia	5:18	TD
2nd	9:01	NMSU 25	8-66	Pavia	4:30	FG
	2:49	NMSU 37	6-63	Pavia	2:08	TD
3rd	14:53	NMSU 25	3-5	Pavia	2:53	Punt
	9:25	NMSU 9	12-61	Pavia	8:08	FG
4th	10:16	NMSU 25	1-75	Pavia	0:10	TD
	8:26	NMSU 47	3-9	Pavia	2:30	Punt
	0:47	NMSU 20	1-(-1)	Pavia	0:47	Game

at UMass

Q.	Time	Starting YL	PI-Yds	QB	Time	Result
1st	14:56	UMass 45	8-34	Davis	3:36	Missed FG
	9:14	UMass 31	4-9	Davis	1:57	Downs
	4:16	UMass 32	9-68	Davis	3:49	TD
2nd	12:55	UMass 19	8-81	Davis	4:38	TD
	4:17	UMass 27	2-9	Davis	0:35	Half
3rd	11:59	UMass 15	8-72	Davis	2:45	FG
	3:53	UMass 13	8-42	Davis	3:56	Downs
4th	10:12	UMass 14	12-75	Davis	5:25	FG
	2:51	UMass 30	7-42	Haston	4:14	Downs
	0:45	UMass 21	4-79	Haston	0:46	TD
OT	0:00	UNM 25	4-9	Haston	0:00	FG

at Wyoming

Q.	Time	Starting YL	PI-Yds	QB	Time	Result
1st	10:46	WYO 35	5-26	Peasley	3:01	Punt
	6:18	WYO 42	6-58	Peasley	3:20	TD
2nd	11:50	WYO 25	10-55	Peasley	5:12	FG
	2:26	WYO 2	3-9	Peasley	1:40	Punt
	0:16	WYO 45	3-9	Peasley	0:16	Half
3rd	15:00	WYO 20	10-58	Peasley	4:45	FG
	8:07	UNM 46	1-46	Peasley	0:11	TD
	5:08	WYO 29	8-30	Peasley	4:32	Punt
	0:08	WYO 34	1-66	Peasley	0:08	TD
4th	13:06	WYO 25	5-66	Peasley	2:09	FG
	8:10	WYO 20	4-23	Peasley	2:16	Punt
	1:12	UNM 28	4-7	Peasley	1:06	FG

San Jose State

Q.	Time	Starting YL	PI-Yds	QB	Time	Result
1st	10:06	SJSU 14	4-11	Cordeiro	2:00	Punt
	5:00	SJSU 20	10-67	Cordeiro	4:24	Missed FG
2nd	6:32	SJSU 25	5-75	Cordeiro	2:09	TD
	0:23	SJSU 13	1-(-7)	Cordeiro	0:23	Half
3rd	15:00	SJSU 30	1-70	Cordeiro	0:19	TD
	13:40	SJSU 38	4-21	Cordeiro	2:12	Punt
	9:03	SJSU 37	3-63	Cordeiro	1:24	TD
	7:03	UNM 40	5-18	Cordeiro	2:47	FG
	4:09	UNM 38	3-38	Cordeiro	1:04	TD
	1:06	SJSU 14	4-86	Cordeiro	2:03	TD
4th	11:56	SJSU 7	9-93	Cordeiro	5:51	TD
	1:24	SJSU 15	2-1	Cordeiro	1:24	Game

Hawai'i

Q.	Time	Starting YL	PI-Yds	QB	Time	Result
1st	14:55	HAW 18	3-9	Hopkins	3:57	Punt
	8:59	HAW 25	3-2	Hopkins	5:43	Interception
	2:14	HAW 25	4-75	Hopkins	4:02	TD
2nd	11:16	HAW 25	9-37	Hopkins	3:34	Downs
	3:25	HAW 25	10-75	Hopkins	0:24	TD
3rd	8:02	HAW 23	7-48	Hopkins	6:50	Downs
	3:15	HAW 40	9-42	Hopkins	2:18	Fumble
4th	13:52	HAW 8	5-44	Hopkins	4:53	Interception
	6:54	HAW 25	8-44	Hopkins	1:18	Interception
	2:48	HAW 13	9-87	Hopkins	0:06	TD

at Nevada

Q.	Time	Starting YL	PI-Yds	QB	Time	Result
1st	13:28	NEV 23	3-1	Lewis	1:27	Punt
	9:13	NEV 13	3-7	Lewis	1:51	Punt
	3:41	NEV 15	10-69	Lewis	4:31	FG
	1:28	UNM 34	5-5	Lewis	1:38	FG
2nd	14:50	NEV 32	9-34	Lewis	4:09	FG
	13:57	UNM 24	5-24	Lewis	1:50	TD
	6:53	NEV 25	5-31	Lewis	1:02	Punt
3rd	15:00	NEV 25	4-19	Lewis	2:24	Punt
	5:33	NEV 15	10-81	Blanco	7:14	FG
	0:02	UNM 32	6-32	Blanco	2:59	TD
4th	11:47	NEV 27	8-24	Blanco	5:12	Punt
	4:06	NEV 46	3-(-1)	Blanco	0:57	Game

UNLV

Q.	Time	Starting YL	PI-Yds	QB	Time	Result
1st	12:22	UNM 30	1-30	Maiava	0:07	TD
	7:37	UNM 32	5-32	Maiava	1:53	TD
2nd	14:15	UNLV 25	10-75	Maiava	5:15	TD
	7:02	UNM 5	1-5	Maiava	0:06	TD
	5:42	UNM 21	3-21	Maiava	1:20	TD
	1:32	UNLV 37	3-10	Maiava	0:53	Punt
3rd	15:00	UNLV 25	9-75	Maiava	3:19	TD
	9:25	UNLV 42	1-58	Maiava	0:08	TD
	4:28	UNLV 8	9-51	Maiava	4:35	Punt
4th	12:32	UNM 9	4-9	Friel	2:01	TD
	2:52	UNLV 24	4-36	Friel	2:52	Game

at Boise State

Q.	Time	Starting YL	PI-Yds	QB	Time	Result
1st	14:53	BSU 37	4-63	Madsen	1:37	TD
	12:04	BSU 37	4-11	Madsen	1:56	Punt
	3:36	BSU 28	8-72	Madsen	3:36	TD
2nd	13:23	BSU 26	1-74	Madsen	0:10	TD
	10:41	BSU 49	4-51	Madsen	1:37	TD
	2:00	BSU 7	12-87	Madsen	1:57	FG
3rd	8:45	BSU 29	11-71	Green	5:43	TD
	0:37	UNM 48	8-21	Green	3:38	FG
4th	10:15	BSU 36	3-5	Green	2:08	Punt
	4:27	BSU 40	7-44	Green	4:27	Downs

at Fresno State

Q.	Time	Starting YL	PI-Yds	QB	Time	Result
1st	9:47	FS 23	8-77	Fife	3:42	TD
	4:46	UNM 25	4-1	Fife	1:18	Missed FG
2nd	14:13	FS 22	7-78	Fife	3:07	TD
	6:01	FS 35	3-7	Fife	1:34	Punt
	2:12	FS 22	3-9	Fife	1:17	Punt
3rd	15:00	FS 23	3-0	Fife	1:15	Punt
	9:04	FS 49	3-10	Fife	1:09	Punt
	2:30	FS 39	4-15	Fife	2:40	Punt
4th	8:50	FS 25	3-(-8)	Keene	0:53	Punt
	5:22	FS 10	15-63	Keene	3:33	FG

Utah State

Q.	Time	Starting YL	PI-Yds	QB	Time	Result
1st	15:00	USU 25	10-75	Williams	3:51	TD
	6:05	USU 27	2-73	Williams	0:41	TD
	3:28	USU 3	6-46	Williams	3:07	Punt
2nd	11:06	USU 13	4-26	Williams	2:14	Punt
	4:27	USU 29	10-57	Williams	3:44	FG
	0:55	USU 25	2-20	Williams	0:19	INT
3rd	13:45	USU 29	10-71	Williams	3:35	TD
	11:37	UNM 45	3-(-4)	Williams	1:23	Punt
	7:55	USU 25	3-0	Williams	1:44	Punt
4th	7:57	USU 10	15-90	Williams	6:36	TD
	1:48	USU 25	3-6	Williams	1:15	Punt
OT1	---	UNM 25	4-25	Williams	----	TD
OT2	---	UNM 25	6-23	Williams	----	TD



Game-by-Game Results

	Date	Opponent		Score	Overall	Conf	Time	Attend
	09/02/2023	at Texas A&M	L	10-52	0-1	0-0	3:31	97560
	09/09/2023	Tennessee Tech	W	56-10	1-1	0-0	3:16	17279
	09/16/2023	New Mexico St.	L	17-27	1-2	0-0	2:54	27414
	09/23/2023	at Massachusetts	Wot1	34-31	2-2	0-0	3:22	8298
*	09/30/2023	at Wyoming	L	26-35	2-3	0-1	3:10	25478
*	10/14/2023	San Jose St.	L	24-52	2-4	0-2	3:06	13027
*	10/21/2023	Hawaii	W	42-21	3-4	1-2	2:59	13723
*	10/28/2023	at Nevada	L	24-34	3-5	1-3	3:33	13083
*	11/04/2023	UNLV	L	14-56	3-6	1-4	2:45	12353
*	11/11/2023	at Boise St.	L	14-42	3-7	1-5	3:12	34076
*	11/18/2023	at Fresno St.	W	25-17	4-7	2-5	3:50	38569
*	11/24/2023	Utah St.	Lot2	41-44	4-8	2-6	4:30	12094

Team Statistics

	UNM	OPP
Scoring	327	421
Points per game	27.3	35.1
Points Off Turnovers	28	63
First Downs	279	249
Rushing	122	105
Passing	123	110
Penalty	34	34
Rushing Yardage	2312	2066
Yards gained rushing	2557	2290
Yards lost rushing	245	224
Rushing attempts	440	408
Average per rush	5.3	5.1
Average per game	192.7	172.2
TDs Rushing	26	25
Passing Yardage	2615	2832
Comp-Att-Int	198-353-10	195-319-4
Average per pass	7.4	8.9
Average per catch	13.2	14.5
Average per game	217.9	236.0
TDs Passing	17	24
Total offense	4927	4898
Total plays	793	727
Average per play	6.2	6.7
Average per game	410.6	408.2
Kick returns: #-Yards	28-483	29-536
Punt returns: #-Yards	4-5	17-360
Int returns: #-Yards	4-3	10-203
Kick return average	17.3	18.5
Punt return average	1.3	21.2
Int return average	0.8	20.3



Fumbles-Lost	16-5	15-4
Penalties-Yards	119-1076	95-888
Average per game	89.7	74.0
Punts-Yards	53-2204	38-1618
Average per punt	41.6	42.6
Net punt average	34.6	41.3
Kickoffs-Yards	61-3495	78-4853
Average per kick	57.3	62.2
Net kick average	38.7	41.3
Time of possession / game	32:32	27:29
3rd-down conversion	60/145	49/132
3rd-down pct	41%	37%
4rd-down conversion	9/14	9/18
4rd-down pct	64%	50%
Sacks by-Yards	15-117	19-119
Misc Yards	0	0
Touchdowns scored	43	51
Field goals - attempts	10-14	20-24
On-Side kicks	0-2	0-1
Red-zone scores	(36-39) 92%	(45-49) 92%
Red-zone touchdowns	(28-39) 72%	(31-49) 63%
PAT-attempts	(37-38) 97%	(47-47) 100%
2-point conversion-attempts	(1-4) 25%	(3-3) 100%
Attendance	95890	217064
Games / Avg per game	6/15982	6/36177
Neutral site games	-	0/0

Score by Periods

Team	1st	2nd	3rd	4th	OT	TOT
New Mexico	64	110	57	80	16	327
Opponents	83	155	85	82	16	421

2023 STARTING LINEUPS

OFFENSE

OPPONENT	QB	WR	WR	RB	TE	TE/#WR	LT	LG	C	RG	RT
at TAMU	Hopkins	DJ Washington	An. Erickson	Croskey-Merritt	Geers	Witthoft	JC Davis	Stafford	James	Matautia	Wingfield
TTU	Hopkins	L. Wysong	An. Erickson	Croskey-Merritt	Bruckler	Witthoft	JC Davis	Stafford	James	Matautia	Wingfield
NMSU	Hopkins	L. Wysong	Medford	Croskey-Merritt	Bruckler	#Hixon	JC Davis	Stafford	James	Matautia	Wingfield
at UMASS	Hopkins	DJ Washington	An. Erickson	D. Lewis	Bruckler	McClour	JC Davis	Stafford	James	Matautia	Wingfield
at WYO	Hopkins	DJ Washington	Medford	Croskey-Merritt	Bruckler	#R. Davis	JC Davis	Stafford	James	Matautia	Wingfield
SJSU	Hopkins	DJ Washington	Medford	Croskey-Merritt	Bruckler	#Hixon	JC Davis	Stafford	James	Sillemon	Wingfield
HAW	Hopkins	DJ Washington	Hixon	Vigil	Bruckler	McClour	JC Davis	Sillemon	James	Matautia	Wingfield
at NEV	Hopkins	D. Jones	Hixon	Croskey-Merritt	Bruckler	#Medford	JC Davis	Sillemon	James	Matautia	Wingfield
UNLV	Hopkins	DJ Washington	Hixon	Croskey-Merritt	Bruckler	#Medford	JC Davis	Stafford	James	Matautia	Wingfield
at BSU	Dampier	DJ Washington	Medford	Croskey-Merritt	Bruckler	McClour	JC Davis	Stafford	James	Matautia	D. Smith
at FSU	Hopkins	An. Erickson	Medford	Croskey-Merritt	Bruckler	#Hixon	JC Davis	Stafford	James	Matautia	D. Smith
USU	Hopkins	An. Erickson	Medford	Croskey-Merritt	Bruckler	#Hixon	JC Davis	Stafford	James	Matautia	D. Smith

DEFENSE

OPPONENT	LE	NT	RE	LLB	MLB	RLB	LCB	LWOLF	LOBO	RWOLF	RCB
at TAMU	Lopez	Kiehne	Drake	Johnson	Marenco	Riley	Morris	Ellis	Combs	Pola-Gates	Martin
TTU	Lopez	Kiehne	Drake	Johnson	Leutele	Riley	Morris	J. Lewis	Ellis	A. Smith	Martin
NMSU	Lopez	Kiehne	Drake	Johnson	Marenco	Riley	Morris	J. Lewis	Combs	A. Smith	Martin
at UMASS	Lopez	Kiehne	Drake	Johnson	Marenco	Riley	Morris	Ellis	Combs	Pola-Gates	Martin
at WYO	Lopez	Kiehne	Drake	Johnson	Marenco	Riley	Morris	Ellis	Combs	Pola-Gates	Martin
SJSU	Lopez	Kiehne	Drake	Johnson	Marenco	Riley	Morris	Ellis	Combs	Pola-Gates	Martin
HAW	Lopez	Kiehne	Drake	Johnson	Marenco	Lowery	Morris	Ellis	Moore	J. Lewis	Martin
at NEV	Lopez	Kiehne	Drake	Johnson	Marenco	Lowery	Morris	Ellis	Moore	J. Lewis	B. Taylor
UNLV	Lopez	Kiehne	Drake	Johnson	Santorineos	Riley	Morris	Ellis	Moore	J. Lewis	Martin
at BSU	Lopez	Kiehne	Drake	Johnson	Marenco	Riley	Morris	Ellis	Moore	A. Smith	Martin
at FSU	Lopez	Burt	Gainer	Johnson	Santorineos	Riley	Morris	Ellis	Moore	J. Lewis	Martin
USU	Lopez	Burt	Gainer	Johnson	Marenco	Riley	Morris	Ellis	Moore	J. Lewis	Martin



Individual Statistics

Rushing

Player	gp	att	gain	loss	net	avg	td	lg	avg/g
Jacory Croskey-Merritt	12	189	1229	39	1190	6.3	17	55	99.2
Andrew Henry	9	52	381	31	350	6.7	3	64	38.9
Devon Dampier	9	59	364	36	328	5.6	4	37	36.4
Sherod White	7	37	157	2	155	4.2	1	12	22.1
Dylan Hopkins	11	51	226	102	124	2.4	1	48	11.3
Dorian Lewis	5	24	136	13	123	5.1	0	23	24.6
Zach Vigil	8	7	21	0	21	3.0	0	8	2.6
Christian Washington	2	12	22	11	11	0.9	0	5	5.5
Jeremiah Hixon	11	2	10	0	10	5.0	0	7	0.9
DC Tabscott	3	1	5	0	5	5.0	0	5	1.7
Jaylen Morgan	2	1	4	0	4	4.0	0	4	2.0
Trace Bruckler	12	1	2	0	2	2.0	0	2	0.2
Justin Holaday	4	1	0	0	0	0.0	0	0	0.0
Team	12	3	0	11	-11	-3.7	0	0	-0.9
Total	12	440	2557	245	2312	5.3	26	64	192.7
Opponents	12	408	2290	224	2066	5.1	25	68	172.2

Passing

Player	gp	effic	comp-att-int	pct	yds	td	lg	avg/g
Dylan Hopkins	11	123.9	157-282-9	55.7	2074	11	78	188.5
Devon Dampier	9	162.3	40-64-0	62.5	525	6	59	58.3
DC Tabscott	3	6.9	1-5-1	20.0	16	0	16	5.3
Team	12	0.0	0-2-0	0.0	0	0	0	0.0
Total	12	128.5	198-353-10	56.1	2615	17	78	217.9
Opponents	12	158.0	195-319-4	61.1	2832	24	75	236.0

Receiving

Player	gp	no.	yds	avg	td	lg	avg/g
Jeremiah Hixon	11	39	482	12.4	5	59	43.8
Caleb Medford	12	30	551	18.4	2	59	45.9
DJ Washington	12	29	336	11.6	3	35	28.0
Ryan Davis	11	21	255	12.1	1	41	23.2
Andrew Erickson	11	20	263	13.2	1	52	23.9
Trace Bruckler	12	9	89	9.9	0	25	7.4
Duece Jones	8	8	194	24.3	1	78	24.3
Jacory Croskey-Merritt	12	7	72	10.3	1	31	6.0
Luke Wysong	4	7	110	15.7	1	41	27.5
Kaydin Pope	7	6	67	11.2	1	46	9.6
Andrew Henry	9	5	40	8.0	0	11	4.4
Sherod White	7	4	19	4.8	0	13	2.7
Zach Vigil	8	2	11	5.5	0	9	1.4
Dorian Lewis	5	2	10	5.0	0	8	2.0
Everett Hunter	11	2	18	9.0	0	16	1.6
Wyatt McClour	12	2	47	23.5	1	29	3.9
Connor Witthoft	2	1	11	11.0	0	11	5.5
Kade Zimmerman	4	1	30	30.0	0	30	7.5
Christian Washington	2	1	3	3.0	0	3	1.5
Devon Dampier	9	1	1	1.0	0	1	0.1
Jacob Godfrey	4	1	6	6.0	0	6	1.5
Total	12	198	2615	13.2	17	78	217.9
Opponents	12	195	2832	14.5	24	75	236.0

Punt Returns

Player	no.	yds	avg	td	lg
Luke Wysong	3	5	1.7	0	6
Jeremiah Hixon	1	0	0.0	0	0
Total	4	5	1.3	0	6
Opponents	17	360	21.2	1	59

Interceptions

Player	no.	yds	avg	td	lg
Jer'Marius Lewis	3	-2	-0.7	0	0
Zach Morris	1	5	5.0	0	5
Total	4	3	0.8	0	5
Opponents	10	203	20.3	1	45

Kick Returns

Player	no.	yds	avg	td	lg
Duece Jones	8	172	21.5	0	30
Luke Wysong	6	97	16.2	0	25
Christian Washington	4	52	13.0	0	20
Dorian Lewis	4	79	19.8	0	26
Noa Pola-Gates	3	47	15.7	0	18
Bryce Santana	1	-2	-2.0	0	0
Zach Morris	1	23	23.0	0	23
Nic Trujillo	1	10	10.0	0	10
Total	28	483	17.3	0	30
Opponents	29	536	18.5	0	34

Fumble Returns

Player	no.	yds	avg	td	lg
Dimitri Johnson	2	37	18.5	0	37
Gabriel Lopez	1	0	0.0	0	0
DJ Washington	1	0	0.0	0	0
Total	4	37	9.3	0	37
Opponents	5	70	14.0	0	62



Individual Statistics

Scoring

Player			PAT						pts
	td	fg	kick	rush	rcv	pass	dxp	saf	
Jacory Croskey-Merritt	18	-	-	-	-	-	-	-	108
Luke Drzewiecki	-	10-14	37-38	-	-	-	-	-	67
Jeremiah Hixon	5	-	-	-	-	-	-	-	30
Devon Dampier	4	-	-	1	-	-	-	-	26
Andrew Henry	3	-	-	-	-	-	-	-	18
DJ Washington	3	-	-	-	-	-	-	-	18
Caleb Medford	2	-	-	-	-	-	-	-	12
Ryan Davis	1	-	-	-	-	-	-	-	6
Dylan Hopkins	1	-	-	-	-	-	-	-	6
Andrew Erickson	1	-	-	-	-	-	-	-	6
Duece Jones	1	-	-	-	-	-	-	-	6
Luke Wyson	1	-	-	-	-	-	-	-	6
Kaydin Pope	1	-	-	-	-	-	-	-	6
Sherod White	1	-	-	-	-	-	-	-	6
Wyatt McClour	1	-	-	-	-	-	-	-	6
Total	43	10-14	37-38	1	0	0	0	0	327
Opponents	51	20-24	47-47	2	1	1	1	0	421

Field Goals

Player	fg	pct.	01-19	20-29	30-39	40-49	50-99	lg	blk
Luke Drzewiecki	10-14	71.4	1-1	4-5	3-3	2-4	0-1	47	0
Opponents	20-24	83.3	0-0	5-5	10-12	4-6	1-1	52	1

FG Sequence

Team Name	New Mexico	Opponents
Texas A&M	(27)	48,(39)
New Mexico St.	(25),(29)	(26),(47)
Wyoming	(39),(26)	(38),(34),(26),(38)
San Jose St.	(41)	30,(39)
Nevada	(47)	(34),(47),(52),(22)
UNLV	52	
Boise St.	46	(22),(44)
Fresno St.	(38),(38)	42,(44)
Utah St.	46,(22),(19)	(32)
Tennessee Tech		(37)
Massachusetts		39,(32),(28),(34)

Numbers in (parentheses) indicate field goal was made

Total Offense

Player	g	plays	rush	pass	total	avg/g
Dylan Hopkins	11	333	124	2074	2198	199.8
Jacory Croskey-Merritt	12	189	1190	0	1190	99.2
Devon Dampier	9	123	328	525	853	94.8
Andrew Henry	9	52	350	0	350	38.9
Sherod White	7	37	155	0	155	22.1
Dorian Lewis	5	24	123	0	123	24.6
DC Tabscott	3	6	5	16	21	7.0
Zach Vigil	8	7	21	0	21	2.6
Christian Washington	2	12	11	0	11	5.5
Jeremiah Hixon	11	2	10	0	10	0.9
Jaylen Morgan	2	1	4	0	4	2.0
Trace Bruckler	12	1	2	0	2	0.2
Team	12	0	-11	0	-11	-0.9
Total	12	793	2312	2615	4927	410.6
Opponents	12	727	2066	2832	4898	408.2

Punting

Player	no.	yds	avg	lg	tb	fc	i20	50+	blk
Aaron Rodriguez	52	2204	42.4	61	1	18	17	14	0
Team	1	0	0.0	0	0	0	0	0	1
Total	53	2204	41.6	61	1	18	17	14	1
Opponents	38	1618	42.6	60	3	16	16	6	0

Kickoffs

Player	no.	yds	avg	tb	ob	retn	net	ydl
Luke Drzewiecki	52	3037	58.4	20	0			
Zach Benedict	7	336	48.0	0	0			
Charles Steinkamp	2	122	61.0	1	0			
Total	61	3495	57.3	21	0	30	38.7	26
Opponents	78	4853	62.2	35	3	25	41.3	23



Individual Statistics

All Purpose

Player	g	rush	rcv	pr	kr	ir	total	avg/g
Jacory Croskey-Merritt	12	1190	72	0	0	0	1262	105.2
Caleb Medford	12	0	551	0	0	0	551	45.9
Jeremiah Hixon	11	10	482	0	0	0	492	44.7
Andrew Henry	9	350	40	0	0	0	390	43.3
Duece Jones	8	0	194	0	172	0	366	45.8
DJ Washington	12	0	336	0	0	0	336	28.0
Devon Dampier	9	328	1	0	0	0	329	36.6
Andrew Erickson	11	0	263	0	0	0	263	23.9
Ryan Davis	11	0	255	0	0	0	255	23.2
Luke Wysong	4	0	110	5	97	0	212	53.0
Dorian Lewis	5	123	10	0	79	0	212	42.4
Sherod White	7	155	19	0	0	0	174	24.9
Dylan Hopkins	11	124	0	0	0	0	124	11.3
Trace Bruckler	12	2	89	0	0	0	91	7.6
Kaydin Pope	7	0	67	0	0	0	67	9.6
Christian Washington	2	11	3	0	52	0	66	33.0
Wyatt McClour	12	0	47	0	2	0	49	4.1
Noa Pola-Gates	12	0	0	0	47	0	47	3.9
Zach Vigil	8	21	11	0	0	0	32	4.0
Kade Zimmerman	4	0	30	0	0	0	30	7.5
Zach Morris	12	0	0	0	23	5	28	2.3
Everett Hunter	11	0	18	0	0	0	18	1.6
Connor Witthoft	2	0	11	0	0	0	11	5.5
Nic Trujillo	4	0	0	0	10	0	10	2.5
Jacob Godfrey	4	0	6	0	0	0	6	1.5
DC Tabscott	3	5	0	0	0	0	5	1.7
Jaylen Morgan	2	4	0	0	0	0	4	2.0
Tate Zimmerman	11	0	0	0	3	0	3	0.3
Bryce Santana	12	0	0	0	-2	0	-2	-0.2
Jer'Marius Lewis	12	0	0	0	0	-2	-2	-0.2
Team	12	-11	0	0	0	0	-11	-0.9
Total	12	2312	2615	5	483	3	5418	451.5
Opponents	12	2066	2832	360	536	203	5997	499.8



Individual Defensive Statistics

Team Defense

##	Player	gp	Tackles				Sacks	Pass defense			Fumbles		blkd	
			ua	a	tot	tfl/yds	no-yds	int-yds	brup	qbh	fr-yds	ff	kick	saf
18	Alec Marenco	12	32	34	66	3.5-6	0.5-1	.	3	2	.	1	.	.
22	Christian Ellis	12	34	25	59	1-9	.	.	4
36	Syair Riley	10	22	27	49	4-16	1-9	.	.	4
11	Dereck Moore	9	24	25	49
16	Dimitri Johnson	12	25	23	48	2-7	0.5-3	.	4	4	2-37	1	.	.
7	Tavian Combs	5	29	17	46	3-8	.	.	1	1	.	1	1	.
5	Jer'Marius Lewis	12	27	18	45	3.5-13	1-4	3--2	4	.	.	1	.	.
2	Zach Morris	12	28	8	36	2-6	.	1-5	10	.	.	1	.	.
9	Noa Pola-Gates	12	15	12	27	.	.	.	2
99	Gabriel Lopez	12	10	16	26	4-18	2-15	.	1	2	1-0	1	.	.
45	Kyler Drake	12	11	14	25	6-44	3.5-34	.	.	1
8	Donte Martin	12	19	5	24	1.5-5	.	.	7	.	.	1	.	.
93	Destin Gainer	12	9	12	21	1.5-2	.	.	1	1
97	Hunter Rapolla	12	4	16	20	3.5-18	1.5-14	.	1	2
21	Mihalis Santorineos	10	12	8	20	2.5-14	1.5-12
90	Tyler Kiehne	12	8	9	17	2-8	1-8	.	3	3	.	1	.	.
12	Aaron Smith	11	10	4	14	.	.	.	2
23	Hunter Sellers	8	9	4	13	.	.	.	1
26	Tate Zimmerman	11	8	4	12	1-7	1-7
51	Bryce Santana	12	3	8	11	0.5-6	0.5-6	.	.	1
24	Jayden Wilson	12	3	7	10
6	Marvin Covington	8	5	3	8	0.5-1	.	.	3
13	Bryson Taylor	10	5	3	8
50	Ja'Shon Lowery	4	3	4	7	2-5
30	Ray Leutele	3	2	5	7	.	.	.	1	1	.	1	.	.
55	Avery Burt	6	1	5	6	1.5-4	1-4	.	.	1
14	Duece Jones	8	4	2	6
15	Hunter Wiggins	10	1	4	5
66	Tavien Ford	11	.	5	5
38	David Murphy	11	2	3	5
17	Josh Williamson	11	3	1	4
37	Blaine Smith	11	2	1	3
10	Aaron Rodriguez	12	2	1	3
10	Dylan Hopkins	11	2	.	2
87	Joe Maez	12	.	2	2	0.5-0
27	Jaylen Morgan	2	2	.	2
75	JC Davis	12	2	.	2
23	Zach Vigil	8	1	1	2
6	Bobby Wooden	9	2	.	2
11	Andrew Erickson	11	1	.	1	1	.	.
92	Landon Williams	10	1	.	1



Game-By-Game Rushing/Receiving

Rushing

Player	No-Yds/TD	TA&M	TNTech	NMSU	UMass	UW	SJSU	Hawaii	Nevada	UNLV	Boise	Fresno	USU
Jacory Croskey-Merritt	189-1190/17	11-50/1	12-162/3	16-83/1	9-33/2	15-103/0	17-68/2	10-46/2	11-44/1	21-86/0	15-73/2	21-209/2	31-233/1
Devon Dampier	59-328/4	DNP	3-14/1	DNP	DNP	6-71/0	5-29/0	5-43/0	4-15/1	4-32/0	13-48/0	11-40/0	8-36/2
Andrew Henry	52-350/3	DNP	3-34/0	DNP	2-1/0	1-6/0	DNP	13-112/1	5-18/0	8-30/1	3-2/0	11-65/0	6-82/1
Dylan Hopkins	51-124/1	3-0/0	3-9/0	4-16/0	8-14/1	6-36/0	9-19/0	3-6/0	3-6/0	4-2/0	DNP	6-30/0	2--14/0
Sherod White	37-155/1	3-12/0	7-25/0	2-11/0	14-69/1	1-3/0	3-12/0	DNP	DNP	7-23/0	DNP	DNP	DNP
Dorian Lewis	24-123/0	5-19/0	5-47/0	9-44/0	4-12/0	1-1/0	DNP	DNP	DNP	DNP	DNP	DNP	DNP
Christian Washington	12-11/0	10-10/0	DNP	DNP	DNP	DNP	2-1/0	DNP	DNP	DNP	DNP	DNP	DNP
Zach Vigil	7-21/0	-	3-5/0	-	-	DNP	-	4-16/0	-	-	DNP	DNP	DNP
Jeremiah Hixon	2-10/0	-	DNP	-	1-7/0	-	-	1-3/0	-	-	-	-	-
DC Tabscott	1-5/0	-	-	DNP	DNP	1-5/0	DNP	DNP	DNP	DNP	DNP	DNP	DNP
Jaylen Morgan	1-4/0	DNP	DNP	DNP	DNP	DNP	DNP	1-4/0	DNP	DNP	DNP	-	DNP
Trace Bruckler	1-2/0	-	-	-	-	-	-	-	-	-	-	1-2/0	-
Justin Holaday	1-0/0	DNP	-	1-0/0	DNP	DNP	DNP	DNP	DNP	DNP	DNP	-	-

Receiving

Player	No-Yds/TD	TA&M	TNTech	NMSU	UMass	UW	SJSU	Hawaii	Nevada	UNLV	Boise	Fresno	USU
Jeremiah Hixon	39-482/5	6-42/0	DNP	5-45/0	-	6-49/2	2-22/0	3-62/2	4-116/1	4-19/0	3-30/0	2-48/0	4-49/0
Caleb Medford	30-551/2	-	1-49/0	1-11/0	3-82/1	3-45/0	3-41/0	2-13/0	3-16/0	4-70/0	3-77/0	6-122/1	1-25/0
DJ Washington	29-336/3	4-42/0	2-13/1	2-16/0	-	2-17/1	3-60/1	4-34/0	4-64/0	5-78/0	1-9/0	-	2-3/0
Ryan Davis	21-255/1	-	1-5/0	1-11/0	DNP	4-59/0	2-54/0	1-3/1	4-40/0	1-10/0	3-21/0	1-8/0	3-44/0
Andrew Erickson	20-263/1	2-12/0	3-29/0	3-38/1	2-61/0	-	DNP	2-31/0	3-30/0	1-15/0	-	1-5/0	3-42/0
Trace Bruckler	9-89/0	-	-	-	2--2/0	-	1-12/0	-	1-25/0	-	4-53/0	-	1-1/0
Duece Jones	8-194/1	1-16/0	1-78/1	3-31/0	1-34/0	1-7/0	-	-	1-28/0	DNP	DNP	DNP	DNP
Luke Wysong	7-110/1	1-5/0	4-53/1	1-41/0	DNP	DNP	1-11/0	DNP	DNP	DNP	DNP	DNP	DNP
Jacory Croskey-Merritt	7-72/1	-	-	1-31/0	1-17/0	2-15/0	-	-	1--2/0	1-1/1	1-10/0	-	-
Kaydin Pope	6-67/1	DNP	1-46/1	DNP	DNP	DNP	1-5/0	3-21/0	-	DNP	1--5/0	-	-
Andrew Henry	5-40/0	DNP	-	DNP	-	-	DNP	3-27/0	-	-	1-5/0	-	1-8/0
Sherod White	4-19/0	-	-	1-13/0	-	-	2-3/0	DNP	DNP	1-3/0	DNP	DNP	DNP
Wyatt McClour	2-47/1	-	-	-	-	-	1-18/0	-	-	-	-	-	1-29/1
Everett Hunter	2-18/0	-	2-18/0	DNP	-	-	-	-	-	-	-	-	-
Zach Vigil	2-11/0	-	-	-	-	DNP	-	2-11/0	-	-	DNP	DNP	DNP
Dorian Lewis	2-10/0	-	-	2-10/0	-	-	DNP	DNP	DNP	DNP	DNP	DNP	DNP
Kade Zimmerman	1-30/0	-	-	DNP	DNP	DNP	1-30/0	DNP	-	DNP	DNP	DNP	DNP
Connor Witthoft	1-11/0	1-11/0	-	DNP	DNP	DNP	DNP	DNP	DNP	DNP	DNP	DNP	DNP
Jacob Godfrey	1-6/0	DNP	DNP	-	DNP	DNP	1-6/0	DNP	-	DNP	DNP	DNP	-
Christian Washington	1-3/0	1-3/0	DNP	DNP	DNP	DNP	-	DNP	DNP	DNP	DNP	DNP	DNP
Devon Dampier	1-1/0	DNP	-	DNP	DNP	-	-	-	-	-	-	-	1-1/0



Game-By-Game Passing

#7 DC Tabscott	Comp	Att	Int	Pct	Yards	TD	Long	Sacked	Effic.
Texas A&M	1	4	0	25.0	16	0	16	0-0	58.6
Tennessee Tech	0	1	1	0.0	0	0	0	0-0	-200.0
Totals	1	5	1	20.0	16	0	16	0-0	6.9

#10 Dylan Hopkins	Comp	Att	Int	Pct	Yards	TD	Long	Sacked	Effic.
Texas A&M	15	24	1	62.5	115	0	22	2-13	94.4
Tennessee Tech	13	17	1	76.5	273	4	78	0-0	277.2
New Mexico St.	20	39	0	51.3	247	1	41	1-9	112.9
Massachusetts	9	17	0	52.9	192	1	55	3-19	167.2
Wyoming	14	30	1	46.7	151	1	20	2-20	93.3
San Jose St.	13	24	1	54.2	187	0	41	1-2	111.3
Hawaii	20	25	0	80.0	202	3	28	1-7	187.5
Nevada	18	34	3	52.9	271	1	59	0-0	112.0
UNLV	15	23	0	65.2	187	0	41	1-11	133.5
Fresno St.	8	18	2	44.4	124	0	46	2-2	80.1
Utah St.	12	31	0	38.7	125	0	28	2-14	72.6
Totals	157	282	9	55.7	2074	11	78	15-97	123.9

#13 Devon Dampier	Comp	Att	Int	Pct	Yards	TD	Long	Sacked	Effic.
Tennessee Tech	2	2	0	100.0	18	0	16	0-0	175.6
Wyoming	4	6	0	66.7	41	2	14	0-0	234.1
San Jose St.	5	6	0	83.3	75	1	21	0-0	243.3
Hawaii	0	1	0	0.0	0	0	0	0-0	0.0
Nevada	3	6	0	50.0	46	0	28	0-0	114.4
UNLV	2	2	0	100.0	9	1	8	0-0	302.8
Boise St.	17	26	0	65.4	200	0	59	3-21	130.0
Fresno St.	2	3	0	66.7	59	1	33	0-0	341.9
Utah St.	5	12	0	41.7	77	1	29	1-1	123.1
Totals	40	64	0	62.5	525	6	59	4-22	162.3



New Mexico Game-By-Game

Date	Opponent	Rushing				Receiving				Passing				Kick Returns				Punt Returns				tot off
		no.	yds	td	lg	no.	yds	td	lg	cmp-att-int	yds	td	lg	no.	yds	td	lg	no.	yds	td	lg	
09/02/2023	at Texas A&M	32	91	1	27	16	131	0	22	16-28-1	131	0	22	6	92	0	20	1	-1	0	0	222
09/09/2023	Tennessee Tech	36	296	4	55	15	291	4	78	15-20-2	291	4	78	1	13	0	13	1	0	0	0	587
09/16/2023	New Mexico St.	32	154	1	19	20	247	1	41	20-39-0	247	1	41	2	51	0	26	1	6	0	6	401
09/23/2023	at Massachusetts	38	136	4	21	9	192	1	55	9-17-0	192	1	55	5	85	0	25	0	0	0	0	328
09/30/2023	at Wyoming	31	225	0	48	18	192	3	20	18-36-1	192	3	20	4	81	0	23	0	0	0	0	417
10/14/2023	San Jose St.	36	129	2	16	18	262	1	41	18-30-1	262	1	41	2	19	0	19	0	0	0	0	391
10/21/2023	Hawaii	38	227	3	33	20	202	3	28	20-26-0	202	3	28	0	0	0	0	0	0	0	0	429
10/28/2023	at Nevada	23	83	2	17	21	317	1	59	21-40-3	317	1	59	4	85	0	30	1	0	0	0	400
11/04/2023	UNLV	45	166	1	19	17	196	1	41	17-26-0	196	1	41	3	47	0	18	0	0	0	0	362
11/11/2023	at Boise St.	31	123	2	19	17	200	0	59	17-26-0	200	0	59	1	10	0	10	0	0	0	0	323
11/18/2023	at Fresno St.	51	345	2	50	10	183	1	46	10-21-2	183	1	46	0	0	0	0	0	0	0	0	528
11/24/2023	Utah St.	47	337	4	64	17	202	1	29	17-44-0	202	1	29	0	0	0	0	0	0	0	0	539
New Mexico		440	2312	26	64	198	2615	17	78	198-353-10	2615	17	78	28	483	0	30	4	5	0	6	4927
Opponents		408	2066	25	68	195	2832	24	75	195-319-4	2832	24	75	29	536	0	34	17	360	1	59	4898

New Mexico Averages

Games	Avg/ rush	Avg/ catch	Pass effic	KR avg	PR avg	All purpose avg/game	Total offense avg/game
12	5.3	13.2	128.5	17.3	1.3	451.5	410.6

Date	Opponent	ua	Tackles		Sacks	Fumble		Pass Defense			blkd kick	PAT attempts			off		
			a	total		ff	fr-yds	int-yds	qbh	brup		kick	rush	rcv	saf	t/o	pts
09/02/2023	at Texas A&M	41	18	59	5.0-32	2-24	1 0-0	0-0	2	3	1	1-1	0	0	0	0	10
09/09/2023	Tennessee Tech	37	24	61	4.0-22	1-9	1 2-37	0-0	3	8	0	8-8	0	0	0	14	56
09/16/2023	New Mexico St.	32	14	46	2.0-8	1-3	1 0-0	0-0	4	2	0	2-2	0	0	0	0	17
09/23/2023	at Massachusetts	32	56	88	5.0-19	1-12	1 0-0	0-0	0	3	0	4-4	0	0	0	0	34
09/30/2023	at Wyoming	38	18	56	2.0-10	1-8	1 0-0	0-0	0	3	0	2-3	0	0	0	0	26
10/14/2023	San Jose St.	23	22	45	3.0-9	0-0	0 0-0	0-0	1	6	0	3-3	0	0	0	0	24
10/21/2023	Hawaii	22	42	64	3.0-14	2-13	2 1-0	3-5	2	8	0	6-6	0	0	0	14	42
10/28/2023	at Nevada	39	30	69	10.0-32	1-6	1 0-0	0-0	2	0	0	1-1	1	0	0	0	24
11/04/2023	UNLV	26	28	54	0.0-0	0-0	0 0-0	0-0	1	4	0	2-2	0	0	0	0	14
11/11/2023	at Boise St.	33	24	57	3.0-10	1-7	0 0-0	0-0	1	3	0	2-2	0	0	0	0	14
11/18/2023	at Fresno St.	26	22	48	3.0-23	2-21	1 1-0	0-0	4	5	0	1-1	0	0	0	0	25
11/24/2023	Utah St.	37	38	75	6.0-18	3-14	1 0-0	1-2	3	3	0	5-5	0	0	0	0	41
New Mexico		386	336	722	46.0-197	15-117	10 4-37	4-3	23	48	1	37-38	1	0	0	28	327
Opponents		391	386	777	68.0-235	19-119	6 5-70	10-203	30	51	2	47-47	2	1	0	63	421

Date	Opponent	Punting										Field Goals			Kickoffs			
		no.	yds	avg	long	blkd	tb	fc	50+	i20	md-att	long	blkd	no.	yds	avg	tb	ob
09/02/2023	at Texas A&M	6	225	37.5	50	0	0	2	1	1	1-1	27	0	3	136	45.3	0	0
09/09/2023	Tennessee Tech	2	92	46.0	53	0	0	1	1	0	0-0	0	0	9	572	63.6	5	0
09/16/2023	New Mexico St.	3	128	42.7	48	0	0	0	0	1	1-2	25	0	4	257	64.3	2	0
09/23/2023	at Massachusetts	5	188	37.6	51	0	0	2	1	2	0-0	0	0	5	264	52.8	0	0
09/30/2023	at Wyoming	4	201	50.3	61	0	1	0	2	1	2-2	39	0	5	303	60.6	3	0
10/14/2023	San Jose St.	7	278	39.7	59	1	0	3	3	3	1-1	41	0	5	306	61.2	2	0
10/21/2023	Hawaii	3	161	53.7	60	0	0	1	2	2	0-0	0	0	7	447	63.9	5	0
10/28/2023	at Nevada	5	210	42.0	50	0	0	2	1	2	1-1	47	0	4	208	52.0	0	0
11/04/2023	UNLV	6	270	45.0	53	0	0	2	3	1	0-1	0	0	3	195	65.0	2	0
11/11/2023	at Boise St.	4	158	39.5	46	0	0	3	0	0	0-1	0	0	3	169	56.3	0	0
11/18/2023	at Fresno St.	3	110	36.7	40	0	0	1	0	1	2-2	38	0	7	336	48.0	0	0
11/24/2023	Utah St.	5	183	36.6	46	0	0	1	0	3	2-3	22	0	6	302	50.3	2	0
New Mexico		53	2204	41.6	61	1	1	18	14	17	10-14	47	0	61	3495	57.3	21	0
Opponents		38	1618	42.6	60	0	3	16	6	16	20-24	52	1	78	4853	62.2	35	3



Opponent Game-By-Game

Date	Opponent	Rushing				Receiving				Passing				Kick Returns				Punt Returns				tot	off
		no.	yds	td	lg	no.	yds	td	lg	cmp-att-int	yds	td	lg	no.	yds	td	lg	no.	yds	td	lg		
09/02/2023	at Texas A&M	29	134	1	27	24	277	6	35	24-34-0	277	6	35	1	27	0	27	4	53	0	44	411	
09/09/2023	Tennessee Tech	35	98	0	9	20	190	1	31	20-36-0	190	1	31	1	14	0	14	0	0	0	0	288	
09/16/2023	New Mexico St.	30	177	1	26	10	220	2	75	10-15-0	220	2	75	2	42	0	25	2	21	0	21	397	
09/23/2023	at Massachusetts	45	197	1	21	16	298	2	65	16-25-0	298	2	65	4	83	0	26	2	14	0	20	495	
09/30/2023	at Wyoming	31	239	2	66	16	194	1	66	16-25-0	194	1	66	2	42	0	24	1	-4	0	0	433	
10/14/2023	San Jose St.	32	259	4	68	8	272	2	61	8-17-0	272	2	61	3	39	0	20	2	54	1	44	531	
10/21/2023	Hawaii	15	58	0	14	33	345	3	52	33-52-3	345	3	52	2	33	0	21	1	-15	0	1	403	
10/28/2023	at Nevada	48	180	2	31	10	131	0	51	10-19-0	131	0	51	3	38	0	20	1	37	0	37	311	
11/04/2023	UNLV	32	169	5	23	13	247	3	58	13-18-0	247	3	58	1	34	0	34	3	161	0	59	416	
11/11/2023	at Boise St.	42	219	3	22	11	265	2	74	11-19-0	265	2	74	3	65	0	26	0	0	0	0	484	
11/18/2023	at Fresno St.	19	34	2	11	18	195	0	53	18-32-0	195	0	53	6	113	0	34	1	39	0	39	229	
11/24/2023	Utah St.	50	302	4	29	16	198	2	57	16-27-1	198	2	57	1	6	0	6	0	0	0	0	500	
Opponents		408	2066	25	68	195	2832	24	75	195-319-4	2832	24	75	29	536	0	34	17	360	1	59	4898	
New Mexico		440	2312	26	64	198	2615	17	78	198-353-10	2615	17	78	28	483	0	30	4	5	0	6	4927	

Opponents Averages

Games	Avg/ rush	Avg/ catch	Pass effic	KR avg	PR avg	All purpose avg/game	Total offense avg/game
12	5.1	14.5	158.0	18.5	21.2	499.8	408.2

Date	Opponent	Tackles				Sacks	Fumble		Pass Defense			blkd	PAT attempts			off		
		ua	a	total	tfl-yds													
09/02/2023	at Texas A&M	38	32	70	10.0-34	2-13	0	0-0	1-0	6	5	0	7-7	0	0	0	7	52
09/09/2023	Tennessee Tech	26	36	62	5.0-11	0-0	0	0-0	2-45	2	2	0	1-1	0	0	0	0	10
09/16/2023	New Mexico St.	41	18	59	6.0-26	1-9	1	1-0	0-0	2	7	0	3-3	0	0	0	7	27
09/23/2023	at Massachusetts	20	48	68	8.0-28	3-19	1	0-0	0-0	1	5	0	2-2	0	1	0	0	31
09/30/2023	at Wyoming	32	22	54	5.0-28	2-20	2	1-8	1-9	2	9	1	3-3	0	0	0	7	35
10/14/2023	San Jose St.	33	30	63	3.0-8	1-2	0	0-0	1-0	2	6	1	7-7	0	0	0	7	52
10/21/2023	Hawaii	27	40	67	4.0-11	1-7	0	0-0	0-0	2	1	0	3-3	0	0	0	0	21
10/28/2023	at Nevada	30	26	56	4.0-6	0-0	0	0-0	3-108	2	3	0	2-2	1	0	0	18	34
11/04/2023	UNLV	41	34	75	3.0-20	1-11	1	2-62	0-0	2	0	0	8-8	0	0	0	14	56
11/11/2023	at Boise St.	31	22	53	7.0-34	3-21	1	1-0	0-0	4	3	0	4-4	1	0	0	3	42
11/18/2023	at Fresno St.	40	30	70	5.0-9	2-2	0	0-0	2-41	2	3	0	2-2	0	0	0	0	17
11/24/2023	Utah St.	32	48	80	8.0-20	3-15	0	0-0	0-0	3	7	0	5-5	0	0	0	0	44
Opponents		391	386	777	68.0-235	19-119	6	5-70	10-203	30	51	2	47-47	2	1	0	63	421
New Mexico		386	336	722	46.0-197	15-117	10	4-37	4-3	23	48	1	37-38	1	0	0	28	327

Date	Opponent	Punting										Field Goals			Kickoffs			
		no.	yds	avg	long	blkd	tb	fc	50+	i20	md-att	long	blkd	no.	yds	avg	tb	ob
09/02/2023	at Texas A&M	2	92	46.0	49	0	0	1	0	0	1-2	39	1	9	581	64.6	3	0
09/09/2023	Tennessee Tech	6	248	41.3	47	0	0	5	0	1	1-1	37	0	2	129	64.5	0	1
09/16/2023	New Mexico St.	3	128	42.7	52	0	0	1	1	1	2-2	47	0	6	390	65.0	4	0
09/23/2023	at Massachusetts	0	0	0.0	0	0	0	0	0	0	3-4	34	0	6	332	55.3	0	0
09/30/2023	at Wyoming	4	171	42.8	56	0	2	1	1	1	4-4	38	0	8	486	60.8	4	0
10/14/2023	San Jose St.	2	95	47.5	51	0	1	1	1	0	1-2	39	0	9	545	60.6	2	0
10/21/2023	Hawaii	1	43	43.0	43	0	0	0	0	0	0-0	0	0	4	260	65.0	4	0
10/28/2023	at Nevada	5	212	42.4	48	0	0	1	0	3	4-4	52	0	8	518	64.8	4	0
11/04/2023	UNLV	2	78	39.0	47	0	0	1	0	2	0-0	0	0	9	579	64.3	5	0
11/11/2023	at Boise St.	2	94	47.0	55	0	0	1	1	2	2-2	44	0	8	489	61.1	4	0
11/18/2023	at Fresno St.	6	245	40.8	43	0	0	4	0	3	1-2	44	0	3	187	62.3	2	1
11/24/2023	Utah St.	5	212	42.4	60	0	0	0	2	3	1-1	32	0	6	357	59.5	3	1
Opponents		38	1618	42.6	60	0	3	16	6	16	20-24	52	1	78	4853	62.2	35	3
New Mexico		53	2204	41.6	61	1	1	18	14	17	10-14	47	0	61	3495	57.3	21	0



Game-By-Game Comparison

Opponent	Score	First Downs				Rushing Number-Yards	Passing		Total Offense Plays-Yards	Return Yards	Turn- Overs
		Total	Rush	Pass	Pen		Comp-Att.-Int	Yards			
Texas A&M	10-52	18 / 27	6 / 9	8 / 13	4 / 5	32-91 / 29-134	16-28-1 / 24-34-0	131 / 277	60-222 / 63-411	91 / 80	1 / 0
Tennessee Tech	56-10	24 / 19	10 / 6	11 / 9	3 / 4	36-296 / 35-98	15-20-2 / 20-36-0	291 / 190	56-587 / 71-288	50 / 59	2 / 2
New Mexico St.	17-27	26 / 15	11 / 7	13 / 8	2 / 0	32-154 / 30-177	20-39-0 / 10-15-0	247 / 220	71-401 / 45-397	57 / 63	1 / 0
Massachusetts	34-31	19 / 21	7 / 10	8 / 9	4 / 2	38-136 / 45-197	9-17-0 / 16-25-0	192 / 298	55-328 / 70-495	85 / 97	0 / 0
Wyoming	26-35	25 / 18	9 / 9	13 / 7	3 / 2	31-225 / 31-239	18-36-1 / 16-25-0	192 / 194	67-417 / 56-433	81 / 55	2 / 0
San Jose St.	24-52	18 / 18	6 / 9	12 / 6	0 / 3	36-129 / 32-259	18-30-1 / 8-17-0	262 / 272	66-391 / 49-531	19 / 93	1 / 0
Hawaii	42-21	25 / 27	12 / 2	11 / 21	2 / 4	38-227 / 15-58	20-26-0 / 33-52-3	202 / 345	64-429 / 67-403	5 / 18	0 / 4
Nevada	24-34	22 / 20	5 / 10	13 / 6	4 / 4	23-83 / 48-180	21-40-3 / 10-19-0	317 / 131	63-400 / 67-311	85 / 183	3 / 0
UNLV	14-56	20 / 17	9 / 10	11 / 7	0 / 0	45-166 / 32-169	17-26-0 / 13-18-0	196 / 247	71-362 / 50-416	47 / 257	2 / 0
Boise St.	14-42	21 / 24	9 / 13	10 / 9	2 / 2	31-123 / 42-219	17-26-0 / 11-19-0	200 / 265	57-323 / 61-484	10 / 65	1 / 0
Fresno St.	25-17	26 / 13	20 / 3	6 / 8	0 / 2	51-345 / 19-34	10-21-2 / 18-32-0	183 / 195	72-528 / 51-229	0 / 193	2 / 1
Utah St.	41-44	35 / 30	18 / 17	7 / 7	10 / 6	47-337 / 50-302	17-44-0 / 16-27-1	202 / 198	91-539 / 77-500	-2 / 6	0 / 1
Totals	327-421	279 / 249	122 / 105	123 / 110	34 / 34	440-2312 / 408-2066	198-353-10 / 195-319-4	2615 / 2832	793-4927 / 727-4898	528 / 1169	15 / 8

Opponents	3rd Down Conversion	4th Down Conversion	Time of Possession	TOP Margin	Avg Yds/Rush	Avg Yds/Pass	Avg Yds/Play	Punting Number-Avg	Penalties Number-Yards	Sacks
Texas A&M	3-13 / 3-7	1-2 / 1-1	34:20 / 25:40	08:40	2.8 / 4.6	4.7 / 8.1	3.7 / 6.5	6-37.5 / 2-46.0	10-114.0 / 9-88.0	2 / 2
Tennessee Tech	6-9 / 9-18	0-0 / 0-2	28:56 / 28:38	00:18	8.2 / 2.8	14.6 / 5.3	10.5 / 4.1	2-46.0 / 6-41.3	11-95.0 / 12-93.0	1 / 0
New Mexico St.	6-12 / 2-7	1-1 / 0-0	32:07 / 27:53	04:14	4.8 / 5.9	6.3 / 14.7	5.6 / 8.8	3-42.7 / 3-42.7	7-55.0 / 7-77.0	1 / 1
Massachusetts	5-10 / 6-13	0-0 / 0-3	27:49 / 32:11	-04:22	3.6 / 4.4	11.3 / 11.9	6.0 / 7.1	5-37.6 / 0-0.0	6-55.0 / 11-75.0	1 / 3
Wyoming	6-14 / 2-11	1-1 / 0-0	31:13 / 28:47	02:26	7.3 / 7.7	5.3 / 7.8	6.2 / 7.7	4-50.3 / 4-42.8	10-90.0 / 6-60.0	1 / 2
San Jose St.	5-15 / 3-8	2-2 / 1-1	33:46 / 26:14	07:32	3.6 / 8.1	8.7 / 16.0	5.9 / 10.8	7-39.7 / 2-47.5	15-120.0 / 11-86.0	0 / 1
Hawaii	4-8 / 1-10	1-1 / 2-5	34:15 / 25:45	08:30	6.0 / 3.9	7.8 / 6.6	6.7 / 6.0	3-53.7 / 1-43.0	10-110.0 / 2-30.0	2 / 1
Nevada	3-12 / 4-13	2-3 / 0-0	24:33 / 35:27	-10:54	3.6 / 3.8	7.9 / 6.9	6.3 / 4.6	5-42.0 / 5-42.4	7-60.0 / 12-111.0	1 / 0
UNLV	4-12 / 5-8	1-2 / 1-1	37:18 / 22:42	14:36	3.7 / 5.3	7.5 / 13.7	5.1 / 8.3	6-45.0 / 2-39.0	7-60.0 / 6-35.0	0 / 1
Boise St.	4-10 / 6-10	0-1 / 0-1	32:53 / 27:07	05:46	4.0 / 5.2	7.7 / 13.9	5.7 / 7.9	4-39.5 / 2-47.0	9-62.0 / 4-40.0	1 / 3
Fresno St.	7-13 / 4-13	0-0 / 1-1	39:05 / 20:55	18:10	6.8 / 1.8	8.7 / 6.1	7.3 / 4.5	3-36.7 / 6-40.8	12-100.0 / 2-10.0	2 / 2
Utah St.	7-17 / 4-14	0-1 / 3-3	34:13 / 28:33	05:40	7.2 / 6.0	4.6 / 7.3	5.9 / 6.5	5-36.6 / 5-42.4	15-155.0 / 13-183.0	3 / 3
Totals	60-145 / 49-132	9-14 / 9-18	390:28 / 329:52	60:36	5.3 / 5.1	7.4 / 8.9	6.2 / 6.7	53-41.6 / 38-42.6	119-1076 / 95-888.0	15 / 19

Note: Game totals are displayed in the format TEAM/OPPONENT for each category



Game-By-Game Tackles

Total Tackles

Player	S-A	Total	TA&M	TNTech	NMSU	UMass	UW	SJSU	Hawaii	Nevada	UNLV	Boise	Fresno	USU
Alec Marengo	32-34	66	1-0	3-1	4-1	1-11	4-5	3-2	2-1	3-1	2-2	2-2	0-4	7-4
Christian Ellis	34-25	59	1-1	3-3	2-0	5-5	4-1	3-4	3-3	3-2	3-0	4-1	1-0	2-5
Dereck Moore	24-25	49	DNP	DNP	DNP	0-1	-	-	2-5	8-2	3-5	5-3	0-3	6-6
Syaire Riley	22-27	49	2-1	4-5	3-3	3-6	0-2	2-1	DNP	DNP	0-3	3-3	2-0	3-3
Dimitri Johnson	25-23	48	3-1	3-1	1-1	3-3	1-0	0-1	0-6	3-2	4-1	1-3	2-2	4-2
Tavian Combs	29-17	46	7-4	DNP	8-0	5-9	7-2	2-2	DNP	DNP	DNP	DNP	DNP	DNP
Jer'Marius Lewis	27-18	45	1-0	4-0	2-0	-	-	1-0	1-6	5-4	5-1	2-4	3-3	3-0
Zach Morris	28-8	36	3-1	5-1	1-0	1-1	5-1	2-0	1-2	3-0	2-2	-	5-0	-
Noa Pola-Gates	15-12	27	5-2	1-2	1-0	5-2	1-0	1-4	-	0-1	-	1-0	-	0-1
Gabriel Lopez	10-16	26	0-1	1-1	0-2	2-0	-	2-0	1-2	0-3	1-2	1-2	-	2-3
Kyler Drake	11-14	25	2-1	1-3	1-1	0-1	-	1-1	0-1	1-3	2-3	-	1-0	2-0
Donte Martin	19-5	24	8-0	-	1-1	-	2-0	-	2-0	-	1-1	1-1	2-2	2-0
Destin Gainer	9-12	21	2-1	0-1	0-1	2-2	1-0	1-0	-	2-0	0-3	1-1	0-1	0-2
Mihalis Santorineos	12-8	20	-	4-0	1-0	DNP	DNP	-	3-1	2-1	0-2	2-2	0-1	0-1
Hunter Rapolla	4-16	20	0-2	-	-	0-3	2-2	-	0-3	1-1	0-1	-	1-1	0-3
Tyler Kiehne	8-9	17	2-1	1-0	1-1	1-1	1-1	-	-	0-3	0-1	1-1	1-0	-
Aaron Smith	10-4	14	-	2-0	2-0	-	5-1	-	-	DNP	-	1-0	0-1	0-2
Hunter Sellers	9-4	13	DNP	DNP	DNP	0-1	-	2-0	2-2	0-1	-	5-0	DNP	-
Tate Zimmerman	8-4	12	-	1-0	0-1	-	2-0	0-1	0-1	DNP	-	1-0	4-0	0-1
Bryce Santana	3-8	11	-	-	-	1-4	1-2	1-0	-	-	0-1	-	0-1	-
Jayden Wilson	3-7	10	-	2-1	-	0-1	-	0-1	1-1	0-2	-	-	0-1	-
Marvin Covington	5-3	8	-	-	-	2-0	-	1-2	DNP	2-1	-	DNP	DNP	DNP
Bryson Taylor	5-3	8	-	1-0	DNP	-	DNP	0-1	2-1	-	-	-	-	2-1
Ja'Shon Lowery	3-4	7	-	-	DNP	DNP	DNP	DNP	1-4	2-0	DNP	DNP	DNP	DNP
Ray Leutele	2-5	7	0-2	1-2	1-1	DNP	DNP	DNP	DNP	DNP	DNP	DNP	DNP	DNP
Duece Jones	4-2	6	2-0	-	2-0	-	0-1	0-1	-	-	DNP	DNP	DNP	DNP
Avery Burt	1-5	6	DNP	DNP	DNP	DNP	DNP	DNP	0-2	-	-	-	-	1-3
David Murphy	2-3	5	DNP	0-2	1-0	0-1	-	1-0	-	-	-	-	-	-
Hunter Wiggins	1-4	5	DNP	DNP	-	0-2	-	-	-	0-1	-	1-0	0-1	-
Tavien Ford	0-5	5	-	0-1	-	0-2	DNP	-	-	0-1	-	0-1	-	-
Josh Williamson	3-1	4	DNP	-	-	-	-	-	-	1-0	-	-	1-0	1-1
Aaron Rodriguez	2-1	3	-	-	-	-	-	0-1	-	-	2-0	-	-	-
Blaine Smith	2-1	3	DNP	-	-	-	-	-	1-0	-	-	-	0-1	1-0
Bobby Wooden	2-0	2	-	-	-	DNP	DNP	DNP	-	1-0	-	-	-	1-0
Dylan Hopkins	2-0	2	-	-	-	-	1-0	-	-	-	1-0	DNP	-	-
Jaylen Morgan	2-0	2	DNP	DNP	DNP	DNP	DNP	DNP	-	DNP	DNP	DNP	2-0	DNP
JC Davis	2-0	2	-	-	-	1-0	1-0	-	-	-	-	-	-	-
Zach Vigil	1-1	2	1-0	-	0-1	-	DNP	-	-	-	-	DNP	DNP	DNP
Joe Maez	0-2	2	-	-	-	-	-	-	0-1	0-1	-	-	-	-
Caleb Medford	1-0	1	-	-	-	-	-	-	-	1-0	-	-	-	-
Andrew Erickson	1-0	1	-	-	-	-	-	DNP	-	-	-	-	1-0	-
Brendan Durkin	1-0	1	1-0	-	-	-	-	-	-	-	-	-	-	-
Isaiah Sillemmon	1-0	1	-	-	-	-	-	-	-	1-0	-	-	-	-
Landon Williams	1-0	1	DNP	-	-	DNP	-	-	-	-	-	1-0	-	-



INDIVIDUAL

50-YARD TOUCHDOWN RUN

New Mexico: 64, Andrew Henry vs. Utah State (11/24/2023)
Opponent: 66, Harrison Waylee, Wyoming (9/30/2023) (Non-TD)
70-YARD RUN

New Mexico: 75, Bobby Cole vs. UNLV (11/6/2021)
Opponent: 76, Cole McDonald, Hawai'i (10/26/2019)

70-YARD RECEPTION

New Mexico: 78, Duece Jones from Dylan Hopkins vs. Tennessee Tech (9/9/2023)
Opponent: 74, Prince Strachan from Maddux Madsen, Boise State (11/11/2023)

30 RUSHING ATTEMPTS

New Mexico: 31, Jacory Croskey-Merritt vs. Utah State (11/24/2023)
Opponent: 33, Xavien Valladay, Wyoming (10/19/2019)

150 YARDS RUSHING

New Mexico: 233, Jacory Croskey-Merritt vs Utah State (11/24/2023)
Opponent: 153, Levi Williams, Utah State (11/24/2023)

200 YARDS RUSHING

New Mexico: 233, Jacory Croskey-Merritt vs Utah State (11/24/2023)
Opponent: 253, Jonathan Taylor, Wisconsin (9/8/2018)

TWO PLAYERS, 100+ YARDS RUSHING

New Mexico: Tyrone Owens (164), Daryl Chestnut (145) & Lamar Jordan (116) vs. UNLV (11/17/2017)
Opponent: Levi Williams (153) & Rahsul Faison (106), Utah State (11/24/2023)

THREE PLAYERS, 100+ YARDS RUSHING

New Mexico: Tyrone Owens (164), Daryl Chestnut (145) & Lamar Jordan (116) vs. UNLV (11/17/2017)
Opponent: Marvin Kinsey (127), Izzy Matthews (107) & Dalyn Dawkins (102), Colorado State (11/19/2016)

30 PASS COMPLETIONS

New Mexico: 30, B.R. Holbrook vs. Texas Tech (9/11/2010)
Opponent: 33, Brayden Schager, Hawai'i (10/21/2023)

50 PASS ATTEMPTS

New Mexico: 50, B.R. Holbrook vs. Texas Tech (9/11/2010)
Opponent: 52, Bryaden Schager, Hawai'i (10/21/2023)

400 YARDS PASSING

New Mexico: 408, Casey Kelly vs. UNLV (11/1/2003)
Opponent: 410, Chevan Cordeiro, Hawai'i (11/7/2020)

100 YARDS RUSHING & PASSING

New Mexico: Trae Hall (154 rushing, 107 passing) vs. Utah State (11/30/2019)
Opponent: Levi Williams (153 rushing, 198 passing), Utah State (11/24/2023)

500 YARDS TOTAL OFFENSE

New Mexico: 594, Jeremy Leach vs. Utah (11/11/1989)
Opponent: 527, Derek Carr, Fresno State (11/23/2013)

10 PASS RECEPTIONS

New Mexico: 11, Ty Kirk vs. New Mexico State (10/1/2011)
Opponent: 10, Bailey Gaither, San José State (10/31/2020)

150 YARDS RECEIVING

New Mexico: 209, Deon Long vs. Sam Houston State (9/24/2011)
Opponent: 165, Ricky White III, UNLV (11/4/2023)

2+ PLAYERS, 100+ YARDS RECEIVING

New Mexico: Deon Long (209) & Ty Kirk (127) vs. Sam Houston State (9/24/2011)
Opponent: Bailey Gaither (208) & Tre Walker (107), San José State (10/31/2020)

SCORED THREE TOUCHDOWNS

New Mexico: 3, Jacory Croskey-Merritt vs. Tennessee Tech (9/9/2023)
Opponent: 3, Levi Williams, Utah State (11/24/2023)

FOUR TOUCHDOWN PASSES

New Mexico: 4, Dylan Hopkins vs. Tennessee Tech (9/9/2023)
Opponent: 5, Conner Weigman, Texas A&M (9/2/2023)

FOUR RUSHING TOUCHDOWNS

New Mexico: 4, Ahmari Davis at New Mexico State (9/15/2018)
Opponent: 4, Brad Roberts, Air Force (11/20/2020)

THREE TOUCHDOWN RECEPTIONS

New Mexico: 3, Deon Long vs. Sam Houston State (2011)
Opponent: 3, Noah Davis, Texas A&M (9/2/2023)

FIVE FIELD GOALS

New Mexico: 5, James Aho vs. Arizona (2008)
Opponent: 5, Cayden Camper, Colorado State (10/16/2021)

50-YARD FIELD GOAL

New Mexico: 51, George Steinkamp vs. UTEP (9/17/2022)
Opponent: 52, Brandon Talton, Nevada (10/28/2023)

TWO INTERCEPTIONS

New Mexico: 2, Jermarius Lewis vs. Hawai'i (10/21/2023)
Opponent: 2, Tariq Thompson, San Diego State (11/24/2017)

TWO FUMBLE RECOVERIES

New Mexico: 2, Adebayo Soremekun vs. San Diego St. (11/3/2018)
Opponent: 2, Sonatane Lui, Boise State, 11/16/2019

PUNT RETURN FOR TOUCHDOWN (no block)

New Mexico: 63 yards, Luke Wysong vs. Colorado St. (10/16/2021)
Opponent: 44 yards, Tyson Thompson, Houston Baptist (9/2/2021)

TWO PUNT RETURNS FOR TOUCHDOWN (no block)

New Mexico: Has not occurred
Opponent: 64 yards, 61 yards Cliff Harris, Oregon (2010)

TWO BLOCKED PUNTS FOR TOUCHDOWN

New Mexico: Has not occurred
Opponent: Boise State (7 yards for Tyreque Jones; 6 yards for Dylan Herberg, 11/20/2021)

KICKOFF RETURN FOR A TOUCHDOWN

New Mexico: 100 yards, Christian Washington vs. Boise State (9/9/2022)
Opponent: 100 yards, Mike Edwards, Hawai'i (10/13/2012)

INTERCEPTION RETURN FOR TOUCHDOWN

New Mexico: 22 yards, Reco Hannah vs. UTEP (9/17/2022)
Opponent: 43 yards, Richard Toney, Jr., Nevada (10/28/2023)

BLOCKED PAT

New Mexico: Adebayo Soremekun at San José State (10/4/2019)
Opponent: DeVonne Harris, Wyoming (9/30/2023)

BLOCKED FIELD GOAL

New Mexico: Tavian Combs at Texas A&M (9/2/2023)
Opponent: Michael Purcell, Air Force (11/20/2020)

BLOCKED FIELD GOAL RETURN

New Mexico: 45 yards, Anthony Hooks vs. UTEP (2010)
Opponent: Has not occurred

BLOCKED PUNT

New Mexico: Victor James at San Diego State (10/31/2009)
Opponent: Keynan Higgins, San Jose State (10/14/2023 - Recovered by Justin Stearns, returned 7 yards for TD)

FUMBLE RETURN FOR A TOUCHDOWN

New Mexico: 15 yards, Ray Leutele at San Diego State (10/9/2021)
Opponent: 55 yards, Hunter Reynolds, Utah State (11/26/2022)

DEFENSIVE TWO-POINT CONVERSION

New Mexico: Jalin Burrell vs. New Mexico State (9/9/2017)
Opponent: Jakorey Hawkins, Wyoming (9/30/2023)

TEAM

OVERTIME GAME

1 OT - W 34-31 at UMass (9/23/2023)
 2 OT - L 41-44 Utah State (11/24/2023)
 3 OT - W 39-36 Utah State (9/12/1998)

SHUTOUT

New Mexico: 41-0 vs Maine (9/3/2022); FBS: 24-0 vs. Wyoming (10/4/2008)
Opponent: 38-0, at LSU (9/24/2022)

50 POINTS

New Mexico: 56 vs. Tennessee Tech (9/9/2023)
Opponent: 56, UNLV (11/4/2023)

60 RUSHING ATTEMPTS

New Mexico: 60 at UNLV (10/6/2018)
Opponent: 70, Air Force (11/12/2022)

300 YARDS RUSHING

New Mexico: 337, Utah State (11/24/2023)
Opponent: 302, Utah State (11/24/2023)

400 YARDS RUSHING

New Mexico: 482, UNLV (11/17/2017)
Opponent: 423, Air Force (11/12/2022)

FOUR RUSHING TDS

New Mexico: 4, Utah State (11/24/2023)
Opponent: 4, Utah State (11/24/2023)

300 YARDS PASSING

New Mexico: 317 at Nevada (10/28/2023)
Opponent: 345, Hawai'i (10/21/2023)

400 YARDS PASSING

New Mexico: 434 vs. Sam Houston State (9/24/2011)
Opponent: 414, LSU (9/24/2022)

FOUR PASSING TDS

New Mexico: 4, Tennessee Tech (9/9/2023)
Opponent: 6, Texas A&M (9/2/2023)

500 YARDS TOTAL OFFENSE

New Mexico: 539, Utah State (11/24/2023)
Opponent: 500, Utah State (11/24/2023)

30 FIRST DOWNS

New Mexico: 35, Utah State (11/24/2023)
Opponent: 30, Utah State (11/24/2023)

INTERCEPTED FIVE PASSES

New Mexico: 5 at New Mexico State (9/15/2018)
Opponent: 5, Wyoming (10/28/2017)

100 YARDS IN PENALTIES

New Mexico: 155, Utah State (11/24/2023)
Opponent: 183, Utah State (11/24/2023)

NO PENALTIES

New Mexico: Air Force (11/10/2018)
Opponent: Air Force (10/23/2008)

LOST FIVE FUMBLES

New Mexico: 5 vs. Brigham Young (10/25/1984)
Opponent: 5, Air Force (10/25/2007)

FAILED TO GAIN 100 YARDS RUSHING

New Mexico: 83, at Nevada (10/28/2023)
Opponent: 34, Fresno State (11/18/2023)

FAILED TO GAIN 100 YARDS PASSING

New Mexico: 42, Utah State (11/5/2022)
Opponent: 96, Maine (9/3/2022)

FAILED TO GAIN 200 YARDS TOTAL OFFENSE

New Mexico: 172, Air Force (11/12/2022)
Opponent: 118, Maine (9/3/2022)

RECORDED A SAFETY

New Mexico: Jermane Conyers tackled Utah State's Derrick Thompson in the end zone after a fumbled handoff (10/27/2018)
Opponent: Int. Grounding in end zone, New Mexico St. (9/11/2021)

NO PUNTS


New Mexico: vs. Colorado State (11/16/2013)
Opponent: UMass (9/23/2023)

SCORED TDS ON OFFENSE, DEFENSE AND SPECIAL TEAMS

New Mexico: vs. ULM (10/22/2016)
Opponent: Utah (9/18/2010)
 (Non-Traditional), Utah State (11/5/2022 - Fake FG for ST TD)

TOP MARKS BY UNM OPPONENTS VS. LOBOS

INDIVIDUAL	TEAM	INDIVIDUAL	TEAM
First Downs 40, Boise State (11/14/2015)		INTs 3, Gerald Campbell, UTEP (1950)	
Rushing Att. 47, Steve Bartalo, CSU (1985)		3, Gene Franz, BYU (1962)	
	82, Air Force (1987)	3, Derwin Gray, BYU (1990)	
Rushing Yards 325, Andre Davis, TCU (1994)			7, UTEP (1950)
	646, Air Force (1987)		7, West Texas (1950)
Long TD 94, Alvester Alexander, Wyoming (2010)			7, Arizona (1953)
Rushing TDs 6, Kapri Bibbs, Colorado State (2013)		Rec. Yards 281, Thomas Sperbeck, Boise State (11/14/2015)	
	10, Air Force (1987)	Receptions 22, Jay Miller, BYU (1973)	
Pass Att. 75, Brett Rypien, Boise State (11/14/2015)		TD Rec. 4, Kirk Pendleton, BYU (1983)	
	75, Boise State (11/14/2015)	4, Roger Garidel, Utah (1971)	
Pass Comp. 47, Chase Holbrook, New Mexico St. (2007)		INT Return 100, Larry Durham, UTEP (1962)	
	47, New Mexico St. (2007)	Field Goals 5, Hawai'i (1981)	
Passing Yards 585, Robbie Bosco, BYU (1985)		5, Washington St. (2003)	
	585, BYU (1985)	Long FG 56, Owen Pochman, BYU (2000)	
Long Pass 98, Jack Steptoe from Dan Hagemann, Utah (1976)		Punts 13, Lonnie Crittenden, UTEP (1962)	
Total Plays 84, Brad Smith, Missouri (2005)			13, UTEP (1962)
	105, Missouri (2005)		13, UTEP (1983)
Total Off. 592, Robbie Bosco, BYU (1985)		Long Punt 89, Jeff Babcock, Colorado St. (2004)	
	822, Fresno State (2013)	Punt Return 95, Morris Owens, Arizona St. (1972)	
TD Passes 7, Derek Carr, Fresno State (2013)		KO Return 100, Cedric Johnson, UTEP (1996)	
	7, Fresno State (2013)	100, Ivory McCann, Texas Tech (2001)	
	7, UTEP (1967)		

10
52Game 1: 9/2/2023
College Station, Texas
Att: 97,56010
56Game 2: 9/9/2023
Albuquerque, N.M.
Att: 17,279

COLLEGE STATION, Texas --- Texas A&M scored touchdowns on each of its first five drives to spoil an encouraging opening game effort by New Mexico as the No. 23/25 Aggies defeated the Lobos 51-10 in front of 97,560 fans. The Lobos return to Albuquerque to open a two-game homestand, first against Tennessee Tech next Saturday in the home opener.

The Lobos trailed just 7-0 after a first quarter that saw UNM play keep-away. UNM didn't score on its opening drive, but it chewed up 6:46 of the first quarter. Twice UNM converted on third down on the drive, going 2-for-3 on third down on the opening drive after ranking last in the country in that stat a year ago.

However, a 28-point second quarter was UNM's undoing. The Lobos were able to answer an Aggie touchdown on the first play of the second quarter with a brilliant 27-yard touchdown run by Jacory Croskey-Merritt, keyed by a huge downfield block by Andrew Erickson.

From there the rest of the half was all Texas A&M. Conner Weigman hit Noah Davis for his third touchdown pass of the half to make it 21-7, and he added one more sandwiched around a Le'Veon Moss 2-yard run to make it 35-7. The Aggies tried to tack on at the end of the half but Tavian Combs broke through the line and blocked a 48-yard field goal attempt by Randy Bond to keep it there.

UNM forced a punt to open the second half and then burned over seven minutes of clock time, culminating in a 27-yard Luke Drzewiecki field goal, but the Aggies answered with a fifth Weigman touchdown pass to make it 42-10 after three quarters. The Lobo defense regathered after halftime and turned in a pair of sacks, including a 15-yarder for Kyle Drake.

Overall, the Aggies only totaled 411 yards, while UNM had 222. That total is more than UNM had in UNM's last two SEC games combined, as they had 210 yards combined against A&M in 2021 (122) and LSU in 2022 (88). Penalties were a bugaboo in game one for both teams as UNM had 10 for 114 yards and Texas A&M had nine for 88 yards.

Dylan Hopkins in his first start for UNM was very good, going 16-for-25 with 115 yards. Jeremiah Hixon played just three quarters and had six catches for 42 yards, and DJ Washington was also solid with four catches for 42 yards. Croskey-Merritt led the rushing attack with 50 yards on 11 carries.

UNM's offensive line, which struggled mightily in 2022, allowed just two sacks on the day and kept Hopkins out of harms way.

ALBUQUERQUE, N.M. --- Jacory Croskey-Merritt had a career day with a career-high 162 yards and a career-high three touchdowns, and Dylan Hopkins was just about as efficient as one could be as the Lobos ended a 10-game losing streak in resounding style with a 56-10 win over Tennessee Tech in front of UNM's best season-opening crowd in five years.

Croskey-Merritt had two big runs, racing in from 48 yards in the first quarter and then surpassing it with a 55-yard burst on UNM's opening drive of the second half. In between, he punched in a 1-yard run after Caleb Medford pulled in a 49-yard pass to the 1-foot line despite being held on the play. Merritt had never scored three touchdowns in any game while at Alabama State.

That pass to Medford was one of a number of brilliant throws by Hopkins, who was 13-for-17 for 273 yards and four touchdowns. After a 7-7 opening quarter in which both teams scored on its opening drives, UNM went to work. It was the Hopkins-to-Medford pass play that was the key marker in what ended up being an 89-yard touchdown drive, UNM's third touchdown drive of the season that was 87 yards or more.

After a stop, Hopkins took over at the Lobo 22, and he needed no time in order to make it 21-7. Hopkins dropped back and hit speedster Duece Jones in stride for a career-best 78-yard touchdown. UNM then got a turnover when Ray Leutele knocked the ball loose from back-up quarterback Hayes Gibson, and Dimitri Johnson returned it 37 yards into Golden Eagle territory. Hopkins cleaned up that drive by hitting Luke Wysong in the end zone to make it 28-7.

Tennessee Tech drove the length of the field and tacked on a 37-yard field goal to make it 28-10 at the break. Tech opened the half with the ball but UNM pitched a three and out, and after taking over at its own 38-yard line, Croskey-Merritt put up his third touchdown of the game. That three-and-out was the beginning of a stellar half of defense in which UNM allowed just 76 yards of offense on 33 plays.

UNM made it 42-10 on the legs of local product Dorian Lewis, who rushed three times for 49 yards before Hopkins hit DJ Washington for 16 yards for Washington's first Division I score. Hopkins then capped off his night with a 46-yard touchdown pass to Kaydin Pope.

Overall the Lobos totaled 587 yards in the game, with a near even split of 291 passing and 296 rushing.

Team	1st	2nd	3rd	4th	Total
New Mexico	0	7	3	0	10
No. 23/25 Texas A&M	7	28	7	10	52

SCORING SUMMARY

Team	Qtr	Time	Scoring Play	Plays-Yds, TOP	UNM-A&M
A&M	1	5:00	Noah Thomas 15 pass from Conner Weigman (Randy Bond kick)	7-85, 3:10	0-7
A&M	2	14:53	Evan Stewart 35 pass from Weigman (Bond kick)	5-45, 1:37	0-14
UNM	2	10:32	Jacory Croskey-Merritt 27 run (Luke Drzewiecki kick)	6-88, 4:15	7-14
A&M	2	8:03	Thomas 34 pass from Weigman (Bond kick)	6-67, 2:23	7-21
A&M	2	5:30	Le'Veon Moss 2 run (Bond kick)	5-38, 2:02	7-28
A&M	2	1:27	Thomas 9 pass from Weigman (Bond kick)	5-37, 2:00	7-35
UNM	3	6:09	Drzewiecki 27 FG	12-52, 7:09	10-35
A&M	3	2:30	Stewart 8 pass from Weigman (Bond kick)	9-70, 3:39	10-42
A&M	4	7:35	Moose Muhammad III 12 pass from Max Johnson (Bond kick)	6-55, 3:37	10-49
A&M	4	1:10	Bond 39 FG	9-40, 3:32	10-52

TIME DETAILS

Kickoff time: 6:06 PM End of Game: 9:37 PM Total elapsed: 3:31

	New Mexico	Texas A&M
First Downs	18	27
Rushes-Yards	32-91	29-134
C-A-I-Yards	16-28-1	24-34-0
Plays-Total Offense	60-222	63-411
Fumbles-Lost	1-0	1-0
Penalties-Yards	10-114	9-88
Punts-Avg	6-37.5	2-46.0
Time of Possession	34:20	25:40
3rd Downs	3-13	3-7
4th Downs	1-2	1-1

Passing: UNM-Dylan Hopkins 15-24-1-115, DC Tabscott 1-4-0-16; A&M-Conner Weigman 18-23-0-236, Max Johnson 6-9-0-41, Team 0-2-0-0

Rushing: UNM-Jacory Croskey-Merritt 11-50, Dorian Lewis 5-19, Sherod White 3-12, Christian Washington 10-10, Dylan Hopkins 3-0; A&M-Amari Daniels 7-51, Le'Veon Moss 6-26, Rueben Owens 7-25, Conner Weigman 3-22, David Bailey 4-20, Max Johnson 2-(-)10.

Receiving: UNM-Jeremiah Hixon 6-42, DJ Washington 4-42, Andrew Erickson 2-12, Duece Jones 1-16, Connor Witthoft 1-11, Luke Wysong 1-5, Christian Washington 1-3; A&M-Evan Stewart 8-115, Noah Thomas 6-74, Ainiis Smith 3-40, Jahdae Walker 3-31, Moose Muhammad III 3-12, Amari Daniels 1-5.

Team	1st	2nd	3rd	4th	Total
Tennessee Tech	7	3	0	0	10
New Mexico	7	21	21	7	56

SCORING SUMMARY

Team	Qtr	Time	Scoring Play	Plays-Yds, TOP	TTU-UNM
UNM	1	9:12	Jacory Croskey-Merritt 48 run (Luke Drzewiecki kick)	10-87, 5:43	0-7
TTU	1	2:17	Metrius Fleming 6 pass from Ethan Roberts (Hayden Olsen kick)	15-75, 6:55	7-7
UNM	2	5:15	Croskey-Merritt 1 run (Drzewiecki kick)	8-89, 4:34	7-14
UNM	2	1:56	Duece Jones 78 pass from Dylan Hopkins (Drzewiecki kick)	1-78, 0:10	7-21
UNM	2	0:55	Luke Wysong 27 pass from Hopkins (Drzewiecki kick)	5-38, 0:35	7-28
TTU	2	0:00	Olsen 37 FG	7-55, 0:55	10-28
UNM	3	12:04	Croskey-Merritt 55 run (Drzewiecki kick)	2-62, 0:55	10-35
UNM	3	4:20	DJ Washington 16 pass from Hopkins (Drzewiecki kick)	5-65, 2:16	10-42
UNM	3	2:13	Kaydin Pope 46 pass from Hopkins (Drzewiecki kick)	1-46, 0:10	10-49
UNM	4	3:49	Devon Dampier 6 run (Drzewiecki kick)	11-77, 6:46	10-56

TIME DETAILS

Kickoff time: 6:02 PM End of Game: 9:18 PM Total elapsed: 3:16

	Tennessee Tech	New Mexico
First Downs	20	24
Rushes-Yards	34-98	36-296
C-A-I-Yards	20-37-0	15-20-2
Plays-Total Offense	71-280	56-587
Fumbles-Lost	3-2	0-0
Penalties-Yards	12-93	11-95
Punts-Avg	6-41.3	2-46.0
Time of Possession	31:04	28:56
3rd Downs	10-18	6-9
4th Downs	0-2	0-0

Passing: TTU-Ethan Roberts 17-28-0-164, Hayes Gibson 0-1-0-0, Maddux Richey 3-7-0-18; UNM-Dylan Hopkins 13-17-1-273, DC Tabscott 0-1-1-0, Devon Dampier 2-2-0-18.

Rushing: TTU-Jayvian Allen 14-59, Justin Pegues 8-41, Ethan Roberts 3-6, Hayes Gibson 3-5, Torin Baker 4-5, Maddux Richey 1-(-)9, Team 1-(-)9; UNM-Jacory Croskey-Merritt 12-162, Dorian Lewis 5-47, Andrew Henry 3-34, Sherod White 7-25, Devon Dampier 3-14, Dylan Hopkins 3-9, Zach Vigil 3-5.

Receiving: TTU-Brad Clark 5-43, Metrius Fleming 3-16, Hunter Barnhart 2-38, Justin Pegues 2-25, Quinton Cross 2-19, Jayvian Allen 2-18, Quavel Thornton 2-11, Extra Widelock 1-8, Reece Perkins 1-4; UNM-Luke Wysong 4-53, Andrew Erickson 3-29, Everett Hunter 2-18, DJ Washington 2-13, Duece Jones 1-78, Caleb Medford 1-49, Kaydin Pope 1-46, Ryan Davis 1-5.






27

17

Game 3: 9/16/2023

Albuquerque, N.M.

Att: 27,414




34

31

Game 4: 9/23/2023

Amhearst, Mass.

Att: 8,298

ALBUQUERQUE, N.M. --- It was a game of missed opportunities for New Mexico, and a 75-yard NMSU touchdown pass right after a fourth quarter score spelled doom as the Lobos dropped a 27-17 decision to New Mexico State. The Lobos now head out for a two-game road trip, starting with a long cross-country trip to face UMass next Saturday at 1:30 pm Mountain Time, 3:30 pm Eastern Time.

New Mexico trailed 17-10 at the break even though it felt like UNM should have been up. On the opening drive, UNM got all the down to the Aggie three-yard line, but a first down sack moved UNM to the 12-yard line, and the Lobos ended up settling for a 25-yard Luke Drzewiecki field goal. After UNM forced a three-and-out, the Lobos again waltzed right down the field.

After Jacory Croskey-Merritt caught a 31-yard pass to the Aggie 19, Sherod White came in and escaped an initial tackle but then fumbled the ball away, ending a chance for UNM to go up 10-0 early.

NMSU took the turnover and went 88 yards in 10 plays, capped by a Star Thomas 2-yard run. UNM answered when Croskey-Merritt scored one play after Justin Holaday barreled into the end zone, only to be oddly called short. Croskey-Merritt's touchdown was his fifth of the season.

NMSU tied it with an Ethan Albertson field goal and then the Aggies scored in the final minute when Diego Pavia hit Jonathan Brady for 31-yard touchdown. That followed the only three-and-out all game for UNM.

Ethan Albertson added a 47-yard field goal but UNM got a 1-yard touchdown pass from Dylan Hopkins to Andrew Erickson early in the fourth to make it a 20-17 game, but on the first play after that, Pavia hit Brady over the middle and he raced 75 yards for a 27-17 lead.

NMSU tried to run out the clock, but couldn't do it, failing the run for a first down on both second-and-1 and third-and-1. The Lobos forced a punt and drove the field needing two scores. UNM almost got one quick but DJ Washington caught a touchdown but was just out of bounds when he hauled it in. Needing two scores and down to a four-and-5, Drzewiecki banged his 29-yard field goal attempt off the left upright, and that ended any chance of a comeback.

The Lobos outgained New Mexico State 401-397, and had 26 first downs to NMSU's 15. The issue was the two long touchdowns, totaling 106 yards on two plays.

Team	1st	2nd	3rd	4th	Total
New Mexico State	0	17	3	7	27
New Mexico	3	7	0	7	17

SCORING SUMMARY

Team	Qtr	Time	Scoring Play	Plays-Yds, TOP	NMSU-UNM
UNM	1	8:25	Luke Drzewiecki 25 FG	12-78, 6:29	0-3
NMSU	1	13:32	Star Thomas 2 run (Ethan Albertson kick)	10-88, 5:18	7-7
UNM	2	9:01	Jacory Croskey-Merritt 1 run (Drzewiecki kick)	7-75, 4:31	7-10
NMSU	2	4:31	Albertson 26 FG	8-66, 4:30	10-10
NMSU	2	0:41	Jonathan Brady 31 pass from Diego Pavia (Albertson kick)	6-63, 2:08	17-10
NMSU	3	1:17	Albertson 47 FG	12-61, 8:08	20-10
UNM	3	10:16	Andrew Erickson 1 pass from Dylan Hopkins (Drzewiecki kick)	11-75, 6:01	20-17
NMSU	3	10:06	Brady 75 pass from Pavia (Albertson kick)	1-75, 0:10	27-17

TIME DETAILS

Kickoff time: 6:03 PM End of Game: 8:57 PM Total elapsed: 2:56

	New Mexico State	New Mexico
First Downs	16	25
Rushes-Yards	30-177	32-154
C-A-I-Yards	10-15-0-220	20-39-0-247
Plays-Total Offense	45-397	71-401
Fumbles-Lost	1-0	1-1
Penalties-Yards	7-77	7-55
Punts-Avg	3-42.7	3-42.7
Time of Possession	27:53	32:07
3rd Downs	2-7	6-12
4th Downs	0-0	1-1

Passing: NMSU-Diego Pavia 9-14-0-203; Eli Stowers 1-1-0-17. UNM-Dylan Hopkins 20-39-0-247.

Rushing: NMSU-Diego Pavia 11-96, Star Thomas 10-54, Monte Watkins 4-26, Jamoni Jones 3-7, TEAM 1-(-1), Eli Stowers 1-(-5). UNM-Jacory Croskey-Merritt 16-83, Dorian Lewis 9-44, Dylan Hopkins 4-16, Sherod White 2-11, Justin Holaday 1-0.

Receiving: NMSU-Jonathan Brady 3-109, Jordan Smith 2-10, Trent Hudson 1-29, Ron Tiavaasue 1-28, Kordell David 1-19, Thomaz Whitford 1-17, Chris Bellamy 1-8. UNM-Jeremiah Hixon 5-45, Andrew Erickson 3-38, Duce Jones 3-31, DJ Washington 2-16, Dorian Lewis 2-10, Luke Wysong 1-41, Jacory Croskey-Merritt 1-31, Sherod White 1-13, Caleb Medford 1-11 Ryan Davis 1-11.

AMHERST, Mass. --- New Mexico allowed a fluky late 65-yard touchdown pass with 45 seconds left to go to overtime, but UNM forced a field goal and Jacory Croskey-Merritt plunged in from two yards out to give New Mexico a heart-stopping 34-31 overtime win, ending UNM's nine-game road losing streak. The win evened UNM's record at 2-2 and gives a little momentum to the team as it opens conference play at the site of UNM's last road win, Wyoming.

In overtime, won the toss and elected to play defense, and that worked to their advantage. UMass' Ahmad Heston, who had a prayer answered in the final minute when his wobbly bomb that looked like a sure interception ended up in the arms of Anthony Simpson for a 65-yard touchdown, rushed three times in the overtime, the final time on third-and-four, and Destin Gainer and Tyler Kiehne made a huge stop to force a field goal attempt from Cameron Carson, which he hit from 34 yards out.

That gave UMass its only lead of the game, but it put UNM's offense on the field. On third-and-8, Dylan Hopkins threw towards the end zone for Caleb Medford, but he was interfered with, giving UNM a first down at the 8-yard line. Hopkins bulled his way to inside the 1-yard line, and then UMass was called for a delay of game. That didn't move the ball, but UMass head coach Don Brown was then given an unsportsmanlike conduct penalty, which gave UNM an extra down.

On second-and-goal from the two, Croskey-Merritt buried his nose behind the left side of the line and he let the big fellas up front do the dirty work, and he scored from 24-yards out to give UNM the win.

Overtime was the furthest thing from UNM's mind up 28-14 at the break as the Lobos scored touchdowns on four straight drives. Hopkins hit Medford from 12 yards out for the opening score of the game, and after UNM got a stop on fourth down in UMass territory, the Lobos needed just four plays to make it 14-0. Croskey-Merritt raced in from 21 yards out for a touchdown. UMass got a score back on a 2-yard Kay'Ron Lynch-Adams run, but UNM responded in kind.

Duce Jones made a wild one-handed catch to convert a long third down, and Hopkins kept the ball and scored from four yards out to put UNM back up 21-7.

UMass answered with a 24-yard touchdown pass, but Hopkins and company went back to work, and this time it was Sherod White who finished it off with a 7-yard run. That gave UNM a 28-14 lead at the break.

UNM struggled offensively in the second half, only gaining 50 yards, and UMass crept back into the game with two field goals from Carson, from 32 and 28 yards out. They then got the long pass with 45 seconds left, and the ensuing two-point conversion to tie the game.

While UNM didn't score in the second half, UNM continually made big plays to end drives of force field goals on defense. Syaire Riley and Tavian Combs stopped a fourth-and-1 in UMass territory, and Christian Ellis made two key fourth down plays, knocking away a fourth-and-3 pass and a fourth quarter tackle two yards from a conversion.

The Lobos were outgained 495 to 328, but the Lobos forced three stops on fourth down, and that was the key in the game.

Team	1st	2nd	3rd	4th	OT	Total
New Mexico	14	14	0	0	6	34
UMass	0	14	3	11	3	31

SCORING SUMMARY

Team	Qtr	Time	Scoring Play	Plays-Yds, TOP	UNM-UMASS
UNM	1	6:20	Caled Medford 12 pass from Dylan Hopkins (Luke Drzewiecki kick)	6-79, 2:54	7-0
UNM	1	1:59	Jacory Croskey-Merritt 21 run (Drzewiecki kick)	4-40, 2:17	14-0
UMASS	2	13:02	Kay'Ron Lynch-Adams (Cameron Carson kick)	9-68, 3:49	14-7
UNM	2	9:09	Hopkins 4 run (Drzewiecki kick)	8-75, 3:46	21-7
UMASS	2	4:22	Christian Wells 24 pass from Carlos Davis (Carson kick)	8-81, 4:38	21-14
UNM	2	0:35	Sherod White 7 run (Drzewiecki kick)	7-90, 3:42	28-14
UMASS	3	12:08	Carson 32 FG	8-72, 2:45	28-17
UMASS	4	10:14	Carson 28 FG	12-75, 5:24	28-20
UMASS	4	0:45	Anthony Simpson 65 pass from Ahmed Haston (Gino Campiotti pass from Haston)	4-79, 0:46	28-28
UMASS	OT	---	Carson 34 FG	4-9, 0:00	28-31
UNM	OT	---	Croskey-Merritt 2 run	6-25, 0:00	34-31

TIME DETAILS

Kickoff time: 3:37 PM End of Game: 6:59 PM Total elapsed: 3:22

	New Mexico	UMASS
First Downs	19	21
Rushes-Yards	38-136	45-197
C-A-I-Yards	9-17-0-192	16-25-0-298
Plays-Total Offense	55-328	70-495
Fumbles-Lost	3-0	1-0
Penalties-Yards	6-55	11-75
Punts-Avg	5-37.6	0-0.0
Time of Possession	27:49	32:11
3rd Downs	5-10	6-13
4th Downs	0-0	0-3


Passing: UNM-Dylan Hopkins 9-17-0-192. UMass-Carlos Davis 11-20-0-196; Ahmad Haston 5-5-0-101.

Rushing: UNM-Sherod 14-69, Jacory Croskey-Merritt 9-33, Dylan Hopkins 8-14, Dorian Lewis 4-12, Jeremiah Hixon 1-7, Andrew Henry 2-1. UMass-Kay'Ron Lynch-Adams 26-97, Carlos Davis 6-42, Anthony Simpson 3-30, Ahmad Haston 10-25, Josh Atwood 0-3.

Receiving: UNM-Caleb Medford 3-82, Andrew Erickson 2-61, Trace Bruckler 2-0, Duce Jones 1-34, Jacory Croskey-Merritt 1-17. UMass-Anthony Simpson 5-104, Mark Pope, 4-81, George Johnson 2-37, Christian Wells, 2-31, Gregory Desrosiers 1-22, Gina Campiotti 1-16, Kay'Ron Lynch-Adams 1-7.



26 Game 5: 9/30/2023
35 Laramie, Wyo.
Att: 25,477



52 Game 6: 10/14/2023
24 Albuquerque, N.M.
Att: 13,027

LARAMIE, Wyo. --- New Mexico allowed two long touchdowns in the third quarter, each of which looked to be stopped behind the line of scrimmage, and that was enough for Wyoming to hold off UNM in Laramie, as the Cowboys won 35-26. The Lobos now have a week off to get ready for a pair of home games, the first of which is on October 14 against San Jose State at 4 pm at University Stadium.

The game turned on UNM's first drive of the second half. The Lobos quickly moved the ball near midfield, but on third down at six from the UNM 43, Hopkins threw behind Jeremiah Hixon, and Wrook Brown picked of the pass, returning it to the Lobo 46-yard line. On the next play, Harrison Waylee, who was pinned behind the line of scrimmage, somehow escaped, turned the corner and UNM missed two downfield sideline tackles, and the Cowboys had a touchdown and a 22-9 lead.

After Luke Drzewiecki hit a 26-yard field goal which followed a 48-yard scramble by Dylan Hopkins, the Lobos got a stop, but couldn't capitalize, with Aaron Rodriguez hitting a 51-yard punt to the Cowboy 34. On the final play of the half, Andrew Peasley was running for his life when his dump-off pass to Ayir Asante turned into a host of cutbacks and missed tackles, ending in a back-breaking 66-yard touchdown and a 29-12 Cowboy lead at the end of three.

The Lobos made a game of it in the fourth quarter. After Dylan Hopkins was banged up, UNM used both DC Tabscott and Devon Dampier on the next drive, and it ended in a Dampier to Hixon 14-yard touchdown to cut the lead to 29-19. Another long run, this 66 yards by Waylee, set up Wyoming inside the Lobo 10-yard line, but the defense stiffened and forced a field goal to move the lead to 32-19. UNM then had Dampier race 58 yards on the first play of the next drive, but a downfield hold moved the ball back to the Wyoming 43, and UNM ended up punting, which hurt.

After a stop, UNM took over on its own 1-yard line and Dampier led the Lobos the entire length of the field with DJ Washington scoring on a fourth-and-5 play as Dampier hit him at the 2-yard line and it with Washington fighting for the goal line, DJ Wingfield gave a tush-push to get into the end zone to make it 32-26. UNM then had a shot on the outside kick, but Wyoming jumped on the loose ball and tacked on a field goal with 11 seconds left for the final margin.

New Mexico took the opening kickoff and went right down the field, mostly through the air. UNM never faced a third down on the drive as Hopkins was 6-for-6. He twice hit Ryan Davis for first downs on the drive, and he finished off the drive with a 17-yard pass to Jeremiah Hixon in which he toe-tapped just inside the pylon for touchdown. The issue was the extra point as DeVonne Harris knocked over UNM's long snapper and blocked the kick, and it bounced perfectly to Jakorey Hawkins, who ran it in for a defensive two-point score.

Wyoming, now down 6-2, got the ball back after each team traded punts, and Andrew Peasley was able to run it in from two-yards out after a 22-yard pass to Treyton Welch set up Wyoming at first and goal. UNM was able to tie the game on a Drzewiecki field goal of 39 yards, but John Hoyland answered with a 34 yard field goal. An Aaron Rodriguez late punt to the 2-yard line gave UNM a shot at a tie before halftime as UNM was able to force a short punt after a failed third-and-short, but in field goal range, Hopkins was sacked and fumbled, and only a touchdown saving tackle by JC Davis kept Wyoming from tacking on at the half.

Team	1st	2nd	3rd	4th	Total
New Mexico	6	3	3	14	26
Wyoming	9	3	17	6	35

SCORING SUMMARY

Team	Qtr	Time	Scoring Play	Plays-Yds, TOP	UNM-WYO
UNM	1	10:50	Jeremiah Hixon 17 pass from Dylan Hopkins (kick blocked)	8-75, 4:10	6-0
WYO	1	10:50	Jakorey Hawkins blocked extra point return		6-2
WYO	1	2:58	Andrew Peasley 2 run (John Hoyland kick)	6-58, 3:20	6-9
UNM	2	11:50	Luke Drzewiecki 39 FG	12-53, 6:08	9-9
WYO	2	6:38	Hoyland 38 FG	10-55, 5:12	9-12
WYO	3	10:15	Hoyland 34 FG	10-58, 4:45	9-15
WYO	3	7:56	Harrison Waylee 46 run (Hoyland kick)	1-46, 0:11	9-22
UNM	3	5:15	Drzewiecki 26 FG	10-67, 2:41	12-22
WYO	3	0:00	Ayir Asante 66 pass from Peasley (Hoyland kick)	1-66, 0:08	12-29
UNM	4	13:06	Hixon 14 pass from Devon Dampier (Drzewiecki kick)	4-71, 1:49	19-29
WYO	4	10:57	Hoyland 26 FG	5-66, 2:09	19-32
UNM	4	1:12	DJ Washington 11 pass from Dampier (Drzewiecki kick)	11-99, 4:42	26-32
WYO	4	0:06	Hoyland 38 FG	4-7, 1:06	26-35

TIME DETAILS

Kickoff time: 2:02 PM End of Game: 5:12 PM Total elapsed: 3:09

	New Mexico	Wyoming
First Downs	25	18
Rushes-Yards	31-225	31-239
C-A-I-Yards	18-36-1-192	16-25-0-194
Plays-Total Offense	67-417	56-433
Fumbles-Lost	2-1	1-0
Penalties-Yards	10-90	6-60
Punts-Avg	4-50.2	4-42.8
Time of Possession	31:13	28:47
3rd Downs	6-14	2-11
4th Downs	1-1	0-0

Passing: UNM-Dylan Hopkins 14-30-1-151, Devon Dampier 4-6-0-41; WYO-Andrew Peasley 16-25-0-194.

Rushing: UNM-Jacory Croskey-Merritt 15-103, Devon Dampier 6-71, Dylan Hopkins 6-36, Andrew Henry 1-6, DC Tabscott 1-5, Sherod White 1-3, Dorian Lewis 1-1; WYO-Harrison Waylee 18-191, Andrew Peasley 7-34, Evan Svoboda 2-8, Sam Scott 2-4, Jamari Ferrell 2-2.

Receiving: UNM-Jeremiah Hixon 6-49, Ryan Davis 4-59, Caleb Medford 3-45, DJ Washington 2-17, Jacory Croskey-Merritt 2-15, Duce Jones 1-7; WYO-Treyton Welch 3-22, Wyatt Wieland 3-21, Ryan Marquez 3-16, Ayir Asante 2-72, John Michael Gyllenberg 1-25, Devin Boddie 1-14, Alex Brown 1-12, Caleb Merritt 1-7, Gunner Gentry 1-5.

ALBUQUERQUE, N.M. --- The third quarter spelled disaster for New Mexico as a 17-14 lead dissipated as San Jose State scored six of its first seven second half drive, getting two long touchdowns and capitalizing on an interception for another score in a 24-0 third quarter as the Spartans handed UNM its 14th straight conference loss, 52-17.

The Lobos didn't get a first down in the second half until early in the fourth quarter, and by then it was much too late. UNM was outscored 38-7 in the second half, getting outgained 375-130, and 95 of those came on UNM's final drive, its only touchdown drive of the second half. Nothing went right in that half, with UNM going three-and-out four times, four-and-out once and throwing a first play interception from its own six-yard line before the final scoring drive. While that was happening, the Spartans used big plays after big plays, getting four plays of 50 yards or more in the second half.

The Lobos went into halftime with the lead thanks to a bit of fourth down trickery. After a third-and-9 run by Dylan Hopkins got the ball to the San Jose State 4-yard line, bringing up a fourth-and-1, UNM called a time out and then used a direct snap to Croskey-Merritt, and he wasn't even touched until he hit the goal line, and then he bullied his way in with 31 seconds left in the half to give UNM a 17-14 lead at the break.

The lead didn't last, and it was the same thing that hurt UNM that did them in last week, long plays. San Jose State opened the second half with a 55-yard touchdown on a screen pass from Chevan Cordeiro to Kairree Robinson, a play that looked like it might go for a loss. That gave San Jose State the lead back just 19 seconds into the half, and it expounded from there.

After a three-and-out by UNM, Nick Nash caught a 54-yard touchdown pass on a play-action fake that made it 28-17. After UNM forced a field goal, Dylan Hopkins threw an interception at the Lobo 23-yard line, and Robinson raced in for his third touchdown of the game, second on the ground. That made it 38-17, finishing off a 24-point third quarter.

Overall, San Jose State got five plays of 50 or more yards, all in the second half. UNM had allowed five such plays in the first five games of the season combined before tonight.

The touchdown before the half was Croskey-Merritt's second touchdown of the half, as he finished off a drive in which UNM was able to respond after falling behind 7-3. On that drive early in the second quarter, UNM twice converted third and longs. The first was third-and-15, and Hopkins found Jeremiah Hixon for 19 yards and a first down. The second was when Hopkins hit Trace Bruckler for 12 on third-and-11.

San Jose State didn't do much on offense early, but still took a 7-3 lead when a missed assignment led to a punt block, which turned into a scoop and score for Justin Stearns. Luke Drzewiecki opened the scoring for UNM with a season-long 41 yard field goal.

Team	1st	2nd	3rd	4th	Total
San Jose State	0	14	24	14	52
New Mexico	3	14	0	7	24

SCORING SUMMARY

Team	Qtr	Time	Scoring Play	Plays-Yds, TOP	SJSU-UNM
UNM	1	5:06	Luke Drzewiecki 41 FG	6-46, 3:00	0-3
SJSU	2	14:20	Justin Stearns 7 blocked punt return (Kyler Halvorsen kick)		7-3
UNM	2	6:31	Jacory Croskey-Merritt 7 run (Drzewiecki kick)	13-75, 7:49	7-10
SJSU	2	4:23	Kairree Robinson 35 run (Halvorsen kick)	5-75, 2:09	14-10
UNM	2	0:31	Croskey-Merritt 4 run (Drzewiecki kick)	10-71, 3:46	14-17
SJSU	3	14:41	Robinson 55 pass from Chevan Cordeiro (Halvorsen kick)	1-70, 0:19	21-17
SJSU	3	7:39	Nick Nash 54 pass from Chevan Cordeiro (Halvorsen kick)	3-63, 1:24	28-17
SJSU	3	4:16	Halvorsen 39 FG	5-18, 2:47	31-17
SJSU	3	3:05	Robinson 19 run (Halvorsen kick)	3-38, 1:04	38-17
SJSU	4	14:03	Robinson 55 pass from Chevan Cordeiro (Halvorsen kick)	4-86, 2:03	45-17
SJSU	4	6:05	Quali Conley 3 run (Halvorsen kick)	9-93, 5:51	52-17
UNM	4	1:25	DJ Washington 21 pass from Devon Dampier (Drzewiecki kick)	11-75, 4:40	52-24

TIME DETAILS


Kickoff time: 4:02 PM End of Game: 7:08 PM Total elapsed: 3:06

	San Jose State	New Mexico
First Downs	18	18
Rushes-Yards	32-259	26-129
C-A-I-Yards	8-17-0-272	18-30-1-262
Plays-Total Offense	49-531	66-391
Fumbles-Lost	0-0	1-0
Penalties-Yards	11-86	15-120
Punts-Avg	2-47.5	7-39.7
Time of Possession	26:14	33:46
3rd Downs	3-8	5-15
4th Downs	1-1	2-2

Passing: SJSU-Chevan Cordeiro 8-17-0-272. UNM-Dylan Hopkins 13-24-1-187, Devon Dampier 5-6-0-75.

Rushing: SJSU-Kairree Robinson 15-126, Quali Conley 10-123, Jabari Bates 2-9, Chevan Cordeiro 2-7, Isaac Jernagin 1-4, Team 2-(-10). UNM-Jacory Croskey-Merritt 17-68, Devon Dampier 5-29, Dylan Hopkins 9-19, Sherod White 3-12, Christian Washington 2-1.

Receiving: SJSU-Dominick Mazotti 2-70, Kairree Robinson 2-63, Quali Conley 1-61, Nick Nash 1-54, Malikhi Miller 1-16, Matthew Coleman 1-8. UNM-DJ Washington 3-60, Caleb Medford 3-41, Ryan Davis 2-54, Jeremiah Hixon 2-22, Sherod White 2-3, Kade Zimmerman 1-30, Wyatt McClour 1-18, Trace Bruckler 1-12, Luke Wysong 1-11, Jacob Godfrey 1-6, Kaydin Pope 1-5.



21 Game 7: 10/21/2023
42 Albuquerque, N.M.
Att: 13,723



24 Game 8: 10/28/2023
34 Reno, Nev.
Att: 13,083

ALBUQUERQUE, N.M. --- New Mexico was super-efficient on offense, scoring touchdowns on its first four drives of the game, and the Lobo defense picked off a season-high three passes and recovered a fumble as the Lobos ended a pair of long streaks with a 42-21 win over the visiting Hawai'i Rainbow Warriors. The win moved UNM to 3-4 on the season and 1-2 in the conference while Hawai'i dropped to 2-6 and 0-3 in the Mountain West.

It was a game of a lot of firsts, starting with the opening coin toss when UNM won the toss and actually deferred their option to the second half. It marked the first time in Danny Gonzales' four seasons as head coach that his squad won the toss and deferred. He did it to change the mojo of a slow third quarter trend, and it worked perfectly.

Of course, the first half went pretty well too. UNM's defense pitched a quick three and out and Dylan Hopkins and company went to work, going right down the field in seven plays, the last a picture-perfect pass from Hopkins to Jeremiah Hixon for a 28-yard score. It was one of three touchdown passes for Hopkins and one of two TD receptions for Hixon.

UNM then got a second straight three-and-out, this time with Zach Morris intercepting a Brayden Schager pass for UNM's first pick of the year. UNM got a key third down conversion when one of five N.M. Gatorade Players of the Year on the team, Zach Vigil, converted a third down with a nine-yard catch. That set up a 3-yard touchdown catch by Ryan Davis for a 14-0 lead.

Hawai'i answered with a Steven McBride touchdown, but UNM kept the offense moving, and early in the second quarter Jacory Croskey-Merritt scored the first of his two rushing touchdowns for a 21-7 lead. Hawai'i drove into UNM territory to the Lobo 29 with second-and-three, but after two incompletions, Gabriel Lopez sacks Schager and forced a fumble to end that drive.

That gave UNM a fourth drive of the half and it led to a fourth touchdown. UNM quickly moved downfield but faced a 33-yard-and-25 at the Hawai'i 33-yard line after a hands to the face penalty. That just allowed Andrew Henry to race first-yard touchdown, his first as a Lobo. It was a part of his first 100-yard effort with UNM, going for 114 yards.

The Rainbow Warrior did score late in the half to make it 28-14, and UNM finished the half with one play with 24 seconds left, the only drive it didn't score on. But, UNM got the ball to open the second half and quickly erased any thoughts of the miserable second half a week ago against San Jose State.

The drive went 12 plays and looked like it might stall at the Hawai'i 30-yard line as UNM faced third-and-11, but Hopkins hit DJ Washington for 10 yards, and UNM converted the fourth-and-1 as Croskey-Merritt bullied over for three yards. On the next play Hopkins found Hixon again from 17 yards out, and that ended a lot of the drama.

UNM made it 42-14 in the fourth on Croskey-Merritt's second rushing touchdown, and only a late touchdown with six seconds on the clock messed up a pretty perfect half for UNM. Three times in the second half UNM got stops, with Jermarius Lewis figuring in on three straight takeaways. First, on a fourth-and-3 from the Lobo 14, Lewis sacked Schager and forced a fumble, which UNM recovered. On the next two drives, Lewis intercepted Schager in the end

Team	1st	2nd	3rd	4th	Total
Hawai'i	7	7	0	7	21
New Mexico	14	14	7	7	42

SCORING SUMMARY

Team	Qtr	Time	Scoring Play	Plays-Yds, TOP	HAW-UNM
UNM	1	8:59	Jeremiah Hixon 28 pass from Dylan Hopkins (Luke Drzewiecki kick)	7-70, 3:57	0-7
UNM	1	2:14	Ryan Davis 3 pass from Hopkins (Drzewiecki kick)	11-55, 5:43	0-14
HAW	1	0:18	Steven McBride 12 pass from Brayden Schager (Matthew Shipley kick)	4-75, 1:56	7-14
UNM	2	11:16	Jacory Croskey-Merritt 1 run (Drzewiecki kick)	8-75, 4:02	7-21
UNM	2	3:25	Andrew Henry 33 run (Drzewiecki kick)	7-62, 3:34	7-28
HAW	2	0:24	Pofele Ashlock 18 pass from Schager (Shipley kick)	10-75, 3:01	14-28
UNM	3	8:10	Hixon 17 pass from Hopkins (Drzewiecki kick)	12-75, 6:50	14-35
UNM	4	6:54	Croskey-Merritt 14 run (Drzewiecki kick)	8-80, 4:53	14-42
HAW	4	0:06	McBride 2 pass from Schager (Shipley kick)	9-87, 2:42	21-42

TIME DETAILS

Kickoff time: 4:07 PM End of Game: 7:05 PM Total elapsed: 2:58

	Hawai'i	New Mexico
First Downs	27	25
Rushes-Yards	15-58	38-227
C-A-I-Yards	33-52-3-345	20-26-0-202
Plays-Total Offense	67-403	64-429
Fumbles-Lost	3-1	0-0
Penalties-Yards	2-30	10-110
Punts-Avg	1-43.0	3-53.7
Time of Possession	25:45	34:15
3rd Downs	1-10	4-8
4th Downs	2-5	1-1

Passing: HAW-Brayden Schager 33-52-3-345. UNM-Dylan Hopkins 20-25-0-202, Devon Dampier 0-1-0-0.

Rushing: HAW-Landon Sims 6-34, Solo Vaipulu 2-17, Chuuky Hines 1-8, David Cordero 1-7, Jordan Johnson 2-5, Brayden Schager 3-(-13). UNM-Andrew Henry 13-112, Jacory Croskey-Merritt 10-46, Devon Dampier 5-43, Zach Vigil 4-16, Dylan Hopkins 3-6, Jaylen Morgan 1-4, Jeremiah Hixon 1-3, TEAM 1-(-3).

Receiving: HAW-Steve McBride 5-75, Jonah Panoke 5-53, Alex Perry 5-48, Nick Cenace 5-24, Koali Nishigaya 4-40, Pofele Ashlock 4-39, Jalen Walthall 2-48, Landon Sims 2-12, Karsyn Pupunu 1-6. UNM-DJ Washington 4-34, Jeremiah Hixon 3-62, Andrew Henry 3-27, Kaydin Pope 3-21, Andrew Erickson 2-31, Caleb Medford 2-13, Zach Vigil 2-11, Ryan Davis 1-3.

RENO, Nev. --- New Mexico's defense hung tough, but UNM's offense suffered three first half interceptions, leading to 18 points as New Mexico lost 34-24 after falling behind 24-0 at the break. The Lobos scored 24 points in the second half and had a chance with under a minute to go but UNM missed a necessary 2-point conversion and then couldn't get the onside kick.

In the end, New Mexico trailed too much to make a comeback, although UNM put a strong third quarter that gave it some hope of the largest comeback in school history. The Lobos opened the half by getting a career-long 47-yard field goal by Luke Drzewiecki to get on the board, and after forcing a punt, Dylan Hopkins moved UNM 84 yards in just 45 seconds. First he hit Trace Bruckler for a 25-yard gain, and right after that he found an open Jeremiah Hixon for a 59-yard touchdown, and with just over eight minutes left in the third quarter, the Lobos were down 24-10.

It looked even better when an invalid fair catch signal and a false start forced the Wolf Pack to start at its own 10-yard line. However, Nevada was able to drive almost the length of the field before settling for a fourth Brandon Talton field goal to make it 27-10. On that drive, UNM lost Alec Marengo for the rest of the half and the first half against UNLV on a targeting call.

UNM then went three-and-out and punted the ball away, and Nevada got a big return in which a flag was thrown and then picked up. Nevada then benefited on a two pass interference penalties before finally punching the ball in from two yards out from Jacques Badolato-Birdsell to make it 34-10. UNM then scored the final 14 points on a 1-yard run by Devon Dampier and a 2-yard run by Jacory Croskey-Merritt, but UNM couldn't get any closer.

The defense allowed just one big play in the first half, a 51-yard pass from Brendan Lewis to Dalevon Campbell, but the defense stiffened and forced a 34-yard field goal from Brandon Talton. On UNM's next drive, the Lobos went for it on fourth-and-3 at the Nevada 40, but Hopkins was intercepted and Nevada's Jonathan Maldonado, and he returned it to the Lobo 34-yard line.

Again the defense held tough and allowed just a 47-yard field goal, but disaster struck on the next drive when Hopkins missed Caleb Medford and he was intercepted by Richard Toney, Jr. who returned it for a 43-yard touchdown and a 13-0 lead. After Nevada made it 16-0, a third Hopkins interception was returned 42 yards to the 24-yard line, and Nevada was able to punch it in and get a two-point conversion to make it 24-0.

In a first half where not much went UNM's way, Nevada even got a break with an extra timeout. With no timeouts, Nevada debated going for it on fourth down, but with one second on the play clock, it called timeout to punt, except they were out of timeouts. Despite that fact, Nevada was allowed to punt the ball without a penalty.

Team	1st	2nd	3rd	4th	Total
New Mexico	0	0	10	14	24
Nevada	3	21	3	7	34

SCORING SUMMARY

Team	Qtr	Time	Scoring Play	Plays-Yds, TOP	UNM-NEV
NEV	1	3:47	Brandon Talton 34 FG	10-69, 4:31	0-3
NEV	2	14:50	Talton 47 FG	5-5, 1:38	0-6
NEV	2	14:02	Richard Toney, Jr. 43 interception return (Talton kick)		0-13
NEV	2	6:57	Talton 52 FG	9-34, 4:09	0-16
NEV	2	3:39	Jamaal Bell 9 run (Brandon Lewis rush)	5-24, 1:50	0-24
UNM	3	11:28	Luke Drzewiecki 47 FG	8-45, 3:32	3-24
UNM	3	8:12	Jeremiah Hixon 59 pass from Dylan Hopkins (Drzewiecki kick)	2-84, 0:45	10-24
NEV	4	0:58	Talton 22 FG	10-81, 7:14	10-27
NEV	4	12:01	Jacques Badolato-Birdsell 2 run (Talton kick)	6-32, 2:59	10-34
UNM	4	10:35	Devon Dampier 1 run (Dampier run)	4-75, 1:22	18-34
UNM	4	0:58	Jacory Croskey-Merritt 2 run (pass failed)	15-93, 4:25	24-34

TIME DETAILS

Kickoff time: 7:37 PM End of Game: 11:10 PM Total elapsed: 3:32

	New Mexico	Nevada
First Downs	22	20
Rushes-Yards	23-83	48-180
C-A-I-Yards	21-40-3-317	10-19-0-131
Plays-Total Offense	63-400	67-311
Fumbles-Lost	1-0	2-0
Penalties-Yards	7-60	12-111
Punts-Avg	5-42.0	5-42.4
Time of Possession	24:33	35:27
3rd Downs	3-12	4-13
4th Downs	2-3	0-0

Passing: UNM-Dylan Hopkins 18-34-3-271, Devon Dampier 3-6-0-46; NEV-Brandon Lewis 8-16-0-92, AJ Bianco 2-3-0-39.

Rushing: UNM-Jacory Croskey-Merritt 11-44, Andrew Henry 5-18, Devon Dampier 4-15, Dylan Hopkins 3-6. NEV-Jamaal Bell 11-84, Brandon Lewis 11-64, Jacques Badolato-Birdsell 15-44, Cross Patton 4-17, AJ Bianco 4-5, TEAM 3-(-16).

Receiving: UNM-Jeremiah Hixon 4-116, DJ Washington 4-64, Ryan Davis 4-40, Andrew Erickson 3-30, Caleb Medford 3-16, Duece Jones 1-28, Trace Bruckler 1-25, Jacory Croskey-Merritt 1-(-2). NEV- John Jackson III 4-32, Dalevon Campbell 2-79, Jamaal Bell 2-2, Jayden O'Rourke 1-12, Spencer Curtis 1-6.



56 Game 9: 11/4/2023
14 Albuquerque, N.M.
Att: 12,353



14 Game 10: 11/11/2023
42 Boise, Idaho
Att: 34,076

ALBUQUERQUE, N.M. --- UNM suffered through a host of mistakes in the opening half, including allowed three big plays on special teams as the visiting UNLV Rebels handed New Mexico its worst margin of defeat this season as UNM lost 56-14. The litany of mistakes in the game included three long punt returns, a fumbled snap on a punt and a fumble return inside the 10-yard line.

Overall, the Rebels (7-2, 4-1) took advantage of starting at the Lobo 32, 30, 21, 9 and 5-yard lines, scoring touchdowns on all of those possessions. UNLV won the turnover battle 2-0, and scored 14 points off those two turnovers.

The 42-point margin of defeat was UNM's worst in a conference game since October 27, 2018 when UNM lost 61-19 at Utah State. The 56 points was the most allowed in a home game by UNM since 60-49 loss to Boise State at University Stadium November 8, 2014. The last time UNM lost by 42 at home was October 22, 2011 as Air Force beat UNM 42-0.

Nothing seemingly went right early for UNM. After a quick first down on a pair of Jacory Croskey-Merritt runs, UNM was forced to punt, and Jacob DeJesus returned Aaron Rodriguez' 50-yard punt 59 yards to the Lobo 30. One play later, Ricky White III caught a 30-yard pass from Jayden Maiava and that made it 7-0. On its next drive UNM moved into UNLV territory, but an illegal block sent the drive back into UNM territory, and when UNM lined up to punt, Brendan Durkin's snap hit an upman and UNLV pounced on the football.

UNLV took four plays to score, getting a 5-yard run from Vincent Davis to make it 14-0. From there, UNM went on its first sustained drive of the game. Croskey-Merritt had an 11-yard run and Dylan Hopkins converted a third-and-6 on a 9-yard pass to Jeremiah Hixon.

Andrew Henry finished off the drive with a 3-yard touchdown run to make it 14-7. UNLV answered with 10-play, 75-yard drive capped by a second 5-yard Davis touchdown. UNM then went right down the field before disaster struck. Hopkins opened the drive with a 41-yard bomb into the bread-basket of Medford, but Jacory Croskey-Merritt was stripped of the ball at the UNLV 30 and the ball was returned to UNM's 5-yard line, where Donavyn Lester pounded it home.

UNLV added one more score before the break, and UNM got a chance to end the half with points but a career-long attempt of 52 yards by Luke Drzewiecki went just wide to the left.

In the second half, UNLV got two long touchdown passes by Maiava. The first was 43 yards to Dominic Gicinto and the second 58 yards to Ricky White III. UNLV made it 56-7 after another long punt return before UNM finally got back on the board when Devon Dampier led a 75-yard touchdown drive, throwing a 1-yard touchdown to Croskey-Merritt, somehow avoiding a sack.

BOISE, Ida. --- New Mexico started true freshman quarterback Devon Dampier and he led the offense well, but a late first half fumble was a crushing blow in UNM's attempt to keep up with Boise State's offense, and the Lobos eventually fell 42-14 in Boise, the seventh straight win by the Broncos in the series.

Dampier became the third true freshman to start a game in the Gonzales era, and he did so as Dylan Hopkins missed the game with a non-COVID related illness (strep throat). He is expected to be back for the Fresno State game.

Boise State took the opening kickoff and went down the field quickly, with Maddux Madsen hitting Austin Bolt for a 41-yard touchdown pass. Boise State then ran the swinging gate play for a two-point conversion and an 8-0 lead. UNM under Dampier went three-and-out but UNM held and forced a punt. That's when Dampier went to work. He moved UNM down the field, going 5-for-5 on the drive with Jacory Croskey-Merritt racing in from five yards out to put UNM down 8-7.

Boise State responded with a George Holani 10-yard run, but UNM came right back as Dampier against led UNM down the field. The big play was a 59-yard pass from Dampier to Caleb Medford. Dampier also made good use of tight end Trace Bruckler, who tied his career-high for catches with four during the drive.

Croskey-Merritt wiggled through a seam for a second 5-yard touchdown to make it 15-14, but the Broncos got that right back on a defensive mixup, allowing Prince Strachan to go uncovered for a 74-yard pitch-and-catch and a 22-14 lead. Boise State scored again when Taylen Green entered at quarterback and raced 19 yards for a touchdown.

Down 29-14, UNM had a golden opportunity to score right before the half and then get the second half kickoff, but Croskey-Merritt in fighting for extra yardage fumbled at the Bronco 6-yard line, and Boise State turned that into a half-ending field goal.

Down 32-14, UNM opened the half with a missed 46-yard field goal, and Boise State took the ball and scored on a second Holani touchdown, this time from a yard out to make it 39-14.

UNM again drove into Bronco territory, but that drive ended on a fourth down sack, and Boise State drove down the field after that for a 44-yard field goal from Jonah Dalmas for a 42-14 lead. The two teams traded punting the ball over the final 12 minutes of the fourth quarter.

Overall, UNM didn't have a real answer for the Bronco offense which scored on seven of its first eight drives in the contest. The Lobos gained 323 yards in the game, but allowed 484 to Boise State.

Team	1st	2nd	3rd	4th	Total
UNLV	14	21	14	7	56
New Mexico	0	7	0	7	14

SCORING SUMMARY

Team	Qtr	Time	Scoring Play	Plays-Yds, TOP	UNLV-UNM
UNLV	1	12:15	Ricky White III 30 pass from Jayden Maiava (Jose Pizano kick)	1-30, 0:07	7-0
UNLV	1	5:44	Vincent Davis 5 run (Pizano kick)	1-32, 1:53	14-0
UNM	2	14:15	Andrew Henry 3 run (Luke Drzewiecki kick)	12-75, 6:29	14-7
UNLV	2	9:00	Davis 5 run (Pizano kick)	10-75, 5:15	21-7
UNLV	2	6:56	Donavyn Lester 5 run (Pizano kick)	1-5, 0:06	28-7
UNLV	2	4:22	Courtney Reese 2 run (Pizano kick)	3-21, 1:20	35-7
UNLV	3	11:41	Dominic Gicinto 43 pass from Maiava (Pizano kick)	9-75, 3:19	42-7
UNLV	3	9:17	White III 58 pass from Maiava (Pizano kick)	1-58, 0:08	49-7
UNLV	4	10:31	Cameron Friel 1 run (Pizano kick)	4-9, 2:01	56-7
UNM	4	3:05	Jacory Croskey-Merritt 1 pass from Devon Dampier (Drzewiecki kick)	14-75, 7:26	56-14

TIME DETAILS

Kickoff time: 4:02 PM End of Game: 6:48 PM Total elapsed: 2:45

	UNLV	New Mexico
First Downs	17	20
Rushes-Yards	32-169	45-166
C-A-I-Yards	13-18-0-247	17-26-0-196
Plays-Total Offense	50-416	71-362
Fumbles-Lost	0-0	4-2
Penalties-Yards	6-35	7-60
Punts-Avg	2-39.0	6-45.0
Time of Possession	22:42	37:18
3rd Downs	5-8	4-12
4th Downs	1-1	1-2

Passing: UNLV-Jayden Maiava 13-18-0-247. UNM-Dylan Hopkins 15-23-0187, Devon Dampier 2-2-0-9, TEAM 0-1-0-0.

Rushing: UNLV-Vincent Davis 9-64, Jai'Den Thomas 10-49, DeAngelo, Irvin, Jr. 1-19, Courtney Reese 4-15, Donavyn Lester 3-11, Jayden Maiava 4-10, Cameron Friel 1-1. UNM-Jacory Croskey-Merritt 21-86, Devon Dampier 4-32, Andrew Henry 8-30, Sherod White 37-23, Dylan Hopkins 4-2, TEAM 1-(-7).

Receiving: UNLV-Ricky White III 9-165, Dominic Gicinto 3-56, Kaleo Ballungay 1-21, Timothy Conerly 1-5. UNM-DJ Washington 5-78, Caleb Medford 4-70, Jeremiah Hixon 4-19, Andrew Erickson 1-15, Ryan Davis 1-10, Sherod White 1-3, Jacory Croskey-Merritt 1-1.

Team	1st	2nd	3rd	4th	Total
New Mexico	7	7	0	0	14
Boise State	15	17	7	3	42

SCORING SUMMARY

Team	Qtr	Time	Scoring Play	Plays-Yds, TOP	UNM-BSU
BSU	1	13:16	Austin Bolt 42 pass from Maddux Madsen (Luke Voorhees rush)	4-63, 1:37	0-8
UNM	1	3:42	Jacory Croskey-Merritt 5 run (Luke Drzewiecki kick)	10-87, 6:26	7-8
BSU	1	0:00	George Holani 10 run (Jonas Dalmas kick)	8-72, 3:36	7-15
UNM	2	13:28	Croskey-Merritt 5 run (Drzewiecki kick)	3-75, 1:32	14-15
BSU	2	13:13	Prince Strachan 74 pass from Madsen (Dalmas kick)	1-74, 0:10	14-22
BSU	2	9:04	Taylen Green 19 run (Dalmas kick)	4-51, 1:37	14-29
BSU	2	0:03	Dalmas 22 FG	12-87, 1:57	14-32
BSU	3	3:02	Holani 1 run (Dalmas kick)	11-71, 5:43	14-39
BSU	4	11:59	Dalmas 44 FG	8-21, 3:38	14-42

TIME DETAILS

Kickoff time: 8:11 PM End of Game: 11:23 PM Total elapsed: 3:12

	New Mexico	Boise State
First Downs	21	24
Rushes-Yards	31-123	42-219
C-A-I-Yards	17-26-0-200	11-19-0-265
Plays-Total Offense	57-323	61-484
Fumbles-Lost	2-1	1-0
Penalties-Yards	9-62	4-40
Punts-Avg	4-39.5	2-47.0
Time of Possession	32:53	27:07
3rd Downs	4-10	6-10
4th Downs	0-1	0-1

Passing: UNM-Devon Dampier 17-26-0-200; BSU-Maddux Madsen 6-11-0-202; Taylen Green 5-6-0-63, TEAM 0-1-0-0.

Rushing: UNM-Jacory Croskey-Merritt 15-73, Devon Dampier 13-48, Andrew Henry 3-2. BSU-George Holani 16-95, Jambres Dubar 15-91, Taylen Green 5-27, Kaden Dudley 2-19, Maddux Madsen 3-(-6), TEAM 1-(-7).

Receiving: UNM-Trace Bruckler 4-53, Caleb Medford 3-77, Jeremiah Hixon 3-30, Ryan Davis 3-21, Jacory Croskey-Merritt 1-10, DJ Washington 1-9, Andrew Henry 1-5, Kaydin Pope 1-(-5). BSU-Prince Strachan 3-128, Billy Bowens 3-35, Austin Bolt 2-57, George Holani 2-43, Kaden Dudley 1-2.



SEASON BOX SCORES

The University of New Mexico



25 Game 11: 11/18/2023
Fresno, Calif.
17 Att: 38,569



44 Game 12: 11/24/2023
Albuquerque, N.M.
41 Att: 12,094

FRESNO, Calif. --- New Mexico played a brilliant second half with career days from Jacory Croskey-Merritt and Caleb Medford, and UNM's defense allowed just four yards until the final drive of the second half as the Lobos won in Fresno for the first time since 1994 and only the second time ever, winning 25-17 to move to 4-7 on the season.

The Lobos completely dominated Fresno State after halftime, outscoring the Bulldogs 13-3. UNM outgained Fresno State 262-63 in the second half and allowed -8 yards rushing in the half. UNM's defense consistently came up big in the second half, including on a wild sequence that for most of the year seemed to somehow go wrong for the Lobos.

Dylan Hopkins was looking downfield for Jeremiah Hixon but the pass was picked off by Lavelle Bailey, and he returned it inside the Lobo 20, but Andrew Erickson worked his way back and forced a fumble which UNM's DJ Washington recovered at the Lobo 14. Hopkins again threw an interception at midfield, but the defense after a pass interference penalty held firm at the 36-yard line, forcing a punt.

UNM took that punt and drove 93 yards on 10 plays with every play on the ground. Jacory Croskey-Merritt had runs of seven and 24 yards to start it before Andrew Henry took over for runs of eight, 22 and four. A couple of penalties made it first-and-20, and Dylan Hopkins raced 12 yards around the end, but suffered an arm injury on the play. Devon Dampier came in and finished the drive off, running for eight yards and a first down before Croskey-Merritt scored his second touchdown of the day from 10 yards out to make it 18-14 after UNM missed a second two-point conversion.

Fresno State again couldn't move the ball much and punted, giving UNM another long field, starting at the three-yard line. That was no issue for UNM as Dampier led UNM on a 10-play drive, twice completing passes. The first was for 26 yards to a diving Jeremiah Hixon, and the second finished it off. He bobbled the snap, picked it up and heaved it long to the end zone for Caleb Medford, who leapt and snagged it for a 33-yard touchdown and a 100-yard game.

Fresno State turned to the injured Mikey Keene but it didn't really work as Fresno State punted on his first drive and then the Bulldogs could only muster a field goal after a 15-play drive to make it 25-17. Dimitri Johnson recovered the onside kick and Dampier rushed three times for 10 yards and a game clinching first down to give UNM the win.

New Mexico opened the scoring with a 38-yard Luke Drzewiecki field goal on its opening drive, but it felt like a Fresno State win as UNM had first and goal at the 5-yard line. Dylan Hopkins hit Trace Bruckler for a 4-yard **touchdown** but an offensive pass interference call negated that. UNM instead settled for Drzewiecki's field goal.

Fresno State responded on its opening drive with a Logan Fife 1-yard scoring run around the end for a 7-3 lead, a touchdown that capped a 77-yard drive. UNM's defense faced a little adversity after a 39-yard punt return set up the Bulldogs at the UNM 24-yard line, but the defense allowed just a yard, and Dylan Lynch saw his 42-yard field goal pull left.

The Bulldogs did make it 14-3 when Malik Sherrod capped off a seven-play, 78-yard run with a 6-yard score, but UNM responded to end the half.

Drzewiecki hit another 38-yard field goal to cut the deficit to 14-6, and then Jacory Croskey-Merritt went over from 50 yards out, helped by a ridiculous block by Andrew Erickson where he wiped out two would-be tacklers downfield with one hit, springing Croskey-Merritt for the final few yards. UNM elected to go for two and the tie, but Hopkins' pass was broken up.

Team	1st	2nd	3rd	4th	Total
New Mexico	3	9	6	7	25
Fresno State	7	7	0	3	17

SCORING SUMMARY

Team	Qtr	Time	Scoring Play	Plays-Yds, TOP	UNM-FS
UNM	1	9:53	Luke Drzewiecki 38 FG	8-45, 5:07	3-0
FS	1	6:05	Logan Fife 1 run (Dylan Lynch kick)	8-77, 3:42	3-7
FS	2	11:06	Malik Sherrod 6 run (Lynch kick)	7-78, 3:07	3-14
UNM	2	6:08	Drzewiecki 38 FG	11-54, 4:58	6-14
UNM	2	2:19	Jacory Croskey-Merritt 50 run (pass failed)	4-92, 2:08	12-14
UNM	3	2:30	Croskey-Merritt 10 run (pass failed)	10-93, 5:25	18-14
UNM	4	8:57	Caleb Medford 33 pass from Devon Dampier (Drzewiecki kick)	10-97, 5:53	25-14
FS	4	1:49	Lynch 44 FG	15-63, 3:33	25-17

TIME DETAILS

Kickoff time: 7:40 PM End of Game: 11:30 PM Total elapsed: 3:49

	New Mexico	Fresno State
First Downs	26	13
Rushes-Yards	51-345	19-34
C-A-I-Yards	10-21-2-183	18-32-0-195
Plays-Total Offense	72-528	51-229
Fumbles-Lost	0-0	1-1
Penalties-Yards	12-100	2-10
Punts-Avg	3-36.7	4-40.8
Time of Possession	39:05	20:55
3rd Downs	7-13	4-13
4th Downs	0-0	1-1

Passing: UNM-Dylan Hopkins 8-18-2-124, Devon Dampier 2-3-0-59; FS-Logan Fife 9-15-0-137; Mikey Keene 9-16-0-58, Jaelen Gill 0-1-0-0

Rushing: UNM-Jacory Croskey-Merritt 21-209, Andrew Henry 11-65, Devon Dampier 11-40, Dylan Hopkins 6-30, Trace Bruckler 1-2, TEAM 1-(-1). FS-Malik Sherrod 13-50, Jaelen Gill 1-(-2), Logan Fife 4-(-6), Mikey Keene 1-(-8).

Receiving: UNM-Caleb Medford 6-122, Jeremiah Hixon 2-48, Ryan Davis 1-8, Andrew Erickson 1-5. FS-Erik Brooks 5-27, Tre Watson 4-50, Mac Delena 3-40, Malik Sherrod 2-1, Jalen Moss 1-53, Jaelen Gill 1-9, Tim Grear, Jr. 1-8, Arts Cole 1-7.

ALBUQUERQUE, N.M. --- Quarterback Levi Williams scrambled 13 yards on a broken play after dropping the snap in the second overtime to give Utah State a wild 44-41 win over New Mexico that will put the Aggies into a bowl game, spoiling a spirited comeback attempt by UNM, which finished its season 4-8 overall and 2-6 in the Mountain West.

While the ending was disappointing, the Lobos finished with their most wins since the 2016 season when the Lobos went 9-4.

UNM trailed the entire game but was able to come back from down 10 in the final minutes. After Utah State scored on a 15-play, 90-yard drive that killed off 6:36 of the fourth quarter clock, the Lobos found themselves down 31-21 with 5:30 left in the game, but UNM went to work on its own 25-yard line. Dylan Hopkins, who finished just 12-for-31 passing, hit Jeremiah Hixon for 28 yards and then on third-and-eight found him again for 14 yards to the Aggie 31.

Jacory Croskey-Merritt, who became the first player in school history to rush for back-to-back 200-yard games, broke away for a 21-yard run to set up UNM with first-and-goal. After a pass interference penalty in the end zone, Devon Dampier rushed the ball in from two yards out to make it 31-28 with 3:24 left.

UNM kicked off and forced a punt and took over at its own 9-yard line with 2:09 left, and got the benefit of three pass interference penalties on Utah State over the course of four plays, sandwiched around an 11-yard catch by Ryan Davis, moving the ball from the 9 to the Utah State 36. Those flags were part of a crazy night with flags as Utah State was penalized 13 times for 183 yards and New Mexico 15 times for 155 yards.

Croskey-Merritt rushed 20 yards to the 16, but an offensive pass interference penalty made it third-and-20, but Hopkins found Davis for a first down. UNM spiked the ball to stop the clock with 17 seconds left, and two incompletions into the end zone left it at fourth down, and Luke Drzewiecki hit a 22-yard field goal to tie the game with four seconds left.

In the first overtime, Utah State scored first when Williams rushed in from six yards out. UNM got the ball and Croskey-Merritt rushed twice to get the ball to the four before Dampier entered and completed the drive. UNM originally lined up for the win, but after a timeout by Utah State, tied it with Drzewiecki, sending the game to a second OT.

There, UNM looked to get a 6-yard rushing TD by Dampier, but a quick replay review put the ball just inches short of the goal line much to the chagrin of everyone watching the replay on the video board, which looked inconclusive at best in the stadium. On third down, Croskey-Merritt lost a yard and UNM kicked a 19-yard field goal.

That led to Utah State's drive, which saw Rahsul Faison convert a 4th-and-one to keep its hopes alive, leading to Williams bobbling the snap and somehow avoiding a bunch of red jerseys for the win.

Team	1st	2nd	3rd	4th	OT1	OT2	Total
Utah State	14	3	7	7	7	6	44
New Mexico	7	7	7	10	7	3	41

SCORING SUMMARY

Team	Qtr	Time	Scoring Play	Plays-Yds, TOP	USU-UNM
USU	1	11:09	Jalen Royals 13 pass from Levi Williams (Elliot Nimrod kick)	10-75, 3:51	7-0
UNM	1	9:35	Andrew Henry 64 run (Luke Drzewiecki kick)	3-75, 1:34	7-7
USU	1	8:54	Royals 57 pass from Williams (Nimrod kick)	2-73, 0:41	14-7
USU	2	5:44	Numrod 32 FG	10-57, 3:44	17-7
UNM	2	1:06	Wyatt McClour 29 pass from Devon Dampier (Drzewiecki kick)	9-65, 4:38	17-14
USU	3	10:01	Williams 29 run (Nimrod kick)	10-71, 3:35	24-14
UNM	3	3:01	Jacory Croskey-Merritt 22 run (Drzewiecki kick)	9-79, 4:54	24-21
USU	4	5:30	Rahsul Faison 17 run (Nimrod kick)	15-90, 6:36	31-21
UNM	4	3:24	Dampier 2 run (Drzewiecki kick)	7-75, 2:06	31-28
UNM	4	0:04	Drzewiecki 22 FG	13-86, 2:05	31-31
USU	OT1	---	Williams 6 run (Nimrod kick)	4-25	38-31
UNM	OT1	---	Dampier 4 run (Drzewiecki kick)	3-25	38-38
UNM	OT2	---	Drzewiecki 19 FG	7-23	38-41
USU	OT2	---	Williams 13 run	6-25	44-41

TIME DETAILS

Kickoff time: 1:37 PM End of Game: 6:07 PM Total elapsed: 4:29

	Utah State	New Mexico
First Downs	30	35
Rushes-Yards	50-302	47-337
C-A-I-Yards	16-27-1-198	17-44-0-202
Plays-Total Offense	77-500	91-539
Fumbles-Lost	1-0	0-0
Penalties-Yards	13-183	15-155
Punts-Avg	5-42.4	5-36.6
Time of Possession	28:33	31:27
3rd Downs	4-15	7-17
4th Downs	3-3	0-1

Passing: UNM-Dylan Hopkins 12-31-0-125, Devon Dampier 5-12-0-75, Team 0-1-0-0; USU-Levi Williams 16-27-1-198

Rushing: UNM-Jacory Croskey-Merritt 31-233, Andrew Henry 6-82, Devon Dampier 8-36, Dylan Hopkins 2-(-14). USU-Levi Williams 25-153, Rahsul Faison 18-106, Davon Booth 7-43.

Receiving: UNM-Jeremiah Hixon 4-49, Ryan Davis 3-44, Andrew Erickson 3-42, DJ Washington 2-3, Wyatt McClour 1-29, Caleb Medford 1-25, Andrew Henry 1-8, Trace Bruckler 1-1, Devon Dampier 1-1. USU-Jalen Royals 7-89, Terrell Vaughn 6-42, Colby Bowman 2-53, Rahsul Faison 1-14.