

Lobo Football

DESERT BUILT

2024 MEDIA GUIDE



AUGUST 24
VS. MONTANA STATE



AUGUST 31
AT ARIZONA



SEPTEMBER 14
AT AUBURN



SEPTEMBER 21
VS. FRESNO STATE



SEPTEMBER 28
AT NEW MEXICO STATE



OCTOBER 12
VS. AIR FORCE



OCTOBER 19
AT UTAH STATE



OCTOBER 26
AT COLORADO STATE



NOVEMBER 2
VS. WYOMING



NOVEMBER 8
AT SAN DIEGO STATE



NOVEMBER 16
VS. WASHINGTON STATE



NOVEMBER 30
AT HAWAII

University Stadium

HOME | AWAY

 @UNMLOBOFB



General Information

Name of School University of New Mexico
 City/Zip Albuquerque, N.M. 87106
 Founded 1889 by Territorial Legislature
 Enrollment 22,852
 Nickname Lobos
 School Colors Cherry and Silver
 Stadium University Stadium
 Capacity 37,440
 Conference Mountain West
 Affiliation NCAA I
 President Dr. Garnett Stokes
 Interim VP/Athletic Director Dave Williams
 Athletic Dept. Phone 505-925-5501
 Ticket Office Phone 505-925-LOBO

Coaching Staff

Head Coach Bronco Mendenhall
 Alma Mater, Year Oregon State, 1988
 Record at School (years) 0-0, 1st season
 Career Record (years) 135-81, 18th season
 Football Office Phone 505-925-5700
 Best Time of Day to Reach Coach Contact SID Assistant Coaches.....

Jason Beck.....	Off. Coord./QB
Famika Ane.....	OL
Kirk Garner.....	RB
Matt Johns.....	TE
Micah Simon.....	WR
Koy Detmer.....	Offensive Analyst
Josh Clifford.....	GA (WR)
Tre'Vour Wallace-Simms.....	GA (OL)
Nick Howell.....	Def. Coord./S
Shane Hunter.....	STC/LB
Jan Jorgensen.....	Edge
Charles Mack.....	CB
Donte Wilkins.....	DL
Austin Gatewood.....	Defensive Analyst
De'Vante Cross.....	GA (DL)
Nick Grant.....	GA (DB)
Joe Spaziani.....	Director of Operations
Pat Hickman.....	Chief of Staff/Dir. of Player Personnel
Evan Butts.....	Director of Scouting
Patrick Martin.....	Director of Team Video
Zach Dillard.....	Asst. Director of Team Video
Aaron Marlowe.....	Asst. Director of Team Video
Nate Pototschnik.....	Athletic Performance
Richard Burney.....	Asst. Athletic Performance
Logan Ruiz-Jones.....	Asst. Athletic Performance
David Flores.....	Grad. Asst. Athletic Performance
Ben Hogg.....	Athletic Performance Intern
Summer Tujague.....	Administrative Asst.

Team Information

2023 Overall Record 4-8
 2023 Mountain West Record/Finish 2-6/T10th Mtn

History

First Year of Football 1892
 Overall All-Time Record 499-639-31
 Number of Bowls/last 13/2016
 Bowl Record 4-8-1
 NFL Draft Picks 66

Communications

Press Box Phone 505-925-5805
 SID Mailing Address.....New Mexico Athletics
 Colleen J. Maloof Administration Building
 1 University of New Mexico
 MSC04 2680
 Albuquerque, NM 87131-0001
 Overnight Address.....New Mexico Athletics
 Colleen J. Maloof Administration Building
 1414 University Boulevard SE
 Albuquerque, NM 87106
 Frank Mercogliano.....Asst. A.D. for Communications
 Cell/Email 505-410-4844/fmercog@unm.edu
 Allison Weiss..... Asst. Director
 Cell/Email 661-313-5402/allsonweiss@unm.edu

2024 Schedule

Date	Opponent (TV)	Time (MT)
8/24	Montana State (FS1)	2 pm
8/31	at Arizona (ESPN)	8:30 pm
9/14	at Auburn (ESPN2/ESPNU)	5:30 pm
9/21	*Fresno State (TruTV/MAX)	6:30 pm
9/28	at New Mexico State (ESPN+)	6 pm
10/12	*Air Force (TruTV/MAX)	5 pm
10/19	*at Utah State (TruTV/MAX)	2 pm
10/26	*at Colorado State (MWN)	3 pm
11/2	*Wyoming (TruTV/MAX)	2 pm
11/8	*at San Diego State (FS1)	8:30 pm
11/16	*Washington State (Fox Networks)	TBA
11/30	*at Hawai'i (Spectrum)	6 pm

2024 Roster Breakdown

STARTERS/LETTERWINNERS RETURNING

Letterwinners Returning/Lost: 32/30
 Offensive Letterwinners Returning/Lost: 11/17
 Defensive Letterwinners Returning/Lost: 18/13
 Specialist Letterwinners Returning/Lost 3/0
 Offensive Starters Returning/Lost: 2/9
 Other Off. Returners with Career Starts:
 Defensive Starters Returning/Lost: 6/5
 Other Def. Returners with Career Starts:
 Specialists Starters Returning/Lost: 3/0
 Offensive Redshirts/Squad Members: 12
 Defensive Redshirts/Squad Members: 7
 Specialists Redshirts/Squad Members: 1
 Incoming Division I Transfers: 28
 Incoming Division II/III/NAIA Transfers: 2
 Incoming JC Transfers: 12
 Incoming High School Freshmen: 17

ON THE INSIDE

Quick Facts/Schedule.....	1
Roster Breakdown/Policies & Procedures.....	2
University of New Mexico.....	3-4
Center for Student-Athlete Success.....	5
Academic Success/Support.....	6-7
Lobos in the NFL.....	8-15
Lobos in the NFL Draft.....	16
University Stadium.....	17
New Mexico Mutual Champions Training Center.....	18
Athletic Performance Center.....	19
Famous Alumni.....	20-21

COACHING STAFF & PLAYERS

Head Coach Bronco Mendenhall.....	22-24
Assistant Coaches and Support Staff.....	25-44
2024 Rosters.....	45-46
Where the Lobos are From.....	47
Returning Player Pages.....	48-69
Newcomer Player Pages.....	70-83
Jersey Selection Ceremony.....	84

2023 SEASON REVIEW

2023 Statistics.....	85-96
Career Statistics.....	97-106
What They Wore.....	107
Last Time It Happened.....	108
2023 Game-By-Game Boxscores/Recaps.....	109-114
2023 Honors/Final Standings.....	115-116

RECORDS

Records.....	117-148
Offensive Year-By-Year.....	149
Offensive Year-By-Year.....	150
Honors/Players of the Week.....	151-154
Attendance Records.....	155
Home Openers.....	156
Season Openers.....	157
Homecoming.....	158
NCAA Rankings.....	159
End of Season Honors.....	160-161
Bowl History.....	162-167
All-Time Lettermen.....	168-175
All-Time Season Results.....	176-187

ADMINISTRATION/MEDIA INFORMATION

President Garnett T. Stokes.....	188
Interim Athletic Director Dave Williams.....	188
Board of Regents.....	189
Media Outlets.....	189
Media Information.....	190
Mountain West.....	191-92

New Mexico Athletics

Mission

DEVELOPING LOBOS FOR LIFE!

Vision Statement

The University of New Mexico athletics aspires to be the premier athletic program in our Conference and recognized as a national leader in inter-collegiate athletics with an international reputation for excellence.

Core Values

Student Athlete Experience - We provide an environment that promotes personal, academic, athletic, and social development. We prepare Lobos for Life!

Integrity - We are honest, respectful, and accountable.

Excellence - We maximize our efforts and talents to ensure success of the Lobos.

Respect - We value the importance of diversity, fairness, goodwill and sportsmanship.

Lobo Pride - We support an atmosphere that embraces school spirit, honors tradition, and develops Lobos for Life!



2024 Media Policies

New Mexico Weekly Press Conference

The New Mexico Weekly Press Conference will take place on Mondays (which is a change from Tuesday) and Coach Bronco Mendenhall will meet with the media for about 30 minutes or so starting at noon. The press conference is on the third floor of the Tow Diehm Football Complex, and after the press conference, there will be lunch courtesy of Levy Restaurants (last year's Taco Bar was insanely good).

Mendenhall Interview Opportunities

During the week, Mendenhall will be available on Mondays at his press conference, and then after games. After home games he will meet the media in the New Mexico Mutual Champions Training Center, and for road games, Coach Mendenhall will be available via ZOOM (links will be sent to participating media).

New Mexico Player Interview Opportunities

All player interviews must be arranged through the UNM athletics communications office. For the season, players are available after practice on Monday and Tuesday. The starting quarterback will meet with the media on Tuesday after practice. Media outlets are asked to request no more than three players each day due to lifting and things of that nature.

Postgame: The UNM locker room is closed. Requested players will be brought to the New Mexico Mutual Champions Training Center and outside the locker room for road games. UNM communications will have coach Mendenhall and two players address the media, and other players that are needed for one-on-ones may be requested. The student-athletes will be available after the press conferences for one-on-one opportunities. For road games, we will have ZOOM press conferences. UNM media that aren't in the stadium, ZOOM links will be sent day of the game.

Wireless in the Press Box

The press box at University Stadium is fully equipped for wireless connections. Access is free, but those wanting access need their own internal or external wireless cards. Phone lines are available. The new wifi installed in 2019 has worked great and the password is located on the name cards in the press box. If you have been to the press box before, it's the same password because I have no clue how to change it, and never remember to ask Charley to change the password, which is why my home internet password never changes. Basically, I'm old and his youngest daughter Angie (a.k.a. Frank's personal tech support) and Charley just can't always rescue him.

www.collegepressbox.com

CollegePressBox.com gives the media one-stop access to updated contact information, media guides, game books, photos, quotes, links and more for each of the league's schools and the Mountain West office. Log-in information will be provided by the MW office to accredited media, or you can apply for a password by sending an e-mail to password@collegepress-box.com.

Live Stats

The University of New Mexico will utilize StatBroadcast in 2024. Media members for any game can go to www.golobos.com/fbstats

Ticket Information

- online at www.golobos.com/tickets
- by calling 925-5858 or toll-free at 800-955-HOWL
- Albertson's stores in Albuquerque, Rio Rancho, Los Lunas and Santa Fe
- Lobo Ticket Office inside the Pit at the NW corner of University & Cesar Chavez boulevards from 8:30-5 Monday-Friday
- UNM Bookstore (Bookstore Ticket Office is closed on Mondays) For more information call the New Mexico Athletics Ticket Office at (505) 925-5626 or 1-800-955-HOWL (4695). Call (505) 925-5500 for group tickets and ask to speak to a customer service representative.

On Game Day, the northeast box office at University Stadium opens four hours prior to kickoff, and the Lobo Ticket Office at University Arena opens three hours before game time. The northwest University Stadium box office opens 90 minutes before kickoff.

Lobo Talk

In the fall, host Robert Portnoy and coach Bronco Mendenhall discuss UNM football at Lobo Talk on Tuesday evenings from 6-7 pm at Sandia Resort. Fans can call 866-350-4309 to ask coach Mendenhall a question.

Game Credentials

Regular UNM media will receive game credentials prior to the start of the season. Season credentials doubles as a parking pass for the Baseball East lot across from the stadium.

Visiting team media should request single-game credentials through their team's media relations office. Media passes work as parking passes for the Baseball South lots.

Media members not associated directly with a team can email requests via our media request link, which is located near the top of the football page on GoLobos.com under "Credential Request Form". It's hard to miss (yet it happens...)

For media members picking up credentials at will call without parking passes, it is located in the Northeast corner of the stadium by Gate 7 or 8. With parking passes credentials will be located at the University Drive entrance to the Baseball South lot with the parking attendant. This should allow you to get your credential without having to wait in line or deal with parking on the north side of the stadium.

Parking

Media parking is located across and just south of the stadium off University Drive. Media members can park in the Baseball East lot which is located next to University Drive. The Baseball East lot entrance is off University Drive south directly across from the Stadium West lot entrance, and it's the driveway between Santa Ana Star Field and the Davalos Practice Center.

Visiting Radio

The visiting radio booth is located on the fourth level of the main press box, next to the main media area.



The University of New Mexico

Founded in 1889 as New Mexico's flagship institution, The University of New Mexico now occupies nearly 800 acres near old Route 66 in the heart of Albuquerque, a metropolitan area of more than 500,000 people. From the magnificent mesas to the west, past the banks of the historic Rio Grande to the Sandia Mountains to the east, Albuquerque is a blend of culture and cuisine, styles and stories, people, pursuits and panoramas.

Offering a distinctive campus environment with a Pueblo Revival architectural theme, the campus buildings echo nearby Pueblo Indian villages. The nationally recognized campus arboretum and the popular duck pond offer an outstanding botanical experience in the midst of one of New Mexico's great public open spaces.

The People

As a Hispanic-Serving Institution, the University represents a cross-section of cultures and backgrounds. In fall of 2023, 22,852 students, attended main campus with another 6,000+ students at branch campuses and education centers.

UNM boasts an outstanding faculty that includes a Nobel Laureate, two MacArthur Fellows, 35 Fulbright scholars and several members of national academies. Faculty publish in many professional journals including Scientific American and The New England Journal of Medicine and Nature. UNM professors have been quoted in Newsweek, the Los Angeles Times, Business Week, People Magazine, Parade Magazine, U.S. News and World Report, and The New Yorker, among others. They have shared their expertise on CNN, the Today Show, Good Morning America, Nova National Geographic and other news shows.

UNM employs more than 20,000 people statewide, including employees of University Hospital. It has more than 159,000 active alumni, with Lobos in every state and more than 1,400 alumni outside the U.S. More than half of UNM's alumni choose to remain in New Mexico.

The Places

The University has branch campuses in Gallup, Los Alamos, Taos and Valencia County, as well as the extension UNM Health Sciences Rio Rancho Campus. UNM offers bachelor and graduate degree completion programs throughout the state via Extended Learning and has education centers located at the four branch campus locations as well as in Santa Fe, Farmington, and at Kirtland Air Force Base. UNM's libraries, museums, galleries and performance spaces are a rich cultural resources for the state. Home to the Lobos and contenders in the Mountain West, UNM athletics draw fans from all over. University Arena or "The Pit" is one of college basketball's most famous and recognizable buildings. In fact, The Pit was ranked 5th by the Travel Channel as one of the best college basketball venues.

The Programs

UNM is a place where cutting-edge research and creative endeavors flourish. UNM research injects millions of dollars into New Mexico's economy, funds new advancements in health-care, and augments teaching – giving students valuable hands-on training in state-of-the-art laboratories.

The Health Sciences Center is the state's largest integrated health care treatment, research and education organization. U.S. News and World Report's 2018 edition of "America's Best Graduate Schools" ranks the UNM School of Medicine 20th in primary care and 72nd in research. Additionally, in health disciplines, UNM's nursing-midwifery program is ranked seventh. UNM School of Law is ranked 88th, while ranking 14th in clinical training. UNM College of Fine Arts is ranked 48th, with its photography program ranked fifth in the nation. The engineering program is ranked 83rd nationally, with electrical engineering coming in at 75th, and Chemical Engineering ranking at 72nd.

UNM is one of only a dozen Hispanic-Serving Institution in the U.S. that are also classified by the Carnegie Commission on Higher Education as a R1: Doctoral Universities with very high research activity.

Among the University's outstanding research units are the Center for Advanced Research Computing, Cancer Center, New Mexico Engineering Research Institute, Center for High Technology Materials, Design Planning Assistance Center, Innovation Academy and the Mind Research Network.

UNM Traditions-The Lobo Nickname

A number of legends have arisen over the years as to how The University of New Mexico got "Lobo" as its official nickname. When the university began playing football in 1892, the team was simply referred to as "The University Boys" or "Varsities" to distinguish themselves from the prep school kids.

The student body, at least as early as 1917, began to seriously explore the possibilities for both a mascot and a new name for the student newspaper, which was then called simply the "U.N.M. Weekly." Several names for the paper were suggested, including The Rattler, the Sand Devil, the Ki-yo-te and the Cherry and Silver. However, there was no single name that struck a responsive chord among the students and when school opened in the Fall of 1920 the U.N.M. Weekly was still there.

On Sept. 22, 1920, sophomore George S. Bryan, editor of the U.N.M. Weekly and football team student manager, was present at a Student Council meeting for the purpose of suggesting that the University teams be given a mascot name as at that time many universities had them. Bryan suggested Lobo, the Spanish word for wolf, as the nickname. The name was enthusiastically received. The Oct. 1 issue of the student paper said, "The Lobo is respected for his cunning, feared for his prowess, and is the leader of the pack. It is the ideal name for the Varsity boys who go forth to battle for the glory of the school. All together now; fifteen rahs for the LOBOS."





The University of New Mexico

From that beginning, the Lobo nickname has remained with The University of New Mexico for 100 years.

UNM Traditions - The Lobo Mascot

After "Lobo" was adopted as the school's nickname in 1920, it was not long thereafter that a real Lobo became the mascot.

Bruno Dieckmann, class of 1902, and by 1920 a successful Albuquerque insurance and real estate agent, acquired the first Lobo for the University at his own expense. At the time he was treasurer of the Athletic Association and "one of the most admired men in town."


Elsie Ruth Chant, class of 1923, recalled, "All of the girls on campus wanted to be seen with him. He was an accomplished concert violinist as well as being a successful businessman, and he was rich. He drove a Stutz Bearcat convertible around town and all of the girls would compete to get rides with him. Sometimes he had five or six girls in the car, and when he finally got married, he left broken hearts all over campus. Anyway, he either caught it himself or he paid to have a wolf captured in the Mount Taylor area. The wolf was brought into the school and a student by the name of Bowman would take it on a leash to the football practice area."

Apparently, a government trapper named Jim Young caught a wolf pup on the Floyd Lee Ranch near Mount Taylor in western part of the state. The cub became the responsibility of the cheerleaders and it appeared in harness at every football game. However, in the late 20s, a child teased the wolf and the child was bitten at one of the games. UNM officials were forced to dispose of the wolf, as one historian put it, "for fear other ill-bred brats might become tempted to play with the wolf and bring a damage suit."

A live wolf has really never been a part of the athletics scene since. In the early 1960s a human mascot named "Lobo Louie" was created. A second mascot, "Lobo Lucy" was created in the early 1980s. Both are now members of the school's cheerleading squad.

UNM Traditions - Cherry and Silver

The most common origin of New Mexico's school colors dates back over 100 years. Apparently, the school colors in the early 1890s were black and gold. Ms. Harriet Jenness, a faculty member who taught drawing, d'elarte (drama), penmanship and music, suggested a change in school colors because black and gold did not give a true feeling of New Mexico. She suggested the crimson evening glow of the majestic Sandia mountains to the east. The silver came from when students and faculty took picnics in the Sandias and noted the Rio Grande looked like a silver ribbon winding through the valley below. Her ideas were enthusiastically adopted by the faculty and staff. The crimson was later changed to cherry, the color of a Sandia sunset. Miss Jenness died in 1895, two years before the colors were adopted as "official." From 1973-79, turquoise was integrated into the official school colors, at least, for the athletics teams. The football team wore turquoise jerseys at home during those years. Cherry and silver returned as the predominant colors in 1980.



Will last eternally.

UNM Traditions - The Alma Mater

The Alma Mater (in Latin means "Nourishing" or "Dear Mother") was a source of contention at UNM in 1947. The original Alma Mater was set to the tune of "Annie Lyle," which was an unpopular tune with the student body for a long period of time. The student body voted in a general election to change the Alma Mater and found Glee Club Director Craig Summers to oblige. Actually Mr. Summers and his father wrote the present Alma Mater three years before and called it "The New Mexico Hymn."

New Mexico, New Mexico

We sing to honor thee.

This golden haze of college days

Will live in memory.

This praise we sing will ever ring

With truth and loyalty New Mexico, your fame we know

UNM Traditions - The Fight Song

The UNM fight Song was written in 1930. The music to the Fight Song was written by Dean Lena Clauve, who served the University for 32 years as a professor of music education and as the Dean of Women. Dr. George St. Clair, professor in the English Department, wrote the lyrics.

Hail to thee, New Mexico,

Thy loyal sons are we. Marching down the field we go,

Fighting for thee.

RAH! RAH! RAH!

Now we pledge our faith to thee,

Never shall we fail.

Fighting ever, yielding never.

HAIL! HAIL! HAIL!





Center for Student-Athlete Success



Mission

The Lobo Center for Student-Athlete Success, in conjunction with the University of New Mexico, provides support services for prospective, current, as well as former student-athletes in an effort to increase academic and personal success. Student athletes are encouraged to develop personal responsibility, intelligent decision making, and leadership skills through the provision of educational experiences both inside and outside of the classroom. The Lobo Center also celebrates the academic and civic achievements by our student-athletes.

Services Offered Study Hall

The study halls are sport specific and designed to accommodate each athletic team in a structured and professional academic setting. The atmosphere is intended to foster an environment that is conducive to learning and group facilitation.

Each team study hall is staffed and monitored by at least one study hall monitor. The study hall monitors are proficient in a myriad of subjects and provide assistance to the student-athletes when needed

Athletic Computer Labs

The athletic computer lab is an academic aid to student-athletes, and its primary purpose is to facilitate the scholastic pursuits of student athletes at the University of New Mexico.

Laptop Computers

Laptop computers are available to all student-athletes on a first come, first serve basis. The laptops are for student-athletes to use when they are on the road traveling for competition.

Learning Strategist

The Center also has an in-house Learning Strategist devoted to providing support to student-athletes who have been diagnosed with a learning disability as well as those who need additional instruction in specific content areas and general study skills. The Learning Strategist also provides workshops that address study skills and time management. Individual appointments can be made as needed as well as class specific reviews can be coordinated.

Books on Loan

A benefit of being a student-athlete on scholarship is an in-house bookroom where student-athletes can get their textbooks for their classes. Our bookroom administrator can look up student's class schedules to determine the necessary textbooks, which eliminates the time-consuming tasks of going to the bookstore to research the books for each class and then standing in long lines to purchase them!

Academic Monitoring

Student-athlete progress is monitored by the Student Support Staff, housed in the Lobo Center. Three times a semester instructors will provide feedback on student-athletes academic progress. Progress forms are sent at the 4th, 8th, and 12th week during the academic semester. The information provided in these forms are forwarded to coaches and used to help student-athletes with their academic progression.



Academic Advisement

Each student-athlete at UNM is required to meet with their athletic academic advisor at least once a semester for class registration advisement. Once a major is declared, the student-athlete is required to meet their assigned major advisor at least once per semester and then return a completed pre-enrollment form to their assigned athletic advisor. An athletic academic advisor is always available to answer any and all questions.

University 101

University 101 is a three (3) credit hour course that is designed to help freshmen student-athletes successfully transition into life and learning at the university. This course provides freshman student-athletes with a special orientation to the university community, the UNM athletics program, and the NCAA rules and regulations. Although the course does not fulfill core curriculum requirements, it is applicable towards elective credit. Furthermore, it is required for all incoming freshmen scholarship student-athletes.



2023 Mountain West All-Academic



Trace Bruckler
Business Administration



Avery Burt
Liberal Arts



Devon Dampier
Pre-Electrical Engineering



JC Davis
Business Administration



Ryan Davis
Business Administration



Luke Drzewiecki
Economics



Brendan Durkin
Business Administration



Andrew Erickson
Mechanical Engineering



Tavian Ford
Liberal Arts



Gabe Lopez
Liberal Arts



Everett Hunter
Liberal Arts



Dimitri Johnson
Liberal Arts



Tyler Kiehne
Business Administration



Shanco "Ise" Matautia
Liberal Arts



Wyatt McClour
Liberal Arts



Dereck Moore
Business Administration



Zach Morris
Economics



Hunter Rapolla
Liberal Arts



Syaire Riley
Journalism & Mass Comm.



Bryce Santana
Business Administration



Mihalis Santorineos
Construction Management



David Murphy
Liberal Arts



Zack Vigil
Electric Engineering



Sherod White
Liberal Arts



Landon Williams
Undecided



Jayden Wilson
Radiologic Sciences



DJ Wingfield
Psychology



Bobby Wooden
Criminology



Academic Support



ACADEMIC SERVICES OFFERED

STUDY HALL

The study halls are sport specific and designed to accommodate each athletic team in a structured and professional academic setting. The atmosphere is intended to foster an environment that is conducive to learning and group facilitation.

ATHLETIC COMPUTER LABS

The athletic computer lab is an academic aid to student-athletes, and its primary purpose is to facilitate the scholastic pursuits of student-athletes at the University of New Mexico. Laptop computers are available to all student-athletes when they are on the road traveling for competition.

LEARNING DISABILITIES SUPPORT LEARNING STRATEGIST

The Center also has an in-house Learning Strategist devoted to providing support to student-athletes who have been diagnosed with a learning disability as well as those who need additional instruction in specific content areas and general study skills.

BOOKS ON LOAN

A benefit of being a student-athlete on scholarship is an in-house book room where student-athletes can get their textbooks for their classes.

ACADEMIC MONITORING

Student-athlete progress is monitored by the Center. Three times a semester instructors will provide feedback on student-athletes academic progress.

ACADEMIC ADVISEMENT

Each student-athlete at UNM is required to meet with their athletic academic advisor at least once a semester for class registration advisement.





Lobos In the NFL




Ben Agajanian

Height: 6' 0" Weight: 195
 Born: 8/28/1919, in Santa Ana, CA, USA
 High School: San Pedro (CA)

	FGM	FGA	XPM	XPA
1945 Philadelphia Eagles	0	0	0	0
1945 Pittsburgh Steelers	0	0	0	0
1947 Los Angeles Dons	0	0	0	0
1948 Los Angeles Dons	0	0	0	0
1949 New York Giants	8	13	35	36
1953 Los Angeles Rams	10	24	36	37
1954 New York Giants	13	25	35	35
1955 New York Giants	10	15	32	33
1956 New York Giants	5	13	23	23
1957 New York Giants	10	18	32	32
1960 Los Angeles Chargers	13	24	46	47
1961 Dallas Texans	1	2	8	8
1961 Green Bay Packers	1	2	8	8
1962 Oakland Raiders	5	14	10	11
1964 San Diego Chargers	2	4	8	8
Career Totals:	78	154	273	278

(2 AAFC Seasons)
 (4 AFL Seasons)
 (8 NFL Seasons)



Ben Agajanian is one of only two players in the history of professional football to play in the AAFC, the NFL, and the AFL, joining Hardy Brown. Agajanian has the distinction of scoring the first points in the inaugural AFL Championship game, a 38-yard field goal.

Walt Arnold

Position: TE
 Height: 6' 3" Weight: 225
 Born: 8/31/1958, in Galveston, TX, USA
 High School: Los Alamos (NM)

	REC	YDS	AVG	TD	LNG
1980 Los Angeles Rams	5	75	15.0	1	33
1981 Los Angeles Rams	20	212	10.6	2	24
1982 Houston Oilers	0	0	0.0	0	0
1983 Houston Oilers	12	137	11.4	1	37
1984 Kansas City Chiefs	11	95	8.6	1	15
1984 Washington Redskins	0	0	0.0	0	0
1985 Kansas City Chiefs	28	339	12.1	1	38
1986 Kansas City Chiefs	20	169	8.5	1	27
1987 Kansas City Chiefs	3	26	8.7	0	10
Career Totals:	99	1053	10.6	7	38

(8 NFL Seasons)

Billy Austin

Position: DB/S
 Height: 5' 10" Weight: 195
 Born: 3/8/1975, in Washington, DC, USA
 High School: Kempner (Sugar Land, TX)

	TKL	AST
1998 Indianapolis Colts	1	0
1999 Indianapolis Colts	12	3
2000 Indianapolis Colts	7	2
Career Totals:	20	5

(3 NFL Seasons)

Charlie Baker

Position: LB
 Height: 6' 2" Weight: 230
 Born: 9/26/1957, in Mount Pleasant, TX, USA
 High School: Ector (Odessa, TX)
 Drafted: 1980, Round 3, Pick 25 (81 Overall) by St. Louis Cardinals

	GP	GS	SCK	FR
1980 St. Louis Cardinals	16	1	0	0
1981 St. Louis Cardinals	14	8	0	1
1982 St. Louis Cardinals	9	9	0	2
1983 St. Louis Cardinals	16	16	0	0
1984 St. Louis Cardinals	9	6	0	0
1985 St. Louis Cardinals	15	3	0	0
1986 St. Louis Cardinals	16	16	3.5	1
1987 St. Louis Cardinals	14	3	0	0
Career Totals:	109	62	3.5	4

(8 NFL Seasons)

Hank Baskett

Position: WR
 Height: 6' 4" Weight: 220
 Born: 9/4/1982, in Clovis, NM, USA

	REC	YDS	AVG	TD	LNG
2006 Philadelphia Eagles	22	464	21.2	2	89T
2007 Philadelphia Eagles	16	142	8.9	1	25
2008 Philadelphia Eagles	33	440	13.3	3	90T
2009 Philadelphia Eagles	1	6	6.0	0	6
2009 Indianapolis Colts	4	28	7.0	0	9
2010 Minnesota Vikings	1	18	18.0	0	18
2010 Philadelphia Eagles	0	0	0.0	0	0
Career Totals:	77	1098	14.3	6	90T

(5 NFL Seasons)



Hank Baskett played seven seasons after starring at UNM and Clovis High School. Baskett was named the 2007 Philadelphia Eagles' Special Teams MVP.

Jarrold Baxter

Position: RB
 Height: 6' 0" Weight: 245
 Born: 3/9/1979, in Dayton, OH, USA
 High School: Highland (Albuquerque, NM)
 Drafted: 2002, Round 5, Pick 1 (136 Overall) by Houston Texans

	ATT	YDS	AVG	TD	REC	YDS	AVG	TD
2002 Houston Texans	7	14	2.0	0	5	33	6.6	1
2004 Houston Texans	2	1	0.5	0	1	3	3.0	0
2005 Arizona Cardinals	0	0	0.0	0	1	4	4.0	0
Career Totals:	9	15	1.7	0	7	40	5.7	1

(3 NFL Seasons)

Byron Bell

Position: LT
 Height: 6' 5" Weight: 340
 Born: 1/17/1989, in Greenville, TX, USA
 High School: Greenville (Greenville, TX)

	GP	GS
2011 Carolina Panthers	16	12
2012 Carolina Panthers	15	15
2013 Carolina Panthers	16	14
2014 Carolina Panthers	15	15
2015 Tennessee Titans	16	16
2016 Tennessee Titans	0	0
2017 Dallas Cowboys	12	2
2018 Green Bay Packers	12	9
Career Totals:	102	83

(8 NFL Seasons)

Walter Bernard

Position: CB
 Height: 6' 2" Weight: 200
 Born: 5/3/1978, in San Diego, CA, USA
 High School: Rancho Buena Vista (San Diego, CA)

	GP	GS	TKL
2002 Seattle Seahawks	1	0	0
(1 NFL Season)			



Quincy Black

Position: LB
 Height: 6' 3" Weight: 227
 Born: 2/28/1984, in Chicago, IL, USA
 Drafted: 2007, Round 3, Pick 4, (68 Overall) by Tampa Bay Buccaneers

	TKL	SCK	INT	FF
2007 Tampa Bay Buccaneers	18	0	0	2
2008 Tampa Bay Buccaneers	12	0	0	0
2009 Tampa Bay Buccaneers	69	1.5	1	0
2010 Tampa Bay Buccaneers	54	2.0	1	1
2011 Tampa Bay Buccaneers	48	0	1	1
2012 Tampa Bay Buccaneers	28	0	0	0

Career Totals:
 (6 NFL Seasons)
283 3.5 3 4



ROOKIE AUTHENTICS™

Quincy Black was one of the top linebackers in the 2007 draft according to Mel Kiper, and he had a productive six year NFL career.

Corey Bojorquez

Position: P
 Height: 6' 0" Weight: 208
 Born: 9/13/1996, in Bellflower, CA, USA

	GP	Punts	YDS	LNG	AVG
2018 Buffalo Bills	8	45	2028	60	45.1
2019 Buffalo Bills	16	79	3313	67	41.9
2020 Buffalo Bills	16	41	2082	72	50.8
2021 Green Bay Packers	17	53	2467	82	46.5
2022 Cleveland Browns	17	61	2959	79	48.5
2023 Cleveland Browns	17	87	4294	73	49.4

Career Totals:
 (6 NFL Seasons)
91 366 17,143 82 46.8

Ken Brown

Position: C/OG
 Height: 6' 1" Weight: 245
 Born: 4/19/1954, in Saginaw, MI, USA
 High School: Ganesha (Pomona, CA)

	GP	GS	FR
1979 Denver Broncos	16	0	1
1980 Green Bay Packers	7	0	0

Career Totals:
 (2 NFL Seasons)
23 0 1

Marquis Bundy

Position: WR
 Height: 6' 4" Weight: 215
 Born: 8/5/1994, in Phoenix, AZ, USA
 High School: Boulder Creek (Anthem, AZ)

	REC	YDS	AVG	TD	LNG
2016 Arizona Cardinals	0	0	0.0	0	0
2017 New York Giants	0	0	0.0	0	0

(2 NFL Seasons)

Jimmie Carter

Position: LB
 Height: 6' 1" Weight: 220
 Born: 7/26/1961, in Weimar, TX, USA
 High School: Reagan (Austin, TX)

	GP	GS
1987 St. Louis Cardinals	1	0


(1 NFL Season)

Stoney Case

Position: QB
 Height: 6' 2" Weight: 206
 Born: 7/7/1972, in Odessa, TX, USA
 High School: Permian (Odessa, TX)
 Drafted: 1995, Round 3, Pick 16 (80 Overall) by Arizona Cardinals

	ATT	CMP	YDS	TD	INT
1995 Arizona Cardinals	2	1	19	0	1
1996 Arizona Cardinals	0	0	0	0	0
1997 Arizona Cardinals	55	29	316	0	2
1998 Arizona Cardinals	0	0	0	0	0
1999 Baltimore Ravens	170	77	988	3	8
2000 Detroit Lions	91	56	503	1	4

Career Totals:
 (6 NFL Seasons)
318 163 1826 4 15



Stoney Case

Stoney Case, who was the back-up quarterback at Permian "Friday Night Lights", and spent six seasons in the NFL

Devin Clark

Position: OL
 Height: 6' 4" Weight: 305
 Born: 5/2/1986, in Austin, TX, USA
 High School: Mountain View HS (Mesa, AZ)

	GP	GS
2008 Washington Redskins	2	0


(1 NFL Season)

Robin Cole

Position: LB
 Height: 6' 2" Weight: 225
 Born: 9/11/1955, in Los Angeles, CA, USA
 High School: Compton (CA)
 Drafted: 1977, Round 1, Pick 21 (21 Overall) by Pittsburgh Steelers

	SCK	INT	FF	FR
1977 Pittsburgh Steelers	0	0	0	2
1978 Pittsburgh Steelers	0	0	0	0
1979 Pittsburgh Steelers	0	0	0	1
1980 Pittsburgh Steelers	0	1	0	1
1981 Pittsburgh Steelers	0	1	0	1
1982 Pittsburgh Steelers	5.0	0	0	0
1983 Pittsburgh Steelers	5.0	0	0	2
1984 Pittsburgh Steelers	2.0	1	0	1
1985 Pittsburgh Steelers	3.0	1	0	3
1986 Pittsburgh Steelers	0.5	0	0	2
1987 Pittsburgh Steelers	1.0	1	0	1
1988 New York Jets	3.0	0	0	1

Career Totals:
 (12 NFL Seasons)
19.5 5 0 15



A member of the Steel Curtain defense, Robin Cole started at linebacker in Super Bowl XIV, a 31-19 win by the Steelers over the Los Angeles Rams



Chris Combs

Position: TE
 Height: 6' 4" Weight: 238
 Born: 3/17/1958, in National City, CA, USA
 High School: Sweetwater (National City, CA)
 College: University of New Mexico

	REC	YDS	AVG	TD	LNG
1980 St. Louis Cardinals	2	52	26.0	1	38T
1981 St. Louis Cardinals	5	54	10.8	0	13
Career Totals:	7	106	15.1	1	38T

Erik Cook


Position: C
 Height: 6' 6" Weight: 308
 Born: 7/5/1987, in Albuquerque, NM, USA
 Drafted: 2010, Round 7, Pick 22, (229 Overall) by Washington Redskins

	GP	GS
2010 Washington Redskins	0	0
2011 Washington Redskins	6	2
Career Totals:	6	2

Ryan Cook

Position: C
 Height: 6' 6" Weight: 328
 Born: 5/8/1983, in Albuquerque, NM, USA
 Drafted: 2006, Round 2, Pick 19, (51 Overall) by Minnesota Vikings


	GP	GS
2006 Minnesota Vikings	6	3
2007 Minnesota Vikings	16	16
2008 Minnesota Vikings	16	14
2009 Minnesota Vikings	16	0
2010 Minnesota Vikings	16	7
2011 Miami Dolphins	7	0
2012 Dallas Cowboys	13	11
Career Totals:	90	51



Preston Dennard

Position: WR
 Height: 6' 1" Weight: 184
 Born: 11/28/1955, in Cordele, GA, USA
 High School: South Mountain (Phoenix, AZ)/Marcos de Niza (Tempe, AZ)

	REC	YDS	AVG	TD	LNG
1978 Los Angeles Rams	3	35	11.7	0	15
1979 Los Angeles Rams	43	776	17.8	4	50
1980 Los Angeles Rams	36	596	16.6	6	44
1981 Los Angeles Rams	49	821	16.8	4	64
1982 Los Angeles Rams	25	383	15.3	2	39
1983 Los Angeles Rams	33	465	14.1	5	61T
1984 Buffalo Bills	30	417	13.9	7	68T
1985 Green Bay Packers	13	182	14.0	2	34
Career Totals:	232	3665	15.8	30	68T



Preston Dennard also started in Super Bowl XIV opposite his former teammate Robin Cole, catching two passes for 32 yards.

John Duff

Position: DE/TE
 Height: 6' 7" Weight: 250
 Born: 7/31/1967, in Columbus, OH, USA
 High School: Tustin (CA)

	GP	GS
1993 Los Angeles Raiders	1	0
1994 Los Angeles Raiders	4	0
1995 Jacksonville Jaguars	0	0
Career Totals:	5	0

SaQwan Edwards

Position: CB
 Height: 6' 0" Weight: 200
 Born: 5/13/1992, in Houston, TX, USA
 High School: Manvel (TX)

	TKL	SCK	INT	FF
2015 Oakland Raiders	0	0	0	0
Career Totals:	0	0	0	0

Dillon Farrell

Position: C
 Height: 6' 5" Weight: 303
 Born: 9/7/1990, in Baton Rouge, LA, USA
 High School: Christian Life (Baton Rouge, LA)

	GP	GS
2014 San Francisco 49ers	8	0
Career Totals:	8	0

Andy Frederick

Position: OT/T
 Height: 6' 6" Weight: 265
 Born: 7/25/1954, in Oak Park, IL, USA
 High School: St. Joseph (Westchester, IL)
 Drafted: 1977, Round 5, Pick 25 (137 Overall) by Dallas Cowboys

	GP	GS
1977 Dallas Cowboys	13	0
1978 Dallas Cowboys	16	0
1979 Dallas Cowboys	16	0
1980 Dallas Cowboys	16	0
1981 Dallas Cowboys	16	0
1982 Cleveland Browns	7	0
1983 Chicago Bears	16	0
1984 Chicago Bears	16	0
1985 Chicago Bears	16	0
Career Totals:	132	0

Frank Giddens

Position: OT
 Height: 6' 7" Weight: 300
 Born: 1/20/1959, in Lubbock, TX, USA
 High School: Cralssbad (NM)

	GP	GS
1981 Philadelphia Eagles	16	0
1982 Philadelphia Eagles	9	0
Career Totals:	25	0

Lennox Gordon

Position: RB
 Height: 6' 0" Weight: 201
 Born: 9/9/1978, in Higley, AZ, USA
 High School: Red Mountain (Mesa, AZ)

	ATT	YDS	AVG	TD	LNG
1999 Buffalo Bills	11	38	3.5	0	13
2000 Indianapolis Colts	4	13	3.3	0	6
Career Totals:	15	51	3.4	0	13

Bruce Herron

Position: LB
 Height: 6' 2" Weight: 220
 Born: 4/14/1954, in Victoria, TX, USA
 High School: Bloomington (TX)

	GP	GS	SCK
1978 Chicago Bears	15	0	0
1979 Chicago Bears	16	0	0
1980 Chicago Bears	15	0	0
1981 Chicago Bears	16	0	0
1982 Chicago Bears	9	0	1.0
Career Totals:	71	0	1.0

Dave Hettema

Position: T
 Height: 6' 4" Weight: 249
 Born: 11/7/1942, in Pasadena, CA, USA
 High School: Pasadena (CA)

	GP	GS
1967 San Francisco 49er's	7	0
1970 Atlanta Falcons	6	0
Career Totals:	13	0

Shawn Hollingsworth

Position: T
 Height: 6' 2" Weight: 260
 Born: 12/4/1961, in Brownwood, TX, USA
 High School: Brownwood (TX)

	GP	GS
1983 Denver Broncos	5	0
Career Totals:	5	0

Eric Jack

Position: CB
 Height: 5' 10" Weight: 177
 Born: 4/19/1972, in Dallas, TX, USA
 High School: Eastwood (El Paso, TX)

	GP	GS
1994 Atlanta Falcons	16	0
1995 Atlanta Falcons	0	0
Career Totals:	16	0

Joe Maese

Position: C
 Height: 6' 0" Weight: 241
 Born: 12/2/1978, in Morenci, AZ, USA
 High School: Cortez (Phoenix, AZ)
 Drafted: 2001, Round 6, Pick 31 (194 Overall) by Baltimore Ravens


	GP	GS
2001 Baltimore Ravens	15	0
2002 Baltimore Ravens	16	0
2003 Baltimore Ravens	16	0
2004 Baltimore Ravens	15	0
2005 Detroit Lions	3	0
Career Totals:	65	0

Terance Mathis

Position: WR
 Height: 5' 10" Weight: 185
 Born: 6/7/1967, in Detroit, MI, USA
 High School: Redan (Stone Mountain, GA)
 Drafted: 1990, Round 6, Pick 3 (140 Overall) by New York Jets

	REC	YDS	AVG	TD	LNG
1990 New York Jets	19	245	12.9	0	23
1991 New York Jets	28	329	11.8	1	39
1992 New York Jets	22	316	14.4	3	55T
1993 New York Jets	24	352	14.7	0	46
1994 Atlanta Falcons	111	1342	12.1	11	81
1995 Atlanta Falcons	78	1039	13.3	9	54T
1996 Atlanta Falcons	69	771	11.2	7	55
1997 Atlanta Falcons	62	802	12.9	6	49
1998 Atlanta Falcons	64	1136	17.8	11	78T

1999 Atlanta Falcons	81	1016	12.5	6	52
2000 Atlanta Falcons	57	679	11.9	5	44T
2001 Atlanta Falcons	51	564	11.1	2	34
2002 Pittsburgh Steelers	23	218	9.5	2	22
Career Totals:	689	8809	12.8	63	81



Terance Mathis had a superb 12-year career. He caught a TD in Super Bowl XXXIII and lead Atlanta in receiving in that game. He is second on the Falcons' career list for catches and yards.

Ramos McDonald

Position: CB/DB
 Height: 5' 11" Weight: 198
 Born: 4/30/1976, in Dallas, TX, USA
 High School: Liberty Elyau (Texarkana, TX)
 Drafted: 1998, Round 3, Pick 19 (80 Overall) by Minnesota Vikings

	GP	GS	INT
1998 Minnesota Vikings	15	0	0
1999 Minnesota Vikings	5	5	0
1999 San Francisco 49er's	9	7	1
2000 New York Giants	3	0	0
Career Totals:	32	12	1

Scott McGarrahan

Position: DB
 Height: 6' 1" Weight: 198
 Born: 2/12/1974, in Arlington, TX, USA
 High School: Lamar (Arlington, TX)
 Drafted: 1998, Round 6, Pick 3 (156 Overall) by Green Bay Packers

	TKL	INT	SKC
1998 Green Bay Packers	0	0	0
1999 Green Bay Packers	0	0	0
2000 Green Bay Packers	0	0	0.5
2001 Miami Dolphins	8	0	0
2002 Miami Dolphins	8	0	1.0
2003 Tennessee Titans	47	0	1.0
2004 Tennessee Titans	40	1	0.5
2005 San Diego Chargers	1	0	0
2005 Detroit Lions	0	0	0
Career Totals:	104	1	3.0

Avery Monfort

Position: HB
 Height: 5' 10" Weight: 178
 Born: 12/19/1918, in Copan, OK, USA

	ATT	YDS	AVG	TD	LNG
1942 Chicago Cardinals	3	8	2.7	0	11
Career Totals:	3	8	2.7	0	11

Bobby Morgan

Position: DB
 Height: 6' 0" Weight: 205
 Born: 8/7/1940, in Warnego, KS, USA
 High School: Warnego (KS)

	GP	GS
1967 Pittsburgh Steelers	5	0
Career Totals:	5	0

Steve Myer

Position: QB
 Height: 6' 2" Weight: 191
 Born: 7/17/1954, in Covina, CA, USA
 High School: West Covina (CA)

	ATT	CMP	YDS	TD
1976 Seattle Seahawks	0	0	0	0
1977 Seattle Seahawks	130	70	729	6
1978 Seattle Seahawks	22	11	94	0
1979 Seattle Seahawks	8	2	28	0
Career Totals:	160	83	851	6

Winslow Oliver

Position: RB
 Height: 5' 7" Weight: 180
 Born: 3/3/1973, in Houston, TX, USA
 High School: Clements (Sugar Land, TX)/Kempner (Houston, TX)
 Drafted: 1996, Round 3, Pick 12 (73 Overall) by Carolina Panthers

	ATT	YDS	AVG	TD	LNG
1996 Carolina Panthers	47	183	3.9	0	16
1997 Carolina Panthers	1	0	0.0	0	0
1998 Carolina Panthers	0	0	0.0	0	0
1999 Atlanta Falcons	8	32	4.0	0	10
2000 Atlanta Falcons	0	0	0.0	0	0
Career Totals:	56	215	3.8	0	16



Winslow Oliver carved out a nice five-year career in the NFC South with the Carolina Panthers and the Atlanta Falcons. His biggest NFL play came in 1996 when he recorded an 84-yard punt return for a touchdown against the New Orleans Saints.



Chris Pane

Position: DB
 Height: 5' 11" Weight: 184
 Born: 5/19/1953, in Berkeley, CA, USA
 High School: Livermore (CA)

	GP	GS
2006 Buffalo Bills	11	0
2007 Atlanta Falcons	5	0
Career Totals:	16	0

Terrance Pennington

Position: OT
 Height: 6' 7" Weight: 319
 Born: 9/25/1983, in Los Angeles, CA, USA
 Drafted: 2006, Round 7, Pick 8 (216 Overall) by Buffalo Bills
 High School: Verbum Dei (CA), Bishop Montgomery (CA)

	GP	GS
2006 Buffalo Bills	11	0
2007 Atlanta Falcons	5	0
Career Totals:	16	0

Don Perkins

Position: FB/HB/OHB/RB
 Height: 5' 10" Weight: 200
 Born: 3/4/1938, in Waterloo, IA, USA
 High School: West (Waterloo, IA)

	ATT	YDS	AVG	TD	LNG
1961 Dallas Cowboys	200	815	4.1	4	47
1962 Dallas Cowboys	222	945	4.3	7	35
1963 Dallas Cowboys	149	614	4.1	7	19T
1964 Dallas Cowboys	174	768	4.4	6	59
1965 Dallas Cowboys	177	690	3.9	0	43
1966 Dallas Cowboys	186	726	3.9	8	24
1967 Dallas Cowboys	201	823	4.1	6	30
1968 Dallas Cowboys	191	836	4.4	4	28T
Career Totals:	1500	6217	4.1	42	59



Perkins was the NFL Rookie of the Year for Dallas in 1961, and he finished in the top-10 in the NFL in rushing in all eight of his seasons. He was the first Cowboy to ever rush for 100 yards in a game. He was the second inductee to the Cowboys Ring of Honor.

Glover Quin

Position: DB
 Height: 6' 0" Weight: 207
 Born: 1/15/86, in McComb, Mississippi, USA
 High School: Summit North Pike (McComb, Miss.)
 Drafted: 2009, Round 4, Pick 12 (112 Overall) by Houston Texans

	GP	GS	TKL	SCK	INT	PD	FF
2009 Houston Texans	15	12	68	0.0	0	11	0
2010 Houston Texans	16	16	85	0.0	3	14	1
2011 Houston Texans	16	16	77	0.0	0	9	0
2012 Houston Texans	16	16	84	1.0	2	14	2
2013 Detroit Lions	16	16	57	2.0	3	8	1
2014 Detroit Lions	16	16	73	0.0	7	10	0
2015 Detroit Lions	16	16	67	0.0	4	5	1
2016 Detroit Lions	16	16	68	0.0	2	5	0
2017 Detroit Lions	16	16	84	0.0	3	6	0
2018 Detroit Lions	16	16	74	0.0	0	3	0
Career Totals:	159	156	737	3.0	24	85	5



Glover Quin has quickly become one of the best in the NFL. He was named one of the Top 100 players in the NFL for the 2014 season after a career-best seven interceptions.

Jerrick Reed II

Position: S
 Height: 5' 9" Weight: 196
 Born: 8/7/2000, in Olive Branch, MS, USA
 High School: Olive Branch (CA)

	GP	GS	TKLS	INT
2023 Seattle Seahawks	7	0	7	0
Career Totals:	7	0	7	0

(1 NFL Season)

Randy Rich

Position: CB/DB/S
 Height: 5' 10" Weight: 178
 Born: 12/28/1953, in Bakersfield, CA, USA
 High School: Bakersfield (CA)

	GP	GS
1977 Detroit Lions	2	0
1978 Cleveland Browns	9	0
1978 Oakland Raiders	1	0
1979 Cleveland Browns	16	0
Career Totals:	28	0

D'Angelo Ross

Position: CB
 Height: 5' 9" Weight: 190
 Born: 10/29/1996, in La Puente, CA, USA
 High School: South Hills (CA)

	GP	GS	TKLS	INT
2021 New England Patriots	3	1	3	0
2023 Houston Texans	13	0	8	0
Career Totals:	16	1	11	0


(2 NFL Seasons)

Jason Sanders

Position: K
 Height: 5' 11" Weight: 186
 Born: 11/16/1995, in Orange, CA, USA

	FGM	FGA	LNG	XP	XPA	PTS
2018 Miami Dolphins	18	20	50	35	36	89
2019 Miami Dolphins	23	30	54	29	30	98
2020 Miami Dolphins	36	39	56	36	36	144
2021 Miami Dolphins	23	31	51	34	35	103
2022 Miami Dolphins	26	32	55	41	44	119
2023 Miami Dolphins	24	28	57	58	59	130
Career Totals:	150	180	57	210	217	683

(5 NFL Seasons)



Sanders is the owner of the longest walk-off field goal in UNM history, and his touchdown catch in 2019 was named the NFL Play of the Year.



Sam Scarber

Position: RB
 Height: 6' 2" Weight: 232
 Born: 6/24/1949, in St. Louis, MO, USA
 High School: O'Fallon Technical (St. Louis, MO)

	ATT	YDS	AVG	TD	LNG
1975 San Diego Chargers	15	68	4.5	1	18
1976 San Diego Chargers	61	236	3.9	1	14
Career Totals:	76	304	4.0	2	18

David Sloan

Position: TE
 Height: 6' 6" Weight: 258
 Born: 6/8/1972, in Fresno, CA, USA
 High School: Sierra (Tollhouse, CA)
 College: Fresno City College, University of New Mexico
 Drafted: 1995, Round 3, Pick 6 (70 Overall) by Detroit Lions

	REC	YDS	AVG	TD	LNG
1995 Detroit Lions	17	184	10.8	1	24
1996 Detroit Lions	7	51	7.3	0	18
1997 Detroit Lions	29	264	9.1	0	25
1998 Detroit Lions	11	146	13.3	1	33
1999 Detroit Lions	47	591	12.6	4	74T
2000 Detroit Lions	32	379	11.8	2	59
2001 Detroit Lions	37	409	11.1	7	27
2002 New Orleans Saints	12	127	10.6	0	29
2003 New Orleans Saints	0	0	0.0	0	0
Career Totals:	192	2151	11.2	15	74T

Ken Smith

Position: TE
 Height: 6' 4" Weight: 225
 Born: 7/25/1951, in Houston, TX, USA
 High School: Malakoff (TX)
 College: Navarro Junior College, University of New Mexico


	GP	GS
1973 Cleveland Browns	13	0
Career Totals:	13	0

Marcus Smith

Position: WR
 Height: 6' 1" Weight: 215
 Born: 1/11/1985, in San Diego, CA, USA
 High School: Samuel F.B. Morse HS (San Diego, CA)

	GP	GS
2008 Baltimore Ravens	7	0
2009 Baltimore Ravens	0	0
2010 Baltimore Ravens	14	0
Career Totals:	21	0

(3 NFL Seasons)



Paul Smith had a distinguished AFL and NFL career after being drafted by the Denver Broncos. The two-time Pro Bowl pick grew up in Roswell, New Mexico. In 1986 he was inducted into the Denver Broncos Ring of Honor. He was a part of Denver's Super Bowl XII squad that lost to Dallas 27-10.

Paul Smith

Position: DE/DT
 Height: 6' 3" Weight: 254
 Born: 8/13/1945, in Ada, OK, USA
 High School: Roswell (NM)
 Drafted: 1968, Round 9, Pick 3 (222 Overall) by Denver Broncos

	GP	GS	FR	TD
1968 Denver Broncos	12	3	0	0
1969 Denver Broncos	14	1	1	0
1970 Denver Broncos	14	14	0	0
1971 Denver Broncos	14	14	1	0
1972 Denver Broncos	14	14	0	0
1973 Denver Broncos	14	14	1	0
1974 Denver Broncos	4	2	0	0
1975 Denver Broncos	13	12	2	1
1976 Denver Broncos	11	10	0	0
1977 Denver Broncos	12	2	1	0
1978 Denver Broncos	11	0	1	0
1979 Washington Redskins	15	2	0	0
1980 Washington Redskins	16	7	0	0
Career Totals:	164	95	7	1

(2 AFL Seasons)
 (11 NFL Seasons)

Nick Speagle

Position: LB
 Height: 6' 6" Weight: 241
 Born: 11/29/1981, in Albuquerque, NM, USA
 High School: La Cueva (NM)
 Drafted: 2005, Round 6, Pick 2 (176 Overall) by Cleveland Browns

	GP	GS	TKL
2005 Cleveland Browns	14	0	10
2006 Cleveland Browns	2	0	0
Career Totals:	16	0	10

Billy Strother

Position: LB
 Height: 6' 0" Weight: 230
 Born: 1/8/1982,
 High School: Harrison (Evansville, IN)

	GP	GS
2004 Miami Dolphins	1	0
2004 Washington Redskins	2	0
Career Totals:	3	0

(2 NFL Season)

Jon Sutton

Position: CB
 Height: 6' 1" Weight: 195
 Born: 1/1/1957, in New Orleans, LA, USA
 High School: Morningside (Inglewood, CA)

	GP	GS
1987 New Orleans Saints	2	0
Career Totals:	2	0

(1 NFL Season)

Claude Terrell

Position: OG
 Height: 6' 2" Weight: 343
 Born: 4/20/1982, in Texas City, TX, USA
 High School: La Marque (TX)
 Drafted: 2005, Round 4, Pick 33 (134 Overall) by St. Louis Rams

	GP	GS
2005 St. Louis Rams	14	10
2007 St. Louis Rams	6	3
Career Totals:	20	13

(2 NFL Seasons)

Lamar Thomas

Position: WR
 Height: 6' 30" Weight: 185
 Born: 4/23/1990, in Fort Washington, MD, USA
 High School: Friendly (Fort Washington, MD)

	ATT	YDS	REC	YDS	TD
2013 Jacksonville Jaguars	0	0	2	21	0
Career Totals:	0	0	2	21	0

(1 NFL Season)



Lobos In the NFL

Robert Turner

Position: OT
 Height: 6' 4" Weight: 308
 Born: 8/20/1984, in Austin, TX, USA

	GP	GS
2007 New York Jets	2	0
2008 New York Jets	10	0
2009 New York Jets	13	2
2010 New York Jets	16	0
2011 New York Jets	0	0
2012 St. Louis Rams	16	16
2013 Tennessee Titans	6	6
Career Totals:	63	24
(8 NFL Seasons)		


Willie Turrall

Position: RB
 Height: 5' 10" Weight: 190
 Born: 2/1/1964, in Tallahassee, FL, USA
 High School: Amos P. Godby (Tallahassee, FL)

	GP	GS
1987 Philadelphia Eagles	1	0
Career Totals:	1	0
(1 NFL Season)		

Brian Urlacher

Position: LB
 Height: 6' 3" Weight: 250
 Born: 5/25/1978, in Pasco, WA, USA
 High School: Lovington (NM)
 College: University of New Mexico
 Drafted: 2000, Round 1, Pick 9, (9 Overall) by Chicago Bears



The list of Urlacher's accomplishments in the NFL are numerous. An eight-time Pro Bowl pick, five-time All-Pro, AP NFL Defensive Rookie of the Year, AP NFL Defensive Player of the Year (2005), and a member of the 2000 All-Decade team, Urlacher is UNM's most accomplished NFL alum.

	TKL	SCK	INT	FR
2000 Chicago Bears	101	8.0	2	1
2001 Chicago Bears	89	6.0	3	2
2002 Chicago Bears	115	4.5	1	2
2003 Chicago Bears	87	2.5	0	0
2004 Chicago Bears	52	5.5	1	0
2005 Chicago Bears	97	6.0	0	0
2006 Chicago Bears	92	0.0	3	1
2007 Chicago Bears	92	5.0	5	2
2008 Chicago Bears	79	0.0	2	1
2009 Chicago Bears	3	0.0	0	0
2010 Chicago Bears	96	4.0	1	2
2011 Chicago Bears	84	0.0	3	2
2012 Chicago Bears	53	0.0	1	2
Career Totals:	1040	41.5	22	15
(13 NFL Seasons)				

Emilio Valdez

Position: LB/TE
 Height: 6' 2" Weight: 210
 Born: 4/30/1946, in Vegvita, NM, USA
 High School: Belen (NM)
 Drafted: 1968, Round 12, Pick 16 (316 Overall) by Chicago Bears

	GP	GS
1968 Chicago Bears	6	0
1969 Chicago Bears	2	0
Career Totals:	8	0
(2 NFL Seasons)		

Rod Wallace

Position: DT/G
 Height: 6' 5" Weight: 255
 Born: 2/10/1949, in Pueblo, CO, USA
 High School: Central (Pueblo, CO)
 Drafted: 1971, Round 10, Pick 25 (259 Overall) by Dallas Cowboys

	GP	GS
1971 Dallas Cowboys	11	0
1972 Dallas Cowboys	14	1
1973 Dallas Cowboys	12	3
Career Totals:	37	4
(3 NFL Seasons)		

Dave Ward

Position: E
 Height: 5' 10" Weight: 195
 Born: 3/10/1907,

	GP	GS
1933 Boston Redskins	1	0
Career Totals:	1	0
(1 NFL Season)		

Derwin Williams

Position: WR
 Height: 6' 1" Weight: 185
 Born: 5/6/1961, in Bronwood, TX, USA
 High School: Brownwood (TX)

	REC	YDS	AVG	TD	LNG
1985 New England Patriots	9	163	18.1	0	30
1986 New England Patriots	2	35	17.5	0	26
1987 New England Patriots	3	30	10.0	0	12
Career Totals:	14	228	16.3	0	30
(3 NFL Seasons)					

Mike Williams

Position: FB/TE
 Height: 6' 3" Weight: 222
 Born: 10/14/1957, in New Kingston, PA, USA
 High School: Parkland (El Paso, TX)
 Drafted: 1979, Round 8, Pick 3 (195 Overall) by Kansas City Chiefs

	ATT	YDS	REC	YDS	TD
1979 Kansas City Chiefs	69	261	16	129	3
1980 Kansas City Chiefs	0	0	2	9	1
1981 Kansas City Chiefs	2	0	1	3	0
Career Totals:	71	261	19	141	4
(3 NFL Seasons)					

Ray Wilson

Position: S
 Height: 6' 2" Weight: 202
 Born: 8/26/1971, in Panama City, FL, USA
 High School: A. Crawford Mosley (Panama City, FL)

	GP	GS
1994 Green Bay Packers	3	0
1994 New Orleans Saints	3	0
Career Totals:	6	0
(2 NFL Seasons)		

John Woodcock

Position: DE/DT
 Height: 6' 3" Weight: 252
 Born: 3/19/1954, in Eureka, CA, USA
 High School: Washington (Fremont, CA)
 Drafted: 1976, Round 3, Pick 16 (76 Overall) by Detroit Lions

	GP	GS
1976 Detroit Lions	14	0
1977 Detroit Lions	14	0
1978 Detroit Lions	16	0
1980 Detroit Lions	8	0
1981 San Diego Chargers	12	0
1982 San Diego Chargers	6	0
Career Totals:	70	0
(6 NFL Seasons)		

Don Woods

Position: RB
 Height: 6' 1" Weight: 209
 Born: 2/17/1951, in Denton, TX, USA
 High School: Fred Moore (Denton, TX)

	ATT	YDS	REC	YDS	TD
1974 San Diego Chargers	227	1162	26	349	10
1975 San Diego Chargers	87	317	13	101	2
1976 San Diego Chargers	126	450	34	224	4
1977 San Diego Chargers	118	405	18	218	2
1978 San Diego Chargers	151	514	34	295	3
1979 San Diego Chargers	0	0	0	0	0
1980 San Diego Chargers	4	10	0	0	0
1980 San Francisco 49ers	50	229	20	171	0
Career Totals:	763	3087	145	1358	21
(7 NFL Seasons)					



Lobos In the NFL Draft



Year drafted	Round	Pick in round	Overall Pick	Player	Team	Position
2023	6	21	198	Jerrick Reed	Seahawks	DB
2018	7	15	229	Jason Sanders	Dolphins	K
2010	7	22	229	Erik Cook	Redskins	G
2009	4	12	112	Glover Quin	Texans	DB
2009	6	27	200	DeAndre Wright	Giants	DB
2008	4	7	106	Marcus Smith	Ravens	WR
2007	3	4	68	Quincy Black	Buccaneers	LB
2006	2	19	51	Ryan Cook	Vikings	C
2006	7	8	216	Terrance Pennington	Bills	T
2005	4	33	134	Claude Terrell	Rams	G
2005	6	2	176	Nick Speegle	Browns	LB
2002	5	1	136	Jarrold Baxter	Texans	RB
2001	6	31	194	Joe Maese	Ravens	C
2000	1	9	9	Brian Urlacher	Bears	LB
2000	7	20	226	Casey Tisdale	Patriots	LB
1998	3	19	80	Ramos McDonald	Vikings	DB
1998	6	3	156	Scott McGarrahan	Packers	DB
1996	3	12	73	Winslow Oliver	Panthers	RB
1996	6	6	173	Chris Griffen	Patriots	TE
1995	3	6	70	David Sloan	Lions	TE
1995	3	16	80	Stoney Case	Cardinals	QB
1991	12	23	329	Ron Shipley	Chiefs	G
1990	6	3	140	Terance Math	Jets	WR
1985	10	17	269	Buddy Funch	Broncos	QB
1984	7	10	178	Jimmie Carter	Lions	LB
1984	7	24	192	Derwin Williams	Patriots	WR
1981	4	13	96	Brad Wright	Dolphins	QB
1981	5	16	127	Ricky Martin	Steelers	WR
1981	12	12	316	Bob Shupryt	Bears	LB
1980	3	25	81	Charles Baker	Cardinals	LB
1980	4	23	106	Chris Combs	Oilers	TE
1979	8	3	195	Mike Williams	Chiefs	RB
1977	1	21	21	Robin Cole	Steelers	LB
1977	5	25	137	Andy Frederick	Cowboys	T
1977	7	13	180	Bruce Herron	Dolphins	LB
1977	9	11	234	Dave Green	Chiefs	T
1976	4	1	93	Steve Myer	Seahawks	QB
1976	17	18	477	Bob Berg	Bills	K
1974	6	4	134	Don Woods	Packers	RB
1973	9	13	221	Larry Dibbles	Vikings	DE
1973	17	11	427	Fred Henry	Rams	RB
1971	3	17	69	Sam Scarber	Cowboys	RB
1971	10	25	259	Rodney Wallace	Cowboys	DT
1970	11	22	282	David Bookert	Rams	RB
1969	13	19	336	Rene Matison	Cowboys	WR
1968	9	3	222	Paul Smith	Broncos	LB
1968	12	16	316	Emilio Vallez	Bears	LB
1967	12	19	309	Ben Monroe	Eagles	QB
1966	11	7	162	Stan Quintana	Vikings	DB
1965	16	2	212	Dave Hettema	49ers	T
1964	15	9	205	Cliff Stallings	Cardinals	B
1963	15	4	200	George Heard	Eagles	E
1960	7	1	73	Ron Morrison	Rams	T
1960	9	10	106	Don Perkins	Colts	B
1958	29	4	341	Glen Hakes	Bears	G
1955	12	12	145	Jack Eaton	Browns	T
1955	17	1	194	Larry White	Cardinals	C
1953	14	12	169	Jack Barger	Lions	T
1953	28	2	327	Mike Prokopiak	Cardinals	B
1952	27	4	317	Chuck Hill	Eagles	B
1949	12	1	112	Virgil Boeler	Lions	C
1948	19	9	174	Rudy Krall	Eagles	B
1946	13	3	113	George Poppin	Steelers	T
1945	27	9	283	Bill Thompson (tackle)	Eagles	T
1939	7	1	51	Bill Dwyer (American football)	Cardinals	B
1939	18	7	167	Dutch Niemant	Lions	B



University Stadium

YEAR-BY-YEAR AT UNIVERSITY STADIUM



Year	G	Record	Attendance	Average
1960	6	3-3	101,776	16,963
1961	6	5-1	102,111	17,019
1962	5	5-0	118,648	23,730
1963	6	4-2	125,822	20,970
1964	6	5-1	132,463	22,077
1965	6	2-4	122,762	20,460
1966	5	1-4	85,305	17,061
1967	6	1-5	72,972	14,504
1968	5	0-5	58,884	11,777
1969	5	2-3	72,972	14,594
1970	5	4-1	67,636	13,527
1971	6	3-2-1	120,389	20,064
1972	5	1-4	88,554	17,710
1973	5	3-2	77,766	15,553
1974	6	2-3-1	102,956	17,159
1975	6	4-2	98,624	17,437
1976	5	2-3	104,653	20,930
1977	5	3-2	87,858	17,571
1978	6	3-3	99,504	16,584
1979	6	4-2	125,443	20,907
1980	5	2-3	89,242	17,848
1981	5	2-2-1	82,014	16,402
1982	6	5-1	139,414	23,236
1983	5	4-1	95,621	19,124
1984	6	3-3	128,587	21,431
1985	5	1-4	98,762	19,752
1986	5	3-2	79,845	15,969
1987	4	0-4	62,515	15,629
1988	6	1-5	68,305	11,384
1989	5	2-3	103,628	20,726
1990	5	1-4	78,233	15,647
1991	5	2-3	79,112	15,822
1992	6	3-3	115,479	19,247
1993	6	4-2	151,844	25,307
1994	5	2-3	134,239	26,848
1995	7	3-4	177,683	25,383
1996	6	4-2	147,982	23,585
1997	6	5-1	183,972	30,662
1998	6	2-4	158,838	26,473
1999	6	3-3	150,664	25,111
2000	6	3-3	141,935	23,656
2001	6	4-2	187,608	31,268
2002	6	5-1	183,074	30,512
2003	7	5-2	245,891	35,127
2004	5	3-2	186,408	37,282
2005	5	2-3	191,707	38,341
2006	8	3-5	234,542	29,318
2007	7	6-1	208,259	29,751
2008	6	3-3	178,275	29,712
2009	6	1-5	161,661	26,944
2010	6	1-5	125,330	20,888
2011	6	1-5	120,160	20,027
2012	6	2-4	133,840	22,307
2013	6	2-4	141,220	23,537
2014	6	1-5	131,624	21,937
2015	8	5-3	188,224	23,528
2016	7	6-1	141,938	20,277
2017	6	2-4	127,161	21,194
2018	6	1-5	99,523	16,587
2019	6	2-4	94,483	15,747
2020	0	0-0	0	0
2021	6	2-4	97,992	16,332
2022	6	2-4	89,794	14,966
2023	6	2-4	95,890	15,982
Totals (63 yrs)	364	173-188-3	7,801,588	21,432

Entering its 64th season, University Stadium is the home of the New Mexico Lobos. The stadium complex has seen plenty of upgrades over previous seasons, including a new athletic performance center in the Tow Diehm Football Building, the largest scoreboard and video board in the Mountain West, and a new synthetic playing surface installed in 2021. The latest addition is the New Mexico Mutual Champions Training Center, which opened in 2023 and is located inside the south end of the stadium.

The stadium opened its gates Sept. 17, 1960, when UNM hosted the National University of Mexico. The Lobos thumped their foreign visitors, 77-6, UNM's biggest margin of victory at University Stadium.

Prior to 1960, UNM played its home games at Zimmerman Field (1938-59) and University Field (1892-1937), where Ortega Hall, the Humanities building and Woodward Hall presently stand.

DIRECTIONS

Located on the southeast corner of Avenida Cesar Chavez and University Boulevard, University Stadium can be easily accessed by exiting off I-25, just south of the Big-I, at Avenida Cesar Chavez. Head east on Avenida Cesar Chavez. After crossing University Boulevard, University Stadium is located on the right.



LARGEST HOME CROWDS

ATTEN.	DATE	OPPONENT	SCORE
44,760	Sept. 17, 2005	New Mexico State	W, 38-21
44,075	Sept. 27, 2003	New Mexico State	W, 24-7
41,771	Sept. 1, 2001	UTEP	W, 26-6
41,003	Sept. 8, 2007	New Mexico State	W, 44-34
40,182	Oct. 1, 2004	Utah	L, 28-7
39,233	Oct. 8, 2005	BYU	L, 27-24
38,746	Sept. 11, 2004	Texas Tech	W, 27-24
37,533	Sept. 5, 2005	UNLV	W, 24-22
37,287	Oct. 23, 2004	San Diego State	W, 19-9
37,156	Oct. 18, 1997	Rice	L, 35-23



L.F. "Tow" Diehm Football Facility

Lobo Football is housed in the L.F. "Tow" Diehm Football Facility, a large all-emcompassing building in the south end of University Stadium. Named for former trainer Tow Diehm and completed in 1995, the facility houses UNM's locker room, athletic performance center, training room and medical areas, team offices and meeting rooms, and a hospitality area. On game days, the third floor hospitality area serves as a premium seating area on the U.S. Bank Club Level, with indoor and outdoor seating, climate control, carving stations and a full bar.

The facility is named in honor of Tow Diehm, who did as much for Lobo athletics as anyone. He came to UNM in 1957 to serve as the school's athletics trainer, a position he would hold for 31 years. It was during that time that Diehm treated and befriended thousands of student-athletes. In 1988, he was elevated to associate athletics director where he began lobbying efforts with the state legislature to help fund a desperately needed athletics training facility.

His endless trips to Santa Fe resulted in the construction of the magnificent facility that now bears his name. Diehm was also instrumental in prompting legislators to pass a tuition waiver bill for out-of-state student-athletes, which provides a huge savings to all of the state's four-year institutions. Although he officially semi-retired in 1992, Diehm continued to work the legislature on behalf of UNM until his death in 1998.





New Mexico Mutual Champions Training Center



The New Mexico Mutual Champions Training Center broke ground in the spring of 2022 and opened in April of 2023. The 11,312-square foot facility (9,774 on the weight training floor and 1,538 on the cardio mezzanine) allows for all Lobo athletic teams to have a new space in which to continue athletic performance training.

The new facility is located in the South End Zone of University Stadium, and its construction was easy to document as its progress was very visible during the 2022 football season on television during games broadcast on CBS Sports Network and FS1 and FS2.

"I'm grateful for our continued partnership with New Mexico Mutual," said Vice President/Director of Athletics Eddie Nuñez. "The investment into our student-athletes by a local company will allow for the very best for all our student-athletes. As we continue to strive for championships, both in the Mountain West and nationally, the New Mexico Mutual Champions Training Center will be a key piece towards realizing those goals."

Nuñez added, "I want to sincerely thank New Mexico Mutual President & CEO Kellie Mixon for her strong and continued support of Lobo Athletics, as well as Norm Becker, former CEO when this project was taking root."

With its emphasis on physical fitness, the NMMCTC aligns with New Mexico Mutual's commitment to the health and well-being of all New Mexicans, as well as its focus on New Mexico's workforce. The grand opening was marked by a ribbon-cutting ceremony and tours of the new space, which more than doubles UNM's current athletic performance space. The NMMCTC houses all new athletic performance equipment, from free weights and stations to a full cardio area.

While the facility is housed in the Football End Zone Club, the NMMCTC is large enough that all Lobo teams will be utilizing the facility, including multiple teams at the same time. The facility will also allow UNM's medical and athletic training staff to utilize the latest technology in both injury prevention and injury rehabilitation.

The New Mexico Mutual Champions Training Center is UNM's first new facility since the construction of the McKinnon Family Tennis Stadium, which opened in time for the 2014-15 tennis season and the R.D. and Joan Dale Hubbard Baseball Clubhouse, which opened in 2016. The last update to UNM's athletic performance facilities occurred in August of 2014 when UNM's weight room inside of the Tow Diehm Football Complex was renovated.

Mark Paulsen Athletic Performance Center

The 2014 season saw the debut of perhaps one of the most important pieces in the facility puzzle for the University of New Mexico football team. The new Athletic Performance Center for Football opened for business in August of 2014, giving the Lobo football team a state of the art athletic performance and training center for year-round dedicated use.

The facility was renamed on September 18, 2023 as the Mark Paulsen Strength Center after the former Lobo strength coach who is widely credited for helping build the toughness of the Lobo football teams of the late 1990s and 2000s, programs that head coach Bronco Mendenhall was a part of as the defensive coordinator.



The New Mexico football team never had the chance to see the center being constructed, as it was locked away from the players and prying eyes. The team got to see the facility for the first time after the completion of fall camp in Ruidoso, and the team was stunned at what they saw. Along with brand new flooring and branding with the Lobo shield everywhere, racks and racks of dumbbells, machines, and every other piece of strength equipment you can imagine was there at their disposal (including a 40-yard turf sprinting area). Every single thing brand new, gleaming and sparkling under all-new lighting as well.

"There was so much energy going through my body as soon as I walked through the door," said then-captain LaMar Bratton, one of the first players through the door to the new facility. "When I came here as a freshman, I could never imagine a weight room like it is now." The Athletic Performance Center reveal video made the national rounds on sites like SI.com and FootballScoop.com, and it remained the most viewed UNM football video for the program for four years.

The new Athletic Performance Center for Football is one of many major facility upgrades for the program, joining the FieldTurf installation in 2021, the Mountain West's largest scoreboard at the time in 2013 and a state-of-the-art sound system for the stadium in 2015 and refurbishing the office space, including all meeting rooms, in Tow Diehm in 2017. The 2018 season saw a refurbished locker room, the first locker room renovation in over 30 years.

With a host of former players and coaches in attendance, the revamped athletic performance center was officially renamed the Mark Paulsen Strength Center on Friday afternoon, a fitting tribute for a strength coach who, no matter the program, built machines.

And make no mistake, those machines won a lot of games, across a lot of sports.

Paulsen, who came to UNM with Mike Shepard and hit his stride under Dennis Franchoine, helped led the strength and conditioning program for a Lobo Football team that hit its peak under Rocky Long in the 2000s. Those teams were known for their toughness, and brute strength, and the man behind that was Mark Paulsen, who got every student-athlete, regardless of sport, regardless of gender, to maximize their potential.

"This is such a fitting honor for Mark," said V.P./Director of Athletics Eddie Nuñez. "For what he did for this institution, for what he did for (his student-athletes), because of what it means to be a Lobo."

Paulsen, who was flanked by not just friends but plenty of family, also was the strength coach for the Lobo basketball program when the team hit it's stride in the early 2010s, winning several conference titles, including a 30-5 season and a Top 10 national ranking in 2010.





Famous Alumni



Tim Herron has been on the PGA Tour since the 1993, and he owns four PGA victories. He finished sixth in the 1999 U.S. Open Championships and to date has won \$19.6 million in prize money over his career.




Tony Booth was a part of the “Bakersfield Sound” movement in country music in the 1970s, and he boasts five top 30 albums and 10 top-50 country songs on the Country Music charts from 1970-77 as well as four American Country Music Awards, including 1971’s Most Promising Male Vocalist



Shirley Hufstede was at one time the only female on a federal Court of Appeals when she served the U.S. Court of Appeals for the Ninth Circuit in 1968, appointed by President Lyndon B. Johnson. She served on the Court of Appeals for 11 years until President Jimmy Carter appointed her as the first United States Secretary of Education. She was even featured on a “Supersisters” trading card set that celebrated 72 important women in the United States in 1979.



Kathleen Kennedy Townsend was the Sixth Lieutenant Governor of Maryland from 1995-2003. She is the oldest daughter of Robert F. and Ethel Kennedy, and she is the oldest grandchild of Joseph Kennedy, Sr. and Rose Kennedy.



Luc Longley played 11 years in the NBA, the first Australian to play in the league. He was the starting center for the Chicago Bulls during the final three championships of their six in eight years, from 1996-98. He played alongside Michael Jordan, and was the starting center for Chicago’s 72-10 season, at the time a record for wins in a season. Longley was originally drafted seventh overall by the Minnesota Timberwolves, and he also saw time later in his career with the Phoenix Suns and New York Knicks.



Penny Marshall gained fame on television as Laverne DeFazio on *Laverne and Shirley*, which ran for seven seasons and saw Marshall earn three Golden Globe nominations. She moved on to become an accomplished director. "Big", directed by Marshall and starring Tom Hanks, became the first film directed by a woman to top the \$100 million mark. She later would direct "A League of Their Own" (also starring Hanks along with Geena Davis, Rosie O'Donnell and Madonna among others), a movie about the All-American Girls Professional Baseball League. That movie in 2012 was selected for preservation by the U.S. National Film Registry by the Library of Congress.



Holly Holm, who attended UNM in the early 2000s, went 33-2-3 as a professional boxer from 2002-13 with 18 World Titles in three weight classes. Holm has since switched to Mixed Martial Arts, defeating Rhonda Rousey to become the UFC Bantamweight World Champion.

Now retired after a distinguished 37-year career in the Marine Corps, William L. "Spyder" Nyland was a four-star general and Assistant Commander of the Marine Corps from 2002-05. Nyland was commissioned as a Second Lieutenant after serving in the Naval ROTC Program at UNM. He flew 122 combat missions in the Vietnam War, and earned the Defense Distinguished Service Medal and Distinguished Service Medal Legion of Merit. After retirement from the military, Nyland served as Deputy Director for Defense Research and Development for the Florida Institute for Human and Machine Cognition. He also spent time as Chairman of Toys for Tots.



Other Notable Alumni

- Edward Abbey
John Adair
Ania Ahlborn
James Anaya
Christopher Andronicos
Jerry Apodaca
Charlie Beljan
Gary Berntsen
Robert W. Bigelow
Sarah Bird
Charles W. Blackwell
Paul Bloom
Timothy Braun
Kirk Bryan
Gregory R. Bryant
Terry Calvani
Michael Cooper
Barbara Degenevieve
Diane Dimond
John Dodson
Jack Dongarra
James G. Ellis
Mitch Garver
Julio Gea-Banacloche
J.R. Giddens
Janice Gould
Danny Granger
Eddie Guerrero
James Haskins
Bashirul Haq
Donald L. Ivers
Gary Johnson
George Johnson
Brian Jay Jones
Kathy Lueders
L. Luis Lopez
Michelle Lujan Grisham
Miguel Marquez
John H. Morrison
Lori Ostlund
Antoine Predock
V.B. Price
Devon Sandoval
Caswell Silver
Leon Silver
Carol Jean Vigil
John Wertheim
Cody Willard
- Writer of The Monkey Wrench Gang
Pioneer of Navajo and Zuni cultural studies. In 1948, the university's first doctoral candidate in anthropology.
Top-selling horror novelist in Amazon
United Nations Special Rapporteur for Indigenous Human Rights
Geologist
The 24th Governor of New Mexico
PGA Tour winner
Former CIA Senior Operations Officer
Attorney/Television Commentator
Novelist, screenwriter, and journalist
First Ambassador of the Chickasaw Nation to the United States (1995–2013)
Former lawyer working as a special counsel for the United States Department of Energy
Author
Geologist
Rear Admiral U.S. Navy
Commissioner of the U.S. Federal Trade Commission
Former NBA player
Photographer
Journalist, author, TV anchor
current mixed martial artist competing for the Ultimate Fighting Championship
Mathematician and Computer Scientist, Distinguished Professor, University of Tennessee
Dean of USC Marshall School of Business
Major League Baseball player
Quantum physics expert
Former NBA Player
Koyangk'auwi Maidu writer and scholar
Former NBA player/current broadcaster
WWE wrestler
Award-winning children's author
Prominent architect and educator
Former judge of the United States Court of Appeals for Veterans Claims
The 29th Governor of New Mexico and 2012 presidential candidate
Science author
New York Times bestselling biographer of Washington Irving and Jim Henson
First woman to head NASA's human spaceflight program as the Associate Administrator of the Human Exploration and Operations Mission Directorate
American poet.
The 32nd Governor of New Mexico.
ABC News correspondent
Lawyer and former President of the Association of American Rhodes Scholars
American short story writer
Architect
Journalist, poet, author, scholar and New Mexico historian
Soccer player for New Mexico United
Geologist and CEO of Sundance Oil Company, endowed Caswell Silver Foundation at UNM
Professor of Geology, California Institute of Technology, member National Academy of Sciences, winner of NASA Scientific Achievement Medal, trained Apollo astronauts in field geology for their lunar mission
First Native American woman to be state district judge in the U.S.
Former member of the Executive Committee of the Democratic National Committee
Fox Business Network anchor



Bronco Mendenhall

Head Coach

Bronco Mendenhall

Oregon State, 1987
American Fork, Utah



Bronco Mendenhall, a 17-year veteran head coach who has twice turned around struggling programs, joined the Lobo Family on Dec. 6, 2023 when he was named the 33rd head football coach at The University of New Mexico. The announcement

was made by Vice President/Director of Athletics Eddie Nuñez. Mendenhall is no stranger to Albuquerque or The University of New Mexico, having served as defensive coordinator and associate head coach for the Lobos under Rocky Long from 1998-2002.

Mendenhall, 57, served as the head coach at former Mountain West rival BYU for 11 years and at Virginia for six, both times inheriting programs that were coming off a string of losing seasons and turning both into consistent winners.

After leaving UNM in 2002, Mendenhall spent two seasons as the defensive coordinator for BYU under Gary Crowton before being elevated to the head coaching position in 2005. In his first season at the helm of the Cougars, Mendenhall led BYU to a 6-6 record, returning BYU to a bowl game for the first time since 2001, losing 35-28 in the Las Vegas Bowl to California.

Winningest Active FBS Head Coach - Wins

Pl.	Coach	Current School	Wins
1.	Mack Brown	North Carolina	276
2.	Kirk Ferentz	Iowa	196
3.	Dabo Swinney	Clemson	170
4.	Mike Gundy	Oklahoma State	166
	Brian Kelly	LSU	166
6.	Kyle Whittingham	Utah	162
7.	Bronco Mendenhall	New Mexico	135
8.	Troy Calhoun	Air Force	130
9.	Rich Rodriguez	Jacksonville State	127
	Jeff Tedford	Fresno State	127

Mendenhall enamored himself to the Cougar fan base in that first season by returning the traditional "Y" to the team's helmets and more traditional uniforms. That opening season with BYU in 2005 would be his only non-winning season, as the Cougars reeled off double-digit wins four consecutive years from 2006-09, winning a pair of Mountain West titles as BYU would play in bowl games in all 11 of his seasons in Provo.

In 2006 and 2007, BYU went 11-2 each season and a perfect 8-0 in the Mountain West, finishing the 2006 season ranked No. 15 in the final AP Poll and No. 16 in the final Coaches Poll. In 2007, BYU finished 14th in both polls. The 2006 squad won its final 10 games including a 33-31 win over rival Utah to end a four-year winning streak for the Utes, a game in which BYU threw an 11-yard touchdown pass with no time left. Mendenhall was named Mountain West Coach of the Year as well as the Region 5 Coach of the Year by the AFCA.

In 2007, BYU again finished the season off with 10 consecutive wins, and by the time of season's end, it was the nation's longest winning streak. The Cougars again won the Las Vegas Bowl and this time they were able to exact some revenge with a 17-16 win over UCLA after the Bruins won the regular season matchup 27-17. The BYU defense finished 10th nationally, and overall BYU allowed 16 or fewer points in eight of the team's 13 games.

The 2008 Cougars again won double-digit games, going 10-3, and Mendenhall became the first Cougar coach to ever go unbeaten at home over three consecutive seasons. BYU opened the season 6-0 to run its winning streak to 16 straight, moving as high as No. 7 in the polls after a 21-3 win over New Mexico in Provo. BYU again played in the Las Vegas Bowl, and three Cougars earned Academic All-America honors, a program first.

The following season in 2009, BYU went 11-2, going 7-1 in the Mountain West and 3-1 against nationally-ranked foes. Included in that was a season-opening 14-13 neutral site win over No. 3 Oklahoma State in Arlington, Texas. Once again the Cougars excelled on the field and in the classroom. Two more Cougars earned Academic All-America honors while quarterback Max Hall threw for 3,560 yards. Running back Harvey Unga rushed for 1,087 yards and tight end Dennis Pitta earned All-America honors as he broke the NCAA record for most career receiving yards by a tight end.

In 2010, Mendenhall took over as defensive coordinator after a 2-5 start and BYU won five of its final six games. That season culminated in a 52-24 thrashing of UTEP in the Gildan New Mexico Bowl, making Mendenhall a perfect 4-0 inside University Stadium.

Mendenhall led the Cougars into the uncharted territory of football independence from 2011-15, starting with another double-digit win season in 2011





Winningest All-Time MW Head Coach - Wins

(minimum one full season)

Pl.	Coach	Team(s)	Tenure	Wins
1.	Rocky Long	UNM, SDSU	1999-08, 11-19	91
2.	Troy Calhoun	Air Force	2007-	77
3.	Gary Patterson	TCU	2005-11	48
4.	Bryan Harsin	Boise State	2014-20	45
5.	Bronco Mendenhall	BYU, UNM	2005-10, 24-	39
6.	Sonny Lubick	Colorado State	1999-07	37
	Craig Bohl	Wyoming	2014-23	37
8.	Kyle Whittingham	Utah	2005-10	35
9.	Matt Wells	Utah State	2013-18	30
10.	Jay Norvell	NEV, CSU	2017-21, 22-	29

as BYU went 10-3, winning a third-straight bowl game. The Cougars finished 22nd nationally in points allowed per game at 20.4, and BYU won nine of its last 10 including a come-from-behind win over Tulsa 27-24 in the Armed Forces Bowl. The Cougars finished the season ranked No. 25 in the Coaches Poll, giving BYU five seasons under Mendenhall in the final rankings.

The Cougars reeled off three straight 8-5 seasons under challenging schedules that saw BYU face off, and beat, the likes of No. 15 Texas (40-21 and 41-7), Boise State (37-20), Georgia Tech (38-20 and 41-17), Cal (42-35) and Washington State (30-6). BYU made it 10 straight seasons of bowl games as BYU earned bids to the Poinsettia Bowl in 2012, beating former conference foe San Diego State 23-6. BYU also faced off with Washington in the 2013 Fight Hunger Bowl and with Memphis in the 2014 Miami Beach Bowl.

In 2015, his final season with the Cougars, Mendenhall led BYU to a 9-3 record that included wins over No. 20 Boise State 35-24 and a season-opening win at Nebraska 33-28. The Cougars also won seven of their final eight games to finish off the regular season before facing Utah in the Royal Purple Las Vegas Bowl.

After stepping down from BYU, Mendenhall took over the Virginia Cavaliers, who were suffering through four straight losing seasons. It took Mendenhall two seasons to get the Cavs back to a bowl game for the first time in six years as his 2017 team went 6-6 in the regular season, earning an invitation to the Military Bowl Presented by Northrop Grumman. He also continued to win games against ranked opponents, beating Boise State 42-23 in Boise, and he continued to win rivalry games, defeating North Carolina in "The South's Oldest Rivalry" for the first time in eight years.

His next two seasons saw Virginia go 8-5 in 2018 and 9-5 in 2019. The 2018 squad again won the "South's Oldest Rivalry" and Virginia picked up another ranked win, beating No. 16 Miami 16-13. Virginia was invited to the Belk Bowl, where Mendenhall's Cavs shut out South Carolina of the SEC 28-0.

In 2019, Virginia went 9-3 and won the ACC's Coastal Division with a 6-2 mark, playing Clemson for the ACC title. The Cavs went unbeaten at home and defeated Virginia Tech for the first time in 15 years, earning a New Year's Six Bowl appearance against Florida in the Capital One Orange Bowl. The Cavs finished the year ranked No. 25 in the final Coaches Poll, and defense was again a calling card as the Cavs had three players record double-digit TFLs.

Mendenhall navigated Virginia to a 5-5 mark over the abbreviated 2020 COVID season, passing up a bowl opportunity. The squad did pick up another

ranked win with Virginia winning 44-41 over No. 13 North Carolina. In 2021, the Cavs went 6-6, finishing third nationally in total offense and 24th in scoring offense before Mendenhall stepped away from coaching. It marked the 16th time in 17 seasons as a head coach that his team was bowl eligible.

The Alpine, Utah native got his start in the coaching world at Oregon State as a graduate assistant after finishing a two-year playing career there as a defensive back in 1986 and 1987. His two years with Oregon State saw Mendenhall assist with the defensive line. He moved to the junior college ranks with the highly successful Snow College program, serving as the defensive coordinator and defensive backs coach in 1991 and 1992. He then spent two years at Northern Arizona (one as co-defensive coordinator) before returning to Oregon State in 1995 as a defensive line coach. In 1996, he served as the Beavers' defensive coordinator and defensive backs coach.

After a season at Louisiana Tech in 1997, he came to Albuquerque to serve as Rocky Long's first defensive coordinator, coaching five seasons from 1998-2002. UNM's defense excelled under Mendenhall, earning a quick reputation as a hard-nosed, hard-hitting unit led by safety Brian Urlacher, whom Mendenhall served as position coach for two seasons.

In his first seasons as defensive coordinator, the Lobos had six players earn first team All-Mountain West honors and Brandon Ratcliff was co-Mountain

Bronco Mendenhall Year-by-Year Collegiate Coaching Record

School (Pos.)	Year	Overall			Conference			Finish	Bowl
		W	L	.PCT	W	L	.PCT		
BYU	2005	6	6	.500	5	3	.429	T-2nd	Las Vegas Bowl (L)
BYU	2006	11	2	.846	8	0	.429	1st	Las Vegas Bowl (W)
BYU	2007	11	2	.846	8	0	.571	1st	Las Vegas Bowl (W)
BYU	2008	10	3	.769	6	2	.714	3rd	Las Vegas Bowl (L)
BYU	2009	11	2	.846	7	1	.714	2nd	Las Vegas Bowl (W)
BYU	2010	7	6	.538	5	3	.714	T-3rd	New Mexico Bowl (W)
BYU	2011	10	3	.769					Armed Forces Bowl (W)
BYU	2012	8	5	.615					Poinsettia Bowl (W)
BYU	2013	8	5	.615					Fight Hunger Bowl (L)
BYU	2014	8	5	.615					Miami Beach Bowl (L)
BYU	2015	9	4	.692					Las Vegas Bowl (L)
Virginia	2016	2	10	.167	1	7	.125	T-6th (Coastal)	
Virginia	2017	6	7	.462	3	5	.375	T-4th (Coastal)	Military Bowl (L)
Virginia	2018	8	5	.615	4	4	.500	T-3rd (Coastal)	Belk (W)
Virginia	2019	9	5	.786	6	2	.750	1st (Coastal)	Orange (L)
Virginia	2020	5	5	.500	4	5	.444	6th	No Bowl due to COVID
Virginia	2021	6	6	.500	4	4	.500	T-3rd (Coastal)	Fenway Bowl (Not Contested)
Totals (17 seasons)		135	81	.625	61	36	.629		



West Freshman of the Year. Under Mendenhall, Urlacher was twice an All-American and Nick Speegle earned Freshman All-America honors as well.

Over his time with UNM, the Lobos improved from just three wins in 1998 to seven wins and an invitation to the Las Vegas Bowl in 2002. In the Lobos' 27-13 loss against UCLA in the Las Vegas Bowl, the Mendenhall-led defense held the Bruins to a season-low 167 yards.

Under Mendenhall, the Lobos led the Mountain West in rushing defense for three straight seasons. In 2001, New Mexico gave up just 87.4 yards per game over the season. In his final season in Albuquerque, Mendenhall led the Lobos to a top ranking against league opponents in total defense, allowing just 316.4 yards per game. The Lobos also led the MWC in sacks in the 2000 and 2002 seasons, totaling 46 and 38, respectively.

Mendenhall and his wife, Holly, have three sons, Raeder, Breaker and Cutter.

Winningest Active MW Head Coach - MW Win %

(minimum one full season)

Pl.	Coach	Team(s)	Tenure	MW W-L	.PCT
1.	Urban Meyer	Utah	2003-04	13-1	.929
2.	Gary Patterson	TCU	2005-11	48-7	.873
3.	Bryan Harsin	Boise State	2014-20	45-8	.849
4.	Chris Petersen	Boise State	2011-13	19-4	.826
5.	Bronco Mendenhall	BYU, UNM	2005-10, 24-	39-9	.813
6.	Andy Avalos	Boise State	2021-23	17-5	.773
7.	Kyle Whittingham	Utah	2005-10	35-13	.729
8.	Jeff Tedford	Fresno State	2017-19, 22-	27-13	.675
9.	Kalen DeBoer	Fresno State	2020-21	9-5	.643
	LaVell Edwards	BYU	1999-00	9-5	.643

Bronco Mendenhall vs. All Opponents Collegiate Coaching Record

Team	OVERALL		HOME		ROAD		NEUTRAL		Team	OVERALL		HOME		ROAD		NEUTRAL	
	W	L	W	L	W	L	W	L		W	L	W	L	W	L	W	L
Abilene Christian	1	0	1	0	0	0	0	0	Nevada	1	2	0	2	1	0	0	0
Air Force	5	1	3	0	2	1	0	0	New Mexico	6	0	3	0	3	0	0	0
Arizona	1	2	1	0	0	1	0	1	New Mexico State	2	1	1	1	1	0	0	0
Auburn	0	0	0	0	0	0	0	0	North Carolina	4	2	2	1	2	1	0	0
Boise State	3	2	2	0	1	2	0	0	North Carolina State	0	1	0	0	0	1	0	0
Boston College	1	3	1	2	0	1	0	0	Northern Iowa	1	0	1	0	0	0	0	0
BYU	0	1	0	0	0	1	0	0	Notre Dame	0	5	0	1	0	4	0	0
California	1	1	0	0	1	0	0	1	Ohio	1	0	1	0	0	0	0	0
Central Michigan	1	0	1	0	0	0	0	0	Oklahoma	1	0	0	0	0	0	1	0
Cincinnati	1	0	1	0	0	0	0	0	Old Dominion	1	0	1	0	0	0	0	0
Clemson	0	2	0	0	0	1	0	1	Oregon	1	1	0	0	0	1	1	0
Colorado State	6	0	3	0	3	0	0	0	Oregon State	2	1	0	1	1	0	1	0
Connecticut	3	1	2	0	1	1	0	0	Pittsburgh	1	4	0	2	1	2	0	0
Duke	6	0	4	0	2	0	0	0	Richmond	1	1	1	1	0	0	0	0
East Carolina	1	0	1	0	0	0	0	0	San Diego State	6	1	3	0	3	1	0	0
Eastern Illinois	1	0	1	0	0	0	0	0	San Jose State	2	1	1	0	1	1	0	0
Eastern Washington	1	0	1	0	0	0	0	0	Savannah State	1	0	1	0	0	0	0	0
Florida	0	1	0	0	0	0	0	1	South Carolina	1	0	0	0	0	0	1	0
Florida State	1	2	1	1	0	1	0	0	TCU	2	5	1	2	1	2	0	1
Fresno State	1	0	1	0	0	0	0	0	Texas	2	1	1	0	1	1	0	0
Georgia Tech	5	2	4	0	1	2	0	0	Tulane	1	0	0	0	1	0	0	0
Hawai'i	2	0	1	0	1	0	0	0	Tulsa	2	1	1	0	0	1	1	0
Houston	2	0	1	0	1	0	0	0	UCF	1	1	1	0	0	1	0	0
Idaho	2	0	2	0	0	0	0	0	UCLA	2	2	1	0	0	2	1	0
Idaho State	2	0	2	0	0	0	0	0	UNLV	7	0	4	0	3	0	0	0
Illinois	1	0	1	0	0	0	0	0	Utah	3	7	2	3	1	3	0	1
Indiana	0	2	0	1	0	1	0	0	Utah State	7	2	4	1	3	1	0	0
Liberty	2	0	2	0	0	0	0	0	UTEP	1	0	0	0	0	0	1	0
Louisville	3	3	2	1	1	2	0	0	Virginia	1	1	1	0	0	1	0	0
Memphis	0	1	0	0	0	0	0	1	Virginia Tech	1	5	1	2	0	3	0	0
Miami	2	4	1	1	1	3	0	0	Wagner	1	0	1	0	0	0	0	0
Michigan	0	1	0	0	0	1	0	0	Wake Forest	0	3	0	1	0	2	0	0
Middle Tennessee State	2	0	1	0	1	0	0	0	Washington	2	1	1	0	1	0	0	1
Mississippi	1	0	0	0	1	0	0	0	Washington State	1	0	1	0	0	0	0	0
Missouri	0	1	0	0	0	1	0	0	Weber State	1	0	1	0	0	0	0	0
Montana State	0	0	0	0	0	0	0	0	William & Mary	3	0	3	0	0	0	0	0
Navy	0	1	0	0	0	0	0	1	Wisconsin	0	1	0	0	0	1	0	0
Nebraska	1	0	0	0	1	0	0	0	Wyoming	6	0	3	0	3	0	0	0
TOTAL	135	81	83	24	45	48	7	9									



Jason Beck

Off. Coord./QBs

BYU, 2006
Oknard, Calif.

Jason Beck joined the Lobo Football program in February of 2024, and he serves as the offensive coordinator and quarterbacks coach for UNM. He comes to New Mexico after a two-year stint at Syracuse.

Over his 10 seasons as a quarterbacks coach at the FBS level, Beck's protégées have averaged 3,300 passing yards and 509 rushing yards, for an average of 3,809 yards of total offense per season. Beck has a proven track record of developing quarterback talent for the next level. Three of his prior quarterbacks were on active NFL rosters in 2023.

The 2024 season will be his 11th working with Mendenhall.

PREVIOUS COACHING STOPS

SYRACUSE (2022-23): Beck served two seasons with the Orange as quarterbacks coach, and in 2023 he also served as offensive coordinator. In his lone season as the program's OC, Beck's unit creatively navigated injuries to crucial areas, picking up a pair of late-season victories to secure a second-straight bowl berth by utilizing a converted tight end to throw the majority of passes and a run-focused attack to reach the postseason.

After a 4-0 start that saw QB Garrett Shrader get added to the Davey O'Brien Watch List, injuries hampered the passing attack down the stretch, forcing a shift in philosophy. Running back LeQuint Allen crossed the 1,000-yard threshold, marking the third-straight season a Syracuse back had gone past quadruple digits.

The multi-look offense set the program's single-game record for total offense (677 yards) in the season opener and scored nine touchdowns. Ten weeks later, his offense mustered the most yards on the ground by an Orange squad since 1996 (392 yards).

Beck coached the quarterbacks in 2022 and oversaw Syracuse's passing efficiency rating upgrade from 108th in the FBS in 2021, to 45th nationally and fourth in the ACC in one season. The Orange also improved to eighth in the ACC in total offense (from 10th), seventh in passing offense (from 14th), second in red zone offense (from 13th), and seventh in scoring offense (from 10th) in his first season with the Orange.

VIRGINIA (2016-21): Beck spent six seasons with the Virginia Cavaliers, serving as quarterbacks coach for all six. There, his charges had tremendous success.

At Virginia, Beck's quarterback Bryce Perkins graduated as the program's career record holder at the time for total offense (7,910) after playing only two seasons in Charlottesville (2018-19). Under Beck, Perkins also claimed the top two spots in the Cavalier record book for single-season and single-game total offense, until both were surpassed by Brennan Armstrong in 2021. Perkins' total offense number (4,307) in 2019 ranked No. 6 nationally and No. 1 in the ACC. Perkins also set the single-season passing record at UVA with 3,538 passing yards in 2019, which ranked No. 16 in the nation and No. 3 in the ACC. Perkins is currently on the LA Rams roster.

In 2021, Beck's student Armstrong helped UVA rank second in the nation in passing offense. The 2021 Cavaliers' offense ranked near the top of the FBS in several different national statistics, including passing offense (2nd/392.6), total offense (3rd/515.8), first downs (11th/318), 3rd down conversions (15th/.459) and scoring offense (22nd/34.6).

Beck also coached eventual NFL quarterback Kurt Benkert, who has spent

time with the Atlanta Falcons, Green Bay Packers, and San Francisco 49ers. Benkert finished a two-year career at Virginia with 5,759 passing yards and 46 career touchdowns.

Virginia has only had three quarterbacks throw for 20+ touchdowns in multiple seasons. All six of those campaigns coincided with Beck's tenure at Virginia with Armstrong (2020-21), Perkins (2018-19), and Benkert (2016-17) accomplishing the feat. At Virginia, he helped UVA become bowl eligible in his last five seasons there, including an ACC Coastal Division Championship in 2019 and a trip to the Orange Bowl.

BYU (2013-15): Beck spent three seasons at his alma mater, coaching quarterbacks at BYU from 2013-15 where he tutored current New Orleans Saints all-everything tight end/quarterback/receiver Taysom Hill. In 2015, after Hill suffered a season-ending injury, Beck coached freshman Tanner Magnum to be the nation's only freshman quarterback to throw for more than 3,000 yards and post a completion percentage north of 60 percent. That came on the heels of another year where Hill's season was cut short in 2014. Beck helped BYU successfully navigate the final seven games of the regular season without the star

Jason Beck Profile

Born: April 30, 1980

Hometown: Oxnard, Calif.

Alma Mater: BYU, 2006 (B.A., Communications); BYU, 2011 (M.A., Communications)

Playing Experience: BYU, (2004-06), College of the Canyons (2003), Ventura College (2002).

Family: Married to Jaime. Children are Peyton, Cameron, and Jackson.

Coaching Experience:

2024	New Mexico (Offensive Coordinator/QBs)
2023	Syracuse (Offensive Coordinator/QBs)
2022	Syracuse (Quarterbacks)
2016-21	Virginia (Quarterbacks)
2013-15	BYU (Quarterbacks)
2012	Simon Fraser (Quarterbacks)
2009-11	Weber State (Quarterbacks)
2008	LSU (Offensive Intern)
2007	BYU (Offensive Intern)

Postseason Coached (corresponding to the season, not the actual year of the bowl game):

2023	Boca Raton Bowl [^]
2022	Pinstripe Bowl
2021	Fenway Bowl [*]
2019	Orange Bowl
2018	Belk Bowl
2017	Military Bowl
2015	Las Vegas Bowl
2014	Miami Beach Bowl
2013	Fight Hunger Bowl
2009	FCS Playoffs (First Round)
2008	Chick-Fil-A Bowl
2007	Las Vegas Bowl

^{*} not contested | [^] did not coach



QB. Hill and Christian Stewart combined for 3,623 yards and 32 touchdowns, including 25 TDs by Stewart. As a sophomore quarterback in 2013, Hill passed for 2,938 yards and 19 TDs, while also rushing for 1,344 yards and 10 TDs under Beck's tutelage.

SIMON FRASER (2012): Beck spent the 2012 season as the offensive coordinator at Simon Fraser, the only Division II school located in Canada. Beck turned an offense that ranked last in the Great Northwest Athletic Conference in total offense, passing offense, and scoring offense in 2011 into the league's No. 1-rated attack in all three categories during the program's first year as a full NCAA Division II member in 2012.

WEBER STATE (2009-11): Beck served as quarterbacks coach at Weber State from 2009-2011. Under his guidance, quarterback Cameron Higgins set school records for most career passing yards (12,274), most career touchdowns passes (98), most career total touchdowns (105), most career pass completions (935), and career passing efficiency rating (144.5). Higgins completed his career as one of the most prolific players in Big Sky Conference history.

LSU (2008): Beck spent the 2008 season on Les Miles' staff at LSU as an offensive intern.

BYU (2007): Beck spent the 2007 season as an offensive intern on Bronco Mendenhall's staff at BYU.

PLAYING CAREER: BYU (2004-06), College of the Canyons (2003), Ventura College (2002): As a player, Beck spent three seasons at BYU after one-year stops at College of the Canyons and Ventura College as a quarterback. He spent much of his time at BYU as a backup, but totaled 553 yards through the air in his

career, including 305 yards on 20-of-28 passing in his lone start, a 38-0 victory over Utah State his senior season. At College of the Canyons, he led the Cougars to an 11-1 record and No. 4 ranking nationally among junior colleges.

Beck earned bachelor's and master's degrees in communications from BYU in 2006 and 2011. He is married to former BYU soccer standout Jaime Rendich, and they have a daughter, Peyton, and twin sons, Cameron and Jackson.



Nick Howell

Def. Coord.

Ogden, Utah

Weber State, 2005

Nick Howell joined the Lobo Football program in January of 2024, and he serves as defensive coordinator for the program. He comes to UNM from a two-year stint as the defensive coordinator and secondary coach at Vanderbilt.

The 2024 season will be Howell's 12th consecutive season as an FBS defensive coordinator. Over his previous stints, Howell has served as a defensive coordinator in the Mountain West, the ACC, and the SEC.

The 2024 season will be his 16th working with Mendenhall.

PREVIOUS COACHING STOPS

VANDERBILT (2022-23): Howell spent the previous two seasons as the defensive coordinator and secondary coach at Vanderbilt, where he weekly schemed defenses in arguably the nation's toughest conference.

In 2023, the Commodores led the SEC with 12 interceptions and were fourth in the SEC in defensive touchdowns. Linebacker Langston Patterson and anchor CJ Taylor both finished among the league's leaders in tackles, ranking 11th and 21st, respectively. Taylor and De'Rickey Wright were among 31 players in the SEC with multiple interceptions on the year.

His debut Commodore defense capitalized on opportunities, scoring four

defensive touchdowns on the season. That total led the SEC and ranked 12th nationally. It was a marked improvement after a 2021 campaign that saw Vandy fail to record a defensive score.

Linebacker Anfernee Orji led the defensive side of the ball, recording an SEC-best 8.93 tackles per game. With 108 total tackles, Orji became the first Vanderbilt player to lead the team in tackles for three consecutive seasons since 2003-05. Fellow senior Jaylen Mahoney tied the Vanderbilt single-game record with 5.0 tackles for loss against Missouri, also the most by a player in the SEC on the season.

The 2022 season also saw the continued emergence of Wright and Taylor. Wright moved to safety and recorded two interceptions against No. 9 Ole Miss, making him the first Vandy player with two picks in a game since 2019. Taylor notched two of Vanderbilt's defensive touchdowns on the year. All told, the Commodores recorded at least one takeaway in 10 of 12 games.

VIRGINIA (2016-21): Howell served as the defensive coordinator and defensive backs coach for Virginia from 2016 to 2021 where he helped lead Virginia to the 2019 Atlantic Coast Conference Championship Game and an Orange Bowl berth. Jordan Mack, Charles Snowden, Juan Thornhill, and Bryce Hall are among the notables who have played under Howell. His 2018 Virginia defense was among the top 20 nationally in team passing efficiency, passing yards allowed, team defense, and scoring defense.



The 2021 season saw the Cavaliers earn a Fenway Bowl berth (canceled due to COVID-19) while Howell's defense stepped up when it mattered most. Virginia finished third in the ACC and 28th nationally in red zone defense. The unit was paced by Jackson, who led the ACC with 9.8 tackles per game, while Joey Blount was seventh in the conference with 7.9 tackles per contest. Blount and Anthony Johnson each recorded three interceptions on the year. While navigating the 2020 season and the COVID-19 pandemic,

Snowden led ACC linebackers with .75 sacks per game and ranked 13th among the nation's linebackers with six sacks.

In 2019, Virginia had a season to remember. The Cavaliers set a program record with 43 sacks en route to the ACC Championship game and Orange Bowl. Mack led all ACC linebackers with 7.5 sacks, while 27 of UVA's 46 sacks were recorded by linebackers. The highlight of the season came as Virginia recorded six sacks in a win over rival Virginia Tech to clinch the ACC Coastal division title. The defense also led the ACC with three defensive touchdowns.

In 2018, Virginia finished among the nation's top 20 in opponent passing efficiency (12th), passing yards allowed (16th), team defense (20th) and scoring defense (20th). The season culminated in a 28-0 victory over South Carolina in the Belk Bowl, marking the first time a non-SEC team recorded a shutout of an SEC team since 1975. Hall led the nation with 22 breakups and 24 passes defended, earning All-America honors from five outlets. Thornhill posted the best opponent passer rating when in coverage among ACC safeties and joined Hall in earning first team All-ACC accolades.

His 2017 defense included a secondary which ranked seventh in the nation and second in the ACC against the pass, led by Quin Blanding, Brenton Nelson, and Thornhill. Blanding capped the season as UVA's all-time leading tackler with 495 career tackles, also the most ever by an ACC defensive back.

BYU (2007-15): Howell spent nine seasons in a variety of positions at BYU, starting as a defensive intern before eventually moving up to defensive coordinator.

In 2015, Howell's Cougar defense ranked sixth nationally in sacks per game, while his 2014 unit was 20th nationally in rushing defense as the Cougars finished off a run of 11 straight bowl games.

His 2013 debut season as defensive coordinator at BYU saw the Cougars finish 12th nationally in yards per play, 16th in pass efficiency defense and 22nd in scoring defense, despite having to defend the fourth-most plays in the nation due to BYU's up-tempo offense.

Nick Howell Profile

Born: February 26, 1980
Hometown: Ogden, Utah
Alma Mater: Weber State, 2005 (B.A., History); University of Phoenix, 2007 (M.A., Education)
Playing Experience: Snow College (2001-02)
Family: Married to Brook. Children are Dakota, Kayla, Autumn, and Zion

Coaching Experience:

2024	New Mexico (Defensive Coordinator)
2022-23	Vanderbilt (Defensive Coordinator)
2016-21	Virginia (Defensive Coordinator/Secondary)
2013-15	BYU (Defensive Coordinator/Secondary)
2011-12	BYU (Special Teams Coordinator/Secondary)
2010	BYU (Linebackers)
2008-09	BYU (Defensive Graduate Assistant)
2007	BYU (Defensive Intern)
2004-06	Ben Lomond HS (Head Coach)
2003	Weber HS (Defensive Coordinator)
2002	Sky View HS (Defensive Line)

Postseason Coached (corresponding to the season, not the actual year of the bowl game):

2021	Fenway Bowl*
2019	Orange Bowl
2018	Belk Bowl
2017	Military Bowl
2015	Las Vegas Bowl
2014	Miami Beach Bowl
2013	Fight Hunger Bowl
2012	Poinsettia Bowl
2011	Armed Forces Bowl
2010	New Mexico Bowl
2009	Las Vegas Bowl
2008	Las Vegas Bowl
2007	Las Vegas Bowl

* not contested

In 2012, Howell coached the secondary for a BYU defense that was third nationally in total defense and 10th in passing yards allowed. The 2011 Cougars were 15th in pass efficiency defense and 13th in overall defense.

In 2010, Howell was promoted from defensive graduate assistant to linebackers coach.

HIGH SCHOOL COACHING CAREER (2002-06): Howell got his coaching career started in the high school ranks, first as a defensive line coach at Sky View High School before becoming a defensive coordinator at Weber High School in 2003. He served as the head coach at Ben Lomond High School for three seasons before joining BYU as a defensive intern.

PLAYING CAREER: Snow College (2001-02): Played two seasons at Snow but injuries curtailed his career, and he moved into coaching. He graduated with a degree in history from Weber State in 2005, and he earned a master's in 2007 from the University of Phoenix in education. He and his wife Brook have four children, Dakota, Kayla, Autumn and Zion.



Shane Hunter

Special Teams. Coord./LBs

Idaho Falls, Idaho
BYU, 2011

Shane Hunter Profile

Born: November 5, 1984
Hometown: Idaho Falls, Idaho
Alma Mater: BYU, 2011 (B.A., Communications); BYU, 2011 (M.A., Communications)
Playing Experience: Snow College (2003), BYU, (2008-10)
Family: Married to Carrie. They have four children

Coaching Experience:

2024	New Mexico (Special Teams Coordinator/LBs)
2023	Utah Tech (Co-Defensive Coordinator/Safeties)
2022	Utah Tech (Co-Defensive Coordinator/Cornerbacks)
2021	Virginia (Safeties)
2016-20	Virginia (Inside Linebackers)
2013-15	BYU (Defensive Graduate Assistant)
2012	Snow College (Special Teams Coordinator/Defensive Line)
2011	Snow College (Defensive Line)

Postseason Coached (corresponding to the season, not the actual year of the bowl game):

2021	Fenway Bowl*
2019	Orange Bowl
2018	Belk Bowl
2017	Military Bowl
2015	Las Vegas Bowl
2014	Miami Beach Bowl
2013	Fight Hunger Bowl
* not contested	

Shane Hunter joined the Lobo Football program in January of 2024, and he serves as the special teams coordinator and linebackers coach for UNM. He comes to New Mexico after a two-year stint at Utah Tech.

Hunter has over four previous coaching stops serving as both a special teams and defensive coordinator, and he has coached every defensive position in one way or another, giving him tremendous insight not just into his position, but the entire defense.

PREVIOUS COACHING STOPS

UTAH TECH (2022-23): Hunter spent the past two seasons as the co-defensive coordinator and safeties coach (2023) and corners (2022) for the Utah Tech Trailblazers, a former junior college program that played then as Dixie State.

He coached three All-United Athletic Conference players in 2023, junior defensive lineman Syrus Webster and redshirt freshman long snapper Ryan Kean both claimed first team all-conference honors, while freshman wide receiver Beau Sparks and junior linebacker Will Leota earned second team recognition. Webster was the league's only unanimous first team pick on defense as he tied for third in the FCS in forced fumbles with four. He was also second in the UAC in sacks and third in TFLs.

His 2022 defense had three First Team All-WAC picks on defense, with Webster being joined by defensive back Tyrell Grayson and linebacker Leota. Linebacker Malaki Malaki and defensive back Darrius Nash earned second team honors, as did kicker Connor Brooksby and punter Andrew Day.

VIRGINIA (2016-21): Hunter spent six seasons with the Virginia Cavaliers, the first five as inside linebackers coach and the final 2021 season as safeties coach.

In his only season as safeties coach, hybrid safety/corner Anthony Johnson picked off a team-high tying three passes and was third on the team with five PBUs and Virginia's defense recorded a pair of shutouts on the season, blanking both William & Mary and Duke.

In 2020, two of Hunter's inside linebackers earned All-ACC honors as Nick Jackson took home third-team accolades, and Zane Zandier was named honorable mention for the second year in a row. Jackson was No. 2 in the ACC and No. 16 in the nation with 10.5 tackles per

game, No. 6 in the nation and No. 2 in the ACC with 105 tackles and No. 2 in the ACC and No. 16 in the nation with 5.5 solo tackles per game.

The 2019 season was a special one in Charlottesville as the Cavaliers won the Atlantic Coast Conference's Coastal Division for the first time and made their first appearance in the ACC Championship Game. UVA appeared in its first New Year's Six bowl game, the Orange Bowl, and finished ranked No. 24 in the final College Football Playoff poll and No. 25 in the final USA Today Coaches Poll. It is UVA's first string of three-straight bowl appearances since UVA went to four bowl games between 2002 and 2005.

Despite losing multiple starters on the defensive side of the ball for the season, UVA broke the program record for sacks in a season in 2019. The Chris Long-led defense in 2007 set the standard with 43, and the 2019 edition concluded the year with 46, which ranked No. 6 in the nation. Inside linebacker Jordan Mack led all ACC linebackers with 7.5 sacks. In all, 27 of UVA's 46 sacks were recorded by linebackers, which included 13 by Hunter's inside linebackers. UVA also was No. 22 in the nation in tackles for loss, which included 22.5 from the inside linebackers.

Mack, the ACC's Jim Tatum Award winner as the league's scholar-athlete of the year, also became Hunter's second Campbell Trophy (Academic Heisman) finalist at UVA which includes 2017 winner Micah Kiser.

Hunter's inside linebacker group assisted with UVA finishing 2018 12th in the nation in team passing efficiency defense (107.62), 16th in passing yards allowed (183.0), 20th in the nation in team defense (330.5), and 20th in scoring defense (20.1). UVA's 28-0 drubbing of South Carolina in the 2018 Belk Bowl was





the first time an SEC team was shut out in a bowl by a non-SEC team since the 1975 Gator Bowl.

In 2017, Hunter oversaw a tremendous senior season for inside linebacker Kiser, who was named the Campbell Trophy winner and led the ACC in tackles for the third year in a row. Only Boston College's Luke Kuechly (2009-11) had previously accomplished the feat in league history. Kiser was also a three-time first-team All-ACC honoree and received multiple All-America honors over the past two seasons. Kiser's 145 tackles in 2017 rank No. 2 all-time on UVA's single-season ledger.

BYU (2013-15): Hunter spent three seasons at his alma mater as a graduate assistant, working with the defensive front seven and special teams, serving from 2013-15. The Cougars went 25-14 during his time in Provo including ranked wins over Texas and Boise State. While working with the defense, BYU recorded 68 takeaways (43 interceptions and 25 fumble recoveries) over the 39 games from 2013-15.

SNOW COLLEGE (2011-12): Hunter was the defensive line coach for two seasons at Snow College, and he also served as special teams coordinator in 2012. The 2012 Badgers went 11-1 on the season and excelled in special teams. Three punters all averaged over 40 yards per kick, and as a team, the squad averaged 40.9 yards a kick and netted 38.6 as Snow allowed just six returns all season. Placekicker Spencer Groner scored 93 points on the season.

PLAYING CAREER: Snow College (2007), BYU (2008-10): Hunter played his freshman season at Snow College in Ephraim, Utah before moving to BYU, where he was a middle linebacker. During his senior season in 2010, Hunter recorded 85 tackles, 3.5 tackles for loss, two interceptions, one forced fumble, and one fumble recovery. He started all 13 games and earned honorable mention All-Mountain West honors.

He was also named to the Academic All-Mountain West team and was a member of the National Football Foundation Hampshire Honor Society. He earned a two degrees from BYU in communications in 2011. He and his wife Carrie have four children.



Famika Anae

Offensive Line

Laie, Hawai'i
BYU, 2014

Famika Anae joined the Lobo Football program in December of 2023, and he serves as the offensive line coach for UNM. He comes to New Mexico after a two-year stint at Campbell.

Overall, Anae has coached in the collegiate ranks for 10 seasons over five schools. The 2024 season will be his sixth working with Mendenhall.

student started all 11 games of the season in 2023 at right tackle.

The duo helped push Campbell to over 400 yards of total offense six times, including 613 yards in a 56-7 win at The Citadel, the third most ever in a single game and a school record against an NCAA Division I opponent.

Campbell's offensive line ranked No. 2 in the FCS in pass blocking efficiency (93.2), according to PFF. The CU offense also lead the CAA and finished fifth nationally in pass completion percentage (.702), 10th in first down offense (250), 15th in third down conversion percentage (.454), and 17th overall team passing efficiency (150.84).

PREVIOUS COACHING STOPS

CAMPBELL (2022-23): Anae served as the offensive line coach for the Campbell Camels for two seasons, helping oversee the transition from the Big South Conference to the CAA. In his second season at Campbell, Anae coached a pair of All-CAA honorees as Mike Edwards earned First Team All-CAA at offensive tackle, and his bookend counterpart Tyler McLellan was a third-team pick.

Edwards was a two-time First Team pick under Anae, and he was also an All-American in 2022 when

TEXAS A&M COMMERCE (2019-21): Anae spent three seasons with the Lions, coaching the offensive line at Texas A&M Commerce from 2019 to 2021. At Commerce, Anae helped guide the Lions to 18 wins over his final two seasons, also coaching three All-Lone Star Conference linemen. In 2021, the offensive line unit made way for an offense that gained 3,580 total yards and allowed less than two sacks per game.

Tackle Amon Simon earned All-American honors for the second time in Anae's tenure in 2021, and he was also named to D2Football's Elite 100 team while registering Second Team Region IV, and First Team All-LSC accolades. Center Christian Hernandez was also named Second Team All-LSC.

In 2019, the Lions advanced to the NCAA Division II Regional final, going 11-3 and earning a No. 11 finish in the final American Football Coaches' Association rankings of the season. Simon was named to two All-American teams and was the LSC's Offensive Lineman of the Year, guard Deion Malone was named All-Region and First Team All-LSC, and Hernandez was named honorable mention All-LSC.

DIXIE STATE (now Utah Tech, 2018): Anae spent one full season with Dixie State in his first true full-time role as a lead position coach, coaching tight ends and serving as video coordinator. With DSU, the Trailblazers went 7-4 in his one season.

Trailblazer tight ends caught 19 passes during the season for 194 yards and a touchdown and they helped block for an offense that rushed for 1,486 yards and threw for 3,558 yards and scoring an average of 31.1 points per game.



they were members of the Big South. McLellan, meanwhile, was a four-time all-conference honoree (first, second or third team included) after the graduate



VIRGINIA (2016-18): Anae spent three seasons with Bronco Mendenhall on the Cavalier staff as an assistant offensive line coach under Garrett Tujague. His father Robert was the offensive coordinator as well.

BYU (2014-15): Anae spent two seasons with Bronco Mendenhall on the Cougar staff as an assistant offensive line coach under Garrett Tujague. His father Robert was the offensive coordinator as well.

PLAYING CAREER: BYU (2011-12): As a player, Anae played offensive line at BYU from 2011- 12 before injuries ended his career after his sophomore season.

Anae was a starter as a sophomore, earning All-Independent honors. He also earned the All-Tradition Award, the Spirit Award, and he was inducted to the 2012 Honor Team.

Anae earned his bachelor's degree in history from BYU in 2014. He is married to Tessi Leila Tolutau, and they have four children Liane, Savani, Fiaali'i, and Litiavava'u.

Famika Anae Profile

Born: June 25, 1988

Hometown: Laie, Hawai'i

Alma Mater: BYU, 2014 (B.A., History);

Playing Experience: BYU, (2011-12)

Family: Married to Tessi. Children are Liane, Savani, Fiaali'i and Litiavava'u

Coaching Experience:

2024	New Mexico (Offensive Line)
2022-23	Campbell (Offensive Line)
2019-21	Texas A&M Commerce (Offensive Line)
2018	Dixie State (Offensive Line)
2016-18	Virginia (Asst. Offensive Line)
2014-15	BYU (Asst. Offensive Line)

Postseason Coached (corresponding to the season, not the actual year of game):

2017	Military Bowl
2015	Las Vegas Bowl
2014	Miami Beach Bowl



Kirk Garner

Running Backs

Baltimore, Md.

Virginia, 2017

Kirk Garner joined the Lobo Football program in December of 2023, and he serves as the running backs coach for UNM. He comes to New Mexico after a one-year stint at East Tennessee State.

Overall, Garner has seven years of coaching experience and four as a full-time staff member. The 2024 season is his second as a position coach. In April of 2024 he was named a "G5 Coach on the Rise" by Our Coaching Network.

The 2024 season will be his fourth working with Mendenhall.

PREVIOUS COACHING STOPS

EAST TENNESSEE STATE

(2022-23): Garner spent one season with East Tennessee State, coaching running backs for the Bucs in 2023. The 2023 season saw East Tennessee State rush for 1,704 yards and 15 touchdowns in just 11 games, with running back Bryson Irby leading the way with a team-leading

and career-high 531 yards on 108 carries, 4.9 yards per tote. He also added a career-best five touchdowns and twice rushed for more than 100 yards.

VANDERBILT (2021-22): Garner spent two seasons with Vanderbilt in his first full-time coaching position, serving as the offensive quality control coach for the Commodores under Clark Lea and offensive coordinator David Raih.

Vandy in 2022 showcased an improved offense as the team just missed qualifying for a bowl game while the offense improved to 295 points, the second-

Kirk Garner Profile

Born: February 3, 1995

Hometown: Baltimore, Md.

Alma Mater: Virginia, 2017 (B.A., Anthropology); Virginia, 2018 (M.A., Higher Education)

Playing Experience: Virginia (2014-17)

Family: Single

Coaching Experience:

2024	New Mexico (Running Backs)
2023	East Tennessee State (Running Backs)
2021-22	Vanderbilt (Offensive Quality Control)
2018-20	Virginia (Defensive Graduate Assistant - DBs)

Postseason Coached (corresponding to the season, not the actual year of game):

2019	Orange Bowl
2018	Belk Bowl





highest total for the program in a 10-year stretch. The program just missed its sixth bowl appearance in the past 48 years.

VIRGINIA (2018-20): Garner got his coaching career started with a three-year stint at Virginia under Bronco Mendenhall as a defensive graduate assistant, working under current defensive coordinator Nick Howell. As a G.A., he worked mostly with the defensive backs.

PLAYING CAREER: VIRGINIA (2014-17): As a player, Garner played four seasons at Virginia, the final two under Bronco Mendenhall. He was a four-year

letterwinner, appearing in 32 games for the Cavaliers, missing the final 12 games of the 2017 season. That year he moved into a student coach role.

Overall he recorded 22 tackles and a 1.0 TFLs. Included in that was a career-best 15 tackles in 2015. He earned a pair of degrees from Virginia, graduating with a degree in anthropology in 2017, and then earning his master's in higher education in 2018.



Matt Johns

Tight Ends

Chalfont, Pa.
Virginia, 2016

Matt Johns joined the Lobo Football program in December of 2023, and he serves as the tight ends coach for UNM. He comes to New Mexico after a five-year stint at William & Mary.

A former collegiate quarterback at Virginia, Johns brings experience at several different positions to the Lobo coaching staff, as well as having previously served as a passing game coordinator. The 2024 season will be his second working with Mendenhall.

PREVIOUS COACHING STOPS

WILLIAM & MARY (2019-23): Johns spent five seasons with the Tribe of William & Mary, serving as quarterbacks coach for his final four seasons and passing game coordinator for the final two seasons there. He also spent a year as inside receivers and tight ends coach.

In his two seasons as passing game coordinator, William & Mary showcased tremendous success through the air. In 2022, the Tribe ranked seventh in passing efficiency (164.62), fourth in yards per attempt (9.64), and sixth in yards per completion (16.04).

William & Mary scored 33.5 points per game in 2022, good for fifth in program history, and the offense gained 448.8 yards per game, good for fourth in program history.

In 2023 despite William & Mary switching to a more run-based offense, the Tribe finished third nationally in fewest interceptions thrown (4) and ranked 33rd nationally in third-down percentage (42.7%).

With William & Mary, the Tribe advanced to the FCS Quarterfinals in 2022 and won 11 games,

tying a program record.

He coached Darius Wilson, who was named the state's No. 2 quarterback by VaSID, and who earned CAA Offensive Rookie of the Year honors in 2021.

His first year with William & Mary was in 2019, serving as inside receivers and tight ends coach and W&M increased its team scoring by nearly 100 points.

VIRGINIA (2018): Johns spent one season as a graduate assistant with the Cavalier defense after his playing career at Virginia ended. In his lone season at Virginia played in the Belk Bowl, went 8-5 and saw the defense net three All-ACC selections. It also ranked in the top 20 nationally in interceptions (17, 11th) and passing yards per game (183.0, 16th) while just missing the top 20 in scoring defense (21.0, 21st).

PLAYING CAREER: VIRGINIA (2014-17): As a player, Johns was a four-year letterwinner quarterback where he played his final season for Bronco Mendenhall. At UVA, Johns finished his career 11th on the career list for yards (4,233), sixth in touchdown passes (30) and sixth in 200-yard games (6).

Johns graduated with a B.A. in economics from Virginia in 2016, and an M.A. in higher education/athletic administration from Virginia in 2017. Matt is engaged to Brittany Ratcliffe, who plays forward for the Washington Spirit in the NWSL.

Matt Johns Profile

Born: July 2, 1993

Hometown: Chalfont, Pa.

Alma Mater: Virginia, 2016 (B.A., Economics); Virginia, 2017 (M.A., Higher Education/Athletic Administration)

Playing Experience: Virginia (2014-17)

Family: Engaged to Brittany Ratcliffe

Coaching Experience:

2024	New Mexico (Tight Ends)
2022-23	William & Mary (Quarterbacks/Passing Game Coordinator)
2020-21	William & Mary (Quarterbacks)
2019	William & Mary (Inside Receivers/Tight Ends)
2018	Virginia (Graduate Assistant)

Postseason Coached (corresponding to the season, not the actual year of game):

2022	FCS Playoffs
2018	Belk Bowl





Jan Jorgensen

Edges

Helper, Utah

BYU, 2009

Jan Jorgensen joined the Lobo Football program in December of 2023, and he serves as the edge coach for UNM. He comes to New Mexico after serving as a defensive analyst at his alma mater of BYU.

A former star defensive lineman for the Cougars, Jorgensen brings a variety of experiences with him to UNM, having served as a line coach, a defensive coordinator and as an analyst.

The 2024 season will be his fourth working with Mendenhall.

PREVIOUS COACHING STOPS

BYU (2022-23): Jorgensen spent two seasons with his alma mater in the role of defensive analyst. As the D.A., Jorgensen aided the coaching staff in breaking down game film, scouting and analytics.

SNOW COLLEGE (2019-21): Jorgensen was the defensive coordinator for Snow College in Ephraim, Utah. While at Snow, the Badgers went 20-6 over his three seasons, allowing just 17.8 points per game over the three seasons.

Snow's best year was 2020 when the team went 8-1, and defensively the 2021 team went 7-2 allowing just 13.7 points per game. That 2021 team totaled 28 sacks and 19 takeaways (12 interceptions and seven fumble recoveries). Amazingly, the defense, while allowing just 123 points for the season, scored 42 as the defense had two interception returns for touchdowns (from 65 and 95 yards out) and

four fumble returns for touchdowns (from 2, 28, 36, and 38 yards out).

ORANGE COAST COLLEGE (2018): Jorgensen spent his first year as a full-time coach on the collegiate level as the defensive coordinator at Oregon Coast College.

BYU (2015-17): Jorgensen got his collegiate coaching career off the ground at his alma mater, serving as a graduate assistant for the defense working with the edge players for three seasons, helping the Cougars to a pair of bowl appearances.

PLAYING CAREER: BYU (2006-09): As a player, Jorgensen was a four-year starter, earning Third Team Freshman All-American from the Sporting News in 2006 and being named Honorable Mention All-America in 2007. He was a three-time All-Mountain West Conference selection (2007, 2008, and 2009), leading the league in sacks with 13.5 in 2007. He is still second all-time in Mountain West history for career sacks with 28.5 and he was BYU's sack leader for three consecutive seasons from 2007-09.

He ranked No. 1 at BYU in career sacks since 2000 with 30, which is good for No. 2 all-time at BYU. His 14 sacks in 2007 is the most by a Cougar in the 2000s, and overall he is second at BYU in career tackles for loss (since 2000) with 44, second at BYU in career quarterback hurries (since 2000) with 22 and tied for second at BYU in career fumble recoveries (since 2000) with six.

He earned a pair of degrees from BYU, earning a B.S. in social science in 2009 and a Master's from the Marriott School of Business in 2017.

He is married to Ann Jorgensen, and together they have a daughter, Charlotte.



Jan Jorgensen Profile

Born: August 21, 1984
Hometown: Helper, Utah
Alma Mater: BYU, 2009 (B.A., Social Sciences); BYU, 2017 (M.A., Business Administration)
Playing Experience: BYU (2006-09)
Family: Married to Anna. Daughter is Charlotte

Coaching Experience:

2024	New Mexico (Edges)
2022-23	BYU (Defensive Analyst)
2019-21	Snow College (Defensive Coordinator)
2018	Orange Coast College (Defensive Coordinator)
2015-17	BYU (Graduate Assistant-Edge)

Postseason Coached (corresponding to the season, not the actual year of game):

2021	NJCAA National Tournament
2020	NJCAA National Championship
2016	Poinsettia Bowl
2015	Las Vegas Bowl



Charles Mack

Defensive Backs

Lithonia, Ga.
Richmond, 2017

Charles Mack joined the Lobo Football program in December of 2023, and he serves as the defensive backs coach for UNM. He comes to New Mexico after a one-year stint at VMI.

Mack has been in the coaching profession for six years, and he also has spent time on the administrative side of college athletics, giving him a unique perspective into the coaching profession as he spent time as an event management assistant (Georgia, 2018) and as an assistant director of facilities and event management and gameday operations (Richmond, 2017).

The 2024 season will be his fourth working with Mendenhall.

Charles Mack Profile

Born: March 12, 1995
Hometown: Lithonia, Ga.
Alma Mater: Richmond, 2017 (B.A., Leadership Studies and Sociology); Virginia, 2021 (M.A., Philosophical Foundations)
Playing Experience: Richmond, (2013-16)
Family: Married to Carley, and they have a son, Wesley

Coaching Experience:

2024	New Mexico (Defensive Backs)
2023	VMI (Safeties/Director of Player Personnel)
2022	Virginia (Graduate Assistant - Defense)
2020-21	Virginia (Graduate Assistant - Offense)
2019	Virginia (Regional Scout)

Postseason Coached (corresponding to the season, not the actual year of game):

2021	Fenway Bowl*
2019	Orange Bowl

PREVIOUS COACHING STOPS

VMI (2023):

Mack spent one year at Virginia Military Institute serving as safeties coach and director of player of personnel.

In 2023 with VMI, Mack coached Josh Knapp to a career season with 87 tackles, two sacks, three PBUs, and two fumble recoveries, and Evan Eller to Second Team All-SoCon honors after a

Quarterfinals, including a career-high eight tackles in a second-round win over North Dakota. Richmond also made the FCS playoffs in 2014 and 2015, including a semifinal appearance in 2015.

Mack earned bachelor's degree in leadership studies and sociology from Richmond in 2017, and he earned a master's in social and philosophical foundations from UVA in 2021. He is married to the former Carley Wilson and they have a son, Wesley.



team-high 107 tackles, two forced fumbles, and an interception.

VIRGINIA (2019-2023): Mack got his coaching career off the ground with four years on the staff at Virginia, three of which were with Bronco Mendenhall. He began his career in 2019 as a regional scout, where he was instrumental in the recruiting efforts for the Cavaliers. He then moved into a graduate assistant coaching position, working with the offense in 2020 and 2021 before moving over to the defense in 2022.

While with the Cavs, Virginia was bowl eligible all three seasons, including a trip to the Orange Bowl.

PLAYING CAREER: Richmond (2013-17): As a player, Mack played for four years at Richmond, where he played in 45 career games for the Spiders. Overall, he recorded 59 career tackles, six PBUs, an interception, two forced fumbles and a fumble recovery. His senior year he helped lead the Spiders into the FCS



Micah Simon

Wide Receiver

Dallas, Texas
BYU, 2019

Micah Simon joined the Lobo Football program in December of 2023, and he serves as the receivers coach for UNM. He comes to New Mexico after a one-year stint at Northern Colorado, which was his first full-time coaching position.


Simon brings to UNM two years of coaching but a strong background playing both collegiately and professionally. After a stellar career at BYU, Simon was signed by the Carolina Panthers in 2021 and then went north to the British Columbia Lions of the Canadian Football League.

The 2024 season will be his first working with Mendenhall.

PREVIOUS COACHING STOPS

NORTHERN COLORADO (2023):

Simon's first full-time on-field coaching gig came in Greeley, Colorado, serving as the receivers coach for Northern Colorado. With the Bears, Simon was instrumental in the breakthrough seasons for freshman Blake Haggerty and



Micah Simon Profile

Born: May 28, 1997
Hometown: Dallas, Texas
Alma Mater: BYU, 2019 (B.S., Exercise Science)
Playing Experience: BYU (2015-19)
Family: Single

Coaching Experience:

2024	New Mexico (Receivers)
2023	Northern Colorado (Receivers)
2022	Syracuse (Offensive Analyst)

Postseason Coached (corresponding to the season, not the actual year of game):

2022	Pinstripe Bowl
------	----------------

sophomore Jamarii Robinson, who combined for 91 catches, 1,005 yards and four touchdowns.

SYRACUSE (2022): Simon got his collegiate coaching career started with current offensive coordinator Jason Beck, serving as an offensive analyst with the Syracuse Orange, working with the receivers and quarterbacks. In his lone year at Syracuse, the Orange threw for 3,015 yards and 19 touchdowns.

Simon got his collegiate coaching career started with current offensive coordinator Jason Beck, serving as an offensive analyst with the Syracuse Orange, working with the receivers and quarterbacks. In his lone year at Syracuse, the Orange threw for 3,015 yards and 19 touchdowns.

PLAYING CAREER: BYU (2015-2019): As a player, Simon played from 2015-19, with his true freshman season under Bronco Mendenhall at BYU. With the Cougars, Simon played in 36 games with 89 career receptions for 1,109 yards and five touchdowns. He also rushed for two more touchdowns and he threw a touchdown pass as well.

His best season was as a senior in 2019 when he caught 51 passes for 616 yards and two touchdowns. He also rushed five times for 47 yards and a pair of touchdowns, and he was 2-for-3 passing for 57 yards and a touchdown, giving him a 336.3 rating.



Donte Wilkins

Defensive Line

Woodbridge, Va.
Virginia, 2017

Donte Wilkins joined the Lobo Football program in December of 2023, and he serves as the defensive line coach for UNM. He comes to New Mexico after a two-year stint at Lafayette where he coached the defensive line.

Along with his time with Lafayette, Wilkins got his coaching start under Bronco Mendenhall at Virginia, his alma mater. He also brings with him experience as an athletic performance coach.

The 2024 season will be his fourth working with Mendenhall.



PREVIOUS COACHING STOP

LAFAYETTE (2022-23): Wilkins' first full-time coaching stop was two seasons with Lafayette, helping to the Leopards to a 2023 FCS Playoff appearance, its first since 2013.


With Lafayette he coached two-time All-Patriot League Defensive Player of the Year Malik Hamm, who also became the first five-time All-Patriot League performer. In 2022, the Leopards finished second in scoring defense (21.7 ppg) and first in rushing defense (111.0 ypg). In 2023 the Leopards led the league in sacks with 37 (16 more than the second place team) and they again led the league in rushing defense (123.1 ypg).

Overall, along with Hamm, five of his charges earned All-Patriot League

honors: Blamassi Meite (First Team); Jaylon Joseph (Second Team), Damon Washington (Second Team) and Jyaire Stevens (Second Team).

VIRGINIA (2019-21): Wilkins got his collegiate coaching career started under his collegiate head coach Bronco Mendenhall. He spent two seasons as a defensive graduate assistant. Additionally, he served as a regional scout under Mendenhall.

UCLA (2017-18): After his playing career, Wilkins



Donte Wilkins Profile

Born: May 1, 1995

Hometown: Woodbridge, Va.

Alma Mater: Virginia, 2017 (B.S., Anthropology); Virginia, 2021 (M. Ed., Social Foundations)

Playing Experience: Virginia, (2013-17)

Family: Single

Coaching Experience:

2024	New Mexico (Defensive Line)
2022-23	Lafayette (Defensive Line)
2020-21	Virginia (Defensive Graduate Assistant)
2019	Virginia (Regional Scout)
2017-18	UCLA (Assistant Football Performance)

Postseason Coached (corresponding to the season, not the actual year of game):

2023	FCS Playoffs
2021	Fenway Bowl*
2019	Orange Bowl
2017	Cactus Bowl

*Not contested

started in collegiate athletics as an assistant athletic performance coach at UCLA, working with the football program.

PLAYING CAREER: VIRGINIA (2013-16): As a player, Wilkins played from 2013-16 playing under both Mike London and Bronco Mendenhall. He was a four-year letterwinner for the Cavaliers and started all 12 games as a senior in 2016 when he also served as a team captain. A native of Woodbridge, Virginia, Wilkins played in 45 career games and made 89 tackles and 7.5 tackles for loss.

He earned his bachelor's degree in anthropology in 2017 and his master's degree in social foundations in 2021.

Nate Pototschnik
Athletic Performance
Woodbridge, Va.
Virginia, 2017



Nate Pototschnik joined the Lobo Football program in December of 2023, and he serves as the Director of Athletic Performance for UNM. He comes to New Mexico after an eight-year stint at Virginia where he served as strength and conditioning coach, working for six seasons with Bronco Mendenhall.

Along with his time at Virginia, Pototschnik served in the U.S. Army for over 10 years, finishing up his Army career as an Aviation Officer stationed at Pearl Harbor. Pototschnik's nickname is "Blackjack", which comes from the callsign of the unit he commanded in Hawaii.

The 2024 season will be his seventh working with Mendenhall.

PREVIOUS COACHING STOPS

VIRGINIA (2016-2023): Pototschnik spent eight years at the University of Virginia, working with the football team where he implemented various programs geared at maximizing athletic potential and preparing men for football.

With Virginia, he not only worked to enhance the physical capabilities of Cav football players but he developed position specific performance systems, oversaw leadership development programs, managed tech integration into the training space and executed the return to play program for injured athletes.

Using his time in the Army as a base, Pototschnik served as a teacher, coach and mentor to Virginia student-athletes while focusing on a holistic approach that not only developed student-athletes physically, but also developed character and fortitude.



UNITED STATES ARMY (2006-2016): While not a collegiate coaching position, Pototschnik spent over 10 years as an officer in the United States Army, serving at Fort Rucker, Alabama, Fort Campbell, Kentucky, Wheeler Army Air Field in Hawaii, and Pearl Harbor-Hickam in Hawaii. He also spent time serving in Afghanistan at Bagram and Kandahar.

His 10-plus years with the Army saw him rise from flight school student to aviation officer, and along the way he spent time as a platoon leader, assistant operations officer and a company commander.

Over his 10 years he led units of varying sizes from platoon to company with the primary mission set of delivering aviation asset capabilities in support of the ground force commander.

PLAYING CAREER: UNITED STATES MILITARY ACADEMY at WEST POINT

(2002-06): Pototschnik played rugby while attending West Point. He earned his bachelor's degree in economics in 2006 from West Point and his master's in education in kinesiology and exercise science from Virginia in 2018.

He holds a variety of certifications and licenses including RSCC and CSCS from the NSCA, Level 1 certification from USA Weightlifting, and several certifications from Functional Movement Systems. He also has been licensed since 2008 as a commercial helicopter pilot, and as a UH-60 Blackhawk pilot.



Nate Pototschnik Profile

Born: April 6, 1984

Hometown: Mount Airy, MD

Alma Mater: Army-West Point, 2006 (B.S., Economics); Virginia, 2018 (M. Ed., Kinesiology and Exercise Science)

Playing Experience: West Point, (Rugby – 2002-06)

Family: Wife Deanna and Daughter Eleanor

Coaching Experience:

2024	New Mexico (Director of Athletic Performance)
2016-23	Virginia (Strength and Conditioning Coach)

Postseason Coached (corresponding to the season, not the actual year of game):

2021	Fenway Bowl*
2019	Orange Bowl
2018	Belk Bowl
2017	Military Bowl

*Not contested

Joe Spaziani

Director of Operations

Virginia, 2018
Hingham, Mass.



Joe Spaziani joined the Lobo Football program in December of 2023, and he serves as the Director of Football Operations for UNM. He comes to New Mexico after a four-year stint at Virginia where he served in a variety of capacities.

30 games as a long snapper after starting his career as a quarterback.

Spaziani earned three degrees from Virginia. He earned a bachelor's in 2018 in foreign affairs and a master's in 2019 in higher education. He earned his doctoral degree in 2024 in higher education. Spaziani, a native of Hingham, Massachusetts, comes from a coaching family as his father Frank was a head coach at Boston College and spent 47 years coaching in the FBS and the Canadian Football League.



This will be Spaziani's third year working with Bronco Mendenhall. With New Mexico, Spaziani handles many of the logistics that aid in keeping a Division I program on task. Spaziani handles all facets of travel for the program as well as working with UNM's athletic performance staff in directing UNM's daily meal schedules. He also serves as a liaison between the football program and many of the on-campus constituents at New Mexico.

Prior to UNM, Joe spent four years at Virginia, serving in various positions. He started his career under his collegiate coach Bronco Mendenhall as a regional scout before serving three years as a graduate assistant, spending two seasons with the offensive line and one with quarterbacks.

He spent his final year as an analyst; working on special projects for the football program.

Spaziani spent one year in professional football, playing in 2019 for the Toronto Argonauts as a long-snapper after being drafted by Toronto in the sixth round (47th overall). He played five seasons at Virginia (from 2014-18), playing



Pat Hickman Chief of Staff / Director of Player Personnel

**Boise State, 2001
Rigby, Idaho.**

Pat Hickman joined the Lobo Football program in December of 2023, and he serves as the Chief of Staff and Director of Player Personnel

for UNM. He comes to New Mexico after a two-year stint at BYU as director of operations and director of recruiting.

This will be Hickman's 17th year working with Bronco Mendenhall.

With New Mexico, Hickman oversees all facets of roster management for the program, and he works hand-in-hand with the director of scouting in planning recruiting visits and roster management. He serves as a liaison with many of Lobo Football's corporate partners for recruiting events.

He had two stints at BYU, serving as director of operations and director of player development and high school relations from 2006-15, and as director of operations and director of recruiting from 2022-23. Hickman in his most recent time with BYU, oversaw many of the operation line items for budgeting and recruiting, including setting up visits and working with gift-in-kind partners for weekend visits.

His first stint with BYU coincided with Bronco Mendenhall becoming the head coach at BYU, and he served that entire time as director of operations and director of player development. Along with handling budgeting, working with scheduling, practice planning and all facets of travel, Hickman oversaw many of the developmental duties with the roster including academics and community

service.

Hickman followed Mendenhall to Virginia and served as the director of player development for two seasons (2016-17) and director of scouting (2018- 2021). As such he oversaw roster management and worked with the operations director on recruiting visits as well as overseeing many facets of Virginia's community service programs.

Hickman got his start in college athletics administration in 2002, starting a four-year run at Boise State in facility management and operations, helping Boise State host several NCAA events.

Hickman graduated with a bachelor's of science degree in health promotion from Boise State in 2001 and a master's in athletic administration from Idaho State in 2005. He is married to the former Celeste Fruean and they have two children Jared and Malia.



Evan Butts Director of Scouting

**Virginia, 2018
Springfield, Pa.**

Evan Butts joined the Lobo Football program in December of 2023, and he serves as the Director of Scouting for UNM. He comes to New Mexico after a four-year stint at Virginia in a variety of roles.

This will be Butts' third year working with Bronco Mendenhall.

With New Mexico, Butts will oversee all facets of recruiting for Lobo Football, including official visits, travel, recruiting weekends and roster management. Butts will oversee UNM's scholarship allocation and walk-on program, as well as walk-on tryouts.

With Virginia, Butts got his start with his alma mater working as a regional scout in 2020 before moving into the role of offensive recruiting coordinator, where he worked with the director of scouting on offensive positional needs, recruiting, roster management and travel, a position he held for three years.

Butts got his start in college athletics administration in 2019 as a facilities

and events intern with Villanova. He has also served an internship with the Chicago Bears in player personnel.

Butts earned two degree at the University of Virginia. He earned a B.A. in psychology in 2018 and a master's in higher education and sports administration in 2019.





Geoff Zonn

Assoc. Athletic Trainer

Lynchburg College, 2011

Wexford, Pa.

Geoff Zonn joined the Lobo Family in the April of 2023, and he serves as the Associate Athletic Trainer, overseeing the athletic training and rehab program for the Lobo Football program. He came to UNM from a four-year stint at Washington State as an assistant athletic trainer within the athletic medicine department, working with football.

With UNM, Zonn will oversee the athletic training program for the 115-member Lobo Football squad. Aside from injury prevention, he will overlook all rehabilitation efforts and implement the latest sports medicine programs in order for the Lobos to achieve at a high level.

Zonn is no stranger to the Mountain West, having served for five years at UNLV as an assistant athletic trainer, working primarily with football, as well as baseball and softball.

Zonn earned his bachelor's degree in athletic training in 2011 from

Lynchburg College, and later complete his master's degree in sports management and instructional leadership from Robert Morris University. He served as a graduate assistant trainer at Robert Morris for two years as well working football and women's basketball.

Geoffrey is currently a member of the National Athletic Training Association, and the College Athletic Trainers Society.



Bob Waller

Assoc. A.D./Health & Perf.

Chico State, 1995

Los Angeles, Calif.

Bob Waller rejoined The University of New Mexico as the Head Athletic Trainer in 2013, overseeing the entire athletic training department at UNM. He served as the lead athletic trainer for the football program until the 2021 season. He currently serves as Associate Athletic Director for Health

and Performance and he oversees the entire Athletic Training program along with the entire medical staff and athletic performance. He knows UNM well, as this is his second tour of duty with the program, having served as the associate athletic trainer from 2003-09 under former boss Dave Binder, whom he replaced in 2013.

Waller came to UNM from fellow Mountain West rival Wyoming, where he was the athletic trainer for the Cowboy Football team, and also oversaw the athletic training unit. Waller served in that capacity from 2009-13.

In addition to serving as the associate athletic trainer at New Mexico from 2003 to 2009, Waller spent four summers, from 2002-2005, working in NFL Europe. He was an assistant athletic trainer for the Rhein Fire of NFL Europe in 2002.

During the summer of 2003, he was hired as the head trainer for the Barcelona Dragons. In the summer of 2004, Waller was head athletic trainer for the Scottish Claymores, and in his final year in NFL Europe he was the head trainer for the Hamburg Sea Devils.

He has served internships with ESPN's X-Games and with the Arizona Cardi-

nals of the NFL. Waller also has worked with the Justin Sports Medicine Team at rodeo events since 1999.

Waller holds a certification from the National Academy of Sports Medicine as a corrective exercise specialist. He has been certified by the National Athletic Trainers Board of Certification, and has completed his American Heart Association Basic Life Support Certification.

Waller was an accredited clinical instructor at The University of New Mexico, teaching among other things therapeutic modality, therapeutic rehabilitation exercises and athletic training mock/muscle testing.

A former college baseball player at California





State University Chico, Waller earned his bachelor's degree in exercise physiology from Chico State in 1995. He then completed a second bachelor's degree in athletic training from New Mexico in 2001, and received his master's degree in sports administration from UNM in 2004.

After graduating from Chico State in 1995 and prior to pursuing his studies at New Mexico, Waller worked at the Kerlan-Jobe Orthopaedic clinic in Los Angeles as a research assistant from 1995-98.



Koy Detmer, Jr.
Offensive Analyst
Texas A&M Kingsville, 2020
Somerset, Texas

Koy Detmer, Jr. joined the Lobo Football program in January of 2024, and he serves as an offensive analyst while aiding with the quarterback room. He comes to New Mexico after a serving as a graduate assistant with Syracuse where he worked under Jason Beck.

This will be Detmer's first year working with Bronco Mendenhall.

With New Mexico, Detmer will help Beck with UNM's quarterback. Along with the quarterbacks, Detmer will help with analytics, pregame preparations and scouting.

At Syracuse he worked with current UNM offensive coordinator and quarterbacks coach Beck as Syracuse quarterbacks went from being ranked 108th in the country to 45th in just one season.

Detmer coached for two seasons at his alma mater of Texas A&M Kingsville, where he coached both wide receivers (2021) and running backs (2020). At Kingsville, Detmer passed for 3,831 yards over two seasons, completing 59-percent of his passes, and connecting for 32 touchdowns over the 2018 and 2019 campaigns. He was an All-Lone Star Conference selection after the 2018 season.

Detmer owns a handful of records in program history for the Javelinas as he threw for 450 yards on a 37-for-65 clip in a 45-33 loss to No. 4 Tarleton on October 26, 2019. It was only the second time a Javelina quarterback threw for at least 450 yards as he tied the program record for pass attempts, broke the record for pass completions and fell seven yards shy of the single-game record for passing yards.

The Somerset, Texas native earned his bachelor's degree from Texas A&M Kingsville in 2020 after previously spending two seasons at BYU. He is the son of former NFL player Koy Detmer.



Austin Gatewood
Defensive Analyst
East Tennessee State, 2017
Ooltewah, Tenn.

Austin Gatewood joined the Lobo Football program in January of 2024, and he serves as a defensive analyst. He comes to New Mexico after serving as the outside linebackers coach at East Tennessee State University. In 2022, he was a defensive quality control staffer with Vanderbilt where he worked under UNM defensive coordinator Nick Howell.

This will be Gatewood's first year working with Bronco Mendenhall.

With New Mexico, Gatewood will serve as a defensive analyst, working on practice planning, analytics and pregame scouting.

At Vanderbilt, Gatewood spent four seasons, starting out his time with the Commodores as a football operations intern before moving into a defensive graduate assistant role followed by a defensive quality control role.

Gatewood played four years at East Tennessee State, where he started in 41 of 45 possible games, totaling 169 tackles in his career with 23 TFLs, 5.5 sacks, eight forced fumbles and two interceptions.

The native of Ooltewah, Tennessee, Gatewood earned a bachelor's in physical education from ETSU in 2017, and a master's in liberal arts and sciences from Vanderbilt in 2022.



Brett Arkelian
Special Teams Analyst
Lincoln, 2016
Clovis, Calif.

Brett Arkelian joined the Lobo Football program in July of 2024, and he serves as a special teams analyst. He comes to New Mexico after spending the 2023 season with Fresno State.

This will be Arkelian's first year working with Bronco Mendenhall.

With New Mexico, Arkelian will serve as the program's first special teams analyst, and he will handle special teams scouting, video analysis and analytics.

He served in a similar position at Fresno State in 2023 working with all facets of the Bulldog special teams units.

Arkelian got his collegiate coaching career started at UT Martin before moving to Marshall, where he served as a special teams quality control coach for the 2020 season where the Thundering Herd finished fifth nationally in kickoff coverage.

He spent the spring season with Rice University as a graduate assistant for special teams and tight ends before moving to Virginia Tech, where he was a special teams G.A. and head of specialists recruiting for the 2021 season. With the Hokies, Virginia Tech was ranked No. 1 overall in the ACC, and seventh nationally by ESPN.

He spent 2022 with UC Davis as director of player personnel before his time with Fresno State.

The native of Clovis, California, Arkelian earned a bachelor's in history from Lincoln University in 2016 where he served as a punter and placekicker, and a master's in secondary education and teaching from UT Martin in 2018, where he finished his career as a punter. Arkelian has authored "The Kicker's Bible", a 200-page book of training methods and techniques gathered from over 20 NFL players and coaches, plus his own experiences.



Josh Clifford
Offensive G.A.
Virginia, 2022
Salem, Va.

Josh Clifford joined the Lobo Football program in January of 2024, and he serves as an offensive graduate assistant, working mostly with the receivers. He comes to New Mexico after spending the past year

with Wake Forest on a coaching and recruiting internship.

This will be Clifford's first year working with Bronco Mendenhall, although he played for Mendenhall at Virginia.

With New Mexico, Clifford will serve as a graduate assistant, working on practice planning, analytics and pregame scouting along with recruiting and on-the-field coaching.

At Wake Forest, Clifford served a coaching and recruiting internship, learning all facets of Division I Power Conference football from a coaching and recruiting perspective, including film sessions, recruitment planning and roster management.

Clifford played five years at Virginia as a wide receiver, getting into seven games over his final three seasons.

The native of Salem, Virginia, Clifford earned a bachelor's in arts from UVA in 2022, and a master's in educational psychology in 2023. Along with playing football at UVA, Clifford was actively involved with Athletes in Action.



Tre'Your Simms-Wallace
Offensive G.A.
Missouri, 2019
East St. Louis, Missouri

Tre'Your Wallace-Simms joined the Lobo Football program in January of 2024, and he serves as an offensive graduate assistant working with the offensive line. He comes to New Mexico after a professional career

that saw him play in the NFL and win a USFL title.

This will be Wallace-Simms' first year working with Bronco Mendenhall.

With New Mexico, Wallace-Simms works mostly with the offensive line under coach Famika Anae.

Wallace-Simms played four years at Missouri, where he earned First Team All-SEC status by the Associated Press. He started the final 38 games of his career while at Missouri, and as a senior, he was placed on the preseason Outland Trophy Watch List and was named preseason All-SEC and preseason All-America.

After Missouri, Wallace-Simms signed with Jacksonville and ended up playing in 17 career NFL games over 2021 and 2022. He also spent time with the Houston Texans before moving to the USFL, where in 2023 he helped the Birmingham Stallions to the 2023 USFL title.

The native of East St. Louis, Illinois earned his degree in parks, recreation and tourism from Missouri in 2019. At UNM he is working on his master's in health, exercise, and sport science. He has three daughters, Rhagan, Rhue, and Rhory, and he is a proud member of Omega Psi Phi Fraternity, Incorporated.



De'Vante Cross
Defensive G.A.
Virginia, 2019
Allentown, Penn.

De'Vante Cross joined the Lobo Football program in January of 2024, and he serves as a defensive graduate assistant working with the safeties. He comes to New Mexico after a professional career that saw him spend

time with the Green Bay Packers.

This will be Cross' first year working with Bronco Mendenhall, who was his coach for all five of his seasons at Virginia.

With New Mexico, Cross works mostly with the safeties under Nick Howell.

Cross played five years at Virginia, moving from quarterback to receiver to safety, finding a home on defense and finishing his career earning a spot on the 2021 National Football Foundation Hampshire Honor Society.

In his three years at safety, Cross played in 32 games with 114 tackles, 6.0 TFLs,

2.0 sacks, six interceptions and 15 pass breakups. He also rushed for 27 yards and caught a pair of passes on offense in his Virginia career. He led the ACC in interception return yards in 2019.

After graduation, he signed a free agent contract with the Green Bay Packers.

The native of Allentown, Pennsylvania earned his bachelor's degree in history from Virginia in 2019 and a master's in higher education administration from Virginia in 2021. At UNM, he is working on a master's in athletic administration.



Nick Grant
Defensive G.A.
Virginia, 2020
Spotsylvania, Va.

Nick Grant joined the Lobo Family in July of 2024 and serves as a defensive graduate assistant, working in the secondary. He previously played under Bronco Mendenhall at Virginia, where he was coached by

current defensive coordinator Nick Howell.

With the Lobos, Grant will assist with the defensive backs, a position he knows well. Grant played six seasons at Virginia, redshirting in 2016 and then earning five letters. Overall he played in 59 games for the 'Hoos with 32 starts, recording 138 tackles, four interceptions, three forced fumbles and 24 PBU's.

He signed with the Arizona Cardinals after his career at Virginia, and he also played for the Houston Gamblers of the USFL and the Houston Roughnecks of the UFL.

The Spotsylvania, Virginia native graduated from Virginia in 2020 with a degree in foreign affairs, and he played as a graduate student working on a master's in educational psychology.



Summer Tujague
Administrative Asst.
Utah Valley, 2021
Santa Clarita, Calif.

Summer Tujague joined the Lobo Football program in January of 2024, and she serves as the administrative assistant for head coach Bronco Mendenhall.

This will be Tujague's 2nd year working with Bronco Mendenhall, although her family connection goes well beyond that.

With New Mexico, Tujague handles all manner of scheduling for Coach Mendenhall, in addition to overseeing various projects and serving as a liaison between the football office and the UNM community. Tujague also oversees the "Thursday's Heroes" program in which Lobo Football invites and honors a community member that is undergoing hardship. Along with the Heroes, Tujague works with UNM Children's Hospital in selecting candidates, who come to Thursday practices, meet the team, receive gifts and help with the team breakdowns at the end of practice.

Tujague's relationship with the Mendenhall coaching tree dates back to her father Garrett Tujague, who coached offensive line under Mendenhall from 2013-15 at BYU and then from 2016-22 at Virginia, the first six of those also under Mendenhall.

Summer spent the past three years working at Virginia in the football office in the recruiting area as an assistant on-grounds recruiter for football.

The native of Santa Clarita, California earned her bachelor's degree in hospitality administration and management from Utah Valley in 2021.



Logan Ruiz-Jones
Asst. Ath. Performance
Northern Illinois, 2020
Chicago, Ill.

Logan Ruiz-Jones joined the Lobo Football program in January of 2024, and he serves as Assistant Director of Athletic Performance working with football and baseball.

This will be Logan-Ruiz's first year working with Bronco Mendenhall.

With New Mexico, Logan-Ruiz will work under Nate Pototschnik in the athletic performance space in the areas of strength, conditioning and injury



prevention and rehabilitation for both football and baseball.

Logan-Ruiz came to UNM after spending two years as a graduate assistant strength and conditioning coach at Central Michigan, working with the football program. He also spent time as an intern at Texas working with football (2021), Texas Tech (2020) and Northern Illinois.

A native of Chicago, Illinois, Logan-Ruiz earned a bachelor's in kinesiology and sports performance from Northern Illinois in 2020. He also has a pair of master's degrees, in kinesiology and exercise science from Texas Tech (2021) and in sports administration from Central Michigan (2022).



Richard Burney
Asst. Ath. Performance
Virginia, 2019
Chesapeake, Va.

Richard Burney joined the Lobo Football program in May of 2024, and he serves as an assistant athletic performance coach. He comes to New Mexico after spending the past two and a half years with SMU.

This will be Burney's first year working with Bronco Mendenhall, who was his coach for five of his six seasons at Virginia.

With New Mexico, Burney will work under Nate Pototschnik in the athletic performance space in the areas of strength, conditioning and injury prevention and rehabilitation for football.

Burney spent two and a half years as a strength and conditioning coach with the SMU Mustangs working with the football program, helping SMU to the 2022 New Mexico Bowl and the 2023 Wasabi Fenway Bowl.

Cross played six years at Virginia, from 2015-2021, playing as a defensive end. Overall, he played in 46 games with 47 career tackles, 9.0 TFLs for 33 yards, and a forced fumble.

After graduation, he served a one-year internship at UVA in the strength and conditioning area, his first foray into the coaching profession.

The native of Chesapeake, Virginia earned his bachelor's degree in American studies and civilization from Virginia in 2019 and a master's in higher education administration from Virginia in 2020.



David Flores
Ath. Performance Grad. Asst.
New Mexico, 2022
Albuquerque, N.M.

David Flores joined the Lobo Football program in June of 2022, and he serves as an athletic performance graduate assistant with the football program. He also serves as the athletic performance coach for swimming and diving.

This will be Flores' first year working with Bronco Mendenhall.

With New Mexico, Flores spent the 2022-23 academic year as an intern before moving into a graduate assistant role within athletic performance. Along with football, he has served as the lead strength and conditioning coach for Lobo swimming and diving as the team made tremendous strides from 2023 to 2024 with several student-athletes qualifying for the postseason.

Prior to UNM, Flores served in the U.S Air Force in Aerospace Propulsion for six years before becoming a strength and conditioning intern within the Air Force.

The Albuquerque native earned a bachelor's of science in kinesiology and exercise science from New Mexico in 2022 and he is expected to graduate with a master's of science in physical education from New Mexico in December of 2024.



Ashley Nowak
Dir. of Equipment Ops-FB
Aurora, 2015
Glen Ellyn, Ill.

Ashley Nowak joined The University of New Mexico family in March of 2022 and she serves as Director of Equipment Operations – Football.

In her first year, she helped the Lobos make a splash as the program was featured on ESPN's "Geared Up" segment as the program wore red helmets (and an all cherry red uniform) for the first time in 49 years.

Nowak came to UNM after spending four years at Southern Illinois where she served as the assistant director of equipment operations for two years and director for two. With Southern Illinois, she worked with all 16 Saluki programs including the Saluki Football program.

With UNM, Nowak works exclusively with the Lobo Football program, directing all facets of the team's equipment needs. Along with handling all of the team's gear, uniforms and practice uniforms, Nowak directs a student staff that is essential in helping run UNM's practices and training operations.

While at SIU, Nowak also served as the Track Office Coordinator for the Bloomington Gold Corvettes. Prior to SIU, Nowak spent a year at William & Mary as an assistant equipment manager. She earned two degrees from Aurora University earning her bachelor's in business administration and management in 2015 and her master's degree in business administration in 2017.

While at Aurora, she served as Head Student Basketball Manager for the men's basketball team and she spent her postgraduate years as a football team equipment manager for two seasons.



Jacquie May
Dir. of Equipment Operations
New Mexico, 1998
Doniphan, Kansas

Jacquie May is one of the longest tenured members of the UNM athletics department, having joined The University of New Mexico family in August of 1999, originally as a student assistant equipment manager. She currently oversees the entire equipment operation for the department, assisting with the large operation of Lobo Football.

May was able to apprentice under former UNM equipment manager and legendary figure Rudy Garcia, who was UNM's equipment manager for over 37 years.

May, who served in the role of Director of Equipment Operations from 2006-24, and named assistant A.D. in 2024, handles all matters pertaining to equipment, from uniform purchases to budgeting for the department. She also works closely with UNM's financial department and upper-level administration in handling how UNM's marks are presented.

She and her staff not only handle UNM's games and practice uniforms, but coaching apparel and working with UNM's online partners for fan gear and merchandise.

May is a native of Doniphan, Kansas, and she and her husband Eric have a dog named Huck.



Patrick Martin
Dir. of Team Video
Old Dominion, 2016
Richmond, Va.

Patrick Martin joined the Lobo Family in July of 2024, and he serves as the Football Video Coordinator. In that role Martin directs all of UNM's practice video

and is responsible for breaking down the various positional practices for each coach. Martin will also handle all game video, breaking down each play and sequence into UNM's video system for easy retrieval by the coaching staff.

This will be his first season working with Bronco Mendenhall.

Martin came to UNM from the professional ranks. He most recently was with the Memphis Showboats of the USFL as Director of Video. As the director, he oversaw all video technology operations, including filming games and practices, editing footage, and managing online distribution for coaches and players.

He also served as Video Coordinator for the Tampa Bay Bandits in the USFL and Assistant Video Manager for the Los Angeles Wildcats in the XFL. He got his start in the pro ranks with the AAF's Atlanta Legends as Video Assistant.

Martin got his career started as a student assistant with Old Dominion, which he parlayed into a key role with the Georgia Bulldogs as a video intern where he oversaw video production and breakdown of film.



Ben Hogg
Ath. Performance Volunteer
Virginia, 2018
Lynchburg, Va.

Ben Hogg joined the Lobo Family officially in January of 2024 and he serves as an intern in the athletic performance department.

Hogg is well associated with Bronco Mendenhall, playing from 2014-19 and playing in 23 games over his career.

The native of Lynchburg, Virginia, Hogg earned a pair of degrees from Virginia in athletic administration in 2018.



Matthew Gabaldon
Football Creative
New Mexico, 2024
Fort Worth, Texas

Matthew Gabaldon joined the Lobo Family officially in June of 2024 and he serves as the Coordinator of Creative Services for Football. In that role he documents all facets of Lobo Football handling recruiting photos and videos, hype videos and internal productions.

Matthew has been associated with Lobo athletics prior to him officially joining the staff. Gabaldon served as a videographer for practice for Lobo Football, and he has served as a camera crew operator for Lobo TV and the live video productions of Lobo sports for two years.

The native of Fort Worth, Texas is finishing up his undergraduate degree at UNM in the college of fine arts.

The native of Fort Worth, Texas is finishing up his undergraduate degree at UNM in the college of fine arts.



Zach Dillard
Asst. Dir. of Team Video
Sam Houston State, 2023
Huntsville, Texas

Zach Dillard joined the Lobo Family officially in August of 2023 and he serves as the Assistant Director of Team Video.

With the Lobos, Dillard handles team practice video and uploading and breaking down all practice and game video.

Prior to coming to New Mexico, he worked at Sam Houston State for three years, first as a Football Video Assistant and the final year as Football Co-Video Coordinator.

He earned a degree in radio and television broadcast technology from Sam Houston State in 2023.



Grant Smith
Asst. Athletic Trainer
Missouri, 2020
Chanhassen, Minn.

Grant Smith joined the Lobo Family in the April of 2023, and he serves as the Associate Athletic Trainer for the Lobo Football program. He will also serve as the director of rehabilitation for the program. He came

to UNM after serving a one-year apprenticeship with the Green Bay Packers.

With UNM, Smith will work with the 115-member Lobo Football squad overseeing injury prevention and maintenance. He will also directly oversee all of UNM's injury rehabilitation, developing programs in consultation with UNM's athletic performance staff.

With the Packers, Smith oversaw inventory and emergency management, injury evaluation and corrective exercise skills.

Smith, who also previously served internships with the Kansas City Chiefs (2019-20, earning a Super Bowl ring) and the Minnesota Vikings (2018), spent two years as a graduate assistant athletic trainer with Nebraska. There he graduated with a degree in Higher Education Administration in 2022. He earned his undergraduate degree from the University of Missouri in 2020 in Athletic Training.



Aaron Marlowe
Asst. Dir. of Team Video
Eastern Michigan, 2022
Livonia, Mich.

Aaron Marlowe joined the Lobo Family officially in August of 2024 and he serves as the Assistant Director of Team Video.

With the Lobos, Marlow handles team practice video and uploading and breaking down all practice and game video.

Prior to coming to New Mexico, he worked at Eastern Michigan for a year as Assistant Video Coordinator. He also spent half a year as an Assistant Video Coordinator with the Philadelphia Stars of the USFL.

He earned a degree in sports management from Eastern Michigan in 2022.



Nolan Hardiman
Asst. Athletic Trainer
UMass, 2020

Nolan Haridman joined the Lobo Family in the April of 2023, and he serves as the Associate Athletic Trainer for the Lobo Football program. He came to UNM after serving at South Florida as n intern with football and men's tennis.

Prior to USF, Nolan attended Weber State University, where he worked with the football, track & field, and tennis teams. He also completed a rotation with the Utah Grizzlies of the East Coast Hockey League (ECHL), as well as working skateboarding qualifiers for the 2020 Tokyo Olympics.

Nolan also spent time as a student intern with UMass Sport Medicine, where he gained exposure to a plethora of sports including football, men's and women's soccer, and men's hockey.



Frank Mercogliano
Assoc. A.D./Communications
UNC Pembroke, 1992
Massapequa, N.Y.

Frank Mercogliano joined UNM Athletics in August of 2010 and as of May, 2024 he serves as the Associate Athletic Director of Communications. He came to UNM as the Assistant Athletic Director of Communications. In his role he oversees the entire communications office for the Lobos. He became the primary football contact in 2014 for Lobo football after spending four years publicizing UNM's nationally-ranked men's basketball program. He currently also oversees publicity for swimming and diving and men's and women's tennis.

In his time at UNM, he has also served as the contact for cross country, women's soccer, men's soccer, volleyball, women's basketball, skiing, baseball, softball, men's golf and women's golf.

As a member of the Lobo staff, Mercogliano has been invited to speak several times at CoSIDA/NACDA conventions on a variety of topics from student-athlete interview techniques to work-life balance to a 2019 panel on crisis communications. He has taken part in several hiring searches and works closely with the university's Marketing and Communications to coordinate many of UNM's releases and news items. He also oversees all press conferences and major announcements.

In 2022, the Lobo communications office received the FWAAs Super 11 Award as one of college football's best communications staffs, marking the first time the Lobo communications staff was honored by the FWAAs. Mercogliano is also serves as a liaison for NCAA softball for official scoring and rules consultation, and he is widely-considered the national expert in the field of baseball and softball scoring, giving many presentations and leading many national panels on the topic.

He came to Albuquerque after a 12-year stint at Idaho State University where he was the Assistant Athletic Director for Media Relations. At Idaho State he handled all aspects of media relations for football, men's basketball, and softball, as well as academic honors. He also oversaw all departmental publications as well as the sports of soccer and softball. Ironically, the first football game he worked at Idaho State saw the Bengals travel to New Mexico, a 38-9 Lobo victory. While at Idaho State, Mercogliano has served as the Media Coordinator for several Big Sky Championships, and he has worked on the media operations staff for the 2005, 2009, and 2010 NCAA Men's Basketball West Regionals as well as the 2002 NCAA Women's Basketball West Regional, the 1999 NCAA Track and Field National Championships and the 2000 NCAA Gymnastics National Championships.

He has also served on the membership board of the Idaho State University Council of Professional Employees (COPE). In 2003 and 2007 he served as a

panelist for the SID Town Meeting at the CoSIDA Convention, discussing current events in intercollegiate athletics as it relates to sports information. Mercogliano had spent the previous four years as the Director of Sports Information at Augusta State University, where he helped publicize the Jaguars in eight NCAA national tournament appearances. At ASU, Mercogliano was responsible for the publicity of 11 sports, 10 on the NCAA Division II level, and the Division I men's golf team, which made three national tournament appearances during his tenure.

He also served as the first full-time SID at Belmont Abbey College, where he also held the dual title of Carolinas Conference Media Relations Director. While there he also coached South Point High School's soccer team to a two-year record of 30-7-3. In 1993 he was named "Region X Coach of the Year", and was a runner-up for North Carolina Coach of the Year honors.

During his stay in Augusta, Mercogliano served as the official scorer and musical operations director for the Augusta GreenJackets, the Class A affiliate of the Pittsburgh Pirates. Twice, Mercogliano was pressed into emergency service as an umpire for the South Atlantic League when the regular umpires became too ill to work. He also served as color analyst for Augusta State basketball as well as handling play-by-play duties for the WRDW Game of the Week in football, basketball and baseball. Mercogliano is a 1992 graduate of the University of North Carolina at Pembroke, where he earned a degree in communications with an emphasis in public relations. In Albuquerque, he has continued on that path, serving as a play-by-play broadcaster for select internet broadcasts of Lobo soccer, baseball and softball. He also has served as an official scorer, datacaster, field timing coordinator and BOSS operator for the Albuquerque Isotopes since 2011 and for Major League Baseball since 2022.

His wife Melissa graduated from Idaho State and currently teaches in the Rio Rancho school district. They have three daughters: Jessica, Kristina, and Angela. He earned his master's degree in athletic administration from Idaho State in the summer of 2006 after earning a bachelor's degree in English with a P.R. and communications emphasis from UNC Pembroke (then Pembroke State) in 1992, where he was a four-year letterwinner in men's soccer as a goalkeeper.



Allison Weiss
Director of Communications
Wisconsin, 2011
Madison, Wisc.

Allison Weiss joined the Lobo Family in August 2018 and she serves as the Director of Communications.

She currently has sport responsibility for women's basketball, softball, soccer and as secondary for football. During her time at UNM, she has also served as the contact for swimming and diving, cross country/track and field, volleyball and beach volleyball. She came to UNM originally as assistant director of communications before moving to her current position in May of 2024.

Prior to joining the Lobos, she handled all facets of publicity and social media at the University of Denver for the Pioneers' volleyball program and women's lacrosse program. While working with Denver she aided in the hosting of the 2017 Summit League Volleyball Tournament, which Denver hosted.

Previously, Weiss spent two years in the athletic communications office at The University of Oklahoma, serving as the lead contact for Oklahoma's cross country and track and field programs, handling publicity, graphics and social media. While at Oklahoma, she also worked closely with the OU softball program including the 2016 College World Series. She also handled various duties associated with Sooner football and men's basketball.

She earned her degree in political science from the University of Wisconsin in 2011, and a master's in education from Oklahoma in 2017.

2024 Numerical Roster

No.	Name	Pos.	Ht.	Wt.	Cl-Exp.	Hometown (Last School)	Pronunciation
66	McKenzie Agnello	OL	6-4	314	Jr-TR	Copperas Cove, Texas (Texas A&M-Commerce/Cooperas Cove HS)	ag NEL oh
51	Malik Aliane	OL	6-1	330	So-JC	Rouen, France (New Mexico Military Institute/LR Leopards de Rouen)	mah LEEK ah LAY ahn
0	Bobby Arnold III	S	5-9	179	So-JC	Newark, Del. (Dodge City CC/Salem [NJ] HS)	
41	Tirek Austin-Cave	LB	6-1	220	Sr*-TR	Pennsauken, N.J. (West Virginia/Miami (FL)/Camden HS)	tah REEK
1	Noah Avinger	CB	6-0	186	Jr-TR	Cerritos, Calif. (San Diego State/Servite HS)	
77	Ishmael Az-Zahir	CB	6-2	190	Sr&-TR	Slidell, La. (TCU/Missouri/Slidell HS)	
53	James Bailey	OL	6-3	315	So-TR	Katy, Texas (Texas A&M/Paetow)	
	Jer'Marques Bailey	OL	6-6	366	Sr*-2VL-1SQ-RS	Humble, Texas (Atascocita HS)	JER mar KEZ
56	Baraka Beckett	OL	6-4	340	Sr&-TR	Pacific Palisades, Calif. (Campbell/UCLA/Palisades Charter HS)	ba ROCK ah
	De'Jon Benton	DL	6-2	260	Sr&-TR	Pittsburg, Calif. (USC/Pittsburg HS)	
	Niko Bohler	LB	6-2	210	Jr-JC#	Concord, Calif. (Diablo Valley CC/Clayton Valley Charter)	
97	Devin Brandt-Epps	DL	6-3	303	Sr&-TR	Muskogee, Okla. (Old Dominion/Hilldale HS)	
	Colby Brewer	LB	6-4	233	Fr-HS#	Lynchburg, Va. (Brookville HS)	
	Elijah Brody	WR	6-3	191	Fr-HS#	Albuquerque, N.M. (West Mesa HS)	
5	Trace Bruckler	TE	6-3	244	Sr-3VL-RS	Frisco, Texas (Lone Star HS)	
84	Michael Buckley	WR	6-0	180	Jr-2SQ-RS	Cabo San Lucas, Mexico (Santa Margarita [Calif.] HS)	
16	Isaiah Chavez	QB	6-0	208	Sr*-2SQ-1VL-RS	Rio Rancho, N.M. (Rio Rancho HS)	
	Tavian Combs	S	6-2	192	Sr*-3VL-RS	Amarillo, Texas (Randall HS)	
	Mateo Contreras	WR	6-2	158	Fr-HS#	Las Vegas, N.M. (Robertson HS)	
	Ryan Cook	QB/ATH	6-0	176	Jr-TR	Albuquerque, N.M. (South Dakota School of Mines/La Cueva HS)	
32	Skylar Cook	S	5-11	199	Fr-RS	El Centro, Calif. (Central Union HS)	
	Devon Costello	CB	5-10	168	Fr-HS#	Kingston, N.Y. (IMG/Arch Bishop Stepinac)	
4	Devon Dampier	QB	5-10	198	So-1VL#	Saguaro, Ariz. (Saguaro HS)	You park a d*##% boat at the DAMN PIER
18	Ryan Davis	WR	5-11	176	Sr&-1VL	Roswell, Ga. (UAB/Trinity Catholic HS)	
	Terrell Davis	WR	6-1	176	Fr-HS	Minneapolis, Minn. (Fridley HS)	
	Kader Diop	WR	6-0	184	Jr*-JC	Minneapolis, Minn. (San Diego Mesa CC/Southwestern College/Concordia/Minneapolis South HS)	kuh DEER JOPE
45	Kylar Drake	DL	6-3	285	Sr-3VL-RS#	San Bernardino, Calif. (Carter HS)	
26	Luke Drzewiecki	K	6-0	181	Jr-2VL#	Shelby Township, Mich. (Utica Eisenhower HS)	driz WICK ee
30	Brendan Durkin	LS	6-1	206	So-1VL	Goshen, N.Y. (Albany/Burke Catholic)	
90	Max Elkman	OLB	6-2	250	So-1SQ-RS	Dallas, Texas (Woodrow Wilson HS)	
8	Christian Ellis	S	6-0	202	Jr-2VL#	Jacksonville, Fla. (Edward H. White HS)	
	Jackson Epes	TE	6-3	180	Sr-&TR	Garland, Texas (Valdosta State/Austin College/Bishop Lynch HS)	eh PESS
	Emery Floyd	QB	6-2	194	Jr-JC#	Tampa, Fla. (College of the Canyons/Antelope Valley JC/Wharton HS)	
	Tavien Ford	OL	6-3	300	Sr-2VL	Charlotte, N.C. (Georgia Military College/Olympic HS)	
	Leonardo Gallegos	LB	5-9	192	Jr-1SQ-RS	Albuquerque, N.M. (Atrisco Heritage HS)	
19	Magnus Geers	TE	6-6	249	Sr*-1VL	Zurich, Switzerland (Temple LaSalle College HS [PA])	
	Travis Gray	OL	6-7	327	So-1SQ	Aurora, Colo. (Colorado/Cherokee Trail HS)	
	Melaki Gutierrez	CB	6-0	153	Fr-HS#	Los Alamos, N.M. (Los Alamos HS)	
	Hunter Haemker	LB	6-2	222	So-1VL-RS	Albuquerque, N.M. (La Cueva HS)	ham KER
25	Hyrum Hatch	LS	6-0	196	Fr-JC	Buffalo, Wyo. (Snow College/Buffalo HS)	
70	Elvin Harris	OL	6-7	314	Fr-TR	Hollywood, Fla. (Campbell/Chaminade Prep)	an TOE KNEE oh
	Antoineo Harris, Jr.	OLB	6-3	253	Sr*-TR	Chicago, Ill. (Indiana State/Iowa Central CC/Morton West HS)	
2	Andrew Henry	RB	5-10	200	Sr&-1VL	Dallas, Texas (ULM/Fort Scott CC/Allen HS)	
87	Justin Holaday	QB/ATH	6-3	208	Jr-1VL-RS	Lemoore, Calif. (Fresno City JC/Lemoore HS)	
83	Everett Hunter	TE	6-3	237	Jr-1VL#	Modesto, Calif. (Modesto JC/Modesto Christian HS)	
	Ray Iwai	RB	5-5	169	So-1SQ-RS	Mitaka-City, Japan (Kosei-Gakuen HS)	Just say the letters E Y
21	Javen Jacobs	RB	5-9	190	So-TR	Chandler, Ariz. (Arizona State/Saguaro HS)	
22	Dimitri Johnson	LB	6-1	223	Sr-1VL#	Rohnert Park, Calif. (Santa Rosa JC/Rancho Cotate HS)	
	Pierre Kameni, Jr.	CB	6-1	211	Sr*-JC	Milton, Ont., Can. (Garden City CC/Texas State/Ohio/Clarkston North HS)	
7	Tyler Kiehne	DL	6-3	276	Jr-2VL	Los Lunas, N.M. (UCLA/Los Lunas HS)	KEY nay
33	Randolph Kpai	LB	6-3	221	Jr-TR	Sioux Falls, S.D. (Nebraska/Washington HS)	kah PIE
	Max Lantzsch	OLB	6-5	250	Fr-RS-MHS	Dresden, Germany (East Carolina/Rabun Gap-Nocoochee HS)	LUNCH
	Matthew Lashley	S	6-0	169	Fr-HS#	Las Cruces, N.M. (Las Cruces HS)	
	James Laubstein	QB	6-4	205	Jr-JC	Bethany, Conn. (Sussex County CC/New Haven/Hamden Hall HS)	lob STEEN
9	Gabriel Lopez	OLB	6-2	236	Sr*-1VL	Las Vegas, Nev. (Washington State/Desert Pines HS)	
	Ja'Shon Lowery	OLB	6-3	217	Jr-1VL-1SQ-RS	Albuquerque, N.M. (La Cueva HS)	JAY shaun
	Lucas Lucero	LB	6-1	226	So-1SQ	Rio Rancho, N.M. (Western New Mexico/Rio Rancho HS)	
	Joe Ray Maez	DL	6-5	282	Jr-2VL#	Rio Rancho, N.M. (Cleveland HS)	
30	Sol-Jay Maiava-Peters	RB	6-1	200	Sr*-TR	Hua'ula, Haw. (BYU/St. John's College HS)	SOUL jay MAY ah vah PEE terz
	Javier Marquez	OL	6-5	280	Fr-HS#	Albuquerque, N.M. (West Mesa HS)	
	D'Sean Martinez	CB	5-11	180	So-HS	Hernandez, N.M. (Pojoaque Valley HS)	duh SHAWN
	D'Angelo Mayes	WR	6-2	172	Fr-HS#	Syracuse, Utah (Syracuse HS)	
	Hyrum McCarter	OLB	6-3	237	Fr-HS#	San Antonio, Texas (Pieper HS)	
12	Caleb Medford	WR	6-1	198	Jr-1VL	Henderson, Texas (TCU/Henderson HS)	
	Adrian Melesio	K	5-10	200	Jr-JC	Patterson, Calif. (Delta JC/Modesto JC/Patterson HS)	muh leh SEE yo
14	Shawn Miller	WR	6-2	194	So-TR	Chandler, Ariz. (Illinois/IMG/Saguaro HS)	
20	Dereck Moore	S	6-3	205	So-1VL#	Irvine, Calif. (Woodbridge HS)	
	Jaylen Morgan	RB	5-7	183	Sr&-1SQ-RS	Rio Rancho, N.M. (New Mexico Highlands/Rio Rancho HS)	
3	David Murphy	S	5-10	193	So-1VL-RS	Rio Rancho, N.M. (Cleveland HS)	
17	Okiki Olorunfunmi	OLB	6-6	252	Sr&-TR	Clovis, Calif. (Weber State/Reedley JC/Clovis North HS)	oh KEY KEY oh lah run FOON me
	Lajuan Owens	OL	6-5	335	Fr-TR	Keller, Texas (Tulane/Fossil Ridge HS)	
78	Richard Pearce	OL	6-2	320	Jr-TR	Hueytown, Ala. (East Carolina/Hueytown HS)	
23	Josh Perry	RB	5-11	202	Fr-HS#	Rio Rancho, N.M. (Cleveland HS)	
	Noa Pola-Gates	S	6-0	183	Sr&-1VL	Gilbert, Ariz. (Nebraska/Williams Field HS)	PAULA gates



2024 Numerical Roster

No.	Name	Pos.	Ht.	Wt.	Cl-Exp.	Hometown (Last School)	Pronunciation
	Keith Reddix	CB	6-1	174	Fr-HS#	Colorado Springs, Colo. (Sand Creek HS)	
	Nico Rivera	OL	6-2	275	Fr-HS#	Long Beach, Calif. (St. Anthony HS)	
10	Aaron Rodriguez	P	5-11	195	Sr&-3VL	Newhall, Calif. (Missouri/Hart HS)	
28	Naquari Rogers	RB	5-11	209	Jr-TR#	Virginia Beach, Va. (Campbell/Portsmouth Christian HS)	nah KWAAR ee
27	Jahvante Royal	CB	6-4	191	Sr*-TR	Miramar, Fla. (Pittsburgh/St. Thomas Aquinas HS)	
6	Eli Sanders	RB	5-11	194	Jr-TR	Oceanside, Calif. (Iowa State/Chandler [Ariz.] HS)	
99	Bryce Santana	DL	6-2	301	Sr-3VL-RS#	Los Lunas, N.M. (Los Lunas HS)	
11	Mihalis Santorineos	LB	6-1	235	Jr-1VL#	Rohnert Park, Calif. (Sierra College/Rancho Cotate HS)	
88	Griffin Santos	TE	6-2	280	Sr*-3SQ-RS	Chula Vista, Calif. (Naval Prep/Eastlake HS)	
	Vincent Schureman	OL	6-2	275	Fr-HS#	Queen Creek, Ariz. (Queen Creek HS)	SURE mihn
75	Tevin Shaw	OL	6-6	320	So-TR	Houston, Texas (Houston/Manvel HS)	
	John Sierra	OLB	6-2	221	Fr-HS#	Las Cruces, N.M. (Centennial HS)	
57	Isaiah Sillemon	OL	6-1	303	Jr-2VL-RS	Dallas, Texas (Lancaster HS)	sill IH MON
55	Jawaun Singletary	OL	6-1	310	Sr*-TR	Houston, Texas (Grambling State/Navarro College/Westfield HS)	
29	Aaron Smith	S	5-11	193	Sr-1VL#	Long Beach, Calif. (Mt. San Antonio/Long Beach Poly)	
	Drew Speech	CB	6-3	189	Jr-JC	Hollister, Calif. (Monterrey Peninsula JC/San Benito HS)	
35	Charles Steinkamp	K-P	6-5	205	So-1SQ-RS	Los Alamos, N.M. (Los Alamos HS)	
	Blake Tabaracci	LB	6-2	203	Fr-HS#	Park City, Utah (Park City HS)	
39	Dominic Tatum	S	6-3	201	Sr&-TR	Culver City, Calif. (Washington State/Utah State/Culver HS)	
13	Bryson Taylor	CB	6-0	175	Jr-2VL#	Hoschton, Ga. (Mill Creek HS)	
	Matthew Toilolo	OL	6-2	312	Fr-RS	Long Beach, Calif. (Orem [UT])	
81	Nic Trujillo	WR	6-1	176	Fr-RS	Rio Rancho, N.M. (Cleveland HS)	
89	Moso'opala Tuitele	OLB	6-3	252	So-TR	Aurora, Colo. (California/Regis Jesuit HS)	
76	Wallace Unamba	OL	6-4	330	Jr-TR	Garland, Texas (FAU/Kilgore CC/Rowlett HS)	
	Xavier Van	WR	5-11	175	So-1SQ	La Mesa, Calif. (San Diego/Helix HS)	ZAY vee yer
	Victor Villafuerte	S	6-3	201	Jr-JC#	Hollister, Calif. (Monterrey Peninsula JC/Hollister HS)	
96	Garrison Walker	DL	6-1	296	Sr&-TR	Toccoa, Ga. (Auburn/Reinhardt/Stephens County HS)	
18	Cam Watts	CB	5-10	190	Sr*-TR	Tulsa, Okla. (Texas Tech/Union HS)	
	Jacob Webb	OL	6-4	304	Jr-2SQ-RS	Chino, Calif. (Diamond Ranch, Calif.)	
	Hunter Wiggins	S	6-0	197	So-1VL#	San Diego, Calif. (Lincoln HS)	
31	Landon Williams	OLB	6-4	237	So-1VL-RS	Albuquerque, N.M. (Albuquerque HS)	
28	Nigel Williams	CB	5-11	196	Jr-TR	Richmond, Va. (Northwestern/Collegiate School)	
24	Jayden Wilson	LB	6-1	218	So-1VL	El Paso, Texas (Austin HS)	
	Sa'Kylee Woodard	OL	6-4	296	Fr-HS#	Tucson, Ariz. (Canyon Del Oro HS)	
	Evan Wysong	WR	5-10	167	Fr-RS	Rio Rancho, N.M. (Cleveland HS)	WHY SONG
15	Luke Wysong	WR	5-10	184	Jr-2VL-RS	Rio Rancho, N.M. (Cleveland HS)	WHY SONG

#denotes has a redshirt year available (NOTE: some players could redshirt if they have redshirted the 2020 COVID season)

*denotes has a super senior year available due to the COVID 2020 season

&denotes utilizing his super senior season due to the COVID 2020 season

Coaching Staff

Head Coach: Bronco Mendenhall

Offensive Coordinator/QBs: Jason Beck

Defensive Coordinator: Nick Howell

Special Teams Coordinator/LBs: Shane Hunter

Offensive Line: Famika Anae

Running Backs: Kirk Garner

Tight Ends: Matt Johns

Edges: Jan Jorgensen

Cornerbacks: Charles Mack

Wide Receivers: Micah Simon

Defensive Line: Donte Wilkins

Analysts: Koy Detmer, Jr. (Offense), Austin Gatewood (Defense), Brett Arkelian (Special Teams)

Graduate Assistants: Josh Clifford (Offense), Tre'Vour Wallace-Simms (Offense), De'Vante Cross (Defense), Nick Grant (Defense)

Director of Operations: Joe Spaziani

Administrative Assistant: Summer Tujague

Chief of Staff/Director of Player Personnel: Pat Hickman

Director of Scouting: Evan Butts

Director of Athletic Performance: Nate Pototschnik

Asst. Director of Athletic Performance: Logan Ruiz-Jones, Richard Burney

Athletic Performance Graduate Assistants: David Flores

Assoc. A.D. for Health and Performance: Bob Waller

Assoc. Athletic Trainer (Head Football): Geoff Zonn

Asst. Football Trainers: Nolan Hardiman, Grant Smith

Equipment Director: Ashley Nowak

Video Coordinator: Patrick Martin

Asst. Video Coordinator: Zach Dillard

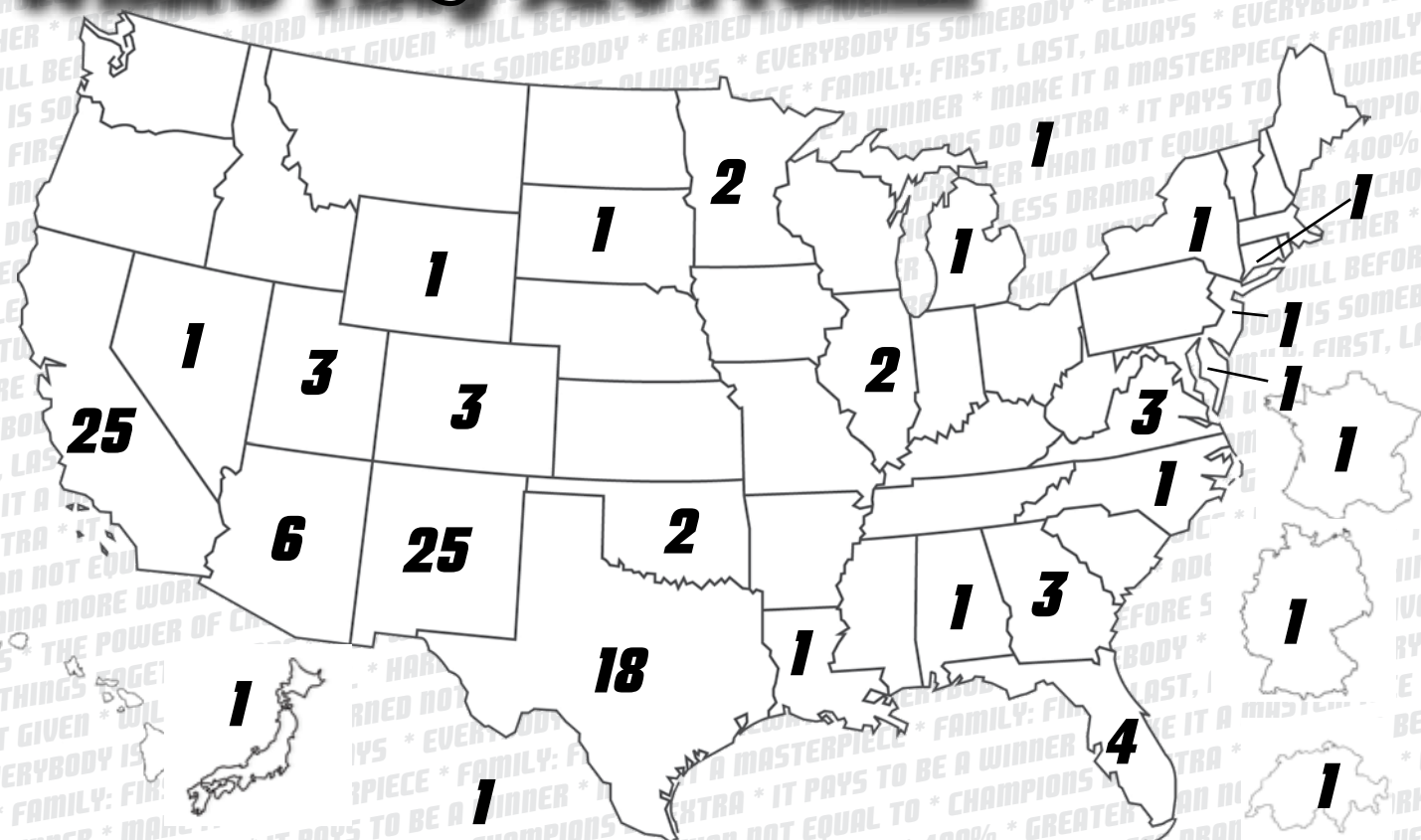
Asst. Video Coordinator: Aaron Marlowe

Athletic Director: Eddie Nuñez

Associate Athletics Director/Communications (Primary Contact): Frank Mercogliano

Director of Communications (Secondary Contact): Allison Weiss

Where They Are From...



Alabama (1) Richard Pierce..... Hueytown	Delaware (1) Bobby Arnold III..... Newark	Tyler Kiehne..... Los Lunas	Nico Rivera..... San Antonio
Arizona (6) Javen Jacobs..... Chandler Shawn Miller..... Chandler Noa Pola-Gates..... Gilbert Griffin Schureman..... Queen Creek Devon Dampier..... Seguaro Sa'Kylee Woodard..... Tucson	Florida (4) Christian Ellis..... Jacksonville Elvin Harris..... Miami Jahvante Royal..... Miramar Emery Floyd..... Tampa	Bryce Santana..... Los Lunas	Utah (3) Dante Bond..... Millville Blake Tabaracci..... Park City D'Angelo Mayes..... Syracuse
California (25) Noah Avinger..... Cerritos Jacob Webb..... Chino Vincent Santos..... Chula Vista Okiki Olorunfunmi..... Clovis Niko Bohler..... Concord Dominick Tatum..... Culver City Skylar Cook..... El Centro Drew Speech..... Hollister Victor Villafuerte..... Hollister Dereck Moore..... Irvine Xavier Van..... La Mesa Justin Holaday..... Lemoore Aaron Smith..... Long Beach Matthew Toilolo..... Long Beach Everett Hunter..... Modesto Aaron Rodriguez..... Newhall Eli Sanders..... Oceanside Avery Burt..... Oakland Baraka Beckett..... Pacific Palisades Adrian Melesio..... Patterson De'jon Benton..... Pittsburg Dimirli Johnson..... Rohnert Park Mihalis Santorineos..... Rohnert Park Kyler Drake..... San Bernardino Hunter Wiggins..... San Diego	Georgia (3) Bryson Taylor..... Hoschton Ryan Davis..... Roswell Garrison Walker..... Toccoa	Isaiah Chavez..... Rio Rancho Lucas Lucero..... Rio Rancho Joe Ray Maez..... Rio Rancho Jaylen Morgan..... Rio Rancho David Murphy..... Rio Rancho Josh Perry..... Rio Rancho Nic Trujillo..... Rio Rancho Evan Wysong..... Rio Rancho Luke Wysong..... Rio Rancho	Virginia (3) Colby Brewer..... Lynchburg Nigel Williams..... Richmond Naquari Rogers..... Virginia Beach
Colorado (3) Travis Gray..... Aurora Moso Tuite..... Aurora Keith Reddix..... Colorado Springs	Illinois (2) Devon Costello..... Braidwood Antoineo Harris, Jr..... Chicago	New Jersey (1) Tirek Austin-Cave..... Pennsauken	Wyoming (1) Hyrum Hatch..... Buffalo
Connecticut (1) James Laubstein..... Bethany	Louisiana (1) Ishmael Az-Zahir..... Siddell	New York (1) Brendan Durkin..... Goshen	Canada (1) Pierre Kemeni, Jr..... Milton, Ontario
Colorado (3) Travis Gray..... Aurora Moso Tuite..... Aurora Keith Reddix..... Colorado Springs	Michigan (1) Luke Drzewiecki..... Shelby Township	North Carolina (1) Tavien Ford..... Charlotte	France (1) Malik Aliane..... Rouen
Colorado (3) Travis Gray..... Aurora Moso Tuite..... Aurora Keith Reddix..... Colorado Springs	Minnesota (2) Terrell Davis..... Minneapolis Kader Diop..... Minneapolis	Oklahoma (2) Devin Brandt-Epps..... Muskogee Cam Watts..... Tulsa	Germany (1) Max Lantzsch..... Dresden
Colorado (3) Travis Gray..... Aurora Moso Tuite..... Aurora Keith Reddix..... Colorado Springs	Nevada (1) Gabriel Lopez..... Las Vegas	South Dakota (1) Randolph Kpai..... Sioux Falls	Japan (1) Ray Iwai..... Mitaka-City
Colorado (3) Travis Gray..... Aurora Moso Tuite..... Aurora Keith Reddix..... Colorado Springs	New Mexico (25) Elijah Brody..... Albuquerque Ryan Cook..... Albuquerque Leonardo Gallegos..... Albuquerque Hunter Haemker..... Albuquerque Ja'Shon Lowery..... Albuquerque Javier Marquez..... Albuquerque Landon Williams..... Albuquerque D'Sean Martinez..... Hernandez Matthew Lashley..... Las Cruces John Sierra..... Las Cruces Mateo Contreras..... Las Vegas Charles Steinkamp..... Los Alamos Melaki Gutierrez..... Los Alamos	Texas (18) Tavian Combs..... Amarillo MacKenzie Agnello..... Copperas Cove Max Elkman..... Dallas Jackson Epes..... Dallas Andrew Henry..... Dallas Isaiah Sillemon..... Dallas Jayden Wilson..... El Paso Trace Bruckler..... Frisco Wallace Namba..... Garland Caleb Medford..... Henderson Tevin Shaw..... Houston Juwuan Singletary..... Houston Jer'Marques Bailey..... Humble James Bailey..... Katy Lajuwan Owens..... Keller Hyrum McCarter..... San Antonio	Mexico (1) Michael Buckley..... Cabo San Lucas
Colorado (3) Travis Gray..... Aurora Moso Tuite..... Aurora Keith Reddix..... Colorado Springs	Switzerland (1) Magnus Geers..... Zurich		



Player Biographies



Jer'Marques Bailey Offensive Line

6-6 | 366 | Sr* | 2VL-1SQ-RS
Humble, Texas
Atascocita HS



Trace Bruckler Tight End

6-3 | 244 | Jr | 2VL-RS
Frisco, Texas
Lone Star HS



2023 (Redshirt Junior Season): Played in all 12 games for the first time in his career, and he played in eight games on offense ... mostly played as an extra lineman for rushing situations ... had his most extensive action on offense against Boise State and Utah State.

2022 (Redshirt Sophomore Season): Played in five games, mostly on special teams, although he saw time at tackle.

2021 (Redshirt Freshman Season): Played in one game before suffering a season-ending injury ... played on special teams against New Mexico State.

2020 (Freshman Season): Saw action in three games, mostly on special teams, earning a redshirt ... did play four snaps at tackle.

High School: Lettered in football at Atascocita High School for coach Craig Stump ... helped Atascocita to a No. 51 national ranking in 2019, No. 12 in the state of Texas, going 12-2, 8-0 in district play ... also played his first two years at Aldine Nimitz (Soph.) and Cedar Hill (Fr.) ... earned votes for VYPE Houston's Preseason Offensive Lineman of the Year ... earned First Team 22-6A All-District as a senior and Second Team 22-6A All-District as a junior.

Personal: Birthday is May 1, 2001 ... graduated with a degree in business administration.


Trace Bruckler Career Statistics

Year	GP	Rec	Yards	TD	Long	Att	Yards	TD	Long
2021	11	15	194	3	43	0	0	0	0
2022	4	0	0	0	0	0	0	0	0
2023	12	9	89	0	25	1	2	0	2
Totals	27	24	283	3	43	1	2	0	2

Career Highs - Receiving: Receptions - 4 at Boise State, 11/11/23; Yards - 53 at Boise State, 11/11/23; Long - 43 at Wyoming 10/23/21; TDs - 1 vs. Houston Baptist, 9/2/21; 1 at Wyoming, 10/23/21; 1 vs. UNLV, 11/6/21.

Career Highs - Rushing: Attempts - 1 at Fresno State, 11/18/23; Yards - 2 at Fresno State, 11/11/23; Long - 2 at Fresno State, 11/11/23.

Academics: Named Mountain West All-Academic in 2021 and 2023.



2023 (Redshirt Sophomore Season): Started 10 games and played in all 12 at tight end ... recorded nine receptions for 89 yards with a long of 25 yards ... finished sixth on the team in receptions and led all UNM tight ends ... had a career-high four receptions for 53 yards against Boise State ... had a pair of receptions against Massachusetts ... had a season-long reception of 25 yards against Nevada ... had catches against San Jose State and Utah State ... had a touchdown called back on a pass interference penalty against Utah State ... had his first career rush, taking a direct snap and gaining two yards on

a third-and-1 against Fresno State.

2022 (Sophomore Season): Played in four games, starting two ... did not record a stat and suffered an injury in the LSU game and was shut down for the season, earning a redshirt.

2021 (Freshman Season): Played in 11 games, starting two, all at tight end after moving there during fall camp ... was second on the team with 15 receptions and 194 yards ... led the team with three touchdown catches, and was second on the team in scoring with 18 points ... recorded a catch in eight of his 11 games, and in each of his final five ... first career catch went for a touchdown against Houston Baptist ... had two catches in each of his first two games ... had two catches for a career-best 52 yards against New Mexico State ... added two more catches in his next outing against Texas A&M ... had his longest catch of the season, catching a 43-yard touchdown to open the scoring in a 14-3 win over Wyoming ... had a career-high three catches against UNLV with a his third touchdown grab ... had a catch against both Fresno State and Boise State ... tied his career-high with three grabs in the finale against Utah State.



High School: Lettered in football at Lone Star High School for coach Jeff Rayburn ... named all-district in 2019 ... recorded 56 receptions for 828 yards and five touchdowns in 2019 ... helped Lone State to the 2019 state semifinals.

Personal: Parents are Tony and Lauren Bruckler and Leigh Brueggemeyer ... birthday is September 19, 2002 ... majoring in business administration.



Michael Buckley Wide Receiver

6-0 | 180 | Jr. | 2SQ-RS
Cabo San Lucas, Mexico
Santa Margarita HS (Calif.)

Michael Buckley Career Statistics

Year	GP	Rec	Yards	TD	Long	Att	Yards	TD	Long
2021	1	0	0	0	0	0	0	0	0
2023	0	0	0	0	0	0	0	0	0
Totals	1	0	0	0	0	0	0	0	0

Year	PR	Yards	Avg.	TD	Long	KOR	Yards	Avg.	TD	Long
2021	0	0	0.0	0	0	1	32	32.0	0	32
2023	0	0	0	0	0	0	0	0.0	0	0
Totals	0	0	0.0	0	0	1	32	32.0	0	32

Career Highs - Kickoff Returns: Returns - 1 vs. Utah State 11/26/21; Yards - 32 vs. Utah State 11/26/21; Long - 32 vs. Utah State 11/26/21.



2023 (Redshirt Sophomore Season): Did not see any action.

2022 (Redshirt Freshman Season): Missed the season with an injury.

2021 (Freshman Season): Played in one game, earning a redshirt ... returned a kickoff 32 yards against Utah State on his only touch.

High School: Played three seasons of football at Santa Margarita High School in California after spending his freshman year at Instituto Peninsular in Cabo San Lucas, Mexico ... played for coach Anthony Rouzier ... as a senior he finished in the top three in the Trinity League with 17 catches for 349 yards and six touchdowns ... named First Team All-Trinity League.

Personal: Moved to the United States by himself at age 16 in order to pursue his passion to play football ... parents are John and Blanca Buckley ... birthday is July 26, 2002 ... speaks fluent English and Spanish.



Isaiah Chavez Quarterback

6-0 | 208 | Sr* | 1VL-2SQ-RS
Rio Rancho, N.M.
Rio Rancho HS

*Has a super senior season available due to COVID.

2023 (Redshirt Junior Season): Did not see action.

2022 (Redshirt Sophomore Season): Did not see action, redshirting the season.

2021 (Sophomore Season): Played in five games with four starts, throwing for 161 yards and two touchdowns with one interception ... went 17-for-24 passing on the season ... missed the first six games of the season with an injury ... went 1-for-1 against Colorado State in his first appearance of the season ... earned his first start of the season against Wyoming, leading UNM to a 14-3 win ... went 10-for-11 against Wyoming for 112 yards and a touchdown, and he rushed for 49 yards on 16 carries as well ... earned Mountain West Freshman of the Week honors for his efforts ... set a Lobo record for completion percentage in that



game at 90.9% ... was a perfect 3-for-3 against UNLV before an injury knocked him out in the second quarter ... had a season-long 21-yard rush in that game ... suffered a season-ending injury against Boise State in the second quarter.

2020 (Freshman Season): Played in two games ... became the first freshman walk-on to start a game at quarterback for New Mexico, and was the first in over two years in the FBS ... was credited with both wins ... started the season as the fifth-string quarterback, and earned the nickname "QB5" after defeating Wyoming as the last quarterback left available on the roster ... made his debut against Wyoming

on some designed plays, but took over just before halftime due to an injury ... was 19-for-28 on the season with two touchdown passes and he rushed for 111 yards and another touchdown ... threw a 44-yard touchdown pass to Bobby Cole with just over seven minutes left for the winning score in a 17-16 win ... earned the start in the finale against Fresno State and led UNM to its most points of the season and most points in a conference game since 10/6/2018 (50 against UNLV) ... went 14-for-18 for 196 yards and a touchdown and rushed for 95 yards and a touchdown against Fresno State, winning Mountain West Offensive Player of the Week honors ... hit Connor Kinslow for a career-long 49 yard touchdown pass ... opened the scoring for UNM in that game with a 4-yard touchdown run ... also busted out a 54-yard run in the contest.

High School: Lettered in football at Rio Rancho High School under David Howes ... named the 2019 Gatorade Player of the Year in the state of New Mexico, leading Rio Rancho to the championship game ... passed for 2,006 yards and 22 touchdowns as a senior ... also rushed for 1,407 yards and 21 scores, including 198 yards and four touchdowns in a 48-40 loss to Cleveland High in the state title game ... also named 1-6A District Player of the Year ... for his career he threw for 4,243 yards and ran for 2,268 with 77 total touchdowns.

Personal: Majoring in engineering ... birthday is October 10, 2001.



Isaiah Chavez Career Statistics

Year	GP	C-A-I	Yds	TD	Long	.PCT	Eff.	Att	Yards	TD	Long
2020	2	19-28-0	251	2	49	.679	166.7	22	111	1	54
2021	5	17-24-1	161	2	43	.708	146.4	34	82	0	21
2022	0	0-0-0	0	0	0	.000	0.0	0	0	0	0
2023	0	0-0-0	0	0	0	.000	0.0	0	0	0	0
Totals	7	36-52-1	412	4	49	.692	157.3	56	193	1	54

Career Highs - Passing: Completions - 14 vs. Fresno State, 12/12/20; Attempts - 18 vs. Fresno State, 12/12/20; Yards - 196 vs. Fresno State, 12/12/20; Long - 49 vs. Fresno State, 12/12/20; TDs - 1 vs. Wyoming, 12/5/20; 1 vs. Fresno State, 12/12/20; 1 at Wyoming, 10/23/21; 1 vs. UNLV, 11/6/21.

Career Highs - Rushing: 16 at Wyoming, 10/23/21; Yards - 95 vs. Fresno State, 12/12/20; Long - 54 vs. Fresno State, 12/12/20; TDs - 1 vs. Fresno State, 12/12/20.



Tavian Combs

Safety

6-2 | 192 | Sr* | 3VL-RS
Amarillo, Texas
Randall HS



*has a super senior season available due to COVID.

Academics: Named Mountain West All-Academic in 2020, 2021 and 2022 and Mountain West Scholar-Athlete in 2020-21, 2021-22, 2022-23 and 2023-24.

2023 (Redshirt Junior Season): Played and started five games before missing the final six games with an injury ... despite only playing in five games, his 46 tackles still finished sixth on the team in tackles ... also had 3.0 tackles for loss, a forced fumble, a quarterback hurry and a blocked field goal ... opened the season with 11 tackles against Texas A&M with a pass

breakup and a quarterback hurry ... blocked a 48-yard field goal attempt to end the first half ... missed the Tennessee Tech game but came back to record eight tackles against New Mexico State despite missing most of the second half and playing only 27 snaps ... had a five-yard tackle for a loss in that game ... had a career-high 14 tackles against UMass in a 34-31 overtime win ... also added a tackle for loss ... had a TFL and nine tackles against Wyoming ... made his final appearance of the season against San Jose State, recording four tackles.

2022 (Junior Season): Played and started in three games before suffering torn ACL against UTEP ... earned a redshirt for the season ... recorded 16 tackles in basically nine quarters ... had a season-best 11 tackles against Boise State with six solo tackles ... had a forced fumble against Boise State ... recorded four tackles and a pass breakup against Maine ... had one tackle before tearing his

ACL on punt coverage against UTEP ... despite tearing his ACL, he hopped off the field under his own power.

2021 (Sophomore Season): Played and started 11 games, missing only UNM's game at Fresno State ... finished second on the team with 81 tackles ... tied for the team lead with two interceptions and tied for fourth on the squad with four pass breakups ... added 1.5 TFLs ... was named Honorable Mention All-Mountain West ... had three double-digit tackle games ... opened the season with a career-high tying 12 tackles against Houston Baptist ... also had 11 tackles against Texas A&M and San Diego State ... had an interception in the season opener against Houston Baptist, and also had a pass breakup ... forced a fumble that led to a clinching field goal in the final minutes ... had eight tackles against Boise State ... had seven tackles against both Wyoming and Air Force ... added an interception against Texas A&M along with a PBU ... had PBUs against Wyoming and Boise State ... recorded a TFL against Boise State and a half-tackle for loss against Houston Baptist.

2020 (Freshman Season): Started five and played in all seven games as the Lobo back ... was second on the team in tackles with 51 ... had a pass breakup, a half sack and a forced fumble ... had at least seven tackles in five of his seven games ... opened his career with 10 tackles against San Jose State ... had a career-high 12 tackles against Fresno State including his first career half-sack and first career TFL ... broke up a pass against Wyoming ... had seven tackles and a forced fumble against Utah State ... had two tackles against both Hawai'i and Nevada.

High School: Lettered in football at Amarillo High School for coach Gaylon Selmon ... named First Team All-District 5-5A as a safety and All-District 3-5A by Amarillo.com ... bounced back his senior year after suffering a season-ending injury on the opening kickoff of his junior year ... also lettered in track and field.

Personal: Majoring in liberal arts ... birthday is August 30, 2002.

Tavian Combs Career Statistics

Year	GP	UA	Asst	Tcks	TFLs-Yds	Sks-Yds	PBU	INT-Yds	FF	FR-Yds
2020	7	24	27	51	0.5-1	0.0-0	1	0-0	1	0-0
2021	11	40	41	81	1.5-1	0.0-0	4	2-1	1	0-0
2022	3	8	8	16	0.0-0	0.0-0	1	0-0	1	0-0
2023	5	29	17	46	3.0-8	0.0-0	1	0-0	1	0-0
Totals	26	101	93	194	5.0-10	0.0-0	7	2-1	4	0-0

Career Highs: Tackles - 14 at Massachusetts, 9/23/23; TFLs - 1.0 at Boise State, 11/20/21; Forced Fumbles - 1 at Utah State, 11/26/20; 1 vs. Houston Baptist, 9/2/21; 1 vs. Boise State, 9/9/22; 1 vs. New Mexico State, 9/16/23; Interceptions - 1 vs. Houston Baptist, 9/2/21; 1 at Texas A&M, 9/18/21; INT yards - 1 vs. Houston Baptist, 9/2/21; PBUs - 1 vs. Wyoming, 12/5/20; 1 vs. Houston Baptist, 9/2/21; 1 at Texas A&M, 9/18/21; 1 at Wyoming, 10/23/21; 1 at Boise State, 11/20/21; 1 vs. Maine, 9/3/22; 1 at Texas A&M, 9/2/23; Blocked Field Goal - 1 at Texas A&M, 9/2/23.



Skylar Cook

Safety

5-11 | 199 | Fr | RS
El Centro, Calif.
Central Union HS

Academics: Named Mountain West Scholar-Athlete for 2023-24.

2023 (Freshman Season): Redshirted.

High School: Lettered in football at Central Union for coach David Peña and also lettered basketball and baseball ... three-time First Team All-Imperial Valley and second team All-CIF San Diego Section ... also earned First Team All-Imperial Valley in baseball, and was twice named Central Union's Defensive Player of the Year in basketball, and once in football ... named Fall San Diego Mission Federal Credit Union Student-Athlete of the Year.

another in a 44-41 overtime loss ... totaled 36 yards rushing in that game along with 77 yards passing.

High School: Lettered in football at Saguaro High School for coach Jason Mohns, and also lettered in basketball ... named the 2022 MaxPreps Arizona Player of the Year ... was a 2022 First Team All-State selection ... threw for 2,400 yards and rushed for another 1,300 as a senior ... led Saguaro to a state runner-up finish ... also played for Tucson Turf and won the 2022 Miami Battle 7v7 Tournament and a pair of Arizona RedZone 7v7 Tournament ... carried a 3.8 GPA.

Personal: Birthday is October 4, 2004 ... majoring in electrical engineering.



Devon Dampier Career Statistics

Year	GP	C-A-I	Yds	TD	Long	.PCT	Eff.	Att	Yards	TD	Long
2023	9	40-64-0	525	6	59	.625	162.3	59	328	4	37
Totals	9	40-64-0	525	6	59	.625	162.3	59	328	4	37

Career Highs - Passing: Completions - 17 at Boise State, 11/11/23; Attempts - 26 at Boise State, 11/11/23; Yards - 200 at Boise State, 11/11/23; Long - 59 at Boise State, 11/11/23; TDs - 2 at Wyoming, 9/30/23.

Career Highs - Rushing: 13 at Boise State, 11/11/23; Yards - 71 at Wyoming, 9/30/23; Long - 37 at Wyoming, 9/30/23; TDs - 2 vs. Utah State 11/24/23.

Career Highs - Receiving: 1 vs. Utah State 11/24/23; Yards - 1 vs. Utah State 11/24/23; Long - 1 vs. Utah State 11/24/23.

Personal: Birthday is July 8, 2004 ... majoring in business management.



Devon Dampier

Quarterback

5-10 | 198 | So | 1VLS#
Seguaro, Ariz.
Seguaro HS

Academics: Named Mountain West All-Academic in 2023.

2023 (Freshman Season): Saw action in nine games, starting one ... had a terrific rookie season, going 40-for-64 for 525 yards with six touchdowns and no interceptions ... had a long pass of 59 yards ... finished third on the team with 328 yards rushing, rushing 59 times and scoring four touchdowns ... had a long run of 37 yards ... made his collegiate debut against Tennessee Tech, leading UNM on a 77-yard touchdown drive with a 6-yard touchdown run ... entered in relief of injured starter Dylan Hopkins against Wymong and nearly led UNM on a wild comeback, going 4-for-6 with a pair of touchdowns throwing and rushing for 71 yards on six carries ... had his first career start against MW champion Boise State on the road, and went 17-for-26 passing for 200 yards and rushing for 48 more ... against Fresno State he threw a 33-yard touchdown on third down late in the fourth quarter to key a 25-17 win at Fresno State ... against Utah State he rushed for two touchdowns and threw for



Ryan Davis

Wide Receiver

5-11 | 176 | Sr& | 1VL
Roswell, Ga.
UAB/Trinity Catholic HS

&utilizing his super senior season due to COVID

Academics: Named Mountain West All-Academic in 2023 and named Mountain West Scholar-Athlete in 2023-24, and named Collegiate Sports Communicators Academic All-District.

2023 (Redshirt Senior Season): Dependable sure-handed receiver that caught at least one pass in each of the final 11 games ... played in all 12 games, starting the Wyoming contest ... had career-highs with 21 receptions for 255 yards and a touchdown ... scored his first collegiate touchdown on a three-yard catch, his only one of the game, against Hawai'i ... had four receptions in a game twice, first doing so against Wyoming ... had a career-best 59 yards receiving in that game ... also had four catches, this for 40 yards, against Nevada ... had a career-long





41-yard reception against San Jose State ... caught three passes for 44 yards with a long of 21 to convert a third-and-20 setting up the tying field goal in the final seconds against Utah State.

UAB: Lettered for three years at UAB, including the final under current UNM offensive coordinator Bryant Vincent ... played just five games in 2022, catching six passes for 74 yards, with a long of 36 ... overall played parts of four seasons, catching 22 passes in 21 games for 280 yards with a touchdown on a blocked punt return.

High School: Lettered in football at Blessed Trinity Catholic High School in Roswell, Ga.

Personal: Son of Maura Baker and Richard Davis ... has three brothers, Conor, Colin and Quinn, plus one sister, Caitlin.

Ryan Davis Career Statistics

Year	GP	Rec	Yards	TD	Long	Att	Yards	TD	Long
2019 (UAB)	1	0	0	0	0	0	0	0	0
2020 (UAB)	6	3	45	0*	28	0	0	0	0
2021 (UAB)	9	13	161	0	32	0	0	0	0
2022 (UAB)	5	6	74	0	36	0	0	0	0
2023	11	21	255	1	41	0	0	0	0
Totals	21	22	280	0	36	0	0	0	0

*Blocked punt return of 37 yards for a touchdown vs. Southern Miss.

Career Highs - Receiving: Receptions - 4 at Wyoming, 9/30/23; 4 at Nevada 10/28/23; Yards - 59 at Wyoming, 9/30/23; TDs - 1* vs. Southern Mississippi, 10/16/21; 1 vs. Hawai'i, 10/21/23; Long - 41 vs. San Jose State, 10/14/23.



Kyle Drake Defensive End

6-3 | 285 | Sr | 3VL-RS#
San Bernardino, Calif.
Carter HS



2023 (Redshirt Junior Season): Saw action in all 12 games, starting the first 10 ... recorded career-highs of 25 tackles, 6.0 TFLs and 3.5 sacks ... led the Lobos in sacks and was UNM's highest-graded lineman in terms of pass rush according to PFF ... tied his career-high in tackles with five against UNLV ... finished the season in style, recording sacks in back-to-back games, getting a 13-yarder against Fresno State and a four-yarder against Utah State ... recorded a sack of 15 yards against Texas A&M in the opener ... had four tackles against both Tennessee Tech and at Nevada.

2022 (Redshirt Sophomore Season): Played in 10 games, starting the final three of the season ... recorded 18 tackles, including 3.0 TFLs for eight yards ... had a career-best five tackles including 2.0 TFLs for seven yards against Utah

State ... added three tackles against San Diego State ... had two tackles and a half-tackle at both LSU and Colorado State.

2021 (Redshirt Freshman Season): Saw action in each of the last 10 games ... recorded seven tackles, two QB hurries and 2.0 TFLs for 4 yards ... had a pair of two-tackle games, coming against UTEP and Utah State ... had a TFL for three yards against San Diego State ... also had a TFL against Wyoming ... had QB hurries against UTEP and San Diego State.

2020 (Freshman Season): Redshirted.

High School: Lettered for three years at Carter High School ... as a senior he played in 12 games, recorded 101 tackles at an outside linebacker position ... also added 3.5 sacks and a fumble recovery.

Personal: Birthday is August 2, 2002 ... majoring in psychology.

Kyler Drake Career Statistics

Year	GP	UA	Asst	Tcks	TFLs-Yds	Sks-Yds	PBU	INT-Yds	FF	FR-Yds
2021	10	4	3	7	2.0-4	0.0-0	0	0-0	0	0-0
2022	10	5	13	18	3.0-8	0.0-0	0	0-0	0	0-0
2023	12	11	14	25	6.0-44	3.5-34	0	0-0	0	0-0
Totals	10	9	16	25	5.0-12	0.0-0	0	0-0	0	0-0

Career Highs: Tackles - 5 at Utah State, 11/5/22; 5 vs. UNLV, 11/4/23; TFLs - 2.0 at Utah State 11/5/22; Sacks - 1.0 at Texas A&M, 9/2/23; 1.0 at Fresno State, 11/18/23; 1.0 vs. Utah State, 11/24/23.



Luke Drzewiecki Kicker

6-0 | 181 | Jr | 2VL#
Shelby Township, Mich.
Utica Eisenhower HS



Academics: Named Mountain West All-Academic in 2022 and 2023.

2023 (Sophomore Season): Was the starting place kicker for all 12 games, and he kicked off in 11 of the 12 games ... was second on the team in scoring with 67 points, going 10-for-14 on field goals with a long of 47 yards, and 37-for-38 on extra points (the one miss being a blocked kick) ... was 9-for-10 in kicks inside of 45 yards ... hit his opening field goal of the season from 27 yards at Texas A&M ... went 8-for-8 on extra points against Tennessee Tech ... connected on a pair of field goals, from 26 and 39 yards, against Wyoming ... made a pair of 38-yard field goals in a 25-17 win over

Fresno State ... hit his only field goal, a career-long 47-yarder on a bitingly cold night at Nevada ... hit two field goals including the game-tying 22-yard kick with four seconds left against Utah State in the finale, adding a field goal in overtime as well ... recorded 20 touchbacks on 52 kickoffs during the season in his first year as the full-time kickoff taker.



2022 (Freshman Season): Saw action as the starting kicker in seven games, and played in eight ... led the team in scoring with 36 points, becoming the first true freshman to lead the team in scoring since 1985 (Jim Bibbo) ... had a terrific season, going 10-for-14 on field goals and a perfect 6-for-6 on extra points ... hit his first career field goal attempt, from 37 yards, against UTEP in his first start at kicker ... lost his job but returned as the starting kicker against New Mexico State, and he went on to hit seven straight field goals ... went 3-for-3 against New Mexico State, hitting from 44, 33 and 41 yards ... went 3-for-3 in his next game against Fresno State, hitting from 29, 24 and 33 yards ... connected from 31 yards against Utah State for a seventh straight field goal before just missing wide right from 53 yards at the end of the half, which would have tied the UNM record for longest road field goal ... bounced back and connected from 39 yards against both Air Force and San Diego State ... missed his only attempt, from 46 yards at the end of the half, against Colorado State.

High School: Lettered in football in soccer at Utica Eisenhower High School.

Personal: Majoring in economics ... birthday is October 6, 2003.

Luke Drzewiecki Career Statistics

Year	GP	XP-XPA	FG-FGA	Lg	Blk	KOs	Yards	Avg	TB	TB%	OB
2022	8	6-6	10-14	44	0	0	0	---	0	---	0
2023	12	37-38	10-14	47	0	52	3037	58.4	20	38.5	0
Totals	20	43-44	20-28	47	0	52	3037	58.4	20	38.5	0

Career Highs: Field Goals - 3 at New Mexico State, 10/15/22; 3 vs. Fresno State 10/22/22; Attempts - 3 at New Mexico State, 10/15/22; 3 vs. Fresno State 10/22/22; 3 vs. Utah State, 11/24/23; Long - 47 at Nevada, 10/28/23; Consecutive FGs made - 7, 10/15/22 - 11/5/22; Extra Points - 8 vs. Tennessee Tech, 9/9/23; Extra Point Attempts - 8 vs. Tennessee Tech, 9/9/23.



**Brendan Durkin
Long Snapper**

**6-1 | 206 | So | 1VL
Goshen, N.Y.
Albany/Burke Catholic**

Academics: Named Mountain West All-Academic in 2023.

2023 (Redshirt Freshman Season): Started all 12 games as UNM's long snapper for punts and short snapper for field goals ... recorded one tackle on the season, against Texas A&M ... saw 107 snaps on the season.

Albany: Played in two games, against Stony Brook and Maine, earning a redshirt for the season.

High School: Lettered four years of football, three years of basketball and baseball and two years of track & field at Burke Catholic ... football team captain as a sophomore, junior and senior ... basketball team captain as a freshman and sophomore and



baseball team captain as a senior ... recorded 65 tackles, two interceptions, one touchdown and three blocked kicks ... named 2021 All Section and was selected to the Blue Grey All American Game ... was his squad's 2021 Special Team Player of the Year ... a member of the Burke Catholic 2020 Track & Field County Champions ... was named All Section and a Kohl's All-American in 2019 along with BC Football's Most Dedicated Player ... also a 2019 Basketball winner of the St. Sebastian Award ... with all that extra free time in high school, he was also a member of School Band.

Personal: Parents are Patrick and Danielle Durkin ... birthday is June 26, 2003 ... majoring in communications.

Brendan Durkin Career Statistics

Year	GP	UA	Asst	Tcks	TFLs-Yds	Skys-Yds	PBU	INT-Yds	FF	FR-Yds
2022 (ALB)	2	0	0	0	0.0-0	0.0-0	0	0-0	0	0-0
Totals	2	0	0	0	0.0-0	0.0-0	0	0-0	0	0-0



**Max Elkman
Defensive Line**

**6-6 | 250 | So | 1SQ-RS
Dallas, Texas
Woodrow Wilson HS**

Academics: Named Mountain West Scholar-Athlete for 2023-24.

2023 (Redshirt Freshman Season): Did not see any action.

2022 (Freshman Season): Redshirted.

High School: Lettered in football at Woodrow Wilson High School, playing for coach Tony Benedetto ... was twice named First Team All-District, and he was named All-State Academic ... had 40 tackles as a senior with 18.0 TFLs, 8.0 sacks, three forced fumbles, seven PBUs and an interception that he returned for a touchdown.



Personal: Parents are Scott and Aimee Elkman ... birthday is February 16, 2004 ... majoring in business administration.



Christian Ellis

Safety

6-0 | 202 | Jr | 2VL#
Jacksonville, Fla.
Edward H. White HS

2023 (Sophomore Season): Played in 12 games, starting 11, starting one at the Lobo position and 11 at safety ... finished second on the team in tackles with 59 ... added four pass breakups and a tackle for loss ... recorded a career-best 10 tackles against UMass ... recorded his first career pass breakup in that game, knocking away a fourth-and-3 pass to set up a Lobo touchdown ... had seven tackles against both San Jose State and Utah State with a pass breakup in each of those games ... had at the time a career-best six tackles against Tennessee Tech ... had a five tackle game against Wyoming, Nevada and Boise State ... had a pass breakup as a part of a three-tackle game against UNLV.



2022 (Freshman Season): Ellis proved his mettle and toughness, bouncing back from a preseason shoulder injury that would have sidelined most for the year, and he returned to play in seven games ... opened his career mostly on special teams but eventually saw time at safety, recording three tackles ... had a pair of tackles against San Diego State ... also had a tackle against Utah State.

High School: Lettered in football and track at Edward H. White High School, playing

football for coach Lawrence Jonnson ... won state titles in 2020 in football and track ... was named All-State and All-News4Jax ... in track, he won district titles in the 100-meter and as part of the 4x100-eter relay ... recorded 50 tackles as a defensive back with 3.0 TFLs, 3.0 sacks, an interception, two forced fumbles and three fumble recoveries ... on offense he rushed for 1,457 yards and totaled 1,563 yards all-purpose ... scored 12 touchdowns as a senior ... was also named to the National Honor Society.

Personal: Full name is Christian Alexander Ellis ... parents are Andre and Monique Ellis ... birthday is December 27, 2003 ... majoring in liberal arts.

Christian Ellis Career Statistics

Year	GP	UA	Asst	Tcks	TFLs-Yds	SkS-Yds	PBU	INT-Yds	FF	FR-Yds
2022	7	1	2	3	0.0-0	0.0-0	0	0-0	0	0-0
2023	12	34	25	59	1.0-9	0.0-0	4	0-0	0	0-0
Totals	19	35	27	62	1.0-9	0.0-0	4	0-0	0	0-0

Career Highs: Tackles - 10 at Massachusetts, 9/30/23; TFLs - 1.0 - vs. Tennessee Tech, 9/9/23; PBU's - 1 at Massachusetts, 9/30/23; 1 vs. San Jose State, 10/14/23; 1 vs. UNLV, 11/4/23; 1 vs. Utah State, 11/24/23.



Tavien Ford

Offensive Line

6-3 | 300 | Sr | 2VL
Charlotte, N.C.
Georgia Military College
Olympic HS

Academics: Was named Mountain West All-Academic in 2022 and 2023 and Mountain West Scholar-Athlete in 2022-23.

2023 (Junior Season): Moved from the offensive line to defensive tackle, seeing action in 11 games ... recorded five tackles on the season, with a career-high two against UMass ... also recorded tackles against Tennessee Tech, Nevada and Boise State.

2022 (Sophomore Season): Played in 12 games, starting the final 10 ... played mostly special teams in the opener, but moved from his guard spot to right tackle against Boise State in game two, and started the final 10 games in that spot.

Junior College: Lettered one season at Georgia Military College ... played and started in 11 games at tackle.

High School: Lettered at Olympic High School in Charlotte, North Carolina.

Personal: Born on August 23, 2002 ... is majoring in liberal arts.



Leonardo Gallegos

Linebacker

5-9 | 192 | Jr | 2SQ
Albuquerque, N.M.
Atrisco Heritage HS

2023 (Redshirt Sophomore Season): Did not see any action.

2022 (Sophomore Season): Red-shirted.

High School: Lettered in football at Atrisco Heritage High School ... recorded 77 tackles with 2.0 sacks in 2017 as a sophomore ... also picked off a pass.

Personal: Majoring in business administration ... birthday is January 2, 2002.





Magnus Geers

Tight End

6-6 | 249 | Sr* | 1VL
Zurich, Switzerland
Temple/LaSalle College HS [PA]



Travis Gray

Offensive Line

6-7 | 327 | So | 1SQ
Aurora, Colo.
Colorado/Cherokee Trail HS

*has a super senior season available due to COVID

2023 (Redshirt Junior Season):

Played in five games, but missed all but two of the final nine games with an injury ... did not record a reception ... started the opening game of the season at Texas A&M ... was able to return for limited play against Hawai'i and Boise State.

Temple: Played three seasons at Temple, lettering in 2022, redshirting in 2021, and having a COVID season in 2020, meaning he has three years to play ... saw action in six games last season, mostly on special teams, and played in one in 2021 ... was named to the American Athletic Conference All-Academic Team.

High School: Moved to America in order to pursue dream of playing Division I football, teaching himself the game via YouTube videos ... he purchased a one-way ticket ... lettered in football, soccer and crew at La Salle ... played football for coach Chris Myers ... ranked the No. 1 football recruit in Switzerland ... also played quarterback, offensive line, defensive line and safety at La Salle.

Personal: Full name is Magnus Leon Geers ... parents are Inga and Christian Geers ... has a sister Paulina and brother Johannes ... majoring in liberal arts ... birthday is May 30, 2000 ... taught himself American Football by watching YouTube videos, and he purchased a one-way ticket to America to pursue that dream ... speaks four languages fluently (English, Swiss, French and German).



Colorado: Redshirted.

High School: Lettered in football and basketball at Cherokee Trail ... a three-star prospect by the recruiting services ... 247 Sports listed him as the No. 113 tackle nationally and No. 8 player out of Colorado while the 247 Composite had him as the No. 1,179 player nationally, No. 117 tackle, and No. 8 player from Colorado ... On3 Sports listed him as the No. 1,072 player nationally, No. 123 tackle and No. 8 player from Colorado ... ESPN ranked him as the No. 113 tackle nationally and No. 9 player from Colorado ... lettered four years at Cherokee Trail under coaches Joe Johnson and Justin Jajczyk ... helped

Cherokee Trail to a 19-11 record in three seasons, his sophomore season in the Metro East league and last two years in the Centennial League ... anchored a line that averaged 429.5 yards per game, including 266.2 passing and 163.3 rushing, and scoring 42 total touchdowns in 10 games ... Cherokee Trail had a 2,500-yard passer, three 400-plus yard receivers, and two 500-plus yard rushers ... in his junior season, Cherokee Trail averaged 383.0 yards per game, 212.1 passing, and 170.9 rushing, scoring 22 touchdowns ... as a sophomore, Cherokee Trail averaged 327.2 yards per game on offense, 154.8 passing and 172.4 rushing with 21 touchdowns.

Personal: Birthday is January 12, 2004 ... majoring in sociology ... his parents are Mandy and Lamarr Gray ... his father played for Colorado from 1986-90 and was a member of CU's 1990 national championship and two Big Eight Conference champion teams ... His brother Trace played football at CSU Pueblo, winning the Division II National Championship in 2014 ... a cousin, Joshua Gray, played for the Oregon State football team.

Magnus Geers Career Statistics

Year	GP	Rec	Yards	TD	Long	Att	Yards	TD	Long
2021 (TU)	1	0	0	0	0	0	0	0	0
2022 (TU)	0	0	0	0	0	0	0	0	0
2023	5	0	0	0	0	0	0	0	0
Totals	6	0	0	0	0	0	0	0	0



Hunter Haemker

Linebacker

6-2 | 220 | So | 1VL
Albuquerque, N.M.
La Cueva HS

Academics: Was named Mountain West All-Academic in 2022.

2023 (Sophomore Season): Saw action in three games, earning a redshirt ... did not record any stats.

2022 (Freshman Season): Saw action in six games, mostly on special teams ... did not record any stats.

High School: Lettered in football at La Cueva High School, playing for coach Brandon Back ... also lettered for four years in wrestling ... was a district champion in wrestling and was the state runner-up in 2021 ... named the La Cueva Lloyd Price Outstanding Scholar/Sportsmanship Award winner.

Personal: Parents are David and Veronica Haemker ... birthday is July 19, 2003 ... is majoring in exercise science.



ULM: Lettered two seasons at ULM ... overall he played in 23 games, rushing for 843 yards on 206 attempts with eight touchdowns and a long of 75 ... led the 2021 Warhawks with 521 yards rushing ... also caught 25 passes for 180 yards with two touchdowns with a long of 29.

JC: Lettered in one season at Fort Scott Community College ... ranked among the nation's Top 10 JUCO running backs (No. 6) by 247Sports.com.

High School: Lettered in football at Allen High School as a senior, missing most of the year with an injury, but had over 1,300 all-purpose yards for The Episcopal School ... played for coach Terry Gambill.

Personal: Birthday is January 25, 2001 ... mother is Cheron Henry ... has six siblings, Grayson Wright, Trinity Wright, Deja Henry-Wright, Endya Henry-Wright, and Deyona Henry ... graduated with a degree in liberal arts.

Andrew Henry Career Statistics

Year	GP	Rec	Yards	TD	Long	Att	Yards	TD	Long
2021 (ULM)	11	14	88	1	17	131	485	4	40
2022 (ULM)	12	11	92	1	32	75	322	4	75
Totals	23	25	180	2	32	206	807	8	75

Career Highs - Rushing: Attempts - 23 at Texas State, 11/6/21; Yards - 123 vs. Louisiana, 9/24/22; TDs - 1 at Georgia State, 11/12/22; 1 at Army, 10/22/22; 1 vs. Louisiana, 9/24/22; 1 vs. Nicholls, 9/10/22; 1 at Texas State, 11/6/21; 1 vs. South Alabama, 10/23/21; 1 vs. Liberty 10/16/21; 1/ vs. Troy 9/25/21; Long - 75 vs. Louisiana, 9/24/22

Receiving: Receptions - 5 at Texas State, 11/6/21; Yards - 37 vs. Texas State 11/5/22; TDs - 1 vs. Southern Mississippi, 11/26/22; 1 vs. Liberty, 10/16/21; Long - 29 vs. Texas State, 11/5/22.

Hunter Haemker Career Statistics

Year	GP	UA	Asst	Tcks	TFLs-Yds	Skys-Yds	PBU	INT-Yds	FF	FR-Yds
2022	6	0	0	0	0.0-0	0.0-0	0	0-0	0	0-0
2023	0	0	0	0	0.0-0	0.0-0	0	0-0	0	0-0
Totals	6	0	0	0	0.0-0	0.0-0	0	0-0	0	0-0



Andrew Henry

Running Back

5-10 | 195 | Sr* | TR
Dallas, Texas
ULM/Fort Scott CC/Allen HS

&utilizing his super senior season due to COVID

2023 (Senior Season): Saw action in nine games ... was UNM's second-leading rusher with 350 yards on 52 carries with three touchdowns ... had a long run of 64 yards ... also caught five passes for 40 yards with a long of 11 yards ... suffered a preseason injury that limited him to just three games over the first six games, rushing six times for 41 yards ... in his first game where he was fully healthy, he rushed for 112 yards and a touchdown, including a long of 33 yards against Hawai'i ... also caught three passes for 27 yards against Hawai'i ... had a solid game against Fresno State with 65 yards rushing on 11 carries with a long of 22 ... had a highlight-reel run against Utah State that was all over social media with a 64-yard touchdown run in which he escaped three tackles behind the line of scrimmage and broke seven overall, part of an 82-yard rushing day ... had 30 yards rushing including a touchdown against UNLV.



Justin Holaday

QB/Athlete

6-3 | 208 | Jr | 1VL-RS
Lemoore, Calif.
Fresno City JC
Lemoore HS

Academics: Was named Mountain West All-Academic in 2022.

2023 (Junior Season): Saw action in four games, earning a redshirt ... in addition to playing quarterback, he served as the back-up long snapper and found time on UNM's punt return unit as a blocker ... did not throw a pass last year, and had one rush at the goal line for zero yards ... played on special teams the final two games of the season, including in his hometown of Fresno.

2022 (Sophomore Season): Saw action in five games with three starts ... went 26-for-59 for 222 yards and a long of 31 yards with an interception ... rushed for 135 yards on 50 rushes with a touchdown and a long of 35 yards ... saw his first action of the season against Wyoming ... opened the game with a first quarter rushing touchdown, and had a 15-yard run in the fourth quarter ... came in at



the end of the game and went 1-for-4 passing for 15 yards ... after seeing sparse action against New Mexico State, he started against Fresno State, going 8-for-16



for 37 yards and rushing 11 times for 39 yards, with a season-long run of 35 yards ... had his best rushing game in the following game, going for 63 yards on 20 carries ... also went 7-for-18 passing for 42 yards in the game ... was 10-for-21 passing for a season-best 128 yards against Air Force with a career-long 31 yards ... rushed 12 times for four yards ... suffered a season-ending injury in that game, missing the final two games.

Junior College: Lettered one season at Fresno City College ... played in 11 games, completing 58.1% of his passes going 133-for-229 ... threw for 1,821 yards and 18 touchdowns with just six interceptions with a long of 75 ... also rushed for 391 yards on 102 carries with 10 touchdowns ... threw for a career-best 318 yards and two touchdowns in a 40-21 win over Reedley ... finished his season with 124 consecutive passes without an interception ... accounted for all four touchdowns, throwing for a 50-yard score and rushing for three others in a 28-27 win over Sequoia ... rushed for 102 yards against American River ... also caught a pass and punted twice during the season.

High School: Lettered in football and baseball at Leemore High School ... earned all-league honors ... named team captain ... threw for 4,008 yards in 20 games including 2,226 yards as a senior ... threw for 29 total touchdowns including a long of 88 yards ... completed 297 of 508 passes, a 58.5% clip ... also rushed for 427 yards and two touchdowns.

Personal: Birthday is July 31, 2001 ... majoring in liberal arts.

Justin Holaday Career Statistics

Year	GP	C-A-I	Yds	TD	Long	.PCT	Eff.	Att	Yards	TD	Long
2022	5	26-59-1	222	0	31	.441	72.3	50	135	1	35
2023	4	0-0-0	0	0	0	.000	0.0	0	0	0	0
Totals	9	26-59-1	222	0	31	.441	72.3	50	135	1	35

Career Highs - Passing: Completions - 10 at Air Force, 11/12/22; Attempts - 21 at Air Force, 11/12/22; Yards - 128 at Air Force, 11/12/22; Long - 31 at Air Force, 11/12/22.

Career Highs - Rushing: Attempts - 20 at Utah State, 11/5/22; Yards - 20 at Utah State, 11/5/22; Long - 35 vs. Fresno State, 10/22/22; TDs - 1 vs. Wyoming, 10/8/22



Everett Hunter

Tight End

6-3 | 237 | Jr | 1VL#
Modesto, Calif.
Modesto JC/
Modesto Christian HS

Academics: Named Mountain West All-Academic in 2023.

2023 (Sophomore Season): Saw action in 11 games, both as a tight end and on special teams ... recorded two catches for 18 yards on the season ... both catches came against Tennessee Tech.

JC: Lettered for one season at Modesto Junior College ... played in just four games, but caught seven passes for 116 yards and two touchdowns with a long of 42 yards ... had his best game in a 24-7 win over Contra Costa with three grabs for 52 yards and a touchdown.

High School: Lettered in football at Modesto Christian High School.

Personal: Birthday is March 5, 2004 ... majoring in liberal arts.



Everett Hunter Career Statistics

Year	GP	Rec	Yards	TD	Long	Att	Yards	TD	Long
2023	11	2	18	0	16	0	0	0	0
Totals	11	2	18	0	16	0	0	0	0

Career Highs - Rushing: Receptions - 2 vs. Tennessee Tech, 9/9/23; Yards - 18 vs. Tennessee Tech, 9/9/23; Long - 16 vs. Tennessee Tech, 9/9/23.

2022 (Redshirt Freshman Season): Did not see any action.

2021 (Freshman Season): Redshirted.



Rei Iwei

Running Back

5-5 | 169 | So | 1SQ-RS
Mitaka-City, Japan
Kosei-Gakuen HS

2023 (Redshirt Freshman Season):
 Did not see action.

2022 (Freshman Season): Was one of four Japanese-born players in the FBS ... redshirted.

High School: Lettered at Kosei-Gakuen High School in Mitaka City, Japan, which is a suburb of Tokyo ... was a two-time All-Japan player at running back, in 2020 and 2021 ... was named NVP of the Japanese National Championship game in 2020 as his squad won the national title ... finished national runner-up in 2019 and 2021 ... scored 16 touchdowns in 2020 in just six games, rushing for 721 yards ... played just three games in a 2021 spring season but had five touchdowns and 267 rushing yards ... played for coach Takashi Kobayashi ... came to learn about UNM and wanted to be a Lobo as his high school athletic trainer Tsuyoshi Kase attended UNM, and he is friends with former Lobo Mike Good.

Personal: Majoring in history ... birthday is February 16, 2004 ... parents are Ayumu and Ayako Iwai ... can speak both Japanese and English ... his sister Ran is a two-year letterwinner with Florida State's women's soccer team, winning the 2021 National Championship, starting in the national semifinals against Rutgers.




State and Fresno State before finishing the season with six tackle against Utah State ... had a PBU in the finale.

JC: Lettered for two seasons at Santa Rosa Junior College ... as a sophomore he recorded 62 tackles, 6.0 TFLs for 21 yards, 3.5 sacks for 12 yards, five pass breakups, two interceptions for 14 yards (with a touchdown) and a fumble recovery in earning All-America, All-Conference and All-State honors, along with being named Team MVP ... as a freshman he recorded 43 tackles, 2.5 TFLs and a pass breakup.

High School: Lettered in football at Rancho Cotate High School.

Personal: Birthday is November 10, 2002 ... majoring in liberal arts.



Dimitri Johnson Career Statistics

Year	GP	UA	Asst	Tcks	TFLs-Yds	Sks-Yds	PBU	INT-Yds	FF	FR-Yds
2023	12	25	23	48	2.0-7	0.5-3	4	0-0	1	2-37
Totals	12	25	23	48	2.0-7	0.5-3	4	0-0	1	2-37

Career Highs: Tackles - 6 at Massachusetts, 9/30/23; 6 vs. Hawai'i, 10/21/23; 6 vs. Utah State, 11/24/23; TFLs - 1.5 at Nevada, 10/28/23; Sacks - 0.5 at Nevada, 10/28/23; PBUs - 1 vs. Tennessee Tech, 9/9/23; 1 vs. Hawai'i, 10/21/23; 1 vs. UNLV, 11/4/23; 1 vs. Utah State, 11/24/23; Forced Fumbles - 1 at Massachusetts, 9/30/23; Fumble Recoveries - 1 vs. Tennessee Tech, 9/9/23; 1 vs. Hawai'i, 10/21/23.



Dimitri Johnson

Linebacker

6-1 | 223 | Sr | 1VL#
Rohnert Park, Calif.
**Santa Rosa JC/
 Rancho Cotate HS**

Academics: Named Mountain West All-Academic in 2023 and Collegiate Sports Communicators Academic All-District.

2023 (Junior Season): Started and played in all 12 games for the Lobos at outside linebacker ... finished fifth on the team in tackles recording 48 ... also recorded 2.0 TFLs, 0.5 sacks, a forced fumble and four PBUs ... tied for the team lead with four quarterback hurries and he led the team with two fumble recoveries ... record between four and six tackles in nine of the 12 games ... opened his career with four tackles against Texas A&M and again against Tennessee Tech ... recovered a fumble against Tennessee Tech and returned it 37 yards, UNM's longest fumble return of the season ... added a PBU and a QB hurry in that game ... had season-high tying six tackles against UMass along with a forced fumble ... had another six-tackle game against Hawai'i, adding a PBU and QB hurry ... recovered his second fumble of the year in that game ... had a big game against Nevada with five tackles, 1.5 TFLs and a half-sack ... followed that up with a five-tackle game against UNLV with a pass breakup ... recorded four tackles against both Boise



Tyler Kiehne

Linebacker

6-3 | 276 | Jr | 2VL
Los Lunas, N.M.
Los Lunas HS

Tyler Kiehne Career Statistics

Year	GP	UA	Asst	Tcks	TFLs-Yds	Sks-Yds	PBU	INT-Yds	FF	FR-Yds
2022	7	0	2	2	0.0-0	0.0-0	0	0-0	0	0-0
2023	12	8	9	17	2.0-8	1.0-8	3	0-0	1	0-0
Totals	19	8	11	19	2.0-8	1.0-8	3	0-0	1	0-0

Career Highs: Tackles - 3 at Texas A&M, 9/2/23; 3 at Nevada, 10/28/23; TFLs - 1.0 at Wyoming, 9/30/23; Sacks - 1.0 at Wyoming, 9/30/23; Forced Fumbles - at Wyoming, 9/30/23.



TYLER KIEHNE

Academics: Named Mountain West All-Academic in 2022 and 2023.

2023 (Redshirt Sophomore Season): Saw action in 12 games, all starts ... recorded 17 tackles on the year with 2.0 TFLs, 1.0 sacks, a forced fumble, three hurries and three PBUs ... had a career-best three tackles along with a half-tackle for loss and a hurry against Texas A&M in the opener ... had an eight-yard strip sack against Wyoming ... had two tackles and a pass breakup against Tennessee Tech ... had two tackles against New Mexico State and UMass

... tied his career-high with three tackles against Nevada ... added two tackles with a half-tackle for loss at Boise State ... broke up passes at Wyoming and San Jose State.

2022 (Redshirt Freshman Season): Saw action in seven games, battling through early season injuries ... recorded two tackles ... had a tackle in each of his last two games, against Utah State and Colorado State.

UCLA: Redshirted his true freshman year at UCLA, not seeing any game action.

High School: Lettered in football at Los Lunas High School, playing football for coach Jeremy Maupin ... also lettered in basketball ... was the No. 1 rated recruit out of New Mexico in 2020 ... was a three-time First Team All-District selection ... was twice named First Team All-Metro, and he was the 2020 Metro Player of the Year ... earned three Academic Letters at Las Lunas ... in 2019, he recorded 56 tackles with 13.0 TFLs and 9.0 sacks, helping the Tigers to the 5A state title game.

Personal: Parent are Shawn and Ada Kiehne ... birthday is November 2, 2002 ...



Max Lantzsch

Edge

6-5 | 250 | So | 1SQ

Dresden, Germany
East Carolina/
Rabun Gap-Nocoochee HS



MAX LANTZSCH

2023 (Redshirt Freshman Season): Earned a medical hardship after missing the entire season with a shoulder injury.

East Carolina: Redshirted.

High School: Graduated from Rabun Gap-Nocoochee (2022) ... Played defensive end and tight end for the Eagles ... Member of the squad that made an appearance in the state championship game (2021).

Personal: First name is Maximillian ... birthday is October 6, 2002 ... majoring in economics.



Gabriel Lopez

Edge

6-2 | 236 | Sr* | 1VL

Las Vegas, Nev.
Washington State/
Desert Pines HS

*has a super senior season available due to COVID.

Academics: Named Mountain West All-Academic in 2023.

2023 (Redshirt Junior Season): Played and started in all 12 games, recording 26 tackles, 2.0 sacks, 4.0 TFLs, a forced fumble, a fumble recovery, a pass breakup and two hurries ... led all UNM defensive linemen in tackles ... had a career-high five tackles in the season finale against Utah State, adding a six-yard sack and a quarterback hurry ... had a streak of four straight games with three tackles, getting three against Hawai'i, Nevada, UNLV, and Boise State ... had a nine-yard sack against Hawai'i ... also had a forced fumble in that game that led to a turnover ... didn't record a tackle against Fresno State but was disruptive



GABRIEL LOPEZ



on the final drive of the Bulldogs with a hurry and a pass breakup ... recovered a fumble against Tennessee Tech to go along with two tackles.

Washington State: Lettered for two seasons at Washington State ... saw action in 11 games over three seasons (one the COVID 2020 season), recording one tackle.

High School: Lettered in football at Desert Pines High School where he was the No. 12 prospect coming out of Nevada regardless of position ... as a senior was named to the MaxPreps All-State Team, the Nevada All-State Team and was NE Mountain Region Defensive MVP after recording 15 sacks in just eight games ... as a junior was named Northeast League Mountain Region Defensive MVP after recording 13 sacks, 23 tackles-for-loss.

Gabriel Lopez Career Statistics

Year	GP	UA	Asst	Tcks	TFLs-Yds	Skys-Yds	PBU	INT-Yds	FF	FR-Yds
2020 (WSU)	4	0	0	0	0.0-0	0.0-0	0	0-0	0	0-0
2021 (WSU)	4	0	0	0	0.0-0	0.0-0	0	0-0	0	0-0
2022 (WSU)	3	1	0	1	0.0-0	0.0-0	0	0-0	0	0-0
2023	12	10	16	26	4.0-18	2.0-15	1	0-0	1	1-0
Totals	23	11	16	27	4.0-18	2.0-15	1	0-0	1	1-0

Career Highs: Tackles - 5 vs. Utah State, 11/24/23; TFLs - 1.0 at Massachusetts, 9/23/23; 1.0 vs. Hawai'i, 10/21/23; 1.0 vs. Utah State; 11/24/23; Sacks - 1.0 vs. Hawai'i, 10/21/23; 1.0 vs. Utah State; PBUs - at Fresno State, 11-18-23; Forced Fumbles - 1 vs. Hawai'i, 10/21/23; Fumble Recoveries - 1 vs. Tennessee Tech, 9/9/23.



Ja'Shon Lowery Linebacker

6-3 | 217 | So | 1VL-RS
Albuquerque, N.M.
La Cueva HS

2023 (Redshirt Sophomore Season): Saw action in four games, starting two in earning his first letter ... recorded seven tackles on the season ... had none in his first two games and then in his first start against Hawai'i, recorded five ... started against Nevada, picking up two tackles.

2022 (Redshirt Freshman Season): Saw action in one game ... played against Maine in the opener, not recording a stat.

2021 (Freshman Season): Redshirted.

High School: Lettered in football and basketball at La Cueva High School for coach Brandon Back ... named

second team all-district twice in both football and basketball ... won a state title in 2018, winning 33-14 over Cleveland in the 6A Finals.

Personal: Parents are Sean Lowery and Malissa Cox ... birthday is September 8, 2002 ... majoring in communications.



Ja'Shon Lowery Career Statistics

Year	GP	UA	Asst	Tcks	TFLs-Yds	Skys-Yds	PBU	INT-Yds	FF	FR-Yds
2022	1	0	0	0	0.0-0	0.0-0	0	0-0	0	0-0
2023	4	3	4	7	2.0-5	0.0-0	0	0-0	0	0-0
Totals	5	3	4	7	2.0-5	0.0-0	0	0-0	0	0-0

Career Highs: Tackles - 5 vs. Hawai'i, 10/21/23; TFLs - 2.0 at Nevada, 10/28/23.



Lucas Lucero Linebacker

6-1 | 226 | Jr | 1SQ
Albuquerque, N.M.
La Cueva HS



2023 (Redshirt Sophomore Season): Did not see any action.

Western New Mexico: Saw action in eight games for WNMU, recording 10 tackles and a pass breakup ... qualified for the Dean's List.

High School: Lettered in football, wrestling and powerlifting ... was a two-time All-State selection as long as a two-time All-Metro and two-time All-District pick ... was named to the Honor Roll all four years ... was a two-time state champion in powerlifting ... played in the New Mexico Football All-Star game ... was the top-rated prep defensive back in New Mexico in 2021 ... recorded 91 tackles and had three interceptions

Personal: Birthday is October 15, 2003 ... parents are John Nelson and Laverne Lucero ... has three siblings, Zeke, Noah, and Shiloh ... majoring in business administration.

Lucas Lucero Career Statistics

Year	GP	UA	Asst	Tcks	TFLs-Yds	Skys-Yds	PBU	INT-Yds	FF	FR-Yds
2022 (WNM)	8	6	4	10	0.0-0	0.0-0	1	0-0	0	0-0
2023	0	0	0	0	0.0-0	0.0-0	0	0-0	0	0-0
Totals	8	4	6	10	0.0-0	0.0-0	1	0-0	0	0-0

Career Highs: Tackles - 8 at Texas A&M-Kingsville, 10/8/22; PBUs - 1 at Texas A&M-Kingsville, 10/8/22.



Joe Ray Maez

Defensive End

6-5 | 282 | Jr | 2VL#

Rio Rancho, N.M.
Cleveland HS

2023 (Sophomore Season):

Played in all 12 games after moving from tight end to defensive end ... recorded two tackles ... only tackle against Hawai'i was a half-tackle for a loss ... also had a tackle against Nevada.

2022 (Freshman Season):

Played as a tight end as a true freshman, playing in nine games, starting one ... did not record a catch on the year.

High School: Lettered at Cleveland High School ... won a pair of state titles ... was named Second Team All-State at defensive end by the Albuquerque Journal ... is undecided on a major.



Personal: Birthday is October 9, 2003 ... is majoring in liberal arts.

Joe Ray Maez Career Statistics

Year	GP	UA	Asst	Tcks	TFLs-Yds	Skys-Yds	PBU	INT-Yds	FF	FR-Yds
2022	9	0	0	0	0.0-0	0.0-0	0	0-0	0	0-0
2023	12	1	1	2	0.0-0	0.0-0	0	0-0	0	0-0
Totals	21	1	1	2	0.0-0	0.0-0	0	0-0	0	0-0

Career Highs: Tackles - 1 vs. Hawai'i, 10/21/23; 1 at Nevada, 10/28/23.



Caleb Medford

Wide Receiver

6-1 | 198 | Jr | 1VL

Henderson, Nev.
TCU/Henderson HS

2023 (Redshirt Sophomore Season): Played in 12 games and started eight ... earned honorable mention All-Mountain West honors after recording 30 catches for 551 yards and two touchdowns with a long of 59 yards ... had a catch in each of the last 11 games of the season ... recorded his first career reception on a 49-yard snag down to the 1-yard line on a pass where defensive pass interference was called, coming against Tennessee Tech ... had one catch against New Mexico State for 11 yards ... opened the UMass game with three catches for 82 yards including a 55-yard snag and a 21-yard touchdown catch ... had three receptions for 45 yards with a 20-yard long against Wyoming ... had three more catches against

San Jose State for 41 yards with a long of 19 ... had a fourth straight multi-catch game, with two grabs against Hawai'i for 13 yards ... caught three passes for 16 yards on a cold night at Nevada ... had a then career-high four catches for 70 yards with a long of 41 against UNLV ... followed that up with three grabs for 77 yards with a career-long reception of 59 yards at Boise State ... had a career-game with six catches for 122 yards and a touchdown in a 25-17 win at Fresno State ... his 33-yard touchdown with four minutes to go was the clinching score ... finished the season with one catch for 25 yards against Utah State.

TCU: Played for two seasons at TCU ...

saw action in five games over his time at TCU without a catch.

High School: Lettered in football and baseball at Henderson High School ... as a junior was named first-team all-district and helped lead Henderson to the Texas Class 4A Division I state quarterfinals ... rated a three-star recruit by ESPN and 247Sports and was ranked by ESPN as the No. 103 wide receiver prospect nationally and No. 85 recruit from Texas.

Personal: Birthday is August 21, 2001 ... graduated with a degree in liberal arts.



Caleb Medford Career Statistics

Year	GP	Rec	Yards	TD	Long	Att	Yards	TD	Long
2021 (TCU)	4	0	0	0	0	0	0	0	0
2022 (TCU)	1	0	0	0	0	0	0	0	0
2023	12	30	551	2	59	0	0	0	0
Totals	17	30	551	2	59	0	0	0	0

Career High - Receiving: Receptions - 6 at Fresno State, 11/18/23; Yards - 122 at Fresno State, 11/18/23; TDs - 1 at Massachusetts, 9/23/23; 1 at Fresno State, 11/18/23; Long - 59 at Boise State, 11/11/23.



Dereck Moore

Safety

6-3 | 205 | So | 1VL#

Irvine, Calif.
Woodbridge HS

Dereck Moore Career Statistics

Year	GP	UA	Asst	Tcks	TFLs-Yds	Skys-Yds	PBU	INT-Yds	FF	FR-Yds
2023	8	24	25	49	0.0-0	0.0-0	0	0-0	0	0-0
Totals	8	24	25	49	0.0-0	0.0-0	0	0-0	0	0-0

Career Highs: Tackles - 12 vs. Utah State, 11/24/23.



Academics: Named Mountain West All-Academic in 2023 and Mountain West Scholar-Athlete in 2023-24.

2023 (Freshman Season): Moore played in nine games and started the final six ... finished the season with 49 tackles, good for third on the team despite only seeing significant time at defense over the last six games ... after missing the first three games, played mostly special teams, recording a tackle against UMass ... made his first start of the season against Hawai'i and recorded seven tackles ... had his first double-digit tackle game against Nevada with 10, including eight solos ... had back-to-back eight-tackle games against both UNLV

and at Boise State ... after a three-tackle game against Fresno State, finished the season with a career-high 12 tackles including six solos, against Utah State.

High School: Lettered in football at Woodbridge High School for coach Aron Craver ... earned First Team All-League and First Team All-CIF honors ... recorded 116 tackles over his last two years with an interception ... also added three PBUs, one forced fumble and two fumble recoveries.

Personal: Birthday is August 7, 2005 ... majoring in business administration.

High School: Lettered at Rio Rancho High School ... was a State Champion in 2016 ... was a two-time All-District ... Also wrestled at Rio Rancho ... was a three-time All-Academic Team.

Personal: Birthday is January 9, 2001 ... graduated with a degree in liberal arts and is working on a master's in business administration.

Jaylen Morgan Career Statistics

Year	GP	Rec	Yards	TD	Long	Att	Yards	TD	Long
2019 (NMHU)	6	0	0	0	0	14	29	0	8
2021 (NMHU)	0	0	0	0	0	0	0	0	0
2022	0								
2023	2	0	0	0	0	1	4	0	4
Totals	8	0	0	0	0	15	33	0	8

Career High - Rushing: Attempts - 8 vs. Dixie State, 9/21/19; Yards - 25 vs. Dixie State, 9/21/19; Long - 8 vs. Dixie State, 9/21/19.



**David Murphy
Safety**

**5-10 | 193 | So | 1VL-RS
Rio Rancho, N.M.
Cleveland HS**

Academics: Named Mountain West All-Academic in 2023.

2023 (Redshirt Freshman Season): Saw action in 11 games during the season, mostly on special teams ... recorded five tackles on the season ... had a career-high two tackles against Tennessee Tech ... also had tackles against New Mexico State, UMass and San Jose State.

2022 (Freshman Season): Saw action in one game, playing against Maine.

High School: Lettered in football at Cleveland High School ... recorded 62 tackles in his final full season with three interceptions, two forced fumbles and five passes defended ... also played some receiver, catching four passes for 32 yards.



**Jaylen Morgan
Running Back**

**5-7 | 183 | Sr& | 1SQ-RS
Rio Rancho, N.M.
New Mexico Highlands/
Rio Rancho HS**



&utilizing his a super senior season available due to COVID

Academics: Named a Mountain West Scholar-Athlete in 2023-24.

2023 (Redshirt Senior Season): Saw action in two games, and rushed the ball one time for four yards against Hawai'i ... recorded two tackles on special teams against Fresno State.

2022 (Redshirt Junior Season): Did not see action.

New Mexico Highlands: Played two seasons at New Mexico Highlands ...



rushed for 25 yards in 2019 on eight carries.

David Murphy Career Statistics

Year	GP	UA	Asst	Tcks	TFLs-Yds	Sks-Yds	PBU	INT-Yds	FF	FR-Yds
2022	1	0	0	0	0.0-0	0.0-0	0	0-0	0	0-0
2023	11	2	3	5	0.0-0	0.0-0	0	0-0	0	0-0
Totals	12	2	3	5	0.0-0	0.0-0	0	0-0	0	0-0

Career Highs: Tackles - 2 vs. Tennessee Tech, 9/9/23.



Noa Pola-Gates

Safety

6-0 | 183 | Sr& | 1VL
Gilbert, Ariz
Nebraska/
Williams Field HS

Utilizing his super senior season due to COVID

2023 (Redshirt Senior Season): Played in all 12 games, starting four ... recorded 27 tackles with two pass breakups ... started the opener against Texas A&M

as well as games against UMass, Wyoming and San Jose State ... opened his career with a career-best seven tackles against Texas A&M ... also had seven tackles against UMass ... had a tackle and a pass breakup against New Mexico State ... had five tackles against San Jose State ... had a pass breakup against Hawai'i ... returned three kickoffs for 47 yards against UNLV.

Nebraska: Lettered two seasons at Nebraska, not including a COVID season and a redshirt season ... saw action in 20 games over four seasons, mostly on special teams ... registered a tackle against No. 20 Michigan State ... over-

all he recorded four tackles ... had a career-best two tackles against Penn State in 2020.

High School: Lettered in football at Williams High School ... selected for both the 2019 Army All-American Bowl and the Polynesian Bowl ... as a senior was an All-Arizona selection as the Black Hawks went 11-2 record making it to the Arizona 5A semifinals ... recorded 57 tackles, one tackle for loss, five interceptions and seven pass breakups on defense and had 743 all-purpose yards, including three receptions for 200 yards and three touchdowns and 15 carries for 139 yards ... out of high school was a consensus four-star recruit who was ranked as the No. 3 player in the state of Arizona by 247Sports and was regarded as the No. 11 safety in the country.

Personal: Birthday is September 29, 2000 ... majoring in liberal arts ... is the nephew of NFL Hall of Fame safety Troy Polamalu.



Noa Pola-Gates Career Statistics

Year	GP	UA	Asst	Tcks	TFLs-Yds	Sks-Yds	PBU	INT-Yds	FF	FR-Yds
2019 (NU)	2	0	0	0	0.0-0	0.0-0	0	0-0	0	0-0
2020 (NU)	8	2	1	3	0.0-0	0.0-0	0	0-0	0	0-0
2021 (NU)	8	0	1	1	0.0-0	0.0-0	0	0-0	0	0-0
2022 (NU)	2	0	0	0	0.0-0	0.0-0	0	0-0	0	0-0
2023	12	15	12	27	0.0-0	0.0-0	2	0-0	0	0-0
Totals	32	17	14	31	0.0-0	0.0-0	2	0-0	0	0-0

Career Highs: Tackles - 7 at Texas A&M 9/2/23; 7 at Massachusetts, 9/23/23. PBUs - 1 vs. New Mexico State, 9/16/23; 1 vs. Hawai'i, 10/21/23.



Aaron Rodriguez


Punter

5-11 | 195 | Sr& | 3VL
Newhall, Calif.
Missouri
Hart HS

Utilizing his super senior season available due to COVID.

Academics: Named Mountain West All-Academic in 2021, 2022 and 2023, and named Collegiate Sports Communicators Academic All-District in 2023.

2023 (Redshirt Senior Season): Was the starting punter and holder for all 12 games ... punted 52 times for a 42.4-yard average with 17 punts inside the 20-yard line and just one touchback ... had 14 punts of 50 yards or more and he forced 18 fair catches ... had two games of averaging 50 yards or more ... averaged 53.7 yards per punt over three



punts against Hawai'i with longs of 60 and 59 yards in the game ... netted 58.7 yards per punt in that game ... also averaged 50.3 yards per punt over four punts at Wyoming ... had a long of 61 yards in that game, a season-best ... averaged 45.0 yards per punt against UNLV over six boots ... had three punts of 50 yards or more in that game, tying a season-best ... also had three of five punts pinned inside the 20 against Utah State ... changed his style over the final three games, punting 12 times and forcing five fair catches as UNM allowed only one punt return over the final three games ... only punted twice against Tennessee Tech, but averaged 46.0 yards per punt.

2022 (Redshirt Junior Season): Served as the starting punter for all 12 games, and he also was the teams' holder for all 12 games ... punted 81 times for an average of 44.2 yards per punt ... for the second straight season, he led the nation with 81 total punts, and his 3,578 yards led the nation throughout the regular season ... his 44.2 yards per punt ranked 27th nationally, and it also ranked eighth on the single-season UNM list ... his year moved him into third



Bryce Santana

Defensive Line

6-2 | 301 | Sr | 3VL-RS#
Los Lunas, N.M.
Los Lunas HS

Academics: Named Mountain West All-Academic in 2021, 2022 and 2023. Named Mountain West Scholar-Athlete in 2021-22 and 2022-23. Named College Sports Communicators Academic All-District.

2023 (Redshirt Junior Season): Played in all 12 games ... recorded 11 tackles on the season with a half-tackle and a half-sack, including a quarterback hurry ... had a season-high five tackles against UMass with a half-tackle for loss and a half-sack of six yards ... had a hurry against Tennessee Tech ... recorded three tackles against Wyoming ... had single tackles against San Jose State, UNLV and Fresno State.

2022 (Redshirt Sophomore Season): Played in all 12 games, starting the last five at nose tackle ... finished the season with 24 tackles, 3.0 sacks and 3.0 TFLs, a forced fumble, a fumble recovery and a pass breakup ... had a career-high six tackles against Utah State with a sack for six yards ... was terrific against LSU



with a then-career-high four tackles, a sack, a forced fumble and a fumble recovery ... had four tackles against Colorado State with a half-sack ... also had a half-sack against Maine ... had three tackles against San Diego State.

2021 (Redshirt Freshman Season): Played in six games, starting three ... started against Air Force, Fresno State and Boise State ... recorded six tackles ... had two tackles each against UTEP, Air Force and Utah State.

2020 (Freshman Season): Saw action in the final three games of the season, earning a redshirt ... recorded two tackles on the season, both coming against Utah State.

High School: Lettered in football at Los Lunas High School for coach Jeremy Maupin ... named First Team All-State at defensive line and First Team All-Area by the Albuquerque Journal ... recorded 59 tackles, 10.0 sacks and forcing a fumble, as well as throwing a touchdown pass ... also lettered in basketball and track and field.

Personal: Graduated with a degree in engineering and is now working on a master's in business ... birthday is November 6, 2001.

place in career average at UNM with a 43.5 career average ... had a long of 63 yards, banging 23 punts of 50 yards or more and forcing 35 fair catches ... had 24 punts inside the 20 ... averaged at least 42.5 yards per punt in nine of his 12 games ... had two games where he averaged over 50 yards per punt ... first time was against Boise State, averaging 50.9 yards per punt on 10 punts ... had seven punts of 50 yards or more in that game ... second game was against Fresno State when he averaged 51.1 yards per punt on seven punts ... finished the season averaging 48.8 yards per punt on nine punts against Colorado State.

BSeved as the starting punter for all 12 games ... punted 81 times for an average of 42.8 yards per punt ... led the nation in total punts with 81, and he was third in total yards with 3,466 yards ... had a long of 61 yards ... forced 33 fair catches with 16 inside the 20-yard line and 12 punts 50-yard punts ... averaged at least 40 yards per punt in 11 of his 12 games ... had his best game average-wise with a 52.9-yard average against UTEP on seven punts, with a long of 61 yards ... had a career-best five 50-yard punts in that game ... punted nine times against San Diego State, forcing a season-high seven fair catches ... had 58-yard punts against both New Mexico State and Utah State ... averaged 45.6 yards per punt on five punts against UNLV ... had two punts inside the 20-yard line out of six as he averaged 43.7 yards per punt at Wyoming.

2020 (Redshirt Freshman Season-Missouri): Did not see any action.

2019 (Freshman Season-Missouri): Redshirted

High School: Lettered in football at Hart High School ... was named All-CIF at both safety and punter in 2018 and 2019 ... has won several punting camp competitions, and has taken part in several Kicking World Showcases ... finished No. 1 in his class in the punting elimination contest at the Kicking World 2017 Showcase ... 2016 Special Teams Player of the Year.

Personal: Birthday is June 17, 2001 ... graduated with a degree in psychology and is now in nursing school.

Aaron Rodriguez Career Statistics

Year	GP	Punts	Yards	Lg	Avg	TB	FC	I20	50+	Blk
2021	12	81	3466	61	42.8	7	33	16	12	2
2022	12	81	3578	63	44.2	6	35	24	23	1
2023	12	52	2204	61	42.4	1	18	17	14	1
Totals	36	214	9248	61	43.2	14	86	57	49	4

Career Highs: Punts - 11 at Texas A&M, 9/18/21; Yards - 509 vs. Boise State, 9/9/22; Average - 53.7 (3 punts) vs. Hawai'i, 10/21/23; Long - 63 vs. Boise State, 9/9/22; Touchbacks - 2 at Wyoming, 10/23/21; 2 at Colorado State, 11/25/22; Fair Catches - 7 at San Diego State, 10/9/21; 50-yard punts - 7 vs. Boise State, 9/9/22; Inside the 20 - 3 vs. Boise State, 9/9/22; 3 vs. UTEP, 9/17/22; 3 at Utah State, 11/5/22; 3 vs. San Diego State, 11/18/22; 3 vs. San Jose State, 10/14/23; 3 vs. Utah State, 11/24/23.



Bryce Santana Career Statistics

Year	GP	UA	Asst	Tcks	TFLs-Yds	Sks-Yds	PBU	INT-Yds	FF	FR-Yds
2020	3	0	2	2	0.0-0	0.0-0	0	0-0	0	0-0
2021	6	1	5	6	0.0-0	0.0-0	0	0-0	0	0-0
2022	12	8	16	24	3.0-14	3.0-14	1	0-0	1	1-0
2023	12	3	8	11	0.5-6	0.5-6	0	0-0	0	0-0
Totals	33	12	31	43	3.5-20	3.5-20	1	0-0	1	1-0

Career Highs: Tackles - 6 at Utah State, 11/5/22; TFLs - 1.0 at LSU, 9/24/22; 1.0 at Utah State, 11/5/22; Sacks - 1.0 at LSU, 9/24/22; 1.0 at Utah State, 11/5/22; Forced Fumbles - .0 at LSU, 9/24/22; Fumble Recoveries - 1 at LSU, 9/24/22.



Mihalis Santorineos Linebacker

6-1 | 235 | Jr | 1VL#
Rohnert Park, Calif.
Sierra College/
Rancho Cotate HS

Academics: Named Mountain West All-Academic in 2023 and Mountain West Scholar-Athlete in 2023-24.

2023 (Sophomore Season): Saw action in 10 games, starting two games (UNLV and Fresno State) ... recorded 20 tackles, 1.5 sacks and 2.5 tackles for a loss ... had a career-best four tackles three times ... first was against Tennessee Tech, including a nine-yard sack that ended a fourth down attempt in UNM territory ... had four tackles against Hawai'i and Boise State ... had three tackles against Nevada, including 1.5 TFLs and a half-sack ... had two tackles against UNLV.

JC: Lettered for one season at at Sierra College ... recorded 56 tackles over 11 games in his one season at Sierra, adding 5.5 TFLs for 21 yards, 2.0 sacks for 14 yards, and three pass breakups.

High School: Lettered in football at Rancho Cotate High School ... earned First Team All-Norcal at linebacker.

Personal: Birthday is December 12, 2002 ... majoring in engineering/construction management.



Mihalis Santorineos Career Statistics

Year	GP	UA	Asst	Tcks	TFLs-Yds	Sks-Yds	PBU	INT-Yds	FF	FR-Yds
2023	10	12	8	20	2.5-14	1.5-12	0	0-0	0	0-0
Totals	10	12	8	20	2.5-14	1.5-12	0	0-0	0	0-0

Career Highs: Tackles - 4 vs. Tennessee Tech, 9/9/23; 4 vs. Hawai'i 10/21/23; 4 at Boise State, 11/11/23; TFLs - 1.5 at Nevada, 10/28/23; Sacks - 1.0 vs. Tennessee Tech, 9/9/23.



Vincent Santos Tight End

6-2 | 280 | Sr* | 3SQ-RS#
Chula Vista, Calif.
Naval Prep/Eastlake HS



*denotes has a super senior season available

2023 (Redshirt Junior Season): Did not see action.

2022 (Redshirt Sophomore Season): Did not see action.

2021 (Redshirted Freshman Season): Redshirted.

2020 (Freshman Season): Did not see action.

High School: Lettered in football at Eastlake High School.

Personal: Graduated with a degree in liberal arts and is working on a

second ... birthday is September 9, 2000.



Isaiah Sillemmon Offensive Line

6-1 | 303 | Jr | 2VL-RS
Dallas, Texas
Lancaster HS



2023 (Redshirt Sophomore Season): Played in all 12 games, and starting three ... earned starts against Hawai'i, Nevada and UNLV ... was in a regular rotation at both guard spots for most of the season ... helped UNM to be one of the most improved offensive lines in the country in terms of sacks allowed.

2022 (Redshirt Freshman Season): Saw action in six games, including two starts ... started against New Mexico State and Fresno State at right guard ... played in five of the final six games.

2021 (Freshman Season): Saw action in four games, earning a redshirt ...



played against Wyoming and then in the final three games.

High School: Lettered in football at Lancaster High School for coach Chris Gilbert ... helped Lancaster to a 2020 District Championship ... member of the National Honor Society.

Personal: Parent is Chassidi Sillemon ... birthday is April 22, 2003 ... majoring in history.



Charles Steinkamp

Punter-Kicker


6-5 | 205 | So | 1VL-RS
Los Alamos, N.M.
Los Alamos HS

Academics: Named Mountain West Scholar-Athlete in 2023-24.

2023 (Redshirt Freshman Season): Saw action in three games on the season ... served as the backup placekicker and kickoff specialists as well as the backup punter ... kicked off twice against Tennessee Tech, recording his first career touchback ... took part in a pair of onside kicks, against Nevada and Wyoming.

2022 (Freshman Season): Redshirted.

High School: Lettered in football and baseball at Los Alamos ...in football he served



as punter, placekicker and kickoff specialist ... was named First Team All-District at punter and was honorable mention at placekicker ... was runner-up NM High School Coaches Association All-Star ... was named Academic All-District ... in baseball he was captain as a senior as Los Alamos made it to the 4A semifinals ... hit .409 with 19 stolen bases, four triples and a home run ... also had a 3.50 ERA in 10.09 innings on the mound ... was named First Team All-District ... attended one kicking camp and was named a Kohl's 4.5 Star Recruit after winning the Kohl's Western Spring Showcase Punt Contest ... was ranked No. 52 punter in class of 2022 out of 416 players.

Personal: Birthday is December 16, 2003 ... majoring in business administration ... brother Arthur pitches on the Lobo baseball team, brother George was a kicker on the football team ... brother Henry played soccer at UMass ... dad played baseball at Eastern Illinois and went on to play in the Cleveland minor league system with the Salt Lake City Trappers.



Aaron Smith

Safety

5-11 | 193 | Sr | 1VL#
Long Beach, Calif.
Mt. San Antonio/
Long Beach Poly HS

2023 (Junior Season): Overcame a preseason medical issue to play in 11 games with three starts ... started against Tennessee Tech, New Mexico State and Boise State ... recorded 14 tackles and two pass breakups on the season ... had a career-day with six tackles, including five solos, at Wyoming ... had two tackles and a pass breakup in his first start against Tennessee Tech ... added two tackles in his next start against New Mexico State ... had a pass breakup in the end zone against UMass ... had a pair of tackles in the season finale against Utah State.

JC: Lettered for two seasons at Mt. San Antonio College ... as a sophomore recorded 25 tackles, 3.0 TFLs for 16 yards, two pass breakups and an interception which he returned 27 yards ... as a freshman record 16 tackles and an interception, adding seven pass break ups in just seven games.

High School: Lettered in football and track at Long Beach Poly ... won four Moore League titles in football and was the 100-meter champion, along with winning league titles as part of the 4x100 and 4x400-meter relays.

Personal: Birthday is February 18, 2002 ... majoring in business administration.



Aaron Smith Career Statistics

Year	GP	UA	Asst	Tcks	TFLs-Yds	Skys-Yds	PBU	INT-Yds	FF	FR-Yds
2023	11	10	4	14	0.0-0	0.0-0	2	0-0	0	0-0
Totals	11	10	4	14	0.0-0	0.0-0	2	0-0	0	0-0

Career Highs: Tackles - 6 at Wyoming 9/30/23; PBUs - 1 vs. Tennessee Tech, 9/9/23; 1 at Massachusetts, 9/23/23.



Bryson Taylor

Cornerback

6-0 | 175 | Jr | 2VL#
 Hoschton, Ga.
 Mill Creek HS



2023 (Sophomore Season): Played in 10 games, missing only the New Mexico State and Wyoming games ... recorded eight tackles on the season ... had a career-high three tackles, including two solos, against Hawai'i ... equaled that with three tackles, including two more solos, against Utah State ... had tackles against Tennessee Tech and San Jose State.

2022 (Freshman Season): Taylor saw action in nine games, starting two ... started against both New Mexico State and Fresno State ... recorded two tackles with a half-tackle for a loss ... had a tackle

against both New Mexico State and Fresno State ... his tackle against Fresno State was half-tackle for loss.

High School: Lettered in football at Mill Creek High School, playing for coach Josh Lovelady ... also lettered in basketball and track ... as a senior, he was named First Team Georgia All-Region 8-7A, and Second Team All-County, recording 47 tackles with one interception and 20 pass breakups ... as a junior, he recorded 45 games with one interception and eight pass breakups in just six games ... as a sophomore, he recorded two varsity interceptions ... he was named the Hawk Player of the Week for Mill Creek's playoff game against Roswell.

Personal: Parents are Sylvia & Jabari Cain, and Keino Taylor ... birthday is May 15, 2004 ... majoring in business.

Bryson Taylor Career Statistics

Year	GP	UA	Asst	Tcks	TFLs-Yds	Skys-Yds	PBU	INT-Yds	FF	FR-Yds
2022	9	1	1	2	0.5-2	0.0-0	0	0-0	0	0-0
2023	10	5	3	8	0.0-0	0.0-0	0	0-0	0	0-0
Totals	19	6	4	10	0.5-2	0.0-0	0	0-0	0	0-0

Career Highs: Tackles - 3 vs. Hawai'i, 10/21/23; 3 vs. Utah State, 11/23/23; TFLs - 0.5 vs. Fresno State, 10/22/22.



Matthew Toilolo

Offensive Line

6-2 | 312 | Fr | RS
 Long Beach, Calif.
 Orem {UT} HS



Academics: Named Mountain West Scholar-Athlete in 2023-24.

2023 (Freshman Season): Redshirted.

High School: Lettered in football at Orem High School for coach Gabriel Sewell ... named First Team 5A All-State in 2022 for Utah and also First Team All-Region 8 ... second Team All-Trinity League in 2021 ... four-time Principal's Honor Roll member.

Personal: Birthday is April 5, 2005 ... is undecided on a major.



Nic Trujillo

Wide Receiver

6-1 | 176 | Fr | RS
 Rio Rancho, N.M.
 Cleveland HS



Academics: Named Mountain West Scholar-Athlete in 2023-24.

2023 (Freshman Season): Played in four games preserving a redshirt ... saw action against Tennessee Tech, San Jose State, Boise State and Utah State ... returned a squib kickoff 10 yards against Boise State.

High School: Lettered in football at Cleveland High School for coach Robert Garza ... named First Team All-Metro and First Team All-State, helping lead Cleveland to three state titles ... caught 57 passes for 1,165 yards his senior year with 20 touchdowns ... over his last two seasons caught 108 passes for 2,071 yards and 30 touchdowns, and including rushing and kickoff returns, he scored 33 total touchdowns in two years.

Personal: Birthday is August 28, 2004 ... majoring in business administration.



Xavier Van Wide Receiver

5-11 | 175 | So | 1SQ
La Mesa, Calif.
San Diego/Helix HS

2023 (Redshirt Freshman Season): Did not see any action.

San Diego: Redshirted his only season at San Diego.

High School: Lettered in football at Helix High School ... caught 37 passes for 735 yards with nine touchdowns ... recorded a long reception of 77 yards, and also had a 66-yard touchdown catch ... also played corner, recording five interceptions and recovering a pair of fumbles.

Personal: Birthday is April 18, 2004 ... majoring in business administration.



Hunter Wiggins Safety

6-0 | 197 | So | 1VL#
San Diego, Calif.
Lincoln HS

2023 (Freshman Season): Played in the final 10 games of the season, playing mostly on special teams but also getting time at corner ... recorded five tackles on the season ... had a season-high two tackles at UMass ... also had tackles against Nevada, Boise State, and Fresno State.

High School: Lettered in football at Lincoln High School ... recorded 51 tackles, two pass break ups and four interceptions ... helped lead a defense that defeated De La Salle to win Lincoln's first California State title ... listed among California's top high school senior safeties by Cannon Sports ... was a member in 2016 of Point Loma's Pop Warner Super Bowl



Champions, defeating Southeast Dallas in the title game.

Personal: Birthday is December 6, 2004 ... majoring in computer engineering.

Hunter Wiggins Career Statistics

Year	GP	UA	Asst	Tcks	TFLs-Yds	Skys-Yds	PBU	INT-Yds	FF	FR-Yds
2023	10	1	4	5	0.0-0	0.0-0	0	0-0	0	0-0
Totals	10	1	4	5	0.0-0	0.0-0	0	0-0	0	0-0

Career Highs: Tackles - 2 at Massachusetts, 9/23/23.



Jacob Webb Offensive Line

6-4 | 304 | Jr | 2SQ-RS
Chino, Calif.
Diamond Ranch HS

2023 (Redshirt Sophomore Season): Did not see any action.

2022 (Redshirt Freshman Season): Did not see any action.

2021 (Freshman Season): Redshirted.

High School: Lettered in football and soccer at Diamond Ranch High School.

Personal: Birthday is August 7, 2003 ... majoring in mechanical engineering.



Landon Williams Edge

6-4 | 237 | So | 1VL-RS
Albuquerque, N.M.
Albuquerque HS

Landon Williams Career Statistics

Year	GP	UA	Asst	Tcks	TFLs-Yds	Skys-Yds	PBU	INT-Yds	FF	FR-Yds
2023	10	1	0	1	0.0-0	0.0-0	0	0-0	0	0-0
Totals	10	1	0	1	0.0-0	0.0-0	0	0-0	0	0-0

Career Highs: Tackles - 1 at Boise State, 11/11/23.



Academics: Named Mountain West All-Academic in 2023.



2023 (Redshirt Freshman Season): Played in 10 games, mostly on special teams ... recorded one tackle on the season, getting one at Boise State.

2022 (Freshman Season): Redshirted.

High School: Lettered in football at Albuquerque High School for coach Tim Johnson ... also lettered in basketball ... was named First Team All-District, First Team All-Metro and Second Team All-State ... was named to the state high school All-Star Game ... was a member of the Black Student Union.

Personal: Parents are Lisa Roberson and Rodney Roberson ... birthday is March 8, 2004 ... undecided on a major.



Evan Wysong

Wide Receiver

5-10 | 167 | Fr | RS
Rio Rancho, N.M.
Cleveland HS

2023 (Freshman Season): Redshirted.

High School: Lettered in football at Cleveland High School for coach Robert Garza ... named First Team All-State at quarterback and at athlete along with First Team All-District at both quarterback and athlete ... was the 2021 and 2022 MaxPreps Player of the Year for New Mexico ... threw for 3,791 yards and 47 touchdowns, and rushed for 2,276 yards and 30 touchdowns, and also caught one 80-yard touchdown pass ... brother Luke has been UNM's leading receiver the past two seasons.

Personal: Birthday is September 10, 2004 ... is majoring in business administration.



Jayden Wilson

Linebacker

6-1 | 218 | So | 1VL#
El Paso, Texas
Austin HS

Academics: Named Mountain West All-Academic in 2023 and Mountain West Scholar-Athlete in 2023-24.

2023 (Freshman Season): Played in all 12 games, mostly on special teams, but did see some time at linebacker ... recorded his career-high of three tackles against Tennessee Tech ... recorded two tackles against both Hawai'i and Nevada ... had single tackles against UMass, San Jose State and Fresno State.

High School: Lettered in football at Austin High School for coach Eric Pichardo ... named 2022 Defensive MVP, First Team All-City at linebacker and First Team All-City at running back ... named First Team All-State Academic Team ... in 2021 was named District MVP and First Team All-City at linebacker and Second Team All-City at running back.

Personal: Birthday is October 10, 2004 ... majoring in radiologic sciences.



Luke Wysong

Wide Receiver

5-10 | 184 | Jr | 2VL-RS
Rio Rancho, N.M.
Cleveland HS

Academics: Named Mountain West All-Academic in 2021 and 2022.

2023 (Junior Season): Played in four games with one start (New Mexico State) ... played in the first three games before suffering an injury that kept him off the field for all but one game the rest of the way ... earned a redshirt as he only played in four games ... caught at least one pass in all four games ... had his best game of the season with four catches for 53 yards including a touchdown against Tennessee Tech ... had one catch at Texas A&M ... had a season-long grab of 41 yards against New Mexico



Jayden Wilson Career Statistics

Year	GP	UA	Asst	Tcks	TFLs-Yds	Skys-Yds	PBU	INT-Yds	FF	FR-Yds
2023	12	3	7	10	0.0-0	0.0-0	0	0-0	0	0-0
Totals	12	3	7	10	0.0-0	0.0-0	0	0-0	0	0-0

Career Highs: Tackles - 3 vs. Tennessee Tech, 9/9/23.



State, but was injured on that play and missed a month ... came back to play at Wyoming, and caught one pass for 11 yards ... returned six kickoffs for 97 yards ... had a long return of 25 yards against New Mexico State ... also had a 6-yard punt return against the Aggies.

2022 (Sophomore Season): Played in 11 games, starting eight at receiver ... led the Lobos with 34 receptions, and was second on the team in yards (291) and touchdowns ... had a season-long reception of 33 yards ... led the team 13 punt returns with a long of 38 yards ... also rushed the ball 21 times for 32 yards with a touchdown ... scored two touchdown in the season opener, one rushing and one receiving ... rushed the ball six times for a season best 43 yards with a long of 13 ... added three receptions for 51 yards with a 25-yard catch ... three times had a season-high five catches ... had a terrific game at New Mexico State with five catches for 75 yards and a long of 33 ... had five catches for 37 yards with a long of 28 against UTEP ... also had five catches for 24 yards against San Diego State ... had four catches against Boise State ... had a good all-around game against Fresno State with three catches for 15 yards and a two punt returns with one going for a season-long 38 yards.

2021 (Freshman Season): Played in 11 games, earning five starts ... led the Lobos with 24 receptions and 224 yards ... also was UNM's leading punt returner and leading kickoff returner ... averaged 11.0 yards per punt return on seven returns, including a 63-yard touchdown against Colorado State ... averaged 20.3 yards per return on 15 returns, with a long of 36 yards ... among Mountain West freshmen, he finished first in receiving yards, receptions, receiving yards per game, kickoff returns and all-purpose yardage, second in rushing yards opened his career with a career-high seven receptions for 46 yards, including a one-handed, juggling 22-yard catch setting up UNM's second touchdown in a 27-17 win over Houston Baptist ... had four rushes for 19 yards and three catches for 24 yards against New Mexico State ... rushed six times for 20 yards against Texas A&M, and added a reception as well ... had three catches for 27 yards against UTEP, and he had his first career kickoff return ... had a career-high 70 receiving yards on three catches against Air Force ... had four catches for 51 yards with a long of 26 against San Diego State, and three kickoff returns for 65 yards ... added his first career punt return ... had a career-best 152 yards all-purpose against Colorado State, all on returns ... had a 63-yard punt return for a touchdown for UNM's only score in a 31-7 loss to Colorado State ... added four kickoff returns in that game for 92 yards including a career-long 36-yarder ... set career highs in rushing attempts (8) and yards (46) against Wyoming, and he also returned two punts, including a 15-yard return ... had four rushes for 26 yards against UNLV ... was injured but played against Fresno State and Boise State.

High School: Lettered in football and track at Cleveland High School for coach Heath Ridenour ... his father Adam and two uncles Ben and Daniel played football at New Mexico, and his mother Beth played volleyball at New Mexico ... was named the Albuquerque Journal 6A State Player of the Year in football and the state of New Mexico Gatorade Player of the Year ... caught 15 passes for 429 yards and six touchdowns, averaging 28.6 yards per catch in an abbreviated 2021 Spring season ... he also rushed for two touchdowns and he averaged 23.0 yards on 12 punt returns ... state champion in the 100 and 200-meter in 2021 and he was named the Gatorade State Track and Field Athlete of the Year, making him the state Player of the Year in two sports ... Second Team 6A All-State in 2019 and First Team All-Metro ... recorded 20 catches for 525 yards and two touchdowns, and also recorded two interceptions.

Personal: Parents are Adam Wysong and Beth Wysong ... birthday is May 29, 2003 ... majoring in communications ... father Adam and uncle Ben both played at UNM.

Luke Wysong Career Statistics

Year	GP	Rec	Yards	TD	Long	Att	Yards	TD	Long
2021	11	24	224	0	37	25	112	0	17
2022	11	34	291	1	33	21	32	1	13
2023	4	7	110	1	41	0	0	0	0
Totals	26	65	625	2	41	46	144	1	17

Career High - Receiving: Receptions - 7 vs. Houston Baptist, 9/2/21; Yards - 75 at New Mexico State, 10/15/22; TDs - 1 vs. Maine, 9/3/22; 1 vs. Tennessee Tech, 9/9/23; Long - 41 vs. New Mexico State, 9/16/23.

Career Highs - Rushing: Carries - 8 at Wyoming, 10/23/21; Yards - 46 at Wyoming, 10/23/21; TDs - 1 vs. Maine, 9/3/22; Long - 17 vs. UNLV, 11/6/21.

Year	PR	Yards	Avg.	TD	Long	KOR	Yards	Avg.	TD	Long
2021	7	77	11.0	1	63	15	304	20.3	0	36
2022	13	65	5.0	0	38	3	33	11.0	0	22
2023	3	5	1.7	0	6	6	97	16.2	0	25
Totals	23	147	6.4	1	63	24	434	18.1	0	36

Career Highs - Kickoff Returning: Returns - 4 vs. Colorado State, 10/16/21; Yards - 92 vs. Colorado State, 10/16/21; Long - 36 vs. Colorado State, 10/16/21.

Career Highs - Punt Returning: Returns - 3 vs. Maine, 9/3/22; Yards - 60 vs. Colorado State, 10/16/21; TDs - 1 vs. Colorado State, 10/16/21; Long - 10 at 63 vs. Colorado State, 10/16/21.

Newcomer Biographies



McKenzie Agnello Offensive Line

6-4 | 314 | Jr | Tr
Cooperas Cove, Texas
Texas A&M Commerce/Cooperas Cove HS

Texas A&M Commerce: Played three seasons at Texas A&M Commerce, redshirting in 2021 and lettering in 2022 ... Played in one game in 2021, nine in 2022 and three in 2023 ... team averaged nearly 400 yards of offense and scored just under 28 points a game during the 2022 season.

High School: Lettered at Cooperas Cove High School where he was named the Bulldawgs' lineman of the year.

Personal: Birthday is August 19, 2002 ... majoring in liberal arts.



Tirek Austin-Cave Linebacker

6-1 | 220 | Sr* | Tr
Pennsauken, N.J.
West Virginia/Miami (FL)/Camden HS

West Virginia: Played two seasons, playing in 2022 and 2023, playing 12 games total ... recorded four tackles, including a half-tackle for a loss ... has two tackles and a half-tackle for loss against Cincinnati.

Miami: Played two seasons at Miami (Fl.), playing 17 games over his two seasons ... recorded 12 tackles over his two seasons ... had seven tackles in nine games in 2020 with a career-high three tackles at Duke ... had five tackles over eight games played in 2021 ... had a pair of tackles against Central Connecticut and Virginia Tech.

High School: Played for coach Dwain Savage at Camden High ... recorded 148 tackles, 11 sacks, two interceptions, two forced fumbles, two fumble recoveries and a blocked punt as a senior ... was also a Butkus Award nominee and earned first team all-conference, first team All-South Jersey and all-state first team honors ... led Camden to an appearance in the New Jersey Central Group 2 state championship game.

Personal: Parents are Nigel Cave and Jennifer Austin ... birthday is September 15, 2001 ... majoring in liberal arts.



Malik Aliane Offensive Line

6-1 | 330 | So | JC
Rouen, France
New Mexico Military Institute/LR Leopards de Rouen

NMMI: Played two seasons at New Mexico Military Institute, redshirting in 2022 and playing in seven games in 2023 ... blocked for an offense that averaged nearly 400 yards a game and averaged 30.2 points per game.

High School: Learned the game of football playing for LR Leopards de Rouen in France, where he earned a scholarship to NMMI.

Personal: Birthday is March 16, 2003 ... majoring in liberal arts.

Tirek Austin-Cave Career Statistics

Year	GP	UA	Asst	Tcks	TFLs-Yds	Sks-Yds	PBU	INT-Yds	FF	FR-Yds
2020 (UM)	9	2	5	7	0.0-0	0.0-0	0	0-0	0	0-0
2021 (UM)	8	4	1	5	0.0-0	0.0-0	0	0-0	0	0-0
2022 (WV)	10	0	1	1	0.0-0	0.0-0	0	0-0	0	0-0
2023 (WV)	3	0	3	3	0.5-1	0.0-0	0	0-0	0	0-0
Totals	30	6	10	16	0.5-1	0.0-0	0	0-0	0	0-0

Career Highs: Tackles - 3 at Duke, 12/5/20; TFLs - 0.5 at Oklahoma 11/11/23.



Bobby Arnold III Safety

5-9 | 179 | So | JC
Newark, Del.
Dodge City CC/Salem [NJ] HS

Dodge City CC: Played two seasons, playing in 19 games over two seasons ... recorded 49 tackles, 5.0 TFLs for 20 yards, 1.0 sacks for 10 yards, three interceptions, a pass breakup, two forced fumbles, a fumble recovery and two blocked kicks ... returned the three interceptions for 142 yards including two touchdowns ... averaged 33.0 yards on kick returns with a long of 72 ... had two interceptions and 33 tackles with a PBU in 2022 as a freshman.

High School: Lettered at Salem High School.

Personal: Birthday is April 3, 2003 ... majoring in liberal arts.



Noah Avinger Cornerback

6-0 | 186 | Jr | Tr
Cerritos, Calif.
San Diego State/Servite HS

San Diego State: Played in 25 games with eight starts in 2021 and 2022 before redshirting in 2023 ... was named preseason All-MW by Athlon in 2022 and he recorded 36 tackles 1.5 for loss, forced fumble, an interception, and three pass breakups ... as a true freshman had 15 tackles (10 solo), 0.5 tackles for loss, an interception, a fumble recovery and two pass breakups and started the opener, a first for an SDSU corner since 2009.



High School: Was a two-time all-state selection and two-time all-Trinity League pickat Servite High School.

Personal: Birthday is September 28, 2001 ... majoring in liberal arts.

Noah Avinger Career Statistics

Year	GP	UA	Asst	Tcks	TFLs-Yds	Sks-Yds	PBU	INT-Yds	FF	FR-Yds
2021 (SDSU)	12	10	5	15	0.5-1	0.0-0	2	0-0	0	1-0
2022 (SDSU)	13	25	11	36	1.5-5	0.0-0	3	1-0	1	1-0
Totals	25	35	16	51	2.0-6	0.0-0	5	1-0	1	2-0

Career Highs: Tackles - 8 vs Arizona, 9/3/22; TFLs - 1.0 at Nevada 10/22/23; PBUs, 1 vs. Towson 9/25/22; 1 vs. Nevada 11/13/22; 1 vs. Arizona 9/3/23, 1 at Nevada 10/22/23; 1 vs. UNLV 11/5/23; INTs - 1 at Fresno State, 10/29/23; Forced Fumbles - 1 vs. UNLV, 11/5/23; Fumble Recoveries - 1 at Air Force 10/23/22; 1 vs. UNLV, 11/5/23.



Ishmael Az-Zahir

Cornerback

6-2 | 190 | Sr& | Tr
Slidell La.
TCU/Missouri/Slidell HS

&Utilizing his super senior season due to COVID

TCU: Played two seasons at TCU, playing in five games total ... in 2023 he missed the first five games before playing in three straight, recording six tackles ... had a career-high tying three tackles against BYU with a pass break up ... missed the final four games ... in 2022 he played in the first two games of the season, recording three tackles before missing the final 13 games.

Missouri: Played three seasons at Missouri ... in 2021 he played in five games, recording seven tackles and at least one in every game ... had a career-high tying three tackles against North Texas ... In 2020 he played in a career-best eight games with a career-best nine tackles and three PBUs ... had a career-best three tackles against Georgia ... broke up a pair of passes against LSU ...also had a PBU against Tennessee ... played just one game in 2019 for Missouri.

High School: Lettered in football at Slidell High School where he was the four-star recruit by both ESPN and 247Sports.com ... top-ranked safety prospect in the state of Louisiana ... made 48 tackles (35 solo) from his safety spot as a senior, adding a pair of interceptions ... posted 36 tackles (26 solo) with four interceptions as a junior in 2017 ... also returned kicks and punts as one of the team's most dynamic players with the ball in his hands, tallying a kick return touchdown in both his senior and junior seasons ... first-team all-district defensive back as a junior ...was the nation's No. 32 safety prospect according to ESPN and ranked No. 35 nationally at safety by 247Sports.com ... Rivals.com listed him as a three-star prospect.

Personal: Full name is Ishmael Az-Zahir Burdine, and played under his last name Burdine at both TCU and Missouri ... birthday is September 26, 2000 ... graduated from TCU and is now majoring in liberal arts.

Ishmael Az-Zahir Career Statistics

Year	GP	UA	Asst	Tcks	TFLs-Yds	Sks-Yds	PBU	INT-Yds	FF	FR-Yds
2019 (MU)	1	0	1	1	0.0-0	0.0-0	0	0-0	0	0-0
2020 (UM)	8	8	1	9	0.0-0	0.0-0	3	0-0	0	0-0
2021 (UM)	7	6	1	7	0.0-0	0.0-0	0	0-0	0	0-0
2022 (TCU)	2	2	1	3	0.0-0	0.0-0	0	0-0	0	0-0
2023 (TCU)	3	5	1	6	0.0-0	0.0-0	1	0-0	0	0-0
Totals	21	21	5	26	0.0-0	0.0-0	4	0-0	0	0-0

Career Highs: Tackles - 3 at Georgia, 12/12/20; 3 vs. North Texas 10/9/21; 3 vs. BYU, 10/14/23; PBUs - 2 vs. LSU, 10/10/20



James Bailey

Offensive Line

6-3 | 315 | So | Tr
Katy, Texas
Texas A&M/Paetow HS

Texas A&M: Played two seasons at Texas A&M, redshirting in 2022 and then not seeing game action.

High School: Lettered at Paetow High School where he helped Paetow to a 2021 state championship ... earned First Team All-State in Class 5A as a senior, a season in which he was also a team captain ... Paetow rushed for over 4,000 yard his senior season.

Personal: Birthday is August 4, 2004 ... majoring in liberal arts and integrative studies.



Baraka Beckett

Offensive Line

6-4 | 340 | Sr& | Tr
Pacific Palisades, Calif.
Campbell/UCLA/Palisades Charter HS

&Utilizing his super senior season due to COVID.

Campbell: Was a starter for Campbell in 2023, playing for current UNM offensive line coach Famika Anae.

UCLA: Spent five seasons with the UCLA program from 2018-2022 ... sat out the 2022 season at UCLA, earning his degree, but played in the seasons prior, including starting the 2021 opener against Hawai'i ... that was his only career game for UCLA.

High School: Lettered at Pacific Palisades and in his senior season he was credited with 35 tackles, 9.5 TFLs and 2.0 sacks ... returned two fumbles for TDs and was named to the Fox Sports/SoCal Prep Insider All-City All-American game.

Personal: Birthday is February 2, 2000 ... majoring in liberal arts.



De'Jon Benton

Defensive Line

6-2 | 260 | Sr& | Tr
Pittsburg, Calif.
USC/Pittsburg HS

&Utilizing his super senior season due to COVID

USC: Played in 35 games over a five-year career at USC, recording 32 tackles, 6.5 TFLs and QB Hurry ... played in nine games as a senior with 12 tackles, 5.0 TFLs for 20 yards and 1.5 sacks for 12 yards ... recorded 14 tackles with 1.5 TFLs as he played in all 13 games for USC in 2022 ... played in eight games in 2021, recording three tackles ... saw action in just one game in 2020, and redshirted after playing in four games in 2019, recording three tackles.

High School: Lettered on the OL and DL at Pittsburgh High School, being named 2018 PrepStar All-Western Region ... as a senior he had 43 tackles, including 11 for losses (with 2 sacks), plus a forced fumble and a pass break up.

Personal: Birthday is February 21, 2001 ... earned his degree at USC and is majoring in liberal arts at UNM.

De'Jon Benton Career Statistics

Year	GP	UA	Asst	Tcks	TFLs-Yds	SkS-Yds	PBU	INT-Yds	FF	FR-Yds
2019 (USC)	4	0	3	3	1.0-1	0.0-0	0	0-0	0	0-0
2020 (USC)	1	0	0	0	0.0-0	0.0-0	0	0-0	0	0-0
2021 (USC)	8	1	2	3	0.0-0	0.0-0	0	0-0	0	0-0
2022 (USC)	13	7	7	14	1.5-1	0.0-0	0	0-0	0	0-0
2023 (USC)	9	8	4	12	5.0-20	2.0-12	0	0-0	0	0-0
Totals	35	16	16	32	7.5-22	2.0-12	0	0-0	0	0-0

Career Highs: Tackles - 5 vs. Rice, 9/3/22; TFLs - 1.5 at Colorado, 9/30/23; Sacks - 1.0 vs. Nevada 9/2/23; 1.0 at Colorado, 9/30/23.



Niko Bohler

Linebacker

6-2 | 210 | Jr | JC#
Concord, Calif.
Diablo Valley CC/Clayton Valley Charter

Diablo Valley JC: Lettered for two seasons at Diablo Valley College ... in his two seasons, he recorded 85 total tackles with 16.5 TFLs and 7.5 sacks ... in 2023 as a sophomore, he recorded 52 tackles, 11.0 TFLs and 5.0 sacks ... had a career-high eight tackles with 2.0 TFLs and 1.0 sacks against Butte ... in his final game at Diablo he had a career-best 3.5 TFLs and 1.5 sacks against San Joaquin ... as a freshman, he also had eight tackles against Laney.

High School: Lettered in both football and track and field at Clayton Valley Charter High School.

Personal: Birthday is September 15, 2003 ... majoring in liberal arts and integrative studies.



Devin Brandt-Epps

Defensive Line

6-3 | 303 | Sr& | Tr
Muskogee, Okla.
Old Dominion/Hilldale HS

&Utilizing his super senior season due to COVID

Old Dominion: Played three seasons for Old Dominion and one at Northeastern Oklahoma A&M ... at ODU, he played in 32 games, recording 85 tackles, 11.5 TFLs for 30 yards, 3.0 sacks for 15 yards, four PBUs, one fumble recovery and one blocked kick ... in his lone season at Northeastern Oklahoma A&M he was fifth on the team with 30 tackles, leading with 8.5 TFLs.

High School: Played on both sides of the line at Hilldale High School.

Personal: Birthday is November 28, 2001 ... majoring in liberal arts and integrated studies.

Devin Brandt-Epps Career Statistics

Year	GP	UA	Asst	Tcks	TFLs-Yds	SkS-Yds	PBU	INT-Yds	FF	FR-Yds
2021 (ODU)	13	10	21	31	5.0-10	0.0-0	1	0-0	0	0-0
2022 (ODU)	9	8	26	34	5.5-18	3.0-15	1	0-0	0	0-0
2023 (ODU)	9	4	15	19	0.0-0	0.0-0	2	0-0	0	0-0
Totals	31	22	62	84	10.5-28	3.0-15	4	0-0	0	0-0

Career Highs: Tackles - 8 vs. Tulsa, 12/20/21; 8 vs. Marshall 11/5/22; TFLs - 2.0 vs. Arkansas State, 9/24/22; Sacks - 1.5 vs. Arkansas State, 9/24/22; PBUs - 2 vs. Wake Forest 9/16/23.



Colby Brewer

Linebacker

6-4 | 233 | Fr | HS#
Lynchburg, Va.
Brookville HS

The oldest position player in the FBS.

High School: Lettered in soccer at Brookville High School, graduating in 2015 ... went from high school to the U.S. Navy, where he served from 2015-24 as an EOD (Explosive Ordnance Disposal) technician, where he disarmed bombs and IEDs.

Personal: Birthday is May 30, 1995 ... majoring in business administration.



Elijah Brody
Wide Receiver

6-3 | 191 | Fr | HS#
Albuquerque, N.M.
West Mesa HS

High School: Lettered in football at West Mesa High School ... played quarterback ... as a senior he threw for 1,563 yards and ran for 1,772 over 11 games, accounting for 42 touchdowns ... he had 17 passing touchdowns and 25 rushing ... named Second Team All-State by the NMAA ... as a junior he was named the Albuquerque Journal Player of the Year after throwing for 2,454 yards and also totaling 44 touchdowns – 29 passing, 15 rushing – in 10 games. In a game against Class 6A finalist La Cueva, Brody had a hand in all nine West Mesa touchdowns in an 89-62 loss ... also lettered in basketball where he was the District 2-5A player of the year averaging 17.4 points, seven rebounds and three assists in earning first-team all-state.

Personal: Father Landrick Brody played at UNM from 2000-04 as a running back ... birthday is March 27, 2006 ... majoring in business administration.



Mateo Contreras
Wide Receiver

6-2 | 158 | Fr | HS#
Las Vegas, N.M.
Robertson HS

High School: Lettered in football, basketball and track and field at Robertson High School ... was named First Team All-State by the NMAA at both slot receiver and linebacker ... named Northstar Male Athlete of the Year by the Santa Fe New Mexican for 2023-24 ... played slot receiver but also rushed the ball, and returned kickoffs and punts ... was also a career double-figure scorer in basketball and ran a leg of the class 3A 400m Relay, winning a state title at the 2024 NMAA State Track and Field Championships.

Personal: Birthday is April 3, 2006 ... is undecided on a major.



Ryan Cook
QB/Athlete

6-0 | 176 | Jr | Tr
Albuquerque, N.M.
**South Dakota School of Mines/
La Cueva HS**

South Dakota School of Mines: Played two seasons at South Dakota School of Mines, redshirting in 2021 and playing in one game in 2022.

High School: Lettered in football at La Cueva High School ... was a team captain but lost his entire season due to the COVID-19 pandemic.

Pandemic: Birthday is June 2, 2003 ... majoring in exercise science.



Devin Costello
Cornerback

5-10 | 168 | Fr | HS#
Kingston, N.Y.
IMG/Arch Bishop Stepinac

High School: Played his final season at IMG Academy, helping IMG to a national title ... had 14 PBU's and five interceptions in his final season, not allowing a touchdown pass ... overall in three years had 11 interceptions.

Personal: Birthday is July 28, 2005 ... majoring in physical education.



Terrell Davis
Wide Receiver

6-1 | 176 | Fr | HS
Minneapolis, Minn.
Friedley HS

High School: Lettered in football at Friedley High School, helping them to a 4A state title in 2019 ... was also a kick returner where he had two 100-yard kickoff return touchdowns ... played receiver as well as defensive back ... also lettered in basketball ... graduated in 2021.

Personal: Birthday is January 20, 2003 ... majoring in business administration.



Kader Diop
Wide Receiver

6-0 | 184 | Jr* | JC
Minneapolis, Minn.
**San Diego Mesa CC/Southwestern Col-
lege/Concordia/ Minneapolis South HS**

San Diego Mesa: Lettered for one season at San Diego Mesa in 2023 ... he led the team with 38 catches, 641 receiving yards and seven touchdowns ... also averaged 28.5 yards per kickoff return with a long of 57 yards ... caught a career-best seven passes against Saddleback College for 70 yards ... totaled a career-best 130 yards receiving on four grabs including a 72-yard touchdown ... had two catches in a season opening win against San Bernardino Valley, a 7-yard TD and a 48-yard TD.

Southwestern College: Lettered at Southwestern for one season in 2022 ... led the team in receiving with 35 receptions ... was tied for first with five touchdowns and was second in yards with 486 ... caught at least four passes in seven of his 10 games ... had four catches for 100 yards and two touchdowns in the opener against Grossmont ... had four grabs for a season-high 101 yards, including a 73-yard touchdown against San Bernardino Valley ... followed that up with four catches for 93 yards against San Diego Mesa ... had a season-best five grabs against Palomar.

Concordia: Redshirted his only season in 2021.

High School: Lettered in football for three seasons at Minneapolis South ... was team captain his senior season ... named All-Minneapolis City Conference as a senior.

Personal: Birthday is September 25, 2003 ... majoring in liberal arts and integrative studies.



Jackson Epes

Tight End

6-3 | 180 | Sr& | Tr
Garland, Texas
Valdosta State/Austin College/
Bishop Lynch HS

Valdosta State: Played two seasons at Valdosta State, seeing action in one game in 2023.

Austin College: Played three seasons at Austin College, redshirting in 2019 and then playing in 2020 and 2021 ... played just two games in the COVID 2020 season, catching three passes for 32 yards ... in 2021, he played in nine games with six receptions for 35 yards.

High School: Lettered in football at Bishop Lynch High School ... also lettered as an outfielder in baseball and a guard in basketball.

Personal: Birthday is December 20, 2000 ... is in graduate school majoring in project management.



Emery Floyd

Quarterback

6-2 | 194 | Jr | JC#
Tampa, Fla.
College of the Canyons/Antelope Valley JC/Wharton HS

College of the Canyons: Lettered one season at College of the Canyons ... was 121-for-238 passing (50.8%) for 1,917 yards and 12 touchdowns against just four interceptions ... had a long completion of 77 yards ... rushed for 475 yards on 129 carries with 10 touchdowns with a long rush of 44 yards ... threw for a career-high 384 yards on 20-for-36 passing with a pair of touchdowns against Allen Hancock ... also run for 56 yards and two other scores ... that game started a string of four straight games with multiple touchdown passes ... had two touchdowns and 252 yards against Bakersfield ... had his best game rushing with 136 yards on just 14 carries against Ventura, combining that with 193 yards passing and two touchdowns on 14-of-19 throwing.

Antelope Valley: Lettered one season at Antelope Valley, playing in seven games, throwing for 152 yards and two touchdowns on 6-of-15 passing ... also rushed for 28 yards on 12 carries.

High School: Lettered in football and track at Wharton High School ... along with playing quarterback, he also played safety.

Personal: Birthday is September 22, 2002 ... majoring in liberal arts and integrative studies.



Melaki Gutierrez

Cornerback

6-0 | 153 | Fr | HS#
Los Alamos, N.M.
Los Alamos HS

High School: Lettered in football and track & field at Los Alamos High School ... recorded 87 tackles, 5.0 TFLs and three interceptions ... on offense, he caught 71 passes for 1,096 yards and 14 touchdowns ... he also rushed 15 times for 228 yards and five touchdowns ... was named First Team All-State by the NMAA as both a defensive back and as a receiver in 2023 ... was also named Second Team All-State by the NMAA in 2022 ... is a three-time 100-meter and 200-meter state champion in New Mexico.

Personal: Birthday is June 28, 2005 ... is undecided on a major.



Elvin Harris

Offensive Line

6-7 | 314 | Fr | Tr
Hollywood, Fla.
Campbell/Chaminade Prep

Campbell: Redshirted in his only season at Campbell, seeing action in just one game ... played for current UNM offensive line coach Famika Anae.

High School: Lettered at Chaminade Prep where he was a Max Prep Freshman All-American and a twice was Second Team All-County ... also lettered in track, competing in the shot.

Personal: Birthday is January 25, 2005 ... majoring in liberal arts and integrated studies.



Antoino Harris, Jr.

Edge

6-3 | 253 | Sr& | Tr
Chicago, Ill.
Indiana State/Iowa Central CC/
Morton West HS

& Using his super senior season available due to COVID

Indiana State: Played two seasons at Indiana State, playing in 20 games with 22 tackles, 5.5 TFLs for 46 yards, 3.5 sacks for 27 yards and five PBUs ... in 2022 he recorded five tackles over nine games with two PBUs ... had a season-best three tackles against Purdue, and had two tackles against North Dakota ... had PBUs against North Alabama and Western Illinois ... in 2023, he recorded 17 tackles in 11 games ... had a career-best four tackles in back-to-back games, against Ball State and Murray State ... against Murray State had 2.0 TFLs for 14 yards including a sack for six yards ... had a TFL for 11 yards against Murray State ... had one tackle against South Dakota, but it was a nine-yard sack ... also had a nine-yard sack, part of a two-tackle game against Southern Illinois ... had a pair of pass breakups against North Dakota ... also had a PBU against Western Illinois.



Iowa Central CC: Posted 24 tackles, six sacks, and a forced fumble over two seasons at Iowa Central ... in 2020, he played in six games, recording nine tackles and 2.5 sacks, along with a forced fumble ... in 2021, he recorded 15 tackles in nine games with 3.5 sacks and three PBUs.

High School: Lettered in football at Morton West High School ... recorded 45 tackles, 17 tackles for loss, and seven sacks.

Personal: Mother is Lorette Cooper ... birthday is October 8, 2001 ... is majoring in liberal arts and integrated studies.

Antoineo Harris, Jr. Career Statistics

Year	GP	UA	Asst	Tcks	TFLs-Yds	SkS-Yds	PBU	INT-Yds	FF	FR-Yds
2022 (ISU)	9	3	2	5	0.0-0	0.0-0	2	0-0	0	0-0
2023 (ISU)	11	9	8	17	5.5-46	3.5-27	3	0-0	0	0-0
Totals	20	12	10	22	5.5-46	3.5-27	5	0-0	0	0-0

Career Highs: Tackles - 4 at Ball State, 9/16/23; 4 at Murray State, 9/30/23; TFLs - 2.0 at Ball State, 9/16/23; Sacks - 1.0 at Ball State, 9/16/23; 1.0 vs. South Dakota 10/21/23; 1/0 at Southern Illinois 11/18/23; PBUs - 2 at North Dakota, 10/28/23.



Hyrum Hatch Long Snapper

6-0 | 196 | Fr | JC
Buffalo, Wyo.
Snow College/Buffalo HS

Snow College: Played one season at Snow College.

High School: Lettered in football at Buffalo High School.

Personal: Birthday is March 8, 2003 ... majoring in exercise science.



Javen Jacobs Running Back

5-9 | 190 | So | Tr
Chandler, Ariz.
Arizona State/Saguaro HS

Arizona State: Played two seasons at Arizona State, playing as a true freshman in 2022 and then redshirting after playing four games in 2023 ... overall he playing in 15 games, rushing three times for eight yards ... mostly saw action on special teams ... returned nine punts and six kickoffs over his two seasons.

High School: Lettered at Saguaro in football and baseball, and as a senior he finished with 1,222 total yards and 18 TDs ... was the 5A Player of the Year, 5A All Conference, First Team WR, First Team Punt Returner, and Offensive Player of the Year ... was one of five finalists for the 2021 Ed Doherty Award for top player in the state of Arizona ... also played baseball.

Personal: Birthday is September 21, 2003 ... majoring in communications.

Javen Jacobs Career Statistics

Year	GP	Att	Yards	TD	Long	Rec	Yards	TD	Long
2022 (ASU)	11	0	0	0	0	0	0	0	0
2023 (ASU)	4	3	8	0	5	0	0	0	0
Totals	15	3	8	0	5	0	0	0	0

Career Highs - Rushing: Carries - 3 at Utah, 11/4/23; Yards - 8 at Utah, 11/4/23; Long - 5 at Utah, 11/4/23.



Pierre Kemeni, Jr. Cornerback

6-1 | 211 | Sr* | JC
Milton, Ont., Can.
**Garden City CC/Texas State/
Ohio/Clarkston North HS**

*Has a super senior season available due to COVID.

Garden City CC: Lettered for one season at Garden City Community College in 2023 ... played in six games, recording 19 tackles, one interception and a pass breakup ... recorded a season-high seven tackles against Hutchinson Community College ... recorded six tackles against Snow College ... had two tackles and an interception against Ellsworth ... had three tackles and a PBU against Dodge City.

Texas State: Redshirted in his only season in 2022 at Texas State.

Ohio: Played two seasons at Ohio, the COVID 2020 season and 2021 ... played in all three of Ohio's games in 2020, recording no stats ... had 11 tackles in nine games in 2021 ... had a career-high four tackles against Central Michigan ... had two tackles against Syracuse and Northwestern ... had single tackles against Duquesne, Buffalo, and Kent State ... also had a pass breakup against Duquesne.

High School: Lettered in football, soccer, basketball and track at Clarkson North High School ... was team captain at Clarkson, earning the Coaches Award.

Personal: Parents are Pierre and Annick Kemeni ... birthday is September 20, 2001 ... majoring in liberal arts and integrated studies.

Pierre Kemeni, Jr. Career Statistics

Year	GP	UA	Asst	Tcks	TFLs-Yds	SkS-Yds	PBU	INT-Yds	FF	FR-Yds
2020 (OH)	3	0	0	0	0.0-0	0.0-0	0	0-0	0	0-0
2021 (OH)	9	8	3	11	0.0-0	0.0-0	1	0-0	0	0-0
2022 (TSU)	0	0	0	0	0.0-0	0.0-0	0	0-0	0	0-0
Totals	12	8	3	11	0.0-0	0.0-0	1	0-0	0	0-0

Career Highs: Tackles - 4 vs. Central Michigan, 10/9/23; PBUs - 1 vs. Duquesne, 9/11/23.



Randolph Kpai Linebacker

6-3 | 221 | Jr | Tr

Sioux Falls, S.D.
Nebraska/Washington HS

Nebraska: Spent three seasons at Nebraska, redshirting in 2021 and then serving as a squad member in 2022 and 2023 ... did not see any game action.

High School: Lettered in football at Washington High School ... consensus top prospect in South Dakota and ranked as a four-star recruit in the 247Sports Composite rankings, which tabbed Kpai as the nation's No. 15 outside linebacker recruit and No. 253 overall prospect ... earned second-team All-America honors from Sports Illustrated as a senior ... finished his prep career with 218 tackles, 30 tackles for loss, 10 sacks, two forced fumbles and three fumble recoveries, according to the Argus Leader ... named to the Argus Leader Elite 45 team as both a junior and a senior ... made 79 tackles with 9.5 tackles for loss, four sacks and two forced fumbles as a senior ... as a junior, he recorded 63 tackles, 12.5 tackles for loss, three sacks and two fumble recoveries ... as a sophomore, Kpai helped Washington finish as the state runner-up.

Personal: Parents are Eric and U-Tee Kpai ... birthday is February 1, 2003 ... majoring in secondary education.

adding 79 yards and a score on the ground ... finished the season with back-to-back 300-yard games, throwing for 305 and two TDs against Nassau Community College and then 328 and a touchdown against Monroe ... as a freshman he was 35-for-75 passing for 516 yards and five TDs, and he rushed for 79 yards and another score.

New Haven: Redshirted his only season (2021).

High School: Lettered at Hamden High School, where he lost his senior season due to the COVID pandemic ... was team captain.

Personal: Birthday is September 13, 2002 ... majoring in liberal arts and ingrained studies.



Sol-Jay Maiava-Peters Linebacker

6-1 | 200 | Sr* | Tr

Sioux Falls, S.D.
Nebraska/Washington HS

*Has a super senior season available due to COVID

BYU: Played four seasons at BYU, from 2020-23, redshirting once ... became the first BYU quarterback to make and win his first career start in a bowl game, winning the 2022 New Mexico Bowl over SMU 24-23 ... rushed 14 times for 96 yards and a touchdown, and also went 7-for-12 passing for 47 yards in that game ... in his true freshman season, saw action against Navy and North Alabama.

High School: Lettered at St. John's College High School in Washington, D.C. where he played in the Polynesian Bowl, earning Offensive MVP honors ... was rated No. 23 dual-threat quarterback in the nation by 247Sports ... led St. John's to a 9-1 finish and No. 13 national ranking in 2018 ... at his previous school Kahuku High, he threw for 1,557 yards and 15 touchdowns as a sophomore ... started as freshman at Kahuku and led the Red Raiders to an 11-2 record and state runner-up finish.

Personal: Parents are Luaao and Rosemary Peters ... birthday is March 14, 2001 ... is undecided on a major.



Matthew Lashley Safety

6-0 | 169 | Fr | HS#

Las Cruces, N.M.
Las Cruces HS

High School: Lettered in football as both a quarterback and a defensive back at Las Cruces High School ... recorded 41 solo tackles, 40 assisted tackles and 11 pass breakups.

Personal: Birthday is March 28, 2005 ... majoring in criminology.



James Laubstein Quarterback

6-4 | 205 | Jr | TR

Bethany, Conn.
Sussex County/New Haven/
Hamden HS

Sussex County CC: Lettered two seasons at Sussex County, playing in six games on a part-time basis in 2022 and then nine in 2023 ... had his biggest role in 2023, playing in nine games, going 161-for-286 passing (56.3%) with 2,244 yards and 18 touchdowns against just four interceptions ... had a QB rating of 140.2 ... also run the ball 71 times for 388 yards and eight touchdowns with a long of 52 yards ... had five 300-yard passing games, including 303 with three touchdowns on 26-of-43 passing against Army Prep in a 27-14 win ... followed that up with a 301-yard performance through the air on 18-of-34 passing in a 38-7 win over Williams School of the Trades ... added 109 yards rushing on 10 carries with three touchdowns in that game ... threw for 196 and ran for 126 against Thaddeus Stevens ... had three touchdowns and 319 yards passing against Hocking in a 38-26 win,

Sol-Jay Maiava-Peters Career Statistics

Year	GP	Att	Yards	TD	Long	Rec	Yards	TD	Long
2020 (BYU)	2	0	0	0	0	0	0	0	0
2022 (BYU)	1	14	96	1	17	0	0	0	0
Totals	3	14	96	1	17	0	0	0	0

Career Highs - Rushing: Carries - 14 vs SMU, 12/17/22; Yards - 96 vs SMU, 12/17/22; TDs - 1 vs SMU, 12/17/22; Long - 17 vs SMU, 12/17/22

Career Highs - Passing: Attempts - 12 vs SMU, 12/17/22; Completions - 7 vs SMU, 12/17/22; Yards - 47 vs SMU, 12/17/22; Long - 27 vs SMU, 12/17/22.



Javier Marquez

Offensive Line

6-5 | 280 | Fr | HS#
Albuquerque, N.M.
West Mesa HS

High School: Lettered in football at West Mesa High School ... was named Honorable Mention All-State by the NMAA.

Personal: Birthday is January 20, 2006 ... majoring in business administration.



D'Sean Martinez

Cornerback

5-11 | 180 | So | HS
Hernandez, N.M.
Pojaque Valley HS

New Mexico Highlands: Was a part of the NMHU program in 2022, but transferred to UNM, where he served as a manager during the 2023 season.

High School: Lettered in football and track at Pojaque Valley High School ... played as a receiver and defensive back.

Personal: Birthday is September 21, 2003 ... majoring in liberal arts and integrated studies.



D'Angelo Mayes

Wide Receiver

6-2 | 172 | Fr | HS#
Syracuse, Utah
Syracuse HS

High School: Lettered in football at Syracuse High School ... also lettered track as well, running sprints ... played receiver and kickoff return ... as a senior he caught 85 passes for 1,086 yards with 15 receiving touchdowns, and scored 18 all told ... caught 38 passes for 559 yards and five touchdowns as a junior at Syracuse ... averaged 28.8 on kickoff returns and 14.1 on punt returns ... also ran track, running 10.95 in the 100-meter and a 22.06 in the 200-meter ... was named first team all-region in football.

Personal: Birthday is February 12, 2006 ... is undecided on a major.



Hyrum McCarter

Edge

6-3 | 237 | Fr | HS#
San Antonio, Texas
Pieper HS

High School: Lettered in football at Pieper High School ... also played rugby and participated in wrestling ... was named all-district in both.

Personal: Birthday is September 5, 2006 ... majoring in economics.



Adrian Melesio

Kicker

5-10 | 200 | Jr | JC
Patterson, Calif.
Delta JC/Modesto JC/Patterson HS

Delta JC: Lettered for two seasons at Delta Junior College, in 2022 and 2023 ... played in 19 career games, going 8-for-15 on field goals and 25 for 30 on extra points ... had a long field goal of 38 yards.

Modesto JC: Saw action in one game as a true freshman in 2021, earning a red-shirt.

High School: Lettered for three seasons at Patterson High School ... was 23-for-35 on field goals in his career with a career-long 54 yarder as a senior ... was 94-for-95 on extra points, including a perfect 56-for-56 as a junior, part of a 98-point season ... as a senior had 22 kickoffs on 41 boots ... also averaged 37.0 yards on seven punts with a long of 49 yards and three inside the 20.

Personal: Birthday is September 19, 2003 ... majoring in exercise science.



Shawn Miller

Wide Receiver

6-2 | 194 | So | Tr
Chandler, Ariz.
Illinois/IMG/Saguaro HS

Illinois: Played two seasons at Illinois, redshirting in 2022 and playing in six games in 2023 without recording a catch.

High School: Lettered at both IMG and Saguaro High School ... helped IMG to the 2020 national title ... helped Saguaro High School to the 2018 state title ... was a member of the Honor Roll for four years.

Personal: Birthday is January 7, 2003 ... majoring in communications.

Shawn Miller Career Statistics

Year	GP	Rec	Yards	TD	Long	Att	Yards	TD	Long
2023 (Ill)	6	0	0	0	0	0	0	0	0
Totals	6	0	0	0	0	0	0	0	0



Okiki Olorunfunmi

Edge

6-6 | 252 | Sr & | Tr
Clovis, Calif.
Weber State/Reedley JC/Clovis North HS

&Utilizing his super senior season available due to COVID but can apply for a previous medical hardship year.

Weber State: Played four seasons at Weber State, playing from 2020-23, redshirting 2022 ... overall played in 19 games with 25 tackles, 5.5 tackles for loss, 3.0 sacks and three pass breakups ... played three games in the 2020 season, which for Weber State was played in the spring of 2021 ... recorded six tackles, 1.5 TFLs and 1.0 sacks ... had a season-best four tackles and a sack against Idaho State ... in 2021 had 11 tackles in 11 games ... added 3.0 TFLs and 1.0 sacks ... also had a pass breakup ... had a season-high three tackles, 2.0 for losses against Northern Colorado ... played in three games in 2022, earning an official redshirt, recording five tackles ... played in the first two games of 2023 with three tackles.

Reedley JC: Played one season at Reedley Junior College and earned all-conference honors in 2019 ... recorded 18 tackles with 5.5 sacks during the season ... had a season-high four sacks against Monterey Peninsula.

High School: Lettered in football and track at Clovis North High School.

Personal: Mother is Mercillina Olorunfunmi ... older brother Bolu was a running back at UCLA from 2015-18 ... birthday is August 29, 2001 ... earned his degree at Weber State and is working on a master's at UNM.

Okiki Olorunfunmi Career Statistics

Year	GP	UA	Asst	Tcks	TFLs-Yds	Sk-Yds	PBU	INT-Yds	FF	FR-Yds
2020 (WSU)	3	4	2	6	1.5-9	1.0-9	1	0-0	0	0-0
2021 (WSU)	11	7	4	11	3.0-8	1.0-6	1	0-0	0	0-0
2022 (WSU)	3	3	2	5	1.0-9	1.0-9	0	0-0	0	0-0
2023 (WSU)	2	1	2	3	0.0-0	0.0-0	1	0-0	0	0-0
Totals	19	15	10	25	5.5-26	3.0-24	3	0-0	0	0-0

Career Highs: Tackles - 4 vs. Idaho State, 3/27/21; TFLs - 2.0 vs. Northern Colorado, 11/20/21; Sacks - 1.0 vs. Idaho State, 3/27/21; 1.0 at Montana State, 12/3/21; PBUs - 1 at Southern Utah, 4/3/21; 1 at South Utah, 11/13/21; 1 vs. Central Washington, 8/31/23.



Lajuan Owens

Offensive Line

6-5 | 335 | Fr | Tr
Keller, Texas
Tulane/Fossil Ridge HS

Tulane: Redshirted.

High School: Lettered in football at Fossil Ridge High School ... played both offensive tackle and defensive tackle ... earned first team All-District honors as a senior and second team recognition during his junior season ... also lettered in track and field for Fossil Ridge, where he threw the shot put and discus.

Personal: Birthday is December 31, 2004 ... majoring in liberal arts and integrated studies.



Richard Pearce

Offensive Line

6-2 | 320 | Jr | Tr
Hueytown, Ala.
East Carolina/Hueytown HS

East Carolina: Played two seasons at East Carolina (2022-23) and redshirted a third (2021) ... played 23 games with three starts over two seasons, and also was on the field goal/PAT protect units ... earned starts against Appalachian State, Marshall and Michigan.

High School: Lettered in football at Hueytown High School for four years, starting two.

Personal: Birthday is October 4, 2002 ... majoring in liberal arts and integrated studies.



Josh Perry

Running Back

5-11 | 202 | Fr | HS#
Rio Rancho, N.M.
Cleveland HS

High School: Lettered in football at Cleveland, where he led the Storm to a 2022 state 6A title ... played in 13 games as a senior, rushing for 2,007 yards on 234 attempts, an 8.6 yard per carry average ... scored 32 rushing touchdowns ... also caught 13 passes for 103 yards ... was named first team all-state by the NMAA.

Personal: Birthday is September 3, 2004 ... majoring in exercise science.



Keith Reddix

Cornerback

6-1 | 174 | Fr | HS#
Colorado Springs, Colo.
Sand Creek HS

High School: Lettered in football and track and field at Sand Creek High School.

Personal: Birthday is June 13, 2005 ... majoring in computer engineering.



Nico Rivera

Offensive Line

6-2 | 275 | Fr | HS#
Long Beach, Calif.
St. Anthony HS

High School: Lettered in football at St. Anthony High School ... was named first team all-league as a senior.

Personal: Birthday is August 16, 2006 ... majoring in business administration.



Naquari Rogers

Running Back

5-11 | 209 | Jr | Tr#
Virginia Beach, Va.
Campbell/Portsmouth Christian HS

Campbell: Lettered two seasons at Campbell University, playing in 2022 and 2023 ... overall played in 17 career games with 829 yards on 185 carries and 10 rushing touchdowns ... has 25 career receptions for 224 yards and a touchdown ... in 2023 as a sophomore he rushed 99 times for 478 yards and six touchdowns with a long of 32 yards ... also caught 11 passes for 112 yards with a long of 33 ... had a career-game of 152 yards rushing with three touchdowns on 21 carries, adding a 24-yard reception, against Monmouth ... had 90 yards on 29 carries with a touchdown and three catches for 52 yards against Hampton ... finished the year with a 64-yard effort on 13 carries against North Carolina A&T ... in 2022 he rushed for 351 yards on 86 carries with four touchdowns and a long of 35 yards ... added 14 catches for 112 yards and a touchdown ... had a touchdown rushing and a touchdown receiving, rushing for 68 yards against Bryant ... had a season-high of 78 yards rushing on just 11 carries with his first collegiate touchdown against North Carolina Central.

High School: Lettered in football at Portsmouth Christian, helping the Patriots to a state title.

Personal: Full name is NaQuari Shadavus Rogers ... parents are Rashad Rogers and Shawanda Stewart ... birthday is May 7, 2003 ... majoring in liberal arts and integrated studies.

Naquari Rogers Career Statistics

Year	GP	Att	Yards	TD	Long	Rec	Yards	TD	Long
2022 (CU)	9	86	351	4	35	13	107	1	22
2023 (CU)	8	99	475	6	32	11	112	0	33
Totals	17	185	826	10	35	24	219	1	33

Career Highs - Rushing: Carries - 29 at Hampton, 10/7/23; Yards - 152 at Monmouth, 9/16/23; TDs - 3 at Monmouth, 9/16/23; Long - 35 vs. N.C. Central, 10/1/22.

Career Highs - Receiving: Receptions - 5 vs. Elon 9/23/23; Yards - 52 at Hampton, 10/7/23; TDs - 1 at Bryant, 11/5/22; Long 33 at Hampton, 10/7/23.



Jahvante Royal

Cornerback

6-4 | 191 | Sr* | Tr
Miramar, Fla.
Pittsburgh/St. Thomas Aquinas

*Has a super senior season available to him due to COVID

Pitt: Saw action in 23 games over four years at Pitt ... played two games in 2020, six in 2021, four in 2022 (a season he redshirted) and 11 in 2023 ... recorded five tackles in his career ... had a career-high three tackles in 2021.

High School: Lettered in football at St. Thomas Aquinas ... played both defensive back and receiver ... as a senior went 14-0 and captured the Florida High School Athletic Association (FHSA) Class 7A championship ... the Raiders ranked No. 3 in the USA TODAY "Super 25" ... rated the nation's No. 19 safety by Rivals ... rated the nation's No. 26 "athlete" by ESPN ... rated one of the top 60 overall prospects in Florida by ESPN (No. 52) and Rivals (No. 60) ... Sun Sentinel Broward County Top 50 Prospects (No. 11).

Personal: Mother is Dorene Weir ... birthday is August 17, 2001 ... is one of nine children (four brothers and four sisters) ... majoring in liberal arts and integrated studies.

Jahvante Royal Career Statistics

Year	GP	UA	Asst	Tcks	TFLs-Yds	Skys-Yds	PBU	INT-Yds	FF	FR-Yds
2020 (PITT)	2	0	0	0	0.0-0	0.0-0	0	0-0	0	0-0
2021 (PITT)	6	1	2	3	0.0-0	1.0-0	0	0-0	0	0-0
2022 (PITT)	4	1	0	1	0.0-0	1.0-0	0	0-0	0	0-0
2023 (PITT)	11	0	1	1	0.0-0	0.0-0	0	0-0	0	0-0
Totals	19	15	10	25	5.5-26	3.0-24	3	0-0	0	0-0

Career Highs: Tackles - 1 vs. New Hampshire, 9/25/21; 1 at Duke, 11/6/21; 1 at Syracuse, 11/27/21; 1 vs. Rhode Island 9/24/22; 1 at Virginia Tech, 9/30/23.



Eli Sanders

Running Back

5-11 | 194 | Jr | Tr
Oceanside, Calif.
Iowa State/Chandler [AZ] HS

Iowa State: Lettered two seasons at Iowa State (2022 and 2023) and redshirted a third (2021) ... played in 21 games, rushing 158 times for 703 yards and four touchdowns with a long of 43 yards ... also caught 15 passes for 135 yards and a touchdown ... had his best season in 2023 rushing for 477 yards on 102 rushes with four touchdowns and he caught five passes for 43 yards with a touchdown ... had a career-high 99 yards against TCU on 16 carries with a touchdown ... had his first career touchdown against Oklahoma State, part of a 58-yard rushing day ... also caught two passes in the game ... had 90 yards on 14 carries against Baylor ... had back-to-back 57-yard rushing days with a touchdown against No. 22 Kansas and BYU ... in 2022 he finished off the season with 91 yards on just seven carries against TCU ... had a career-long 43-yard run ... twice had two receptions in a

game, catching two for 14 yards against Southeast Missouri State and two for 25 yards against Texas Tech ... played just four games in 2021, earning a redshirt ... had a career-high three catches against Iowa, gaining 41 yards.

High School: Lettered in football at Chandler High School in Arizona ... first team all-state selection in 2020 ... led team to a state title and perfect season (10-0) as a senior ... ran for 1,377 yards, averaging 7.5 yards per carry ... also had team-high 23 touchdowns ... finalist for the 2020 Ed Doherty Award ... grew up in California ... competed four seasons in Arizona, playing two years at Mountain Pointe before transferring to Chandler as a junior ... despite missing the first half of the season because of transfer rules, rushed for 643 yards and 10 touchdowns as a junior to lead team to state championship ... had 878 rushing yards and 11 total touchdowns as a sophomore ... member of a pair of 4X100 state champion relay teams (2019, 2021) ... four-star recruit by Rivals and a three-star by 247Sports ... ranked as the No. 32 running back nationally and seventh-best player in Arizona by Rivals ... picked as the No. 34 athlete nationally by 247Sports.

Personal: Birthday is February 19, 2003 ... majoring in liberal arts and integrated studies.

Eli Sanders Career Statistics

Year	GP	Att	Yards	TD	Long	Rec	Yards	TD	Long
2022 (ISU)	4	9	29	0	11	3	41	0	19
2022 (ISU)	8	47	197	0	43	7	51	0	15
2023 (ISU)	9	102	477	4	29	5	43	1	14
Totals	21	158	703	4	43	15	135	1	39

Career Highs - Rushing: Carries - 16 vs. TCU, 10/7/23; 16 at Cincinnati, 10/14/23; Yards - 99 vs. TCU, 10/7/23; TDs - 1 vs. Oklahoma State, 9/23/23; 1 vs. TCU, 10/7/23; 1 vs. Kansas, 11/4/23; 1 at BYU, 11/11/23; Long - 43 at TCU, 11/26/22.

Career Highs - Receiving: Receptions - 3 vs. Iowa, 9/11/21; Yards - 41 vs. Iowa, 9/11/21; TDs - 1 vs. Texas, 11/18/23; Long - 19 vs. Iowa, 9/11/21.



Griffin Schureman

Offensive Line

6-2 | 275 | Fr | Tr
Queen Creek, Ariz.
Queen Creek HS

Arizona State: Redshirted in his lone year at Arizona State in 2023.

High School: Lettered in football as both an offensive lineman and a defensive lineman.

Personal: Birthday is August 19, 2004 ... majoring in business administration.



Tevin Shaw
Offensive Line
6-6 | 320 | So | Tr
Houston, Texas
Houston/Manvel HS

Houston: Played two seasons at Houston, redshirting in 2022 and playing in 10 games in 2023 ... in 2023 played mostly on field goals and extra points ... played at right guard against Sam Houston State ... did not see any action in 2022.

High School: Lettered in football at Manvel High School ... unanimous all-district pick at left tackle ... was 10-5A-I First-Team All-District as a junior ... was a three-star prospect 247Sports.

Personal: Birthday is August 19, 2004 ... majoring in liberal arts and integrated studies.



Drew Speech
Cornerback
6-3 | 189 | Jr | JC
Hollister, Calif.
Monterrey Peninsula JC/San Benito HS

Monterrey Peninsula JC: Lettered in football and track & field at Monterey Peninsula from 2022-24 ... In 2023 played in 11 games for the 8-3 Lobos, recording 33 tackles (25 solo), 3.0 TFLs for seven yards, three pass breakups and two interceptions ... also returned two kickoffs and a punt ... both interceptions went for touchdowns, one for 60 yards and the other for 42 ... played in five games in 2022 with nine tackles (eight solo) and an interception ... also ran the 400 on the track team.

High School: Lettered in football at San Benito High School ... also lettered in track.

Personal: Birthday is April 5, 2004 ... majoring in liberal arts and integrative studies.



John Sierra Edge
6-2 | 221 | Fr | HS#
Las Cruces, N.M.
Centennial HS

High School: Lettered in football at Centennial High School ... had 65 tackles as a senior along with 3.5 sacks as an outside linebacker ... led Centennial to a 7-3 record and a perfect 5-0 district mark advancing to the 6A quarterfinals ... forced a fumble and recovered three as well as registering an interception ... was named First Team All-District as well as First Team All-State 6A by the NMAA ... named Second Team All-State by the NMAA as a senior.

Personal: Birthday is March 3, 2006 ... majoring in exercise science.



Blake Tabarraci
Linebacker
6-2 | 203 | Fr | HS#
Park City, Utah
Park City HS

High School: Lettered in football at Park City ... three-star recruit and ranked the No. 16 player out of Utah by 247Sports ... was named Honorable Mention 4A All-State by the Deseret News.

Personal: Parents are Rick and Lana Tabarracci ... father Rick played goalie in the NHL for 11 seasons with six teams, and also with Team Canada ... mother was Miss Canada 1995 and second runner-up for Miss Universe ... birthday is November 28, 2005 ... majoring in business administration.



Jawaun Singletary
Offensive Line
6-1 | 310 | Sr& | Tr
Houston, Texas
Grambling State/Navarro College/Westfield HS

&Utilizing his super senior season due to COVID.

Grambling State: Played two seasons at Grambling State.

Navarro College: Lettered for two seasons at Navarro College ... played in seven games his sophomore season.

High School: Lettered in football at Westfield High School.

Personal: Birthday is March 7, 2001 ... graduated at Grambling State and working on another degree at UNM.



Dominic Tatum

Safety

6-3 | 201 | Sr& | Tr
Culver City, Calif.
**Washington State/Utah State/
 Culver HS**

Washington State: Played just one season at Washington State, in 2023, playing in just the first two games with no stats.

Utah State: Played four seasons, including the COVID 2020 season and a redshirt 2021 season ... overall at Utah State, he recorded 69 tackles in 27 career games with 3.0 TFLs and 1.0 sacks ... in 2022, he played in all 13 games with a career-high 26 tackles, 2.0 TFLs and a sack ... had a season-high six tackles against New Mexico ... had two tackles, both for losses totaling seven yards, including his only career sack, against UNLV ... had four tackles against Air Force and Boise State ... in 2021 played just three first three games but recorded 21 tackles in three games ... had a career-high eight tackles against Air Force ... had seven tackles against Washington State and six against Notre Dame ... played in all six of USU's games in 2020 with 19 tackles ... had a career-high eight tackles against Fresno State ... finished with five tackles against UNM and Air Force.

High School: Lettered in football at Culver High School ... also lettered in track & field ... Earned CIF Southern Section Ocean League first-team honors at defensive back as a senior ... helped the Centaurs to a 12-3 record and a CIF Southern Section Division 7 Championship in 2018 ... recorded 94 tackles, which included 10.0 tackles for loss, to go along with seven pass breakups, two interceptions and two fumble recoveries, returning one for a touchdown as a senior ... added two receptions for 25 yards and one touchdown as a wide receiver ... played receiver and safety as a junior at Bishop Alemany HS in Mission Hills, California, recording 43 tackles, which included 2.0 tackles for loss.

Personal: Parents are JerRon and Anthea Tatum ... related to College Football Hall of Famer and Oakland Raider Pro Bowler Jack Tatum ... earned a degree in interdisciplinary studies from Utah State ... birthday is August 17, 2001.

Dominic Tatum Career Statistics

Year	GP	UA	Asst	Tcks	TFLs-Yds	SkS-Yds	PBU	INT-Yds	FF	FR-Yds
2019 (USU)	5	3	0	3	0.0-0	0.0-0	0	0-0	0	0-0
2020 (USU)	6	13	6	19	0.5-2	0.0-0	0	0-0	0	0-0
2021 (USU)	3	7	14	21	0.5-2	0.0-0	0	0-0	0	0-0
2022 (USU)	13	20	6	26	2.0-7	1.0-3	0	0-0	0	0-0
2023 (WSU)	2	0	0	0	0.0-0	0.0-0	0	0-0	0	0-0
Totals	29	43	26	69	3.0-11	1.0-3	0	0-0	0	0-0

Career Highs: Tackles - 8 at Air Force, 9/18/21; TFLs - 2.0 vs. UNLV 9/24/22; Sacks - 1.0 vs. UNLV, 9/24/22.



Moso'oipala Tuitele

Edge

6-3 | 253 | So | Tr
Aurora, Colo.
California/Regis Jesuit HS

California: Played two seasons at Cal, redshirting in 2022 and not seeing action in 2023.

High School: Lettered and played four years at Regis Jesuit High School ... had career totals of 101 tackles, 15.0 sacks for 107 yards, 38 quarterback hurries, one interception, one fumble recovery, and one forced fumble ... earned first-team All-South League honors and was named MVP of the South League ... nephew of former UNM coach Saga Tuitele.

Personal: Full name is Moso'oipala Jame Save' Tuitele ... father Maugaula played for the Patriots, Buccaneers, Bills and Raiders ... birthday is July 6, 2004 ... majoring in liberal arts and integrated studies.



Wallace Unamba

Offensive Line

6-4 | 330 | Jr | Tr
Garland, Texas
FAU/Kilgore CC/Rowlett HS

FAU: Spent one year at FAU in 2023, playing in one game, earning a redshirt.

Kilgore CC: Lettered two seasons at Kilgore, earning NJCAA All-American Honors twice ... also was a two-time First Team All-Conference selection.

High School: Lettered in football at Rowlett High School.

Personal: Birthday is January 25, 2002 ... majoring in liberal arts and integrated studies.



Victor Villafuerte

Safety

6-3 | 201 | Jr | JC#
Hollister, Calif.
Monterrey Peninsula JC/Hollister HS

Monterrey Peninsula JC: Played two seasons at Monterey Peninsula Junior College ... in 2023 he recorded 31 tackles and seven interceptions, returning one for a touchdown ... also had a pair of pass breakups ... named all-conference ... also ran track, where he ran a 10.8 100-meter.

High School: Lettered in football at Hollister High School.

Personal: Birthday is February 7, 2004 ... majoring in liberal arts and integrated studies.



Garrison Walker

Defensive Line

6-1 | 296 | Sr& | Tr

Toccoa, Ga.
Auburn/Reinhardt/Stephens
County HS

&utilizing his super senior season due to COVID.

Auburn: Played three seasons at Auburn, playing nine games over three seasons ... brother Gary also played at Auburn ... recorded three career tackles at Auburn with a half-tackle for loss.

Reinhardt: Played two seasons, redshirting after playing two games in 2019 and then the 2020 season, where he played seven ... recorded 26 tackles in nine career games ... had 4.0 tackles for a loss and 1.5 sacks ... blocked a field goal in 2020.

High School: Lettered in football at Stephens Country High School ... was a first team all-region performer ... three-year starter playing offensive guard and defensive tackle ... WNEG regional player of the year ... also a letterman in wrestling and track.

Personal: Parents are Gary and Sabrina Walker ... his father Gary played at Auburn and then had an 11-year NFL career ... graduated from Auburn with a degree in liberal arts and is now working on a post-graduate degree ... birthday is August 20, 2001.

Garrison Walker Career Statistics

Year	GP	UA	Asst	Tcks	TFLs-Yds	Sks-Yds	PBU	INT-Yds	FF	FR-Yds
2019 (RC)	2	1	2	3	1.0-4	0.5-3	0	0-0	0	0-0
2020 (RC)	7	9	14	23	3.0-12	1.0-8	1	0-0	0	0-0
2021 (AUB)	3	0	2	2	0.5-0	0.0-0	0	0-0	0	0-0
2022 (AUB)	2	1	0	1	0.0-0	0.0-0	0	0-0	0	0-0
2023 (AUB)	4	0	0	0	0.0-0	0.0-0	0	0-0	0	0-0
Totals	18	11	18	29	4.5-16	1.5-11	1	0-0	0	0-0

Career Highs: Tackles - 6 vs. Union (KY), 3/6/21; TFLs - 1.0 vs. Marian 4/17/21; 1.0 at Keiser, 4/24/21; Sacks - 0.5 at Union (KY), 11/16/19; 0.5 vs. Point, 2/27/21; 0.5 vs. Marian, 4/17/21; PBUs - 1 vs. Union (KY), 3/6/21.



Cam Watts

Cornerback

5-10 | 190 | Sr* | Tr

Tulsa, Okla.
Texas Tech/Union HS

Texas Tech: Played at Texas Tech for four seasons from 2020-23 ... played all 13 games in 2023, recording seven tackles ... had two each against both Tarleton State and West Virginia ... only played in the final two games of the 2022 season due to a preseason injury, seeing action in the TaxAct Texas Bowl ... in 2021 played in eight games recording one tackle (West Virginia) ... saw action in six games in 2020 ... had three tackles and a half-tackle for a loss against Houston Christian.

Northeast Oklahoma A&M: Played in eight games in the 2019 season ... recorded 27 tackles (18 solo) with 3.0 TFLs and a forced fumble ... had two interceptions and four PBUs ... recorded at least three tackles in seven of the eight games.

High School: Lettered in football and track & field at Union High School ... helped Union football to a 9-3 overall record and perfect 7-0 district mark as a senior ... advanced to the second round of the OSSAA Class 6A-I state tournament ... timed at 4.39 in the 40-yard dash ... made it to the Oklahoma 6A State finals in the 100 Meter after posting a personal best time of 10.73 in the prelims.

Personal: Parents are Derrick and Angel Watts ... cousin Trey Watts played for the St. Louis Rams ... related to J.C. Watts, Oklahoma QB who won the 1978 Orange Bowl ... birthday is November 25, 2000 ... graduated with a degree in university studies from Texas Tech and is working on a master's.

Cam Watts Career Statistics

Year	GP	UA	Asst	Tcks	TFLs-Yds	Sks-Yds	PBU	INT-Yds	FF	FR-Yds
2020 (TTU)	6	1	2	3	0.5-2	0.0-0	0	0-0	0	0-0
2021 (TTU)	8	1	0	1	0.0-0	0.0-0	0	0-0	0	0-0
2022 (TTU)	2	0	0	0	0.0-0	0.0-0	0	0-0	0	0-0
2023 (TTU)	13	3	4	7	0.0-0	0.0-0	0	0-0	0	0-0
Totals	29	5	6	11	0.5-0	0.0-0	0	0-0	0	0-0

Career Highs: Tackles - 3 vs. Houston Christian, 9/12/20; TFLs - 0.5 vs. Houston Christian, 9/12/20.



Sa'Kylee Woodard

Offensive Line

6-4 | 296 | Fr | HS#

Tucson, Ariz.
Canyon Del Oro HS

High School: Lettered in football at Canyon Del Oro High School ... played both offensive and defensive line ... led a unit known as the "Trench Mob" that helped lead the way to an undefeated season and a 4A state title ... was named First Team All-Conference and he was an honorable mention All-State selection by the Arizona Republic.

Personal: Birthday is September 22, 2005 ... majoring in computer science.



Jersey Number Selection Ceremony

Everything is earned and nothing is given, and that includes the honor of wearing a Lobo Football jersey. Bringing the tradition with him from Virginia, the team goes through all of Spring Football and the beginning of camp with no numbers on their jerseys, just their names. The leadership council votes for players that have earned the right to select a jersey number for the season. Luke Wysong was honored with the first pick, selecting his usual No. 15.

Any player picking in the first ceremony has the additional honor of having a protected number, in that no other player will get to wear it, meaning no duplicate. Only players voted on to pick a number are allowed to dress out for games.





Game-by-Game Results

	Date	Opponent		Score	Overall	Conf	Time	Attend
	09/02/2023	at Texas A&M	L	10-52	0-1	0-0	3:31	97560
	09/09/2023	Tennessee Tech	W	56-10	1-1	0-0	3:16	17279
	09/16/2023	New Mexico St.	L	17-27	1-2	0-0	2:54	27414
	09/23/2023	at Massachusetts	Wot1	34-31	2-2	0-0	3:22	8298
*	09/30/2023	at Wyoming	L	26-35	2-3	0-1	3:10	25478
*	10/14/2023	San Jose St.	L	24-52	2-4	0-2	3:06	13027
*	10/21/2023	Hawaii	W	42-21	3-4	1-2	2:59	13723
*	10/28/2023	at Nevada	L	24-34	3-5	1-3	3:33	13083
*	11/04/2023	UNLV	L	14-56	3-6	1-4	2:45	12353
*	11/11/2023	at Boise St.	L	14-42	3-7	1-5	3:12	34076
*	11/18/2023	at Fresno St.	W	25-17	4-7	2-5	3:50	38569
*	11/24/2023	Utah St.	Lot2	41-44	4-8	2-6	4:30	12094

Team Statistics

	UNM	OPP
Scoring	327	421
Points per game	27.3	35.1
Points Off Turnovers	28	63
First Downs	279	249
Rushing	122	105
Passing	123	110
Penalty	34	34
Rushing Yardage	2312	2066
Yards gained rushing	2557	2290
Yards lost rushing	245	224
Rushing attempts	440	408
Average per rush	5.3	5.1
Average per game	192.7	172.2
TDs Rushing	26	25
Passing Yardage	2615	2832
Comp-Att-Int	198-353-10	195-319-4
Average per pass	7.4	8.9
Average per catch	13.2	14.5
Average per game	217.9	236.0
TDs Passing	17	24
Total offense	4927	4898
Total plays	793	727
Average per play	6.2	6.7
Average per game	410.6	408.2
Kick returns: #-Yards	28-483	29-536
Punt returns: #-Yards	4-5	17-360
Int returns: #-Yards	4-3	10-203
Kick return average	17.3	18.5
Punt return average	1.3	21.2
Int return average	0.8	20.3

Team Statistics

Fumbles-Lost	16-5	15-4
Penalties-Yards	119-1076	95-888
Average per game	89.7	74.0
Punts-Yards	53-2204	38-1618
Average per punt	41.6	42.6
Net punt average	34.6	41.3
Kickoffs-Yards	61-3495	78-4853
Average per kick	57.3	62.2
Net kick average	38.7	41.3
Time of possession / game	32:32	27:29
3rd-down conversion	60/145	49/132
3rd-down pct	41%	37%
4rd-down conversion	9/14	9/18
4rd-down pct	64%	50%
Sacks by-Yards	15-117	19-119
Misc Yards	0	0
Touchdowns scored	43	51
Field goals - attempts	10-14	20-24
On-Side kicks	0-2	0-1
Red-zone scores	(36-39) 92%	(45-49) 92%
Red-zone touchdowns	(28-39) 72%	(31-49) 63%
PAT-attempts	(37-38) 97%	(47-47) 100%
2-point conversion-attempts	(1-4) 25%	(3-3) 100%
Attendance	95890	217064
Games / Avg per game	6/15982	6/36177
Neutral site games	-	0/0

Score by Periods

Team	1st	2nd	3rd	4th	OT	TOT
New Mexico	64	110	57	80	16	327
Opponents	83	155	85	82	16	421

2023 STARTING LINEUPS

OFFENSE

OPPONENT	QB	WR	WR	WR/RB/TE#	TE	TE/WR#	LT	LG	C	RG	RT
at TAMU	Hopkins	DJ Washington	An. Erickson	Croskey-Merritt	Geers	Withoft	JC Davis	Stafford	James	Matautia	Wingfield
TTU	Hopkins	L. Wysong	An. Erickson	Croskey-Merritt	Bruckler	Withoft	JC Davis	Stafford	James	Matautia	Wingfield
NMSU	Hopkins	L. Wysong	Medford	Croskey-Merritt	Bruckler	#Hixon	JC Davis	Stafford	James	Matautia	Wingfield
at UMASS	Hopkins	DJ Washington	An. Erickson	D. Lewis	Bruckler	McClour	JC Davis	Stafford	James	Matautia	Wingfield
at WYO	Hopkins	DJ Washington	Medford	Croskey-Merritt	Bruckler	#R. Davis	JC Davis	Stafford	James	Matautia	Wingfield
SJSU	Hopkins	DJ Washington	Medford	Croskey-Merritt	Bruckler	#Hixon	JC Davis	Stafford	James	Sillemon	Wingfield
HAW	Hopkins	DJ Washington	Hixon	Vigil	Bruckler	McClour	JC Davis	Sillemon	James	Matautia	Wingfield
at NEV	Hopkins	D. Jones	Hixon	Croskey-Merritt	Bruckler	#Medford	JC Davis	Sillemon	James	Matautia	Wingfield
UNLV	Hopkins	DJ Washington	Hixon	Croskey-Merritt	Bruckler	#Medford	JC Davis	Stafford	James	Matautia	Wingfield
at BSU	Dampier	DJ Washington	Medford	Croskey-Merritt	Bruckler	McClour	JC Davis	Stafford	James	Matautia	D. Smith
at FS	Hopkins	An. Erickson	Medford	Croskey-Merritt	Bruckler	#Hixon	JC Davis	Stafford	James	Matautia	D. Smith
USU	Hopkins	An. Erickson	Medford	Croskey-Merritt	Bruckler	#Hixon	JC Davis	Stafford	James	Matautia	D. Smith

DEFENSE

OPPONENT	LE	HT	RE	LLB	MLB	RLB	LCB	LWOLF	LOBO	RWOLF	RCB
at TAMU	Lopez	Kiehne	Drake	Johnson	Marengo	Riley	Morris	Ellis	Combs	Pola-Gates	Martin
TTU	Lopez	Kiehne	Drake	Johnson	Leutele	Riley	Morris	J. Lewis	Ellis	A. Smith	Martin
NMSU	Lopez	Kiehne	Drake	Johnson	Marengo	Riley	Morris	J. Lewis	Combs	A. Smith	Martin
at UMASS	Lopez	Kiehne	Drake	Johnson	Marengo	Riley	Morris	Ellis	Combs	Pola-Gates	Martin
at WYO	Lopez	Kiehne	Drake	Johnson	Marengo	Riley	Morris	Ellis	Combs	Pola-Gates	Martin
SJSU	Lopez	Kiehne	Drake	Johnson	Marengo	Riley	Morris	Ellis	Combs	Pola-Gates	Martin
HAW	Lopez	Kiehne	Drake	Johnson	Marengo	Lowery	Morris	Ellis	Moore	J. Lewis	Martin
at NEV	Lopez	Kiehne	Drake	Johnson	Marengo	Lowery	Morris	Ellis	Moore	J. Lewis	B. Taylor
UNLV	Lopez	Kiehne	Drake	Johnson	Santorineos	Riley	Morris	Ellis	Moore	J. Lewis	Martin
at BSU	Lopez	Kiehne	Drake	Johnson	Marengo	Riley	Morris	Ellis	Moore	A. Smith	Martin
at FS	Lopez	Burt	Gainer	Johnson	Santorineos	Riley	Morris	Ellis	Moore	J. Lewis	Martin
USU	Lopez	Burt	Gainer	Johnson	Marengo	Riley	Morris	Ellis	Moore	J. Lewis	Martin



Individual Statistics

Rushing

Player	gp	att	gain	loss	net	avg	td	lg	avg/g
Jacory Croskey-Merritt	12	189	1229	39	1190	6.3	17	55	99.2
Andrew Henry	9	52	381	31	350	6.7	3	64	38.9
Devon Dampier	9	59	364	36	328	5.6	4	37	36.4
Sherod White	7	37	157	2	155	4.2	1	12	22.1
Dylan Hopkins	11	51	226	102	124	2.4	1	48	11.3
Dorian Lewis	5	24	136	13	123	5.1	0	23	24.6
Zach Vigil	8	7	21	0	21	3.0	0	8	2.6
Christian Washington	2	12	22	11	11	0.9	0	5	5.5
Jeremiah Hixon	11	2	10	0	10	5.0	0	7	0.9
DC Tabscott	3	1	5	0	5	5.0	0	5	1.7
Jaylen Morgan	2	1	4	0	4	4.0	0	4	2.0
Trace Bruckler	12	1	2	0	2	2.0	0	2	0.2
Justin Holaday	4	1	0	0	0	0.0	0	0	0.0
Team	12	3	0	11	-11	-3.7	0	0	-0.9
Total	12	440	2557	245	2312	5.3	26	64	192.7
Opponents	12	408	2290	224	2066	5.1	25	68	172.2

Passing

Player	gp	effic	comp-att-int	pct	yds	td	lg	avg/g
Dylan Hopkins	11	123.9	157-282-9	55.7	2074	11	78	188.5
Devon Dampier	9	162.3	40-64-0	62.5	525	6	59	58.3
DC Tabscott	3	6.9	1-5-1	20.0	16	0	16	5.3
Team	12	0.0	0-2-0	0.0	0	0	0	0.0
Total	12	128.5	198-353-10	56.1	2615	17	78	217.9
Opponents	12	158.0	195-319-4	61.1	2832	24	75	236.0

Receiving

Player	gp	no.	yds	avg	td	lg	avg/g
Jeremiah Hixon	11	39	482	12.4	5	59	43.8
Caleb Medford	12	30	551	18.4	2	59	45.9
DJ Washington	12	29	336	11.6	3	35	28.0
Ryan Davis	11	21	255	12.1	1	41	23.2
Andrew Erickson	11	20	263	13.2	1	52	23.9
Trace Bruckler	12	9	89	9.9	0	25	7.4
Duece Jones	8	8	194	24.3	1	78	24.3
Jacory Croskey-Merritt	12	7	72	10.3	1	31	6.0
Luke Wysong	4	7	110	15.7	1	41	27.5
Kaydin Pope	7	6	67	11.2	1	46	9.6
Andrew Henry	9	5	40	8.0	0	11	4.4
Sherod White	7	4	19	4.8	0	13	2.7
Zach Vigil	8	2	11	5.5	0	9	1.4
Dorian Lewis	5	2	10	5.0	0	8	2.0
Everett Hunter	11	2	18	9.0	0	16	1.6
Wyatt McClour	12	2	47	23.5	1	29	3.9
Connor Witthoft	2	1	11	11.0	0	11	5.5
Kade Zimmerman	4	1	30	30.0	0	30	7.5
Christian Washington	2	1	3	3.0	0	3	1.5
Devon Dampier	9	1	1	1.0	0	1	0.1
Jacob Godfrey	4	1	6	6.0	0	6	1.5
Total	12	198	2615	13.2	17	78	217.9
Opponents	12	195	2832	14.5	24	75	236.0

Punt Returns

Player	no.	yds	avg	td	lg
Luke Wysong	3	5	1.7	0	6
Jeremiah Hixon	1	0	0.0	0	0
Total	4	5	1.3	0	6
Opponents	17	360	21.2	1	59

Interceptions

Player	no.	yds	avg	td	lg
Jer'Marius Lewis	3	-2	-0.7	0	0
Zach Morris	1	5	5.0	0	5
Total	4	3	0.8	0	5
Opponents	10	203	20.3	1	45

Kick Returns

Player	no.	yds	avg	td	lg
Duece Jones	8	172	21.5	0	30
Luke Wysong	6	97	16.2	0	25
Christian Washington	4	52	13.0	0	20
Dorian Lewis	4	79	19.8	0	26
Noa Pola-Gates	3	47	15.7	0	18
Bryce Santana	1	-2	-2.0	0	0
Zach Morris	1	23	23.0	0	23
Nic Trujillo	1	10	10.0	0	10
Total	28	483	17.3	0	30
Opponents	29	536	18.5	0	34

Fumble Returns

Player	no.	yds	avg	td	lg
Dimitri Johnson	2	37	18.5	0	37
Gabriel Lopez	1	0	0.0	0	0
DJ Washington	1	0	0.0	0	0
Total	4	37	9.3	0	37
Opponents	5	70	14.0	0	62



Individual Statistics

Scoring

Player	td	fg	PAT						pts
			kick	rush	rcv	pass	dxp	saf	
Jacory Croskey-Merritt	18	-	-	-	-	-	-	-	108
Luke Drzewiecki	-	10-14	37-38	-	-	-	-	-	67
Jeremiah Hixon	5	-	-	-	-	-	-	-	30
Devon Dampier	4	-	-	1	-	-	-	-	26
Andrew Henry	3	-	-	-	-	-	-	-	18
DJ Washington	3	-	-	-	-	-	-	-	18
Caleb Medford	2	-	-	-	-	-	-	-	12
Ryan Davis	1	-	-	-	-	-	-	-	6
Dylan Hopkins	1	-	-	-	-	-	-	-	6
Andrew Erickson	1	-	-	-	-	-	-	-	6
Duece Jones	1	-	-	-	-	-	-	-	6
Luke Wysong	1	-	-	-	-	-	-	-	6
Kaydin Pope	1	-	-	-	-	-	-	-	6
Sherod White	1	-	-	-	-	-	-	-	6
Wyatt McClour	1	-	-	-	-	-	-	-	6
Total	43	10-14	37-38	1	0	0	0	0	327
Opponents	51	20-24	47-47	2	1	1	1	0	421

Field Goals

Player	fg	pct.	01-19	20-29	30-39	40-49	50-99	lg	blk
Luke Drzewiecki	10-14	71.4	1-1	4-5	3-3	2-4	0-1	47	0
Opponents	20-24	83.3	0-0	5-5	10-12	4-6	1-1	52	1

FG Sequence

Team Name	New Mexico	Opponents
Texas A&M	(27)	48,(39)
New Mexico St.	(25),29	(26),(47)
Wyoming	(39),(26)	(38),(34),(26),(38)
San Jose St.	(41)	30,(39)
Nevada	(47)	(34),(47),(52),(22)

All Purpose

Player	g	rush	rcv	pr	kr	ir	total	avg/g
Luke Wysong	11	112	224	77	304	0	717	65.2
Aaron Dumas	11	658	0	0	0	0	658	59.8
Mannie Logan-Greene	4	9	155	85	299	0	548	137.0
Bobby Cole	11	355	29	0	0	0	384	34.9
Peyton Dixon	3	120	0	0	135	0	255	85.0
Andrew Erickson	11	0	138	11	95	0	244	22.2
Trace Bruckler	11	0	194	0	0	0	194	17.6
Kyle Jarvis	12	0	159	0	0	0	159	13.3
Chad Alexander	7	41	12	27	53	0	133	19.0
Donte Martin	10	0	0	0	75	16	91	9.1
Zarak Scruggs, Jr.	9	0	90	0	0	0	90	10.0
Keyonta Lanier	9	0	87	0	0	0	87	9.7
Isaiah Chavez	5	82	0	0	0	0	82	16.4
Trae Hall	8	27	52	0	0	0	79	9.9
Bobby Wooden	9	47	32	0	0	0	79	8.8
Terry Wilson Jr.	6	47	10	0	0	0	57	9.5
Elijah Queen	10	0	56	0	0	0	56	5.6
Connor Witthoft	8	8	48	0	0	0	56	7.0
Cjay Boone	6	0	26	0	0	0	26	4.3
Austin Erickson	5	-9	30	0	0	0	21	4.2

Total Offense

Player	g	plays	rush	pass	total	avg/g
Dylan Hopkins	11	333	124	2074	2198	199.8
Jacory Croskey-Merritt	12	189	1190	0	1190	99.2
Devon Dampier	9	123	328	525	853	94.8
Andrew Henry	9	52	350	0	350	38.9
Sherod White	7	37	155	0	155	22.1
Dorian Lewis	5	24	123	0	123	24.6
DC Tabscott	3	6	5	16	21	7.0
Zach Vigil	8	7	21	0	21	2.6
Christian Washington	2	12	11	0	11	5.5
Jeremiah Hixon	11	2	10	0	10	0.9
Jaylen Morgan	2	1	4	0	4	2.0
Trace Bruckler	12	1	2	0	2	0.2
Team	12	0	-11	0	-11	-0.9
Total	12	793	2312	2615	4927	410.6
Opponents	12	727	2066	2832	4898	408.2

Punting

Player	no.	yds	avg	lg	tb	fc	i20	50+	blk
Aaron Rodriguez	52	2204	42.4	61	1	18	17	14	0
Team	1	0	0.0	0	0	0	0	0	1
Total	53	2204	41.6	61	1	18	17	14	1
Opponents	38	1618	42.6	60	3	16	16	6	0

Kickoffs

Player	no.	yds	avg	tb	ob	retn	net	ydln
Luke Drzewiecki	52	3037	58.4	20	0			
Zach Benedict	7	336	48.0	0	0			
Charles Steinkamp	2	122	61.0	1	0			
Total	61	3495	57.3	21	0	30	38.7	26
Opponents	78	4853	62.2	35	3	25	41.3	23

Player	g	rush	rcv	pr	kr	ir	total	avg/g
Jace Taylor	12	0	20	0	0	0	20	1.7
Connor Genal	2	8	0	0	0	0	8	4.0
Blake Wells	6	0	7	0	0	0	7	1.2
Corey Hightower	12	0	0	0	0	4	4	0.3
Ray Leutele	12	0	0	0	0	3	3	0.3
Tavian Combs	11	0	0	0	0	1	1	0.1
Duece Jones	6	0	0	-4	0	0	-4	-0.7
Bryson Carroll	2	-9	0	0	0	0	-9	-4.5
C.J. Montes	3	-10	0	0	0	0	-10	-3.3
Team	12	-36	0	2	32	0	-2	-0.2
Total	12	1450	1369	198	993	24	4034	336.2
Opponents	12	1732	2638	221	280	72	4943	411.9



Individual Statistics

Team Defense

#	Player	gp	Tackles				tfl/yds	Sacks	Pass defense			Fumbles		blkd	
			ua	a	tot	no-yds		int-yds	brup	qbh	fr-yds	ff	kick	saf	
18	Alec Marenco	12	32	34	66	3.5-6	0.5-1	.	3	2	.	1	.	.	
22	Christian Ellis	12	34	25	59	1-9	.	.	4	
36	Syaire Riley	10	22	27	49	4-16	1-9	.	.	4	
11	Dereck Moore	9	24	25	49	
16	Dimitri Johnson	12	25	23	48	2-7	0.5-3	.	4	4	2-37	1	.	.	
7	Tavian Combs	5	29	17	46	3-8	.	.	1	1	.	1	1	.	
5	Jer'Marius Lewis	12	27	18	45	3.5-13	1-4	3--2	4	.	.	1	.	.	
2	Zach Morris	12	28	8	36	2-6	.	1-5	10	.	.	1	.	.	
9	Noa Pola-Gates	12	15	12	27	.	.	.	2	
99	Gabriel Lopez	12	10	16	26	4-18	2-15	.	1	2	1-0	1	.	.	
45	Kyler Drake	12	11	14	25	6-44	3.5-34	.	.	1	
8	Donte Martin	12	19	5	24	1.5-5	.	.	7	.	.	1	.	.	
93	Destin Gainer	12	9	12	21	1.5-2	.	.	1	1	
21	Mihalís Santoríneos	10	12	8	20	2.5-14	1.5-12	
97	Hunter Rapolla	12	4	16	20	3.5-18	1.5-14	.	1	2	
90	Tyler Kiehne	12	8	9	17	2-8	1-8	.	3	3	.	1	.	.	
12	Aaron Smith	11	10	4	14	.	.	.	2	
23	Hunter Sellers	8	9	4	13	.	.	.	1	
26	Tate Zimmerman	11	8	4	12	1-7	1-7	
51	Bryce Santana	12	3	8	11	0.5-6	0.5-6	.	.	1	
24	Jayden Wilson	12	3	7	10	
6	Marvin Covington	8	5	3	8	0.5-1	.	.	3	
13	Bryson Taylor	10	5	3	8	
30	Ray Leutele	3	2	5	7	.	.	.	1	1	.	1	.	.	
50	Ja'Shon Lowery	4	3	4	7	2-5	
14	Duece Jones	8	4	2	6	
55	Avery Burt	6	1	5	6	1.5-4	1-4	.	.	1	
38	David Murphy	11	2	3	5	
66	Tavien Ford	11	.	5	5	
15	Hunter Wiggins	10	1	4	5	
17	Josh Williamson	11	3	1	4	
10	Aaron Rodriguez	12	2	1	3	
37	Blaine Smith	11	2	1	3	
10	Dylan Hopkins	11	2	.	2	
27	Jaylen Morgan	2	2	.	2	
6	Bobby Wooden	9	2	.	2	
23	Zach Vigil	8	1	1	2	
75	JC Davis	12	2	.	2	
87	Joe Maez	12	.	2	2	0.5-0	
11	Andrew Erickson	11	1	.	1	1	.	.	
4	Caleb Medford	12	1	.	1	
70	Isaiah Sillemón	12	1	.	1	
92	Landon Williams	10	1	.	1	
61	Brendan Durkin	12	1	.	1	
0	DJ Washington	12	1-0	.	.	.	
94	Luke Drzewiecki	12	
Totals		12	386	336	722	46-197	15-117	4-3	48	23	4-37	10	1	0	
Opponents		12	391	386	777	68-235	19-119	10-203	51	30	5-70	6	2	0	



Game-By-Game Rushing/Receiving

Rushing

Player	No-Yds/TD	TA&M	TNTech	NMSU	UMass	UW	SJSU	Hawaii	Nevada	UNLV	Boise	Fresno	USU
Jacory Croskey-Merritt	189-1190/17	11-50/1	12-162/3	16-83/1	9-33/2	15-103/0	17-68/2	10-46/2	11-44/1	21-86/0	15-73/2	21-209/2	31-233/1
Devon Dampier	59-328/4	DNP	3-14/1	DNP	DNP	6-71/0	5-29/0	5-43/0	4-15/1	4-32/0	13-48/0	11-40/0	8-36/2
Andrew Henry	52-350/3	DNP	3-34/0	DNP	2-1/0	1-6/0	DNP	13-112/1	5-18/0	8-30/1	3-2/0	11-65/0	6-82/1
Dylan Hopkins	51-124/1	3-0/0	3-9/0	4-16/0	8-14/1	6-36/0	9-19/0	3-6/0	3-6/0	4-2/0	DNP	6-30/0	2--14/0
Sherod White	37-155/1	3-12/0	7-25/0	2-11/0	14-69/1	1-3/0	3-12/0	DNP	DNP	7-23/0	DNP	DNP	DNP
Dorian Lewis	24-123/0	5-19/0	5-47/0	9-44/0	4-12/0	1-1/0	DNP	DNP	DNP	DNP	DNP	DNP	DNP
Christian Washington	12-11/0	10-10/0	DNP	DNP	DNP	DNP	2-1/0	DNP	DNP	DNP	DNP	DNP	DNP
Zach Vigil	7-21/0	-	3-5/0	-	-	DNP	-	4-16/0	-	-	DNP	DNP	DNP
Jeremiah Hixon	2-10/0	-	DNP	-	1-7/0	-	-	1-3/0	-	-	-	-	-
DC Tabscott	1-5/0	-	-	DNP	DNP	1-5/0	DNP	DNP	DNP	DNP	DNP	DNP	DNP
Jaylen Morgan	1-4/0	DNP	DNP	DNP	DNP	DNP	DNP	1-4/0	DNP	DNP	DNP	-	DNP
Trace Bruckler	1-2/0	-	-	-	-	-	-	-	-	-	-	1-2/0	-
Justin Holaday	1-0/0	DNP	-	1-0/0	DNP	DNP	DNP	DNP	DNP	DNP	DNP	-	-

Receiving

Player	No-Yds/TD	TA&M	TNTech	NMSU	UMass	UW	SJSU	Hawaii	Nevada	UNLV	Boise	Fresno	USU
Jeremiah Hixon	39-482/5	6-42/0	DNP	5-45/0	-	6-49/2	2-22/0	3-62/2	4-116/1	4-19/0	3-30/0	2-48/0	4-49/0
Caleb Medford	30-551/2	-	1-49/0	1-11/0	3-82/1	3-45/0	3-41/0	2-13/0	3-16/0	4-70/0	3-77/0	6-122/1	1-25/0
DJ Washington	29-336/3	4-42/0	2-13/1	2-16/0	-	2-17/1	3-60/1	4-34/0	4-64/0	5-78/0	1-9/0	-	2-3/0
Ryan Davis	21-255/1	-	1-5/0	1-11/0	DNP	4-59/0	2-54/0	1-3/1	4-40/0	1-10/0	3-21/0	1-8/0	3-44/0
Andrew Erickson	20-263/1	2-12/0	3-29/0	3-38/1	2-61/0	-	DNP	2-31/0	3-30/0	1-15/0	-	1-5/0	3-42/0
Trace Bruckler	9-89/0	-	-	-	2--2/0	-	1-12/0	-	1-25/0	-	4-53/0	-	1-1/0
Duece Jones	8-194/1	1-16/0	1-78/1	3-31/0	1-34/0	1-7/0	-	-	1-28/0	DNP	DNP	DNP	DNP
Luke Wysong	7-110/1	1-5/0	4-53/1	1-41/0	DNP	DNP	1-11/0	DNP	DNP	DNP	DNP	DNP	DNP
Jacory Croskey-Merritt	7-72/1	-	-	1-31/0	1-17/0	2-15/0	-	-	1--2/0	1-1/1	1-10/0	-	-
Kaydin Pope	6-67/1	DNP	1-46/1	DNP	DNP	DNP	1-5/0	3-21/0	-	DNP	1--5/0	-	-
Andrew Henry	5-40/0	DNP	-	DNP	-	-	DNP	3-27/0	-	-	1-5/0	-	1-8/0
Sherod White	4-19/0	-	-	1-13/0	-	-	2-3/0	DNP	DNP	1-3/0	DNP	DNP	DNP
Wyatt McClour	2-47/1	-	-	-	-	-	1-18/0	-	-	-	-	-	1-29/1
Everett Hunter	2-18/0	-	2-18/0	DNP	-	-	-	-	-	-	-	-	-
Zach Vigil	2-11/0	-	-	-	-	DNP	-	2-11/0	-	-	DNP	DNP	DNP
Dorian Lewis	2-10/0	-	-	2-10/0	-	-	DNP	DNP	DNP	DNP	DNP	DNP	DNP
Kade Zimmerman	1-30/0	-	-	DNP	DNP	DNP	1-30/0	DNP	-	DNP	DNP	DNP	DNP
Connor Witthoft	1-11/0	1-11/0	-	DNP	DNP	DNP	DNP	DNP	DNP	DNP	DNP	DNP	DNP
Jacob Godfrey	1-6/0	DNP	DNP	-	DNP	DNP	1-6/0	DNP	-	DNP	DNP	DNP	-
Christian Washington	1-3/0	1-3/0	DNP	DNP	DNP	DNP	-	DNP	DNP	DNP	DNP	DNP	DNP
Devon Dampier	1-1/0	DNP	-	DNP	DNP	-	-	-	-	-	-	-	1-1/0



Game-By-Game Passing

#7 DC Tabscott	Comp	Att	Int	Pct	Yards	TD	Long	Sacked	Effic.
Texas A&M	1	4	0	25.0	16	0	16	0-0	58.6
Tennessee Tech	0	1	1	0.0	0	0	0	0-0	-200.0
Totals	1	5	1	20.0	16	0	16	0-0	6.9

#10 Dylan Hopkins	Comp	Att	Int	Pct	Yards	TD	Long	Sacked	Effic.
Texas A&M	15	24	1	62.5	115	0	22	2-13	94.4
Tennessee Tech	13	17	1	76.5	273	4	78	0-0	277.2
New Mexico St.	20	39	0	51.3	247	1	41	1-9	112.9
Massachusetts	9	17	0	52.9	192	1	55	3-19	167.2
Wyoming	14	30	1	46.7	151	1	20	2-20	93.3
San Jose St.	13	24	1	54.2	187	0	41	1-2	111.3
Hawaii	20	25	0	80.0	202	3	28	1-7	187.5
Nevada	18	34	3	52.9	271	1	59	0-0	112.0
UNLV	15	23	0	65.2	187	0	41	1-11	133.5
Fresno St.	8	18	2	44.4	124	0	46	2-2	80.1
Utah St.	12	31	0	38.7	125	0	28	2-14	72.6
Totals	157	282	9	55.7	2074	11	78	15-97	123.9

#13 Devon Dampier	Comp	Att	Int	Pct	Yards	TD	Long	Sacked	Effic.
Tennessee Tech	2	2	0	100.0	18	0	16	0-0	175.6
Wyoming	4	6	0	66.7	41	2	14	0-0	234.1
San Jose St.	5	6	0	83.3	75	1	21	0-0	243.3
Hawaii	0	1	0	0.0	0	0	0	0-0	0.0
Nevada	3	6	0	50.0	46	0	28	0-0	114.4
UNLV	2	2	0	100.0	9	1	8	0-0	302.8
Boise St.	17	26	0	65.4	200	0	59	3-21	130.0
Fresno St.	2	3	0	66.7	59	1	33	0-0	341.9
Utah St.	5	12	0	41.7	77	1	29	1-1	123.1
Totals	40	64	0	62.5	525	6	59	4-22	162.3



Game-By-Game Tackles

Total Tackles

Player	S-A	Total	TA&M	TNTech	NMSU	UMass	UW	SJSU	Hawaii	Nevada	UNLV	Boise	Fresno	USU
Alec Marengo	32-34	66	1-0	3-1	4-1	1-11	4-5	3-2	2-1	3-1	2-2	2-2	0-4	7-4
Christian Ellis	34-25	59	1-1	3-3	2-0	5-5	4-1	3-4	3-3	3-2	3-0	4-1	1-0	2-5
Dereck Moore	24-25	49	DNP	DNP	DNP	0-1	-	-	2-5	8-2	3-5	5-3	0-3	6-6
Syaire Riley	22-27	49	2-1	4-5	3-3	3-6	0-2	2-1	DNP	DNP	0-3	3-3	2-0	3-3
Dimitri Johnson	25-23	48	3-1	3-1	1-1	3-3	1-0	0-1	0-6	3-2	4-1	1-3	2-2	4-2
Tavian Combs	29-17	46	7-4	DNP	8-0	5-9	7-2	2-2	DNP	DNP	DNP	DNP	DNP	DNP
Jer'Marius Lewis	27-18	45	1-0	4-0	2-0	-	-	1-0	1-6	5-4	5-1	2-4	3-3	3-0
Zach Morris	28-8	36	3-1	5-1	1-0	1-1	5-1	2-0	1-2	3-0	2-2	-	5-0	-
Noa Pola-Gates	15-12	27	5-2	1-2	1-0	5-2	1-0	1-4	-	0-1	-	1-0	-	0-1
Gabriel Lopez	10-16	26	0-1	1-1	0-2	2-0	-	2-0	1-2	0-3	1-2	1-2	-	2-3
Kyler Drake	11-14	25	2-1	1-3	1-1	0-1	-	1-1	0-1	1-3	2-3	-	1-0	2-0
Donte Martin	19-5	24	8-0	-	1-1	-	2-0	-	2-0	-	1-1	1-1	2-2	2-0
Destin Gainer	9-12	21	2-1	0-1	0-1	2-2	1-0	1-0	-	2-0	0-3	1-1	0-1	0-2
Mihalis Santorineos	12-8	20	-	4-0	1-0	DNP	DNP	-	3-1	2-1	0-2	2-2	0-1	0-1
Hunter Rapolla	4-16	20	0-2	-	-	0-3	2-2	-	0-3	1-1	0-1	-	1-1	0-3
Tyler Kiehne	8-9	17	2-1	1-0	1-1	1-1	1-1	-	-	0-3	0-1	1-1	1-0	-
Aaron Smith	10-4	14	-	2-0	2-0	-	5-1	-	-	DNP	-	1-0	0-1	0-2
Hunter Sellers	9-4	13	DNP	DNP	DNP	0-1	-	2-0	2-2	0-1	-	5-0	DNP	-
Tate Zimmerman	8-4	12	-	1-0	0-1	-	2-0	0-1	0-1	DNP	-	1-0	4-0	0-1
Bryce Santana	3-8	11	-	-	-	1-4	1-2	1-0	-	-	0-1	-	0-1	-
Jayden Wilson	3-7	10	-	2-1	-	0-1	-	0-1	1-1	0-2	-	-	0-1	-
Marvin Covington	5-3	8	-	-	-	2-0	-	1-2	DNP	2-1	-	DNP	DNP	DNP
Bryson Taylor	5-3	8	-	1-0	DNP	-	DNP	0-1	2-1	-	-	-	-	2-1
Ja'Shon Lowery	3-4	7	-	-	DNP	DNP	DNP	DNP	1-4	2-0	DNP	DNP	DNP	DNP
Ray Leutele	2-5	7	0-2	1-2	1-1	DNP	DNP	DNP	DNP	DNP	DNP	DNP	DNP	DNP
Duece Jones	4-2	6	2-0	-	2-0	-	0-1	0-1	-	-	DNP	DNP	DNP	DNP
Avery Burt	1-5	6	DNP	DNP	DNP	DNP	DNP	DNP	0-2	-	-	-	-	1-3
David Murphy	2-3	5	DNP	0-2	1-0	0-1	-	1-0	-	-	-	-	-	-
Hunter Wiggins	1-4	5	DNP	DNP	-	0-2	-	-	-	0-1	-	1-0	0-1	-
Tavien Ford	0-5	5	-	0-1	-	0-2	DNP	-	-	0-1	-	0-1	-	-
Josh Williamson	3-1	4	DNP	-	-	-	-	-	-	1-0	-	-	1-0	1-1
Aaron Rodriguez	2-1	3	-	-	-	-	-	0-1	-	-	2-0	-	-	-
Blaine Smith	2-1	3	DNP	-	-	-	-	-	1-0	-	-	-	0-1	1-0
Bobby Wooden	2-0	2	-	-	-	DNP	DNP	DNP	-	1-0	-	-	-	1-0
Dylan Hopkins	2-0	2	-	-	-	-	1-0	-	-	-	1-0	DNP	-	-
Jaylen Morgan	2-0	2	DNP	DNP	DNP	DNP	DNP	DNP	-	DNP	DNP	DNP	2-0	DNP
JC Davis	2-0	2	-	-	-	1-0	1-0	-	-	-	-	-	-	-
Zach Vigil	1-1	2	1-0	-	0-1	-	DNP	-	-	-	-	DNP	DNP	DNP
Joe Maez	0-2	2	-	-	-	-	-	-	0-1	0-1	-	-	-	-
Caleb Medford	1-0	1	-	-	-	-	-	-	-	1-0	-	-	-	-
Andrew Erickson	1-0	1	-	-	-	-	-	DNP	-	-	-	-	1-0	-
Brendan Durkin	1-0	1	1-0	-	-	-	-	-	-	-	-	-	-	-
Isaiah Sillemon	1-0	1	-	-	-	-	-	-	-	1-0	-	-	-	-
Landon Williams	1-0	1	DNP	-	-	DNP	-	-	-	-	-	1-0	-	-





Game-By-Game Red Zone

New Mexico Inside Opponent Red-Zone

Date	Opponent	Score	Times				Rush TDs	Pass TDs	FGs Made	Failed to score inside RZ					
			In RZ	Scored	Total Pts	Total TDs				FGA	Down	Int	Fumb	Half	Game
09/02/2023	at Texas A&M	L 10-52	1	1	3	0	0	0	1	1	0	0	0	0	0
09/09/2023	Tennessee Tech	W 56-10	3	3	21	3	2	1	0	0	0	0	0	0	0
09/16/2023	New Mexico St.	L 17-27	5	3	17	2	1	1	1	2	0	0	1	0	0
09/23/2023	at Massachusetts	W 34-31	4	4	27	4	3	1	0	0	0	0	0	0	0
09/30/2023	at Wyoming	L 26-35	5	5	26	3	0	3	2	2	0	0	0	0	0
10/14/2023	San Jose St.	L 24-52	2	2	14	2	2	0	0	0	0	0	0	0	0
10/21/2023	Hawaii	W 42-21	5	5	35	5	3	2	0	0	0	0	0	0	0
10/28/2023	at Nevada	L 24-34	2	2	14	2	2	0	0	0	0	0	0	0	0
11/04/2023	UNLV	L 14-56	2	2	14	2	1	1	0	0	0	0	0	0	0
11/11/2023	at Boise St.	L 14-42	3	2	14	2	2	0	0	0	0	0	1	0	0
11/18/2023	at Fresno St.	W 25-17	3	3	12	1	1	0	2	2	0	0	0	0	0
11/24/2023	Utah St.	L 41-44	4	4	20	2	2	0	2	2	0	0	0	0	0
Totals 36 of 39 (92.3%)			39	36	217	28	19	9	8	9	0	0	2	0	0

Opponents Inside New Mexico Red-Zone

Date	Opponent	Score	Times				Rush TDs	Pass TDs	FGs Made	Failed to score inside RZ					
			In RZ	Scored	Total Pts	Total TDs				FGA	Down	Int	Fumb	Half	Game
09/02/2023	Texas A&M	L 10-52	5	5	35	5	1	4	0	0	0	0	0	0	0
09/09/2023	Tennessee Tech	W 56-10	3	2	10	1	0	1	1	1	1	0	0	0	0
09/16/2023	New Mexico St.	L 17-27	2	2	10	1	1	0	1	1	0	0	0	0	0
09/23/2023	Massachusetts	W 34-31	4	4	16	1	1	0	3	3	0	0	0	0	0
09/30/2023	Wyoming	L 26-35	4	4	16	1	1	0	3	3	0	0	0	0	0
10/14/2023	San Jose St.	L 24-52	5	4	24	3	3	0	1	2	0	0	0	0	0
10/21/2023	Hawaii	W 42-21	4	3	21	3	0	3	0	0	0	0	1	0	0
10/28/2023	Nevada	L 24-34	5	5	24	2	2	0	3	3	0	0	0	0	0
11/04/2023	UNLV	L 14-56	5	5	35	5	5	0	0	0	0	0	0	0	0
11/11/2023	Boise St.	L 14-42	5	4	24	3	3	0	1	1	1	0	0	0	0
11/18/2023	Fresno St.	W 25-17	2	2	14	2	2	0	0	0	0	0	0	0	0
11/24/2023	Utah St.	L 41-44	5	5	30	4	3	1	1	1	0	0	0	0	0
Totals 45 of 49 (91.8%)			49	45	259	31	22	9	14	15	2	0	1	0	0





New Mexico Game-By-Game

Date	Opponent	Rushing				Receiving				Passing				Kick Returns				Punt Returns				tot off
		no.	yds	td	lg	no.	yds	td	lg	cmp-att-int	yds	td	lg	no.	yds	td	lg	no.	yds	td	lg	
09/02/2023	at Texas A&M	32	91	1	27	16	131	0	22	16-28-1	131	0	22	6	92	0	20	1	-1	0	0	222
09/09/2023	Tennessee Tech	36	296	4	55	15	291	4	78	15-20-2	291	4	78	1	13	0	13	1	0	0	0	587
09/16/2023	New Mexico St.	32	154	1	19	20	247	1	41	20-39-0	247	1	41	2	51	0	26	1	6	0	6	401
09/23/2023	at Massachusetts	38	136	4	21	9	192	1	55	9-17-0	192	1	55	5	85	0	25	0	0	0	0	328
09/30/2023	at Wyoming	31	225	0	48	18	192	3	20	18-36-1	192	3	20	4	81	0	23	0	0	0	0	417
10/14/2023	San Jose St.	36	129	2	16	18	262	1	41	18-30-1	262	1	41	2	19	0	19	0	0	0	0	391
10/21/2023	Hawaii	38	227	3	33	20	202	3	28	20-26-0	202	3	28	0	0	0	0	0	0	0	0	429
10/28/2023	at Nevada	23	83	2	17	21	317	1	59	21-40-3	317	1	59	4	85	0	30	1	0	0	0	400
11/04/2023	UNLV	45	166	1	19	17	196	1	41	17-26-0	196	1	41	3	47	0	18	0	0	0	0	362
11/11/2023	at Boise St.	31	123	2	19	17	200	0	59	17-26-0	200	0	59	1	10	0	10	0	0	0	0	323
11/18/2023	at Fresno St.	51	345	2	50	10	183	1	46	10-21-2	183	1	46	0	0	0	0	0	0	0	0	528
11/24/2023	Utah St.	47	337	4	64	17	202	1	29	17-44-0	202	1	29	0	0	0	0	0	0	0	0	539
New Mexico		440	2312	26	64	198	2615	17	78	198-353-10	2615	17	78	28	483	0	30	4	5	0	6	4927
Opponents		408	2066	25	68	195	2832	24	75	195-319-4	2832	24	75	29	536	0	34	17	360	1	59	4898

New Mexico Averages

Games	Avg/ rush	Avg/ catch	Pass effic	KR avg	PR avg	All purpose avg/game	Total offense avg/game
12	5.3	13.2	128.5	17.3	1.3	451.5	410.6

Date	Opponent	Tackles			Sacks no-yds	Fumble ff fr-yds	Pass Defense			blkd kick	PAT attempts			off saf t/o	pts			
		ua	a total	tfl-yds			int-yds	qbh	brup		kick	rush	rcv					
09/02/2023	at Texas A&M	41	18	59	5.0-32	2-24	1	0-0	0-0	2	3	1	1-1	0	0	0	0	10
09/09/2023	Tennessee Tech	37	24	61	4.0-22	1-9	1	2-37	0-0	3	8	0	8-8	0	0	0	14	56
09/16/2023	New Mexico St.	32	14	46	2.0-8	1-3	1	0-0	0-0	4	2	0	2-2	0	0	0	0	17
09/23/2023	at Massachusetts	32	56	88	5.0-19	1-12	1	0-0	0-0	0	3	0	4-4	0	0	0	0	34
09/30/2023	at Wyoming	38	18	56	2.0-10	1-8	1	0-0	0-0	0	3	0	2-3	0	0	0	0	26
10/14/2023	San Jose St.	23	22	45	3.0-9	0-0	0	0-0	0-0	1	6	0	3-3	0	0	0	0	24
10/21/2023	Hawaii	22	42	64	3.0-14	2-13	2	1-0	3-5	2	8	0	6-6	0	0	0	14	42
10/28/2023	at Nevada	39	30	69	10.0-32	1-6	1	0-0	0-0	2	0	0	1-1	1	0	0	0	24
11/04/2023	UNLV	26	28	54	0.0-0	0-0	0	0-0	0-0	1	4	0	2-2	0	0	0	0	14
11/11/2023	at Boise St.	33	24	57	3.0-10	1-7	0	0-0	0-0	1	3	0	2-2	0	0	0	0	14
11/18/2023	at Fresno St.	26	22	48	3.0-23	2-21	1	1-0	0-0	4	5	0	1-1	0	0	0	0	25
11/24/2023	Utah St.	37	38	75	6.0-18	3-14	1	0-0	1-2	3	3	0	5-5	0	0	0	0	41
New Mexico		386	336	722	46.0-197	15-117	10	4-37	4-3	23	48	1	37-38	1	0	0	28	327
Opponents		391	386	777	68.0-235	19-119	6	5-70	10-203	30	51	2	47-47	2	1	0	63	421

Date	Opponent	Punting									Field Goals			Kickoffs				
		no.	yds	avg	long	blkd	tb	fc	50+	i20	md-att	long	blkd	no.	yds	avg	tb	ob
09/02/2023	at Texas A&M	6	225	37.5	50	0	0	2	1	1	1-1	27	0	3	136	45.3	0	0
09/09/2023	Tennessee Tech	2	92	46.0	53	0	0	1	1	0	0-0	0	0	9	572	63.6	5	0
09/16/2023	New Mexico St.	3	128	42.7	48	0	0	0	0	1	1-2	25	0	4	257	64.3	2	0
09/23/2023	at Massachusetts	5	188	37.6	51	0	0	2	1	2	0-0	0	0	5	264	52.8	0	0
09/30/2023	at Wyoming	4	201	50.3	61	0	1	0	2	1	2-2	39	0	5	303	60.6	3	0
10/14/2023	San Jose St.	7	278	39.7	59	1	0	3	3	3	1-1	41	0	5	306	61.2	2	0
10/21/2023	Hawaii	3	161	53.7	60	0	0	1	2	2	0-0	0	0	7	447	63.9	5	0
10/28/2023	at Nevada	5	210	42.0	50	0	0	2	1	2	1-1	47	0	4	208	52.0	0	0
11/04/2023	UNLV	6	270	45.0	53	0	0	2	3	1	0-1	0	0	3	195	65.0	2	0
11/11/2023	at Boise St.	4	158	39.5	46	0	0	3	0	0	0-1	0	0	3	169	56.3	0	0
11/18/2023	at Fresno St.	3	110	36.7	40	0	0	1	0	1	2-2	38	0	7	336	48.0	0	0
11/24/2023	Utah St.	5	183	36.6	46	0	0	1	0	3	2-3	22	0	6	302	50.3	2	0
New Mexico		53	2204	41.6	61	1	1	18	14	17	10-14	47	0	61	3495	57.3	21	0
Opponents		38	1618	42.6	60	0	3	16	6	16	20-24	52	1	78	4853	62.2	35	3



Opponent Game-By-Game

Date	Opponent	Rushing				Receiving				Passing				Kick Returns				Punt Returns				tot	
		no.	yds	td	lg	no.	yds	td	lg	cmp-att-int	yds	td	lg	no.	yds	td	lg	no.	yds	td	lg	off	
09/02/2023	at Texas A&M	29	134	1	27	24	277	6	35	24-34-0	277	6	35	1	27	0	27	4	53	0	44	411	
09/09/2023	Tennessee Tech	35	98	0	9	20	190	1	31	20-36-0	190	1	31	1	14	0	14	0	0	0	0	288	
09/16/2023	New Mexico St.	30	177	1	26	10	220	2	75	10-15-0	220	2	75	2	42	0	25	2	21	0	21	397	
09/23/2023	at Massachusetts	45	197	1	21	16	298	2	65	16-25-0	298	2	65	4	83	0	26	2	14	0	20	495	
09/30/2023	at Wyoming	31	239	2	66	16	194	1	66	16-25-0	194	1	66	2	42	0	24	1	-4	0	0	433	
10/14/2023	San Jose St.	32	259	4	68	8	272	2	61	8-17-0	272	2	61	3	39	0	20	2	54	1	44	531	
10/21/2023	Hawaii	15	58	0	14	33	345	3	52	33-52-3	345	3	52	2	33	0	21	1	-15	0	1	403	
10/28/2023	at Nevada	48	180	2	31	10	131	0	51	10-19-0	131	0	51	3	38	0	20	1	37	0	37	311	
11/04/2023	UNLV	32	169	5	23	13	247	3	58	13-18-0	247	3	58	1	34	0	34	3	161	0	59	416	
11/11/2023	at Boise St.	42	219	3	22	11	265	2	74	11-19-0	265	2	74	3	65	0	26	0	0	0	0	484	
11/18/2023	at Fresno St.	19	34	2	11	18	195	0	53	18-32-0	195	0	53	6	113	0	34	1	39	0	39	229	
11/24/2023	Utah St.	50	302	4	29	16	198	2	57	16-27-1	198	2	57	1	6	0	6	0	0	0	0	500	
Opponents		408	2066	25	68	195	2832	24	75	195-319-4	2832	24	75	29	536	0	34	17	360	1	59	4898	
New Mexico		440	2312	26	64	198	2615	17	78	198-353-10	2615	17	78	28	483	0	30	4	5	0	6	4927	

Opponents Averages

Games	Avg/ rush	Avg/ catch	Pass effic	KR avg	PR avg	All purpose avg/game	Total offense avg/game
12	5.1	14.5	158.0	18.5	21.2	499.8	408.2

Date	Opponent	Tackles			Sacks	Fumble	Pass Defense			blkd	PAT attempts			off				
		ua	a total	tfl-yds	no-yds	ff fr-yds	int-yds	qbh	brup	kick	kick	rush	rcv	saf	t/o	pts		
09/02/2023	at Texas A&M	38	32	70	10.0-34	2-13	0	0-0	1-0	6	5	0	7-7	0	0	0	7	52
09/09/2023	Tennessee Tech	26	36	62	5.0-11	0-0	0	0-0	2-45	2	2	0	1-1	0	0	0	0	10
09/16/2023	New Mexico St.	41	18	59	6.0-26	1-9	1	1-0	0-0	2	7	0	3-3	0	0	0	7	27
09/23/2023	at Massachusetts	20	48	68	8.0-28	3-19	1	0-0	0-0	1	5	0	2-2	0	1	0	0	31
09/30/2023	at Wyoming	32	22	54	5.0-28	2-20	2	1-8	1-9	2	9	1	3-3	0	0	0	7	35
10/14/2023	San Jose St.	33	30	63	3.0-8	1-2	0	0-0	1-0	2	6	1	7-7	0	0	0	7	52
10/21/2023	Hawaii	27	40	67	4.0-11	1-7	0	0-0	0-0	2	1	0	3-3	0	0	0	0	21
10/28/2023	at Nevada	30	26	56	4.0-6	0-0	0	0-0	3-108	2	3	0	2-2	1	0	0	18	34
11/04/2023	UNLV	41	34	75	3.0-20	1-11	1	2-62	0-0	2	0	0	8-8	0	0	0	14	56
11/11/2023	at Boise St.	31	22	53	7.0-34	3-21	1	1-0	0-0	4	3	0	4-4	1	0	0	3	42
11/18/2023	at Fresno St.	40	30	70	5.0-9	2-2	0	0-0	2-41	2	3	0	2-2	0	0	0	0	17
11/24/2023	Utah St.	32	48	80	8.0-20	3-15	0	0-0	0-0	3	7	0	5-5	0	0	0	0	44
Opponents		391	386	777	68.0-235	19-119	6	5-70	10-203	30	51	2	47-47	2	1	0	63	421
New Mexico		386	336	722	46.0-197	15-117	10	4-37	4-3	23	48	1	37-38	1	0	0	28	327

Date	Opponent	Punting							Field Goals			Kickoffs						
		no.	yds	avg	long	blkd	tb	fc	50+	i20	md-att	long	blkd	no.	yds	avg	tb	ob
09/02/2023	at Texas A&M	2	92	46.0	49	0	0	1	0	0	1-2	39	1	9	581	64.6	3	0
09/09/2023	Tennessee Tech	6	248	41.3	47	0	0	5	0	1	1-1	37	0	2	129	64.5	0	1
09/16/2023	New Mexico St.	3	128	42.7	52	0	0	1	1	1	2-2	47	0	6	390	65.0	4	0
09/23/2023	at Massachusetts	0	0	0.0	0	0	0	0	0	0	3-4	34	0	6	332	55.3	0	0
09/30/2023	at Wyoming	4	171	42.8	56	0	2	1	1	1	4-4	38	0	8	486	60.8	4	0
10/14/2023	San Jose St.	2	95	47.5	51	0	1	1	1	0	1-2	39	0	9	545	60.6	2	0
10/21/2023	Hawaii	1	43	43.0	43	0	0	0	0	0	0-0	0	0	4	260	65.0	4	0
10/28/2023	at Nevada	5	212	42.4	48	0	0	1	0	3	4-4	52	0	8	518	64.8	4	0
11/04/2023	UNLV	2	78	39.0	47	0	0	1	0	2	0-0	0	0	9	579	64.3	5	0
11/11/2023	at Boise St.	2	94	47.0	55	0	0	1	1	2	2-2	44	0	8	489	61.1	4	0
11/18/2023	at Fresno St.	6	245	40.8	43	0	0	4	0	3	1-2	44	0	3	187	62.3	2	1
11/24/2023	Utah St.	5	212	42.4	60	0	0	0	2	3	1-1	32	0	6	357	59.5	3	1
Opponents		38	1618	42.6	60	0	3	16	6	16	20-24	52	1	78	4853	62.2	35	3
New Mexico		53	2204	41.6	61	1	1	18	14	17	10-14	47	0	61	3495	57.3	21	0



Game-By-Game Comparison

Opponent	Score	Total	First Downs			Pen	Rushing		Passing		Total Offense Plays-Yards	Return Yards	Turn-Overs
			Rush	Pass			Number-Yards	Comp-Att.-Int	Yards				
Texas A&M	10-52	18 / 27	6 / 9	8 / 13	4 / 5		32-91 / 29-134	16-28-1 / 24-34-0	131 / 277	60-222 / 63-411	91 / 80	1 / 0	
Tennessee Tech	56-10	24 / 19	10 / 6	11 / 9	3 / 4		36-296 / 35-98	15-20-2 / 20-36-0	291 / 190	56-587 / 71-288	50 / 59	2 / 2	
New Mexico St.	17-27	26 / 15	11 / 7	13 / 8	2 / 0		32-154 / 30-177	20-39-0 / 10-15-0	247 / 220	71-401 / 45-397	57 / 63	1 / 0	
Massachusetts	34-31	19 / 21	7 / 10	8 / 9	4 / 2		38-136 / 45-197	9-17-0 / 16-25-0	192 / 298	55-328 / 70-495	85 / 97	0 / 0	
Wyoming	26-35	25 / 18	9 / 9	13 / 7	3 / 2		31-225 / 31-239	18-36-1 / 16-25-0	192 / 194	67-417 / 56-433	81 / 55	2 / 0	
San Jose St.	24-52	18 / 18	6 / 9	12 / 6	0 / 3		36-129 / 32-259	18-30-1 / 8-17-0	262 / 272	66-391 / 49-531	19 / 93	1 / 0	
Hawaii	42-21	25 / 27	12 / 2	11 / 21	2 / 4		38-227 / 15-58	20-26-0 / 33-52-3	202 / 345	64-429 / 67-403	5 / 18	0 / 4	
Nevada	24-34	22 / 20	5 / 10	13 / 6	4 / 4		23-83 / 48-180	21-40-3 / 10-19-0	317 / 131	63-400 / 67-311	85 / 183	3 / 0	
UNLV	14-56	20 / 17	9 / 10	11 / 7	0 / 0		45-166 / 32-169	17-26-0 / 13-18-0	196 / 247	71-362 / 50-416	47 / 257	2 / 0	
Boise St.	14-42	21 / 24	9 / 13	10 / 9	2 / 2		31-123 / 42-219	17-26-0 / 11-19-0	200 / 265	57-323 / 61-484	10 / 65	1 / 0	
Fresno St.	25-17	26 / 13	20 / 3	6 / 8	0 / 2		51-345 / 19-34	10-21-2 / 18-32-0	183 / 195	72-528 / 51-229	0 / 193	2 / 1	
Utah St.	41-44	35 / 30	18 / 17	7 / 7	10 / 6		47-337 / 50-302	17-44-0 / 16-27-1	202 / 198	91-539 / 77-500	-2 / 6	0 / 1	
Totals	327-421	279 / 249	122 / 105	123 / 110	34 / 34		440-2312 / 408-2066	198-353-10 / 195-319-4	2615 / 2832	793-4927 / 727-4898	528 / 1169	15 / 8	

Opponents	3rd Down Conversion	4th Down Conversion	Time of Possession	TOP Margin	Avg Yds/Rush	Avg Yds/Pass	Avg Yds/Play	Punting Number-Avg	Penalties		Sacks
									Number-Yards		
Texas A&M	3-13 / 3-7	1-2 / 1-1	34:20 / 25:40	08:40	2.8 / 4.6	4.7 / 8.1	3.7 / 6.5	6-37.5 / 2-46.0	10-114.0 / 9-88.0	2 / 2	
Tennessee Tech	6-9 / 9-18	0-0 / 0-2	28:56 / 28:38	00:18	8.2 / 2.8	14.6 / 5.3	10.5 / 4.1	2-46.0 / 6-41.3	11-95.0 / 12-93.0	1 / 0	
New Mexico St.	6-12 / 2-7	1-1 / 0-0	32:07 / 27:53	04:14	4.8 / 5.9	6.3 / 14.7	5.6 / 8.8	3-42.7 / 3-42.7	7-55.0 / 7-77.0	1 / 1	
Massachusetts	5-10 / 6-13	0-0 / 0-3	27:49 / 32:11	-04:22	3.6 / 4.4	11.3 / 11.9	6.0 / 7.1	5-37.6 / 0-0.0	6-55.0 / 11-75.0	1 / 3	
Wyoming	6-14 / 2-11	1-1 / 0-0	31:13 / 28:47	02:26	7.3 / 7.7	5.3 / 7.8	6.2 / 7.7	4-50.3 / 4-42.8	10-90.0 / 6-60.0	1 / 2	
San Jose St.	5-15 / 3-8	2-2 / 1-1	33:46 / 26:14	07:32	3.6 / 8.1	8.7 / 16.0	5.9 / 10.8	7-39.7 / 2-47.5	15-120.0 / 11-86.0	0 / 1	
Hawaii	4-8 / 1-10	1-1 / 2-5	34:15 / 25:45	08:30	6.0 / 3.9	7.8 / 6.6	6.7 / 6.0	3-53.7 / 1-43.0	10-110.0 / 2-30.0	2 / 1	
Nevada	3-12 / 4-13	2-3 / 0-0	24:33 / 35:27	-10:54	3.6 / 3.8	7.9 / 6.9	6.3 / 4.6	5-42.0 / 5-42.4	7-60.0 / 12-111.0	1 / 0	
UNLV	4-12 / 5-8	1-2 / 1-1	37:18 / 22:42	14:36	3.7 / 5.3	7.5 / 13.7	5.1 / 8.3	6-45.0 / 2-39.0	7-60.0 / 6-35.0	0 / 1	
Boise St.	4-10 / 6-10	0-1 / 0-1	32:53 / 27:07	05:46	4.0 / 5.2	7.7 / 13.9	5.7 / 7.9	4-39.5 / 2-47.0	9-62.0 / 4-40.0	1 / 3	
Fresno St.	7-13 / 4-13	0-0 / 1-1	39:05 / 20:55	18:10	6.8 / 1.8	8.7 / 6.1	7.3 / 4.5	3-36.7 / 6-40.8	12-100.0 / 2-10.0	2 / 2	
Utah St.	7-17 / 4-14	0-1 / 3-3	34:13 / 28:33	05:40	7.2 / 6.0	4.6 / 7.3	5.9 / 6.5	5-36.6 / 5-42.4	15-155.0 / 13-183.0	3 / 3	
Totals	60-145 / 49-132	9-14 / 9-18	390:28 / 329:52	60:36	5.3 / 5.1	7.4 / 8.9	6.2 / 6.7	53-41.6 / 38-42.6	119-1076 / 95-888.0	15 / 19	

Note: Game totals are displayed in the format TEAM/OPPONENT for each category



RB - Jaylen Morgan

2021 (New Mexico Highlands)

Date	Opponent	Rush	Yds	TD	LG	Rec	Yds	TD	LG
Sept 7	FLC				Did Not Play				
Sept 14	at ADAMS ST				Did Not Play				
Sept 21	DIXIE ST	8	25	0	8	0	0	0	0
Sept 28	at CO MINES	3	1	0	1	0	0	0	0
Oct 12	CSU PUEBLO				Did Not Play				
Oct 19	BHSU	0	0	0	0	0	0	0	0
Oct 26	SD MINES				Did Not Play				
Nov 2	CHADRON	1	0	0	0	0	0	0	0
Nov 9	at WEST CO	0	0	0	0	0	0	0	0
Nov 16	at CO MESA	2	3	0	2	0	0	0	0
Nov 23	WNMU				Did Not Play				
TOTAL		14	29	0	8	0	0	0	0

2023

Date	Opponent	Rush	Yds	TD	LG	Rec	Yds	TD	LG
Sept 2	at TAMU				Did Not Play				
Sept 9	TTU	0	0	0	0	0	0	0	0
Sept 16	NMSU				Did Not Play				
Sept 23	at UMASS				Did Not Play				
Sept 30	at WYO				Did Not Play				
Oct 14	SJSU				Did Not Play				
Oct 21	HAW	1	4	0	4	0	0	0	0
Oct 28	at NEV				Did Not Play				
Nov 4	UNLV				Did Not Play				
Nov 11	at BSU				Did Not Play				
Nov 18	at FS	0	0	0	0	0	0	0	0
Nov 24	USU				Did Not Play				
TOTAL		1	4	0	4	0	0	0	0
NMHSU TOTAL (6 GMS)		14	29	0	8	0	0	0	0
CAREER		15	33	0	8	0	0	0	0

RB - NaQuari Rogers

2022 (Campbell)

Date	Opponent	Rush	Yds	TD	LG	Rec	Yds	TD	LG
Sept 1	CIT				Did Not Play				
Sept 10	at W&M	3	15	0	6	0	0	0	0
Sept 17	at ECU	13	35	0	13	3	27	0	22
Oct 1	at NCCENT	11	78	1	35	1	12	0	12
Oct 8	CHAR SO	12	54	0	11	0	0	0	0
Oct 15	RMU	10	33	0	10	3	12	0	6
Oct 22	at JSU	13	22	0	6	3	31	0	18
Oct 29	at NC A&T				Did Not Play				
Nov 5	at BRYANT	12	68	1	24	2	17	1	9
Nov 12	G-WEBB	4	-1	1	5	1	8	0	8
Nov 19	at DEL	8	47	1	35	0	0	0	0
TOTAL		86	351	4	35	13	107	1	22

2023 (Campbell)

Date	Opponent	Rush	Yds	TD	LG	Rec	Yds	TD	LG
Aug 31	W&M	5	26	0	17	0	0	0	0
Sept 9	at CIT	7	42	0	12	0	0	0	0
Sept 16	at MONMOUTH	21	152	3	32	1	24	0	24
Sept 23	ELON	9	32	1	6	5	22	0	11
Sept 30	at NC CENT	14	57	1	17	1	2	0	2
Oct 7	at HAMP	29	90	1	25	3	52	0	33
Oct 21	MAINE	1	12	0	12	1	12	0	12
Oct 28	at RICH				Did Not Play				
Nov 4	at UNC				Did Not Play				
Nov 11	DEL				Did Not Play				
Nov 18	at NC A&T	13	64	0	11	0	0	0	0
TOTAL		99	475	6	32	11	112	0	33
CAMP CAREER (17 GMS)		185	826	10	35	24	219	1	33
OVERALL CAREER		185	826	10	35	24	219	1	33

RB - Eli Sanders

2021 (Iowa State)

Date	Opponent	Rush	Yds	TD	LG	Rec	Yds	TD	LG
Sept 4	UNI				Did Not Play				
Sept 11	IOWA	2	2	0	5	3	41	0	19
Sept 18	at UNLV	3	4	0	3	0	0	0	0
Sept 25	at BAY	0	0	0	0	0	0	0	0
Oct 2	KANSAS	4	23	0	11	0	0	0	0
Oct 16	at KSTATE				Did Not Play				
Oct 23	OKSTATE				Did Not Play				
Oct 30	at WVU				Did Not Play				
Nov 6	TEXAS				Did Not Play				
Nov 13	at TTU				Did Not Play				
Nov 20	at OKLA				Did Not Play				
Nov 26	TCU				Did Not Play				
Dec 29	vs. CLEM				Did Not Play				
TOTAL		9	29	0	11	3	41	0	19

2022 (Iowa State)

Date	Opponent	Rush	Yds	TD	LG	Rec	Yds	TD	LG
Sept 3	SEMO	7	24	0	7	2	14	0	9
Sept 10	at IOWA	4	10	0	5	0	0	0	0
Sept 17	OHIO	8	28	0	10	1	3	0	3
Sept 24	BAY				Did Not Play				
Oct 1	at KANSAS	7	20	0	7	1	5	0	5
Oct 8	KSTATE	0	0	0	0	1	4	0	4
Oct 15	at TEXAS	2	0	0	3	0	0	0	0
Oct 29	OKLA				Did Not Play				
Nov 5	WVU				Did Not Play				
Nov 12	at OKSTATE				Did Not Play				
Nov 19	TTU	12	24	0	9	2	25	0	15
Nov 26	at TCU	7	91	0	43	0	0	0	0
TOTAL		47	197	0	43	7	51	0	15

2023 (Iowa State)

Date	Opponent	Rush	Yds	TD	LG	Rec	Yds	TD	LG
Sept 2	UNI	5	13	0	6	0	0	0	0
Sept 9	IOWA				Did Not Play				
Sept 16	at OHIO				Did Not Play				
Sept 23	OKSTATE	15	58	1	15	2	18	0	11
Sept 30	at OKLA	7	41	0	13	1	0	0	0
Oct 7	TCU	16	99	1	29	0	0	0	0
Oct 14	at CINCY	16	52	0	13	0	0	0	0
Oct 28	at BAY	14	90	0	27	1	11	0	11
Nov 4	KANSAS	14	57	1	10	0	0	0	0
Nov 11	at BYU	9	57	1	15	0	0	0	0
Nov 18	TEXAS	6	10	0	6	1	14	1	14
Nov 25	at KSTATE				Did Not Play				
Dec 29	vs. MEM				Did Not Play				
TOTAL		102	477	4	29	5	43	1	14
ISU CAREER (21 GMS)		158	703	4	43	15	135	1	39
OVERALL CAREER		158	703	4	43	15	135	1	39

WR - Michael Buckley

2021

Date	Opponent	Rush	Yds	TD	LG	Rec	Yds	TD	LG
Sept 2	HBU				Did Not Play				
Sept 11	NMSU				Did Not Play				
Sept 18	at TAMU				Did Not Play				
Sept 25	at UTEP				Did Not Play				
Oct 2	AFA				Did Not Play				
Oct 9	at SDSU				Did Not Play				
Oct 16	CSU				Did Not Play				
Oct 23	at WYO				Did Not Play				
Nov 6	UNLV				Did Not Play				
Nov 13	at FS				Did Not Play				
Nov 20	at BSU				Did Not Play				
Nov 26	USU	0	0	0	0	0	0	0	0
TOTAL		0	0	0	0	0	0	0	0

2022

Date	Opponent	Rush	Yds	TD	LG	Rec	Yds	TD	LG
Sept 3	MAINE				Did Not Play				
Sept 9	BSU				Did Not Play				
Sept 17	UTEP				Did Not Play				
Sept 24	at LSU				Did Not Play				
Sept 30	at UNLV				Did Not Play				
Oct 8	WYO				Did Not Play				
Oct 15	at NMSU				Did Not Play				
Oct 22	FS				Did Not Play				
Nov 5	at USU				Did Not Play				
Nov 12	at AFA				Did Not Play				
Nov 18	SDSU				Did Not Play				
Nov 25	at CSU				Did Not Play				
TOTAL		0	0	0	0	0	0	0	0

2023

Date	Opponent	Rush	Yds	TD	LG	Rec	Yds	TD	LG
Sept 2	at TAMU				Did Not Play				
Sept 9	TTU				Did Not Play				
Sept 16	NMSU				Did Not Play				
Sept 23	at UMASS				Did Not Play				
Sept 30	at WYO				Did Not Play				
Oct 14	SJSU				Did Not Play				
Oct 21	HAW				Did Not Play				
Oct 28	at NEV</								

2024 Football Media Guide



DB - Christian Ellis 2022

Date	Opponent	TKL	TFL-Yds	Sack-Yds	FF	FR-Yds	PBU	INT-yds	TD
Sept 3	MAINE								
Sept 9	BSU								
Sept 17	UTEP								
Sept 24	at LSU								
Sept 30	at UNLV								
Oct 8	WYO	0	0.0-0	0.0-0	0	0-0	0	0-0	0
Oct 15	at NMSU	0	0.0-0	0.0-0	0	0-0	0	0-0	0
Oct 22	FS	0	0.0-0	0.0-0	0	0-0	0	0-0	0
Nov 5	at USU	1	0.0-0	0.0-0	0	0-0	0	0-0	0
Nov 12	at AFA	0	0.0-0	0.0-0	0	0-0	0	0-0	0
Nov 18	SDSU	2	0.0-0	0.0-0	0	0-0	0	0-0	0
Nov 25	at CSU	0	0.0-0	0.0-0	0	0-0	0	0-0	0
TOTAL		3	0.0-0	0.0-0	0	0-0	0	0-0	0

2023

Date	Opponent	TKL	TFL-Yds	Sack-Yds	FF	FR-Yds	PBU	INT-yds	TD
Sept 2	at TAMU	2	0.0-0	0.0-0	0	0-0	0	0-0	0
Sept 9	TTU	6	1.0-9	0.0-0	0	0-0	0	0-0	0
Sept 16	NMSU	2	0.0-0	0.0-0	0	0-0	0	0-0	0
Sept 23	at UMASS	10	0.0-0	0.0-0	0	0-0	1	0-0	0
Sept 30	at WYO	5	0.0-0	0.0-0	0	0-0	0	0-0	0
Oct 14	SJSU	7	0.0-0	0.0-0	0	0-0	1	0-0	0
Oct 21	HAW	6	0.0-0	0.0-0	0	0-0	0	0-0	0
Oct 28	at NEV	5	0.0-0	0.0-0	0	0-0	0	0-0	0
Nov 4	UNLV	3	0.0-0	0.0-0	0	0-0	1	0-0	0
Nov 11	at BSU	5	0.0-0	0.0-0	0	0-0	1	0-0	0
Nov 18	at FS	1	0.0-0	0.0-0	0	0-0	0	0-0	0
Nov 24	USU	7	0.0-0	0.0-0	0	0-0	1	0-0	0
TOTAL		59	1.0-9	0.0-0	0	0-0	4	0-0	0
CAREER		61	1.0-9	0.0-0	0	0-0	4	0-0	0

DB - Pierre Kemiari, Jr.

2020 (Ohio)

Date	Opponent	TKL	TFL-Yds	Sack-Yds	FF	FR-Yds	PBU	INT-yds	TD
Nov 4	at CMU	0	0.0-0	0.0-0	0	0-0	0	0-0	0
Nov 10	AKR	0	0.0-0	0.0-0	0	0-0	0	0-0	0
Nov 28	at BG	0	0.0-0	0.0-0	0	0-0	0	0-0	0
TOTAL		0	0.0-0	0.0-0	0	0-0	0	0-0	0

2021 (Ohio)

Date	Opponent	TKL	TFL-Yds	Sack-Yds	FF	FR-Yds	PBU	INT-yds	TD
Sept 4	'CUSE	2	0.0-0	0.0-0	0	0-0	0	0-0	0
Sept 11	DUQ	1	0.0-0	0.0-0	0	0-0	1	0-0	0
Sept 16	at L'SANA								
Sept 25	at NW	2	0.0-0	0.0-0	0	0-0	0	0-0	0
Oct 2	at AKRON								
Oct 9	CMU	4	0.0-0	0.0-0	0	0-0	0	0-0	0
Oct 16	at BUFF	1	0.0-0	0.0-0	0	0-0	0	0-0	0
Oct 23	KENT ST	1	0.0-0	0.0-0	0	0-0	0	0-0	0
Nov 2	MIA (OH)								
Nov 9	at EMU	0	0.0-0	0.0-0	0	0-0	0	0-0	0
Nov 16	TOL	0	0.0-0	0.0-0	0	0-0	0	0-0	0
Nov 26	at BGU	0	0.0-0	0.0-0	0	0-0	0	0-0	0
TOTAL		11	0.0-0	0.0-0	0	0-0	1	0-0	0

2022 (Texas State)

Date	Opponent	TKL	TFL-Yds	Sack-Yds	FF	FR-Yds	PBU	INT-yds	TD
Sept 3	at NEV								
Sept 10	FIU								
Sept 17	at BAY								
Sept 24	HCU								
Oct 1	at JMU								
Oct 8	APP ST								
Oct 15	at TROY								
Oct 22	SO MISS								
Nov 5	at ULM								
Nov 12	at USA								
Nov 19	ARK ST								
Nov 26	L'SIANA								
TOTAL		0	0.0-0	0.0-0	0	0-0	0	0-0	0
OHIO CAREER (12 gms)		11	0.0-0	0.0-0	0	0-0	1	0-0	0
TXST CAREER (0 gms)		0	0.0-0	0.0-0	0	0-0	0	0-0	0
CAREER		11	0.0-0	0.0-0	0	0-0	1	0-0	0

DB - Dereck Moore 2023

Date	Opponent	TKL	TFL-Yds	Sack-Yds	FF	FR-Yds	PBU	INT-yds	TD
Sept 2	at TAMU								
Sept 9	TTU								
Sept 16	NMSU								
Sept 23	at UMASS	1	0.0-0	0.0-0	0	0-0	0	0-0	0
Sept 30	at WYO	0	0.0-0	0.0-0	0	0-0	0	0-0	0
Oct 14	SJSU	0	0.0-0	0.0-0	0	0-0	0	0-0	0
Oct 21	HAW	7	0.0-0	0.0-0	0	0-0	0	0-0	0
Oct 28	at NEV	10	0.0-0	0.0-0	0	0-0	0	0-0	0
Nov 4	UNLV	8	0.0-0	0.0-0	0	0-0	0	0-0	0
Nov 11	at BSU	8	0.0-0	0.0-0	0	0-0	1	0-0	0
Nov 18	at FS	3	0.0-0	0.0-0	0	0-0	0	0-0	0
Nov 24	USU	12	0.0-0	0.0-0	0	0-0	0	0-0	0
TOTAL		49	0.0-0	0.0-0	0	0-0	0	0-0	0

DB - David Murphy

2022

Date	Opponent	TKL	TFL-Yds	Sack-Yds	FF	FR-Yds	PBU	INT-yds	TD
Sept 3	MAINE	0	0.0-0	0.0-0	0	0-0	0	0-0	0
Sept 9	BSU								
Sept 17	UTEP								
Sept 24	at LSU								
Sept 30	at UNLV								
Oct 8	WYO								
Oct 15	at NMSU								
Oct 22	FS								
Nov 5	at USU								
Nov 12	at AFA								
Nov 18	SDSU								
Nov 25	at CSU								
TOTAL		0	0.0-0	0.0-0	0	0-0	0	0-0	0

2023

Date	Opponent	TKL	TFL-Yds	Sack-Yds	FF	FR-Yds	PBU	INT-yds	TD
Sept 2	at TAMU								
Sept 9	TTU	0	0.0-0	0.0-0	0	0-0	0	0-0	0
Sept 16	NMSU	1	0.0-0	0.0-0	0	0-0	0	0-0	0
Sept 23	at UMASS	1	0.0-0	0.0-0	0	0-0	0	0-0	0
Sept 30	at WYO	0	0.0-0	0.0-0	0	0-0	0	0-0	0
Oct 14	SJSU	1	0.0-0	0.0-0	0	0-0	0	0-0	0
Oct 21	HAW	0	0.0-0	0.0-0	0	0-0	0	0-0	0
Oct 28	at NEV	0	0.0-0	0.0-0	0	0-0	0	0-0	0
Nov 4	UNLV	0	0.0-0	0.0-0	0	0-0	0	0-0	0
Nov 11	at BSU	0	0.0-0	0.0-0	0	0-0	1	0-0	0
Nov 18	at FS	0	0.0-0	0.0-0	0	0-0	0	0-0	0
Nov 24	USU	0	0.0-0	0.0-0	0	0-0	0	0-0	0
TOTAL		2	0.0-0	0.0-0	0	0-0	0	0-0	0
CAREER		2	0.0-0	0.0-0	0	0-0	0	0-0	0

DB - Noa Pola-Gates

2019 (Nebraska)

Date	Opponent	TKL	TFL-Yds	Sack-Yds	FF	FR-Yds	PBU	INT-yds	TD
Aug 31	USA								
Sept 7	at CU	0	0.0-0	0.0-0	0	0-0	1	0-0	0
Sept 14	NIU	0	0.0-0	0.0-0	0	0-0	0	0-0	0
Sept 21	at ILL								
Sept 28	OSU								
Oct 5	NW								
Oct 12	at MINN								
Oct 16	IND								
Nov 2	at PUR								
Nov 16	WISC								
Nov 23	at MARY								
Nov 30	IOWA								
TOTAL		0	0.0-0	0.0-0	0	0-0	0	0-0	0

2020 (Nebraska)

Date	Opponent	TKL	TFL-Yds	Sack-Yds	FF	FR-Yds	PBU	INT-yds	TD
Oct 24	at OSU	1	0.0-0	0.0-0	0	0-0	0	0-0	0
Oct 31	WISC								
Nov 7	at NW	0	0.0-0	0.0-0	0	0-0	0	0-0	0
Nov 14	PSU	2	0.0-0	0.0-0	0	0-0	0	0-0	0
Nov 21	ILL	0	0.0-0	0.0-0	0	0-0	0	0-0	0
Nov 27	at IOWA	0	0.0-0	0.0-0	0	0-0	0	0-0	0
Dec 5	at PUR	0	0.0-0	0.0-0	0	0-0	0	0-0	0
Dec 12	MINN	0	0.0-0	0.0-0	0	0-0	0	0-0	0
Dec 18	at RUT								
TOTAL		3	0.0-0	0.0-0	0	0-0	0	0-0	0

2021 (Nebraska)

Date	Opponent	TKL	TFL-Yds	Sack-Yds	FF	FR-Yds	PBU	INT-yds	TD
Aug 28	at ILL	0	0.0-0	0.0-0	0	0-0	0	0-0	0
Sept 4	FORD	0	0.0-0	0.0-0	0	0-0	0	0-0	0
Sept 11	BUFF								
Sept 18	at OU								
Sept 25	at MSU	1	0.0-0	0.0-0	0	0-0	0	0-0	0
Oct 2	NW	0	0.0-0	0.0-0	0	0-0	0	0-0	0
Oct 9	MICH	0	0.0-0	0.0-0	0	0-0	0	0-0	0
Oct 16	at MINN	0	0.0-0	0.0-0	0	0-0	0	0-0	0
Oct 30	PUR	0	0.0-0	0.0-0	0	0-0	0	0-0	0
Nov 6	OSU	0	0.0-0	0.0-0	0	0-0	0	0-0	0
Nov 20	at WIS								
Nov 26	IOWA								
TOTAL		1	0.0-0	0.0-0	0	0-0	0	0-0	0



2022 (Pittsburgh)

Date	Opponent	TKL	TFL-Yds	Sack-Yds	FF	FR-Yds	PBU	INT-yds	TD
Sept 1	WVU	0	0.0-0	0.0-0	0	0-0	0	0-0	0
Sept 10	TENN			Did Not Play					
Sept 17	at WVU			Did Not Play					
Sept 24	URI	1	0.0-0	0.0-0	0	0-0	0	0-0	0
Oct 1	GTU			Did Not Play					
Oct 8	VTU			Did Not Play					
Oct 22	at LVILLE			Did Not Play					
Oct 29	at UNC			Did Not Play					
Nov 5	*CUSE			Did Not Play					
Nov 12	at UVA			Did Not Play					
Nov 19	DUKE	0	0.0-0	0.0-0	0	0-0	0	0-0	0
Nov 26	at MIAMI	0	0.0-0	0.0-0	0	0-0	0	0-0	0
Dec 30	vs UCLA			Did Not Play					
TOTAL		1	0.0-0	0.0-0	0	0-0	0	0-0	0

2023 (Pittsburgh)

Date	Opponent	TKL	TFL-Yds	Sack-Yds	FF	FR-Yds	PBU	INT-yds	TD
Sept 2	WOFF	0	0.0-0	0.0-0	0	0-0	0	0-0	0
Sept 9	CINCY	0	0.0-0	0.0-0	0	0-0	0	0-0	0
Sept 16	at WVU	0	0.0-0	0.0-0	0	0-0	0	0-0	0
Sept 23	UNC	0	0.0-0	0.0-0	0	0-0	0	0-0	0
Sept 30	at VTU	1	0.0-0	0.0-0	0	0-0	0	0-0	0
Oct 14	LVILLE	0	0.0-0	0.0-0	0	0-0	0	0-0	0
Oct 21	at WFU	0	0.0-0	0.0-0	0	0-0	0	0-0	0
Oct 28	at UND	0	0.0-0	0.0-0	0	0-0	0	0-0	0
Nov 4	FSUO	0	0.0-0	0.0-0	0	0-0	0	0-0	0
Nov 11	vs. *CUSE			Did Not Play					
Nov 16	BC	0	0.0-0	0.0-0	0	0-0	0	0-0	0
Nov 25	at DUKE	0	0.0-0	0.0-0	0	0-0	0	0-0	0
TOTAL		1	0.0-0	0.0-0	0	0-0	0	0-0	0
PITT CAREER (23 gms)		5	0.0-0	0.0-0	0	0-0	0	0-0	0
CAREER		5	0.0-0	0.0-0	0	0-0	0	0-0	0

DB - Aaron Smith

Date	Opponent	TKL	TFL-Yds	Sack-Yds	FF	FR-Yds	PBU	INT-yds	TD
Sept 2	at TAMU	0	0.0-0	0.0-0	0	0-0	0	0-0	0
Sept 9	TTU	2	0.0-0	0.0-0	0	0-0	1	0-0	0
Sept 16	NMSU	0	0.0-0	0.0-0	0	0-0	0	0-0	0
Sept 23	at UMASS	0	0.0-0	0.0-0	0	0-0	1	0-0	0
Sept 30	at WYO	6	0.0-0	0.0-0	0	0-0	0	0-0	0
Oct 14	SISU	0	0.0-0	0.0-0	0	0-0	0	0-0	0
Oct 21	HAW	0	0.0-0	0.0-0	0	0-0	0	0-0	0
Oct 28	at NEV			Did Not Play					
Nov 4	UNLV	0	0.0-0	0.0-0	0	0-0	0	0-0	0
Nov 11	at BSU	1	0.0-0	0.0-0	0	0-0	1	0-0	0
Nov 18	at FS	1	0.0-0	0.0-0	0	0-0	0	0-0	0
Nov 24	USU	2	0.0-0	0.0-0	0	0-0	0	0-0	0
TOTAL		12	0.0-0	0.0-0	0	0-0	2	0-0	0

DB - Bryson Taylor

Date	Opponent	TKL	TFL-Yds	Sack-Yds	FF	FR-Yds	PBU	INT-yds	TD
Sept 3	MAINE	0	0.0-0	0.0-0	0	0-0	0	0-0	0
Sept 9	BSU			Did Not Play					
Sept 17	at LSE			Did Not Play					
Sept 24	at LSU	0	0.0-0	0.0-0	0	0-0	0	0-0	0
Sept 30	at UNLV			Did Not Play					
Oct 8	WYO	0	0.0-0	0.0-0	0	0-0	0	0-0	0
Oct 15	at NMSU	1	0.0-0	0.0-0	0	0-0	0	0-0	0
Oct 22	FS	1	0.5-2	0.0-0	0	0-0	0	0-0	0
Nov 5	at USU	0	0.0-0	0.0-0	0	0-0	0	0-0	0
Nov 12	at AFA	0	0.0-0	0.0-0	0	0-0	0	0-0	0
Nov 18	SDSU	0	0.0-0	0.0-0	0	0-0	0	0-0	0
Nov 25	at CSU	0	0.0-0	0.0-0	0	0-0	0	0-0	0
TOTAL		2	0.5-2	0.0-0	0	0-0	0	0-0	0

2023

Date	Opponent	TKL	TFL-Yds	Sack-Yds	FF	FR-Yds	PBU	INT-yds	TD
Sept 2	at TAMU	0	0.0-0	0.0-0	0	0-0	0	0-0	0
Sept 9	TTU	1	1.0-4	0.0-0	0	0-0	0	0-0	0
Sept 16	NMSU	0	0.0-0	0.0-0	0	0-0	0	0-0	0
Sept 23	at UMASS	0	0.0-0	0.0-0	0	0-0	0	0-0	0
Sept 30	at WYO	0	0.0-0	0.0-0	0	0-0	0	0-0	0
Oct 14	SISU	1	0.0-0	0.0-0	0	0-0	0	0-0	0
Oct 21	HAW	3	0.0-0	0.0-0	0	0-0	0	0-0	0
Oct 28	at NEV	0	0.0-0	0.0-0	0	0-0	0	0-0	0
Nov 4	UNLV	0	0.0-0	0.0-0	0	0-0	0	0-0	0
Nov 11	at BSU	0	0.0-0	0.0-0	0	0-0	1	0-0	0
Nov 18	at FS	0	0.0-0	0.0-0	0	0-0	0	0-0	0
Nov 24	USU	3	0.0-0	0.0-0	0	0-0	0	0-0	0
TOTAL		8	1.0-4	0.0-0	0	0-0	0	0-0	0
CAREER		10	1.5-6	0.0-0	0	0-0	0	0-0	0

DB - Dominic Tatum

Date	Opponent	TKL	TFL-Yds	Sack-Yds	FF	FR-Yds	PBU	INT-yds	TD
Aug 30	at WFU			Did Not Play					
Sept 7	STONY BK	2	0.0-0	0.0-0	0	0-0	0	0-0	0
Sept 21	at SDSU			Did Not Play					
Sept 28	CSU			Did Not Play					
Oct 5	at LSU			Did Not Play					
Oct 19	NEV	0	0.0-0	0.0-0	0	0-0	0	0-0	0
Oct 26	at AFA	1	0.0-0	0.0-0	0	0-0	0	0-0	0
Nov 2	BYU			Did Not Play					
Nov 9	at FS	0	0.0-0	0.0-0	0	0-0	0	0-0	0
Nov 16	WYO			Did Not Play					
Nov 23	BSU	0	0.0-0	0.0-0	0	0-0	0	0-0	0
Nov 30	at UNM			Did Not Play					
Dec 20	vs. KENT ST			Did Not Play					
TOTAL		3	0.0-0	0.0-0	0	0-0	0	0-0	0

2020 (Utah State)

Date	Opponent	TKL	TFL-Yds	Sack-Yds	FF	FR-Yds	PBU	INT-yds	TD
Oct 24	at BSU	0	0.0-0	0.0-0	0	0-0	0	0-0	0
Oct 31	SDSU	0	0.0-0	0.0-0	0	0-0	0	0-0	0
Nov 5	at NEV	1	0.0-0	0.0-0	0	0-0	0	0-0	0
Nov 14	FS	8	0.5-2	0.0-0	0	0-0	0	0-0	0
Nov 26	UNM	5	0.0-0	0.0-0	0	0-0	0	0-0	0
Dec 3	AFA	5	0.0-0	0.0-0	0	0-0	0	0-0	0
TOTAL		19	0.5-2	0.0-0	0	0-0	0	0-0	0

2021 (Utah State)

Date	Opponent	TKL	TFL-Yds	Sack-Yds	FF	FR-Yds	PBU	INT-yds	TD
Sept 4	at WAZZU	7	0.5-2	0.0-0	0	0-0	0	0-0	0
Sept 10	UND	6	0.0-0	0.0-0	0	0-0	0	0-0	0
Sept 18	at AFA	8	0.0-0	0.0-0	0	0-0	0	0-0	0
Sept 25	BSU			Did Not Play					
Oct 1	BYU			Did Not Play					
Oct 16	at UNLV			Did Not Play					
Oct 22	CSU			Did Not Play					
Oct 30	HAW			Did Not Play					
Nov 6	at NMSU			Did Not Play					
Nov 13	at SISU			Did Not Play					
Nov 20	WYO			Did Not Play					
Nov 26	at UNM			Did Not Play					
Dec 4	at SDSU			Did Not Play					
Dec 18	vs. ORST			Did Not Play					
TOTAL		21	0.5-2	0.0-0	0	0-0	0	0-0	0

2022 (Utah State)

Date	Opponent	TKL	TFL-Yds	Sack-Yds	FF	FR-Yds	PBU	INT-yds	TD
Aug 27	UCONN	0	0.0-0	0.0-0	0	0-0	0	0-0	0
Sept 3	at BAMA	1	0.0-0	0.0-0	0	0-0	0	0-0	0
Sept 10	WEBER ST	1	0.0-0	0.0-0	0	0-0	0	0-0	0
Sept 24	UNLV	2	2.0-7	1.0-3	0	0-0	0	0-0	0
Sept 29	at BYU	0	0.0-0	0.0-0	0	0-0	0	0-0	0
Oct 8	AFA	4	0.0-0	0.0-0	0	0-0	0	0-0	0
Oct 15	at CSU	1	0.0-0	0.0-0	0	0-0	0	0-0	0
Oct 22	at WYO	0	0.0-0	0.0-0	0	0-0	0	0-0	0
Nov 5	UNM	6	0.0-0	0.0-0	0	0-0	0	0-0	0
Nov 12	at HAW	3	0.0-0	0.0-0	0	0-0	0	0-0	0
Nov 19	SISU	1	0.0-0	0.0-0	0	0-0	0	0-0	0
Nov 25	at BSU	4	0.0-0	0.0-0	0	0-0	0	0-0	0
Dec 27	vs MEM	3	0.0-0	0.0-0	0	0-0	0	0-0	0
TOTAL		26	2.0-7	1.0-3	0	0-0			

2024 Football Media Guide



LB - Tirek Austin Cave

2020 Miami									
Date	Opponent	TKL	TFL-Yds	Sack-Yds	FF	FR-Yds	PBU	INT-yds	TD
Sept 10	UAB	0	0.0-0	0.0-0	0	0-0	0	0-0	0
Sept 19	at LOU			Did Not Play					
Sept 26	FSU	2	0.0-0	0.0-0	0	0-0	0	0-0	0
Oct 10	at CLEM	0	0.0-0	0.0-0	1	0-0	0	0-0	0
Oct 17	PITT	1	0.0-0	0.0-0	0	0-0	0	0-0	0
Oct 24	UVA	0	0.0-0	0.0-0	0	0-0	0	0-0	0
Nov 6	at NCST	0	0.0-0	0.0-0	0	0-0	0	0-0	0
Nov 14	at VTECH			Did Not Play					
Dec 5	at DUKE	3	0.0-0	0.0-0	0	0-0	0	0-0	0
Dec 12	UNC	0	0.0-0	0.0-0	0	0-0	0	0-0	0
Dec 19	GTECH			Did Not Play					
Dec 29	vs. OKST	1	0.0-0	0.0-0	0	0-0	0	0-0	0
TOTAL		7	0.0-0	0.0-0	0	0-0	0	0-0	0

2021 Miami

Date	Opponent	TKL	TFL-Yds	Sack-Yds	FF	FR-Yds	PBU	INT-yds	TD
Sept 4	vs. BAMA			Did Not Play					
Sept 11	APPST			Did Not Play					
Sept 18	MICHST			Did Not Play					
Sept 25	CCST	2	0.0-0	0.0-0	0	0-0	0	0-0	0
Sept 30	UVA	0	0.0-0	0.0-0	0	0-0	0	0-0	0
Oct 16	at UNC	0	0.0-0	0.0-0	0	0-0	0	0-0	0
Oct 23	NCST	0	0.0-0	0.0-0	0	0-0	0	0-0	0
Oct 30	at PITT	1	0.0-0	0.0-0	0	0-0	0	0-0	0
Nov 6	GTECH	0	0.0-0	0.0-0	0	0-0	0	0-0	0
Nov 13	at FSU			Did Not Play					
Nov 20	at VTECH	0	0.0-0	0.0-0	0	0-0	0	0-0	0
Nov 27	at DUKE	2	0.0-0	0.0-0	0	0-0	0	0-0	0
TOTAL		5	0.0-0	0.0-0	0	0-0	0	0-0	0

2022 (West Virginia)

Date	Opponent	TKL	TFL-Yds	Sack-Yds	FF	FR-Yds	PBU	INT-yds	TD
Sept 1	at PITT			Did Not Play					
Sept 10	KANSAS			Did Not Play					
Sept 17	TOWSON	0	0.0-0	0.0-0	0	0-0	0	0-0	0
Sept 22	at VTECH	1	0.0-0	0.0-0	0	0-0	0	0-0	0
Oct 1	at Texas	0	0.0-0	0.0-0	0	0-0	0	0-0	0
Oct 13	BAYLOR	0	0.0-0	0.0-0	0	0-0	0	0-0	0
Oct 22	at TTECH	0	0.0-0	0.0-0	0	0-0	0	0-0	0
Oct 29	TCU	0	0.0-0	0.0-0	0	0-0	0	0-0	0
Nov 5	at IAST	0	0.0-0	0.0-0	0	0-0	0	0-0	0
Nov 12	OKLA	0	0.0-0	0.0-0	0	0-0	0	0-0	0
Nov 19	KSTATE	0	0.0-0	0.0-0	0	0-0	0	0-0	0
Nov 26	at OKST	0	0.0-0	0.0-0	0	0-0	0	0-0	0
TOTAL		1	0.0-0	0.0-0	0	0-0	0	0-0	0

2023 (West Virginia)

Date	Opponent	TKL	TFL-Yds	Sack-Yds	FF	FR-Yds	PBU	INT-yds	TD
Sept 2	at PENNST	0	0.0-0	0.0-0	0	0-0	0	0-0	0
Sept 9	DUQUESNE			Did Not Play					
Sept 16	PITT			Did Not Play					
Sept 23	TTECH			Did Not Play					
Sept 30	at TCU			Did Not Play					
Oct 12	at HOU			Did Not Play					
Oct 21	OKST			Did Not Play					
Oct 28	at UCF			Did Not Play					
Nov 4	BYU	1	0.0-0	0.0-0	0	0-0	0	0-0	0
Nov 11	at OKLA	2	0.5-1	0.0-0	0	0-0	0	0-0	0
Nov 18	CINCY			Did Not Play					
Nov 25	at BAY			Did Not Play					
Dec 27	vs. UNC			Did Not Play					
TOTAL		3	0.5-1	0.0-0	0	0-0	0	0-0	0
MIAMI TOTAL (17 gms)		12	0.0-0	0.0-0	0	0-0	0	0-0	0
WVU TOTAL (13 gms)		4	0.5-1	0.0-0	0	0-0	0	0-0	0
CAREER		16	0.5-1	0.0-0	0	0-0	0	0-0	0

LB - Hunter Haemaker

2022									
Date	Opponent	TKL	TFL-Yds	Sack-Yds	FF	FR-Yds	PBU	INT-yds	TD
Sept 3	MAINE			Did Not Play					
Sept 9	BSU			Did Not Play					
Sept 17	UTEP			Did Not Play					
Sept 24	at LSU			Did Not Play					
Sept 30	at UNLV			Did Not Play					
Oct 8	WYO	0	0.0-0	0.0-0	0	0-0	0	0-0	0
Oct 15	at NMSU	0	0.0-0	0.0-0	0	0-0	0	0-0	0
Oct 22	FS	0	0.0-0	0.0-0	0	0-0	0	0-0	0
Nov 5	at USU			Did Not Play					
Nov 12	at AFA	0	0.0-0	0.0-0	0	0-0	0	0-0	0
Nov 18	SDSU	0	0.0-0	0.0-0	0	0-0	0	0-0	0
Nov 25	at CSU	0	0.0-0	0.0-0	0	0-0	0	0-0	0
TOTAL		0	0.0-0	0.0-0	0	0-0	0	0-0	0

2023

Date	Opponent	TKL	TFL-Yds	Sack-Yds	FF	FR-Yds	PBU	INT-yds	TD
Sept 2	at TAMU			Did Not Play					
Sept 9	TTU	0	0.0-0	0.0-0	0	0-0	0	0-0	0
Sept 16	NMSU			Did Not Play					
Sept 23	at UMASS	0	0.0-0	0.0-0	0	0-0	0	0-0	0
Sept 30	at WYO	0	0.0-0	0.0-0	0	0-0	0	0-0	0
Oct 14	SJSU			Did Not Play					
Oct 21	HAW	0	0.0-0	0.0-0	0	0-0	0	0-0	0
Oct 28	at NEV			Did Not Play					
Nov 4	UNLV			Did Not Play					
Nov 11	at BSU			Did Not Play					
Nov 18	at FS			Did Not Play					
Nov 24	USU			Did Not Play					
TOTAL		0	0.0-0	0.0-0	0	0-0	0	0-0	0
CAREER		0	0.0-0	0.0-0	0	0-0	0	0-0	0

LB - Dimitri Johnson

2023									
Date	Opponent	TKL	TFL-Yds	Sack-Yds	FF	FR-Yds	PBU	INT-yds	TD
Sept 2	at TAMU	4	0.0-0	0.0-0	0	0-0	0	0-0	0
Sept 9	TTU	4	0.0-0	0.0-0	0	1-37	1	0-0	0
Sept 16	NMSU	2	0.0-0	0.0-0	0	0-0	0	0-0	0
Sept 23	at UMASS	6	0.5-1	0.0-0	1	0-0	0	0-0	0
Sept 30	at WYO	1	0.0-0	0.0-0	0	0-0	0	0-0	0
Oct 14	SJSU	1	0.0-0	0.0-0	0	0-0	0	0-0	0
Oct 21	HAW	6	0.0-0	0.0-0	0	1-0	1	0-0	0
Oct 28	at NEV	5	1.5-6	0.5-3	0	0-0	0	0-0	0
Nov 4	UNLV	5	0.0-0	0.0-0	0	0-0	1	0-0	0
Nov 11	at BSU	4	0.0-0	0.0-0	0	0-0	1	0-0	0
Nov 18	at FS	4	0.0-0	0.0-0	0	0-0	0	0-0	0
Nov 24	USU	6	0.0-0	0.0-0	0	0-0	1	0-0	0
TOTAL		47	2.0-7	0.5-3	1	2-37	4	0-0	0

LB - Ja'Shon Lowery

2022									
Date	Opponent	TKL	TFL-Yds	Sack-Yds	FF	FR-Yds	PBU	INT-yds	TD
Sept 3	MAINE	0	0.0-0	0.0-0	0	0-0	0	0-0	0
Sept 9	BSU			Did Not Play					
Sept 17	UTEP			Did Not Play					
Sept 24	at LSU			Did Not Play					
Sept 30	at UNLV			Did Not Play					
Oct 8	WYO			Did Not Play					
Oct 15	at NMSU			Did Not Play					
Oct 22	FS			Did Not Play					
Nov 5	at USU			Did Not Play					
Nov 12	at AFA			Did Not Play					
Nov 18	SDSU			Did Not Play					
Nov 25	at CSU			Did Not Play					
TOTAL		0	0.0-0	0.0-0	0	0-0	0	0-0	0

2023

Date	Opponent	TKL	TFL-Yds	Sack-Yds	FF	FR-Yds	PBU	INT-yds	TD
Sept 2	at TAMU	0	0.0-0	0.0-0	0	0-0	0	0-0	0
Sept 9	TTU	0	0.0-0	0.0-0	0	0-0	0	0-0	0
Sept 16	NMSU			Did Not Play					
Sept 23	at UMASS			Did Not Play					
Sept 30	at WYO			Did Not Play					
Oct 14	SJSU			Did Not Play					
Oct 21	HAW	5	0.0-0	0.0-0	0	0-0	0	0-0	0
Oct 28	at NEV	2	2.0-5	0.0-0	0	0-0	0	0-0	0
Nov 4	UNLV			Did Not Play					
Nov 11	at BSU			Did Not Play					
Nov 18	at FS			Did Not Play					
Nov 24	USU			Did Not Play					
TOTAL		7	2.0-5	0.0-0	0	0-0	0	0-0	0
CAREER									



2023 (USC)

Date	Opponent	TKL	TFL-Yds	Sack-Yds	FF	FR-Yds	PBU	INT-yds	TD
Aug 26	SJSU				Did Not Play				
Sept 2	NEV	3	1.0-7	1.0-7	0	0-0	0	0-0	0
Sept 9	STAN	1	0.0-0	0.0-0	0	0-0	0	0-0	0
Sept 23	at ASU	0	0.0-0	0.0-0	0	0-0	0	0-0	0
Sept 30	at COLO	3	1.5-7	1.0-5	0	0-0	0	0-0	0
Oct 7	ARIZ	2	1.0-3	0.0-0	0	0-0	0	0-0	0
Oct 14	at UND	0	0.0-0	0.0-0	0	0-0	0	0-0	0
Oct 21	UTAH	1	1.0-2	0.0-0	0	0-0	0	0-0	0
Oct 28	at CAL	2	0.5-1	0.0-0	0	0-0	0	0-0	0
Nov 4	WASH	0	0.0-0	0.0-0	0	0-0	0	0-0	0
Nov 11	at ORE				Did Not Play				
Nov 18	UCLA				Did Not Play				
Dec 27	vs LOUIS				Did Not Play				
TOTAL	12	5.0-20	2.0-12	0	0-0	0	0-0	0	0
USC TOTALS (35 gms)	36	6.5-21	2.0-12	0	0-0	0	0-0	0	0
CAREER	36	6.5-21	2.0-12	0	0-0	0	0-0	0	0

EDGE - Antoino Harris, Jr.

2022 (Indiana State)

Date	Opponent	TKL	TFL-Yds	Sack-Yds	FF	FR-Yds	PBU	INT-yds	TD
Sept 1	NORTH ALA	0	0.0-0	0.0-0	0	0-0	1	0-0	0
Sept 10	at PURDUE	3	0.0-0	0.0-0	0	0-0	0	0-0	0
Sept 17	MONT				Did Not Play				
Oct 1	at UNI				Did Not Play				
Oct 8	NDSU	0	0.0-0	0.0-0	0	0-0	0	0-0	0
Oct 15	at YSU	0	0.0-0	0.0-0	0	0-0	0	0-0	0
Oct 22	ILL ST	0	0.0-0	0.0-0	0	0-0	0	0-0	0
Oct 29	at SDSU	0	0.0-0	0.0-0	0	0-0	0	0-0	0
Nov 5	NODAK	2	0.0-0	0.0-0	0	0-0	0	0-0	0
Nov 12	at WIU	0	0.0-0	0.0-0	0	0-0	1	0-0	0
Nov 19	MOST	0	0.0-0	0.0-0	0	0-0	0	0-0	0
TOTAL	5	0.0-0	0.0-0	0	0-0	0	2	0-0	0

2023 (Indiana State)

Date	Opponent	TKL	TFL-Yds	Sack-Yds	FF	FR-Yds	PBU	INT-yds	TD
Aug 31	EIU	2	0.5-3	0.5-3	0	0-0	0	0-0	0
Sept 8	at IND	2	0.0-0	0.0-0	0	0-0	0	0-0	0
Sept 16	at BALL ST	4	2.0-14	1.0-6	0	0-0	0	0-0	0
Sept 30	at MURRAY	4	1.0-11	0.0-0	0	0-0	0	0-0	0
Oct 7	UNI	1	0.0-0	0.0-0	0	0-0	0	0-0	0
Oct 14	at ILL ST	0	0.0-0	0.0-0	0	0-0	0	0-0	0
Oct 21	SODAK	1	1.0-9	1.0-9	0	0-0	0	0-0	0
Oct 28	at NODAK	0	0.0-0	0.0-0	0	0-0	2	0-0	0
Nov 4	YSU	1	0.0-0	0.0-0	0	0-0	0	0-0	0
Nov 11	WIU	0	0.0-0	0.0-0	0	0-0	1	0-0	0
Nov 18	at SO ILL	2	1.0-9	1.0-9	0	0-0	0	0-0	0
TOTAL	17	5.5-46	3.5-27	0	0-0	3	0-0	5	0-0
ISU TOTALS (20 gms)	22	5.5-46	3.5-27	0	0-0	5	0-0	5	0-0
CAREER	22	5.5-46	3.5-27	0	0-0	5	0-0	5	0-0

EDGE - #87 Joe Ray Maez (Played TE in 2022)

Date	Opponent	Rush	Yds	TD	LG	Rec	Yds	TD	LG
Sept 3	MAINE	0	0	0	0	0	0	0	0
Sept 9	BSU	0	0	0	0	0	0	0	0
Sept 17	at UTEP	0	0	0	0	0	0	0	0
Sept 24	at LSU	0	0	0	0	0	0	0	0
Sept 30	at UNLV	0	0	0	0	0	0	0	0
Oct 8	WYO	0	0	0	0	0	0	0	0
Oct 15	at NMSU	0	0	0	0	0	0	0	0
Oct 22	FS	0	0	0	0	0	0	0	0
Nov 5	at ASU	0	0	0	0	0	0	0	0
Nov 12	at AFA	0	0	0	0	0	0	0	0
Nov 18	SDSU	0	0	0	0	0	0	0	0
Nov 25	at CSU	0	0	0	0	0	0	0	0
TOTAL	0	0	0	0	0	0	0	0	0

2023

Date	Opponent	TKL	TFL-Yds	Sack-Yds	FF	FR-Yds	PBU	INT-yds	TD
Sept 2	at TAMU	0	0.0-0	0.0-0	0	0-0	0	0-0	0
Sept 9	TTU	0	0.0-0	0.0-0	0	0-0	0	0-0	0
Sept 16	NMSU	0	0.0-0	0.0-0	0	0-0	0	0-0	0
Sept 23	at UMASS	0	0.0-0	0.0-0	0	0-0	0	0-0	0
Sept 30	at WYO	0	0.0-0	0.0-0	0	0-0	0	0-0	0
Oct 14	SJSU	0	0.0-0	0.0-0	0	0-0	0	0-0	0
Oct 21	HAW	1	0.0-0	0.0-0	0	0-0	0	0-0	0
Oct 28	at NEV	1	0.0-0	0.0-0	0	0-0	0	0-0	0
Nov 4	UNLV	0	0.0-0	0.0-0	0	0-0	0	0-0	0
Nov 11	at BSU	0	0.0-0	0.0-0	0	0-0	1	0-0	0
Nov 18	at FS	0	0.0-0	0.0-0	0	0-0	0	0-0	0
Nov 24	USU	0	0.0-0	0.0-0	0	0-0	0	0-0	0
TOTAL	2	0.0-0	0.0-0	0	0-0	0	0	0-0	0

EDGE - Okiki Olorunfunmi

2020 (Weber State)

Date	Opponent	TKL	TFL-Yds	Sack-Yds	FF	FR-Yds	PBU	INT-yds	TD
March 27	NAU	1	0.0-0	0.0-0	0	0-0	0	0-0	0
April 3	at SUU	1	0.5-0	0.0-0	0	0-0	1	0-0	0
April 10	ISU	4	1.0-9	1.0-9	0	0-0	0	0-0	0
TOTAL	6	1.5-9	1.0-6	0	0-0	1	0-0	0	0

2021 (Weber State)

Date	Opponent	TKL	TFL-Yds	Sack-Yds	FF	FR-Yds	PBU	INT-yds	TD
Sept 2	at UTAH	1	0.0-0	0.0-0	0	0-0	0	0-0	0
Sept 11	at DIXIE ST	1	0.0-0	0.0-0	0	0-0	0	0-0	0
Sept 18	JMU	0	0.0-0	0.0-0	0	0-0	0	0-0	0
Sept 25	UCD	0	0.0-0	0.0-0	0	0-0	0	0-0	0
Oct 2	at CP	1	0.5-3	0.5-3	0	0-0	0	0-0	0
Oct 15	MONT ST	0	0.0-0	0.0-0	0	0-0	0	0-0	0
Oct 23	at EWU	1	0.0-0	0.0-0	0	0-0	0	0-0	0
Oct 30	at IDST	2	0.0-0	0.0-0	0	0-0	0	0-0	0
Nov 6	PSU	1	0.0-0	0.0-0	0	0-0	0	0-0	0
Nov 13	at SUU	1	0.5-3	0.5-3	0	0-0	1	0-0	0
Nov 20	NO COLO	3	2.0-2	0.0-0	0	0-0	0	0-0	0
TOTAL	11	3.0-8	1.0-6	0	0-0	1	0-0	0	0

2022 (Weber State)

Date	Opponent	TKL	TFL-Yds	Sack-Yds	FF	FR-Yds	PBU	INT-yds	TD
Sept 1	WOU				Did Not Play				
Sept 10	at USU				Did Not Play				
Sept 17	UTAH TECH				Did Not Play				
Sept 24	at UCD				Did Not Play				
Oct 8	EWU				Did Not Play				
Oct 15	at PSU				Did Not Play				
Oct 22	at MONT ST				Did Not Play				
Oct 29	MONT				Did Not Play				
Nov 5	SAC ST	2	0.0-0	0.0-0	0	0-0	0	0-0	0
Nov 12	IDST				Did Not Play				
Nov 19	at NAU	1	0.0-0	0.0-0	0	0-0	0	0-0	0
Nov 26	NODAK				Did Not Play				
Dec 3	at MONT ST	2	1.0-9	1.0-9	0	0-0	0	0-0	0
TOTAL	5	1.0-9	1.0-9	0	0-0	0	0-0	0	0

2023 (Weber State)

Date	Opponent	TKL	TFL-Yds	Sack-Yds	FF	FR-Yds	PBU	INT-yds	TD
Aug 31	CWU	2	0.0-0	0.0-0	0	0-0	1	0-0	0
Sept 9	at UNI	1	0.0-0	0.0-0	0	0-0	0	0-0	0
Sept 16	at UTAH				Did Not Play				
Sept 23	MONT ST				Did Not Play				
Sept 30	at NO COLO				Did Not Play				
Oct 7	NAU				Did Not Play				
Oct 14	UCD				Did Not Play				
Oct 21	at EWU				Did Not Play				
Nov 4	at IDST				Did Not Play				
Nov 11	IDAHO				Did Not Play				
Nov 18	at CP				Did Not Play				
TOTAL	3	0.0-0	0.0-0	0	0-0	1	0-0	0	0
WSU TOTALS (16 gms)	19	4.0-17	2.0-15	0	0-0	2	0-0	0	0
CAREER	19	4.0-17	2.0-15	0	0-0	2	0-0	0	0

DL - Devin Brandt-Epps

2021 (Old Dominion)

Date	Opponent	TKL	TFL-Yds	Sack-Yds	FF	FR-Yds	PBU	INT-yds	TD
Sept 3									

2024 Football Media Guide



DL - #90 Tyler Kiehne

Date	Opponent	TKL	TFL-Yds	Sack-Yds	FF	FR-Yds	PBU	INT-yds	TD
Sept 3	MAINE			Did Not Play					
Sept 9	BSU	0	0.0-0	0.0-0	0	0-0	0	0-0	0
Sept 17	UTEP	0	0.0-0	0.0-0	0	0-0	0	0-0	0
Sept 24	at LSU			Did Not Play					
Sept 30	at UNLV	0	0.0-0	0.0-0	0	0-0	0	0-0	0
Oct 8	WYO			Did Not Play					
Oct 15	at NMSU			Did Not Play					
Oct 22	FS	0	0.0-0	0.0-0	0	0-0	0	0-0	0
Nov 5	at USU	1	0.0-0	0.0-0	0	0-0	0	0-0	0
Nov 12	at AFA			Did Not Play					
Nov 18	SDSU			Did Not Play					
Nov 25	at CSU	1	0.0-0	0.0-0	0	0-0	0	0-0	0
TOTAL		2	0.0-0	0.0-0	0	0-0	0	0-0	0

2023

Date	Opponent	TKL	TFL-Yds	Sack-Yds	FF	FR-Yds	PBU	INT-yds	TD
Sept 2	at TAMU	3	0.5-0	0.0-0	0	0-0	0	0-0	0
Sept 9	TTU	1	0.0-0	0.0-0	0	0-0	1	0-0	0
Sept 16	NMSU	2	0.0-0	0.0-0	0	0-0	0	0-0	0
Sept 23	at UMass	2	0.0-0	0.0-0	0	0-0	0	0-0	0
Sept 30	at WYO	2	1.0-8	1.0-8	1	0-0	1	0-0	0
Oct 14	SJSU	0	0.0-0	0.0-0	0	0-0	1	0-0	0
Oct 21	HAW	0	0.0-0	0.0-0	0	0-0	0	0-0	0
Oct 28	at NEV	3	0.0-0	0.0-0	0	0-0	0	0-0	0
Nov 4	UNLV	1	0.0-0	0.0-0	0	0-0	0	0-0	0
Nov 11	at BSU	2	0.5-0	0.0-0	0	0-0	0	0-0	0
Nov 18	at FS	1	0.0-0	0.0-0	0	0-0	0	0-0	0
Nov 24	USU	0	0.0-0	0.0-0	0	0-0	0	0-0	0
TOTAL		17	2.0-8	1.0-8	1	0-0	3	0-0	0
CAREER		19	2.0-8	1.0-8	1	0-0	3	0-0	0

DL - Gabriel Lopez

2020 (WASHINGTON STATE)

Date	Opponent	TKL	TFL-Yds	Sack-Yds	FF	FR-Yds	PBU	INT-yds	TD
Nov 7	at OSU	0	0.0-0	0.0-0	0	0-0	0	0-0	0
Nov 14	OREGON	0	0.0-0	0.0-0	0	0-0	0	0-0	0
Nov 21	at STAN			Canceled					
Nov 27	WASH			Canceled					
Dec 6	at USC	0	0.0-0	0.0-0	0	0-0	0	0-0	0
Dec 12	CAL			Canceled					
Dec 19	at UTAH	0	0.0-0	0.0-0	0	0-0	0	0-0	0
TOTAL		0	0.0-0	0.0-0	0	0-0	0	0-0	0

2021 (WASHINGTON STATE)

Date	Opponent	TKL	TFL-Yds	Sack-Yds	FF	FR-Yds	PBU	INT-yds	TD
Sept 4	USU			Did Not Play					
Sept 11	PORTST			Did Not Play					
Sept 18	USC			Did Not Play					
Sept 25	at UTAH			Did Not Play					
Oct 2	at CAL			Did Not Play					
Oct 9	OSU			Did Not Play					
Oct 16	STAN	0	0.0-0	0.0-0	0	0-0	0	0-0	0
Oct 23	BYU			Did Not Play					
Oct 30	at ASU	0	0.0-0	0.0-0	0	0-0	0	0-0	0
Nov 13	at UO	0	0.0-0	0.0-0	0	0-0	0	0-0	0
Nov 19	AZ	0	0.0-0	0.0-0	0	0-0	0	0-0	0
Nov 26	at WASH			Did Not Play					
Dec 31	vs. CMU			Did Not Play					
TOTAL		0	0.0-0	0.0-0	0	0-0	0	0-0	0

2022 (WASHINGTON STATE)

Date	Opponent	TKL	TFL-Yds	Sack-Yds	FF	FR-Yds	PBU	INT-yds	TD
Sept 3	IDAHO			Did Not Play					
Sept 9	at WISC			Did Not Play					
Sept 17	CSU	1	0.0-0	0.0-0	0	0-0	0	0-0	0
Sept 24	UO			Did Not Play					
Sept 30	CAL	0	0.0-0	0.0-0	0	0-0	0	0-0	0
Oct 8	at USC			Did Not Play					
Oct 15	at OSU			Did Not Play					
Oct 22	UTAH			Did Not Play					
Nov 5	at STAN	0	0.0-0	0.0-0	0	0-0	0	0-0	0
Nov 12	ASU			Did Not Play					
Nov 19	at AZ			Did Not Play					
Nov 26	WASH			Did Not Play					
Dec 17	FS			Did Not Play					
TOTAL		1	0.0-0	0.0-0	0	0-0	0	0-0	0

2023

Date	Opponent	TKL	TFL-Yds	Sack-Yds	FF	FR-Yds	PBU	INT-yds	TD
Sept 2	at TAMU	1	0.0-0	0.0-0	0	0-0	0	0-0	0
Sept 9	TTU	2	0.0-0	0.0-0	0	1-0	0	0-0	0
Sept 16	NMSU	2	0.0-0	0.0-0	0	0-0	0	0-0	0
Sept 23	at UMass	2	1.0-2	0.0-0	0	0-0	0	0-0	0
Sept 30	at WYO	0	0.0-0	0.0-0	0	0-0	0	0-0	0
Oct 14	SJSU	2	0.0-0	0.0-0	0	0-0	0	0-0	0
Oct 21	HAW	3	1.0-9	1.0-9	1	0-0	0	0-0	0
Oct 28	at NEV	3	0.5-0	0.0-0	0	0-0	0	0-0	0
Nov 4	UNLV	3	0.0-0	0.0-0	0	0-0	0	0-0	0
Nov 11	at BSU	3	0.5-1	0.0-0	0	0-0	1	0-0	0
Nov 18	at FS	0	0.0-0	0.0-0	0	0-0	1	0-0	0
Nov 24	USU	5	1.0-6	1.0-6	0	0-0	0	0-0	0
TOTAL		22	4.0-18	2.0-15	1	1-0	2	0-0	0
WSU CAREER (11 gms)		21	0.0-0	0.0-0	0	0-0	0	0-0	0
CAREER		23	4.0-18	2.0-15	1	1-0	2	0-0	0

DL - Bryce Santana

2020

Date	Opponent	TKL	TFL-Yds	Sack-Yds	FF	FR-Yds	PBU	INT-yds	TD
Oct 24	at CSU			No Contest					
Oct 31	SJSU			Did Not Play					
Nov 7	at HAW			Did Not Play					
Nov 14	NEV			Did Not Play					
Nov 20	at AFA			Did Not Play					
Nov 26	at USU	2	0.0-0	0.0-0	0	0-0	0	0-0	0
Dec 5	WYO	0	0.0-0	0.0-0	0	0-0	0	0-0	0
Dec 12	FS	0	0.0-0	0.0-0	0	0-0	0	0-0	0
TOTAL		2	0.0-0	0.0-0	0	0-0	0	0-0	0

2021

Date	Opponent	TKL	TFL-Yds	Sack-Yds	FF	FR-Yds	PBU	INT-yds	TD
Sept 2	HBU	0	0.0-0	0.0-0	0	0-0	0	0-0	0
Sept 11	NMSU			Did Not Play					
Sept 18	at TAMU			Did Not Play					
Sept 25	at UTEP	2	0.0-0	0.0-0	0	0-0	0	0-0	0
Oct 2	AFA	2	0.0-0	0.0-0	0	0-0	0	0-0	0
Oct 9	at SDSU			Did Not Play					
Oct 16	CSU			Did Not Play					
Oct 23	at WYO			Did Not Play					
Nov 6	UNLV			Did Not Play					
Nov 13	at FS	0	0.0-0	0.0-0	0	0-0	0	0-0	0
Nov 20	at BSU	0	0.0-0	0.0-0	0	0-0	0	0-0	0
Nov 26	USU	2	0.0-0	0.0-0	0	0-0	0	0-0	0
TOTAL		4	0.0-0	0.0-0	0	0-0	0	0-0	0

2022

Date	Opponent	TKL	TFL-Yds	Sack-Yds	FF	FR-Yds	PBU	INT-yds	TD
Sept 3	MAINE	1	0.5-3	0.5-3	0	0-0	0	0-0	0
Sept 9	BSU	0	0.0-0	0.0-0	0	0-0	0	0-0	0
Sept 17	UTEP	0	0.0-0	0.0-0	0	0-0	0	0-0	0
Sept 24	at LSU	4	1.0-1	1.0-1	1	1-0	1	0-0	0
Sept 30	at UNLV	1	0.0-0	0.0-0	0	0-0	0	0-0	0
Oct 8	WYO	1	0.0-0	0.0-0	0	0-0	0	0-0	0
Oct 15	at NMSU	1	0.0-0	0.0-0	0	0-0	0	0-0	0
Oct 22	FS	1	0.0-0	0.0-0	0	0-0	0	0-0	0
Nov 5	at USU	6	1.0-6	1.0-6	0	0-0	0	0-0	0
Nov 12	at AFA	2	0.0-0	0.0-0	0	0-0	0	0-0	0
Nov 18	SDSU	3	0.0-0	0.0-0	0	0-0	0	0-0	0
Nov 25	at CSU	4	0.5-4	0.5-4	0	0-0	0	0-0	0
TOTAL		24	3.0-14	3.0-14	1	1-0	1	0-0	0

2023

Date	Opponent	TKL	TFL-Yds	Sack-Yds	FF	FR-Yds	PBU	INT-yds	TD
Sept 2	at TAMU	0	0.0-0	0.0-0	0	0-0	0	0-0	0
Sept 9	TTU	0	0.0-0	0.0-0	0	0-0	0	0-0	0
Sept 16	NMSU	0	0.0-0	0.0-0	0	0-0	0	0-0	0
Sept 23	at UMass	5	0.5-6	0.5-6	0	0-0	0	0-0	0
Sept 30	at WYO	3	0.0-0</						



P - Aaron Rodriguez
2021

Table with columns: Date, Opponent, No, Yds, Avg, Lg, Blkd, TB, FC, 50+ i20. Rows include games against HBW, NMSU, TAMU, UTEP, AFA, SDSU, CSU, WYO, UNLV, FS, BSU, and USU.

K/P - Charles Steinkamp
2023

Table with columns: Date, Opponent, FGM, FGA, LG, XPM, XPA, PTS, KO, YDS, AVG, TBOB. Rows include games against TAMU, TTU, NMSU, UMass, WYO, SJSU, HAW, NEV, UNLV, BSU, FS, and USU.

2022

Table with columns: Date, Opponent, No, Yds, Avg, Lg, Blkd, TB, FC, 50+ i20. Rows include games against MAINE, BSU, UTEP, LSU, UNLV, WYO, NMSU, FS, USU, AFA, SDSU, and CSU.

2023

Table with columns: Date, Opponent, No, Yds, Avg, Lg, Blkd, TB, FC, 50+ i20. Rows include games against TAMU, TTU, NMSU, UMass, WYO, SJSU, HAW, NEV, UNLV, BSU, FS, and USU, plus a CAREER total row.

K - Luke Drzewiecki

Table with columns: Date, Opponent, FGM, FGA, LG, XPM, XPA, PTS, KO, YDS, AVG, TBOB. Rows include games against MAINE, BSU, UTEP, LSU, UNLV, WYO, NMSU, FS, USU, AFA, SDSU, and CSU.

2023

Table with columns: Date, Opponent, FGM, FGA, LG, XPM, XPA, PTS, KO, YDS, AVG, TBOB. Rows include games against TAMU, TTU, NMSU, UMass, WYO, SJSU, HAW, NEV, UNLV, BSU, FS, and USU, plus a CAREER total row.



Uni-Tracker

9/3 MAINE



9/9 BOISE STATE



9/17 UTEP



9/24 AT LSU



9/30 AT UNLV



10/8 WYOMING



10/15 AT NEW MEXICO ST.



10/22 FRESNO STATE



11/5 AT UTAH STATE



11/12 AT AIR FORCE



11/18 SAN DIEGO STATE



11/25 AT COLORADO STATE





The Last Time...

INDIVIDUAL

50-YARD TOUCHDOWN RUN

New Mexico: 64, Andrew Henry vs. Utah State (11/24/2023)

Opponent: 66, Harrison Waylee, Wyoming (9/30/2023) (Non-TD)

70-YARD RUN

New Mexico: 75, Bobby Cole vs. UNLV (11/6/2021)

Opponent: 76, Cole McDonald, Hawai'i (10/26/2019)

70-YARD RECEPTION

New Mexico: 78, Ducee Jones from Dylan Hopkins vs. Tennessee Tech (9/9/2023)

Opponent: 74, Prince Strachan from Maddux Madsen, Boise State (11/11/2023)

30 RUSHING ATTEMPTS

New Mexico: 31, Jacory Croskey-Merritt vs. Utah State (11/24/2023)

Opponent: 33, Xavien Valladay, Wyoming (10/19/2019)

150 YARDS RUSHING

New Mexico: 233, Jacory Croskey-Merritt vs. Utah State (11/24/2023)

Opponent: 153, Levi Williams, Utah State (11/24/2023)

200 YARDS RUSHING

New Mexico: 233, Jacory Croskey-Merritt vs. Utah State (11/24/2023)

Opponent: 253, Jonathan Taylor, Wisconsin (9/8/2018)

TWO PLAYERS, 100+ YARDS RUSHING

New Mexico: Tyrone Owens (164), Daryl Chestnut (145) & Lamar Jordan (116) vs. UNLV (11/17/2017)

Opponent: Levi Williams (153) & Rahsul Faison (106), Utah State (11/24/2023)

THREE PLAYERS, 100+ YARDS RUSHING

New Mexico: Tyrone Owens (164), Daryl Chestnut (145) & Lamar Jordan (116) vs. UNLV (11/17/2017)

Opponent: Marvin Kinsey (127), Izzy Matthews (107) & Dalyn Dawkins (102), Colorado State (11/19/2016)

30 PASS COMPLETIONS

New Mexico: 30, B.R. Holbrook vs. Texas Tech (9/11/2010)

Opponent: 33, Brayden Schager, Hawai'i (10/21/2023)

50 PASS ATTEMPTS

New Mexico: 50, B.R. Holbrook vs. Texas Tech (9/11/2010)

Opponent: 52, Bryaden Schager, Hawai'i (10/21/2023)

400 YARDS PASSING

New Mexico: 408, Casey Kelly vs. UNLV (11/1/2003)

Opponent: 410, Chevan Cordeiro, Hawai'i (11/7/2020)

100 YARDS RUSHING & PASSING

New Mexico: Trae Hall (154 rushing, 107 passing) vs. Utah State (11/30/2019)

Opponent: Levi Williams (153 rushing, 198 passing), Utah State (11/24/2023)

500 YARDS TOTAL OFFENSE

New Mexico: 594, Jeremy Leach vs. Utah (11/11/1989)

Opponent: 527, Derek Carr, Fresno State (11/23/2013)

10 PASS RECEPTIONS

New Mexico: 11, Ty Kirk vs. New Mexico State (10/1/2011)

Opponent: 10, Bailey Gaither, San José State (10/31/2020)

150 YARDS RECEIVING

New Mexico: 209, Deon Long vs. Sam Houston State (9/24/2011)

Opponent: 165, Ricky White III, UNLV (11/4/2023)

2+ PLAYERS, 100+ YARDS RECEIVING

New Mexico: Deon Long (209) & Ty Kirk (127) vs. Sam Houston State (9/24/2011)

Opponent: Bailey Gaither (208) & Tre Walker (107), San José State (10/31/2020)

SCORED THREE TOUCHDOWNS

New Mexico: 3, Jacory Croskey-Merritt vs. Tennessee Tech (9/9/2023)

Opponent: 3, Levi Williams, Utah State (11/24/2023)

FOUR TOUCHDOWN PASSES

New Mexico: 4, Dylan Hopkins vs. Tennessee Tech (9/9/2023)

Opponent: 5, Conner Weigman, Texas A&M (9/2/2023)

FOUR RUSHING TOUCHDOWNS

New Mexico: 4, Ahmari Davis at New Mexico State (9/15/2018)

Opponent: 4, Brad Roberts, Air Force (11/20/2020)

THREE TOUCHDOWN RECEPTIONS

New Mexico: 3, Deon Long vs. Sam Houston State (2011)

Opponent: 3, Noah Davis, Texas A&M (9/2/2023)

FIVE FIELD GOALS

New Mexico: 5, James Aho vs. Arizona (2008)

Opponent: 5, Cayden Camper, Colorado State (10/16/2021)

50-YARD FIELD GOAL

New Mexico: 51, George Steinkamp vs. UTEP (9/17/2022)

Opponent: 52, Brandon Talton, Nevada (10/28/2023)

TWO INTERCEPTIONS

New Mexico: 2, Jermarius Lewis vs. Hawai'i (10/21/2023)

Opponent: 2, Tariq Thompson, San Diego State (11/24/2017)

TWO FUMBLE RECOVERIES

New Mexico: 2, Adebayo Soremekun vs. San Diego St. (11/3/2018)

Opponent: 2, Sonatane Lui, Boise State, 11/16/2019

PUNT RETURN FOR TOUCHDOWN (no block)

New Mexico: 63 yards, Luke Wysong vs. Colorado St. (10/16/2021)

Opponent: 44 yards, Tyson Thompson, Houston Baptist (9/2/2021)

TWO PUNT RETURNS FOR TOUCHDOWN (no block)

New Mexico: Has not occurred

Opponent: 64 yards, 61 yards Cliff Harris, Oregon (2010)

TWO BLOCKED PUNTS FOR TOUCHDOWN

New Mexico: Has not occurred

Opponent: Boise State (7 yards for Tyreque Jones; 6 yards for Dylan Herberg, 11/20/2021)

KICKOFF RETURN FOR A TOUCHDOWN

New Mexico: 100 yards, Christian Washington vs. Boise State (9/9/2022)

Opponent: 100 yards, Mike Edwards, Hawai'i (10/13/2012)

INTERCEPTION RETURN FOR TOUCHDOWN

New Mexico: 22 yards, Reco Hannah vs. UTEP (9/17/2022)

Opponent: 43 yards, Richard Toney, Jr., Nevada (10/28/2023)

BLOCKED PAT

New Mexico: Adebayo Soremekun at San José State (10/4/2019)

Opponent: DeVonne Harris, Wyoming (9/30/2023)

BLOCKED FIELD GOAL

New Mexico: Tavian Combs at Texas A&M (9/2/2023)

Opponent: Michael Purcell, Air Force (11/20/2020)

BLOCKED FIELD GOAL RETURN

New Mexico: 45 yards, Anthony Hooks vs. UTEP (10/1/2010)

Opponent: Has not occurred

BLOCKED PUNT

New Mexico: Victor James at San Diego State (10/31/2009)

Opponent: Keynan Higgins, San Jose State (10/14/2023 - Recovered by Justin Stearns, returned 7 yards for TD)

FUMBLE RETURN FOR A TOUCHDOWN

New Mexico: 15 yards, Ray Leutele at San Diego State (10/9/2021)

Opponent: 55 yards, Hunter Reynolds, Utah State (11/26/2022)

DEFENSIVE TWO-POINT CONVERSION

New Mexico: Jalin Burrell vs. New Mexico State (9/9/2017)

Opponent: Jakorey Hawkins, Wyoming (9/30/2023)

TEAM

OVERTIME GAME

1 OT - W 34-31 at UMass (9/23/2023)

2 OT - L 41-44 Utah State (11/24/2023)

3 OT - W 39-36 Utah State (9/12/1998)

SHUTOUT

New Mexico: 41-0 vs. Maine (9/3/2022); FBS: 24-0 vs. Wyoming (10/4/2008)

Opponent: 38-0, at LSU (9/24/2022)

50 POINTS

New Mexico: 56 vs. Tennessee Tech (9/9/2023)

Opponent: 56, UNLV (11/4/2023)

60 RUSHING ATTEMPTS

New Mexico: 60 at UNLV (10/6/2018)

Opponent: 70, Air Force (11/12/2022)

300 YARDS RUSHING

New Mexico: 337, Utah State (11/24/2023)

Opponent: 302, Utah State (11/24/2023)

400 YARDS RUSHING

New Mexico: 482, UNLV (11/17/2017)

Opponent: 423, Air Force (11/12/2022)

FOUR RUSHING TDS

New Mexico: 4, Utah State (11/24/2023)

Opponent: 4, Utah State (11/24/2023)

300 YARDS PASSING

New Mexico: 317 at Nevada (10/28/2023)

Opponent: 345, Hawai'i (10/21/2023)

400 YARDS PASSING

New Mexico: 434 vs. Sam Houston State (9/24/2011)

Opponent: 414, LSU (9/24/2022)

FOUR PASSING TDS

New Mexico: 4, Tennessee Tech (9/9/2023)

Opponent: 6, Texas A&M (9/2/2023)

500 YARDS TOTAL OFFENSE

New Mexico: 539, Utah State (11/24/2023)

Opponent: 500, Utah State (11/24/2023)

30 FIRST DOWNS

New Mexico: 35, Utah State (11/24/2023)

Opponent: 30, Utah State (11/24/2023)

INTERCEPTED FIVE PASSES

New Mexico: 5 at New Mexico State (9/15/2018)

Opponent: 5, Wyoming (10/28/2017)

100 YARDS IN PENALTIES

New Mexico: 155, Utah State (11/24/2023)

Opponent: 183, Utah State (11/24/2023)

NO PENALTIES

New Mexico: Air Force (11/10/2018)

Opponent: Air Force (10/23/2008)

LOST FIVE FUMBLES

New Mexico: 5 vs. Brigham Young (10/25/1984)

Opponent: 5, Air Force (10/25/2007)

FAILED TO GAIN 100 YARDS RUSHING

New Mexico: 83, at Nevada (10/28/2023)

Opponent: 34, Fresno State (11/18/2023)

FAILED TO GAIN 100 YARDS PASSING

New Mexico: 42, Utah State (11/5/2022)

Opponent: 96, Maine (9/3/2022)

FAILED TO GAIN 200 YARDS TOTAL OFFENSE

New Mexico: 172, Air Force (11/12/2022)

Opponent: 118, Maine (9/3/2022)

RECORDED A SAFETY

New Mexico: Jermane Conyers tackled Utah State's Derrick Thompson in the end zone after a fumbled handoff (10/27/2018)

Opponent: Int. Grounding in end zone, New Mexico St. (9/11/2021)

NO PUNTS

New Mexico: vs. Colorado State (11/16/2013)

Opponent: UMass (9/23/2023)

SCORED TDS ON OFFENSE, DEFENSE AND SPECIAL TEAMS

New Mexico: vs. ULM (10/22/2016)

Opponent: Utah (9/18/2010)

Top Marks by UNM Opponents vs. Lobos

	INDIVIDUAL	TEAM		INDIVIDUAL	TEAM
First Downs	40, Boise State (11/14/2015)		INTs	3, Gerald Campbell, UTEP (1950)	
Rushing Att.	47, Steve Bartalo, CSU (1985)			3, Gene Franz, BYU (1962)	
		82, Air Force (1987)		3, Derwin Gray, BYU (1990)	
Rushing Yards	325, Andre Davis, TCU (1994)				7, UTEP (1950)
		646, Air Force (1987)			7, West Texas (1950)
Long TD	94, Alvester Alexander, Wyoming (2010)				7, Arizona (1953)
Rushing Tds	6, Kapri Bibbs, Colorado State (2013)		Rec. Yards	281, Thomas Sperbeck, Boise State (11/14/2015)	
		10, Air Force (1987)	Receptions	22, Jay Miller, BYU (1973)	
Pass Att.	75, Brett Rypien, Boise State (11/14/2015)		TD Rec.	4, Kirk Pendleton, BYU (1983)	
		75, Boise State (11/14/2015)		4, Roger Garidel, Utah (1971)	
Pass Comp.	47, Chase Holbrook, New Mexico St. (2007)		INT Return	100, Larry Durham, UTEP (1962)	
		47, New Mexico St. (2007)	Field Goals	5, Hawai'i (1981)	
Passing Yards	585, Robbie Bosco, BYU (1985)			5, Washington St. (2003)	
		585, BYU (1985)	Long FG	56, Owen Pochman, BYU (2000)	
Long Pass	98, Jack Steptoe from Dan Hagemann, Utah (1976)		Punts	13, Lonnie Crittenden, UTEP (1962)	
Total Plays	84, Brad Smith, Missouri (2005)				13, UTEP (1962)
		105, Missouri (2005)	Long Punt	89, Jeff Babcock, Colorado St. (2004)	
Total Off.	592, Robbie Bosco, BYU (1985)		Punt Return	95, Morris Owens, Arizona St. (1972)	
		822, Fresno State (2013)	KO Return	100, Cedric Johnson, UTEP (1996)	
TD Passes	7, Derek Carr, Fresno State (2013)			100, Ivory McCann, Texas Tech (2001)	
		7, Fresno State (2013)			7, UTEP (1967)



2023 Box Scores



10 Game 1: 9/2/2023
College Station, Texas
52 Att: 97,560



10 Game 2: 9/9/2023
Albuquerque, N.M.
56 Att: 17,279

COLLEGE STATION, Texas --- Texas A&M scored touchdowns on each of its first five drives to spoil an encouraging opening game effort by New Mexico as the No. 23/25 Aggies defeated the Lobos 51-10 in front of 97,560 fans. The Lobos return to Albuquerque to open a two-game homestand, first against Tennessee Tech next Saturday in the home opener.

The Lobos trailed just 7-0 after a first quarter that saw UNM play keep-away. UNM didn't score on its opening drive, but it chewed up 6:46 of the first quarter. Twice UNM converted on third down on the drive, going 2-for-3 on third down on the opening drive after ranking last in the country in that stat a year ago.

However, a 28-point second quarter was UNM's undoing. The Lobos were able to answer an Aggie touchdown on the first play of the second quarter with a brilliant 27-yard touchdown run by Jacory Croskey-Merritt, keyed by a huge downfield block by Andrew Erickson.

From there the rest of the half was all Texas A&M. Conner Weigman hit Noah Davis for his third touchdown pass of the half to make it 21-7, and he added one more sandwiched around a Le'Von Moss 2-yard run to make it 35-7. The Aggies tried to tack on at the end of the half but Tavian Combs broke through the line and blocked a 48-yard field goal attempt by Randy Bond to keep it there.

UNM forced a punt to open the second half and then burned over seven minutes of clock time, culminating in a 27-yard Luke Drzewiecki field goal, but the Aggies answered with a fifth Weigman touchdown pass to make it 42-10 after three quarters. The Lobo defense regrouped after halftime and turned in a pair of sacks, including a 15-yarder for Kyler Drake.

Overall, the Aggies only totaled 411 yards, while UNM had 222. That total is more than UNM had in UNM's last two SEC games combined, as they had 210 yards combined against A&M in 2021 (122) and LSU in 2022 (88). Penalties were a bugaboo in game one for both teams as UNM had 10 for 114 yards and Texas A&M had nine for 88 yards.

Dylan Hopkins in his first start for UNM was very good, going 16-for-25 with 115 yards. Jeremiah Hixon played just three quarters and had six catches for 42 yards, and DJ Washington was also solid with four catches for 42 yards. Croskey-Merritt led the rushing attack with 50 yards on 11 carries.

UNM's offensive line, which struggled mightily in 2022, allowed just two sacks on the day and kept Hopkins out of harms way.

ALBUQUERQUE, N.M. --- Jacory Croskey-Merritt had a career day with a career-high 162 yards and a career-high three touchdowns, and Dylan Hopkins was just about as efficient as one could be as the Lobos ended a 10-game losing streak in rounding style with a 56-10 win over Tennessee Tech in front of UNM's best season-opening crowd in five years.

Croskey-Merritt had two big runs, racing in from 48 yards in the first quarter and then surpassing it with a 55-yard burst on UNM's opening drive of the second half. In between, he punched in a 1-yard run after Caleb Medford pulled in a 49-yard pass to the 1-foot line despite being held on the play. Merritt had never scored three touchdowns in any game while at Alabama State.

That pass to Medford was one of a number of brilliant throws by Hopkins, who was 13-for-17 for 273 yards and four touchdowns. After a 7-7 opening quarter in which both teams scored on its opening drives, UNM went to work. It was the Hopkins-to-Medford pass play that was the key marker in what ended up being an 89-yard touchdown drive, UNM's third touchdown drive of the season that was 87 yards or more.

After a stop, Hopkins took over at the Lobo 22, and he needed no time in order to make it 21-7. Hopkins dropped back and hit speedster Duce Jones in stride for a career-best 78-yard touchdown. UNM then got a turnover when Ray Leutele knocked the ball loose from back-up quarterback Hayes Gibson, and Dimitri Johnson returned it 37 yards into Golden Eagle territory. Hopkins cleaned up that drive by hitting Luke Wysong in the end zone to make it 28-7.

Tennessee Tech drove the length of the field and tacked on a 37-yard field goal to make it 28-10 at the break. Tech opened the half with the ball but UNM pitched a three and out, and after taking over at its own 38-yard line, Croskey-Merritt put up his third touchdown of the game. That three-and-out was the beginning of a stellar half of defense in which UNM allowed just 76 yards of offense on 33 plays.

UNM made it 42-10 on the legs of local product Dorian Lewis, who rushed three times for 49 yards before Hopkins hit DJ Washington for 16 yards for Washington's first Division I score. Hopkins then capped off his night with a 46-yard touchdown pass to Kaydin Pope.

Overall the Lobos totaled 587 yards in the game, with a near even split of 291 passing and 296 rushing.

Team	1st	2nd	3rd	4th	Total
New Mexico	0	7	3	0	10
No. 23/25 Texas A&M	7	28	7	10	52

Team	1st	2nd	3rd	4th	Total
Tennessee Tech	7	3	0	0	10
New Mexico	7	21	21	7	56

SCORING SUMMARY

Team	Qtr	Time	Scoring Play	Plays-Yds, TOP	UNM-A&M
A&M	1	5:00	Noah Thomas 15 pass from Conner Weigman (Randy Bond kick)	7-85, 3:10	0-7
A&M	2	14:53	Evan Stewart 35 pass from Weigman (Bond kick)	5-45, 1:37	0-14
UNM	2	10:32	Jacory Croskey-Merritt 27 run (Luke Drzewiecki kick)	6-88, 4:15	7-14
A&M	2	8:03	Thomas 34 pass from Weigman (Bond kick)	6-67, 2:23	7-21
A&M	2	5:30	Le'Veon Moss 2 run (Bond kick)	5-38, 2:02	7-28
A&M	2	1:27	Thomas 9 pass from Weigman (Bond kick)	5-37, 2:00	7-35
UNM	3	6:09	Drzewiecki 27 FG	12-52, 7:09	10-35
A&M	3	2:30	Stewart 8 pass from Weigman (Bond kick)	9-70, 3:39	10-42
A&M	4	7:35	Moose Muhammad III 12 pass from Max Johnson (Bond kick)	6-55, 3:37	10-49
A&M	4	1:10	Bond 39 FG	9-40, 3:32	10-52

SCORING SUMMARY

Team	Qtr	Time	Scoring Play	Plays-Yds, TOP	TTU-UNM
UNM	1	9:12	Jacory Croskey-Merritt 48 run (Luke Drzewiecki kick)	10-87, 5:43	0-7
TTU	1	2:17	Metrius Fleming 6 pass from Ethan Roberts (Hayden Olsen kick)	15-75, 6:55	7-7
UNM	2	5:15	Croskey-Merritt 1 run (Drzewiecki kick)	8-89, 4:34	7-14
UNM	2	1:56	Duce Jones 78 pass from Dylan Hopkins (Drzewiecki kick)	1-78, 0:10	7-21
UNM	2	0:55	Luke Wysong 27 pass from Hopkins (Drzewiecki kick)	5-38, 0:35	7-28
TTU	2	0:00	Olsen 37 FG	7-55, 0:55	10-28
UNM	3	12:04	Croskey-Merritt 55 run (Drzewiecki kick)	2-62, 0:55	10-35
UNM	3	4:20	DJ Washington 16 pass from Hopkins (Drzewiecki kick)	5-65, 2:16	10-42
UNM	3	2:13	Kaydin Pope 46 pass from Hopkins (Drzewiecki kick)	1-46, 0:10	10-49
UNM	4	3:49	Devon Dampier 6 run (Drzewiecki kick)	11-77, 6:46	10-56

TIME DETAILS

Kickoff time: 6:06 PM End of Game: 9:37 PM Total elapsed: 3:31

TIME DETAILS

Kickoff time: 6:02 PM End of Game: 9:18 PM Total elapsed: 3:16

	New Mexico	Texas A&M
First Downs	18	27
Rushes-Yards	32-91	29-134
C-A-I-Yards	16-28-1	24-34-0
Plays-Total Offense	60-222	63-411
Fumbles-Lost	1-0	1-0
Penalties-Yards	10-114	9-88
Punts-Avg	6-37.5	2-46.0
Time of Possession	34:20	25:40
3rd Downs	3-13	3-7
4th Downs	1-2	1-1

	Tennessee Tech	New Mexico
First Downs	20	24
Rushes-Yards	34-98	36-296
C-A-I-Yards	20-37-0	15-20-2
Plays-Total Offense	71-280	56-587
Fumbles-Lost	3-2	0-0
Penalties-Yards	12-93	11-95
Punts-Avg	6-41.3	2-46.0
Time of Possession	31:04	28:56
3rd Downs	10-18	6-9
4th Downs	0-2	0-0

Passing: UNM-Dylan Hopkins 15-24-1-115, DC Tabscott 1-4-0-16; A&M-Conner Weigman 18-23-0-236, Max Johnson 6-9-0-41, Team 0-2-0-0

Passing: TTU-Ethan Roberts 17-28-0-164, Hayes Gibson 0-1-0-0, Maddux Richey 3-7-0-18; UNM-Dylan Hopkins 13-17-1-273, DC Tabscott 0-1-1-0, Devon Dampier 2-2-0-18.

Rushing: UNM-Jacory Croskey-Merritt 11-50, Dorian Lewis 5-19, Sherod White 3-12, Christian Washington 10-10, Dylan Hopkins 3-0; A&M-Amari Daniels 7-51, Le'Veon Moss 6-26, Rueben Owens 7-25, Conner Weigman 3-22, David Bailey 4-20, Max Johnson 2-(-10).

Rushing: TTU-Jayvien Allen 14-59, Justin Pegues 8-41, Ethan Roberts 3-6, Hayes Gibson 3-5, Torin Baker 4-5, Maddux Richey 1-(-9), Team 1-(-9); UNM-Jacory Croskey-Merritt 12-162, Dorian Lewis 5-47, Andrew Henry 3-34, Sherod White 7-25, Devon Dampier 3-14, Dylan Hopkins 3-9, Zach Vigil 3-5.

Receiving: UNM-Jeremiah Hixon 6-42, DJ Washington 4-42, Andrew Erickson 2-12, Duce Jones 1-16, Connor Witthoft 1-11, Luke Wysong 1-5, Christian Washington 1-3; A&M-Evan Stewart 8-115, Noah Thomas 6-74, Ainiis Smith 3-40, Jahdae Walker 3-31, Moose Muhammad III 3-12, Amari Daniels 1-5.

Receiving: TTU-Brad Clark 5-43, Metrius Fleming 3-16, Hunter Barnhart 2-38, Justin Pegues 2-25, Quinton Cross 2-19, Jayvien Allen 2-18, Quavel Thornton 2-11, Extra Widelock 1-8, Reece Perkins 1-4; UNM-Luke Wysong 4-53, Andrew Erickson 3-29, Everett Hunter 2-18, DJ Washington 2-13, Duce Jones 1-78, Caleb Medford 1-49, Kaydin Pope 1-46, Ryan Davis 1-5.



27 Game 3: 9/16/2023
Albuquerque, N.M.
17 Att: 27,414

34 Game 4: 9/23/2023
Amherst, Mass.
31 Att: 8,298

ALBUQUERQUE, N.M. --- It was a game of missed opportunities for New Mexico, and a 75-yard NMSU touchdown pass right after a fourth quarter score spelled doom as the Lobos dropped a 27-17 decision to New Mexico State. The Lobos now head out for a two-game road trip, starting with a long cross-country trip to face UMass next Saturday at 1:30 pm Mountain Time, 3:30 pm Eastern Time.

New Mexico trailed 17-10 at the break even though it felt like UNM should have been up. On the opening drive, UNM got all the down to the Aggie three-yard line, but a first down sack moved UNM to the 12-yard line, and the Lobos ended up settling for a 25-yard Luke Drzewiecki field goal. After UNM forced a three-and-out, the Lobos again walked right down the field.

After Jacory Croskey-Merritt caught a 31-yard pass to the Aggie 19, Sherod White came in and escaped an initial tackle but then fumbled the ball away, ending a chance for UNM to go up 10-0 early.

NMSU took the turnover and went 88 yards in 10 plays, capped by a Star Thomas 2-yard run. UNM answered when Croskey-Merritt scored one play after Justin Holaday barreled into the end zone, only to be oddly called short. Croskey-Merritt's touchdown was his fifth of the season.

NMSU tied it with an Ethan Albertson field goal and then the Aggies scored in the final minute when Diego Pavia hit Jonathan Brady for 31-yard touchdown. That followed the only three-and-out all game for UNM.

Ethan Albertson added a 47-yard field goal but UNM got a 1-yard touchdown pass from Dylan Hopkins to Andrew Erickson early in the fourth to make it a 20-17 game, but on the first play after that, Pavia hit Brady over the middle and he raced 75 yards for a 27-17 lead.

NMSU tried to run out the clock, but couldn't do it, failing the run for a first down on both second-and-1 and third-and-1. The Lobos forced a punt and drove the field needing two scores. UNM almost got one quick but DJ Washington caught a touchdown but was just out of bounds when he hauled it in. Needing two scores and down to a fourth-and-5, Drzewiecki banged his 29-yard field goal attempt off the left upright, and that ended any chance of a comeback.

The Lobos outgained New Mexico State 401-397, and had 26 first downs to NMSU's 15. The issue was the two long touchdowns, totaling 106 yards on two plays.

AMHERST, Mass. --- New Mexico allowed a fluky late 65-yard touchdown pass with 45 seconds left to go to overtime, but UNM forced a field goal and Jacory Croskey-Merritt plunged in from two yards out to give New Mexico a heart-stopping 34-31 overtime win, ending UNM's nine-game road losing streak. The win evened UNM's record at 2-2 and gives a little momentum to the team as it opens conference play at the site of UNM's last road win, Wyoming.

In overtime, won the toss and elected to play defense, and that worked to their advantage. UMass' Ahmad Heston, who had a prayer answered in the final minute when his wobbly bomb that looked like a sure interception ended up in the arms of Anthony Simpson for a 65-yard touchdown, rushed three times in the overtime, the final time on third-and-four, and Destin Gainer and Tyler Kiehne made a huge stop to force a field goal attempt from Cameron Carson, which he hit from 34 yards out.

That gave UMass its only lead of the game, but it put UNM's offense on the field. On third-and-8, Dylan Hopkins threw towards the end zone for Caleb Medford, but he was interfered with, giving UNM a first down at the 8-yard line. Hopkins bulled his way to inside the 1-yard line, and then UMass was called for a delay of game. That didn't move the ball, but UMass head coach Don Brown was then given an unsportsmanlike conduct penalty, which gave UNM an extra down.

On second-and-goal from the two, Croskey-Merritt buried his nose behind the left side of the line and he let the big fellas up front do the dirty work, and he scored from 2-yards out to give UNM the win.

Overtime was the furthest thing from UNM's mind up 28-14 at the break as the Lobos scored touchdowns on four straight drives. Hopkins hit Medford from 12 yards out for the opening score of the game, and after UNM got a stop on fourth down in UMass territory, the Lobos needed just four plays to make it 14-0. Croskey-Merritt raced in from 21 yards out for a touchdown. UMass got a score back on a 2-yard Kay'Ron Lynch-Adams run, but UNM responded in kind.

Duce Jones made a wild one-handed catch to convert a long third down, and Hopkins kept the ball and scored from four yards out to put UNM back up 21-7.

UMass answered with a 24-yard touchdown pass, but Hopkins and company went back to work, and this time it was Sherod White who finished it off with a 7-yard run. That gave UNM a 28-14 lead at the break.

UNM struggled offensively in the second half, only gaining 50 yards, and UMass crept back into the game with two field goals from Carson, from 32 and 28 yards out. They then got the long pass with 45 seconds left, and the ensuing two-point conversion to tie the game.

While UNM didn't score in the second half, UNM continually made big plays to end drives of force field goals on defense. Syaire Riley and Tavian Combs stopped a fourth-and-1 in UMass territory, and Christian Ellis made two key fourth down plays, knocking away a fourth-and-3 pass and a fourth quarter tackle two yards from a conversion.

The Lobos were outgained 495 to 328, but the Lobos forced three stops on fourth down, and that was the key in the game.

Team	1st	2nd	3rd	4th	Total
New Mexico State	0	17	3	7	27
New Mexico	3	7	0	7	17

SCORING SUMMARY

Team	Qtr	Time	Scoring Play	Plays-Yds, TOP	NMSU-UNM
UNM	1	8:25	Luke Drzewiecki 25 FG	12-78, 6:29	0-3
NMSU	1	13:32	Star Thomas 2 run (Ethan Albertson kick)	10-88, 5:18	7-7
UNM	2	9:01	Jacory Croskey-Merritt 1 run (Drzewiecki kick)	7-75, 4:31	7-10
NMSU	2	4:31	Albertson 26 FG	8-66, 4:30	10-10
NMSU	2	0:41	Jonathan Brady 31 pass from Diego Pavia (Albertson kick)	6-63, 2:08	17-10
NMSU	3	1:17	Albertson 47 FG	12-61, 8:08	20-10
UNM	3	10:16	Andrew Erickson 1 pass from Dylan Hopkins (Drzewiecki kick)	11-75, 6:01	20-17
NMSU	3	10:06	Brady 75 pass from Pavia (Albertson kick)	1-75, 0:10	27-17

TIME DETAILS

Kickoff time: 6:03 PM End of Game: 8:57 PM Total elapsed: 2:56

	New Mexico State	New Mexico
First Downs	16	25
Rushes-Yards	30-177	32-154
C-A-I-Yards	10-15-0-220	20-39-0-247
Plays-Total Offense	45-397	71-401
Fumbles-Lost	1-0	1-1
Penalties-Yards	7-77	7-55
Punts-Avg	3-42.7	3-42.7
Time of Possession	27:53	32:07
3rd Downs	2-7	6-12
4th Downs	0-0	1-1

Passing: NMSU-Diego Pavia 9-14-0-203; Eli Stowers 1-1-0-17. UNM-Dylan Hopkins 20-39-0-247.

Rushing: NMSU-Diego Pavia 11-96, Star Thomas 10-54, Monte Watkins 4-26, Jamoni Jones 3-7, TEAM 1(-1), Eli Stowers 1(-5). UNM-Jacory Croskey-Merritt 16-83, Dorian Lewis 9-44, Dylan Hopkins 4-16, Sherod White 2-11, Justin Holaday 1-0.

Receiving: NMSU-Jonathan Brady 3-109, Jordan Smith 2-10, Trent Hudson 1-29, Ron Tiavaasue 1-28, Kordell David 1-19, Thomaz Whitford 1-17, Chris Bellamy 1-8. UNM-Jeremiah Hixon 5-45, Andrew Erickson 3-38, Duce Jones 3-31, DJ Washington 2-16, Dorian Lewis 2-10, Luke Wysong 1-41, Jacory Croskey-Merritt 1-31, Sherod White 1-13, Caleb Medford 1-11 Ryan Davis 1-11.

Team	1st	2nd	3rd	4th	OT	Total
New Mexico	14	14	0	0	6	34
UMass	0	14	3	11	3	31

SCORING SUMMARY

Team	Qtr	Time	Scoring Play	Plays-Yds, TOP	UNM-UMASS
UNM	1	6:20	Caleb Medford 12 pass from Dylan Hopkins (Luke Drzewiecki kick)	6-79, 2:54	7-0
UNM	1	1:59	Jacory Croskey-Merritt 21 run (Drzewiecki kick)	4-40, 2:17	14-0
UMASS	2	13:02	Kay'Ron Lynch-Adams (Cameron Carson kick)	9-68, 3:49	14-7
UNM	2	9:09	Hopkins 4 run (Drzewiecki kick)	8-75, 3:46	21-7
UMASS	2	4:22	Christian Wells 24 pass from Carlos Davis (Carson kick)	8-81, 4:38	21-14
UNM	2	0:35	Sherod White 7 run (Drzewiecki kick)	7-90, 3:42	28-14
UMASS	3	12:08	Carson 32 FG	8-72, 2:45	28-17
UMASS	4	10:14	Carson 28 FG	12-75, 5:24	28-20
UMASS	4	0:45	Anthony Simpson 65 pass from Ahmed Heston (Gino Campiotti pass from Heston)	4-79, 0:46	28-28
UMASS	OT	---	Carson 34 FG	4-9, 0:00	28-31
UNM	OT	---	Croskey-Merritt 2 run	6-25, 0:00	34-31

TIME DETAILS

Kickoff time: 3:37 PM End of Game: 6:59 PM Total elapsed: 3:22

	New Mexico	UMASS
First Downs	19	21
Rushes-Yards	38-136	45-197
C-A-I-Yards	9-17-0-192	16-25-0-298
Plays-Total Offense	55-328	70-495
Fumbles-Lost	3-0	1-0
Penalties-Yards	6-55	11-75
Punts-Avg	5-37.6	0-0.0
Time of Possession	27:49	32:11
3rd Downs	5-10	6-13
4th Downs	0-0	0-3

Passing: UNM-Dylan Hopkins 9-17-0-192. UMass-Carlos Davis 11-20-0-196; Ahmad Heston 5-5-0-101.

Rushing: UNM-Sherod 14-69, Jacory Croskey-Merritt 9-33, Dylan Hopkins 8-14, Dorian Lewis 4-12, Jeremiah Hixon 1-7, Andrew Henry 2-1. UMass-Kay'Ron Lynch-Adams 26-97, Carlos Davis 6-42, Anthony Simpson 3-30, Ahmad Heston 10-25, Josh Atwood 0-3.

Receiving: UNM-Caleb Medford 3-82, Andrew Erickson 2-61, Trace Bruckler 2-0, Duce Jones 1-34, Jacory Croskey-Merritt 1-17. UMass-Anthony Simpson 5-104, Mark Pope 4-81, George Johnson 2-37, Christian Wells 2-31, Gregory Desrosiers 1-22, Gina Campiotti 1-16, Kay'Ron Lynch-Adams 1-7.



26

Game 5: 9/30/2023

Laramie, Wyo.

35

Att: 25,477

52

Game 6: 10/14/2023

Albuquerque, N.M.

24

Att: 13,027

LARAMIE, Wyo. --- New Mexico allowed two long touchdowns in the third quarter, each of which looked to be stopped behind the line of scrimmage, and that was enough for Wyoming to hold off UNM in Laramie, as the Cowboys won 35-26. The Lobos now have a week off to get ready for a pair of home games, the first of which is on October 14 against San Jose State at 4 pm at University Stadium.

The game turned on UNM's first drive of the second half. The Lobos quickly moved the ball near midfield, but on third down at six from the UNM 43, Hopkins threw behind Jeremiah Hixon, and Wrook Brown picked of the pass, returning it to the Lobo 46-yard line. On the next play, Harrison Waylee, who was pinned behind the line of scrimmage, somehow escaped, turned the corner and UNM missed two downfield sideline tackles, and the Cowboys had a touchdown and a 22-9 lead.

After Luke Drzewiecki hit a 26-yard field goal which followed a 48-yard scramble by Dylan Hopkins, the Lobos got a stop, but couldn't capitalize, with Aaron Rodriguez hitting a 51-yard punt to the Cowboy 34. On the final play of the half, Andrew Peasley was running for his life when his dump-off pass to Ayir Asante turned into a host of cutbacks and missed tackles, ending in a back-breaking 66-yard touchdown and a 29-12 Cowboy lead at the end of three.

The Lobos made a game of it in the fourth quarter. After Dylan Hopkins was banged up, UNM used both DC Tabscott and Devon Dampier on the next drive, and it ended in a Dampier to Hixon 14-yard touchdown to cut the lead to 29-19. Another long run, this 66 yards by Waylee, set up Wyoming inside the Lobo 10-yard line, but the defense stiffened and forced a field goal to move the lead to 32-19. UNM then had Dampier race 58 yards on the first play of the next drive, but a downfield hold moved the ball back to the Wyoming 43, and UNM ended up punting, which hurt.

After a stop, UNM took over on its own 1-yard line and Dampier led the Lobos the entire length of the field with DJ Washington scoring on a fourth-and-5 play as Dampier hit him at the 2-yard line and it with Washington fighting for the goal line, DJ Wingfield gave a tush-push to get into the end zone to make it 32-26. UNM then had a shot on the outside kick, but Wyoming jumped on the loose ball and tacked on a field goal with 11 seconds left for the final margin.

New Mexico took the opening kickoff and went right down the field, mostly through the air. UNM never faced a third down on the drive as Hopkins was 6-for-6. He twice hit Ryan Davis for first downs on the drive, and he finished off the drive with a 17-yard pass to Jeremiah Hixon in which he toe-tapped just inside the pylon for touchdown. The issue was the extra point as DeVonne Harris knocked over UNM's long snapper and blocked the kick, and it bounced perfectly to Jakorey Hawkins, who ran it in for a defensive two-point score.

Wyoming, now down 6-2, got the ball back after each team traded punts, and Andrew Peasley was able to run it in from two-yards out after a 22-yard pass to Treyton Welch set up Wyoming at first and goal. UNM was able to tie the game on a Drzewiecki field goal of 39 yards, but John Hoyland answered with a 34 yard field goal. An Aaron Rodriguez late punt to the 2-yard line gave UNM a shot at a tie before halftime as UNM was able to force a short punt after a failed third-and-short, but in field goal range, Hopkins was sacked and fumbled, and only a touchdown saving tackle by JC Davis kept Wyoming from tacking on at the half.

Team	1st	2nd	3rd	4th	Total
New Mexico	6	3	3	14	26
Wyoming	9	3	17	6	35

SCORING SUMMARY

Team	Qtr	Time	Scoring Play	Plays-Yds, TOP	UNM-WYO
UNM	1	10:50	Jeremiah Hixon 17 pass from Dylan Hopkins (kick blocked)	8-75, 4:10	6-0
WYO	1	10:50	Jakorey Hawkins blocked extra point return		6-2
WYO	1	2:58	Andrew Peasley 2 run (John Hoyland kick)	6-58, 3:20	6-9
UNM	2	11:50	Luke Drzewiecki 39 FG	12-53, 6:08	9-9
WYO	2	6:38	Hoyland 38 FG	10-55, 5:12	9-12
WYO	3	10:15	Hoyland 34 FG	10-58, 4:45	9-15
WYO	3	7:56	Harrison Waylee 46 run (Hoyland kick)	1-46, 0:11	9-22
UNM	3	5:15	Drzewiecki 26 FG	10-67, 2:41	12-22
WYO	3	0:00	Ayir Asante 66 pass from Peasley (Hoyland kick)	1-66, 0:08	12-29
UNM	4	13:06	Hixon 14 pass from Devon Dampier (Drzewiecki kick)	4-71, 1:49	19-29
WYO	4	10:57	Hoyland 26 FG	5-66, 2:09	19-32
UNM	4	1:12	DJ Washington 11 pass from Dampier (Drzewiecki kick)	11-99, 4:42	26-32
WYO	4	0:06	Hoyland 38 FG	4-7, 1:06	26-35

TIME DETAILS

Kickoff time: 2:02 PM End of Game: 5:12 PM Total elapsed: 3:09

	New Mexico	Wyoming
First Downs	25	18
Rushes-Yards	31-225	31-239
C-A-I-Yards	18-36-1-192	16-25-0-194
Plays-Total Offense	67-417	56-433
Fumbles-Lost	2-1	1-0
Penalties-Yards	10-90	6-60
Punts-Avg	4-50.2	4-42.8
Time of Possession	31:13	28:47
3rd Downs	6-14	2-11
4th Downs	1-1	0-0

Passing: UNM-Dylan Hopkins 14-30-1-151, Devon Dampier 4-6-0-41; WYO-Andrew Peasley 16-25-0-194.

Rushing: UNM-Jacory Croskey-Merritt 15-103, Devon Dampier 6-71, Dylan Hopkins 6-36, Andrew Henry 1-6, DC Tabscott 1-5, Sherod White 1-3, Dorian Lewis 1-1; WYO-Harrison Waylee 18-191, Andrew Peasley 7-34, Evan Svoboda 2-8, Sam Scott 2-4, Jamari Ferrell 2-2.

Receiving: UNM-Jeremiah Hixon 6-49, Ryan Davis 4-59, Caleb Medford 3-45, DJ Washington 2-17, Jacory Croskey-Merritt 2-15, Duce Jones 1-7; WYO-Treyton Welch 3-22, Wyatt Wieland 3-21, Ryan Marquez 3-16, Ayir Asante 2-72, John Michael Gyllenberg 1-25, Devin Boddie 1-14, Alex Brown 1-12, Caleb Merritt 1-7, Gunner Gentry 1-5.

ALBUQUERQUE, N.M. --- The third quarter spelled disaster for New Mexico as a 17-14 lead dissipated as San Jose State scored six of its first seven second half drive, getting two long touchdowns and capitalizing on an interception for another score in a 24-0 third quarter as the Spartans handed UNM its 14th straight conference loss, 52-17.

The Lobos didn't get a first down in the second half until early in the fourth quarter, and by then it was much too late. UNM was outscored 38-7 in the second half, getting outgained 375-130, and 95 of those came on UNM's final drive, its only touchdown drive of the second half. Nothing went right in that half, with UNM going three-and-out four times, four-and-out once and throwing a first play interception from its own six-yard line before the final scoring drive. While that was happening, the Spartans used big plays after big plays, getting four plays of 50 yards or more in the second half.

The Lobos went into halftime with the lead thanks to a bit of fourth-down trickery. After a third-and-9 run by Dylan Hopkins got the ball to the San Jose State 4-yard line, bringing up a fourth-and-1, UNM called a time out and then used a direct snap to Croskey-Merritt, and he wasn't even touched until he hit the goal line, and then he bullied his way in with 31 seconds left in the half to give UNM a 17-14 lead at the break.

The lead didn't last, and it was the same thing that hurt UNM that did them in last week, long plays. San Jose State opened the second half with a 55-yard touchdown on a screen pass from Chevan Cordeiro to Kairee Robinson, a play that looked like it might go for a loss. That gave San Jose State the lead back just 19 seconds into the half, and it expounded from there.

After a three-and-out by UNM, Nick Nash caught a 54-yard touchdown pass on a play-action fake that made it 28-17. After UNM forced a field goal, Dylan Hopkins threw an interception at the Lobo 23-yard line, and Robinson raced in for his third touchdown of the game, second on the ground. That made it 38-17, finishing off a 24-point third quarter.

Overall, San Jose State got five plays of 50 or more yards, all in the second half. UNM had allowed five such plays in the first five games of the season combined before tonight.

The touchdown before the half was Croskey-Merritt's second touchdown of the half, as he finished off a drive in which UNM was able to respond after falling behind 7-3. On that drive early in the second quarter, UNM twice converted third and longs. The first was third-and-15, and Hopkins found Jeremiah Hixon for 19 yards and a first down. The second was when Hopkins hit Trace Bruckler for 12 on third-and-11.

San Jose State didn't do much on offense early, but still took a 7-3 lead when a missed assignment led to a punt block, which turned into a scoop and score for Justin Stearns. Luke Drzewiecki opened the scoring for UNM with a season-long 41 yard field goal.

Team	1st	2nd	3rd	4th	Total
San Jose State	0	14	24	14	52
New Mexico	3	14	0	7	24

SCORING SUMMARY

Team	Qtr	Time	Scoring Play	Plays-Yds, TOP	SJSU-UNM
UNM	1	5:06	Luke Drzewiecki 41 FG	6-46, 3:00	0-3
SJSU	2	14:20	Justin Stearns 7 blocked punt return (Kyler Halvorsen kick)	13-75, 7:49	7-3
UNM	2	6:31	Jacory Croskey-Merritt 7 run (Drzewiecki kick)	1-70, 0:19	7-10
SJSU	2	4:23	Kairee Robinson 35 run (Halvorsen kick)	5-75, 2:09	14-10
UNM	2	0:31	Croskey-Merritt 4 run (Drzewiecki kick)	10-71, 3:46	14-17
SJSU	3	14:41	Robinson 55 pass from Chevan Cordeiro (Halvorsen kick)	1-70, 0:19	21-17
SJSU	3	7:39	Nick Nash 54 pass from Chevan Cordeiro (Halvorsen kick)	3-63, 1:24	28-17
SJSU	3	4:16	Halvorsen 39 FG	5-18, 2:47	31-17
SJSU	3	3:05	Robinson 19 run (Halvorsen kick)	3-38, 1:04	38-17
SJSU	4	14:03	Robinson 55 pass from Chevan Cordeiro (Halvorsen kick)	4-86, 2:03	45-17
SJSU	4	6:05	Quali Conley 3 run (Halvorsen kick)	9-93, 5:51	52-17
UNM	4	1:25	DJ Washington 21 pass from Devon Dampier (Drzewiecki kick)	11-75, 4:40	52-24

TIME DETAILS


Kickoff time: 4:02 PM End of Game: 7:08 PM Total elapsed: 3:06

	San Jose State	New Mexico
First Downs	18	18
Rushes-Yards	32-259	26-129
C-A-I-Yards	8-17-0-272	18-30-1-262
Plays-Total Offense	49-531	66-391
Fumbles-Lost	0-0	1-0
Penalties-Yards	11-86	15-120
Punts-Avg	2-47.5	7-39.7
Time of Possession	26:14	33:46
3rd Downs	3-8	5-15
4th Downs	1-1	2-2

Passing: SJSU-Chevan Cordeiro 8-17-0-272. UNM-Dylan Hopkins 13-24-1-187, Devon Dampier 5-6-0-75.

Rushing: SJSU-Kairee Robinson 15-126, Quali Conley 10-123, Jabari Bates 2-9, Chevan Cordeiro 2-7, Isaac Jernagin 1-4, Team 2-(-10). UNM-Jacory Croskey-Merritt 17-68, Devon Dampier 5-29, Dylan Hopkins 9-19, Sherod White 3-12, Christian Washington 2-1.

Receiving: SJSU-Dominick Mazotti 2-70, Kairee Robinson 2-63, Quali Conley 1-61, Nick Nash 1-54, Malikh Miller 1-16, Matthew Coleman 1-8. UNM-DJ Washington 3-60, Caleb Medford 3-41, Ryan Davis 2-54, Jeremiah Hixon 2-22, Sherod White 2-3, Kade Zimmerman 1-30, Wyatt McClour 1-18, Trace Bruckler 1-12, Luke Wysong 1-11, Jacob Godfrey 1-6, Kaydin Pope 1-5.



21 Game 7: 10/21/2023
Albuquerque, N.M.
42 Att: 13,723



24 Game 8: 10/28/2023
Reno, Nev.
34 Att: 13,083

ALBUQUERQUE, N.M. --- New Mexico was super-efficient on offense, scoring touchdowns on its first four drives of the game, and the Lobo defense picked off a season-high three passes and recovered a fumble as the Lobos ended a pair of long streaks with a 42-21 win over the visiting Hawai'i Rainbow Warriors. The win moved UNM to 3-4 on the season and 1-2 in the conference while Hawai'i dropped to 2-6 and 0-3 in the Mountain West.

It was a game of a lot of firsts, starting with the opening coin toss when UNM won the toss and actually deferred their option to the second half. It marked the first time in Danny Gonzales' four seasons as head coach that his squad won the toss and deferred. He did it to change the mojo of a slow third quarter trend, and it worked perfectly.

Of course, the first half went pretty well too. UNM's defense pitched a quick three and out and Dylan Hopkins and company went to work, going right down the field in seven plays, the last a picture-perfect pass from Hopkins to Jeremiah Hixon for a 28-yard score. It was one of three touchdown passes for Hopkins and one of two TD receptions for Hixon.

UNM then got a second straight three-and-out, this time with Zach Morris intercepting a Brayden Schager pass for UNM's first pick of the year. UNM got a key third down conversion when one of five N.M. Gatorade Players of the Year on the team, Zach Vigil, converted a third down with a nine-yard catch. That set up a 3-yard touchdown catch by Ryan Davis for a 14-0 lead.

Hawai'i answered with a Steven McBride touchdown, but UNM kept the offense moving, and early in the second quarter Jacory Croskey-Merritt scored the first of his two rushing touchdowns for a 21-7 lead. Hawai'i drove into UNM territory to the Lobo 29 with second-and-three, but after two incompletions, Gabriel Lopez sacks Schager and forced a fumble to end that drive.

That gave UNM a fourth drive of the half and it led to a fourth touchdown. UNM quickly moved downfield but faced a first-and-25 at the Hawai'i 33-yard line after a hands to the face penalty. That just allowed Andrew Henry to race 33-yard touchdown, his first as a Lobo. It was a part of his first 100-yard effort with UNM, going for 114 yards.

The Rainbow Warrior did score late in the half to make it 28-14, and UNM finished the half with one play with 24 seconds left, the only drive it didn't score on. But, UNM got the ball to open the second half and quickly erased any thoughts of the miserable second half a week ago against San Jose State.

The drive went 12 plays and looked like it might stall at the Hawai'i 30-yard line as UNM faced third-and-11, but Hopkins hit DJ Washington for 10 yards, and UNM converted the fourth-and-1 as Croskey-Merritt bullied over for three yards. On the next play Hopkins found Hixon again from 17 yards out, and that ended a lot of the drama.

UNM made it 42-14 in the fourth on Croskey-Merritt's second rushing touchdown, and only a late touchdown with six seconds on the clock messed up a pretty perfect half for UNM. Three times in the second half UNM got stops, with Jermarius Lewis figuring in on three straight takeaways. First, on a fourth-and-3 from the Lobo 14, Lewis sacked Schager and forced a fumble, which UNM recovered. On the next two drives, Lewis intercepted Schager in the end

RENO, Nev. --- New Mexico's defense hung tough, but UNM's offense suffered three first half interceptions, leading to 18 points as New Mexico lost 34-24 after falling behind 24-0 at the break. The Lobos scored 24 points in the second half and had a chance with under a minute to go but UNM missed a necessary 2-point conversion and then couldn't get the onside kick.

In the end, New Mexico trailed too much to make a comeback, although UNM put a strong third quarter that gave it some hope of the largest comeback in school history. The Lobos opened the half by getting a career-long 47-yard field goal by Luke Drzewiecki to get on the board, and after forcing a punt, Dylan Hopkins moved UNM 84 yards in just 45 seconds. First he hit Trace Bruckler for a 25-yard gain, and right after that he found an open Jeremiah Hixon for a 59-yard touchdown, and with just over eight minutes left in the third quarter, the Lobos were down 24-10.

It looked even better when an invalid fair catch signal and a false start forced the Wolf Pack to start at its own 10-yard line. However, Nevada was able to drive almost the length of the field before settling for a fourth Brandon Talton field goal to make it 27-10. On that drive, UNM lost Alec Marengo for the rest of the half and the first half against UNLV on a targeting call.

UNM then went three-and-out and punted the ball away, and Nevada got a big return in which a flag was thrown and then picked up. Nevada then benefited on a two pass interference penalties before finally punching the ball in from two yards out from Jacques Badolato-Birdsell to make it 34-10. UNM then scored the final 14 points on a 1-yard run by Devon Dampier and a 2-yard run by Jacory Croskey-Merritt, but UNM couldn't get any closer.

The defense allowed just one big play in the first half, a 51-yard pass from Brendan Lewis to Dalevon Campbell, but the defense stiffened and forced a 34-yard field goal from Brandon Talton. On UNM's next drive, the Lobos went for it on fourth-and-3 at the Nevada 40, but Hopkins was intercepted and Nevada's Jonathan Maldonado, and he returned it to the Lobo 34-yard line.

Again the defense held tough and allowed just a 47-yard field goal, but disaster struck on the next drive when Hopkins missed Caleb Medford and he was intercepted by Richard Toney, Jr. who returned it for a 43-yard touchdown and a 13-0 lead. After Nevada made it 16-0, a third Hopkins interception was returned 42 yards to the 24-yard line, and Nevada was able to punch it in and get a two-point conversion to make it 24-0.

In a first half where not much went UNM's way, Nevada even got a break with an extra timeout. With no timeouts, Nevada debated going for it on fourth down, but with one second on the play clock, it called timeout to punt, except they were out of timeouts. Despite that fact, Nevada was allowed to punt the ball without a penalty.

Team	1st	2nd	3rd	4th	Total
Hawai'i	7	7	0	7	21
New Mexico	14	14	7	7	42

Team	1st	2nd	3rd	4th	Total
New Mexico	0	0	10	14	24
Nevada	3	21	3	7	34

SCORING SUMMARY

Team	Qtr	Time	Scoring Play	Plays-Yds, TOP	HAW-UNM
UNM	1	8:59	Jeremiah Hixon 28 pass from Dylan Hopkins (Luke Drzewiecki kick)	7-70, 3:57	0-7
UNM	1	2:14	Ryan Davis 3 pass from Hopkins (Drzewiecki kick)	11-55, 5:43	0-14
HAW	1	0:18	Steven McBride 12 pass from Brayden Schager (Matthew Shipley kick)	4-75, 1:56	7-14
UNM	2	11:16	Jacory Croskey-Merritt 1 run (Drzewiecki kick)	8-75, 4:02	7-21
UNM	2	3:25	Andrew Henry 33 run (Drzewiecki kick)	7-62, 3:34	7-28
HAW	2	0:24	Pofele Ashlock 18 pass from Schager (Shipley kick)	10-75, 3:01	14-28
UNM	3	8:10	Hixon 17 pass from Hopkins (Drzewiecki kick)	12-75, 6:50	14-35
UNM	4	6:54	Croskey-Merritt 14 run (Drzewiecki kick)	8-80, 4:53	14-42
HAW	4	0:06	McBride 2 pass from Schager (Shipley kick)	9-87, 2:42	21-42

SCORING SUMMARY

Team	Qtr	Time	Scoring Play	Plays-Yds, TOP	UNM-NEV
NEV	1	3:47	Brandon Talton 34 FG	10-69, 4:31	0-3
NEV	2	14:50	Talton 47 FG	5-5, 1:38	0-6
NEV	2	14:02	Richard Toney, Jr. 43 interception return (Talton kick)		0-13
NEV	2	6:57	Talton 52 FG	9-34, 4:09	0-16
NEV	2	3:39	Jamaal Bell 9 run (Brandon Lewis rush)	5-24, 1:50	0-24
UNM	3	11:28	Luke Drzewiecki 47 FG	8-45, 3:32	3-24
UNM	3	8:12	Jeremiah Hixon 59 pass from Dylan Hopkins (Drzewiecki kick)	2-84, 0:45	10-24
NEV	4	0:58	Talton 22 FG	10-81, 7:14	10-27
NEV	4	12:01	Jacques Badolato-Birdsell 2 run (Talton kick)	6-32, 2:59	10-34
UNM	4	10:35	Devon Dampier 1 run (Dampier run)	4-75, 1:22	18-34
UNM	4	0:58	Jacory Croskey-Merritt 2 run (pass failed)	15-93, 4:25	24-34

TIME DETAILS

Kickoff time: 4:07 PM End of Game: 7:05 PM Total elapsed: 2:58

	Hawai'i	New Mexico
First Downs	27	25
Rushes-Yards	15-58	38-227
C-A-I-Yards	33-52-3-345	20-26-0-202
Plays-Total Offense	67-403	64-429
Fumbles-Lost	3-1	0-0
Penalties-Yards	2-30	10-110
Punts-Avg	1-43.0	3-53.7
Time of Possession	25:45	34:15
3rd Downs	1-10	4-8
4th Downs	2-5	1-1

Passing: HAW-Brayden Schager 33-52-3-345. UNM-Dylan Hopkins 20-25-0-202, Devon Dampier 0-1-0-0.

Rushing: HAW-Landon Sims 6-34, Solo Vaipulu 2-17, Chuuky Hines 1-8, David Cordero 1-7, Jordan Johnson 2-5, Brayden Schager 3-(-13). UNM-Andrew Henry 13-112, Jacory Croskey-Merritt 10-46, Devon Dampier 5-43, Zach Vigil 4-16, Dylan Hopkins 3-6, Jaylen Morgan 1-4, Jeremiah Hixon 1-3, TEAM 1-(-3).

Receiving: HAW-Steve McBride 5-75, Jonah Panoke 5-53, Alex Perry 5-48, Nick Cenacle 5-24, Koali Nishigaya 4-40, Pofele Ashlock 4-39, Jalen Walthall 2-48, Landon Sims 2-12, Karsyn Pupunu 1-6. UNM-DJ Washington 4-34, Jeremiah Hixon 3-62, Andrew Henry 3-27, Kaydin Pope 3-21, Andrew Erickson 2-31, Caleb Medford 2-13, Zach Vigil 2-11, Ryan Davis 1-3.

TIME DETAILS

Kickoff time: 7:37 PM End of Game: 11:10 PM Total elapsed: 3:32

	New Mexico	Nevada
First Downs	22	20
Rushes-Yards	23-83	48-180
C-A-I-Yards	21-40-3-317	10-19-0-131
Plays-Total Offense	63-400	67-311
Fumbles-Lost	1-0	2-0
Penalties-Yards	7-60	12-111
Punts-Avg	5-42.0	5-42.4
Time of Possession	24:33	35:27
3rd Downs	3-12	4-13
4th Downs	2-3	0-0

Passing: UNM-Dylan Hopkins 18-34-3-271, Devon Dampier 3-6-0-46; NEV-Brandon Lewis 8-16-0-92, AJ Bianco 2-3-0-39.

Rushing: UNM-Jacory Croskey-Merritt 11-44, Andrew Henry 5-18, Devon Dampier 4-15, Dylan Hopkins 3-6. NEV-Jamaal Bell 11-84, Brandon Lewis 11-64, Jacques Badolato-Birdsell 15-44, Cross Patton 4-17, AJ Bianco 4-5, TEAM 3-(-16).

Receiving: UNM-Jeremiah Hixon 4-116, DJ Washington 4-64, Ryan Davis 4-40, Andrew Erickson 3-30, Caleb Medford 3-16, Duce Jones 1-28, Trace Bruckler 1-25, Jacory Croskey-Merritt 1-(-2). NEV- John Jackson III 4-32, Dalevon Campbell 2-79, Jamaal Bell 2-2, Jayden O'Rourke 1-12, Spencer Curtis 1-6.



56

Game 9: 11/4/2023

Albuquerque, N.M.

14

Att: 12,353

14

Game 10: 11/11/2023

Boise, Idaho

42

Att: 34,076

ALBUQUERQUE, N.M. --- UNM suffered through a host of mistakes in the opening half, including allowed three big plays on special teams as the visiting UNLV Rebels handed New Mexico its worst margin of defeat this season as UNM lost 56-14. The litany of mistakes in the game included three long punt returns, a fumbled snap on a punt and a fumble return inside the 10-yard line.

Overall, the Rebels (7-2, 4-1) took advantage of starting at the Lobo 32, 30, 21, 9 and 5-yard lines, scoring touchdowns on all of those possessions. UNLV won the turnover battle 2-0, and scored 14 points off those two turnovers.

The 42-point margin of defeat was UNM's worst in a conference game since October 27, 2018 when UNM lost 61-19 at Utah State. The 56 points was the most allowed in a home game by UNM since 60-49 loss to Boise State at University Stadium November 8, 2014. The last time UNM lost by 42 at home was October 22, 2011 as Air Force beat UNM 42-0.

Nothing seemingly went right early for UNM. After a quick first down on a pair of Jacory Croskey-Merritt runs, UNM was forced to punt, and Jacob DeJesus returned Aaron Rodriguez' 50-yard punt 59 yards to the Lobo 30. One play later, Ricky White III caught a 30-yard pass from Jayden Maiava and that made it 7-0. On its next drive UNM moved into UNLV territory, but an illegal block sent the drive back into UNM territory, and when UNM lined up to punt, Brendan Durkin's snap hit an upman and UNLV pounced on the football.

UNLV took four plays to score, getting a 5-yard run from Vincent Davis to make it 14-0. From there, UNM went on its first sustained drive of the game. Croskey-Merritt had an 11-yard run and Dylan Hopkins converted a third-and-6 on a 9-yard pass to Jeremiah Hixon.

Andrew Henry finished off the drive with a 3-yard touchdown run to make it 14-7. UNLV answered with 10-play, 75-yard drive capped by a second 5-yard Davis touchdown. UNM then went right down the field before disaster struck. Hopkins opened the drive with a 41-yard bomb into the bread-basket of Medford, but Jacory Croskey-Merritt was stripped of the ball at the UNLV 30 and the ball was returned to UNM's 5-yard line, where Donavyn Lester pounded it home.

UNLV added one more score before the break, and UNM got a chance to end the half with points but a career-long attempt of 52 yards by Luke Drzewiecki went just wide to the left.

In the second half, UNLV got two long touchdown passes by Maiava. The first was 43 yards to Dominic Gicinto and the second 58 yards to Ricky White III. UNLV made it 56-7 after another long punt return before UNM finally got back on the board when Devon Dampier led a 75-yard touchdown drive, throwing a 1-yard touchdown to Croskey-Merritt, somehow avoiding a sack.

BOISE, Ida. --- New Mexico started true freshman quarterback Devon Dampier and he led the offense well, but a late first half fumble was a crushing blow in UNM's attempt to keep up with Boise State's offense, and the Lobos eventually fell 42-14 in Boise, the seventh straight win by the Broncos in the series.

Dampier became the third true freshman to start a game in the Gonzales era, and he did so as Dylan Hopkins missed the game with a non-COVID related illness (strep throat). He is expected to be back for the Fresno State game.

Boise State took the opening kickoff and went down the field quickly, with Maddux Madsen hitting Austin Bolt for a 41-yard touchdown pass. Boise State then ran the swinging gate play for a two-point conversion and an 8-0 lead. UNM under Dampier went three-and-out but UNM held and forced a punt. That's when Dampier went to work. He moved UNM down the field, going 5-for-5 on the drive with Jacory Croskey-Merritt racing in from five yards out to put UNM down 8-7.

Boise State responded with a George Holani 10-yard run, but UNM came right back as Dampier against led UNM down the field. The big play was a 59-yard pass from Dampier to Caleb Medford. Dampier also made good use of tight end Trace Bruckler, who tied his career-high for catches with four during the drive.

Croskey-Merritt wiggled through a seam for a second 5-yard touchdown to make it 15-14, but the Broncos got that right back on a defensive mixup, allowing Prince Strachan to go uncovered for a 74-yard pitch-and-catch and a 22-14 lead. Boise State scored again when Taylen Green entered at quarterback and raced 19 yards for a touchdown.

Down 29-14, UNM had a golden opportunity to score right before the half and then get the second half kickoff, but Croskey-Merritt in fighting for extra yardage fumbled at the Bronco 6-yard line, and Boise State turned that into a half-ending field goal.

Down 32-14, UNM opened the half with a missed 46-yard field goal, and Boise State took the ball and scored on a second Holani touchdown, this time from a yard out to make it 39-14.

UNM again drove into Bronco territory, but that drive ended on a fourth down sack, and Boise State drove down the field after that for a 44-yard field goal from Jonah Dalmas for a 42-14 lead. The two teams traded punting the ball over the final 12 minutes of the fourth quarter.

Overall, UNM didn't have a real answer for the Bronco offense which scored on seven of its first eight drives in the contest. The Lobos gained 323 yards in the game, but allowed 484 to Boise State.

Team	1st	2nd	3rd	4th	Total
UNLV	14	21	14	7	56
New Mexico	0	7	0	7	14

Team	1st	2nd	3rd	4th	Total
New Mexico	7	7	0	0	14
Boise State	15	17	7	3	42

SCORING SUMMARY

Team	Qtr	Time	Scoring Play	Plays-Yds, TOP	UNLV-UNM
UNLV	1	12:15	Ricky White III 30 pass from Jayden Maiava (Jose Pizano kick)	1-30, 0:07	7-0
UNLV	1	5:44	Vincent Davis 5 run (Pizano kick)	1-32, 1:53	14-0
UNM	2	14:15	Andrew Henry 3 run (Luke Drzewiecki kick)	12-75, 6:29	14-7
UNLV	2	9:00	Davis 5 run (Pizano kick)	10-75: 5:15	21-7
UNLV	2	6:56	Donavyn Lester 5 run (Pizano kick)	1-5, 0:06	28-7
UNLV	2	4:22	Courtney Reese 2 run (Pizano kick)	3-21, 1:20	35-7
UNLV	3	11:41	Dominic Gicinto 43 pass from Maiava (Pizano kick)	9-75, 3:19	42-7
UNLV	3	9:17	White III 58 pass from Maiava (Pizano kick)	1-58, 0:08	49-7
UNLV	4	10:31	Cameron Friel 1 run (Pizano kick)	4-9, 2:01	56-7
UNM	4	3:05	Jacory Croskey-Merritt 1 pass from Devon Dampier (Drzewiecki kick)	14-75, 7:26	56-14

SCORING SUMMARY

Team	Qtr	Time	Scoring Play	Plays-Yds, TOP	UNM-BSU
BSU	1	13:16	Austin Bolt 42 pass from Maddux Madsen (Luke Voorhees rush)	4-63, 1:37	0-8
UNM	1	3:42	Jacory Croskey-Merritt 5 run (Luke Drzewiecki kick)	10-87, 6:26	7-8
BSU	1	0:00	George Holani 10 run (Jonas Dalmas kick)	8-72, 3:36	7-15
UNM	2	13:28	Croskey-Merritt 5 run (Drzewiecki kick)	3-75, 1:32	14-15
BSU	2	13:13	Prince Strachan 74 pass from Madsen (Dalmas kick)	1-74, 0:10	14-22
BSU	2	9:04	Taylen Green 19 run (Dalmas kick)	4-51, 1:37	14-29
BSU	2	0:03	Dalmas 22 FG	12-87, 1:57	14-32
BSU	3	3:02	Holani 1 run (Dalmas kick)	11-71, 5:43	14-39
BSU	4	11:59	Dalmas 44 FG	8-21, 3:38	14-42

TIME DETAILS

Kickoff time: 4:02 PM End of Game: 6:48 PM Total elapsed: 2:45

TIME DETAILS

Kickoff time: 8:11 PM End of Game: 11:23 PM Total elapsed: 3:12

	UNLV	New Mexico
First Downs	17	20
Rushes-Yards	32-169	45-166
C-A-I-Yards	13-18-0-247	17-26-0-196
Plays-Total Offense	50-416	71-362
Fumbles-Lost	0-0	4-2
Penalties-Yards	6-35	7-60
Punts-Avg	2-39.0	6-45.0
Time of Possession	22:42	37:18
3rd Downs	5-8	4-12
4th Downs	1-1	1-2

	New Mexico	Boise State
First Downs	21	24
Rushes-Yards	31-123	42-219
C-A-I-Yards	17-26-0-200	11-19-0-265
Plays-Total Offense	57-323	61-484
Fumbles-Lost	2-1	1-0
Penalties-Yards	9-62	4-40
Punts-Avg	4-39.5	2-47.0
Time of Possession	32:53	27:07
3rd Downs	4-10	6-10
4th Downs	0-1	0-1

Passing: UNLV-Jayden Maiava 13-18-0-247, UNM-Dylan Hopkins 15-23-0-187, Devon Dampier 2-2-0-9, TEAM 0-1-0-0.


Passing: UNM-Devon Dampier 17-26-0-200; BSU-Maddux Madsen 6-11-0-202; Taylen Green 5-6-0-63, TEAM 0-1-0-0.

Rushing: UNLV-Vincent Davis 9-64, Jai'Den Thomas 10-49, DeAngelo, Irvin, Jr. 1-19, Courtney Reese 4-15, Donavyn Lester 3-11, Jayden Maiava 4-10, Cameron Friel 1-1. UNM-Jacory Croskey-Merritt 21-86, Devon Dampier 4-32, Andrew Henry 8-30, Sherod White 37-23, Dylan Hopkins 4-2, TEAM 1-(-7).


Rushing: UNM-Jacory Croskey-Merritt 15-73, Devon Dampier 13-48, Andrew Henry 3-2. BSU-George Holani 16-95, Jambres Dubar 15-91, Taylen Green 5-27, Kaden Dudley 2-19, Maddux Madsen 3-(-6), TEAM 1-(-7).

Receiving: UNLV-Ricky White III 9-165, Dominic Gicinto 3-56, Kaleo Ballungay 1-21, Timothy Conerly 1-5. UNM-DJ Washington 5-78, Caleb Medford 4-70, Jeremiah Hixon 4-19, Andrew Erickson 1-15, Ryan Davis 1-10, Sherod White 1-3, Jacory Croskey-Merritt 1-1.

Receiving: UNM-Trace Bruckler 4-53, Caleb Medford 3-77, Jeremiah Hixon 3-30, Ryan Davis 3-21, Jacory Croskey-Merritt 1-10, DJ Washington 1-9, Andrew Henry 1-5, Kaydin Pope 1-(-5). BSU-Prince Strachan 3-128, Billy Bowns 3-35, Austin Bolt 2-57, George Holani 2-43, Kaden Dudley 1-2.



25 Game 11: 11/18/2023
Fresno, Calif.
17 Att: 38,569



44 Game 12: 11/24/2023
Albuquerque, N.M.
41 Att: 12,094

FRESNO, Calif. --- New Mexico played a brilliant second half with career days from Jacory Croskey-Merritt and Caleb Medford, and UNM's defense allowed just four yards until the final drive of the second half as the Lobos won in Fresno for the first time since 1994 and only the second time ever, winning 25-17 to move to 4-7 on the season.

The Lobos completely dominated Fresno State after halftime, outscoring the Bulldogs 13-3. UNM outgained Fresno State 262-63 in the second half and allowed -8 yards rushing in the half. UNM's defense consistently came up big in the second half, including on a wild sequence that for most of the year seemed to somehow go wrong for the Lobos.

Dylan Hopkins was looking downfield for Jeremiah Hixon but the pass was picked off by Lavelle Bailey, and he returned it inside the Lobo 20, but Andrew Erickson worked his way back and forced a fumble which UNM's DJ Washington recovered at the Lobo 14. Hopkins again threw an interception at midfield, but the defense after a pass interference penalty held firm at the 36-yard line, forcing a punt.

UNM took that punt and drove 93 yards on 10 plays with every play on the ground. Jacory Croskey-Merritt had runs of seven and 24 yards to start it before Andrew Henry took over for runs of eight, 22 and four. A couple of penalties made it first-and-20, and Dylan Hopkins raced 12 yards around the end, but suffered an arm injury on the play. Devon Dampier came in and finished the drive off, running for eight yards and a first down before Croskey-Merritt scored his second touchdown of the day from 10 yards out to make it 18-14 after UNM missed a second two-point conversion.

Fresno State again couldn't move the ball much and punted, giving UNM another long field, starting at the three-yard line. That was no issue for UNM as Dampier led UNM on a 10-play drive, twice completing passes. The first was for 26 yards to a diving Jeremiah Hixon, and the second finished it off. He bobbled the snap, picked it up and heaved it long to the end zone for Caleb Medford, who leapt and snagged it for a 33-yard touchdown and a 100-yard game.

Fresno State turned to the injured Mikey Keene but it didn't really work as Fresno State punted on his first drive and then the Bulldogs could only muster a field goal after a 15-play drive to make it 25-17. Dimitri Johnson recovered the inside kick and Dampier rushed three times for 10 yards and a game clinching first down to give UNM the win.

New Mexico opened the scoring with a 38-yard Luke Drzewiecki field goal on its opening drive, but it felt like a Fresno State win as UNM had first and goal at the 5-yard line. Dylan Hopkins hit Trace Bruckler for a 4-yard **touchdown** but an offensive pass interference call negated that. UNM instead settled for Drzewiecki's field goal.

Fresno State responded on its opening drive with a Logan Fife 1-yard scoring run around the end for a 7-3 lead, a touchdown that capped a 77-yard drive. UNM's defense faced a little adversity after a 39-yard punt return set up the Bulldogs at the UNM 24-yard line, but the defense allowed just a yard, and Dylan Lynch saw his 42-yard field goal pull left.

The Bulldogs did make it 14-3 when Malik Sherrod capped off a seven-play, 78-yard run with a 6-yard score, but UNM responded to end the half.

Drzewiecki hit another 38-yard field goal to cut the deficit to 14-6, and then Jacory Croskey-Merritt went over from 50 yards out, helped by a ridiculous block by Andrew Erickson where he wiped out two would-be tacklers downfield with one hit, springing Croskey-Merritt for the final few yards. UNM elected to go for two and the tie, but Hopkins' pass was broken up.

Team	1st	2nd	3rd	4th	Total
New Mexico	3	9	6	7	25
Fresno State	7	7	0	3	17

SCORING SUMMARY

Team	Qtr	Time	Scoring Play	Plays-Yds, TOP	UNM-FS
UNM	1	9:53	Luke Drzewiecki 38 FG	8-45, 5:07	3-0
FS	1	6:05	Logan Fife 1 run (Dylan Lynch kick)	8-77, 3:42	3-7
FS	2	11:06	Malik Sherrod 6 run (Lynch kick)	7-78, 3:07	3-14
UNM	2	6:08	Drzewiecki 38 FG	11-54, 4:58	6-14
UNM	2	2:19	Jacory Croskey-Merritt 50 run (pass failed)	4-92, 2:08	12-14
UNM	3	2:30	Croskey-Merritt 10 run (pass failed)	10-93, 5:25	18-14
UNM	4	8:57	Caleb Medford 33 pass from Devon Dampier (Drzewiecki kick)	10-97, 5:53	25-14
FS	4	1:49	Lynch 44 FG	15-63, 3:33	25-17

TIME DETAILS

Kickoff time: 7:40 PM End of Game: 11:30 PM Total elapsed: 3:49

	New Mexico	Fresno State
First Downs	26	13
Rushes-Yards	51-345	19-34
C-A-I-Yards	10-21-2-183	18-32-0-195
Plays-Total Offense	72-528	51-229
Fumbles-Lost	0-0	1-1
Penalties-Yards	12-100	2-10
Punts-Avg	3-36.7	4-40.8
Time of Possession	39:05	20:55
3rd Downs	7-13	4-13
4th Downs	0-0	1-1

Passing: UNM-Dylan Hopkins 8-18-2-124, Devon Dampier 2-3-0-59; FS-Logan Fife 9-15-0-137; Mikey Keene 9-16-0-58, Jaelen Gill 0-1-0-0

Rushing: UNM-Jacory Croskey-Merritt 21-209, Andrew Henry 11-65, Devon Dampier 11-40, Dylan Hopkins 6-30, Trace Bruckler 1-2, TEAM 1-(-1). FS-Malik Sherrod 13-50, Jaelen Gill 1-(-2), Logan Fife 4-(-6), Mikey Keene 1-(-8).

Receiving: UNM-Caleb Medford 6-122, Jeremiah Hixon 2-48, Ryan Davis 1-8, Andrew Erickson 1-5. FS-Erik Brooks 5-27, Tre Watson 4-50, Mac Delena 3-40, Malik Sherrod 2-1, Jalen Moss 1-53, Jaelen Gill 1-9, Tim Grear, Jr. 1-8, Arlis Cole 1-7.

ALBUQUERQUE, N.M. --- Quarterback Levi Williams scrambled 13 yards on a broken play after dropping the snap in the second overtime to give Utah State a wild 44-41 win over New Mexico that will put the Aggies into a bowl game, spoiling a spirited comeback attempt by UNM, which finished its season 4-8 overall and 2-6 in the Mountain West.

While the ending was disappointing, the Lobos finished with their most wins since the 2016 season when the Lobos went 9-4.

UNM trailed the entire game but was able to come back from down 10 in the final minutes. After Utah State scored on a 15-play, 90-yard drive that killed off 6:36 of the fourth quarter clock, the Lobos found themselves down 31-21 with 5:30 left in the game, but UNM went to work on its own 25-yard line. Dylan Hopkins, who finished just 12-for-31 passing, hit Jeremiah Hixon for 28 yards and then on third-and-eight found him again for 14 yards to the Aggie 31.

Jacory Croskey-Merritt, who became the first player in school history to rush for back-to-back 200-yard games, broke away for a 21-yard run to set up UNM with first-and-goal. After a pass interference penalty in the end zone, Devon Dampier rushed the ball from two yards out to make it 31-28 with 3:24 left.

UNM kicked off and forced a punt and took over at its own 9-yard line with 2:09 left, and got the benefit of three pass interference penalties on Utah State over the course of four plays, sandwiched around an 11-yard catch by Ryan Davis, moving the ball from the 9 to the Utah State 36. Those flags were part of a crazy night with flags as Utah State was penalized 13 times for 183 yards and New Mexico 15 times for 155 yards.

Croskey-Merritt rushed 20 yards to the 16, but an offensive pass interference penalty made it third-and-20, but Hopkins found Davis for a first down. UNM spiked the ball to stop the clock with 17 seconds left, and two interceptions into the end zone left it at fourth down, and Luke Drzewiecki hit a 22-yard field goal to tie the game with four seconds left.

In the first overtime, Utah State scored first when Williams rushed in from six yards out. UNM got the ball and Croskey-Merritt rushed twice to get the ball to the four before Dampier entered and completed the drive. UNM originally lined up for the win, but after a timeout by Utah State, tied it with Drzewiecki, sending the game to a second OT.

There, UNM looked to get a 6-yard rushing TD by Dampier, but a quick replay review put the ball just inches short of the goal line much to the chagrin of everyone watching the replay on the video board, which looked inconclusive at best in the stadium. On third down, Croskey-Merritt lost a yard and UNM kicked a 19-yard field goal.

That led to Utah State's drive, which saw Rahsul Faison convert a 4th-and-one to keep its hopes alive, leading to Williams bobbling the snap and somehow avoiding a bunch of red jerseys for the win.

Team	1st	2nd	3rd	4th	OT1	OT2	Total
Utah State	14	3	7	7	7	6	44
New Mexico	7	7	7	10	7	3	41

SCORING SUMMARY

Team	Qtr	Time	Scoring Play	Plays-Yds, TOP	USU-UNM
USU	1	11:09	Jalen Royals 13 pass from Levi Williams (Elliot Nimrod kick)	10-75, 3:51	7-0
UNM	1	9:35	Andrew Henry 64 run (Luke Drzewiecki kick)	3-75, 1:34	7-7
USU	1	8:54	Royals 57 pass from Williams (Nimrod kick)	2-73, 0:41	14-7
USU	2	5:44	Nimrod 32 FG	10-57, 3:44	17-7
UNM	2	1:06	Wyatt McClour 29 pass from Devon Dampier (Drzewiecki kick)	9-65, 4:38	17-14
USU	3	10:01	Williams 29 run (Nimrod kick)	10-71, 3:35	24-14
UNM	3	3:01	Jacory Croskey-Merritt 22 run (Drzewiecki kick)	9-79, 4:54	24-21
USU	4	5:30	Rahsul Faison 17 run (Nimrod kick)	15-90, 6:36	31-21
UNM	4	3:24	Dampier 2 run (Drzewiecki kick)	7-75, 2:06	31-28
UNM	4	0:04	Drzewiecki 22 FG	13-86, 2:05	31-31
USU	OT1	---	Williams 6 run (Nimrod kick)	4-25	38-31
UNM	OT1	---	Dampier 4 run (Drzewiecki kick)	3-25	38-38
UNM	OT2	---	Drzewiecki 19 FG	7-23	38-41
USU	OT2	---	Williams 13 run	6-25	44-41

TIME DETAILS

Kickoff time: 1:37 PM End of Game: 6:07 PM Total elapsed: 4:29

	Utah State	New Mexico
First Downs	30	35
Rushes-Yards	50-302	47-337
C-A-I-Yards	16-27-1-198	17-44-0-202
Plays-Total Offense	77-500	91-539
Fumbles-Lost	1-0	0-0
Penalties-Yards	13-183	15-155
Punts-Avg	5-42.4	5-36.6
Time of Possession	28:33	31:27
3rd Downs	4-15	7-17
4th Downs	3-3	0-1

Passing: UNM-Dylan Hopkins 12-31-0-125, Devon Dampier 5-12-0-75, Team 0-1-0-0; USU-Levi Williams 16-27-1-198

Rushing: UNM-Jacory Croskey-Merritt 31-233, Andrew Henry 6-82, Devon Dampier 8-36, Dylan Hopkins 2-(-14). USU-Levi Williams 25-153, Rahsul Faison 18-106, Davon Booth 7-43.

Receiving: UNM-Jeremiah Hixon 4-49, Ryan Davis 3-44, Andrew Erickson 3-42, DJ Washington 2-3, Wyatt McClour 1-29, Caleb Medford 1-25, Andrew Henry 1-8, Trace Bruckler 1-1, Devon Dampier 1-1. USU-Jalen Royals 7-89, Terrell Vaughn 6-42, Colby Bowman 2-53, Rahsul Faison 1-14.



All-Mountain West Teams

2023 ALL-MOUNTAIN WEST FOOTBALL FIRST-TEAM OFFENSE

Pos.	Player	Class	Team
QB	Chevan Cordeiro	Sr.	San José State
WR	Tory Horton*	Sr.	Colorado State
WR	Ricky White III	Jr.	UNLV
WR	Jalen Royals	Jr.	Utah State
RB	Ashton Jeanty	So.	Boise State
RB	Kairee Robinson	So.	San José State
TE	Dallin Holker	Jr.	Colorado State
OL	Thor Paglialong	Sr.	Air Force
OL	Cade Beresford	Sr.	Boise State
OL	JC Davis	Jr.	New Mexico
OL	Tiger Shanks	Jr.	UNLV
OL	Frank Crum	Gr.	Wyoming
PK	Jose Pizano	Sr.	UNLV
KR	Jacob De Jesus	Jr.	UNLV

2023 ALL-MOUNTAIN WEST FOOTBALL SECOND-TEAM OFFENSE

Pos.	Player	Class	Team
QB	Jayden Maiava	R-Fr.	UNLV
WR	Steven McBride	Sr.	Hawai'i
WR	Nick Nash	Jr.	San José State
WR	Terrell Vaughn	Sr.	Utah State
RB	Emmanuel Michel	Sr.	Air Force
RB	Jacory Croskey-Merritt	Sr.	New Mexico
TE	Mark Redman*	Sr.	San Diego State
OL	Adam Karas	Sr.	Air Force
OL	Kage Casey	R-Fr.	Boise State
OL	Jacob Gardner	Sr.	Colorado State
OL	Mose Vavao	Sr.	Fresno State
OL	Cade Bennett*	Jr.	San Diego State
PK	Jonah Dalmas	Sr.	Boise State
KR	Terrell Vaughn	Sr.	Utah State

2023 ALL-MOUNTAIN WEST FOOTBALL FIRST-TEAM DEFENSE

Pos.	Player	Class	Team
DL	PJ Ramsey	Sr.	Air Force
DL	Ahmed Hassanein	Jr.	Boise State
DL	Mohamed Kamara	Gr.	Colorado State
DL	Tre Smith	So.	San José State
LB	Bo Richter	Sr.	Air Force
LB	Jackson Woodard	Jr.	UNLV
LB	MJ Tafisi Jr.	Sr.	Utah State
LB	Easton Gibbs*	Jr.	Wyoming
DB	Trey Taylor	Sr.	Air Force
DB	Jack Howell*	Jr.	Colorado State
DB	Emany Johnson	Sr.	Nevada
DB	Ike Larsen	So.	Utah State
P	James Ferguson-Reynolds	So.	Boise State
PR	Jacob De Jesus	Jr.	UNLV

2023 ALL-MOUNTAIN WEST FOOTBALL SECOND-TEAM DEFENSE

Pos.	Player	Class	Team
DL	Jalen Dixon	Jr.	UNLV
DL	Devo Bridges	Sr.	Fresno State
DL	Soane Toia	Jr.	San José State
DL	Jordan Bertagnole	Jr.	Wyoming
LB	Alec Mock	Sr.	Air Force
LB	Andrew Simpson	So.	Boise State
LB	Chase Wilson	Jr.	Colorado State
LB	Levelle Bailey	Sr.	Fresno State
DB	Carlton Johnson	Sr.	Fresno State
DB	Morice Norris Jr.	Sr.	Fresno State
DB	Noah Tumblyn	Sr.	San Diego State
DB	Cameron Oliver	Jr.	UNLV
P	Jack Browning	Sr.	San Diego State
PR	Tory Horton	Sr.	Colorado State

*Two-Time First-Team Selection

*Two-Time Second-Team Selection

2022 HONORABLE MENTION

Air Force: Matthew Dapore, PK; Jayden Goodwin, DB; Zac Larrier, QB
Boise State: Garrett Curran, OL; A'Marion McCoy, CB; Marco Notarainni, LB; Seyi Oladipo, DB; Alexander Teubner, S
Colorado State: Chigozie Anusiem, CB; Henry Blackburn, S; Brayden Fowler-Nicolosi, QB; Drew Moss, OL; Justus Ross-Simmons, WR
Fresno State: Erik Brooks, WR; Mikey Keene, QB; Malik Sherrrod, RB; Jacob Spomer, OL; Tre Watson, TE
Hawai'i: Pofele Ashlock, WR; Peter Manuma, DB; Brayden Schager, QB; Matthew Shipley, PK; Cam Stone, DB
Nevada: Dalevon Campbell, WR; Tongiaki Mateialona, LB; Brandon Talton, PK; Drue Watts, LB; Isaiah World, OL
New Mexico: Dylan Hopkins, QB; Alec Mareno, LB; Donte Martin, CB; Caleb Medford, WR; Zach Morris, CB
San Diego State: Kenan Christon, KR; Zyus Fiaseu, LB; Dez Malone, CB; Jalen Mayden, QB; Mekhi Shaw, WR/PR
San José State: Fernando Carmona Jr., OT; Jay'Vion Cole, CB; Tre Jenkins, S; Anthony Pardue, C; Bryun Parham, LB
UNLV: Vincent Davis Jr., RB; Donavyn Lester, RB; Marsel McDuffie, LB; Marshall Nichols, P; Jaxen Turner, S
Utah State: Micah Davis, WR/PR; Devin Dye, S; Broc Lane, TE; Hale Motu'apuaka, DL; Anthony Switzer, LB
Wyoming: Wyatt Ekeler, S; Andrew Peasley, QB; Harrison Waylee, RB; Treyton Welch, TE; Wyatt Wieland, WR

OFFENSIVE PLAYER OF THE YEAR

Ashton Jeanty, So., RB, Boise State

DEFENSIVE PLAYER OF THE YEAR

Mohamed Kamara, Gr., DE, Colorado State

SPECIAL TEAMS PLAYER OF THE YEAR

Jose Pizano, Sr, PK, UNLV

FRESHMAN OF THE YEAR

Jayden Maiava, QB, UNLV

COACH OF THE YEAR

Barry Odom, UNLV



2023 Mountain West Standings

Team (Coaches/AP)	MW	PF	PA	Hm	Rd	Neu	Pct	Overall	PF	PA	Hm	Rd	Neu	Pct	Streak
Boise State!	6-2	275	176	4-0	4-0	0-0	.750	8-6	450	358	5-1	3-4	0-1	.571	Lost 1
UNLV^	6-2	290	193	4-0	1-3	0-0	.750	9-5	482	400	5-2	4-2	0-1	.643	Lost 3
San José State	6-2	279	287	2-2	1-3	0-0	.750	7-6	414	333	4-2	3-3	0-1	.538	Lost 1
Air Force	5-3	256	176	2-2	3-1	0-0	.625	9-4	362	236	4-1	3-2	2-1	.692	Won 1
Wyoming	5-3	215	175	3-1	2-2	0-0	.625	9-4	329	290	7-0	1-4	1-0	.692	Won 3
Fresno State	4-4	204	219	4-0	3-1	0-0	.500	9-4	396	305	5-1	3-3	1-0	.692	Won 1
Utah State	4-4	245	276	3-1	2-2	0-0	.500	6-7	431	451	3-3	3-3	0-1	.462	Lost 1
Hawai'i	3-5	165	255	2-2	0-4	0-0	.375	5-8	278	419	4-3	1-5	0-0	.385	Won 1
Colorado State	3-5	182	219	2-2	1-3	0-0	.375	5-7	313	355	4-2	1-5	0-0	.417	Lost 1
Nevada	2-6	140	236	0-4	0-4	0-0	.250	2-10	208	401	1-5	1-5	0-0	.167	Lost 4
New Mexico	2-6	210	301	0-4	0-4	0-0	.250	4-8	327	327	2-4	2-4	0-0	.333	Lost 1
San Diego State	2-6	171	219	3-1	2-2	0-0	.250	4-8	246	321	3-4	1-4	0-0	.333	Won 1

! Mountain West Champion | ^Division Champion

2023 Mountain West Bowl Standings

Saturday, December 16

Isleta New Mexico Bowl

Fresno State 37, New Mexico State 10

Saturday, December 16

Starco Brands LA Bowl Hosted by Gronk

UCLA 35, Boise State 22

Saturday, December 23

Famous Idaho Potato Bowl

Georgia State 45, Utah State 22

Saturday, December 23

Easypost Hawai'i Bowl

Coastal Carolina 24, San Jose State 14

Saturday, December 23

Lockheed Martin Armed Forces Bowl

Air Force 31, James Madison 21

Tuesday, December 26

Guaranteed Rate Bowl

Kansas 49, UNLV 36

Saturday, December 30

Barstool Sports Arizona Bowl

Wyoming 16, Toledo 15



Team Rushing Records

ATTEMPTS

Game	Att.	Year
	90 vs. UTEP	11/13/1971
Season	747 by 1971 team	

YARDS

Game	Yds.	Year
	585 vs. New Mexico State	10/23/1982
Season	4,550 by 2016 team	

AVERAGE

Game	Avg.	Year
	10.3 vs. Boise State (49-505)	11/8/2014
Season	6.61 by 2016 team (688-4,550)	
Season Per Gm.	384.5 by 1971 team	

TOUCHDOWNS

Game	Tds	Year
	8 vs. Mississippi Valley State	9/5/2015
	8 vs. San Diego State	10/18/2008
	8 vs. New Mexico State	10/23/1982
	8 vs. UTEP	10/21/1972
	8 vs. Utah	11/6/1971
Season	48 by 2016 team	

MOST RUSHING YARDS IN SINGLE GAME

Yds.	Opponent	Year
1. 585	New Mexico State	10/23/1982
2. 568	Wyoming	11/26/2016
3. 549	Northern Arizona	9/23/1950
4. 543	Utah	11/6/1971
5. 541	New Mexico State	10/5/2013
6. 522	UTEP	10/21/1972
7. 518	Utah	9/26/1970
8. 518	UTEP	11/13/1971
9. 508	at Utah	9/26/1970
10. 505	Boise State	11/8/2014
11. 497	UNLV	9/28/2013
12. 490	New Mexico State	9/8/1984
13. 482	UNLV	11/17/2017
14. 476	ULM	10/22/2016
15. 470	at Montana	10/24/1959
16. 461	New Mexico State	9/16/1972
17. 451	Air Force	11/8/2013
18. 446	San Jose State	10/1/2016
19. 432	at New Mexico State	9/20/2014
20. 428	South Dakota	9/1/2016
21. 423	New Mexico State	9/6/1997
22. 419	San Diego State	10/18/2008
23. 410	San Jose State	10/10/1970
24. 410	UTEP	8/30/2014
25. 409	at Air Force	10/20/2012

FEWEST RUSHING YARDS BY UNM, SINGLE GAME

Yds.	Opponent	Year
1. -56	at Texas	9/17/1988
2. -29	Wyoming	11/11/1967
3. -14	at Arizona	9/19/1987
4. -10	BYU	10/16/1999
5. -3	at Baylor	11/3/1984
6. 6	vs. Oregon State	12/24/2003
7. 9	Utah	11/10/1990
8. 12	at TCU	11/28/2009
9. 13	Arizona	9/15/1990
10. 14	at San Diego State	11/22/1980
11. 16	BYU	9/23/1967
12. 17	Wyoming	10/15/1966
13. 20	at Fresno State	9/3/1988
14. 21	at Texas A&M	9/5/2009

15. 22	at Washington State	9/20/2003
16. 23	Arizona	9/28/1968
23	at UTEP	10/14/1989
18. 25	Boise State	9/9/2022
25	at BYU	10/31/1981
25	at Texas Tech	9/16/1989
25	at Oregon	9/4/2010
22. 27	San Diego State	10/3/1981
27	at Wyoming	10/15/1988
24. 28	at Missouri	9/13/1980
28	at Utah	9/5/1987
28	at TCU	11/3/2007

MOST RUSHING YARDS PER GAME, SEASON

Year	Games	Yards	Yds./Game
1. 1971	11	4,229	384.5
2. 1970	10	3,501	350.1
3. 2016	13	4,550	350.0
4. 2014	12	3,725	310.4
5. 2013	12	3,706	308.8
6. 2012	13	3,917	301.3
7. 1959	10	2,899	289.9
8. 1972	11	3,085	280.5
9. 1982	11	2,998	272.5
10. 1973	11	2,800	254.5

MOST RUSHING YARDS, SEASON

Year	Games	Yards	Yds./Game
1. 2016	13	4,550	350.0
2. 1971	11	4,229	384.5
3. 2012	13	3,917	301.3
4. 2014	12	3,725	310.4
5. 2013	12	3,706	308.8
6. 1970	10	3,501	350.1
7. 2015	13	3,278	252.2
8. 1972	11	3,085	280.5
9. 1982	11	2,998	272.5
10. 1959	10	2,899	289.9

MOST RUSHING YARDS IN SINGLE GAME BY AN OPPONENT

Yds.	Opponent	Year
1. 646	Air Force (at UNM)	11/14/1987
2. 535	Air Force	10/1/1988
3. 525	Air Force (at UNM)	11/2/1991
4. 491	Fresno State	10/5/1991
5. 483	Wyoming	10/26/1968
6. 481	Arizona State	11/11/1972
481	Rice	10/5/1996
8. 478	Utah	11/9/1991
478	Air Force	11/10/2018
10. 469	Utah State (at UNM)	10/15/1960
11. 466	Florida	10/21/1989
12. 458	Hawai'i (at UNM)	10/10/1987
13. 452	Tulsa (at UNM)	11/8/1986
14. 432	Utah (at UNM)	10/18/1969
15. 423	Arizona State (at UNM)	9/6/2014
16. 421	Air Force	11/12/2022
17. 418	Texas Tech (at UNM)	10/14/1978
18. 417	UNLV (at UNM)	11/1/1980
417	Wisconsin	9/8/2018
20. 412	Colorado State	11/19/2016
21. 400	Wyoming	10/20/1984
22. 508	Air Force (at UNM)	10/2/2021
23. 397	San Diego State (at UNM)	10/10/2014
24. 392	Wyoming (at UNM)	11/6/2010
25. 390	UNLV	9/12/1981
26. 389	Hawai'i	11/24/1984

FEWEST RUSHING YARDS BY AN OPPONENT, SINGLE GAME

Yds.	Opponent	Year
1. -96	BYU (at UNM)	11/14/1970
2. -64	New Mexico State	9/1/1990
3. -61	UTEP (at UNM)	10/1/1955
4. -57	Denver	11/8/1952
5. -53	UTEP (at UNM)	9/1/2001
6. -32	New Mexico State (at UNM)	10/9/1948
7. -24	San Diego State (at UNM)	11/19/1983
8. -19	Utah State (at UNM)	9/12/1998
-19	San Diego State (at UNM)	10/23/2004
10. -18	UTEP (at UNM)	11/12/1983
11. -14	UCF (at UNM)	9/14/1996
12. -9	Houston Baptist (at UNM)	9/2/2021
13. -5	San Diego State (at UNM)	10/3/1981
14. 4	UTEP (at UNM)	10/10/1981
15. 8	UTEP (at UNM)	10/20/1979
8	Abilene Christian (at UNM)	9/2/2017
17. 17	BYU (at UNM)	10/19/1985
18. 19	Fresno State (at UNM)	9/13/1975
19. 22	Maine (at UNM)	9/3/2022
20. 23	Wyoming	11/22/2003
21. 26	Mississippi Valley State (at UNM)	9/5/2015
22. 28	Wyoming	10/6/2001
23. 30	UTEP (at UNM)	9/23/2006
30	San Diego State (at UNM)	11/9/2002
25. 31	Colorado State	10/28/2006
31	Texas Tech (at UNM)	9/11/2004
31	Washington State (at UNM)	9/3/2004

MOST OPPOSING RUSHING YARDS PER GAME, SEASON

Year	Games	Yards	Yds./Game
1. 1991	12	3,783	315.2
2. 1950	10	2,863	286.3
3. 1987	11	3,105	282.3
4. 1968	10	2,820	282.0
5. 2014	12	3,228	269.0
6. 2013	12	3,086	257.2
7. 2010	12	3,002	250.2
8. 2011	12	2,963	246.9
9. 1972	11	2,908	242.3
10. 1988	12	2,888	240.7

MOST OPPOSING RUSHING YARDS, SEASON

Year	Games	Yards	Yds./Game
1. 1991	12	3,783	315.2
2. 2014	12	3,228	269.0
3. 1987	11	3,105	282.3
4. 2013	12	3,086	257.2
5. 2010	12	3,002	250.2
6. 2011	12	2,963	246.9
7. 1972	11	2,908	242.3
8. 1988	12	2,888	240.7
9. 1950	10	2,863	286.3
10. 1968	10	2,820	282.0

Individual Rushing Records

AVERAGE PER RUSH

	Avg.	Player	Year
Game	25.2	James Wright vs. Air Force (5 carries for 126 yards)	9/19/2009
Season	9.50	Jhurrell Pressley (114-1083)	2014
Career	6.92	Jhurrell Pressley (394-2,725)	2012-15

TOUCHDOWNS

	TDs	Player	Year
Game	5	Reginal Johnson vs. Tulsa	11/2/1996
	5	Richard McQuarley vs. Air Force	9/30/2017
	4	Chuck Hill vs. Northern Arizona	9/23/1950
	4	Rocky Long vs. Utah	11/6/1971
	4	Willie Turrall vs. Utah	11/9/1985
	4	Stoney Case vs. Idaho State	11/6/1993
	4	DonTrell Moore vs. Texas State	8/30/2003
	4	Rodney Ferguson vs. Sacramento State	9/22/2007
	4	Kasey Carrier vs. Texas State	10/6/2012
	4	Kasey Carrier vs. UTEP	9/7/2013
	4	Ahmari Davis at New Mexico State	9/15/2018
Season	19	DonTrell Moore	2003
Career	51	DonTrell Moore	2002-05

100-YARD GAMES

	No.	Player	Year
Season	9	DonTrell Moore	2003
Career	26	DonTrell Moore	2002-05
Consecutive	6	Mike Williams	1976-77
	5	DonTrell Moore	2003
	5	Rodney Ferguson	2006-07

200-YARD GAMES

	No.	Player	Year
Season	2	Jacory Croskey-Merritt	2023
Career	2	Jacory Croskey Merritt	2023
	2	Teriyon Gipson	2013-16
	2	Kasey Carrier	2011-14
	2	Mike Williams	1975-78
	2	Fred Henry	1970-72
Consecutive	2	Jacory Croskey-Merritt	2023

YARDS BY CLASS

	Yds.	Player	Year
Fr.	1,134	DonTrell Moore	2002
So.	1,450	DonTrell Moore	2003
Jr.	1,469	Kasey Carrier	2012
Sr.	1,298	DonTrell Moore	2005

SINGLE GAME ATTEMPTS

	Att.	Player	Year
1.	47	Mike Williams vs. UTEP	11/5/1977
2.	41	Reginal Johnson vs. Tulsa	11/2/1996
	41	Rodney Ferguson vs. Air Force	10/25/2007
	41	Kasey Carrier vs. UTEP	9/7/2013
5.	40	Willie Turrall vs. Utah	11/9/1985
6.	39	Kasey Carrier vs. Air Force	10/20/2012
7.	38	Sam Scarber vs. Kansas	10/4/1969
8.	37	Mike Williams vs. Hawai'i	9/10/1977
9.	36	DonTrell Moore vs. Air Force	11/15/2003
	36	DonTrell Moore vs. Wyoming	10/15/2005
	36	DonTrell Moore vs. San Diego State	10/22/2005

SINGLE GAME YARDS

	Yds.	Player	Year
1.	338	Kasey Carrier at Air Force	10/20/2012
2.	291	Kasey Carrier at UTEP	9/7/2013
3.	265	Quincy Wright vs. Weber State	8/31/2002
4.	242	DonTrell Moore vs. Colorado St.	11/7/2003
5.	236	Mike Williams vs. UTEP	11/5/1977
6.	233	Jacory Croskey-Merritt vs. Utah St.	11/24/2023
7.	232	Reginal Johnson vs. Tulsa	11/2/1996
8.	218	David Bookert at Wyoming	10/26/1968

218	Fred Henry vs. Utah	11/6/1971
217	Teriyon Gipson vs. Wyoming	11/26/2016
210	Rodney Ferguson vs. San Diego State	11/25/2006
209	Jacory Croskey-Merritt at Fresno St.	11/18/2023
208	Fred Henry at Utah	9/26/1970
206	Mike Williams at Utah	11/6/1976
205	Teriyon Gipson vs. Boise State	11/8/2014
200	Ahmari Davis vs. Hawai'i	10/26/2019
196	Jimmy Sayers at Wyoming	10/4/1980
193	Bryson Carroll vs. Colorado State	10/11/2019
192	Kasey Carrier vs. UNLV	9/28/2013
191	Willie Turrall at Utah	11/9/1985
191	Kasey Carrier vs. Texas State	10/6/2012
188	Don Woods vs. New Mexico State	9/15/1973
188	DonTrell Moore vs. Air Force	11/15/2003
187	Don Perkins at Colorado State	9/28/1957
187	D.D. Cox at Texas Tech	9/6/2003
186	Winslow Oliver at Air Force	9/26/1992
184	Mike Williams at Hawai'i	9/10/1977
184	Jarrold Baxter vs. UTEP	9/1/2001
184	Cole Gautsche (QB) vs. UTEP	8/30/2014

SEASON ATTEMPTS

	Att.	Player	Year
1.	292	Rodney Ferguson	2007
2.	276	DonTrell Moore	2003
3.	275	DonTrell Moore	2005
4.	265	Mike Williams	1977
5.	258	Mike Williams	1976
6.	255	Kasey Carrier	2012
7.	252	Rodney Ferguson	2006
8.	245	Winslow Oliver	1992
	245	DonTrell Moore	2002
10.	232	DonTrell Moore	2004

SEASON YARDS

	Yds.	Player	Year
1.	1,469	Kasey Carrier	2012
2.	1,450	DonTrell Moore	2003
3.	1,298	DonTrell Moore	2005
4.	1,269	Teriyon Gipson	2016
5.	1,240	Mike Williams	1976
6.	1,234	Rodney Ferguson	2006
7.	1,190	Jacory Croskey-Merritt	2023
8.	1,177	Rodney Ferguson	2007
9.	1,134	DonTrell Moore	2002
10.	1,129	Fred Henry	1971
11.	1,122	Kasey Carrier	2013
12.	1,105	Rodney Ferguson	2008
13.	1,097	Tyrone Owens	2016
14.	1,096	Mike Williams	1977
15.	1,091	DonTrell Moore	2004
16.	1,083	Jhurrell Pressley	2014
17.	1,064	Willie Turrall	1984
18.	1,063	Winslow Oliver	1992
19.	1,023	Kevin Burgess	1986
20.	1,015	Mike Williams	1978
21.	1,008	Lennox Gordon	1996

SEASON TOUCHDOWNS

	TDs	Player	Year
1.	19	DonTrell Moore	2003
2.	18	Richard McQuarey	2016
3.	17	Jacory Croskey-Merritt	2023
4.	15	Kasey Carrier	2012
5.	14	Stoney Case	1993
	14	DonTrell Moore	2005
7.	13	Teriyon Gipson	2016
	13	Sam Scarber	1970
	13	Rocky Long	1971
	13	DonTrell Moore	2002
	13	Rodney Ferguson	2007
	13	Rodney Ferguson	2008

CAREER ATTEMPTS

	Att.	Player	Years
1.	1,028	DonTrell Moore	2002-05
2.	857	Mike Williams	1975-78
3.	778	Rodney Ferguson	2004-08
4.	691	Winslow Oliver	1992-95
5.	609	Kasey Carrier	2009-13
6.	486	Tyrone Owens	2015-18
7.	479	Teriyon Gipson	2013-16
8.	475	Dave Bookert	1967-69
9.	469	Rocky Long	1969-71
10.	466	Mike Carter	1978-82

CAREER YARDS

	Yds.	Player	Years
1.	4,973	DonTrell Moore	2002-05
2.	3,862	Mike Williams	1975-78
3.	3,564	Rodney Ferguson	2004-08
4.	3,332	Winslow Oliver	1992-95
5.	3,233	Kasey Carrier	2009-13
6.	3,164	Teriyon Gipson	2013-16
7.	2,935	Fred Henry	1970-72
8.	2,725	Jhurrell Pressley	2012-15
9.	2,672	Tyrone Owens	2015-18
10.	2,520	Willie Turrall	1982-85
11.	2,503	Lamar Jordan	2014-17
12.	2,364	Mike Carter	1978-82
13.	2,131	Lennox Gordon	1995-98
14.	2,090	Jarrold Baxter	1998-01
15.	2,071	Rocky Long	1969-71
16.	2,030	Jimmy Sayers	1977-80
17.	2,001	Don Perkins	1957-59
18.	1,971	Dave Bookert	1967-69
19.	1,937	Bobby Santiago	1960-62
20.	1,859	Cole Gautsche	2012-14, 16
21.	1,840	Rich Diller	1971-73
22.	1,833	Holmon Wiggins	1998-01
23.	1,667	David Osborn	1979-82
24.	1,663	Michael Johnson	1980-83
25.	1,605	Crusoe Gongbay	2011-14

CAREER TOUCHDOWNS


	TDs	Player	Years
1.	51	DonTrell Moore	2002-04
2.	35	Jhurrell Pressley	2012-15
3.	34	Rodney Ferguson	2004-08
4.	32	Teriyon Gipson	2013-16
5.	31	Richard McQuarley	2015-17
	31	Stoney Case	1991-94
7.	29	Willie Turrall	1982-85
8.	27	Mike Williams	1975-78
9.	26	Kasey Carrier	2009-13

LONGEST RUN FROM SCRIMMAGE

	Yds.	Player	Year
1.	91	Bobby Santiago vs. Colorado State	11/10/1962
2.	85	Don Perkins at Arizona	10/19/1957
	85	David Osborn at North Texas	10/30/1982
4.	84	Teriyon Gipson vs. South Dakota	9/1/2016
	84	James Wright vs. Air Force	9/19/2009
6.	83	Tyrone Owens vs. ULM	10/22/2016
7.	82	Winslow Oliver vs. Northern Arizona	9/2/1995
	82	Mike Carter vs. UTEP (no TD)	10/10/1981
	82	Don Rumley vs. Eastern New Mexico	9/22/1945
	82	Bryan Brock at UTEP	11/1/1947
11.	80	Bucky Brandenburg at Arizona State	9/30/1950
	80	Stan Quintana vs. Colorado State	11/14/1964
	80	Winslow Oliver vs. Air Force	9/26/1992
	80	Kole McKamey vs. Wyoming	11/20/2004
	80	Jhurrell Pressley at Fresno State	11/23/2013



All-Time 100-Yard Rushers (since 1959)



Don Perkins' 187-yard game on September 28, 1957 lasted as the UNM record for over 11 yards.

1.	187	Don Perkins at Colorado State	9/28/1957
2.	104	Billy Brown vs. New Mexico State	9/19/1959
3.	106	Don Perkins at Montana	10/24/1959
4.	105	Billy Brown vs. Denver	10/31/1959
5.	123	Bo Bankston vs. Denver	10/31/1959
6.	112	Bob Crandall at Air Force	11/21/1959
7.	126	Don Perkins at Air Force	11/21/1959
8.	124	Bobby Santiago at UTEP	10/1/1960
9.	100	Herb Bradford at Arizona	10/21/1961
10.	101	Bobby Morgan vs. Wyoming	11/11/1961
11.	128	Bobby Santiago vs. Colorado State	11/10/1962
12.	118	Bobby Santiago vs. Montana	11/17/1962
13.	103	Bucky Stallings at San Jose State	10/27/1962
14.	107	Bobby Santiago vs. Utah	10/20/1962
15.	114	Bucky Stallings vs. UTEP	9/28/1963
16.	110	Joe Harris at Colorado State	11/2/1963
17.	105	Joe Harris at Montana	9/26/1964
18.	115	Joe Harris vs. Colorado State	11/14/1964
19.	115	Carl Jackson at Colorado State	10/1/1965
20.	163	Carl Jackson at Arizona	10/8/1965
21.	117	Carl Jackson vs. BYU	11/27/1965
22.	103	Carl Jackson at Kansas State	9/24/1966
23.	113	Carl Bradford vs. Arizona State	11/19/1966
24.	117	David Bookert vs. Colorado State	9/14/1968
25.	129	David Bookert vs. Utah	10/12/1968
26.	218	David Bookert at Wyoming	10/26/1968
27.	134	Rick Bietler vs. New Mexico State	11/16/1968
28.	159	Rocky Long (QB) at Arizona	10/25/1969
29.	130	Sam Scarber vs. Kansas	10/4/1969
30.	100	Sam Scarber vs. Utah	10/18/1969
31.	102	David Bookert at New Mexico State	11/22/1969
32.	139	Sam Scarber at Utah	9/26/1970
33.	203	Fred Henry at Utah	9/26/1970
34.	119	Nate McCall at Utah	9/26/1970
35.	126	Sam Scarber at Kansas	10/3/1970
36.	116	Fred Henry vs. San Jose State	10/10/1970
37.	146	Rocky Long (QB) vs. San Jose State	10/10/1970
38.	109	Rocky Long (QB) at Wyoming	10/24/1970
39.	132	Sam Scarber at Wyoming	10/24/1970
40.	114	Nate McCall at UTEP	10/31/1970
41.	166	Fred Henry vs. Arizona	11/7/1970
42.	102	Sam Scarber vs. BYU	11/14/1970
43.	182	Nate McCall at Arizona State	11/21/1970
44.	126	Rich Diller vs. New Mexico State	9/16/1972
45.	104	Bruce Boone vs. New Mexico State	9/16/1972
46.	126	Fred Henry at Wyoming	10/7/1972
47.	132	Bruce Boone at Wyoming	10/7/1972
48.	169	Fred Henry vs. Arizona	10/14/1972
49.	111	Fred Henry at UTEP	10/21/1972
50.	117	Rich Diller at UTEP	10/21/1972
51.	127	Fred Henry at Utah	10/28/1972
52.	188	Don Woods vs. New Mexico State	9/15/1973
53.	107	Don Woods at Air Force	9/29/1973
54.	149	Don Woods at Arizona	10/13/1973
55.	136	Don Woods vs. Utah	11/10/1973
56.	148	Don Woods at Colorado State	11/24/1973

57.	126	Bob Keeran vs. New Mexico State	11/2/1974
58.	150	Bob Haines at Wyoming	10/19/1974
59.	109	Kevin Thompson vs. UTEP	11/23/1974
60.	118	Mike Williams at Arizona	10/25/1975
61.	161	Mike Williams at UTEP	9/18/1976
62.	110	Noel Mazzone (QB) at UTEP	9/18/1976
63.	143	Mike Williams at Wyoming	10/9/1976
64.	206	Mike Williams at Utah	11/6/1976
65.	126	Mike Williams vs. Arizona	11/20/1976
66.	167	Mike Williams at San Diego State	11/27/1976
67.	184	Mike Williams at Hawai'i	9/10/1977
68.	101	Mike Williams at Texas Tech	9/17/1977
69.	104	Mike Williams vs. Arizona State	10/8/1977
70.	102	Mike Williams vs. Wichita State	10/15/1977
71.	236	Mike Williams vs. UTEP	11/5/1977
72.	104	Tim Johnson vs. Wyoming	11/19/1977
73.	143	Noel Mazzone (QB) vs. Wyoming	11/19/1977
74.	130	Mike Williams at Hawai'i	9/9/1978
75.	193	Mike Williams vs. New Mexico State	10/21/1978
76.	147	Mike Carter vs. Pacific	11/18/1978
77.	167	Michael Johnson at Texas Tech	9/20/1980
78.	196	Jimmy Sayers at Wyoming	10/4/1980
79.	131	Jimmy Sayers vs. Hawai'i	10/18/1980
80.	102	Jim Brooks at San Diego State	11/22/1980
81.	119	Mike Carter vs. Air Force	9/26/1981
82.	124	Mike Carter vs. UTEP	10/10/1981
83.	111	Mike Carter vs. UNLV	9/18/1982
84.	137	Michael Johnson at Air Force	10/2/1982
85.	112	Dave Osborn (QB) at Air Force	10/2/1982
86.	174	Mike Carter vs. New Mexico State	10/23/1982
87.	108	Michael Johnson vs. New Mexico State	10/23/1982
88.	108	Willie Turrall vs. New Mexico State	10/23/1982
89.	125	Dave Osborn (QB) at North Texas	10/30/1982
90.	133	Buddy Funck (QB) vs. North Texas	10/1/1983
91.	138	Michael Johnson at Colorado State	10/29/1983
92.	125	Buddy Funck (QB) vs. UTEP	11/12/1983
93.	104	Michael Johnson vs. San Diego State	11/19/1983
94.	113	Buddy Funck (QB) vs. New Mexico State	9/8/1984
95.	107	Montez Love vs. New Mexico State	9/8/1984
96.	160	Willie Turrall vs. New Mexico State	9/8/1984
97.	100	Willie Turrall at UTEP	9/29/1984
98.	131	Willie Turrall at San Diego State	11/17/1984
99.	154	Willie Turrall at Hawai'i	11/24/1984
100.	148	Willie Turrall at Texas Tech	9/7/1985
101.	113	Billy Rucker (QB) at UTEP	11/2/1985
102.	191	Willie Turrall at Utah	11/9/1985
103.	153	Kevin Burgess vs. San Diego State	9/27/1986
104.	118	Kevin Burgess vs. UTEP	10/11/1986
105.	157	Kevin Burgess vs. Utah	10/18/1986
106.	156	Kevin Burgess vs. New Mexico State	10/25/1986
107.	118	Ned James (QB) at Wyoming	11/1/1986
108.	115	Scott Howard vs. Wyoming	11/7/1987
109.	109	Andre Wooten at New Mexico State	9/10/1988
110.	143	Andre Wooten at Air Force	10/1/1988
111.	113	Andre Wooten vs. San Diego State	11/19/1988
112.	124	Dion Morrow vs. New Mexico State	9/9/1989
113.	103	Derek Coffman at San Diego State	11/4/1989
114.	102	Dion Morrow vs. Fresno State	11/18/1989
115.	124	Aaron Givens vs. UTEP	10/6/1990
116.	108	Derek Coffman vs. New Mexico State	9/28/1991
117.	130	Winslow Oliver vs. TCU	9/5/1992
118.	137	Winslow Oliver at New Mexico State	9/12/1992
119.	186	Winslow Oliver at Air Force	9/26/1992
120.	112	Winslow Oliver vs. Utah	10/17/1992
121.	151	Winslow Oliver at Fresno State	10/24/1992
122.	130	Winslow Oliver at BYU	11/7/1992
123.	146	Eric Young vs. Colorado State	11/21/1992
124.	117	Winslow Oliver vs. BYU	9/4/1993
125.	165	Winslow Oliver at TCU	9/11/1993
126.	126	Abe Ghoston vs. New Mexico State	9/25/1993
127.	119	Winslow Oliver vs. Hawai'i	10/2/1993

128.	112	Stoney Case (QB) vs. Idaho State	11/9/1993
129.	143	Abe Ghoston vs. Idaho State	11/9/1993
130.	104	Winslow Oliver at Hawai'i	10/8/1994
131.	163	Winslow Oliver at San Diego State	10/15/1994
132.	114	Stoney Case (QB) at Fresno State	10/29/1994
133.	106	Winslow Oliver at Fresno State	10/29/1994
134.	125	Eric Young vs. UTEP	11/19/1994
135.	143	Winslow Oliver vs. Northern Arizona	9/2/1995
136.	168	Winslow Oliver vs. New Mexico State	9/23/1995
137.	106	Winslow Oliver at Fresno State	10/7/1995
138.	123	Winslow Oliver at San Diego State	11/4/1995
139.	139	Lennox Gordon at New Mexico State	8/29/1996
140.	104	Chris Shelton at New Mexico State	8/29/1996
141.	107	Lennox Gordon vs. UCF	9/14/1996
142.	102	Donald Sellers (QB) vs. UCF	9/14/1996
143.	111	Lennox Gordon vs. TCU	9/28/1996
144.	126	Donald Sellers (QB) at Rice	10/5/1996
145.	109	Lennox Gordon at Rice	10/5/1996
146.	140	Lennox Gordon vs. San Diego State	10/19/1996
147.	232	Reginal Johnson at Tulsa	11/2/1996
148.	127	Lennox Gordon vs. UTEP	11/23/1996
149.	110	Lennox Gordon vs. Northern Arizona	8/30/1997
150.	146	Lennox Gordon vs. New Mexico State	9/6/1997
151.	103	Reginal Johnson at UTEP	9/13/1997
152.	102	Graham Leigh (QB) vs. BYU	11/15/1997
153.	104	Eric Jaworsky (QB) vs. Colorado State	12/6/1997
154.	131	Holmon Wiggins at Utah	11/13/1999
155.	101	Jarrod Baxter at Wyoming	11/20/1999
156.	168	Holmon Wiggins vs. Wyoming	9/30/2000
157.	135	Jarrod Baxter vs. Utah	10/28/2000
158.	184	Jarrod Baxter vs. UTEP	9/1/2001
159.	106	Jarrod Baxter at Texas Tech	9/8/2001
160.	131	Jarrod Baxter vs. New Mexico State	11/24/2001
161.	265	Quincy Wright vs. Weber State	8/31/2002
162.	145	Quincy Wright at Air Force	9/7/2002
163.	148	Justin Millea (QB) at UNLV	10/12/2002



DonTrell Moore's 26 100-yard games are the most by any Lobo in school history. He had four in 2002, nine in 2003, six in 2004 and seven in 2005.

164.	166	DonTrell Moore at Utah State	10/19/2002
165.	163	DonTrell Moore vs. Utah	10/26/2002
166.	181	DonTrell Moore at Colorado State	11/23/2002
167.	176	DonTrell Moore vs. Wyoming	11/30/2002
168.	109	DonTrell Moore vs. Texas State	8/30/2003
169.	187	D.D. Cox at Texas Tech	9/6/2003
170.	104	DonTrell Moore vs. BYU	9/13/2003
171.	113	DonTrell Moore vs. New Mexico State	9/27/2003
172.	132	DonTrell Moore vs. Utah State	10/4/2003
173.	106	D.D. Cox at Utah	10/25/2003
174.	119	DonTrell Moore at Utah	10/25/2003
175.	130	DonTrell Moore vs. UNLV	11/1/2003
176.	242	DonTrell Moore vs. Colorado State	11/7/2003
177.	188	DonTrell Moore vs. Air Force	11/15/2003
178.	127	D.D. Cox at Wyoming	11/22/2003
179.	153	DonTrell Moore at Wyoming	11/22/2003
180.	167	DonTrell Moore vs. Washington State	9/3/2004
181.	110	D.D. Cox at New Mexico State	9/25/2004
182.	110	DonTrell Moore at Air Force	10/9/2004

All-Time 100-Yard Rushers (since 1959)

183.	141	DonTrell Moore at UNLV	10/16/2004	254.	147	Lamar Jordan (QB) at Wyoming	9/26/2015	Tyrone Owens	8
184.	154	DonTrell Moore at Colorado State	10/30/2004	255.	103	Jhurell Pressley at Wyoming	9/26/2015	12. Fred Henry	7
185.	101	DonTrell Moore at BYU	11/13/2004	256.	157	Lamar Jordan (QB) vs. New Mexico State	10/3/2015	Willie Turrall	7
186.	152	Kole McKamey (QB) vs. Wyoming	11/20/2004	257.	142	Teriyon Gipson vs. New Mexico State	10/3/2015	14. Sam Scarber	6
187.	150	DonTrell Moore vs. Wyoming	11/20/2004	258.	132	Jhurell Pressley vs. Boise State	11/14/2015	15. Don Woods	5
188.	138	Kole McKamey (QB) vs. Navy	12/30/2004	259.	170	Jhurell Pressley vs. Air Force	11/28/2015	Jarrold Baxter	5
189.	152	Kole McKamey (QB) vs. New Mexico State	9/17/2005	260.	135	Lamar Jordan (QB) vs. Arizona	12/19/2015	Michael Johnson	5
190.	120	DonTrell Moore vs. New Mexico State	9/17/2005	261.	181	Teriyon Gipson vs. South Dakota	9/1/2016	Michael Carter	5
191.	161	DonTrell Moore at UTEP	9/24/2005	262.	101	Lamar Jordan (QB) at Rutgers	9/17/2016	19. Jacory Croskey-Merritt4	4
192.	129	DonTrell Moore at TCU	10/1/2005	263.	156	Teriyon Gipson vs. San Jose State	10/1/2016	Bobby Santiago	4
193.	103	Kole McKamey (QB) vs. BYU	10/8/2005	264.	117	Tyrone Owens vs. San Jose State	10/1/2016	Carl Jackson	4
194.	181	DonTrell Moore at Wyoming	10/15/2005	265.	139	Lamar Jordan (QB) vs. Boise State	10/7/2016	D.D. Cox	4
195.	162	DonTrell Moore at San Diego State	10/22/2005	266.	140	Teriyon Gipson vs. Air Force	10/15/2016	David Bookert	4
196.	117	DonTrell Moore vs. Colorado State	10/28/2005	267.	126	Tyrone Owens vs. Air Force	10/15/2016	Kevin Burgess	4
197.	143	DonTrell Moore vs. Air Force	11/19/2005	268.	171	Tyrone Owens vs. ULM	10/22/2016	Kole McKamey (QB)	4
198.	162	Rodney Ferguson vs. UTEP	9/23/2006	269.	134	Tyrone Owens at Hawai'i	10/29/2016	27. Ahmari Davis	3
199.	138	Rodney Ferguson at BYU	11/18/2006	270.	121	Teriyon Gipson vs. Nevada	11/5/2016	Andre Wooten	3
200.	210	Rodney Ferguson vs. San Diego State	11/25/2006	271.	107	Teriyon Gipson at Utah State	11/12/2016	Bobby Cole	3
201.	102	Rodney Ferguson vs. San Jose State	12/23/2006	272.	157	Tyrone Owens at Colorado State	11/19/2016	Buddy Funck (QB)	3
202.	132	Rodney Ferguson at UTEP	9/1/2007	273.	217	Teriyon Gipson vs. Wyoming	11/26/2016	Don Perkins	3
203.	118	Rodney Ferguson vs. New Mexico State	9/8/2007	274.	176	Lamar Jordan (QB) vs. Wyoming	11/26/2016	James Wright	3
204.	129	Rodney Ferguson vs. Sacramento State	9/22/2007	275.	121	Richard McQuarley vs. Wyoming	11/26/2016	Joe Harris	3
205.	146	Rodney Ferguson vs. Air Force	10/25/2007	276.	156	Coltin Gerhart (QB) at Tulsa	9/30/2017	Nate McCall	3
206.	110	Rodney Ferguson vs. Colorado State	11/10/2007	277.	179	Richard McQuarley vs. Air Force	9/30/2017	Rocky Long (QB)	3
207.	115	Rodney Ferguson vs. UNLV	11/24/2007	278.	159	Tyrone Owens vs. Colorado State	10/20/2017	36. Abe Ghoston	2
208.	167	Paul Baker vs. Nevada	12/22/2007	279.	164	Tyrone Owens vs. UNLV	11/17/2017	Billy Brown	2
209.	135	Rodney Ferguson vs. Texas A&M	9/6/2008	280.	145	Daryl Chestnut vs. UNLV	11/17/2017	Bruce Boone	2
210.	158	Rodney Ferguson vs. Arizona	9/13/2008	281.	116	Lamar Jordan (QB) vs. UNLV	11/17/2017	Bucky Stallings	2
211.	122	Rodney Ferguson at Tulsa	9/20/2008	282.	110	Tyrone Owens at New Mexico State	9/15/2018	Crusoe Gongbay	2
212.	146	Paul Baker at New Mexico State	9/27/2008	283.	107	Ahmari Davis vs. Sam Houston State	8/31/2019	Daryl Chestnut	2
213.	120	James Wright vs. Wyoming	10/4/2008	284.	133	Ahmari Davis vs. New Mexico State	9/21/2019	Dave Osborn (QB)	2
214.	149	Rodney Ferguson vs. San Diego State	10/18/2008	285.	104	Sheriron Jones (QB) at San Jose State	10/4/2019	Derek Coffman	2
215.	110	James Wright vs. San Diego State	10/18/2008	286.	193	Bryron Carroll vs. Colorado State	10/11/2019	Dion Morrow	2
216.	107	Rodney Ferguson at Air Force	10/23/2008	287.	200	Ahmari Davis vs. Hawai'i	10/26/2019	Donald Sellers (QB)	2
217.	123	Rodney Ferguson at UNLV	11/8/1008	288.	115	Tre Hall (QB) vs. Utah State	11/30/2019	Eric Young	2
218.	126	James Wright vs. Air Force	9/19/2009	289.	131	Bobby Cole vs. Wyoming (N)	12/5/2020	Holmon Wiggins	2
219.	102	A.J. Butler at Texas Tech	10/3/2009	290.	138	Bobby Cole vs. Fresno State (N)	12/12/2020	Jimmy Sayers	2
220.	133	Demond Dennis vs. Colorado State	11/21/2009	291.	107	Bobby Cole vs. New Mexico State	9/11/2021	Noel Mazzone (QB)	2
221.	103	Demarcus Rogers vs. Southern	9/1/2012	292.	143	Aaron Dumas at Fresno State	11/13/2021	Paul Baker	2
222.	129	Kasey Carrier at New Mexico State	9/22/2012	293.	146	Nate Jones at Utah State	11/5/2022	Quincy Wright	2
223.	191	Kasey Carrier vs. Texas State	10/6/2012	294.	162	Jacory Croskey-Merritt vs. Tennessee Tech	9/9/2023	Reginal Johnson	2
224.	161	Kasey Carrier at Hawai'i	10/13/2012	295.	103	Jacory Croskey-Merritt at Wyoming	9/30/2023	Rich Diller	2
225.	104	Cole Gautsche (QB) at Hawai'i	10/13/2012	296.	112	Andrew Henry vs. Hawai'i	10/21/2023	Richard McQuarley	2
226.	338	Kasey Carrier at Air Force	10/20/2012	297.	209	Jacory Croskey-Merritt at Fresno St.	11/18/2023	Stoney Case (QB)	2
227.	136	Kasey Carrier vs. Fresno State	10/27/2012	298.	233	Jacory Croskey-Merritt vs. Utah St.	11/24/2023	56. Andrew Henry	1
228.	149	Cole Gautsche (QB) at Wyoming	11/10/2012					A.J. Butler	1
229.	109	Kasey Carrier at Wyoming	11/10/2012					Aaron Dumas	1
230.	145	Kasey Carrier vs. Nevada	11/17/2012					Aaron Givens	1
231.	118	Cole Gautsche (QB) vs. UTSA	8/31/2013					Billy Rucker	1
232.	291	Kasey Carrier at UTEP	9/7/2013					Bo Bankston	1
233.	191	Kasey Carrier vs. UNLV	9/28/2013					Bob Crandall	1
234.	119	Carlos Wiggins (WR) vs. UNLV	9/28/2013					Bob Haines	1
235.	108	Cole Gautsche (QB) vs. UNLV	9/28/2013					Bob Keeran	1
236.	127	Cole Gautsche (QB) vs. New Mexico State	10/5/2013					Bob Morgan	1
237.	126	Kasey Carrier vs. New Mexico State	10/5/2013					Bryson Carroll	1
238.	113	Cole Gautsche (QB) at Wyoming	10/12/2013					Cal Bradford	1
239.	104	Kasey Carrier at Wyoming	10/12/2013					Carlos Wiggins (WR)	1
240.	179	Kasey Carrier vs. Air Force	11/8/2013					Chris Shelton	1
241.	140	Cole Gautsche (QB) vs. Air Force	11/8/2013					Coltin Gerhart (QB)	1
242.	184	Cole Gautsche (QB) vs. UTEP	8/30/2014					Demarcus Rogers	1
243.	139	Crusoe Gongbay at New Mexico State	9/20/2014					Demond Dennis	1
244.	163	Crusoe Gongbay vs. Fresno State	9/26/2014					Eric Jaworsky	1
245.	106	Lamar Jordan (QB) at UTSA	10/4/2014					Graham Leigh (QB)	1
246.	102	Jhurell Pressley at UTSA	10/4/2014					Herb Bradford	1
247.	148	Jhurell Pressley at Air Force	10/18/2014					Jim Brooks	1
248.	138	Jhurell Pressley at UNLV	11/1/2014					Justin Millea (QB)	1
249.	154	Jhurell Pressley vs. Boise State	11/8/2014					Kevin Thompson	1
250.	205	Teriyon Gipson vs. Boise State	11/8/2014					Montez Love	1
251.	109	Jhurell Pressley at Colorado State	11/22/2014					Nate Jones	1
252.	101	Jhurell Pressley vs. Wyoming	11/29/2014					Ned James (QB)	1
253.	108	Daryl Chestnut vs. Mississippi Valley State	9/5/2015					Rick Bietler	1
								Scott Howard	1
								Sheriron Jones (QB)	1
								Tim Johnson	1
								Tre Hall (QB)	1



Cole Gautsche and Lamar Jordan are tied for the most 100-yard games in a career by a quarterback with eight games each.

TOTAL 100-YARD GAMES

1. DonTrell Moore 26
2. Rodney Ferguson 16
- Winslow Oliver 16
4. Mike Williams 13
5. Kasey Carrier 12
6. Jhurell Pressley 9
7. Cole Gautsche (QB) 8
- Lamar Jordan (QB) 8
- Lennox Gordon 8
- Teriyon Gipson 8



Year-by-Year Rushing Leaders (since 1946)

Year	Player	Att.	Yards	Avg.	Year	Player	Att.	Yards	Avg.	Year	Player	Att.	Yards	Avg.
1946	Lou Cullen	56	287	5.1	1972	Fred Henry	164	977	5.9	1998	Lennox Gordon	130	571	4.4
1947	Rudy Krall	124	513	4.1	1973	Don Woods	220	971	4.4	1999	Holmon Wiggins	138	601	4.4
1948	Rudy Krall	164	756	4.6	1974	Floyd Perry	103	294	2.8	2000	Holmon Wiggins	180	727	4.0
1949	Bob Cooke	78	272	3.5	1975	Mike Williams	121	511	4.2	2001	Jarrold Baxter	203	907	4.5
1950	Chuck Hill	65	346	5.3	1976	Mike Williams	258	1,240	4.8	2002	DonTrell Moore	245	1,134	4.6
1951	Chuck Hill	105	394	3.8	1977	Mike Williams	265	1,096	4.1	2003	DonTrell Moore	276	1,450	5.3
1952	Bobby Arnett	109	360	3.3	1978	Mike Williams	213	1,015	4.8	2004	DonTrell Moore	232	1,091	4.7
1953	Bobby Lee	110	624	5.7	1979	Jimmy Sayers	145	696	4.8	2005	DonTrell Moore	275	1,298	4.7
1954	A. L. Terpening	79	227	3.5	1980	Jimmy Sayers	166	691	4.2	2006	Rodney Ferguson	252	1,234	4.9
1955	Jerry Apodaca	64	224	3.5	1981	Mike Carter	158	595	3.8	2007	Rodney Ferguson	292	1,177	4.0
1956	Phil Spear	123	625	5.0	1982	Mike Carter	107	722	6.7	2008	Rodney Ferguson	223	1,105	5.0
1957	Don Perkins	112	744	6.6	1983	Michael Johnson	143	739	5.2	2009	Demond Dennis	78	427	5.5
1958	Don Perkins	112	621	5.5	1984	Willie Turrall	190	1,064	5.6	2010	Kasey Carrier	104	373	3.6
1959	Billy Brown	95	740	7.8	1985	Willie Turrall	181	800	4.4	2011	Crusoe Gongbay	108	500	4.6
1960	Bobby Santiago	98	596	6.0	1986	Kevin Burgess	181	1,023	5.7	2012	Kasey Carrier	255	1,469	5.8
1961	Bobby Santiago	98	535	5.5	1987	Shane Hall	83	315	3.8	2013	Kasey Carrier	189	1,122	5.9
1962	Bobby Santiago	151	806	5.3	1988	Andre Wooten	160	801	5.0	2014	Jhurell Pressley	114	1,083	9.5
1963	Bucky Stallings	126	553	4.4	1989	Dion Morrow	148	664	4.5	2015	Jhurell Pressley	147	907	6.2
1964	Joe Harris	152	582	3.7	1990	Aaron Givens	128	546	4.3	2016	Teriyon Gipson	145	1,269	8.8
1965	Carl Jackson	166	665	4.0	1991	Marc Wilson	73	245	3.4	2017	Tyrone Owens	139	770	5.5
1966	Carl Jackson	105	348	3.3	1992	Winslow Oliver	245	1,063	4.3	2018	Tyrone Owens	186	687	3.7
1967	David Bookert	148	671	4.5	1993	Winslow Oliver	146	648	4.4	2019	Ahmari Davis	140	832	5.9
1968	David Bookert	209	872	4.2	1994	Eric Young	128	732	5.7	2020	Bobby Cole	97	548	5.6
1969	Sam Scarber	162	534	3.3	1995	Winslow Oliver	162	915	5.6	2021	Aaron Dumas	136	658	4.8
1970	Sam Scarber	184	961	5.2	1996	Lennox Gordon	196	1,008	5.1	2022	Nate Jones	118	544	4.6
1971	Fred Henry	176	1,129	6.4	1997	Graham Leigh	135	528	3.9	2023	Jacory Croskey-Merritt	189	1,190	6.3



Team Passing Records

YARDS		
Game	Att.	Year
622	vs. Utah	11/11/1989
Season	3,732 by 1989 team	

COMPLETIONS		
Game	No.	Year
41	vs. Utah	11/11/1989
Season	290 by 1989 team	

ATTEMPTS		
Game	No.	Year
68	vs. Utah	11/11/1989
Season	532 by 1989 team	


TOUCHDOWN PASSES		
Game	No.	Year
6	vs. BYU	9/24/1994
Season	24 by 1997 team	

INTERCEPTIONS BY UNM		
Game	No.	Year
7	vs. UTEP	10/21/1950
7	vs. West Texas State	10/14/1950
7	vs. Arizona	10/10/1953
Season	32 by 1946 team	

COMPLETION PERCENTAGE (15 ATTEMPTS)		
Game	Pct.	Year
.800	vs. Northern Arizona (12-15)	9/23/2000
.800	vs. Wyoming (16-20)	11/6/2010
Season	.606 by 1996 team (160-264)	

AVERAGE YARDS/GAME		
Game	Yds.	Year
311.0	by 1989 team	

FIRST DOWNS		
Game	No.	Year
25	vs. Utah	11/11/1989
Season	162 by 1989 team	



The Lobos have only broken the 500-yard passing mark just once in history, and it was a 622-yard game against the University of Utah.

SINGLE GAME PASSING YARDS			
Yds.	Opponent	Year	
622	Utah	11/11/1989	
490	San Diego State	9/27/1986	
458	Wyoming	11/16/1985	
452	Texas Tech	10/14/1978	
434	Sam Houston State	9/24/2011	
429	UNLV	11/1/2003	
427	Hawai'i	9/14/1991	
408	Hawai'i	10/10/1987	
406	Wyoming	11/1/1986	
403	TCU	9/10/1994	
401	UTEP	10/27/1967	
390	at New Mexico State	9/10/1988	

13.	385	Akron	9/24/1988
14.	381	New Mexico State	9/11/2021
15.	376	BYU	9/23/1967
	376	at San Diego State	11/4/1989
	376	Texas Tech	9/22/1990
18.	375	at Utah	9/5/1987
	375	at BYU	9/17/1994
20.	370	at Tulsa	9/23/1989
21.	369	Liberty	9/29/2018
22.	368	BYU	9/26/1987
	368	Colorado State	10/7/1989
	368	BYU	10/26/1991
25.	367	San Diego State	10/17/1998
26.	365	at Texas Tech	9/16/1989
27.	361	Incarnate Word	9/1/2018
28.	358	Utah	10/7/1967
	358	at New Mexico State	9/14/1985
30.	355	New Mexico State	9/21/2019
31.	354	Nevada	12/22/2007
32.	351	at Arizona	10/25/1975
33.	350	at San Diego State	11/23/1985
	350	at UTEP	8/31/1991
	350	Utah	10/19/2006

SINGLE GAME COMPLETIONS			
Yds.	Opponent	Year	
1.	41	at Utah	11/11/1989
2.	33	San Diego State	9/27/1986
3.	32	at Tulsa	9/23/1989
	32	Texas Tech	9/11/2010
	32	Sam Houston State	9/24/2011
6.	31	at Colorado State	10/24/1987
7.	30	at Utah	9/5/1987
	30	at Arizona	9/19/1987
	30	at Texas Tech	10/3/2009
10.	29	at San Diego State	11/21/1987
	29	at Arizona	9/15/2007
	29	at Texas A&M	9/5/2009
13.	28	Utah	10/7/1967
	28	Texas Tech	10/14/1978
	28	at Arkansas	11/28/1987
	28	Wyoming	11/7/1987
	28	Hawai'i	10/10/1987
	28	at San Diego State	11/4/1989
	28	BYU	11/14/2009
20.	27	BYU	9/23/1967
	27	at Wyoming	11/1/1986
	27	at Colorado State	11/12/1988
	27	at New Mexico State	9/10/1988
	27	at BYU	10/27/1990
	27	at San Diego State	10/31/2009

SINGLE GAME ATTEMPTS			
Yds.	Opponent	Year	
1.	68	at Utah	11/11/1989
2.	66	UTEP	10/27/1967
3.	59	at Arkansas	11/28/1987
	59	Texas Tech	9/22/1990
5.	57	Utah	10/7/1967
6.	56	at Texas Tech	10/3/2009
7.	55	San Diego State	9/27/1986
	55	at San Diego State	11/4/1989
9.	54	at New Mexico State	9/10/1988
10.	53	at BYU	10/27/1990
	53	BYU	10/26/1991
	53	Sam Houston State	9/24/2011
13.	52	at Tulsa	9/23/1989
	52	at San Diego State	10/31/2009
	52	Texas Tech	9/11/2010
16.	51	BYU	9/23/1967
	51	at San Diego State	11/23/1985

51	at Kansas State	9/29/1990	
51	at UTEP	8/31/1991	
20.	50	Wyoming	11/7/1987
	50	at Colorado State	10/24/1987
	50	Wyoming	10/28/1989
	50	at Colorado State	11/16/1991
24.	49	Texas Tech	10/14/1978
	49	Arizona	9/15/1990
26.	48	at San Diego State	11/22/1980
	48	at UNLV	9/12/1981
	48	at San Diego State	11/21/1987
	48	Hawai'i	10/10/1987
30.	47	at Wyoming	11/1/1986
31.	45	Colorado State	10/11/1980
	45	Colorado State	10/7/1989
	45	at New Mexico State	9/1/1990
	45	San Jose State	12/23/2006
	45	BYU	11/14/2009
	45	at TCU	11/28/2009

SINGLE GAME COMPLETION PERCENTAGE (Min. 10 Comps)			
Yds.	Opponent	Year	
1.	.909	at Wyoming (10-11)	10/23/2021
2.	.823	Maine (14-17)	9/3/2022
3.	.800	Northern Arizona (12-15)	9/23/2000
	.800	Wyoming (16-20)	11/6/2010
5.	.792	at Nevada (19-24)	10/10/2015
6.	.788	Sacramento State (26-33)	9/22/2007
7.	.778	UNLV (14-18)	9/18/1982
	.778	Arizona (14-18)	9/13/2008
	.778	vs. Fresno State (14-18)	12/12/2020
	.778	Houston Baptist (21-27)	9/2/2021
11.	.769	Hawai'i (20-26)	10/21/2023
	.769	at SMU (20-26)	10/26/1996
13.	.750	Tennessee Tech (15-20)	9/9/2023
	.750	Tulsa (18-24)	11/8/1986
	.750	Weber State (12-16)	8/31/2002
16.	.742	Air Force (23-31)	11/27/1999
17.	.733	TCU (11-15)	9/28/1996
	.733	at Hawai'i (11-15)	10/29/2016
19.	.727	at Colorado State (16-22)	10/7/2000
20.	.725	at Texas A&M (29-40)	9/5/2009
21.	.724	Idaho State (21-29)	9/5/1999
	.724	Colorado State (21-29)	11/10/2007
23.	.722	at Air Force (13-18)	11/10/2018
24.	.720	Tulsa (18-25)	11/22/1997
	.720	at Tulsa (18-25)	9/20/2008
26.	.708	New Mexico State (17-24)	9/8/2007
27.	.704	at Utah State (19-27)	10/19/2002

SINGLE GAME TOUCHDOWNS			
TDs	Opponent	Year	
1.	5	Incarnate Word	9/1/2018
2.	4	accomplished numerous times, last vs. Tennessee Tech	9/9/2023

BEST PASSING TEAMS (By Total Yards)				
Year	Games	Yards	Yds/Game	
1.	1989	12	3,732	311.0
2.	1991	12	3,584	298.7
3.	1985	11	3,245	295.0
4.	1987	11	3,230	293.6
5.	1990	12	3,221	268.4
6.	1994	12	3,137	261.4
7.	2007	13	3,070	236.2
8.	1986	12	2,865	238.8
9.	1998	12	2,736	228.0
10.	2006	13	2,676	205.8



Team Passing Records

BEST PASSING TEAMS (By Yards Per Game)

	Year	Games	Yards	Yds/Game
1.	1989	12	3,732	311.0
2.	1991	12	3,584	298.7
3.	1985	11	3,245	295.0
4.	1987	11	3,230	293.6
5.	1990	12	3,221	268.4
6.	1994	12	3,137	261.4
7.	1967	10	2,491	249.1
8.	1986	12	2,865	238.8
9.	2007	13	3,070	236.2
10.	1975	11	2,529	229.9

OPPONENT SINGLE GAME PASSING YARDS

Yds.	Opponent	Year	
1.	585	BYU (at UNM)	10/19/1985
2.	538	Fresno State	11/23/2013
3.	530	San Diego State (at UNM)	11/17/1990
4.	516	Utah State	10/27/2018
5.	510	UTEP (at UNM)	10/27/1967
6.	507	BYU	10/15/1983
7.	506	Boise State	11/14/2015
8.	499	Texas A&M	11/11/2017
9.	481	at San Jose State	10/31/2020
10.	473	New Mexico State (at UNM)	9/8/2007
11.	472	New Mexico State	9/9/2006
	472	Liberty (at UNM)	9/29/2018
13.	469	Texas Tech (at UNM)	9/27/2002
	469	Tulsa	9/20/2008
15.	464	BYU	11/18/2006
16.	463	BYU	10/27/1979
17.	453	Texas Tech	10/3/2009
18.	450	BYU	11/3/1973
19.	449	Texas Tech (at UNM)	9/11/2004
20.	446	Arizona	9/15/2007
	446	Texas Tech (at UNM)	9/17/2011
22.	443	San Houston State (at UNM)	8/31/2019
23.	440	Utah (at UNM)	10/26/2002
24.	439	San Diego State	11/23/1985
25.	434	Colorado State	10/29/1983
	434	Notre Dame	9/14/2019

OPPONENT SINGLE GAME COMPLETIONS

Yds.	Opponent	Year	
1.	47	Texas Tech (at UNM)	9/27/2002
	47	New Mexico State (at UNM)	9/8/2007
3.	45	Texas Tech (at UNM)	9/17/2011
4.	44	Texas Tech (at UNM)	9/11/2004
5.	42	BYU (at UNM)	10/19/1985
6.	40	Boise State	11/14/2015
7.	37	Texas Tech	9/6/2003
	37	New Mexico State	9/9/2006
	37	Boise State	12/3/2011
10.	35	Abilene Christian (at UNM)	9/2/2017
	35	Sam Houston State (at UNM)	8/31/2019
	35	San Jose State	10/31/2020
13.	34	BYU (at UNM)	10/8/2005
	34	New Mexico State (at UNM)	9/9/2017
15.	33	Hawai'i (at UNM)	10/21/2023
	33	San Diego State (at UNM)	11/17/1990
	33	BYU	10/27/1990
	33	Hawai'i	10/28/1998
	33	Weber State (at UNM)	8/31/2002
	33	Texas Tech	9/15/2012
	33	LSU	9/24/2022
22.	32	San Diego State	10/18/2003
	32	Missouri	9/10/2005
	32	Texas A&M	9/5/2009
	32	New Mexico State	9/20/2014



Boise State threw 74 passes against New Mexico in 2015, but the Lobos picked up a historic win 24-17 in Boise

OPPONENT SINGLE GAME ATTEMPTS

Yds.	Opponent	Year	
1.	74	Boise State	11/14/2015
2.	69	Texas Tech (at UNM)	9/11/2004
3.	68	Texas Tech (at UNM)	9/27/2002
4.	64	New Mexico State (at UNM)	9/8/2007
5.	61	BYU (at UNM)	10/19/1985
6.	60	Texas State (at UNM)	8/30/2003
	60	Sam Houston State (at UNM)	8/31/2019
8.	59	San Diego State	10/18/2003
9.	57	Hawai'i	10/24/1998
	57	New Mexico State	9/9/2006
	57	New Mexico State (at UNM)	9/9/2017
12.	56	BYU	10/27/1979
13.	55	Missouri	9/10/2005
	55	Abilene Christian (at UNM)	9/2/2017
15.	54	Utah State (at UNM)	9/12/1998
	54	Texas Tech	9/6/2003
17.	53	New Mexico State (at UNM)	10/23/1982
	53	Arizona	9/15/2007
19.	52	Hawai'i (at UNM)	10/21/2023
	52	Weber State (at UNM)	8/31/2002
21.	51	UTEP (at UNM)	10/11/1986
22.	50	BYU	10/27/1990
	50	Oregon State	9/18/2004
	50	Arizona (at UNM)	9/13/2008
	50	Texas Tech (at UNM)	9/17/2011

OPPONENT SINGLE GAME COMPLETION PCT. (Min. 10 Comps)

Yds.	Opponent	Year	
1.	.900	Texas Tech (45-50) (at UNM)	9/17/2011
2.	.870	Utah (20-23) (at UNM)	9/18/2010
3.	.846	Colorado State (22-26) (at UNM)	9/3/2011
	.846	LSU (33-39)	9/24/2022
5.	.842	Nevada (16-19)	10/10/2015
6.	.822	Boise State (37-45)	12/3/2011
7.	.800	San Jose State (16-20)	10/24/2015
8.	.789	Boise State (15-19)	9/14/2017
9.	.778	Pittsburgh (14-18)	9/14/2013
	.778	Utah State (21-27)	11/12/2016
11.	.774	Nevada (24-31)	10/15/2011
	.774	Fresno State (24-31)	11/13/2021
13.	.773	BYU (34-44) (at UNM)	10/8/2005
	.773	San Diego State (17-22)	11/2/2013
15.	.769	Colorado State (20-26) (at UNM)	10/28/2005
	.769	Colorado State (20-26)	11/25/2022
17.	.750	UTEP (15-20)	9/7/2013
	.750	Hawai'i (33-44)	11/7/2020
19.	.744	Texas A&M (32-43)	9/5/2009
20.	.735	Colorado State (25-34) (at UNM)	10/11/2019
21.	.734	New Mexico State (47-64) (at UNM)	9/8/2007
22.	.733	Air Force (11-15) (at UNM)	11/19/2005
	.733	Texas Tech (33-45)	9/15/2012

OPPONENT SINGLE GAME TOUCHDOWNS

Yds.	Opponent	Year	
1.	7	Fresno State	11/23/2013
2.	6	Texas A&M	9/2/2023
	6	Texas Tech (at UNM)	9/27/2002
	6	Tulsa	9/20/2008
	6	Texas Tech (at UNM)	9/17/2011
	6	Texas Tech	9/15/2012
	6	Notre Dame	9/14/2019
8.	5	Texas Tech	9/6/2003
	5	UNLV	10/14/2006
	5	Tulsa (at UNM)	9/12/2009
	5	Boise State (at UNM)	10/7/2016
	5	Texas A&M	11/11/2017
	5	San Jose State	10/31/2020
	5	Utah State (at UNM)	11/26/2021

OPPONENTS BEST PASSING TEAMS (By Total Yards)

Year	Games	Yards	Yds/Game	
1.	2019	12	3,857	321.4
2.	2012	13	3,500	269.2
3.	1986	12	3,498	291.5
4.	1990	12	3,473	289.4
5.	2003	13	3,227	248.2
6.	1994	12	3,196	266.3
7.	2015	13	3,184	244.9
8.	2013	12	3,113	259.4
9.	2006	13	3,086	237.4
10.	2018	12	3,072	256.0

OPPONENTS BEST PASSING TEAMS (By Yards Per Game)

Year	Games	Yards	Yds/Game	
1.	2019	12	3,857	321.4
2.	1986	12	3,498	291.5
3.	1990	12	3,473	289.4
4.	2012	13	3,500	269.2
5.	1994	12	3,196	266.3
6.	2013	12	3,113	259.4
7.	1985	11	2,826	256.9
8.	2018	12	3,072	256.0
9.	2005	11	2,797	254.3
10.	2014	12	2,995	249.6

FEWEST PASSING YARDS ALLOWED BY UNM, GAME

Yds.	Opponent	Year	
1.	0	Rice (at UNM)	10/18/1997
	0	Hawai'i	11/20/1964
	0	Montana (at UNM)	11/17/1962
	0	UTEP	10/6/1962
	0	Montana (at UNM)	10/4/1958
	0	BYU (at UNM)	11/30/1957
6.	1	Air Force	10/23/2008
7.	5	New Mexico State (at UNM)	11/2/1974
8.	6	UTEP	10/22/1949
	7	Air Force (at UNM)	11/14/1987
9.	7	Wyoming	10/18/1952
10.	8	Air Force (at UNM)	11/2/1991
	8	Iowa State	9/30/1967
	8	Wyoming	9/24/1960
	8	Wyoming	10/25/1958



Individual Passing Records

ATTEMPTS

Game	Att.	Player	Year
	68	Jeremy Leach vs. Utah	11/11/1989
Season	511	Jeremy Leach	1989
Career	1,432	Jeremy Leach	1988-91

COMPLETIONS

Game	Com.	Player	Year
	41	Jeremy Leach vs. Utah	11/11/1989
Season	282	Jeremy Leach	1989
Career	735	Jeremy Leach	1988-91

INTERCEPTIONS

Game	No.	Player	Year
	5	Barry Garrison vs. New Mexico State	9/12/1987
	5	Barry Garrison vs. San Diego State	11/21/1987
	5	Casey Kelly vs. Air Force	10/27/2001
Season	26	Barry Garrison	1987
Career	62	Jeremy Leach	1988-91

COMPLETION PERCENTAGE

Gm	Pct.	Player	Year
(10 cmp)	.909	Isaiah Chavez (10-11) at Wyoming	10/23/2021
(20 cmp)	.800	Dylan Hopkins vs. Hawai'i	10/21/2023
Season	.623	Kole McKamey (144-231)	2005
Career	.616	Donald Sellers (278-451)	1995-96

YARDS

Game	Yds.	Player	Year
	622	Jeremy Leach vs. Utah	11/11/1989
Season	3,573	Jeremy Leach	1989
Career	9,460	Stoney Case	1991-94

TOUCHDOWNS

Game	Tds	Player	Year
	6	Stoney Case vs. BYU	9/24/1994
	4	Steve Myer vs. Arizona	10/25/1975
	4	Ned James vs. New Mexico State	10/25/1986
	4	Jeremy Leach vs. Utah	11/11/1989
	4	Jeremy Leach at BYU	10/27/1990
	4	Stoney Case vs. New Mexico State	9/12/1992
	4	Stoney Case vs. New Mexico State	9/25/1993
	4	Stoney Case vs. Utah	10/9/1993
	4	Fred Schweer vs. UTEP	11/20/1993
	4	Donald Sellers vs. New Mexico State	9/23/1995
	4	Donald Sellers vs. No. Arizona	9/7/1996
	4	Graham Leigh vs. Tulsa	11/22/1997
	4	Graham Leigh vs. Utah State	9/12/1998
	4	Casey Kelly vs. Wyoming	11/30/2002
	4	Tevaka Tuioti vs. Incarnate Word	9/1/2018
	4	Sheriron Jones vs. Liberty	9/29/2018
	4	Sheriron Jones at UNLV	10/6/2018
	4	Dylan Hopkins vs. Tennessee Tech	9/9/2023
Season	24	Graham Leigh	1997
Career	67	Stoney Case	1991-94



Stoney Case is the only Lobo to ever throw more than four touchdowns in a game, throwing for six in a wild 49-47 loss to BYU in 1994. Case's 67 career TDs is also a school record.

PASSING EFFICIENCY

Season	Eff.	Player	Year
	153.6	Graham Leigh	1997
Career	144.0	Donald Sellers	1995-96

SEASON COMPLETIONS

1.	Comp.	Player	Year
	282	Jeremy Leach	1989
	277	Barry Garrison	1987
	249	Donovan Porterie	2009
	244	Donovan Porterie	2007
	233	Stoney Case	1994
	198	Graham Leigh	1998
	190	Steve Myer	1975
	181	Casey Kelly	2002
	180	Jeremy Leach	1990
	177	Stoney Case	1993



Kole McKamey's 2005 season saw him complete 62.3% of his passes to surpass Donald Sellers' 10-year record.

SEASON COMPLETION PERCENTAGE (120 COMPS.)

1.	Pct.	Player	Year
	.623	Kole McKamey (144-231)	2005
	.621	Donald Sellers (121-195)	1995
	.613	Donald Sellers (157-256)	1996
	.601	Graham Leigh (166-276)	1997
	.597	B.R. Holbrook (141-236)	2011
	.584	Donovan Porterie (244-418)	2007
	.582	Stoney Case (177-304)	1993
	.581	Ned James (125-215)	1986
	.576	Casey Kelly (181-314)	2002
	.576	Donovan Porterie (249-432)	2009

SEASON YARDAGE

1.	Yds.	Player	Year
	3,573	Jeremy Leach	1989
	3,163	Barry Garrison	1987
	3,117	Stoney Case	1994
	4,306	Donovan Porterie	2007
	2,608	Graham Leigh	1998
	2,501	Steve Myer	1975
	2,490	Stoney Case	1993
	2,475	Billy Rucker	1985
	2,428	Jeremy Leach	1990
	2,411	Donovan Porterie	2009

SEASON TOUCHDOWN PASSES

1.	Tds	Player	Year
	24	Graham Leigh	1997
	22	Jeremy Leach	1989
	22	Stoney Case	1994
	21	Steve Myer	1975
	18	Stoney Case	1992
	18	Graham Leigh	1998
	17	Barry Garrison	1987
	17	Stoney Case	1993
	15	David Osborn	1982
	15	Donovan Porterie	2007

SEASON PASS EFFICIENCY (100 attempts)

1.	Eff.	Player	Year
	153.6	Graham Leigh	1997
	150.5	Donald Sellers	1995
	141.6	Ned James	1986
	140.2	Stoney Case	1993
	139.1	Donald Sellers	1996
	135.5	B.R. Holbrook	2011
	134.3	Kole McKamey	2005
	133.9	Buddy Funck	1984
	133.1	Cole Gautsche	2013
	132.9	Stoney Case	1994

CAREER COMPLETIONS

1.	Com.	Player	Years
	735	Jeremy Leach	1988-91
	677	Stoney Case	1991-94
	614	Donovan Porterie	2006-09
	434	Casey Kelly	2000-03
	367	Graham Leigh	1996-98
	295	Steve Myer	1974-75
	293	Barry Garrison	1984-87
	285	B.R. Holbrook	2009-12
	279	Kole McKamey	2003-06
	278	Donald Sellers	1995-96



Donald Sellers has two of UNM's four single-seasons of better than a 60% completion percentage and he is the only QB in school history with a career completion percentage over 60% at 61.6%.

CAREER COMPLETION PERCENTAGE (275 COMPS.)

1.	Pct.	Player	Years
	.616	Donald Sellers (278-451)	1995-96
	.580	Donovan Porterie (614-1,058)	2006-09
	.569	B.R. Holbrook (285-501)	2009-12
	.566	Barry Garrison (293-518)	1987
	.559	Graham Leigh (367-657)	1996-98
	.552	Kole McKamey (279-505)	2003-06
	.547	Stoney Case (677-1,237)	1991-94
	.537	Steve Myer (295-549)	1974-75
	.530	Casey Kelly (434-819)	2000-03

CAREER YARDAGE

1.	Yds.	Player	Years
	9,460	Stoney Case	1991-94
	9,382	Jeremy Leach	1988-91
	6,756	Donovan Porterie	2006-09
	5,686	Casey Kelly	2000-03
	4,979	Graham Leigh	1996-98
	3,890	Billy Rucker	1983-86
	3,741	Donald Sellers	1995-96
	3,604	Steve Myer	1974-75
	3,364	Brad Wright	1977-80
	3,359	Kole McKamey	2003-06



Individual Passing Records

CAREER TOUCHDOWN PASSES

	TDs	Player	Years
1.	67	Stoney Case	1991-94
2.	49	Jeremy Leach	1988-91
3.	42	Graham Leigh	1996-98
4.	36	Casey Kelly	2000-03
5.	33	Donovan Porterie	2006-09
6.	28	Steve Myer	1974-75
7.	24	David Osborn	1979-82
8.	22	Noel Mazzone	1975-78
9.	21	Donald Sellers	1995-96
9.	21	Kole McKamey	2003-06

CAREER PASS EFFICIENCY (200 attempts)

	Eff.	Player	Years
1.	144.0	Donald Sellers	1995-96
2.	132.6	Graham Leigh	1996-98
3.	130.6	Stoney Case	1991-94
4.	127.5	Ned James	1985-86
5.	124.9	Lamar Jordan	2014-17
6.	124.2	Billy Rucker	1983-86
7.	123.9	Dylan Hopkins	2023
8.	119.9	Buddy Funk	1982-84
9.	119.8	Tevaka Tuioti	2017-20
10.	118.7	Casey Kelly	2000-03

MOST YARDS PASSING IN A GAME

	Yds.	Player	Year
1.	622	Jeremy Leach vs. Utah	11/11/1989
2.	490	Billy Rucker vs. San Diego State	9/27/1986
3.	458	Billy Rucker vs. Wyoming	11/16/1985
4.	452	Brad Wright vs. Texas Tech	10/14/1978
5.	427	Jeremy Leach vs. Hawai'i	9/14/1991
6.	408	Barry Garrison vs. Hawai'i	10/10/1987
6.	408	Casey Kelly vs. UNLV	11/1/2003
8.	406	Ned James vs. Wyoming	11/1/1986
9.	403	Stoney Case vs. TCU	9/10/1994
10.	393	Stoney Case vs. Air Force	11/2/1991
11.	390	Jeremy Leach vs. New Mexico State	9/10/1988
12.	385	Jeremy Leach vs. Akron	9/24/1988
13.	381	Terry Wilson vs. New Mexico State	9/11/2020
14.	376	Jeremy Leach vs. San Diego State	11/4/1989
14.	376	Terry Stone vs. BYU	9/23/1967
16.	375	Stoney Case vs. BYU	9/24/1994
16.	375	Barry Garrison vs. Utah	9/5/1987
18.	370	Jeremy Leach vs. Tulsa	9/23/1989
19.	368	Barry Garrison vs. BYU	9/26/1987
20.	365	Jeremy Leach vs. Texas Tech	9/16/1989
21.	363	Stoney Case vs. Colorado State	10/1/1994
22.	359	Graham Leigh vs. San Diego State	10/17/1998
23.	358	Billy Rucker vs. New Mexico State	9/14/1985
24.	355	Tevaka Tuioti vs. New Mexico State	9/21/2019
25.	354	Donovan Porterie vs. Nevada	12/22/2007



Isaiah Chavez nearly had a perfect day, completing 10-of-11 passes in a 14-3 victory over Wyoming in 2021, and that 90.9% completion percentage is the best ever in any game for a Lobo quarterback.

SINGLE GAME COMPLETION PERCENTAGE (Min. 10 Comps.)

	PCT.	Player	Year
1.	.909	Isaiah Chavez (10-11) at Wyoming	10/23/2021
2.	.846	Donovan Porterie (11-13) at Tulsa	9/20/2008
3.	.833	Austin Apodaca (10-12) at Nevada	10/10/2015
4.	.823	Miles Kendrick (14-17) Maine	9/3/2022
5.	.800	Dylan Hopkins (20-25) Hawai'i	10/21/2023
5.	.800	Rudy Caamano (12-15) No. Ariz.	9/23/2000
7.	.778	Isaiah Chavez (14-18) vs. Fresno State	12/12/2020
8.	.769	Terry Wilson (20-26) Houston Baptist	9/2/2021
8.	.769	Donald Sellers (20-26) at SMU	10/26/1996
10.	.765	Dylan Hopkins (13-17) Tennessee Tech	9/9/2023
10.	.765	Donovan Porterie (13-17) Arizona	9/13/2008
12.	.760	Graham Leigh (19-25) UTEP	10/10/1998
13.	.750	Ned James (18-24) Tulsa	11/8/1986
13.	.750	Eric Jaworsky (12-16) Northern Arizona	9/18/1999
13.	.750	Casey Kelly (12-16) Weber State	8/31/2002
13.	.750	Casey Kelly (12-16) Texas State	8/30/2002
13.	.750	Austin Apodaca (12-16) South Dakota	9/1/2016

SINGLE GAME COMPLETIONS

	Att.	Player	Year
1.	41	Jeremy Leach at Utah	11/11/1989
2.	33	Billy Garrison vs. San Diego State	9/27/1986
3.	32	Jeremy Leach at Tulsa	9/23/1989
4.	30	Barry Garrison at Utah	9/5/1987
4.	30	Barry Garrison at Arizona	9/19/1987
4.	30	Donovan Porterie at Texas Tech	10/3/2009
4.	30	B.R. Holbrook vs. Texas Tech	9/11/2010
8.	29	Barry Garrison at San Diego State	11/21/1987
29	29	Barry Garrison at Colorado State	10/24/1987
29	29	Stoney Case vs. Colorado State	10/1/1994
29	29	Donovan Porterie at Arizona	9/15/2007
29	29	Donovan Porterie at Texas A&M	9/5/2009
13.	28	Barry Garrison at Arkansas	11/28/1987
28	28	Barry Garrison vs. Hawai'i	10/10/1987
28	28	Jeremy Leach at Akron	9/24/1988
28	28	Jeremy Leach at San Diego State	11/4/1989
28	28	Donovan Porterie vs. BYU	11/14/2009
18.	27	Ned James at Wyoming	11/1/1986
27	27	Jeremy Leach at New Mexico State	9/10/1988
27	27	Donovan Porterie at San Diego State	10/31/2009
21.	26	Terry Stone vs. BYU	9/23/1967
26	26	Terry Stone vs. UTEP	10/27/1967
26	26	Steve Myer at Arizona	10/25/1975
26	26	Jeremy Leach at Colorado State	11/12/1988
26	26	Jeremy Leach at Florida	10/21/1989
26	26	Jeremy Leach vs. Wyoming	10/28/1989
26	26	Donovan Porterie at Wyoming	10/10/2009
26	26	Terry Wilson vs. New Mexico State	9/11/2021

SINGLE GAME ATTEMPTS

	Comp.	Player	Year
1.	68	Jeremy Leach at Utah	11/11/1989
2.	59	Barry Garrison at Arkansas	11/28/1987
3.	58	Barry Garrison at Arizona	9/19/1987
4.	56	Donovan Porterie at Texas Tech	10/3/2009
5.	55	Billy Rucker vs. San Diego State	9/27/1986
6.	54	Jeremy Leach at San Diego State	11/4/1989
54	54	Jeremy Leach vs. Texas Tech	9/22/1990
8.	53	Terry Stone vs. Utah	10/7/1967
53	53	Jeremy Leach at New Mexico State	9/10/1988
10.	52	Jeremy Leach at Tulsa	9/23/1989
52	52	Donovan Porterie at San Diego State	10/31/2009
12.	50	Terry Stone vs. BYU	9/23/1967
50	50	Jeremy Leach vs. Wyoming	10/28/1989
50	50	B.R. Holbrook vs. Texas Tech	9/11/2010
15.	49	Jeremy Leach vs. Arizona	9/15/1990
16.	48	Robin Gabriel at UNLV	9/12/1981
48	48	Barry Garrison at San Diego State	11/21/1987
48	48	Barry Garrison vs. Hawai'i	10/10/1987

19.	47	Ned James at Wyoming	11/1/1986
47	47	Stoney Case at Colorado State	11/16/1991
21.	46	Billy Rucker at San Diego State	11/23/1985
22.	44	Terry Stone at Iowa State	9/30/1967
44	44	Robin Gabriel at San Diego State	11/22/1980
44	44	Barry Garrison at Arizona	9/16/1987
44	44	Jeremy Leach at Texas Tech	9/16/1989
44	44	Barry Garrison at Utah	9/5/1987
44	44	Jeremy Leach at Kansas State	9/29/1990
44	44	Donovan Porterie vs. BYU	11/14/2009

LONGEST PASS PLAYS

No.	Player	Year
98	Al Owens from Barry Garrison vs. BYU	9/26/1987
92	Delane Hart-Johnson from Lamar Jordan vs. Arizona	12/19/2015
89	Emilio Vallez from Rick Beitler vs. Arizona	10/8/1966
88	Sam Scarber from Terry Stone vs. UTEP	9/21/1968
87	Martinez Williams from Graham Leigh vs. San Diego State	10/17/1998
86	Delane Hart-Johnson from Lamar Jordan vs. Utah State	11/7/2015
85	Dwight Counter from Casey Kelly vs. CSU	11/17/2001
84	Herb Bradford from Jim Cromartie vs. UTEP	10/7/1961
84	Tori Brown from Billy Rucker vs. NMSU	9/14/1985
84	Turhon O'Bannon from Stoney Case vs. TCU	9/11/1993
82	Eric Morgan from Jeremy Leach vs. Wyoming	10/28/1989
81	Delane Hart-Johnson from Austin Apodaca at Boise State	11/14/2015
81	Chris Hernandez from Brad Gruner vs. TCU	8/30/2008
80	W.B. Calland from Cecil Sapanski vs. Texas Tech	11/18/1944
80	Ricky Martin from Brad Wright vs. Texas Tech	10/14/1978
80	Keith Magee from Brad Wright vs. NMSU	9/27/1980
80	Dwight Counter from Casey Kelly vs. Utah	10/26/2002
80	Deon Long from B.R. Holbrook vs. UNLV	11/12/2011

YEAR-BY-YEAR LEADERS

Year	Player	Comp.	Att.	Yds.	TDs
1946	Bryan Brock	11	27	326	3
1947	Bryan Brock	26	86	488	4
1948	Jerry McKown	20	51	342	3
1949	Herbie Hughes	14	33	176	3
1950	Milton Price	49	114	520	4
1951	Chuck Hill	31	60	359	2
1952	Bobby Arnett	13	37	195	1
1953	Bob Burns	10	24	127	1
1954	Jerry Lott	19	45	271	0
1955	Jerry Lott	34	74	422	2
1956	Jerry Lott	19	41	281	1
1957	Chuck Roberts	22	47	305	3
1958	Chuck Roberts	19	53	337	6
1959	George Friberg	26	68	361	3
1960	Jim Cromartie	30	57	343	4
1961	Jim Cromartie	28	60	533	4
1962	Jim Cromartie	12	33	245	1
1963	Stan Quintana	15	32	221	1
1964	Stan Quintana	45	86	794	3
1965	Stan Quintana	29	96	444	0
1966	Rick Beitler	67	162	763	4
1967	Terry Stone	160	336	1,946	9
1968	Terry Stone	58	147	769	4
1969	Rocky Long	61	125	865	4
1970	Rocky Long	48	115	649	2
1971	Rocky Long	54	105	876	4
1972	Bruce Boone	35	103	540	2
1973	Don Woods	52	124	869	5
1974	Steve Myer	105	196	1,103	7
1975	Steve Myer	190	353	2,501	21
1976	Noel Mazzone	89	188	1,427	8
1977	Noel Mazzone	77	159	1,085	12
1978	Brad Wright	126	251	1,925	9
1979	Casey Miller	42	82	555	1
1980	Robin Gabriel	75	170	1,083	6
1981	Robin Gabriel	123	277	1,783	8
1982	David Osborn	105	216	1,609	15



Passing/All-Time 300-Yard Passing Games

Year	Player	Yds.	Player	Year	TOTAL 300-YARD GAMES		
1983	Buddy Funck	110	204	1,521	5	1. Jeremy Leach	11
1984	Buddy Funck	52	106	922	8	Stoney Case	11
1985	Billy Rucker	134	268	2,475	10	3. Barry Garrison	6
1986	Ned James	125	215	1,777	14	4. Billy Rucker	5
1987	Barry Garrison	277	489	3,163	17	Donovan Porterie	5
1988	Jeremy Leach	165	323	1,986	10	6. Graham Leigh	3
1989	Jeremy Leach	282	511	3,573	22	Casey Kelly	3
1990	Jeremy Leach	180	380	2,428	12	Terry Stone	2
1991	Stoney Case	103	216	1,564	10	Robin Gabriel	2
1992	Stoney Case	164	308	2,289	18	Ned James	2
1993	Stoney Case	177	304	2,490	17	Donald Sellers	2
1994	Stoney Case	233	409	3,117	22	11. 490	2
1995	Donald Sellers	121	195	1,693	11	12. 406	2
1996	Donald Sellers	157	256	2,048	10	13. 311	2
1997	Graham Leigh	166	276	2,318	24	14. 390	1
1998	Graham Leigh	198	276	2,608	18	15. 385	1
1999	Sean Stein	141	272	1,584	11	16. 375	1
2000	Rudy Caamano	107	192	1,270	11	17. 311	1
2001	Casey Kelly	107	228	1,559	8	18. 368	1
2002	Casey Kelly	181	314	1,904	14	19. 408	1
2003	Casey Kelly	146	274	2,223	14	20. 305	1
2004	Kole McKamey	103	210	1,272	6	21. 345	1
2005	Kole McKamey	144	231	1,682	13	22. 365	1
2006	Chris Nelson	112	216	1,435	12	23. 370	1
2007	Donovan Porterie	244	418	3,006	15	24. 343	1
2008	Brad Gruner	99	184	1,037	3	25. 376	1
2009	Donovan Porterie	249	432	2,411	12	26. 622	1
2010	B.R. Holbrook	63	119	619	2	27. 300	1
2011	B.R. Holbrook	141	236	1,490	4	28. 323	1
2012	B.R. Holbrook	62	112	647	2	29. 349	1
2013	Clayton Mitchem	48	81	661	1	30. 427	1
2014	Lamar Jordan	59	112	895	6	31. 351	1
2015	Lamar Jordan	61	118	1,045	5	32. 393	1
2016	Lamar Jordan	49	75	681	6	33. 328	1
2017	Tevaka Tuioti	57	118	705	4	34. 316	1
2018	Sheriron Jones	102	187	1,417	13	35. 316	1
2019	Tevaka Tuioti	102	195	1,460	7	36. 310	1
2020	Trae Hall	53	101	518	0	37. 307	1
2021	Terry Wilson	101	174	1,058	7	38. 310	1
2022	Miles Kendrick	84	143	863	3	39. 403	1
2023	Dylan Hopkins	157	282	2,074	11	40. 375	1
						41. 363	1
						42. 351	1
						43. 333	1
						44. 317	1
						45. 316	1
						46. 359	1
						47. 300	1
						48. 324	1
						49. 349	1
						50. 408	1
						51. 350	1
						52. 342	1
						53. 327	1
						54. 354	1
						55. 316	1
						56. 323	1
						57. 327	1
						58. 312	1
						59. 355	1
						60. 381	1



Receiving Records

RECEPTIONS

	Rec.	Player	Year
Game	17	Emilio Vallez vs. UTEP	10/27/1967
Season	91	Marcus Smith	2007
Career	263	Terance Mathis	1985-87, '89

YARDS

	Yds.	Player	Year
Game	257	Emilio Vallez vs. UTEP	10/27/1967
Season	1,315	Terance Mathis	1989
Career	4,254	Terance Mathis	1985-87, '89

TOUCHDOWNS

	TDs	Player	Year
Game	3	Ricky Martin vs. Utah	11/8/1980
	3	Terance Mathis vs. Colorado State	11/15/1986
	3	Mike Henderson vs. BYU	10/27/1990
	3	Zack Wesley vs. BYU	9/24/1994
	3	Pascal Volz vs. Rice	10/18/1997
	3	Pascal Volz vs. TCU	11/1/1997
	3	Hank Baskett vs. Missouri	9/10/2005
	3	Marcus Smith vs. New Mexico State	9/9/2006
	3	Deon Long vs. Sam Houston State	9/24/2011
Season	13	Terance Mathis	1989
	13	Pascal Volz	1997
Career	36	Terance Mathis	1985-87, '89

CONSECUTIVE GAMES CATCHING A PASS

46, Carl Winston, 1990-93 (NCAA record at the time)

CONSECUTIVE 100-YARD GAMES

5, Terance Mathis, 1987
4, Pascal Volz, 1997

CONSECUTIVE GAMES, TD RECEPTION

7, Carl Winston, 1991

SINGLE GAME RECEPTIONS

	Rec.	Player	Year
1.	17	Emilio Vallez vs. UTEP	10/27/1967
2.	16	Terance Mathis vs. Utah	11/11/1989
3.	14	Ace Hendricks vs. Utah	10/7/1967
	14	Terance Mathis vs. Arkansas	11/28/1987
	14	Shane Hall vs. Wyoming	11/7/1987
	14	Ace Hendricks vs. Utah	10/7/1967
6.	13	Ty Kirk vs. New Mexico State	10/1/2011
7.	12	Eric Morgan vs. New Mexico State	9/1/1990
	12	Kano Brown vs. San Diego State	11/4/1989
	12	Terance Mathis vs. San Diego St.	9/27/1986
10.	11	Ace Hendricks at BYU	9/23/1967
	11	Terance Mathis at Wyoming	11/1/1986
	11	Terance Mathis at Texas Tech	9/16/1989
	11	Eric Morgan vs. Texas Tech	9/22/1990
	11	Carl Winston vs. BYU	10/26/1991
	11	Carl Winston at Colorado State	11/16/1991
	11	Hank Baskett vs. BYU	9/24/2011
	11	Marcus Smith at UTEP	9/1/2007
	11	Marcus Smith at Arizona	9/15/2007



Emilio Vallez caught 17 passes against UTEP in 1967 for 257 yards, and both numbers still hold up as school records.

SINGLE GAME YARDAGE

	Yds.	Player	Year
1.	257	Emilio Vallez vs. UTEP	10/27/1967
2.	252	Terance Mathis vs. Utah	11/11/1989
3.	238	Terance Mathis vs. Wyoming	11/1/1986
4.	214	Terance Mathis vs. Arkansas	11/28/1987
5.	209	Hank Baskett vs. Missouri	9/10/2005
	209	Deon Long vs. Sam Houston State	9/24/2011
7.	195	Ace Hendricks vs. BYU	9/23/1967
8.	191	Terance Mathis vs. Utah	9/5/1987
9.	188	Terance Mathis vs. San Diego St.	9/27/1986
10.	187	Terance Mathis vs. Texas Tech	9/16/1989
11.	179	Marcus Smith at New Mexico St.	9/9/2006
12.	175	Germany Thompson vs. Utah State	9/12/1998
13.	172	Martinez Williams vs. Fresno State	10/31/1998
14.	171	Dwight Counter vs. UNLV	11/1/2003
15.	168	Pascal Volz at TCU	11/1/1997
16.	165	Hank Baskett vs. Washington St.	9/3/2004
17.	164	Marcus Smith at Arizona	9/15/2007
18.	157	Pascal Volz at San Diego State	10/11/1997
19.	155	Martinez Williams vs. San Diego State	10/17/1998
20.	154	Travis Brown vs. Utah	10/19/2006



Marcus Smith's 91 receptions topped the previous mark of 87 by Terance Mathis, a record that had stood for 18 seasons.

SEASON RECEPTIONS

	Rec.	Player	Year
1.	91	Marcus Smith	2007
2.	88	Terance Mathis	1989
3.	80	Eric Morgan	1990
4.	76	Carl Winston	1991
	76	Travis Brown	2007
6.	73	Terance Mathis	1987
7.	69	Pascal Volz	1997
8.	67	Ace Hendricks	1967
	67	Hank Baskett	2005
10.	66	Shane Hall	1987
11.	64	Travis Brown	2006
12.	54	Hank Baskett	2004
13.	53	Marcus Smith	2006
14.	47	Ty Kirk	2011
	47	Deon Long	2011

SEASON RECEPTION YARDAGE

	Yds.	Player	Year
1.	1,315	Terance Mathis	1989
2.	1,229	Pascal Volz	1997
3.	1,177	Carl Winston	1991
4.	1,132	Terance Mathis	1987
5.	1,125	Marcus Smith	2007
6.	1,094	Ace Hendricks	1967
7.	1,071	Hank Baskett	2005
8.	1,043	Eric Morgan	1990
9.	1,031	Travis Brown	2007
10.	962	Preston Dennard	1975
11.	908	Hank Baskett	2004
12.	867	Travis Brown	2006

13.	859	Marcus Smith	2006
14.	809	Deon Long	2011
15.	776	Dwight Counter	2003



Pascale Volz caught 13 touchdown passes in 1997 to tie Terance Mathis' school record. He is the only player other than Mathis with double-digit receiving touchdowns in a season.

SEASON TOUCHDOWNS

	TDs	Player	Year
1.	13	Pascal Volz	1997
	13	Terance Mathis	1989
3.	10	Terance Mathis	1986
4.	9	Don Black	1958
	9	Mike Henderson	1990
	9	Hank Baskett	2005
	9	Marcus Smith	2006
8.	8	Terance Mathis	1987
	8	Ricky Martin	1980
10.	7	Carl Winston	1991
	7	Martinez Williams	1998

CAREER RECEPTIONS

	Rec.	Player	Years
1.	263	Terance Mathis	1985-87, '89
2.	202	Carl Winston	1990-93
3.	182	Travis Brown	2004-07
4.	153	Marcus Smith	2004-07
5.	142	Preston Dennard	1974-77
6.	141	Mike Henderson	1987-90
7.	140	Hank Baskett	2002-05
8.	136	Eric Morgan	1989-90
9.	134	Ty Kirk	2009-12
10.	122	Dwight Counter	2000-03
11.	97	Keith McGee	1979-82
12.	94	Shane Hall	1985-87
13.	92	DonTrell Moore	2002-05
14.	91	Zack Wesley	1991-94
15.	85	Ace Hendricks	1966-68
	85	Bryant Williams	2008-10

CAREER RECEPTION YARDAGE

	Yds.	Player	Years
1.	4,254	Terance Mathis	1985-87, '89
2.	2,972	Carl Winston	1990-93
3.	2,288	Hank Baskett	2002-05
4.	2,257	Preston Dennard	1974-77
5.	2,192	Travis Brown	2004-07
6.	2,101	Dwight Counter	2000-03
7.	2,073	Marcus Smith	2004-07
8.	1,927	Mike Henderson	1987-90
9.	1,806	Eric Morgan	1989-90
10.	1,798	Ricky Martin	1976-80
11.	1,690	Keith McGee	1979-82
12.	1,508	Derwin Williams	1980-83
13.	1,480	Ty Kirk	2009-12
14.	1,425	Manley Woods	1990-94
15.	1,402	Martinez Williams	1996-99



Receiving Records



Terance Mathis left UNM as the NCAA's all-time leading receiver, and his 36 touchdown receptions is still more than double the output of any other lobo receiver in school history.

1951	Dick Brett	26	276	3	1988	Al Owens	49	774	5
1952	Dick Brett	15	205	2	1989	Terance Mathis	88	1,315	13
1953	Ray Guerette	11	147	1	1990	Eric Morgan	80	1,043	6
1954	Ray Guerette	8	136	2	1991	Carl Winston	76	1,177	7
1955	Dick Drake	14	174	0	1992	Carl Winston	34	389	1
1956	John Barefoot	6	156	3	1993	Carl Winston	50	766	4
1957	Don Perkins	10	162	0	1994	Gavin Pearlman	52	866	2
1958	Don Black	14	303	9	1995	Steve Pagador	33	492	2
1959	Don Perkins	8	226	3	1996	Larry Brown	38	518	0
1960	Bobby Santiago	11	187	1	1997	Pascal Volz	69	1,229	13
1961	Larry Jasper	5	161	2	1998	Martinez Williams	49	760	7
1962	George Heard	6	255	1	1999	Martinez Williams	60	609	0
1963	Claude Ward	7	181	2	2000	Ted Iacenda	28	257	2
1964	Gary Plumlee	19	316	1	2001	Dwight Counter	43	774	4
1965	Woody Dame	11	198	0	2002	Dwight Counter	36	413	3
1966	Sherman Seiders	27	351	2	2003	Adrian Boyd	41	581	3
1967	Ace Hendricks	67	1,094	6	2004	Hank Baskett	54	908	3
1968	Bob Fowler	26	265	0	2005	Hank Baskett	67	1,071	9
1969	John Stewart	19	391	2	2006	Travis Brown	64	867	4
1970	Fred Henry	10	73	0	2007	Marcus Smith	91	1,125	4
1971	Ken Smith	17	281	1	2008	Bryant Williams	36	272	1
1972	Ken Smith	24	382	2	2009	Ty Kirk	36	427	2
1973	Paul Labarrere	16	374	3	2010	Ty Kirk	38	477	2
1974	Pete Robison	20	236	2	2011	Deon Long	47	809	4
1975	Preston Dennard	59	962	6		Ty Kirk	47	376	0
1976	Preston Dennard	42	783	5	2012	Lamaar Thomas	15	165	1
1977	Preston Dennard	26	341	4	2013	Jeric Magnant	19	294	1
1978	Ricky Martin	21	594	5		Marquis Bundy	19	261	2
	Chris Combs	21	322	1	2014	Jeric Magnant	16	184	1
1979	Jimmy Sayers	19	145	0	2015	Dameon Gamblin	35	424	2
1980	Ricky Martin	43	850	8	2016	Dameon Gamblin	23	254	3
1981	Keith Magee	44	706	3	2017	Jay Griffin IV	29	393	4
1982	Keith Magee	39	641	5	2018	Delane Hart-Johnson	33	507	5
1983	Derwin Williams	37	677	5	2019	Jordan Kress	28	530	6
1984	Kenneth Whitehead	34	713	4	2020	Mannie Logan-Greene	30	277	0
1985	Terance Mathis	49	852	5	2021	Luke Wysong	24	224	0
1986	Terance Mathis	53	955	10	2022	Luke Wysong	34	291	1
1987	Terance Mathis	73	1,132	8	2023	Jeremiah Hixon	39	482	5

CAREER TOUCHDOWNS

TDs	Player	Years
1.	36 Terance Mathis	1985-87, '89
2.	17 Hank Baskett	2002-05
3.	16 Ricky Martin	1977-80
	16 Preston Dennard	1974-77
5.	14 Carl Winston	1990-93
	14 Dwight Counter	2000-03
7.	13 Pascal Volz	1996-97
	13 Marcus Smith	2004-07
9.	12 Eric Morgan	1989-90
	12 Mike Henderson	1987-90
	12 Travis Brown	2004-07

YEAR-BY-YEAR LEADERS (RECEPTIONS)

Year	Player	No.	Yds.	TD
1946	Lou Cullen	7	230	3
1947	Rudy Camunez	9	162	2
1948	Bill Speer	10	134	0
1949	Bill Speer	10	82	2
1950	Chuck Hill	19	321	2





Team Total Offense Records

PLAYS			
	Tot.		Year
Game	106	vs. Utah	11/11/1989
Season	977	by 1980 team	

YARDS			
	Tot.		Year
Game	691	vs. Utah	11/11/1989
Season	5,939	by 2016 team	

AVERAGE			
	Avg.		Year
Game	13.53	vs. Wyoming (51 plays, 690 yards)	11/26/2016
Season	6.85	by 2016 team (867 plays, 5,939 yards)	
Per Game, Season	472.0	by 1994 team	

FIRST DOWNS			
	FDs		Year
Game	37	vs. San Diego State	9/27/1986
Season	300	by 1994 team	

MOST TOTAL OFFENSE, SINGLE GAME			
	Yds	Opponent	Year
1.	691	Utah	11/11/1989
2.	690	Wyoming	11/26/2016
	690	San Diego State	9/27/1986
4.	680	Incarinate Word	9/1/2018
5.	663	New Mexico State	9/8/1984
6.	658	Northern Arizona	9/23/1950
7.	654	New Mexico State	10/23/1982
8.	648	Utah	9/26/1970
9.	645	UTEP	10/31/1971
	638	at Utah	9/26/1970
10.	633	Utah	10/25/2003
11.	630	Utah	11/9/1985
12.	628	New Mexico Highlands	9/29/1934
13.	622	ULM	10/22/2016
	622	Utah	11/6/1971
15.	620	Air Force	10/27/2001
16.	616	Wyoming	11/1/1986
	616	Northern Arizona	9/18/1999
18.	615	South Dakota	9/1/2016
19.	608	New Mexico State	10/5/2013
20.	599	at Utah	11/6/1976
21.	598	New Mexico State	9/21/2019
22.	597	at Arizona	10/25/1975

BEST TOTAL OFFENSE TEAMS (based on yards)				
	Year	Games	Yards	Avg.
1.	2016	13	5,939	456.8
2.	1994	12	5,664	472.0
3.	1986	12	5,269	439.1
4.	2003	13	5,207	400.5
5.	1985	11	5,165	469.5
6.	1971	11	5,148	468.0
7.	2013	12	5,062	421.8
8.	2015	13	5,046	388.1
9.	2023	12	4,927	410.6
10.	1997	13	4,847	372.8

BEST TOTAL OFFENSE TEAMS (based on yards per game)

	Year	Games	Yards	Avg.
1.	1994	12	5,664	472.0
2.	1985	11	5,165	469.5
3.	1971	11	5,148	468.0
4.	2016	13	5,939	456.8
5.	1986	12	5,269	439.1
6.	1982	11	4,822	438.4
7.	1996	11	4,793	435.7
8.	2013	12	5,062	421.8
9.	1995	11	4,603	418.5
10.	1993	11	4,541	412.8

OPPONENT MOST TOTAL OFFENSE, SINGLE GAME

	Yds	Opponent	Year
1.	822	Fresno State	11/23/2013
2.	777	BYU	10/15/1983
3.	757	Fresno State	10/5/1991
4.	720	Oregon	9/4/2010
5.	708	Arizona State (at UNM)	10/6/1973
6.	704	Utah State	10/27/2018
7.	702	Texas Tech	9/15/2012
8.	698	Colorado State	11/22/2014
9.	695	Wyoming	10/20/1984
10.	691	Arizona	10/25/1969
11.	688	San Diego State (at UNM)	11/17/1990
12.	661	UNLV	9/12/1981
13.	659	BYU	10/26/1991
14.	658	Boise State (at UNM)	11/8/2014
15.	653	Air Force (at UNM)	11/14/1987
	653	BYU	11/18/2006
17.	649	Colorado State (at UNM)	11/16/2013
18.	638	Tulsa (at UNM)	11/8/1986
	638	Boise State	11/14/2015
20.	635	BYU	10/27/1979
21.	633	LSU	9/24/2022
22.	632	BYU	10/27/1990
23.	632	Arkansas	9/10/2011
24.	624	Texas Tech (at UNM)	9/17/2011
25.	623	Air Force	11/10/2018
26.	621	Arizona State (at UNM)	9/6/2014
27.	619	Northern Arizona (at UNM)	9/7/1996
28.	611	Air Force	10/1/1988
29.	607	Colorado State	10/20/1990
30.	606	TCU (at UNM)	9/10/1994
	606	Tulsa	9/20/2008
	606	Texas A&M	9/5/2009
33.	602	Arizona State	11/21/1970
	602	BYU (at UNM)	10/19/1985
35.	600	Fresno State (at UNM)	10/27/2012
	600	Tulsa (at UNM)	9/12/2015

OPPONENT BEST TOTAL OFFENSE TEAMS (based on yards)

	Year	Games	Yards	Avg.
1.	1991	12	6,295	524.6
2.	2014	12	6,223	518.6
3.	2013	12	6,199	516.6
4.	2011	12	5,905	492.1
5.	1994	12	5,854	487.8
6.	2019	12	5,828	485.7
7.	1986	12	5,807	483.9
8.	2012	13	5,774	444.2
9.	1988	12	5,772	481.0
10.	2015	13	5,689	437.6

OPPONENT TOTAL OFFENSE TEAMS (based on yards per game)

	Year	Games	Yards	Avg.
1.	1991	12	6,295	524.6
2.	2014	12	6,223	518.6
3.	2013	12	6,199	516.6
4.	2011	12	5,905	492.1
5.	1994	12	5,854	487.8
6.	2019	12	5,828	485.7
7.	1986	12	5,807	483.9
8.	1988	12	5,772	481.0
9.	2017	12	5,676	473.0
10.	2010	12	5,628	469.0

FEWEST TOTAL YARDS ALLOWED BY UNM

	Yds	Opponent	Year
1.	5	UTEP (at UNM)	10/1/1955
2.	45	Northern Arizona (at UNM)	9/21/1946
3.	61	New Mexico State (at UNM)	10/9/1948
4.	70	UTEP (at UNM)	11/12/1983
5.	73	Hawai'i	11/20/1964
6.	74	Mississippi Valley State (at UNM)	9/5/2015
7.	86	Northern Arizona (at UNM)	9/23/1950
8.	87	Denver	11/8/1952
9.	90	Colorado State	9/24/1955
10.	98	UTEP	10/6/1962
	98	UTEP (at UNM)	10/10/1981



Individual Total Offense Records

PLAYS			
Game	Tot.	Player	Year
77	Stoney Case vs. TCU		9/10/1994
		(15 rush, 62 pass)	
Season	590	Jeremy Leach	1989
		(79 rush, 511 pass)	
Career	1,695	Jeremy Leach,	1988-91
		(263 rush, 1,432 pass)	

YARDS			
Game	Yds.	Player	Year
594	Jeremy Leach vs. Utah		11/11/1989
		(-28 rush, 622 pass)	
Season	3,649	Stoney Case,	1994
		(532 rush, 3,117 pass)	
Career	10,651	Stoney Case	1991-94
		(1,191 rush, 9,640 pass)	

AVERAGE			
Game	Avg.	Player	Year
13.56	Lamar Jordan vs. Wyoming		11/29/2014
		(16 plays for 217 yards)	
Season	7.3	Stan Quintana	1964
		(169 plays for 1,249 yards)	
Career	6.6	Donald Sellers	1995-96
		(754 plays for 4,992 yards)	

SINGLE GAME TOTAL OFFENSE			
Yds.	Player	Year	
594	Jeremy Leach vs. Utah	11/11/1989	
524	Ned James vs. Wyoming	11/1/1986	
501	Billy Rucker vs. San Diego State	9/27/1986	
487	Billy Rucker vs. Wyoming	11/16/1985	
464	Stoney Case vs. TCU	9/10/1994	
440	Brad Wright vs. Texas Tech	10/14/1978	
414	Tevaka Tuoti vs. New Mexico St.	9/21/2019	
413	Billy Rucker vs. San Diego State	11/23/1985	
413	Stoney Case vs. Colorado State	10/1/1994	
410	Casey Kelly vs. UNLV	11/1/2003	

SEASON TOTAL OFFENSE			
Yds.	Player	Year	
3,649	Stoney Case	1994	
3,363	Jeremy Leach	1989	
3,065	Barry Garrison	1987	
2,972	Donovan Porterie	2007	
2,904	Graham Leigh	1998	
2,857	Billy Rucker	1985	
2,846	Graham Leigh	1997	
2,819	Stoney Case	1993	
2,805	Donald Sellers	1996	
2,559	Stoney Case	1992	

CAREER TOTAL OFFENSE			
Yds.	Player	Years	
10,651	Stoney Case	1991-94	
8,623	Jeremy Leach	1988-91	
6,715	Donovan Porterie	2006-09	
6,285	Casey Kelly	2000-03	
5,847	Graham Leigh	1996-98	
4,992	Donald Sellers	1995-96	
4,489	Billy Rucker	1983-86	
4,461	Rocky Long	1969-71	
4,404	David Osborn	1979-82	
4,199	Kole McKamey	2003-05	

MOST WINS - STARTING QUARTERBACK - CAREER			
QB	Wins	Years	
Casey Kelly	19	2000-03	
Jim Cromartie	18	1960-62	
Lamar Jordan	16	2014-17	

Rocky Long	16	1969-71
Stan Quintana	16	1963-65
Stoney Case	15	1991-94
David Osborn	14	1979-82
Donovan Porterie	14	2006-09
Kole McKamey	13	2003-06
Graham Leigh	12	1996-98

TOUCHDOWNS RESPONSIBLE - SEASON				
Player	Pass	Rush	Total	Year
Stoney Case	22	11	33	1994
Graham Leigh	24	8	32	1997
Stoney Case	17	14	31	1993
Jeremy Leach	22	2	24	1989
Steve Meyer	21	2	23	1975

TOUCHDOWNS RESPONSIBLE - CAREER				
Player	Pass	Rush	Total	Years
Stoney Case	67	31	98	1991-94
Jeremy Leach	49	4	53	1988-91
Graham Leigh	42	11	53	1996-98
DonTrell Moore	0	51	51	2002-05
Casey Kelly	36	9	45	2000-03
Donald Sellers	21	18	39	1995-96
Lamar Jordan	20	17	37	2014-17
David Osborn	24	13	37	1979-82

YEAR-BY-YEAR LEADERS					
Year	Player	Plays	Rush	Pass	Total
1946	Bryan Brock	61	-3	326	323
1947	Bryan Brock	133	238	488	726
1948	Rudy Krall	165	756	0	756
1949	Jerry McKown	90	184	164	348
1950	Milton Price	165	86	520	606
1951	Chuck Hill	165	394	359	753
1952	Bobby Arnett	146	360	195	555
1953	Bobby Lee	147	624	124	748
1954	Jerry Lott	81	101	271	372
1955	Jerry Lott	167	77	422	499
1956	Phil Spear	123	625	0	625
1957	Don Perkins	117	744	23	767
1958	Don Perkins	121	621	161	782
1959	Billy Brown	95	740	0	740
1960	Jim Cromartie	116	299	343	642
1961	Jim Cromartie	146	168	533	701
1962	Bobby Santiago	159	806	93	899
1963	Bucky Stallings	127	553	0	553
1964	Stan Quintana	169	455	794	1,249
1965	Stan Quintana	197	496	444	940
1966	Rick Beitler	253	-21	763	742
1967	Terry Stone	406	-415	1,946	1,531
1968	David Bookert	211	872	0	872
1969	Rocky Long	276	450	865	1,315
1970	Rocky Long	273	674	649	1,323
1971	Rocky Long	265	947	876	1,823
1972	Fred Henry	166	977	9	986
1973	Don Woods	344	971	869	1,840
1974	Steve Myer	240	13	1,103	1,116
1975	Steve Myer	400	-132	2,501	2,369
1976	Noel Mazzone	376	617	1,427	2,044
1977	Noel Mazzone	326	537	185	1,622
1978	Brad Wright	423	478	1,925	2,403
1979	Jimmy Sayers	145	696	0	696
1980	Brad Wright	231	120	1,068	1,188
1981	Robin Gabriel	368	-84	1,783	1,699
1982	David Osborn	357	539	1,609	2,148
1983	Buddy Funck	398	633	1,521	2,154
1984	Buddy Funck	247	526	922	1,448
1985	Billy Rucker	432	382	2,475	2,857
1986	Ned James	365	527	1,777	2,304
1987	Barry Garrison	549	-98	3,163	3,065

1988	Jeremy Leach	411	-220	1,986	1,766
1989	Jeremy Leach	590	-210	3,573	3,363
1990	Jeremy Leach	436	-204	2,428	2,224
1991	Stoney Case	272	60	1,564	1,624
1992	Stoney Case	422	270	2,289	2,559
1993	Stoney Case	430	329	2,490	2,819
1994	Stoney Case	549	532	3,117	3,649
1995	Donald Sellers	329	494	1,693	2,187
1996	Donald Sellers	425	757	2,048	2,805
1997	Graham Leigh	411	528	2,318	2,846
1998	Graham Leigh	487	296	2,608	2,904
1999	Sean Stein	340	0	1,584	1,584
2000	Rudy Caamano	301	86	1,270	1,356
2001	Casey Kelly	298	143	1,559	1,702
2002	Casey Kelly	430	225	1,904	2,129
2003	Casey Kelly	384	231	2,223	2,454
2004	Kole McKamey	338	416	1,272	1,688
2005	Kole McKamey	350	429	1,682	2,111
2006	Chris Nelson	256	-62	1,435	1,373
2007	Donovan Porterie	476	-34	3,006	2,972
2008	Brad Gruner	260	331	1,037	1,368
2009	Donovan Porterie	518	-33	2,411	2,378
2010	Stump Godfrey	204	287	553	840
2011	B.R. Holbrook	296	93	1,490	1,583
2012	Kasey Carrier	255	1,469	0	1,469
2013	Cole Gautsche	196	777	639	1,416
2014	Lamar Jordan	232	612	895	1,507
2015	Lamar Jordan	265	807	1,045	1,852
2016	Lamar Jordan	189	739	681	1,420
2017	Lamar Jordan	171	345	604	949
2018	Sheriron Jones	266	286	1,417	1,703
2019	Tevaka Tuoti	247	262	1,460	1,722
2020	Trey Hall	140	102	518	620
2021	Terry Wilson	225	47	1,058	1,105
2022	Miles Kendrick	219	148	863	1,011
2023	Dylan Hopkins	333	124	2,074	2,198

100 YARDS RUSHING/100 YARDS PASSING IN A GAME (15 players/28 times)					
Player	Rush	Pass	Opponent	Year	
Rocky Long	159	131	Arizona	10/25/1969	
Rocky Long	110	115	BYU	10/1/1971	
Don Woods	100	134	Utah	11/10/1973	
Don Woods	148	128	Colorado State	11/24/1973	
Noel Mazzone	110	124	UTEP	9/18/1976	
Noel Mazzone	123	139	Arizona	11/12/1977	
David Osborn	112	143	Air Force	10/2/1982	
David Osborn	125	128	North Texas	10/30/1982	
Buddy Funck	130	112	New Mexico State	9/8/1984	
Buddy Funck	116	148	Texas Tech	9/22/1984	
Billy Rucker	113	277	UTEP	11/2/1985	
Billy Rucker	106	307	San Diego State	11/23/1985	
Ned James	118	406	Wyoming	11/1/1986	
Stoney Case	112	121	Idaho State	11/6/1993	
Stoney Case	114	199	Fresno State	10/29/1994	
Donald Sellers	102	232	Central Florida	9/14/1996	
Donald Sellers	126	144	Rice	10/5/1996	
Graham Leigh	102	171	BYU	11/15/1997	
Kole McKamey	138	207	Navy	12/30/2004	
Kole McKamey	152	172	New Mexico State	9/17/2005	
Kole McKamey	103	218	BYU	10/8/2005	
Cole Gautsche	149	155	Wyoming	11/10/2012	
Cole Gautsche	113	156	at Wyoming	10/12/2013	
Lamar Jordan	107	147	at Wyoming	9/26/2015	
Lamar Jordan	135	110	Arizona	12/19/2015	
Lamar Jordan	176	122	Wyoming	11/26/2016	
Coltin Gerhart	156	108	at Tulsa	9/23/2017	
Sheriron Jones	104	127	at San Jose State	10/4/2019	



Individual All-Purpose Yardage Records



Terance Mathis owns two of the three best single seasons in terms of all-purpose yardage, and his 6,691 career yards is still the only time a Lobo has broken the 6,000-career yard mark for all-purpose yardage.

YEAR-BY-YEAR LEADERS

Year	Player	Rush	Rec.	Punt	KO	Int.	Total
1946	Lou Cullen	287	230	30	161	80	788
1947	Rudy Camunez	344	162	181	131	0	818
1948	Rudy Krall	756	0	0	27	6	789
1949	Chuck Hill	167	0	138	183	23	511
1950	Chuck Hill	346	321	114	729	54	1,564
1951	Chuck Hill	394	189	185	504	0	1,272
1952	Bobby Arnett	360	0	0	114	0	474
1953	Bobby Lee	624	26	252	185	10	1,097
1954	Joe Murphy	191	98	157	117	9	572
1955	Jerry Apodaca	224	15	69	248	59	615
1956	Phil Spear	625	20	2	71	0	718
1957	Don Perkins	744	162	16	70	0	992
1958	Don Perkins	621	161	56	177	0	1,015
1959	Don Perkins	636	226	77	520	0	1,459
1960	Bobby Santiago	596	187	85	310	25	1,203
1961	Bob Morgan	489	35	65	240	0	829
1962	Bobby Santiago	806	44	101	192	0	1,143
1963	Bucky Stallings	553	98	26	19	0	696
1964	Stan Quintana	455	0	65	0	172	692
1965	Carl Jackson	665	53	0	0	0	718
1966	Ron Romans	265	12	0	132	0	409
1967	Ace Hendricks	5	1,094	0	0	0	1,099
1968	David Bookert	872	3	0	270	0	1,145
1969	Rocky Long	450	0	168	289	0	907
1970	Sam Scarber	961	27	0	194	0	1,182
1971	Fred Henry	1,129	39	0	143	0	1,311
1972	Fred Henry	977	81	0	316	0	1,374
1973	Ben Turner	482	44	0	447	0	973
1974	Chester Goodson	247	31	0	385	0	663
1975	Preston Dennard	9	962	0	204	0	1,175
1976	Mike Williams	1,240	161	0	0	0	1,401
1977	Mike Williams	1,096	150	0	0	0	1,246
1978	Mike Williams	1,015	112	0	0	0	1,127
1979	Jimmy Sayers	696	145	0	205	0	1,046
1980	Ricky Martin	10	850	0	0	0	860
1981	Mike Carter	595	245	0	0	0	840
1982	Mike Carter	722	17	0	0	0	739
1983	Michael Johnson	739	27	0	0	0	766
1984	Willie Turrall	1,064	141	0	0	0	1,205
1985	Terance Mathis	150	852	46	422	0	1,470
1986	Terance Mathis	105	955	33	109	0	1,222
1987	Terance Mathis	36	1,132	16	677	0	1,861
1988	Andre Wooten	801	91	0	0	0	892
1989	Terance Mathis	38	1,315	0	785	0	2,138
1990	Eric Morgan	34	1,043	0	0	0	1,077
1991	Manley Woods	0	782	0	614	0	1,396
1992	Winslow Oliver	1,063	187	0	0	0	1,250
1993	Winslow Oliver	648	130	0	180	0	958
1994	Winslow Oliver	706	198	55	298	0	1,257
1995	Winslow Oliver	915	228	101	666	0	1,910
1996	Lennox Gordon	1,008	155	0	0	0	1,163
1997	Pascal Volz	0	1,229	0	0	0	1,229
1998	Martinez Williams	0	760	18	178	0	956
1999	Holmon Wiggins	601	37	0	9	0	647
2000	Holmon Wiggins	727	53	392	0	0	1,172
2001	Holmon Wiggins	475	167	271	151	0	1,064
2002	DonTrell Moore	1,134	139	0	55	0	1,328
2003	DonTrell Moore	1,450	149	0	27	0	1,626
2004	DonTrell Moore	1,091	198	35	0	0	1,324
2005	DonTrell Moore	1,298	371	0	0	0	1,669
2006	Rodney Ferguson	1,234	291	0	0	0	1,525
2007	Marcus Smith	31	1,125	0	653	0	1,809
2008	Rodney Ferguson	1,105	101	0	0	0	1,206
2009	Demond Dennis	427	133	0	99	0	659
2010	Emmanuel McPhearson	0	0	0	852	0	852
2011	Deon Long	11	809	9	425	0	1,254
2012	Kasey Carrier	1,469	75	0	0	0	1,544
2013	Carlos Wiggins	237	163	0	1303	0	1,703
2014	Jhurrell Pressley	1,083	46	0	0	0	1,129

SEASON YARDS

	Rush	Rec.	PR	KOR	Total	Year
1. Terance Mathis	38	1,315	0	785	2,138	1989
2. Winslow Oliver	915	228	101	666	1,910	1995
3. Terance Mathis	36	1,132	16	677	1,861	1987
4. Marcus Smith	31	1,125	0	653	1,809	2007
5. Carlos Wiggins	237	163	0	1,303	1,703	2013
6. DonTrell Moore	1,298	371	0	0	1,669	2005
7. DonTrell Moore	1,450	149	0	27	1,626	2003
8. Chuck Hill	346	321	114	729	*1,564	1950
9. Kasey Carrier	1,469	75	0	0	1,544	2012
10. Rodney Ferguson	1,234	291	0	0	1,525	2006

* 54 yards on interceptions

CAREER YARDS

	Rush	Rec.	PR	KOR	Total	Year
1. Terance Mathis	329	4,254	115	1,993	6,691	'85-'87, '89
2. DonTrell Moore	4,973	857	35	82	5,947	2002-05
3. Winslow Oliver	3,332	743	156	1,144	5,375	1992-95
4. Mike Williams	3,862	489	0	0	4,351	1975-78
5. Rodney Ferguson	3,564	667	0	0	4,231	2004-08
6. Kasey Carrier	3,233	331	0	422	3,986	2009-13
7. Fred Henry	2,935	193	0	647	3,775	1970-72
8. Marcus Smith	323	2,073	0	1,353	3,749	2004-07
9. Teriyon Gipson	3146	387	0	167	3,700	2013-16
10. Carlos Wiggins	496	560	58	2,248	3,595	2012-15



Deon Long did it all against Sam Houston State, and his 378 all-purpose yards topples Terance Mathis' previous record of 358 which had stood for over 21 years.

SINGLE GAME

Yds.	Player	Rush	Rec.	PR	KR	Int.	Year
1. 378	Deon Long vs. Sam Houston State	2	209	2	165	0	9/24/2011
2. 358	Terance Mathis vs. San Diego State	12	147	0	199	0	11/17/1989
3. 343	Kasey Carrier vs. Air Force	338	5	0	0	0	10/20/2012
4. 332	Chuck Hill vs. West Texas State	26	91	0	215	0	10/14/1950
5. 300	Chuck Hill vs. Northern Arizona	162	34	33	17	54	9/23/1950
6. 289	Quincy Wright vs. Weber State	265	24	0	0	0	8/31/2002
7. 279	Terance Mathis vs. Utah	0	191	7	81	0	9/5/1987
8. 276	Mike Williams vs. UTEP	236	40	0	0	0	11/5/1977
9. 263	Winslow Oliver vs. TCU	165	67	0	31	0	9/11/1993
263	Marcus Smith vs. UNLV	0	130	0	133	0	11/24/2007
263	Carlos Wiggins vs. UNLV	119	57	0	87	0	9/28/2013



Yards From Scrimmage Records

2015	Teriyon Gipson	848	185	0	0	1,033	
2016	Teriyon Gipson	1,269	80	0	127	0	1,476
2017	Tyrone Owens	770	20	0	0	0	790
2018	Tyrone Owens	687	54	0	0	0	741
2019	Ahmari Davis	832	63	0	0	0	895
2020	Bobby Cole	548	75	0	0	0	623
2021	Luke Wysong	112	224	77	304	0	717
2022	Christian Washington	310	76	0	427	0	813
2023	Jacory Croskey-Merritt	1190	72	0	0	0	1,262

SINGLE GAME YARDS FROM SCRIMMAGE

Yds.	Player	Rush	Rec.	Year
1.	343 Kasey Carrier vs. Air Force	338	5	10/20/2012
2.	291 Kasey Carrier vs. UTEP	291	0	9/7/2013
3.	289 Quincy Wright vs. Weber State	265	24	8/31/2002
4.	276 Mike Williams vs. UTEP	236	40	11/5/1977
5.	257 Emilio Vallez vs. UTEP	0	257	10/27/1967
6.	256 D.D. Cox vs. Texas Tech	187	69	9/6/2003
7.	244 Terance Mathis at Utah	-8	252	11/11/1989
8.	242 DonTrell Moore vs. Colorado State	242	0	11/7/2003
9.	233 Jacory Croskey-Merritt	233	0	11/24/2023
10.	232 Reginal Johnson vs. Tulsa	232	0	11/2/1996
232	Winslow Oliver vs. TCU	165	67	9/11/1993

SEASON YARDS FROM SCRIMMAGE

Yds.	Player	Rush	Rec.	Year
1.	1,669 DonTrell Moore	1,298	371	2005
2.	1,599 DonTrell Moore	1,450	149	2003
3.	1,544 Kasey Carrier	1,469	75	2012
4.	1,525 Rodney Ferguson	1,234	291	2006
5.	1,441 Rodney Ferguson	1,177	264	2007
6.	1,401 Mike Williams	1,240	161	1976
7.	1,353 Terance Mathis	38	1,315	1989
8.	1,349 Teriyon Gipson	1,269	80	2016
9.	1,289 DonTrell Moore	1,091	198	2004
10.	1,273 DonTrell Moore	1,134	139	2002

CAREER YARDS FROM SCRIMMAGE

Yds.	Player	Rush	Rec.	Year
1.	5,830 DonTrell Moore	4,973	857	2002-05
2.	4,583 Terance Mathis	329	4,254	1985-87, '89
3.	4,351 Mike Williams	3,862	489	1975-78
4.	4,231 Rodney Ferguson	3,564	667	2004-08
5.	4,075 Winslow Oliver	3,332	743	1992-95
6.	3,564 Kasey Carrier	3,233	331	2009-13
7.	3,533 Teriyon Gipson	3,146	387	2013-16
8.	3,128 Fred Henry	2,935	193	1970-72
9.	2,972 Carl Winston	0	2,972	1990-93
10.	2,927 Jhurrell Pressley	2,725	202	2012-15



Kasey Carrier was a durable back who excelled in the option game, even playing as a top quarterback at times due to injury. He owns the top two single-game marks for yards from scrimmage with 343 against Air Force and 291 against UTEP. Amazingly, three of the top five marks all-time in single-game yardage came against UTEP.



Among the top-10 best seasons for yards from scrimmage, DonTrell Moore has four of them, one for each season he played. Those four years equaled 5,830 total yards from scrimmage, the best mark all-time at UNM a number that might never again be approached by a Lobo.

Individual Punt & Kickoff Return Records

PUNT RETURNS

	No.	Player	Year
Game	11	Tracy Mount vs. San Diego St.	11/22/1980
Season	46	Holmon Wiggins	2000
Career	82	Chad Smith	1995-98

PUNT RETURN YARDS

	Yds.	Player	Year
Game	142	Chad Smith vs. UTEP	11/23/1996
Season	392	Holmon Wiggins	2000
	352	Dwight Counter	2002
	324	Randy Rich	1975
Career	666	Chad Smith	1995-98

AVERAGE YARDS PER PUNT RETURN

	Avg.	Player	Year
Season	21.2	Marcus Hayes	2018
Career	15.4	Ian Clark	2006-09

PUNT RETURN TOUCHDOWNS

	No.	Player	Year
Game	1	accomplished numerous times, last by Luke Wysong vs. Colorado State	10/16/2021
Season	2	Bobby Lee	1953
Career	2	Bobby Lee	1952-54

PUNT RETURNS (Year-by-Year)

Year	Player	No.	Yds	Avg
1946	Don Rumley	12	162	13.5
1947	Rudy Camunez	8	131	16.4
1948	Jerry McKown	9	149	16.6
1949	Chuck Hill	10	138	13.8
1950	Chuck Hill	13	114	8.8
1951	Chuck Hill	11	185	16.8
1952	Pete Nolasco	29	228	7.8
1953	Bobby Lee	13	252	19.4
1954	Joe Murphy	7	117	16.7
1955	Jerry Apodaca	7	69	9.9
1956	Lynn White	10	127	12.7
1957	Bob Crandall	4	76	19.0
1958	Tony Gray	6	108	18.0
1959	Don Perkins	9	77	8.6
1960	Bobby Santiago	9	57	6.3
1961	Herb Bradford	6	38	6.3
1962	Jim Ottman	11	76	6.9
1963	Stan Quintana	7	73	10.4
1964	Orvey Hampton	11	146	13.2
1965	Larry Sampson	23	214	9.3
1966	Ace Hendricks	15	99	6.6
1967	Joe Casas	26	310	11.9
1968	Ace Hendricks	13	107	8.2
1969	Rocky Long	14	168	12.0
1970	Don Dungan	11	129	11.7
1971	Don Dungan	14	39	2.8
1972	Mike Shaw	24	215	8.9
1973	Ken Lege	15	146	9.7
1974	Ken Lege	9	58	6.4
1975	Randy Rich	25	324	13.0
1976	Max Hudspeth	31	114	3.7
1977	Max Hudspeth	22	291	13.2
1978	Max Hudspeth	28	236	8.4
1979	Sharay Fields	37	306	8.3
1980	Sharay Fields	27	164	9.8
1981	Julius Johnson	23	107	4.7
1982	Sammy Parrish	19	101	5.3
1983	Nick Johnson	16	76	4.8
1984	Nick Johnson	22	128	6.1
1985	Terance Mathis	7	46	6.5
1986	Terance Mathis	8	53	6.6
1987	Randy Johnson	12	96	8.0
1988	Myron Ashley	13	77	5.9

1989	Curtis Crews	15	106	7.1
1990	Curtis Crews	33	195	5.9
1991	Will Martin	13	62	4.8
1992	Marcus Goodloe	12	146	12.2
1993	Abe Ghoston	12	73	6.1
1994	Winslow Oliver	8	55	6.9
1995	Winslow Oliver	16	101	6.3
1996	Chad Smith	14	200	14.3
1997	Chad Smith	42	288	6.9
1998	Chad Smith	23	152	6.6
1999	Brian Urlacher	10	158	15.8
2000	Holmon Wiggins	46	392	8.5
2001	Holmon Wiggins	31	271	8.7
2002	Dwight Counter	31	352	11.4
2003	Dwight Counter	36	267	7.4
2004	Daniel Ramirez	7	64	9.1
2005	Gabriel Fulbright	22	169	7.7
2006	Thomas Wilson	20	158	7.9
2007	Ian Clark	7	101	14.4
2008	Ian Clark	12	236	19.7
2009	Frankie Solomon	12	40	3.3
2010	Nick Wilhelm	5	24	4.8
2011	Deon Long	3	9	3.0
2012	Tim Foley	9	58	6.4
2013	Dameon Gamblin	7	34	4.9
2014	Chris Davis	7	35	5.0
	Dameon Gamblin	5	25	5.0
2015	Carlos Wiggins	10	58	5.8
2016	Chris Davis	22	150	6.8
2017	Romell Jordan	7	27	3.9
2018	Marcus Hayes	15	318	21.2
2019	DeJohn Rogers	24	147	6.1
2020	Mannie Logan-Greene	6	32	5.3
2021	Luke Wysong	7	77	11.0
2022	Luke Wysong	13	65	5.0
2023	Luke Wysong	3	5	1.7



Marcus Hayes led the nation in punt return average with 21.2 yards per return, bolstered by a school record-tying 86-yard punt return against Boise State, tying a 60-year old record.

LONGEST PUNT RETURNS

	Yds.	Player	Date
1.	86	Marcus Hayes vs. Boise State	2018
	86	Tony Gray vs. Montana	1958
3.	79	Bobby Lee vs. New Mexico State	1953
4.	78	Curtis Crews vs. Hawai'i (no TD)	1990
5.	77	Holmon Wiggins vs. N.M. St. (no TD)	2000
6.	75	Malcolm Long vs. New Mexico Mines	1927
	75	Bill Dwyer vs. Colorado College	1938
8.	74	Dwight Counter vs. Baylor (no TD)	2002
	74	Chad Smith vs. UTEP	1996
10.	72	Chuck Hill vs. Colorado State	1951
	72	Randy Johnson vs. BYU	1987

KICKOFF RETURNS

	No.	Player	Year
Game	8	Jeff Apodaca vs. San Diego State	11/23/1985
	8	Marcus Smith vs. TCU	11/3/2007
Season	47	Carlos Wiggins	2013
Career	91	Terance Mathis	1985-87, '89



Carlos Wiggins owns the single-game, single-season and career yardage records for kickoff returns, and his five kickoff return touchdowns is also a school record.

KICKOFF RETURN YARDS

	Yds.	Player	Year
Game	2,302	Carlos Wiggins vs. Fresno State	11/23/2013
Season	1,353	Carlos Wiggins	2013
Career	2,481	Carlos Wiggins	2012-15

AVERAGE YARDS PER KICKOFF RETURN

	Avg.	Player	Year
Season	34.7	Don Perkins	1959
Career	30.7	Don Perkins	1957-59

KICKOFF RETURN TOUCHDOWNS

	No.	Player	Year
Game	1	accomplished numerous times, last by Christian Washington, Boise State	9/9/2022
Season	3	Terance Mathis	1989
		Carlos Wiggins	2013
Career	5	Carlos Wiggins	2012-15
	3	Terance Mathis	1985-87, '89
		Chuck Hill	1949-51

KICKOFF RETURNS (Year-by-Year)

(1.0 returns per game or most returns)

Year	Player	No.	Yds	Avg
1946	Rudy Krall	7	181	25.9
1947	Rudy Camunez	11	181	16.4
1948	Jerry Gatewood	9	225	25.0
1949	Chuck Hill	10	183	18.3
1950	Chuck Hill	27	729	27.0*
1951	Chuck Hill	17	504	29.6*
1952	Bobby Lee	7	135	19.3
1953	Bobby Lee	6	185	30.8
1954	Joe Murphy	8	157	19.6
1955	Jerry Apodaca	13	248	19.0
1956	Lynn White	14	368	26.3
1957	Tony Gray	7	194	27.7
1958	Don Perkins	7	177	25.3
1959	Don Perkins	15	520	34.7*
1960	Bobby Santiago	12	310	25.8
1961	Bobby Morgan	9	240	26.7
1962	Howard Hancock	13	281	21.6
1963	Claude Ward	10	180	18.0
1964	Albert O'Neal	9	196	20.7
1965	Bernie Rivers	15	346	23.1
1966	Ken Wagner	21	384	18.3
1967	Joe Casas	23	602	26.2*
1968	Sam Scarber	17	358	15.2
1969	Rocky Long	13	289	22.2
1970	Fred Henry	11	188	17.0
1971	Larry Korpitz	14	330	23.6
1972	Fred Henry	12	316	26.3
1973	Ben Turner	20	447	22.4
1974	Chet Goodson	20	385	19.3
1975	Preston Dennard	13	204	15.7
1976	Kevin Thompson	16	317	19.8
1977	Jimmy Sayers	14	264	18.9



KOR Records/Team PR & KOR Records

Year	Player	Yds.	Opponent	Year
1978	William Owens	11	264	24.0
1979	Sharay Fields	13	273	21.0
1980	Denny Allen	17	365	21.5
1981	Jerry Apodaca	18	217	15.1
1982	Denny Allen	11	198	18.0
1983	Rodney Coles	8	170	21.2
1984	Jeff Apodaca	9	158	17.6
1985	Terance Mathis	26	422	16.2
1986	Brett Heber	13	245	18.8
1987	Terance Mathis	29	677	23.4
1988	Myron Ashley	31	708	22.8
1989	Terance Mathis	31	785	25.3
1990	Manley Woods	25	550	22.0
1991	Manley Woods	31	614	19.8
1992	Greg Oliver	10	296	29.6
1993	Zack Wesley	11	258	23.5
1994	Winslow Oliver	14	298	21.3
1995	Winslow Oliver	21	666	31.7
1996	Larry Brown	13	348	26.8
1997	Jamie Oliver	15	372	24.8
1998	Dion Marion	20	470	23.6
1999	Reginal Johnson	11	201	18.3
2000	Larry Davis	13	335	25.8
2001	Holmon Wiggins	5	151	30.2
2002	Brandon Ratcliff	12	266	22.2
2003	Brandon Ratcliff	15	314	20.9
2004	Kevin Walton	10	237	23.7
2005	Gabriel Fulbright	17	333	19.6
2006	DeAndre Wright	14	362	25.9
2007	Marcus Smith	28	653	23.3
2008	Frankie Solomon	22	479	21.8
2009	Frankie Solomon	19	429	22.6
2010	Myles Daughtry	14	344	24.6
2011	Deon Long	18	425	23.6
2012	Chase Clayton	20	608	30.4
2013	Carlos Wiggins	44	*1303	29.6
2014	Carlos Wiggins	13	381	29.3
2015	Carlos Wiggins	24	663	27.6
2016	Elijah Lilly	19	521	27.4
2017	Elijah Lilly	31	731	23.6
2018	Elijah Lilly	14	247	17.6
2019	Bryson Carroll	8	245	30.6
2020	Chad Alexander	10	156	15.6
2021	Luke Wysong	15	304	20.3
2022	Christian Washington	16	427	26.7
2023	Duece Jones	8	172	21.5

* NCAA leader

KICKOFF RETURNS (Longest)

Yds.	Player	Year
1. 100	Christian Washington vs. Boise State	9/9/2022
100	Elijah Lilly at Texas A&M	11/11/2017
100	Carlos Wiggins vs. Hawai'i	10/17/2015
100	Ridge Jones vs. Boise State	11/8/2014
100	Carlos Wiggins vs. New Mexico State	10/5/2013
100	Carlos Wiggins vs. Colorado State	11/16/2013
100	Myles Daughtry vs. UTEP	10/2/2010
100	Jon Sutton at New Mexico State	11/22/1975
100	Fred Henry vs. New Mexico State	9/16/1972
9. 98	Chase Clayton at Texas Tech	9/15/2012
98	Chase Clayton vs. Southern	9/1/2012
98	Deon Long vs. Sam Houston State	9/24/2011
98	Winslow Oliver at UTEP	11/18/1995
13. 97	Carlos Wiggins vs. Wyoming	11/29/2014
97	Bobby Santiago at Wyoming	9/22/1962
15. 96	Terance Mathis at San Diego State	11/4/1989
96	Terance Mathis vs. New Mexico State	9/9/1989
96	Joe Casas vs. Idaho State	9/16/1967
18. 95	Terance Mathis at Tulsa	9/23/1989
95	David Bookert vs. San Jose State	10/19/1968

TOTAL PUNT RETURNS

Game	No.	Opponent	Year
11		vs. San Diego State	11/22/1980
Season	51	by 2000 team	

PUNT RETURN YARDS

Game	Yds.	Opponent	Year
132		vs. New Mexico State	11/22/1975
Season	481	by 2000 team	

AVERAGE YARDS PER PUNT RETURN

Season	Yds.	by	Year
19.4		by 2018 team	

TOTAL KICKOFF RETURNS

Game	No.	Opponent	Year
12		at Oregon	9/4/2010
Season	70	by 2010 team	

KICKOFF RETURN YARDS

Game	Yds.	Opponent	Year
269		at Fresno State	11/23/2013
Season	1,648	by 2010 team	

AVERAGE YARDS PER KICKOFF RETURN

Season	Yds.	by	Year
27.1*		by 1995 team	

*NCAA leader



Elijah Lilly led UNM in kickoff return average three straight seasons from 2016-18, and he has one of eight 100-yard kickoff returns in Lobo history.



Team Scoring Records

MOST POINTS

Game: 108 Northern Arizona 11/11/1916
Quarter: 38 Southern (2nd) 9/12/2012
Half: 49 San Diego State (1st) 10/18/2008

HIGHEST PER GAME AVERAGE (Season)

	Avg.	Games	Points	Year
1.	36.69	13	477	2016
2.	34.00	11	374	1982
3.	33.42	12	401	1994
4.	32.75	12	393	2013
5.	32.50	12	390	1997
6.	31.00	11	341	1971
7.	30.45	11	335	1993
8.	30.09	11	331	1996
9.	30.07	13	391	2003
10.	29.92	13	389	2015

HIGHEST SEASON POINT TOTAL

	Points	Games	Avg.	Year
1.	477	13	36.69	2016
2.	401	12	33.42	1994
3.	393	12	32.75	2013
4.	391	13	30.07	2003
5.	390	12	32.50	1997
6.	389	13	29.92	2015
7.	374	11	34.00	1982
8.	341	11	31.00	1971
9.	341	14	24.36	2002
10.	335	11	30.45	1993

OPPONENT HIGHEST PER GAME AVERAGE

	Avg.	Games	Points	Year
1.	44.3	12	532	2010
2.	43.3	10	433	1967
3.	43.2	12	518	1988
4.	42.8	12	513	2013
5.	41.7	12	500	2009
6.	40.4	11	444	1987
7.	40.3	10	403	1968
8.	39.4	12	473	1991
9.	37.7	11	415	1985
10.	37.2	12	446	2019

OPPONENT HIGHEST SEASON POINT TOTAL

	Points	Games	Avg.	Year
1.	532	12	44.3	2010
2.	518	12	43.2	1988
3.	513	12	42.8	2013
4.	500	12	41.7	2009
5.	473	12	39.4	1991
6.	446	12	37.2	2019
7.	444	11	40.4	1987
8.	434	12	36.2	2018
9.	433	10	43.3	1967
10.	431	12	35.9	2014
11.	431	12	35.9	2009

MOST POINTS, BOTH TEAMS

	Margin	Score	Site	Date
1.	113	New Mexico State 110, New Mexico 3	Las Cruces	11/24/1917
2.	111	Fresno State 94, New Mexico 17	Fresno, Calif.	10/5/1991
3.	109	Boise State 60, New Mexico 49	Albuquerque	11/8/2014
4.	108	New Mexico 108, Northern Arizona 0	Albuquerque	11/11/1916
5.	108	Colorado State 66, New Mexico 42	Albuquerque	11/16/2013
6.	107	New Mexico 55, New Mexico State 52	Albuquerque	9/21/2019
7.	107	Utah 58, New Mexico 49	Salt Lake City, Utah	11/9/1985
8.	99	Air Force 73, New Mexico 26	Albuquerque	11/14/1987
9.	98	UNLV 56, New Mexico 42	Albuquerque	9/28/2013
10.	96	BYU 49, New Mexico 47	Provo, Utah	9/24/1994
11.	96	New Mexico 57, Utah 39	Albuquerque	11/6/1971
12.	95	Liberty 52, New Mexico 43	Albuquerque	9/29/2018
13.	94	New Mexico 56, Air Force 38	Albuquerque	9/30/2017
14.	92	New Mexico 62, Incarnate Word 30	Albuquerque	9/1/2018
15.	91	New Mexico 56, Wyoming 35	Albuquerque	11/26/2016
16.	91	Nevada-Las Vegas 49, New Mexico 42	Las Vegas, Nev.	9/12/1981
17.	91	Arizona State 63, New Mexico 28	Tempe, Ariz.	11/2/1968

LARGEST MARGIN OF VICTORY

	Margin	Score	Site	Date
1.	108	108-0	Northern Arizona	Albuquerque 11/11/1916
2.	78	78-0	Eastern New Mexico	Albuquerque 9/22/1945
3.	78	78-0	Northern Arizona	Albuquerque 9/23/1950
4.	75	82-7	New Mexico Highlands	Albuquerque 9/29/1923
5.	71	77-6	University of Mexico	Albuquerque 9/17/1960
6.	69	75-6	Montezuma College	Albuquerque 10/15/1923
7.	69	76-7	New Mexico Highlands	Albuquerque 9/29/1934
8.	67	67-0	UTEP	Albuquerque 11/6/1920
9.	66	66-0	Mississippi Valley State	Albuquerque 9/5/2015
10.	64	72-8	Texas State	Albuquerque 8/30/2003
11.	63	70-7	San Diego State	Albuquerque 10/18/2008

LARGEST MARGIN OF DEFEAT

	Margin	Score	Site	Date
1.	107	110-3	New Mexico State	Las Cruces 11/24/1917
2.	83	89-6	Second Army-Air Force	El Paso, Texas 10/14/1944
3.	80	80-0	N.M Military Institute	Roswell, N.M. 11/4/1910
4.	77	94-17	Fresno State	Fresno, Calif. 10/5//1991
5.	72	72-0	Oregon	Eugene, Ore. 9/4/2010
6.	69	69-0	TCU	Ft. Worth, Texas 10/22/2011
7.	65	65-0	BYU	Provo, Utah 10/29/1988
8.	65	72-7	UNLV	Albuquerque 11/1/1980
9.	63	63-0	Texas A&M	College Station, Texas 10/16/1926
10.	63	75-12	UTEP	Albuquerque 10/27/1967
11.	61	68-7	Kansas	Lawrence 10/5/1968

MOST POINTS SCORED IN A ROAD GAME

	Pts.	Opponent	Score	Year
1.	57	UTEP	57-13	11/8/1919
2.	56	New Mexico Highlands	56-0	11/19/1911
3.	56	UTEP	56-7	10/21/1972
4.	56	New Mexico State	56-31	10/22/1994
5.	55	Montana	55-14	10/24/1959

MOST POINTS SCORED IN A GAME

	Pts.	Opponent	Site	Year
1.	108	Northern Arizona	Albuquerque	11/11/1916
2.	82	New Mexico Highlands	Albuquerque	9/29/1923
3.	78	Eastern New Mexico	Albuquerque	9/22/1945
4.	78	Northern Arizona	Albuquerque	9/23/1950
5.	77	U. of Mexico	Albuquerque	9/17/1960
6.	76	New Mexico Highlands	Albuquerque	9/29/1934
7.	75	Montezuma College	Albuquerque	10/15/1923
8.	72	Texas State	Albuquerque	8/30/2003
9.	70	San Diego State	Albuquerque	10/18/2008



Team Scoring Records

MOST POINTS IN A QUARTER (since 1946)

Pts.	Qrt.	Opponent	Site	Year	
1.	38	2nd	Southern	Albuquerque	9/1/2012
2.	33	1st	Northern Arizona	Albuquerque	9/23/1950
33	1st	New Mexico State	Albuquerque	10/9/1948	
4.	29	2nd	UNLV	Las Vegas, Nev.	10/6/2018
5.	28	1st	Boise State	Albuquerque	11/8/2014
28	2nd	San Diego State	Albuquerque	10/18/2008	
28	3rd	Utah	Salt Lake City, Utah	10/25/2003	
28	1st	Utah	Albuquerque	11/26/1977	
28	4th	UTEP	Albuquerque	11/23/1973	
28	2nd	New Mexico State	Albuquerque	9/16/1972	
28	2nd	Utah	Salt Lake City, Utah	9/26/1970	
28	2nd	Arizona State	Tempe, Ariz.	11/19/1966	
28	1st	New Mexico State	Albuquerque	9/15/1962	
28	1st	ULM	Albuquerque	10/22/2016	

MOST POINTS IN A HALF (since 1946)

Pts.	Half	Opponent	Site	Year	
1.	49	1st	San Diego State	Albuquerque	10/18/2008
2.	46	1st	Northern Arizona	Albuquerque	9/23/1950
3.	45	1st	Southern	Albuquerque	9/1/2012
4.	42	2nd	Air Force	Albuquerque	9/30/2017
42	2nd	U. of Mexico	Albuquerque	9/17/1960	
42	2nd	UTEP	Albuquerque	10/20/1973	
7.	41	1st	New Mexico State	Albuquerque	9/16/1972
41	1st	Texas State	Albuquerque	8/30/2003	
9.	40	2nd	New Mexico State	Albuquerque	9/8/1984
10.	38	1st	Mississippi Valley State	Albuquerque	9/5/2015
38	1st	New Mexico State	Albuquerque	9/6/1997	

FEWEST POINTS, BOTH TEAMS (COLLEGES ONLY, ALL-TIME)

Total	Teams	Site	Date	
1.	0	New Mexico 0, NMMI 0	Albuquerque	11/5/1911
0	New Mexico 0, Colorado School of Mines	Albuquerque	10/25/1919	
0	New Mexico 0, NMMI 0	Roswell	11/1/1919	
0	New Mexico 0, Colorado College 0	Colorado Springs	10/3/1925	
0	New Mexico 0, New Mexico State 0	Albuquerque	10/22/1932	
0	New Mexico 0, Arizona State 0	Tempe	10/11/1941	
0	New Mexico 0, Nevada 0	Reno	10/31/1942	
8.	2	NMMI 2, New Mexico 0	Albuquerque	11/22/1930
9.	3	Colorado 3, New Mexico 0	Boulder	10/14/1922
3	New Mexico 3, UTEP 0	El Paso	10/27/1923	

3	New Mexico 3, Arizona 0	Tucson	11/11/1924	
3	New Mexico 3, Colorado State 0	Albuquerque	11/15/1952	
13.	5	New Mexico 5, New Mexico Mines 0	Albuquerque	10/27/1906
5	New Mexico State 5, New Mexico 0	Las Cruces	10/8/1937	
15.	6	Arizona 6, New Mexico 0	Albuquerque	11/30/1911
6	New Mexico 6, New Mexico State 0	Albuquerque	11/24/1921	
6	New Mexico State 6, New Mexico 0	Las Cruces	11/15/1924	
6	Arizona 6, New Mexico 0	Albuquerque	11/23/1929	
6	New Mexico 6, Northern Arizona 0	Albuquerque	10/8/1932	
6	Northern Colorado 6, New Mexico 0	Albuquerque	11/26/1933	
6	Western New Mexico 6, New Mexico 0	Albuquerque	9/26/1936	
6	New Mexico 6, West Texas A&M 0	Albuquerque	10/4/1946	
6	Utah State 6, New Mexico 0	Logan	9/26/1953	
6	Utah State 6, New Mexico 0	Albuquerque	10/2/1954	

FEWEST POINTS, BOTH TEAMS (COLLEGES ONLY, MODERN ERA – POST WWII)

Total	Teams	Site	Date	
1.	3	New Mexico 3, Colorado State 0	Albuquerque	11/15/1952
2.	6	New Mexico 6, West Texas A&M 0	Albuquerque	10/4/1946
6	Utah State 6, New Mexico 0	Logan	9/26/1953	
6	Utah State 6, New Mexico 0	Albuquerque	10/2/1954	
5.	7	UTEP 7, New Mexico 0	El Paso	10/22/1949
7	New Mexico 7, Wyoming 0	Laramie	10/18/1952	
7.	12	Colorado State 9, New Mexico 3	Fort Collins	11/21/1953
8.	13	New Mexico 7, New Mexico State 6	Las Cruces	10/12/1946
13	Drake 13, New Mexico 0	Des Moines	11/13/1948	
13	New Mexico 7, UTEP 6	Albuquerque	10/7/1961	
13	New Mexico 10, Utah 3	Albuquerque	10/28/2000	
12.	14	San Jose State 14, New Mexico 0	Albuquerque	10/15/1955
14	New Mexico 7, Utah 7	Salt Lake City	10/20/1962	
14	New Mexico 14, BYU 0	Provo	10/1/1971	
14	New Mexico 7, Utah 7	Albuquerque	11/7/1981	
14	New Mexico 14, Texas Tech 0	Albuquerque	9/11/1982	
17.	15	New Mexico 8, Drake 7	Albuquerque	11/15/1947
15	New Mexico 9, Colorado 6	Boulder	9/25/1948	
15	San Jose State 15, New Mexico 0	San Jose	10/27/1973	
20.	16	New Mexico 9, Wyoming 7	Albuquerque	11/14/1953
16	Wyoming 9, New Mexico 7	Laramie	10/16/1954	
16	Wyoming 13, New Mexico 3	Laramie	9/24/1960	
16	Utah 16, New Mexico 0	Salt Lake City	9/19/1964	
16	New Mexico 9, Kansas State 7	Albuquerque	11/28/1964	

Largest Comebacks (since 1946)

Deficit	Opponent	Score	Qtr-Time	Final Score	Site (Date)
21	Utah	24-3	2nd-3:27	34-31	Albuquerque / Oct. 19, 2006
21	Texas-El Paso	21-0	2nd-14:29	37-21	El Paso / Nov. 23, 1974
18	Wyoming	21-3	2nd-:25	32-21	Laramie / Oct. 19, 1974
18	Utah	21-3	2nd-8:16	23-21	Albuquerque / Nov. 5, 1994
18	Utah	21-3	1st-2:22	34-28	Salt Lake City / Sept. 26, 1970
17	Wichita State	17-0	2nd-12:24	22-17	Albuquerque / Oct. 15, 1977
15	Utah State	21-6	3rd-12:35	24-21	Logan / Nov. 12, 2016
15	New Mexico State	29-14	3rd-11:40	38-29	Albuquerque / Oct. 3, 2015
15	Texas-El Paso	21-6	4th-13:29	25-21	Albuquerque / Nov. 19, 1994
15	Wyoming	15-0	3rd-:35	19-15	Laramie / Oct. 7, 1978
15	Colorado	15-0	2nd	17-15	Albuquerque / Nov. 12, 1949
14	Air Force	21-7	2nd	28-27	Denver / Nov. 21, 1959
14	Air Force	21-7	2nd-14:02	33-28	Albuquerque / Nov. 27, 1999
14	UNLV	28-14	2nd-10:48	39-36 (OT)	Las Vegas / Oct. 14, 2006
14	Utah	28-14	2nd-6:46	42-35 (2OT)	Albuquerque / Oct. 26, 2002
14	New Mexico State	14-0	1st-11:19	35-24	Las Cruces / Sept. 27, 2008
14	New Mexico State	14-0	1st-10:50	42-25	Las Cruces / Sept. 15, 2018



Individual Scoring Records

TOUCHDOWNS

Game	Score	Date
5	Chuck Hill vs. Northern Arizona	9/23/1950
5	Reginal Johnson vs. Tulsa	11/2/1996
5	DonTrell Moore vs. Wyoming	11/30/2002
5	Richard McQuarley vs. Air Force	9/30/2017
Season	21 DonTrell Moore	2003
Career	59 DonTrell Moore	2002-05

POINTS

Game	32 Reginal Johnson vs. Tulsa	11/2/1996
Season	126 DonTrell Moore	2003
Career	356 DonTrell Moore	2002-05

EXTRA POINTS MADE

Game	10 Eddie Beach vs. U. of Mexico	9/17/1960
Season	61 Jason Sanders	2016
Career	111 Jason Sanders	2014-17
Cons.	82 Jason Sanders	2015-16
	76 Justus Adams	2012-13
	47 Joe Hartshorne	1970-71

EXTRA POINTS ATTEMPTED

Game	10 Milton Price vs. Northern Arizona	9/23/1950
	10 Eddie Beach vs. U. of Mexico	9/17/1960
Season	62 Jason Sanders	2016
Career	112 Jason Sanders	2014-17

FIELD GOALS MADE

Game	5 Bob Berg vs. Fresno State	9/13/1975
	5 Rick Walsh vs. New Mexico State	9/10/1988
	5 Colby Cason vs. SMU	10/4/1997
Season	29 John Sullivan	2007
Career	53 David Margolis	1989-92
Cons.	18 John Sullivan	2007



John Sullivan made a school-record 18 straight field goals on the way to nailing 29 to obliterate the previous record of 21 by Colby Cason.

SEASON FIELD GOALS MADE

FGs	Player	Year
1.	29 John Sullivan	2007
2.	21 Colby Cason	1997
3.	19 Kenny Byrd	2006
4.	18 Bob Berg	1974
	18 Bob Berg	1975
	18 James Aho	2008
7.	17 Vladimir Borombozin	2001
8.	15 David Margolis	1989
	15 Wes Zunker	2003

CAREER FIELD GOALS MADE

FGs	Player	Year
1.	53 David Margolis	1989-92
2.	45 James Aho	2008-11
3.	41 Colby Cason	1995-97
	41 Bob Berg	1973-75
5.	33 Kenny Byrd	2002-06
6.	29 Wes Zunker	2001-04
	29 John Sullivan	2004-07
8.	28 Andrew Shelley	2018-21
9.	27 Vladimir Borombozin	2000-01
10.	25 Jason Sanders	2014-17
	25 Pete Parks	1980-82

CAREER FIELD GOAL ACCURACY

Pct.	Player (FGM-FGA)	Year
1.	82.9 John Sullivan (29-35)	2004-07
2.	81.8 Vladimir Borombozin (27-33)	2000-01
3.	80.5 Kenny Byrd (33-41)	2002-06
4.	75.0 Rick Walsh (18-24)	1987-88
5.	73.7 Andrew Shelley (28-38)	2018-21
6.	73.2 Bob Berg (41-56)	1973-75
7.	71.4 Luke Drzewiecki (20-28)	2022-current
	71.4 Jason Sanders (25-35)	2014-17
9.	70.7 Wes Zunker (29-41)	2001-04
10.	68.3 Colby Cason (41-60)	1995-97
11.	68.2 James Aho (45-66)	2008-11

LONGEST FIELD GOALS

1.	56 Rick Walsh vs. San Diego State	11/19/1988
2.	53 Andrew Shelley at Utah State	10/27/2018
	*53 Jason Sanders at Tulsa	9/23/2017
	53 John Sullivan vs. Nevada	12/22/2007
	53 Rick Walsh at Colorado State	10/24/1987
6.	52 Andrew Shelley at Liberty	9/28/2019
	52 Jason Sanders vs. UTSA	12/17/2016
	52 Kenny Byrd vs. Missouri	9/16/2006
	52 Jason Bloom vs. San Diego State	10/17/1998
	52 Pete Parks vs. New Mexico State	10/23/1982
	**52 Ray Guerette vs. Colorado State	11/13/1954
12.	51 George Steinkamp vs. UTEP	9/17/2022
	51 Jason Sanders vs. Colorado State	10/20/2017
	51 Jason Sanders at Colorado State	11/17/2016
	51 James Aho vs. Wyoming	11/6/2010
	51 Wes Zunker vs. UTEP	9/1/2001
	51 Jason Bloom vs. Hawai'i	10/24/1998
	51 Jim Bibbo at Texas Tech	10/8/1983
19.	50 Wes Zunker at Colorado State	10/30/2004
	50 Jason Bloom at San Diego State	10/11/1997
	50 Nathan Vail at Wyoming	11/12/1994
	50 David Margolis at Texas Tech	9/16/1989
	50 Rick Walsh at New Mexico State	9/10/1988
	50 Alan Moore at UTEP	10/28/1978
	50 Jack Abendschan at Kansas State	11/24/1964

*longest walk-off FG in UNM history

**officially a 42-yard FG but in 1954 NCAA didn't count the 10 yards in the end zone in the official distance.

SEASON PAT

PATs	Player	Year
1.	61 Jason Sanders	2016
2.	49 Justus Adams	2013
3.	45 Pete Parks	1982
4.	43 Zack Rogers	2014
	43 Joe Hartshorne	1971
6.	42 Wes Zunker	2003
7.	40 Colby Cason	1997
	40 Justus Adams	2012
9.	39 Nathan Vail	1994
10.	37 Luke Drzewiecki	2023
	37 Joe Hartshorne	1970



Along with school records for extra points in a season and career and consecutive extra points made, Jason Sanders owns the longest walk-off field goal in school history, a 53-yarder at Tulsa.

CAREER PAT

PATs	Player	Years
1.	111 Jason Sanders	2014-17
2.	100 Colby Cason	1995-97
3.	99 Joe Hartshorne	1969-71
4.	91 Kenny Byrd	2002-06
5.	89 Justus Adams	2010-13
6.	85 David Margolis	1989-92
7.	84 Joe Bibbo	1983-86
8.	83 James Aho	2008-11
9.	80 Wes Zunker	2001-04
10.	76 Andrew Shelley	2018-21

SEASON SCORING (Touchdowns)

TDs	Player	Year
1.	21 DonTrell Moore	2003
2.	18 Jacory Croskey-Merritt	2023
	18 Richard McQuarley	2016
4.	17 DonTrell Moore	2005
5.	16 Terance Mathis	1989
6.	15 DonTrell Moore	2002
	15 Kasey Carrier	2012
8.	14 Teriyon Gipson	2016
	14 Stoney Case	1993
	14 Willie Turrall	1985
	14 Rodney Ferguson	2007

SEASON SCORING (Points)

Pts.	Player	Year
1.	126 DonTrell Moore	2003
2.	117 John Sullivan	2007
3.	110 Richard McQuarley	2016
	108 Jacory Croskey-Merritt	2023
5.	104 DonTrell Moore	2005
6.	103 Colby Cason	1997
7.	98 Terance Mathis	1989
8.	97 Jason Sanders	2016
9.	90 Willie Turrall	1985
	90 DonTrell Moore	2002
	90 Kasey Carrier	2012

CAREER SCORING (Touchdowns)

TDs	Player	Years
1.	59 DonTrell Moore	2002-05
2.	39 Terance Mathis	1985-87, '89
3.	37 Rodney Ferguson	2004-08
4.	36 Jhurrell Pressley	2012-15
5.	34 Teriyon Gipson	2013-16
6.	31 Richard McQuarley	2014-17
	31 Stoney Case	1991-94
	31 Willie Turrall	1982-85
	31 Mike Williams	1975-78
10.	27 Kasey Carrier	2009-13



Individual Scoring Records



David Margolis is second all-time in scoring, but he is the leading scorer among all Lobo kickers all-time.

1953	Bobby Lee	9	0-0	0-0	54	1990	David Margolis	0	25-28	14-18	67
1954	Ray Guerette	2	15-20	1	30	1991	David Margolis	0	17-20	11-23	50
1955	Jerry Apodaca	3	0-0	0-0	18	1992	David Margolis	0	16-21	13-20	55
1956	Phil Spear	6	0-0	0-0	36	1993	Stoney Case	14	0-0	0-0	84
1957	Bob Crandall	4	0-0	0-0	24	1994	Nathan Vail	0	39-43	12-18	75
1958	Don Black	9	2*	0-0	58	1995	Colby Cason	0	25-28	11-18	58
1959	Don Perkins	12	1*	0-0	74	1996	Colby Cason	0	35-37	9-12	62
1960	Jim Cromartie	7	1*	0-0	44		Donald Sellers	10	1*	0-0	62
1961	Bobby Santiago	5	3-3	0-0	33	1997	Colby Cason	0	40-45	21-30	103
1962	Bobby Santiago	11	0-1	0-0	66	1998	Martinez Williams	7	0-0	0-0	42
1963	Bucky Stallings	9	1*	0-0	56	1999	David McKinney	0	27-29	5-14	42
1964	Claude Ward	7	0-0	0-0	42		Brian Urlacher	7	0	0	42
1965	Carl Jackson	10	0-0	0-0	60	2000	Vladimir Borombozin	0	21-25	10-15	51
1966	Sherman Seiders	2	8-10	4-10	32	2001	Vladimir Borombozin	0	31-32	17-18	82
1967	Ace Hendricks	6	0-0	0-0	36	2002	DonTrell Moore	15	0	0	90
1968	David Bookert	11	0-0	0-0	66	2003	DonTrell Moore	21	0	0	126
1969	Joe Hartshorne	0	19-20	8-9	43	2004	Wes Zunker	0	27-28	11-16	60
1970	Sam Scarber	13	0-0	0-0	78	2005	DonTrell Moore	17	1*	0	104
1971	Rocky Long	13	1*	0-0	80	2006	Kenny Byrd	0	31-31	19-23	88
1972	Fred Henry	7	0-0	0-0	42	2007	John Sullivan	0	30-31	29-35	117
1973	Don Woods	11	0-0	0-0	66	2008	Rodney Ferguson	13	0-1	0	78
1974	Bob Berg	0	14-17	18-24	68	2009	James Aho	0	19-21	13-21	58
1975	Bob Berg	0	29-31	18-26	83	2010	James Aho	0	22-22	8-9	46
1976	Mike Williams	11	0-0	0-0	66	2011	James Aho	0	18-18	6-12	36
1977	Jim Haynes	0	22-29	7-14	43	2012	Kasey Carrier	15	0-1	0	90
1978	Alan Moore	0	22-29	14-21	64	2013	Justus Adams	0	49-50	8-12	73
1979	Alan Moore	0	25-26	8-15	49	2014	Jhurell Pressley	12	1*	0	74
1980	Pete Parks	0	22-25	12-20	58	2015	Jhurell Pressley	11	0	0	66
1981	Pete Parks	0	25-27	8-17	49	2016	Richard McQuarley	18	1*	0	110
1982	Pete Parks	0	45-46	5-11	60	2017	Jason Sanders	0	28-28	10-15	58
1983	Joe Bibbo	0	25-25	12-19	61	2018	Andrew Shelley	0	34-39	7-8	55
1984	Willie Turrall	10	0-0	0-0	60	2019	Andrew Shelley	0	25-30	12-16	61
1985	Willie Turrall	14	3*	0-0	90	2020	Bobby Cole	7	0-0	0-0	42
1986	Kevin Burgess	12	1*	0-0	74	2021	Andrew Shelley	0	17-17	9-13	44
1987	Terance Mathis	8	1*	0-0	50	2022	Luke Drzewiecki	0	6-6	10-14	36
1988	Rick Walsh	0	13-14	11-14	46	2023	Jacory Croskey-Merritt	18	0	0	108
1989	Terance Mathis	16	1*	0-0	98						

CAREER SCORING (Points)

	Pts.	Player	Years
1.	356	DonTrell Moore	2002-05
2.	244	David Margolis	1989-92
3.	238	Terance Mathis	1985-87, '89
4.	223	Colby Cason	1995-97
5.	222	Rodney Ferguson	2004-08
6.	218	Jhurell Pressley	2012-15
	218	James Aho	2008-11
8.	204	Teriyon Gipson	2013-16
9.	202	Bob Berg	1973-75
10.	192	Willie Turrall	1982-85

YEAR-BY-YEAR SCORING LEADERS

Year	Player	TD	PAT	FG	TP
1946	Lou Cullen	8	0-0	0-0	48
1947	Bryan Brock	5	0-0	0-0	30
	Rudy Krall	5	0-0	0-0	30
1948	Jerry McKown	4	10-15	0-0	34
1949	Bob Cooke	4	0-0	0-0	24
1950	Chuck Hill	8	3-7	0-0	51
1951	Chuck Hill	10	0-0	0-0	60
1952	Mike Prokopiak	0	13-15	4	25





Walkoffs/Winning or Tying Score in Final Minute (dating back to 1959)

Date	Result	Winning or Tying Score	Time Remaining
11/24/2023	Utah State 44, New Mexico 41 (2OT)	Luke Drzewiecki 22 FG	0:04
10/13/2018	Colorado State 20, New Mexico 18	Wyatt Bryan 26 FG	0:00
9/23/2017	New Mexico 16, Tulsa 13	Jason Sanders 53 FG	0:00
*11/17/2017	UNLV 38, New Mexico 35	Kendal Keys 14 pass from Armani Rogers (Jason Sanders kick)	0:25
*10/17/2015	New Mexico 28, Hawai'i 27	Dameon Gamblin 28 pass from Austin Apodaca (Zack Rogers kick)	0:55
9/20/2014	New Mexico 38, New Mexico State 35	Reece White 5 pass from Lamar Jordan (Zack Rogers kick)	0:27
*9/24/2011	Sam Houston State 48, New Mexico 45 (OT)	Deon Long 20 pass from B.R. Holbrook (James Aho kick)	0:27
*11/6/2010	New Mexico 34, Wyoming 31	James Aho 38 FG	0:00
*9/26/2009	New Mexico State 20, New Mexico 17	Marcus Anderson 4 pass from Jeff Fleming (Kyle Hughes kick)	0:39
11/10/2007	New Mexico 26, Colorado State 23	John Sullivan 43 FG	0:00
10/20/2007	New Mexico 20, San Diego State 17	Rodney Ferguson 6 run (John Sullivan kick)	0:15
10/28/2006	New Mexico 20, Colorado State 19	Kenny Byrd 33 FG	0:00
9/11/2004	New Mexico 27, Texas Tech 24	Wes Zunker 43 FG	0:00
11/8/2003	New Mexico 37, Colorado State 34	Wes Zunker 33 FG	0:00
10/26/2002	New Mexico 42, Utah 35 (2OT)	Casey Kelly 2 run (Kenny Byrd kick)	0:46
10/19/2002	Utah State 45, New Mexico 44 (OT)	Chris Stallworth 32 pass from Jose Fuentes (Dane Kidman kick)	0:00
11/11/2000	UNLV 18, New Mexico 14	Nate Turner 2 pass from Jason Thomas (Dillon Pieffer kick)	0:18
9/19/1998	New Mexico State 28, New Mexico 27	Ryan Shaw 50 pass from Ty Houghtaling (Andy Kohl kick)	0:20
10/17/1998	San Diego State 36, New Mexico 33 (OT)	Jason Bloom 35 FG	0:25
10/10/1998	UTEP 22, New Mexico 19	Keonta Golson 3 pass from Rocky Perez (Ricky Bishop kick)	0:19
11/5/1994	New Mexico 23, Utah 21	Nathan Vail 22 FG	0:32
9/17/1994	SMU 34, New Mexico 31	Brian Berry 7 pass from Ramon Flanigan (Ben Crosland kick)	0:03
11/20/1993	New Mexico 35, UTEP 29	Abe Ghoston 40 pass from Fred Schweer (Winston pass from Schweer)	0:47
9/11/1993	TCU 35, New Mexico 34	Andre Davis 7 run (Davis run)	1:00
*11/2/1991	New Mexico 34, Air Force 32	David Margolis 30 FG	0:57
*9/21/1991	UNLV 23, New Mexico 22	Nick Garriatano 28 FG	0:04
*9/22/1990	Texas Tech 34, New Mexico 32	Lin Elliott 37 FG	0:27
*11/11/1989	Utah 41, New Mexico 39	Wayne Lammie 48 FG	0:12
*9/24/1988	Akron 30, New Mexico 28	Bob Dombroski 31 FG	0:01
*11/12/1988	New Mexico 24, Colorado State 23	Tony Jones 28 pass from Jeremy Leach (no attempt)	0:00
10/29/1983	Colorado State 25, New Mexico 24	Terry Nugent 1 run (Keli McGregor pass from Nugent)	0:00
10/30/1982	New Mexico 20, North Texas 17	Derwin Williams 47 pass from Dave Osborn (kick blocked)	0:28
*11/21/1981	Wyoming 13, New Mexico 12	Craig Johnson 11 run (pass failed)	0:53
10/25/1980	New Mexico 22, UTEP 21	Ricky Martin 61 pass from Roman Gabriel (kick failed)	0:49
11/6/1976	Utah 34, New Mexico 31	Craig Buchi 45 FG	0:59
*11/2/1974	New Mexico 26, New Mexico State 24	Bob Berg 23 FG	0:02
*10/12/1974	New Mexico 13, San Jose State 11	Preston Dennard 7 pass from Steve Myer (pass failed)	0:47
*11/17/1973	New Mexico 23, Wyoming 21	Bob Berg 43 FG	0:00
9/18/1971	New Mexico 13, Texas Tech 10	Joe Hartshorne 33 FG	0:03
11/22/1969	New Mexico 24, New Mexico State 21	Sam Scarber 1 run (Joe Hartshorne kick)	0:41
10/21/1961	Arizona 22, New Mexico 21	Joe Hernandez 3 run (Bobby Thompson pass from Eddie Wilson)	0:48

*denotes home game

BOLD denotes New Mexico scored in last minute to win/tie/send to overtime



Punting Records

PUNTS			
Game	17	A. L. Terpening vs. Montana	11/22/1952
Season	93	Bobby Ferguson	1981
Career	276	Tyler Gaus	2002-05
Long	84	Tyson Dyer at Air Force	11/10/2018
	81	Bob Crandall vs. Colorado State	11/15/1958
	80	Corey Bojorquez at Colorado State	11/19/2016
	79	Jim Haynes vs. BYU	10/3/1975
	79	A. L. Terpening vs. Wyoming	10/18/1952
	78	Corey Bojorquez vs. Colorado State	10/20/2017
	78	Cort Moffitt vs. Texas Tech	8/26/2000
	77	Corey Bojorquez vs. New Mexico State	9/9/2017
	75	Corey Bojorquez at Wyoming	10/27/2017
AVERAGE			
Game	54.2	Ron Keller vs. Colorado State	10/29/1983 (6 for 325 yards)
Season	47.3	Corey Bojorquez	2017 (67 for 3,170 yards)
Career	45.1	Corey Bojorquez	2016-17 (116 for 5,237 yards)



Tyson Dyer unloaded an 84-yard punt at Air Force that pinned the Falcons at the 1-yard line and led to a Lobo touchdown one play later. It was tied for the longest punt over a 6-year period in the FBS.

YEAR-BY-YEAR LEADERS

Year	Player	No.	Yards	Avg.
1946	Lou Cullen	22	956	43.4
1947	Bryan Brock	46	1,520	33.0
1948	Jerry McKown	31	868	28.0
1949	Jerry McKown	64	2,424	37.8
1950	Manny Oroscio	51	1,814	35.6
1951	Bobby Arnett	55	2,184	39.7
1952	A. L. Terpening	54	2,036	37.7
1953	A. L. Terpening	31	1,230	39.7
1954	A. L. Terpening	41	1,869	45.6*
1955	Jerry Lott	31	1,161	37.5
1956	Jerry Lott	33	1,347	40.8
1957	Buster Quist	24	877	36.5
1958	Bob Crandall	23	867	37.7
1959	Bob Crandall	45	1,709	37.9
1960	Mike Bright	34	1,188	34.9
1961	Dick Fitzsimmons	39	1,569	40.2
1962	Dick Fitzsimmons	41	1,679	40.9
1963	Morey Carpenter	42	1,541	36.7
1964	Dave Shetler	41	1,429	34.8
1965	Dave Shetler	63	2,089	39.4
1966	Dennis Good	69	2,675	38.8
1967	Jack Holler	73	2,552	35.0
1968	John Lennon	78	3,025	38.8
1969	Jay Morrison	66	2,648	40.1
1970	Jay Morrison	57	2,119	37.2
1971	Bruce Boone	57	1,886	33.9
1972	Chris Fields	66	2,587	39.2
1973	Steve Bauer	61	2,699	44.2
1974	Steve Bauer	70	2,857	40.8
1975	Jim Haynes	53	2,048	38.6
1976	Scott Grady	65	2,220	34.2
1977	Max Hudspeth	69	2,676	38.8

1978	Max Hudspeth	59	2,316	39.3
1979	Bill Turner	83	3,315	39.9
1980	David Hood	46	1,889	41.1
1981	Bob Ferguson	93	3,619	38.9
1982	Bob Ferguson	67	2,834	42.3
1983	Ron Keller	69	2,937	42.6
1984	Ron Keller	68	2,839	41.8
1985	Ron Keller	56	2,361	42.2
1986	Ron Keller	60	2,600	43.3
1987	Steve Albrecht	77	3,217	41.8
1988	Rick Walsh	82	3,329	40.6
1989	Steve Albrecht	65	2,605	40.1
1990	Troy Rossean	79	3,314	42.0
1991	Troy Rossean	66	2,653	40.2
1992	Mike Nesbitt	50	2,031	40.6
1993	Mike Nesbitt	53	2,387	45.0
1994	Coby Mansell	45	1,818	40.4
1995	Coby Mansell	26	1,039	40.0
1996	Jason Bloom	46	2,001	43.5
1997	Jason Bloom	48	2,095	43.7
1998	Jason Bloom	75	3,134	41.8
1999	Cort Moffitt	60	2,220	37.0
2000	Cort Moffitt	86	3,411	39.7
2001	Vladimir Borombozin	72	2,819	39.2
2002	Tyler Gaus	79	3,202	40.5
2003	Tyler Gaus	71	2,798	39.4
2004	Tyler Gaus	74	2,979	40.3
2005	Tyler Gaus	52	2,117	40.7
2006	Jordan Scott	70	2,815	40.2
2007	Jordan Scott	74	3,001	40.6
2008	Adam Miller	58	2,310	39.8
2009	Adam Miller	64	2,819	44.0
2010	Ben Skaer	85	3,442	40.5
2011	Ben Skaer	73	2,896	39.7
2012	Ben Skaer	54	2,368	43.9
2013	Ben Skaer	47	2,152	45.9
2014	Zack Rogers	56	2,384	42.6
2015	Zack Rogers	68	2,839	41.8
2016	Corey Bojorquez	49	2,067	42.2
2017	Corey Bojorquez	67	3,170	47.3
2018	Tyson Dyer	74	3,278	44.3
2019	Tyson Dyer	59	2,718	46.1
2020	Tyson Dyer	34	1,372	40.4
2021	Aaron Rodriguez	81	3,466	42.8
2022	Aaron Rodriguez	81	3,578	44.2
2023	Aaron Rodriguez	52	2,204	42.4



Corey Bojorquez was a finalist for the Ray Guy Award in 2017 after a season in which he averaged 47.3 yards per punt. Bojorquez owns the single-season and career punting average records.

SEASON PUNTING AVERAGE

	Year	No.	Yards	Avg.	
1.	Corey Bojorquez	2017	67	3,170	47.3
2.	Tyson Dyer	2019	59	2,718	46.1
3.	Ben Skaer	2013	47	2,152	45.9
4.	A.L. Terpening	1954	41	1,869	45.6*
5.	Mike Nesbitt	1993	53	2,387	45.0
6.	Tyson Dyer	2018	74	3,278	44.3
7.	Steve Bauer	1973	61	2,699	44.2
8.	Aaron Rodriguez	2022	81	3,578	44.2
9.	Adam Miller	2009	64	2,819	44.0
10.	Ben Skaer	2012	54	2,368	43.9

CAREER PUNTING AVERAGE (100 punts)

	Years	No.	Yards	Avg.	
1.	Corey Bojorquez	2016-17	116	5,237	45.15
2.	Tyson Dyer	2018-20	133	5,996	44.12
3.	Aaron Rodriguez	2021-present	214	9,248	43.21
3.	Mike Nesbitt	1992-93	103	4,418	42.89
4.	Jason Bloom	1995-98	181	7,743	42.78
5.	Ron Keller	1983-86	252	10,737	42.60
6.	Steve Bauer	1973-74	131	5,556	42.41
7.	Zack Rogers	2012-15	124	5,223	42.12
8.	Adam Miller	2008-09	122	5,129	42.04
9.	Ben Skaer	2010-13	259	10,858	41.93

Team Punting:

PUNTS

Game	No.	Opponent	Year
17		vs. Montana	11/22/1952
94		by 1981 team	

GROSS AVERAGE

Game	Avg.	Opponent	Year
57.7		vs. Colorado State (3-173 yards)	10/20/2017
(5 or more)	54.2	vs. Colorado State (6-325 yards)	10/29/1993
Season	47.3	by 2017 team (67-3,170)	

NET AVERAGE

Game	Avg.	Opponent	Year
64.6		vs. Colorado State (3-194 yards)	10/20/2017
Season	42.1	by 2019 team (60-2,527 yards)	



Team Tackle Records

SACKS, UNM

No.	Opponent	Year
9	vs. Utah	11/12/2005
9	vs. Wyoming	11/30/2002
9	vs. UTEP	9/1/2001
9	vs. BYU	9/6/1980
53	in 1982	
51	in 1981	
50	in 2000	
46	in 1978	
45	in 1983	

SEASON TACKLES FOR LOSS (includes sacks)

No.	Player	Year
1.	24.0 Charlie Baker	1978
2.	22.0 Johnnie Jackson	1982
3.	21.0 Robert Rumbaugh	1977
	21.0 Johnny Jackson	1981
	21.0 Jesse Becton	1992
6.	20.0 Charlie Baker	1979
	20.0 Steve Vaipulu	1990
	20.0 Gary Davis	2001
9.	19.0 John Wingate	1994
10.	18.5 Joey Noble	2021

CAREER TACKLES FOR LOSS (includes sacks)

No.	Player	Years
1.	68.0 Johnny Jackson	1981-84
2.	64.0 Charlie Baker	1977-79
3.	53.0 John Bell	1987-90
4.	44.0 Robert Rumbaugh	1976-78
5.	39.0 Jimmie Carter	1980-83
6.	38.0 Michael Tuohy	2004-07
7.	38.5 Nick Speegle	2001-04
8.	36.0 Robin Cole	1973-76
	36.0 Blake Irwin	1994-97
10.	34.5 Daniel Kegler	2001-03
	34.5 D.J. Renteria	2000-03

TACKLE FOR LOSS (Year-by-year; includes sacks)

Year	Name	No.
1977	Robert Rumbaugh	21.0
1978	Charlie Baker	24.0
1979	Charlie Baker	20.0
1980	Bob Shupryt	17.0
1981	Johnny Jackson	21.0
1982	Johnny Jackson	22.0
1983	Johnny Jackson	13.0
1984	Johnny Jackson	12.0
1985	Bob Umdenstock	15.0
1986	Phillip Vaughan	10.0
1987	Brian McCabe	13.0
1988	John Bell	14.0
1989	John Bell	17.0
1990	Steve Vaipulu	20.0
1991	Kim McCall/Alex Stowell	9.0
assisted sacks begin to be credited as a half sack (0.5)		
1992	Jesse Becton	21.0
1993	Buddy Billingsley	18.0
1994	John Wingate	19.0
1995	Corbin Epps	14.0
1996	Blake Irwin	14.0
1997	Ryan Taylor	17.0
1998	Jason Purvis	13.0
1999	Mike Barnett	10.0
2000	Mike Barnett	17.0
2001	Gary Davis	20.0
2002	Daniel Kegler	16.0
assisted TFLs begin to be credited as a half TFL (0.5)		
2003	Zach Rupp	17.0

2004	Fola Fashola	14.5
2005	Cody Kase	11.5
2006	Tyler Donaldson/Michael Tuohy	9.0
2007	Tyler Donaldson	15.5
2008	Herbert Felder	12.5
2009	Johnathan Rainey	15.5
2010	Spencer Merritt	6.5
2011	Carmen Messina	12.5
2012	Jacori Greer/Matt Raymer	8.0
2013	Brett Bowers	9.0
2014	Brett Bowers	9.5
2015	Maurice Daniels	12.5
2016	Nik D'Avanzo	9.0
2017	Jake Rothschilder/Austin Ocasio/ Kene Okonkwo	6.0
2018	Rhashaun Epting	8.5
2019	Alexander Vainikolo	11.5
2020	Joey Noble	5.0
2021	Joey Noble	18.5
2022	Cody Moon	9.5
2023	Kyler Drake	6.0

SACKS IN A GAME, UNM

Sacks	Opponent	Year
1.	9 BYU	9/6/1980
	9 UTEP	9/1/2001
	9 Wyoming	11/30/2002
	9 at Utah	11/12/2005
5.	8 vs. Fresno State	12/12/2020
6.	7 New Mexico State	10/3/2015
	6 Idaho State	9/5/1998
7.	6 New Mexico State	9/17/2005
	6 at New Mexico State	9/9/2006
	6 Wyoming	11/29/2014
	6 Mississippi Valley State	9/5/2015

MOST SACKS IN A SEASON, UNM (SINCE 1977)

No.	Year
1.	53 1982
2.	51 1981
3.	50 2000
4.	46 1978
5.	45 1983
6.	43 1990
7.	42 2004
8.	40 1992
9.	39 2003
10.	38 1977
	38 2002

TACKLES FOR LOSS, UNM, GAME

Sacks	Opponent	Year
1.	13 Mississippi Valley State	9/5/2015
2.	12 Colorado State	11/10/2007
3.	11 UNLV	11/24/2007
	11 New Mexico State	10/3/2015
	11 Air Force	9/30/2017
	11 vs. Fresno State	12/12/2020
7.	10 at Utah	11/12/2005
	10 at Colorado State	10/28/2006
	10 New Mexico State	9/26/2009
	10 at Texas Tech	10/3/2009
	10 Wyoming	11/29/2014
	10 at Wyoming	9/26/2015
	10 at Boise State	11/14/2015
	10 Houston Baptist	9/2/2021
	10 at Colorado State	11/25/2022
	10 at Nevada	10/28/2023

TACKLES FOR LOSS IN A SEASON, UNM (SINCE 2000)

No.	Year
1.	90 2007
2.	83 2015
3.	74 2005
4.	73 2009
5.	72 2016
6.	68 2008
	68 2014
8.	66 2006
	66 2012
	65 2018



Individual Tackle Records



Brian Urlacher's 178 tackles in 1998 topped the previous record of 176 by David Thompson that had stood for 22 years. Urlacher's 154 tackles the next year are good for sixth on the single-season list.

SEASON TACKLES

No.	Player	Year
1.	178 Brian Urlacher (FS)	1998
2.	176 Dave Thompson (LB)	1976
3.	162 Mike Forrest (LB)	1978
4.	162 Carmen Messina (LB)	2009
5.	157 Houston Ross (LB)	1970
6.	154 Brian Urlacher (FS)	1999
7.	152 Johnny Jackson (LB)	1981
8.	151 Ray Wilson (FS)	1993
9.	150 Houston Ross (LB)	1969
10.	148 Tuli Mateialona (LB)	1993

CAREER TACKLES

No.	Player	Years
1.	483 Johnny Jackson (LB)	1981-84
2.	474 Blake Irwin (LB)	1994-97
3.	454 Carmen Messina (LB)	2008-11
4.	442 Brian Urlacher (LB/FS)	1996-99
5.	406 Robin Cole (DE)	1973-76
6.	403 Dakota Cox (LB)	2013-16
7.	394 Dave Thompson (LB)	1974-76
8.	389 Jimmie Carter (DE)	1980-83
9.	371 Houston Ross (LB)	1969-71
10.	362 Mike Forrest (LB)	1976-79
11.	353 Charlie Baker (DE)	1976-79
12.	342 Daniel Johnson (LB)	1993-96
13.	335 Ray Hornfeck (S)	1981-84
14.	328 Herm Fredenberg (LB)	1969-71
15.	319 Randy Rich (S)	1972-75
16.	317 Nick Speegle (LB)	2001-04
17.	316 Scott McGarrahan (S)	1994-97
18.	316 Billy Austin (S)	1994-97
19.	302 John Bell (DT)	1987-90
20.	301 Robert Rumbaugh (DT)	1974-76


TACKLES (Year-by-Year)

Year	Player	No.
1965	Paul Smith	83
1966	Paul Smith	81
1967	Paul Smith	95
1968	Scotty Oliver	72
1969	Houston Ross	150
1970	Houston Ross	157
1971	Herm Fredenberg	132
1972	Pat Rogers	111
1973	Randy Rich	111
1974	Robin Cole	96
1975	Robin Cole	101
1976	Dave Thompson	176
1977	Charlie Baker	135
1978	Mike Forrest	162
1979	Mike Forrest	113
1980	Bob Shupryt	112
1981	Johnny Jackson	152

1982	Johnny Jackson	127
1983	Johnny Jackson	117
1984	Brent Henson	105
1985	Donny Gassoway	101
1986	Tom Cole	124
1987	Kirk Allen	92
1988	John Bell	90
1989	Nate Morris	109
1990	Nate Morris	112
1991	Kim McCall	115
1992	Calvin Carr	101
1993	Ray Wilson	151
1994	Blake Irwin	131
1995	Daniel Johnson	120
1996	Blake Irwin	118
1997	Blake Irwin	108
1998	Brian Urlacher	178
1999	Brian Urlacher	154
2000	Mike Barnett	83
2001	Gary Davis	100
2002	Charles Moss	105
2003	Daniel Gawronski/Billy Strother	100
2004	Fola Fashola	97
2005	Mike Mohoric	85
2006	Quincy Black	114
2007	Ian Clark	79
2008	Clint McPeck	105
2009	Carmen Messina	162
2010	Carmen Messina	115
2011	Carmen Messina	142
2012	Dallas Bollema	89
2013	Dakota Cox	99
2014	Dakota Cox	116
2015	Dakota Cox	97
2016	Dakota Cox	91
2017	Jake Rothschilder	76
2018	Stanley Barnwell, Jr.	76
2019	Alex Hart	82
2020	Brandon Shook	60
2021	Jerrick Reed II	89
2022	Cody Moon	105
2023	Alex Marencio	66

SACKS, GAME

No.	Player	Year
4	John Bell vs. Akron	9/24/1988
4	Michael Tuohy vs. New Mexico State	9/9/2006



Robin Cole recorded 17.0 sacks in just a 10-game season, and it still stands on one of UNM's longest-standing records.

SEASON SACKS

No.	Player	Year
1.	17.0 Robin Cole	1975
2.	15.0 Johnny Jackson	1982
3.	14.5 Jesse Becton	1992
4.	14.0 Johnny Jackson	1981
5.	13.0 Bob Shupryt	1980

6.	12.0 Charlie Baker	1978
7.	12.0 Steve Vaipulu	1990
8.	11.0 Ryan Taylor	1997
9.	9.5 Brian Johnson	2000
10.	9.5 Johnathan Rainey	2009

CAREER SACKS

No.	Player	Years
1.	44.0 Johnny Jackson	1981-84
2.	36.0 Robin Cole	1973-76
3.	30.0 Charlie Baker	1977-79
4.	30.0 John Bell	1987-90
5.	20.5 Michael Tuohy	2004-07
6.	20.0 Jimmie Carter	1980-83
7.	19.0 John Wingate	1994-97
8.	17.0 Robert Rumbaugh	1977-79
9.	16.0 Daniel Kegler	2001-03
10.	15.5 Jesse Becton	1991-92

SACKS (Year-By-Year)

Year	Player	No.
1972	Steve Bradshaw	7.0
1973	Don Hubbard	5.0
1974	Robin Cole	9.0
1975	Robin Cole	17.0
1976	Robin Cole	7.0
1977	Charlie Baker	9.0
1978	Charlie Baker	12.0
1979	Charlie Baker	9.0
1980	Bob Shupryt	13.0
1981	Johnny Jackson	14.0
1982	Johnny Jackson	15.0
1983	Johnny Jackson	7.0
1984	Johnny Jackson	8.0
1985	Bob Umdenstock	5.0
1986	Phillip Vaughan	4.0
1987	Torry Edwards	8.0
1988	John Bell	10.0
1989	John Bell	8.0
1990	Steve Vaipulu	12.0
1991	Steve Green	5.0
1992	Jesse Becton	14.5
1993	Buddy Billingsley	7.0
1994	John Wingate	8.0
1995	Corbin Epps	6.0
1996	Chris Carroll	6.0
1997	Ryan Taylor	11.0
1998	Jason Purvis	5.0
1999	Casey Tisdale	6.5
2000	Brian Johnson	9.5
2001	Gary Davis	8.0
2002	Daniel Kegler	7.0
2003	Daniel Kegler	7.5
2004	Fola Fashola	8.0
2005	Cody Kase	5.5
2006	Tyler Donaldson	5.0
2007	Michael Tuohy	6.0
2008	Herbert Felder	7.5
2009	Johnathan Rainey	9.5
2010	Jaymar Latchison	2.0
2011	Carmen Messina	3.0
2012	Jacori Greer	5.0
2013	Brett Bowers	6.0
2014	Nik D'Avanzo	4.5
2015	Maurice Daniels	5.5
2016	Garrett Hughes	6.5
2017	Emmanuel Joseph	2.5
2018	Rhashaun Epting	5.5
2019	Jacobi Hearn	6.0
2020	Joey Noble	4.0
2021	Joey Noble	6.5
2022	Cody Moon	4.5
2023	Kyler Drake	3.5



Interception & PBU Records

INTERCEPTIONS - TEAM

No.	Opponent	Year
Game 5	at New Mexico State	9/15/2018
5	at San Diego State	10/28/2003
5	at San Diego State	10/12/1991
5	at Memphis	11/22/1986
5	at Montana	10/24/1959
5	vs. Colorado State	11/25/1952
5	at Wyoming	10/18/1950
5	vs. Kansas State	11/23/1946
Season 28	by 1970 team	

INTERCEPTION YARDS - TEAM

Yds.	Opponent	Year
Game 148	at New Mexico State	9/15/2018
Season 381	by 1964 team	

INTERCEPTIONS FOR TOUCHDOWNS - TEAM

TDs	Opponent	Year
Game 2	vs. Wyoming	10/6/2001
Season 4	by 1982 and 2006 teams	

INTERCEPTIONS - INDIVIDUAL

No.	Opponent	Year
Game 4	Sharay Fields vs. New Mexico State	9/29/1979
3	Gabriel Fulbright vs. San Diego State	10/18/2003
3	Jay Morrison vs. San Jose State	11/1/1969
3	Eddie Stokes vs. Montana	10/26/1963
3	Chuck Roberts vs. Montana	10/24/1959
Season 10	Sharay Fields	1979
Career 15	Jay Morrison	1969-70
15	Randy Rich	1972-75

YARDS

Yds.	Opponent	Year
Game 102	Mark Koskovich vs. New Mexico State	1978
Season 172	Stan Quintana	1964
Career 232	Stan Quintana	1963-65

INTERCEPTIONS (Season)

No.	Player	Year
1.	10 Sharay Fields	1979
2.	9 Jay Morrison	1969
3.	7 Max Hudspeth	1976
7	Doug Smith	1978
5.	6 Chuck Roberts	1959
6	Jay Morrison	1970
6	Ron Wallace	1973
6	Randy Rich	1975
6	Ramos McDonald	1996
6	Stephen Persley	2001
6	Brandon Payne	2004

INTERCEPTIONS (Career)

No.	Player	Year
1.	15 Jay Morrison	1969-70
15	Randy Rich	1972-75
3.	14 Sharay Fields	1978-80
14	Gabriel Fulbright	2002-05
5.	12 Chuck Roberts	1957-59
12	Ron Wallace	1973-75
12	Max Hudspeth	1974-77
8.	11 Larry White	1951-54
11	Ray Hornfeck	1981-84
11	Ramos McDonald	1996-97

INTERCEPTIONS (year-by-year)

1946	Bryan Brock/Fred Doar/Rudy Krall
1947	Bryan Brock/Virgil Boteler
1948	Five with
1949	Six with
1950	Bucky Brandenburg
1951	William Kaiser
1952	Larry White
1953	Larry White
1954	Joe Lynch
1955	Apodaca/Hughes/Pribble
1956	Dick Pribble
1957	Chuck Roberts
1958	Chuck Roberts
1959	Chuck Roberts
1960	Jim Cromartie
1961	Jay McNitt
1962	Cromartie/Hampton/Jensen/Ottmann
1963	Chuck Kelly/Eddie Stokes
1964	Stan Quintana
1965	Stan Quintana/Charles Harrison
1966	John Pautsch
1967	Rick Matthes
1968	Ace Hendricks/Dennis Bryant
1969	Jay Morrison
1970	Jay Morrison
1971	Fred Ratzlaff
1972	Randy Rich
1973	Ron Wallace
1974	Randy Rich
1975	Randy Rich
1976	Max Hudspeth
1977	Max Hudspeth
1978	Doug Smith
1979	Sharay Fields
1980	Sharay Fields/Tracy Mount
1981	Bell/J. Johnson/Sedillo/Simpson
1982	Ray Hornfeck
1983	Steve Sauter
1984	Ray Hornfeck/Nick Johnson
1985	Apodaca/Henson/Reina/Stevenson/
	Umdenstock
1986	Thomas Crum
1987	Troy Clewis
1988	Darius Harris
1989	Donald Levingston
1990	Mike Good
1991	Eric Jack
1992	Becton/Butler/Martin/Mateialona/McKinley/
	Wilson
1993	Eric Jack
1994	Art Celestine
1995	Celestine/Johnson/McGarrahan
1996	Ramos McDonald
1997	Ramos McDonald
1998	Walter Bernard/Chad Smith
1999	Rantie Harper
2000	Walter Bernard
2001	Stephen Persley
2002	Charles Moss/Brandon Ratcliff
2003	Gabriel Fulbright/Brandon Ratcliff
2004	Brandon Payne
2005	Gabriel Fulbright
2006	DeAndre Wright
2007	DeAndre Wright
2008	Glover Quin
2009	Nathan Enriquez
2010	Bubba Forrester
2011	Dante Caro/Zach Dancel/Carmen Messina
2012	Destry Berry/Dallas Bollema
2013	Tevin Newman/Dante Caro/Dallas Bollema/

3	2014	SaQwan Edwards	1
3	2015	Cranston Jones	3
2	2016	Cranston Jones	4
1	2017	Austin Ocasio/Ryan Santos	2
4	2018	Jacob Girgle	2
5	2019	Marcus Hayes/Evahelotu Tohi	2
5	2020	Erin Austin/De'John Rogers/Jerrick Reed II/	2
2	2021	Alex Hart	2
3	2022	Jerrick Reed II	4
2	2023	Tavian Combs/Ronald Wilson	2
2		Ronald Wilson/A.J. Haulcy	2
3		Jermarius Lewis	3

INTERCEPTION RETURNS (Longest)

Yds.	Player	Year
1.	100 Bob Johnson vs. Wyoming	10/19/1974
2.	99 Ray Hornfeck vs. Air Force	10/2/1982
2.	99 Brian Brazier vs. UTEP	11/23/1996
4.	95 M. Nelson vs. Montezuma College	10/6/1928
5.	94 Bill Pegue vs. New Mexico State	10/7/1950
6.	91 Jake Rothschilder vs. Abilene Christian	9/2/2017
7.	90 Gene Brock vs. UTEP	10/23/1948
8.	90 Stan Quintana vs. Wyoming (no TD)	10/31/1964
9.	88 Quincy Black vs. BYU	10/18/2006
10.	85 Poe Corn vs. New Mexico Mines	10/18/1930

PASSES BROKEN UP (SEASON)

No.	Player	Year
1.	17 Brandon Payne	2004
2.	16 George Oakes	1972
3.	14 Eric Jack	1993
7	14 Steve Bradshaw	1973
4	13 Marcus McDavid	1998
6.	12 Glover Quin	2006
10	12 Stephen Persley	2000
12	Larry Dibbles	1971
9.	11 Jerrick Reed II	2022
11	D'Angelo Ross	2017
11	Nias Martin	2016
11	Destry Berry	2012
11	Glover Quin	2008
11	Stephen Persley	2001
11	Tim Westcott	1977

PASSES BROKEN UP (CAREER)

No.	Player	Year
1.	32 Donte Martin	2018-23
2.	31 Glover Quin	2006-08
3.	29 Stephen Persley	1998-01
4.	28 Steve Bradshaw	1971-73
3.	28 Eric Jack	1990-93
3.	26 Ray Hornfeck	1981-84
1.	25 Walter Bernard	1997-00
6	25 DeAndre Wright	2005-08
9.	22 Jerrick Reed II	2019-22
10.	21 Billy Austin	1994-97
3	21 Brandon Payne	2003-04
12.	19 George Oakes	1970-72
6	19 Max Hudspeth	1974, '76-78
3	19 James Bell	1978-79, '81
4	19 Marcus McDavid	1996-99
6	19 Blake Ligon	2005-08

PASSES BROKEN UP (Year-by-Year)

3	1967	Joe Presente	8
5	1968	William Shaw	6
2	1969	Rod Wallace	5
2	1970	Houston Ross	7
1	1971	Larry Dibbles	12
3	1972	George Oakes	16
1973	Steve Bradshaw	14	



Miscellaneous Records

1979	Bell/Fields	6
1980	Frank Sedillo	5
1981	Frank Sedillo	9
1982	Ray Hornfeck	10
1983	Nick Johnson	7
1984	Wendell Jones	5
1985	Anthony Stevenson	10
1986	Bob Umdenstock	10
1987	Danny Lara	6
1988	Darius Harris	7
1989	Jon Thompson	5
1990	Nate Morris	9
1991	Eric Jack	6
1992	Eric Jack	4
1993	Eric Jack	14
1994	Art Celestine	8
1995	Scott McGarrahan	7
1996	Davis/McGarrahan/Stanton	5
1997	Billy Austin	7
1998	Marcus McDavid	13
1999	Walter Bernard/Brian Urlacher	7
2000	Stephen Persley	12
2001	Stephen Persley	11
2002	David Crockett	7
2003	Gabriel Fulbright	6
2004	Brandon Payne	17
2005	Quincy Black	5
2006	Glover Quin	12
2007	DeAndre Wright	9
2008	Glover Quin	11
2009	Frankie Solomon	6
2010	Spencer Merritt	7
2011	Destry Berry	5
2012	Destry Berry	11
2013	David Guthrie/Cranston Jones	5
2014	SaQwan Edwards	9
2015	Nias Martin	6
2016	Nias Martin	11
2017	D'Angelo Ross	11
2018	D'Angelo Ross/Jalin Burrell/Bijon Parker	6
2019	De'John Rogers	10
2020	Jerrick Reed II/Patrick Peek/Donte Martin	3
2021	Jerrick Reed II/Donte Martin	7
2022	Jerrick Reed II	11
2023	Zach Morris	10

FEWEST POINTS ALLOWED		
	Tot.	Year
Season	24	in 8 games 1927

FEWEST FIRST DOWNS ALLOWED (ALL-TIME)		
	FDs	Year
Game	0	by Montezuma College 10/11/1924
Season	82	by 1940 team

FEWEST FIRST DOWNS ALLOWED (MODERN ERA SINCE 1959)		
	FDs	Year
Game	4	by UTEP 10/6/1962
Season	116	by 1962 team 10 games
	123	by 1964 team 11 games
	184	by 1984 team 12 games
	229	by 2007 team 13 games

FEWEST RUSHING ATTEMPTS BY AN OPPONENT		
	Atts.	Year
Game	15	Hawai'i (at UNM) 10/21/2023
Season	348	by 1941 team

RUSHING YARDS BY AN OPPONENT		
	Tot.	Year
Game	-96	by BYU (at UNM) 11/14/1970
Season	931	by 2001 team

LOWEST RUSHING AVERAGE BY AN OPPONENT		
	Avg.	Year
Game	-5.3	BYU (at UNM) 11/14/1970 (18 att., -96 yards)
Season	2.4	by 1952 team
	2.51	by 2001 team (modern era record)

RUSHING AVERAGE PER GAME BY AN OPPONENT, SEASON		
	Avg.	Year
Season	86.1	by 2003 team (5th in NCAA) 2003 (1,119 yards in 13 games)

FEWEST PASS COMPLETIONS BY AN OPPONENT		
	No.	Year
Game	0	four times; last by Montana (at UNM) 11/17/1962
Season	44	by 1948 team

FEWEST PASS ATTEMPTS BY AN OPPONENT		
	No.	Year
Game	1	by Utah State 10/15/1960
Season	113	by 1948 team

FEWEST PASSING YARDS BY AN OPPONENT		
	No.	Year
Game	0	six times; last by Rice (at UNM) 10/18/1997
Season	568	by 1962 team

FEWEST TD PASSES BY AN OPPONENT		
	No.	Year
Season	3	1947, 1952 and 1962

LOWEST PASS COMPLETION PCT. BY AN OPPONENT		
	Pct.	Year
Season	.374	49 of 131 1941
	.380	62 of 162 (modern era record) 1962

FEWEST TOTAL PLAYS BY AN OPPONENT		
	TPs	Year
Game	34	Northern Arizona 9/21/1946
Season	479	by 1941 team
	460	by 2020 team (CoVID shortened)
	561	by 1962 team

PER PLAY AVERAGE BY AN OPPONENT		
	Avg.	Year
Game	1.1	UTEP 11/12/1983
Season	3.3	by 1952 team
	3.70	by 1962 team (modern era record)
Per Game, Season	204.3	by 1940 team
	207.3	by 1962 team (modern era record)

PUNTS BLOCKED		
	Blk.	Year
Season	5	2000
	4	2001
	3	1940, 1948 and 1979

SAFETIES BY UNM		
	No.	Year
Game	1	many times, last vs. New Mexico State 10/3/2015
Season	3	2002

MOST FUMBLES BY UNM		
	No.	Year
Game	10	vs. Wyoming 10/18/1952
Season	51	by 1972 team

OPPONENT FUMBLES		
	No.	Year
Game	10	by Arizona State 11/2/1968
Season	45	1954

OPPONENT FUMBLES LOST		
	No.	Year
Game	6	by Hawai'i 10/8/1994
	6	by BYU 10/31/1981
	6	by Utah State 9/29/1956
	6	by UTEP 10/22/1949
Season	27	1954

MOST PUNTS BY OPPONENT		
	No.	Year
Game	13	four times, last - UTEP 11/12/1983
Season	91	1952

LOWEST UNM PUNTING AVERAGE		
	Avg.	Year
Game	19.4	by Montana 11/6/1954 (5 for 97)
Season	32.9	1956

LONGEST UNBEATEN STREAK		
13	Nov. 13, 1926 - Oct. 6, 1928	(11 wins, 2 ties)

LONGEST WINNING STREAKS		
7	Nov. 5, 1927 - Oct. 6, 1928	
7	Oct. 16, 1982 - Sept. 3, 1983	
7	Nov. 5, 1983 - Sept. 29, 1984	
7	Nov. 23, 1996 - Oct. 11, 1997	
6	six times; last Oct. 10, 1970 - Nov. 14, 1970	

LONGEST WINNING STREAK, HOME GAMES		
12	Oct. 2, 1926 - Oct. 13, 1928	

LONGEST WINNING STREAK, ROAD GAMES		
6	Nov. 14, 1981 - Nov. 6, 1982	
4	Oct. 2, 1964 - Nov. 20, 1964	
4	Sept. 16, 1978 - Nov. 4, 1978	
4	Nov. 2, 1996 - Oct. 11, 1997	
4	Oct. 16, 2004 - Sept. 10, 2005	

LONGEST LOSING STREAKS		
21	Sept. 23, 1967 - Sept. 27, 1969	
15	Sept. 29, 2019 - Nov. 26, 2020	
14	Oct. 23, 2008 - Nov. 14, 2009	
12	Sept. 5, 1987 - Sept. 3, 1988	
12	Nov. 13, 2010 - Nov. 5, 2011	

TIMES UNM SHUTOUT/OPPONENTS SHUTOUT		
132/89		

LONGEST UNM SCORING STREAK		
121 games	from 1973-83	(current 12 - through 2023)

LONGEST SCORING STREAK BY OPPONENTS		
216 games	from 1984-2002	(current 23 - through 2023)

LONGEST SCORELESS STREAK BY UNM		
4 games		1955

LONGEST RUN WITH FUMBLE		
97	Pete McDavid vs. Northern Arizona	11/26/1936

LONGEST LATERAL PLAY ON A RUSH		
85	Bill Dwyer-Steve Reynolds vs. Colorado College	10/7/1938

LONGEST LATERAL PLAY ON A PASS		
70	Bob Arnett-Weldon Hunter vs. BYU	11/17/1951



Miscellaneous Records

MOST FIRST DOWNS IN A GAME, UNM

No.	Opponent	Year
1.	37 San Diego State	9/27/1986
2.	35 Utah State	11/24/2023
3.	34 at San Diego State	11/4/1995
4.	33 at San Diego State	10/22/2005
5.	32 at Utah	11/6/1976
32	New Mexico State	9/8/1984
32	at Utah	11/11/1989
32	at New Mexico State	9/25/1993
32	TCU	9/10/1994
32	Air Force	10/27/2001
32	Incarinate Word	9/1/2018
12.	31 at UTEP	11/2/1985
31	UTEP	10/6/1990
31	Texas State	8/30/2003
15.	30 at Arizona	10/25/1975
30	Hawai'i	10/26/1985
30	at Utah	11/9/1985
18.	29 Mexico	9/17/1960
29	Wyoming	10/28/1989
29	at San Diego State	10/15/1994
29	at New Mexico State	10/22/1994
29	Sacramento State	9/22/2007
29	New Mexico State	9/11/2021
24.	28 New Mexico State	10/25/1986
28	at Akron	9/24/1988
28	at BYU	9/17/1994
28	Northern Arizona	9/18/1999
28	at Utah State	10/19/2002
28	BYU	10/8/2005
28	San Diego State	10/18/2008
28	Wyoming	11/10/2012
28	Hawai'i	10/17/2015

MOST FIRST DOWNS IN A SEASON, UNM

No.	Year
1.	300 1994
2.	279 2023
3.	271 1986
	271 2016
5.	264 1989
6.	261 2003
7.	260 1985
8.	253 2012
9.	248 1971
10.	247 2005

FEWEST FIRST DOWNS IN A GAME, UNM

No.	Opponent	Year
1.	2 at LSU	9/24/2022
2.	3 at BYU	11/3/1962
3.	5 BYU	11/14/1959
	5 at UTEP	10/1/1966
5	Wyoming	10/15/1966
5	at TCU	10/22/2011
7.	6 at New Mexico State	10/19/1963
6	at Arizona State	10/26/1974
6	Wyoming	11/24/2018
6	Tulsa	9/12/2009
6	at TCU	11/3/2007
6	at Wyoming	10/15/1988
13.	7 at Utah	9/19/1964
7	Utah	11/3/1979
7	at Fresno State	11/13/2021
7	vs. Oregon State	12/24/2003
17.	8 Boise State	9/9/2022
8	Fresno State	10/22/2022
8	at Air Force	11/12/2022
8	at Texas Tech	9/15/2012
8	at Boise State	12/03/2011

8	at San Diego State	11/5/2011
8	at Oregon	9/4/2010
8	Utah	10/1/2004
8	at UNLV	10/12/2002
8	Oregon State	9/9/2000
8	at Texas	9/17/1988
8	at Colorado	9/24/1977
8	Wyoming	11/11/1967
8	Utah State	10/15/1960

FEWEST FIRST DOWNS IN A SEASON, UNM

No.	Year
1.	94 1946
2.	98 1952
3.	99 1955
4.	100 1953
5.	112 1954
6.	117 1950
7.	119 1966
8.	124 1947
9.	132 1951
10.	134 1958

MOST FIRST DOWNS IN A GAME, OPPONENT

No.	Opponent	Year
1.	40 Boise State	11/14/2005
2.	38 Texas Tech (at UNM)	9/15/2002
3.	37 Utah (at UNM)	10/18/1986
	37 Fresno State (at UNM)	9/18/1993
	37 Texas Tech (at UNM)	9/27/2002
6.	36 Fresno State	10/5/1991
7.	35 San Diego State (at UNM)	9/27/1986
	35 Missouri	9/10/2005
	35 Oregon	9/4/2010
	35 Colorado State (at UNM)	11/16/2013
11.	34 Arizona	10/25/1969
	34 San Diego State (at UNM)	11/17/1990
	34 Northern Arizona (at UNM)	9/7/1996
	34 Arkansas	9/10/2011
	34 Texas Tech (at UNM)	9/15/2012
	34 Nevada	10/15/2011
	34 Boise State (at UNM)	11/8/2014

MOST FIRST DOWNS IN A SEASON, OPPONENTS

No.	Year
1.	319 1994
2.	314 1986
3.	309 1991
4.	306 2014
5.	303 1988
6.	302 2011
7.	294 2013
8.	288 2010
	288 2015
10.	284 2012

FEWEST FIRST DOWNS IN A GAME, OPPONENT

No.	Opponent	Year
1.	0 Montezuma College (at UNM)	10/11/1924
2.	2 Northern Arizona (at UNM)	9/21/1946
3.	4 UTEP	10/6/1962
4.	6 Sacramento State (at UNM)	9/22/2007
	6 UCF (at UNM)	9/14/1996
	6 UTEP (at UNM)	10/10/1981
	6 San Diego State	11/22/1980
	6 Colorado State (at UNM)	11/14/1964
	6 UTEP (at UNM)	9/28/1963
	6 San Jose State	10/27/1962
11.	7 Maine (at UNM)	9/3/2022
	7 UTEP (at UNM)	10/20/1973
	7 Arizona (at UNM)	10/10/1964

13.	8 San Jose State (at UNM)	12/23/2006
8	Colorado State	11/14/1981
8	New Mexico State	10/24/1981
8	UTEP	10/25/1980
8	New Mexico State (at UNM)	11/2/1974
8	Army	9/20/1969
8	Utah State (at UNM)	9/17/1966
8	Montana (at UNM)	9/26/1964
8	Utah State	10/10/1959
22.	9 Wyoming	11/22/2003
9	Colorado State	11/23/2002
9	UCLA (Neutral)	12/25/2002
9	Air Force (at UNM)	10/27/2001
9	New Mexico State (at UNM)	9/8/1984
9	UTEP (at UNM)	11/12/1983
9	San Diego State (at UNM)	11/19/1983
9	Hawai'i (at UNM)	10/18/1980
9	Hawai'i	9/22/1979
9	Fresno State (at UNM)	9/13/1975
9	Utah (at UNM)	10/16/1965
9	Utah	10/20/1962
9	Colorado State (at UNM)	11/12/1960

FEWEST FIRST DOWNS IN A SEASON, OPPONENTS

No.	Year
1.	98 1952
2.	101 1946
3.	116 1962
4.	118 1953
5.	119 1947
6.	123 1964
7.	128 1949
8.	132 1954
9.	141 1963
10.	145 2020

MOST PENALTIES IN A GAME, UNM

No.	Opponent	Year
1.	17 UTEP	9/1/2001
	17 Hawai'i	11/20/1982
3.	16 San Diego State	10/3/1981
	16 at New Mexico State	9/19/1998
	16 Texas Tech	9/11/2010
	16 at Boise State	11/14/2015
7.	15 Utah State	11/24/2023
	15 San Jose State	10/14/2023
	15 Utah	10/7/1967
	15 Utah	11/26/1977
	15 Northern Arizona	8/30/1997
	15 at New Mexico State	9/15/2018
13.	14 at Utah	9/26/1970
	14 at North Texas	10/30/1982
	14 Colorado State	11/13/1982
	14 at BYU	10/15/1983
	14 Colorado State	10/7/1989
	14 at Wyoming	10/13/1990
	14 at San Diego State	10/9/1999
	14 Tulsa	9/12/2015
21.	13 Wyoming	11/15/1969
	13 BYU	11/14/1970
	13 BYU	11/13/1976
	13 at New Mexico State	10/29/1977
	13 UTEP	10/20/1979
	13 New Mexico State	10/23/1982
	13 at New Mexico State	9/24/1983
	13 New Mexico State	9/8/1984
	13 UTEP	10/6/1990
	13 at Air Force Base	10/3/1998
	13 vs. Oregon State	12/24/2003



Miscellaneous Records

MOST PENALTIES IN A SEASON, UNM

No.	Year
1.	120 1982
2.	119 2023
3.	101 2002
4.	100 1979
5.	99 1977
6.	97 1983
7.	96 1990
8.	95 1981
9.	94 1978
	94 1984

MOST PENALTY YARDS IN A GAME, UNM

No.	Opponent	Year
1.	163 San Diego State	10/3/1981
2.	160 UTEP	11/5/1977
3.	159 at New Mexico State	9/19/1998
4.	156 UTEP	10/20/1979
5.	155 Utah State	11/24/2023
6.	154 Tulsa	9/1/2001
7.	150 Utah	11/26/1977
8.	145 BYU	11/14/1970
	145 Texas Tech	11/18/1982
10.	143 New Mexico State	10/21/1978
11.	140 at New Mexico State	10/29/1977
12.	139 Colorado State	11/13/1982
13.	136 Texas Tech	9/25/1976
14.	135 at Boise State	9/11/2010
15.	134 at Denver	10/29/1954
16.	133 at New Mexico State	11/14/2015
17.	132 at BYU	10/15/1983
18.	130 at Utah	9/26/1970
19.	125 Hawai'i	11/20/1982
	125 at New Mexico State	9/24/1983
21.	124 BYU	9/30/1978
	124 New Mexico State	9/27/1980
	124 Colorado State	10/7/1989
24.	122 at Arizona	11/12/1977
	122 UTEP	10/6/1990
	122 UTEP	9/15/2018
27.	120 San Jose State	10/14/2023
	120 New Mexico State	9/16/1972
	120 at Texas Tech	9/7/1985
30.	119 at Wyoming	10/4/1980

MOST PENALTY YARDS IN A SEASON, UNM

No.	Year
1.	1,076 2023
2.	1,029 1978
3.	997 1977
4.	979 1982
5.	967 1979
6.	939 1971
7.	936 1990
8.	919 1980
9.	875 1981
10.	862 1984

FEWEST PENALTIES IN A GAME, UNM

No.	Opponent	Year
1.	0 at Wyoming	9/24/1960
0	at San Diego State	11/17/1984
0	at Air Force	11/10/2018
4.	1 Utah	10/18/1969
	1 at Hawai'i	10/4/1986
	1 Tulsa	11/8/1986
	1 at Wyoming	11/20/1999
	1 Missouri	9/16/2006
	1 Colorado State	11/21/2009
	1 New Mexico State	10/1/2011

1	Southern	9/1/2012
1	at Wisconsin	9/8/2018
1	UTSA	8/31/2013
1	at Air Force	10/18/2014
1	at Boise State	9/14/2017

FEWEST PENALTIES IN A SEASON, UNM

No.	Year
1.	26 1960
2.	37 1961
3.	39 1957
4.	41 2020*
5.	42 1964
6.	43 1951
	43 1963
8.	44 1964
	44 2013
10.	45 1953

FEWEST PENALTY YARDS IN A GAME, UNM

No.	Opponent	Year
1.	0 at Wyoming	9/24/1960
0	at San Diego State	11/17/1984
0	at Air Force	11/10/2018
4.	1 at Wyoming	11/20/1999
5.	4 at Iowa State	9/30/1972
6.	5 Utah	10/18/1969
	5 at Hawai'i	10/4/1986
	5 Tulsa	11/8/1986
	5 UTSA	8/31/2013
	5 Southern	11/21/2012
	5 Colorado State	11/21/2009
	5 Missouri	9/16/2006
	5 at Texas Tech	8/26/2000
14.	6 New Mexico State	9/28/1991
15.	8 at Utah	11/13/1999
16.	9 at Wyoming	10/12/2013
	9 at Air Force	10/23/2008
18.	10 New Mexico State	10/25/1986
	10 at Air Force	11/27/1999
	10 at Wyoming	11/22/2003

FEWEST PENALTY YARDS IN A SEASON, UNM

No.	Year
1.	269 1960
2.	282 1961
3.	342 1957
4.	344 1955
5.	345 1951
6.	363 2013
7.	378 1965
8.	383 1946
9.	390 1953
	390 2020 (CoVID shortened season)

MOST PENALTIES IN A GAME, OPPONENT

No.	Opponent	Year
1.	16 New Mexico State (at UNM)	10/30/1976
2.	15 Arizona State	12/14/1948
	15 BYU	11/3/1973
	15 Colorado State	10/22/1977
	15 BYU (at UNM)	9/6/1980
	15 Colorado State (at UNM)	11/11/1978
	15 San Diego State	10/16/1982
	15 New Mexico State (at UNM)	9/15/2017
9.	14 Mexico (at UNM)	9/17/1960
	14 San Diego State	11/17/1984
	14 Colorado State (at UNM)	10/7/1989
	14 Utah State	9/20/1997
	14 BYU	11/20/2010
	14 Texas A&M	9/5/2009

15.	13 Utah State (at UNM)	11/24/2023
	13 Arizona	11/4/1967
	13 Hawai'i	9/22/1979
	13 UNLV (at UNM)	11/1/1980
	13 San Diego State (at UNM)	10/3/1981
	13 Hawai'i	10/22/1983
	13 UTEP (at UNM)	10/11/1986
	13 Fresno State (at UNM)	9/3/1988
	13 Wyoming (at UNM)	10/28/1989
	13 Hawai'i	9/30/1989
	13 Wyoming (at UNM)	10/19/1991
	13 TCU	9/7/1991
	13 Wyoming	11/12/1994

MOST PENALTIES IN A SEASON, OPPONENT

No.	Year
1.	103 1967
2.	102 1978
	102 1989
4.	98 1965
	98 1980
	98 1991
7.	95 2023
	95 1984
	95 1988
10.	94 1968
	94 1975
	94 1994

MOST PENALTY YARDS IN A GAME, OPPONENT

No.	Opponent	Year
1.	187 Arizona	11/4/1967
2.	183 Utah State (at UNM)	11/24/2023
3.	183 BYU	11/3/1973
4.	160 Colorado State	10/22/1977
5.	159 Mexico	9/17/1960
	159 San Diego State (at UNM)	10/16/1982
7.	156 Utah State	9/20/1997
8.	154 Utah State	10/19/2002
9.	152 Utah (at UNM)	10/7/1967
10.	151 UNLV (at UNM)	11/1/1980
	151 Northern Arizona (at UNM)	9/18/1999
12.	146 Hawai'i	9/22/1979
13.	144 Arizona	11/5/1949
14.	142 San Jose State	10/21/1967
15.	141 BYU	11/20/2010
16.	140 Oregon State (at UNM)	9/8/1979
	140 Hawai'i	10/22/1983
18.	134 Colorado State (at UNM)	10/7/1989
19.	132 Utah (at UNM)	11/3/1979
20.	131 San Diego State	10/12/1991
21.	130 Wyoming	11/12/1994
22.	128 BYU (at UNM)	9/30/1978
23.	127 TCU	9/7/1991
24.	126 BYU	10/11/1969
	126 Utah (at UNM)	11/26/1977
26.	124 Arizona State	11/11/1972
	124 Hawai'i	9/30/1989
28.	123 Texas A&M	9/5/2009
29.	122 BYU (at UNM)	9/6/1980
	122 Wyoming (at UNM)	10/19/1991
31.	120 at New Mexico State	10/29/1977
	120 San Diego State	11/4/1995



Miscellaneous Records

MOST PENALTY YARDS IN A SEASON, OPPONENT

	No.	Year
1.	1,018	1967
2.	1,002	1980
3.	1,001	1979
4.	988	1989
5.	966	1978
6.	941	1977
7.	892	1991
8.	888	2023
9.	881	1968
10.	880	1984

FEWEST PENALTIES IN A GAME, OPPONENT

	No.	Opponent	Year
1.	0	Air Force	10/23/2008
	0	UTEP	10/14/1989
	0	Kansas State	9/24/1966
	0	Colorado State (at UNM)	11/10/1962
5.	1	Fresno State (at UNM)	10/22/2022
	1	UNLV (at UNM)	11/6/2021
	1	UNLV (at UNM)	11/17/2017
	1	Hawai'i	10/29/2016
	1	Air Force (at UNM)	11/28/2015
	1	Nevada	10/10/2015
	1	Air Force	10/18/2014
	1	Colorado State (at UNM)	11/16/2013
	1	UNLV (at UNM)	9/28/2013
	1	Wyoming	11/19/2011
	1	San Diego State (at UNM)	11/25/2006
	1	Utah (at UNM)	11/9/1996

FEWEST PENALTIES IN A SEASON, OPPONENT

	No.	Year
1.	31	1961
2.	35	1962
3.	39	2020 (CoVID shortened season)
4.	45	2013
5.	46	1959
	46	1960
7.	47	1963
8.	50	1996
9.	51	1957
10.	53	1964

FEWEST PENALTY YARDS IN A GAME, OPPONENT

	No.	Opponent	Year
1.	0	Colorado State (at UNM)	11/10/1962
	0	Kansas State	9/24/1966
	0	UTEP	10/14/1989
	0	Air Force	10/23/2008
5.	4	Air Force	10/21/2000
6.	5	Fresno State (at UNM)	10/22/2022
	5	UNLV (at UNM)	11/17/2017
	5	Nevada	10/10/2015
	5	Air Force	10/18/2014
	5	Colorado State (at UNM)	11/16/2013
	5	Utah (at UNM)	11/9/1996
11.	7	Wyoming	10/13/2017
12.	8	Utah State (at UNM)	11/7/2015
13.	9	Northern Arizona (at UNM)	9/23/2000
14.	10	Fresno State	11/18/2023
	10	Hawai'i	10/29/2016
	10	UTEP (at UNM)	8/30/2014
	10	San Diego State	11/3/2001
	10	UNLV (at UNM)	9/28/2013
	10	BYU (at UNM)	10/13/2001
	10	Wyoming	10/6/2001
	10	Colorado State	10/7/2000
	10	at Air Force (at UNM)	11/27/1999
	10	Hawai'i (at UNM)	10/2/1993

FEWEST PENALTY YARDS IN A SEASON, UNM

	No.	Year
1.	275	1962
2.	292	1961
3.	337	2013
4.	347	2020 (CoVID shortened season)
5.	374	1959
	374	1996
7.	395	1963
8.	398	1960
9.	421	1965
10.	440	2206

FEWEST UNM TURNOVERS, SINGLE SEASON

	No.	Type	Year
1.	9	(3 fumbles, 6 interceptions)	2020*
2.	12	(5 fumbles, 7 interceptions)	1996
3.	14	(5 fumbles, 9 interceptions)	2022
	14	(8 fumbles, 6 interceptions)	2016
	14	(9 fumbles, 5 interceptions)	2013
	14	(10 fumbles, 4 interceptions)	2012
7.	15	(5 fumbles, 10 interceptions)	2023
	17	(8 fumbles, 9 interceptions)	1993
9.	18	(5 fumbles, 13 interceptions)	1999
	18	(8 fumbles, 10 interceptions)	1995

MOST UNM TURNOVERS, SINGLE SEASON

	No.	Type	Year
1.	46	(26 fumbles, 20 interceptions)	1984
	46	(29 fumbles, 17 interceptions)	1974
3.	45	(23 fumbles, 22 interceptions)	1980
4.	43	(25 fumbles, 18 interceptions)	1977
	43	(16 fumbles, 27 interceptions)	1967
	43	(17 fumbles, 26 interceptions)	1950
7.	42	(24 fumbles, 18 interceptions)	1949
8.	41	(19 fumbles, 22 interceptions)	1989
	41	(30 fumbles, 11 interceptions)	1972
	41	(9 fumbles, 32 interceptions)	1946

FEWEST UNM TAKEAWAYS, SINGLE SEASON

	No.	Type	Year
	8	(4 fumbles, 4 interceptions)	2023
	10	(6 fumbles, 4 interceptions)	2013
	11	(7 fumbles, 4 interceptions)	2019
	13	(4 fumbles, 9 interceptions)	2021
	13	(7 fumbles, 6 interceptions)	2020
	13	(7 fumbles, 6 interceptions)	2017
	13	(5 fumbles, 8 interceptions)	2016
	13	(10 fumbles, 3 interceptions)	2011
	17	(14 fumbles, 3 interceptions)	1995
	18	(10 fumbles, 8 interceptions)	1998
	18	(9 fumbles, 9 interceptions)	2022

MOST UNM TAKEAWAYS, SINGLE SEASON

	No.	Type	Year
	42	(14 fumbles, 28 interceptions)	1970
	41	(27 fumbles, 14 interceptions)	1954
	39	(22 fumbles, 17 interceptions)	1974
	39	(18 fumbles, 21 interceptions)	1969
	38	(22 fumbles, 14 interceptions)	1981
	38	(14 fumbles, 24 interceptions)	1979
	37	(17 fumbles, 20 interceptions)	1946
	36	(20 fumbles, 16 interceptions)	1978
	35	(21 fumbles, 14 interceptions)	1990
	35	(16 fumbles, 19 interceptions)	1975



UNM Year-by-Year

Year	First G	Downs	Rushing Att/Yds	Passing C-A-I-Yds	Total Offense	Scoring TP-Avg.	Punting No-Avg.	Punt Returns	Kickoff Returns	Int. Returns	Penalties No-Yds	Fumbles Lost	Sacks
1946	12	94	383-1,232	53-161-32--1,063	2,295	100-10.0	73-40.2	37-448	38-748	20-300	58-383	37-9	
1947	10	124	440-2,142	45-124-15--798	2,940	171-17.1	54-34.1	27-265	32-708	13-104	50-399	25-13	
1948	11					146-13.3							
1949	10	103	479-1,516	49-146-18--663	2,179	98-9.8	81-36.2	35-343	53-912	6-93	73-660	36-24	
1950	10	117	413-1,461	85-215-26--1,046	2,507	160-16.0	69-32.3	29-289	56-1,291	20-323	57-481	32-17	
1951	11	132	471-1,729	97-197-14--1,159	2,888	193-17.5	78-39.4	25-320	44-864	20-188	43-345	26-15	
1952	9	98	470-1,416	41-127-14--677	2,093	119-13.2	91-37.4	45-338	16-316	17-251	53-464	37-13	
1953	9	100	407-1,437	34-99-13--370	1,807	154-17.1	55-36.3	28-415	24-493	14-174	45-390	39-22	
1954	10	112	452-1,398	42-124-13--584	1,982	151-15.1	51-42.6	22-210	35-750	14-164	52-545	39-26	
1955	10	99	420-1,001	61-140-13--696	1,697	61-6.1	49-36.6	19-259	36-734	12-110	56-344	32-21	
1956	10	138	497-1,999	49-133-12--903	2,902	177-17.7	54-35.5	22-295	36-781	11-94	63-462	29-17	
1957	10	153	533-2,104	39-109-14--508	2,612	140-14.0	46-34.8	10-115	29-584	10-104	39-342	40-21	
1958	10	134	476-2,114	46-107-7--699	2,813	204-20.5	54-35.1	20-220	31-566	16-175	60-546	25-15	
1959	10	167	535-2,899	44-104-5--664	3,563	260-26.0	50-37.7	24-243	30-767	17-202	53-500	23-15	
1960	10	159	491-2,301	51-126-10--790	3,091	234-23.4	43-35.6	17-217	24-596	11-154	26-269	29-19	
1961	11	154	503-2,080	33-87-9--639	2,625	187-18.7	42-39.3	15-149	36-743	14-226	37-282	29-19	
1962	10	143	527-2,428	25-59-14--667	3,095	210-21.0	41-41.0	29-327	35-748	15-210	47-405	24-19	
1963	10	135	460-1,958	36-104-9--671	2,629	177-17.7	53-35.8	25-277	27-432	14-278	43-414	25-12	
1964	11	170	550-2,341	50-107-8--878	3,219	185-16.8	42-34.6	26-271	23-400	13-381	42-409	41-26	
1965	10	142	514-2,068	46-146-10--667	2,735	127-12.7	55-38.7	31-316	38-856	10-137	44-378	34-19	
1966	10	119	464-1,177	75-193-15--885	2,062	101-10.1	74-37.4	27-168	40-757	12-46	64-592	30-17	
1967	10	173	325-505	193-416-27--2,491	2,996	152-15.2	77-33.1	32-365	55-1,291	10-134	64-612	25-16	
1968	10	140	505-1,115	94-226-14--1,132	2,168	120-12.0	83-38.5	23-249	40-874	10-141	65-603	32-21	
1969	10	158	587-1,833	71-174-12--979	2,812	158-15.8	74-38.6	21-221	42-869	21-247	52-472	29-18	
1970	10	180	627-3,501	52-124-11--665	4,166	291-29.1	60-36.7	24-230	33-578	28-363	88-804	36-26	
1971	11	248	747-4,229	57-115-8--919	5,148	341-31.0	58-32.5	23-71	39-816	15-116	82-939	30-20	
1972	11	187	686-3,085	56-159-11--902	3,987	208-18.9	74-38.9	35-262	38-751	9-70	75-649	51-30	
1973	11	210	652-2,800	74-177-13--1,289	4,089	257-23.4	62-43.5	24-185	37-699	12-122	78-733	38-20	
1974	11	178	510-1,630	139-295-17--1,492	3,122	192-17.5	71-40.8	17-107	44-858	17-222	55-438	43-29	
1975	11	235	464-1,662	191-354-14--2,529	4,191	291-26.5	53-38.6	25-324	35-744	19-296	72-677	37-18	
1976	11	237	645-2,639	103-229-14--1,634	4,273	229-20.8	65-34.2	31-114	29-557	12-81	79-757	39-21	
1977	12	233	651-2,595	108-231-18--1,577	4,172	273-22.8	74-38.6	27-325	42-782	11-189	99-997	46-25	
1978	12	237	647-2,730	141-290-18--2,077	4,807	284-23.7	70-38.1	36-285	34-760	16-167	94-1,029	43-17	46
1979	12	193	642-2,332	122-249-17--1,519	3,851	211-17.6	83-39.9	47-385	39-645	24-309	100-967	43-19	24
1980	11	235	583-2,036	155-344-22--2,326	4,339	246-22.4	66-37.8	48-396	46-851	9-94	93-919	39-23	35
1981	12	195	514-1,252	169-381-14--2,346	3,598	225-18.8	94-38.7	31-187	29-454	16-67	95-875	33-17	51
1982	11	225	564-2,998	117-237-12--1,824	4,822	374-34.0	67-42.3	29-136	21-326	16-348	120-979	22-15	53
1983	12	210	607-2,494	120-228-13--1,631	4,125	239-19.9	70-41.9	37-157	14-222	9-58	97-842	33-14	45
1984	12	217	622-2,472	103-229-20--1,774	4,246	251-20.9	69-41.7	29-188	44-709	6-34	94-862	48-26	34
1985	11	260	519-1,920	194-395-24--3,245	5,165	289-26.3	57-41.6	10-58	49-799	14-107	82-709	28-12	24
1986	12	271	541-2,404	204-356-13--2,865	5,269	317-26.4	60-43.3	14-87	51-973	13-90	58-484	46-17	35
1987	11	213	302-739	284-514-27--3,230	3,969	209-19.0	84-40.7	24-201	54-1,020	10-91	87-711	32-13	36
1988	12	192	408-1,010	193-397-20--2,336	3,346	170-14.2	87-40.6	26-131	61-1,165	12-42	86-738	27-15	24
1989	12	264	411-1,072	290-532-22--3,732	4,804	298-24.8	72-38.9	38-166	54-1,199	16-207	89-804	36-19	29
1990	12	245	421-1,096	237-510-23--3,221	4,317	279-23.3	80-41.4	33-195	57-1,073	14-258	96-936	36-15	43
1991	12	235	353-926	246-518-24--3,584	4,510	240-20.0	66-40.2	17-92	62-1,120	13-109	61-508	29-16	27
1992	11	206	450-1,722	173-323-13--2,368	4,090	247-22.5	52-39.1	29-239	32-739	6-165	64-523	21-10	40
1993	11	240	471-1,893	189-327-9--2,648	4,541	335-30.5	53-45.0	19-146	26-672	8-180	64-558	25-8	22
1994	12	300	526-2,527	235-411-12--3,137	5,664	401-33.4	50-39.2	13-67	33-688	9-75	83-725	21-9	31
1995	11	246	516-2,380	164-287-10--2,223	4,603	256-23.3	42-37.8	19-127	35-947	3-6	67-590	24-8	29
1996	11	245	546-2,692	160-264-7--2,101	4,793	331-30.1	49-43.3	32-347	23-546	12-286	71-655	12-5	31
1997	13	242	541-2,476	171-289-9--2,371	4,847	390-32.5	49-43.7	42-288	33-758	16-309	90-763	17-11	36.5
1998	12	228	464-1,669	211-396-19--2,736	4,405	274-22.8	78-40.2	33-230	55-1,066	8-118	85-749	19-9	26
1999	11	211	442-1,573	198-370-13--2,226	3,799	240-21.8	66-35.4	30-260	23-450	7-31	51-451	10-5	23
2000	12	179	556-1,776	120-231-10--1,423	3,199	229-19.1	88-39.5	51-481	26-550	15-98	73-630	20-9	50
2001	11	209	508-2,094	141-331-17--2,051	4,145	304-27.6	72-39.2	33-3371	26-613	15-110	71-624	20-8	26
2002	14	231	593-2,504	192-352-10--2,037	4,541	341-24.4	82-39.8	34-382	41-803	15-277	101-856	29-16	38
2003	13	261	616-2,730	161-307-14--2,477	5,207	391-30.1	72-39.0	39-341	38-724	13-137	90-783	20-10	39
2004	12	193	526-2,147	116-259-12--1,429	3,576	244-20.3	77-38.9	31-221	31-542	12-73	93-741	21-7	42
2005	11	247	527-2,200	187-311-13--2,171	4,371	326-29.6	55-38.8	23-188	34-623	15-226	81-618	22-8	36
2006	13	219	433-1,444	204-390-9--2,676	4,120	284-21.8	71-39.6	28-179	45-923	14-291	65-544	30-14	29
2007	13	246	503-1,767	253-437-10--3,070	4,837	321-24.7	74-40.6	37-376	45-946	11-137	86-688	23-15	23
2008	12	220	540-2,499	159-289-14--1,576	4,075	253-21.1	61-38.3	22-339	36-898	12-157	82-694	19-8	21
2009	12	196	361-1,203	268-470-15--2,581	3,784	196-16.3	67-43.1	19-68	54-1,035	7-31	79-724	23-11	23
2010	12	188	440-1,296	192-365-15--1,892	3,188	190-15.8	87-39.6	10-23	70-1,648	4-53	79-701	31-16	11
2011	12	187	405-1,358	201-355-8--2,196	3,554	144-12.0	75-39.1	9-12	63-1,343	3-21	82-582	24-13	10
2012	13	253	688-3,917	79-154-4--895	4,812	335-25.8	55-43.1	15-78	40-956	11-233	62-530	30-10	21
2013	12	241	604-3,706	90-177-7--1,356	5,062	393-32.8	47-45.8	13-60	67-1,608	4-51	44-363	19-9	16
2014	12	205	586-3,725	76-149-6--1,069	4,794	332-27.7	57-41.8	12-60	44-985	11-151	52-498	25-12	24
2015	13	235	638-3,278	118-230-14--1,768	5,046	389-29.9	68-41.8	11-58	38-871	14-170	89-840	18-7	30
2016	13	271	688-4,550	96-179-6--1,359	5,939	477-36.7	54-35.8	22-150	38-864	8-86	82-737	17-8	27
2017	12	211	542-2,825	120-242-14--1,489	4,314	248-20.7	67-47.3	11-117	43-906	6-162	73-613	26-15	21
2018	12	210	505-1,838	153-288-17--2,122	3,960	319-26.6	75-43.7	17-330	24-378	9-213	56-569	19-9	26
2019	12	244	501-2,463	163-331-15--2,340	4,803	267-22.2	60-45.6	24-147	26-627	4-71	81-729	21-11	22
2020	7	152	289-1,370	122-215-6--1,386	2,756	167-23.9	35-39.5	6-32	28-560	6-76	41-390	9-3	14
2021	12	165	464-1,450	143-260-8--1,369	2,819	146-12.2	83-41.8	17-198	41-993	9-24	83-685	22-12	25
2022	12	160	439-1,478	137-255-9--1,259	2,737	157-13.1	82-43.6	17-110	25-560	9-90	73-612	17-5	25
2023	12	279	440-2,312	198-335-9-2,615	4,927	327-27.3	53-41.6	4					

Opponent Year-by-Year

Year	G	First Downs	Rushing Att/Yds	Passing C-A-I-Yds	Total Offense	Scoring TP-Avg.	Punting No-Avg.	Punt Returns	Kickoff Returns	Int. Returns	Penalties No-Yds	Fumbles Lost	Sacks
1946	12	101	457-1,745	59-151-20-687	2,432	192-19.2	68-35.5	32-453	19-335	32-356	55-456	37-17	
1947	10	119	398-1,792	50-118-13-811	2,603	182-18.2	55-36.3	25-367	29-522	14-272	63-581	33-17	
1948	11					217-19.7							
1949	10	128	477-2,493	82-167-8--1,272	3,765	307-30.7	58-36.2	57-604	24-420	19-173	78-722	24-19	
1950	10	162	504-2,863	71-169-12-998	3,861	330-33.0	54-342	48-582	24-710	26-233	75-685	29-18	
1951	11	183	544-1,999	113-246-16--1,735	3,734	208-18.9				14-132			
1952	9	98	425-1,031	68-170-13-931	1,962	46-5.1	88-36.3	41-514	24-422	16-132	57-462	36-17	
1953	9	118	406-1,303	64-148-11-905	2,207	103-11.4	62-34.2	24-157	26-365	15-148	61-511	37-22	
1954	10	132	441-1,950	64-167-14-847	2,797	158-15.8	41-33.1	26-333	23-458	13-108	68-578	45-27	
1955	10	139	438-2,134	54-138-11-821	2,955	213-21.3	36-35.7	28-261	15-312	15-227	56-488	31-19	
1956	10	153	452-2,211	73-152-11-807	3,018	205-20.5	49-37.3	34-457	31-617	14-214	78-712	33-20	
1957	10	147	483-1,994	61-148-9-753	2,747	144-14.4	44-33.6	19-216	30-524	11-54	51-456	40-23	
1958	10	150	471-1,823	80-178-15-917	2,740	185-18.5	52-36.1	20-138	31-597	7-121	64-472	32-12	
1959	10	139	425-1,786	65-164-16-865	2,651	135-13.5	50-37.9	24-170	45-953	7-31	46-374	27-17	
1960	10	162	457-1,998	83-173-11-1,140	3,145	182-18.2	34-37.5	15-227	41-779	10-110	46-398	41-25	
1961	11	159	476-2,017	62-163-14-1,070	3,087	183-18.3	NA-38.5	18-170	31-638	9-128	31-292	27-15	
1962	10	116	444-1,505	46-117-15-568	2,073	159-15.9	54-37.2	27-345	34-826	14-313	35-275	21-13	
1963	10	141	450-1,600	74-171-14-863	2,463	143-14.3	52-38.1	22-253	35-633	9-49	47-395	21-10	
1964	11	123	448-1,404	63-156-13-912	2,316	90-8.2	66-35.8	18-115	29-571	8-91	53-442	33-16	
1965	10	168	332-1,220	135-264-10--2,011	3,231	226-22.6	49-38.2	34-260	29-607	10-120	98-421	25-16	
1966	10	173	426-1,748	123-251-12--1,713	3,461	320-32.0	51-37.6	42-301	25-389	15-110	58-583	29-17	
1967	10	181	453-2,110	134-274-10--2,346	4,456	433-43.3	54-42.7	39-267	33-656	26-403	103-1,018	23-10	
1968	10	207	534-2,820	105-322-10--1,466	4,286	403-40.3	50-37.6	46-548	23-445	13-216	94-881	29-16	
1969	10	202	517-2,551	97-224-21--1,487	4,038	281-28.1	57-39.4	51-584	37-757	12-142	62-610	28-18	
1970	10	180	429-1,645	154-310-28--1,932	3,589	222-22.2	53-39.2	29-229	43-986	11-127	74-614	24-14	
1971	11	223	523-2,277	129-250-15--1,731	4,008	292-26.5	52-38.8	23-162	47-1,085	8-108	61-535	28-17	
1972	11	237	597-2,908	125-251-9--1,718	4,626	327-29.7	62-39.0	40-368	26-588	11-167	71-714	38-22	
1973	11	216	523-2,056	145-285-12--1,960	4,017	287-26.1	67-38.7	33-396	31-532	13-150	81-875	26-12	
1974	11	187	576-2,029	103-200-17--1,507	3,536	263-23.9	59-39.0	40-479	34-762	17-159	77-710	41-22	
1975	11	234	562-2,180	146-291-19--2,050	4,230	232-21.1	66-34.1	16-53	32-650	14-145	94-843	32-16	
1976	11	196	522-1,861	125-268-12--2,000	3,861	235-21.4	71-39.3	10-92	27-441	14-174	78-751	35-15	
1977	12	254	659-2,568	126-271-11--1,880	4,448	339-28.3	69-40.7	28-145	25-376	18-181	86-941	31-16	
1978	12	215	573-2,027	145-284-16--1,825	3,852	205-17.1	78-41.8	17-145	29-493	18-185	102-966	37-20	
1979	12	204	528-1,873	144-327-24--2,118	3,991	229-19.1	85-39.5	38-318	20-363	17-263	92-1,001	28-14	
1980	12	177	498-2,146	105-236-9--1,596	3,302	364-33.1	66-42.9	29-401	22-510	22-355	98-1,002	26-12	
1981	12	184	555-1,534	137-305-16--1,952	3,486	231-19.3	86-40.1	35-203	22-416	14-67	86-737	44-22	
1982	11	206	444-1,145	169-377-14--2,493	3,538	225-20.5	76-40.5	29-317	27-670	12-188	85-879	31-18	
1983	12	206	545-1,397	156-278-9--2,190	3,587	233-19.4	79-40.4	40-368	29-669	13-77	87-859	36-18	
1984	12	229	583-2,306	134-261-6--2,138	4,444	359-29.9	62-42.3	35-308	34-885	20-213	95-880	34-20	
1985	11	263	582-2,318	182-303-14--2,826	5,144	415-37.7	41-38.6	25-353	28-543	24-405	72-691	40-17	
1986	12	314	541-2,309	272-480-13-3,498	5,807	338-28.2	59-36.5	24-200	40-773	13-185	87-695	30-12	
1987	11	273	612-3,105	158-275-10--2,472	5,577	444-40.4	56-38.5	49-562	21-448	27-235	90-687	33-13	
1988	12	303	599-2,888	192-338-12--2,884	5,772	518-43.2	48-42.6	44-313	32-668	20-298	95-796	31-11	
1989	12	232	532-2,596	176-328-16--2,427	5,023	378-31.5	71-38.9	35-353	41-888	22-466	102-988	32-16	
1990	12	259	519-1,705	215-382-14--3,473	5,178	400-33.3	64-39.0	43-476	51-982	24-289	91-822	37-21	
1991	12	309	640- 3,783	173-313-13--2,512	6,295	473-39.4	45-39.2	35-264	43-797	24-424	98-892	43-19	
1992	11	255	504-2,212	194-327-6--2,331	4,543	287-26.1	61-37.9	15-97	33-750	13-105	82-696	30-14	28
1993	11	237	467-2,000	180-327-8--2,312	4,312	256-23.3	63-38.2	28-147	44-940	9-130	72-574	29-13	25
1994	12	319	542-2,658	238-374-9--3,196	5,854	386-32.2	46-40.9	18-60	37-749	12-81	94-767	34-18	15
1995	11	259	483-2,065	180-282-3--2,664	4,729	303-27.5	42-38.3	17-187	27-526	10-49	88-837	23-14	16
1996	11	230	435-1,828	168-311-12--2,450	4,278	280-25.5	55-30.3	23-223	19-546	7-162	50-374	19-10	11
1997	13	232	469-1,880	153-333-16--1,989	3,869	254-21.2	68-39.3	25-228	39-736	9-123	65-644	20-13	15
1998	12	249	479-2,070	212-387-8--2,667	4,737	397-33.1	64-40.4	44-677	27-687	19-306	79-700	23-10	27
1999	11	206	435-1,819	171-309-7--2,266	4,085	298-27.1	64-39.3	18-263	28-514	13-99	76-709	23-13	30
2000	13	199	431-1,384	191-375-15--2,329	3,713	249-20.8	82-39.9	51-353	39-733	10-154	66-566	21-12	27
2001	11	176	383-961	192-375-15--2,458	3,419	243-22.1	73-38.0	43-258	51-950	17-258	55-449	23-10	20
2002	14	241	513-1,608	244-452-15--3,051	4,659	358-25.6	74-40.4	37-313	42-850	10-158	72-596	26-13	17
2003	13	243	428-1,119	270-477-13--3,227	4,346	290-22.3	73-40.9	31-227	64-1,417	14-168	76-653	27-16	26
2004	12	224	462-1,300	220-396-13--2,579	3,879	224-18.7	66-40.1	32-268	37-668	12-109	72-638	27-15	24
2005	11	213	384-1,439	214-373-15--2,797	4,236	327-29.7	55-38.4	17-171	31-745	13-224	60-547	14-5	19
2006	13	244	442-1,535	256-427-14--3,086	4,621	312-24.0	62-41.8	23-269	23-459	9-135	57-440	19-11	43
2007	13	229	490-1,593	229-416-11--2,566	4,159	247-19.0	85-41.6	14-109	64-1,229	10-108	77-634	26-14	25
2008	12	215	439-1,462	211-366-12--2,562	4,024	273-22.8	58-41.1	29-200	42-822	14-254	65-572	25-13	18
2009	12	271	509-1,980	229-364-7--3,044	5,024	431-35.9	49-42.0	36-341	44-1,036	15-225	75-705	23-13	41
2010	12	288	567-3,002	192-318-4--2,626	5,628	532-44.3	44- 43.7	34-531	33-979	15-194	77-754	24-15	27
2011	12	302	541-2,963	244-336-3--2,942	5,905	500-41.7	35-37.9	32-383	30-722	8-24	67-591	22-10	30
2012	13	284	428-2,274	271-417-11--3,500	5,774	393-30.2	41-46.0	22-102	31-790	4-102	77-621	25-14	12
2013	12	294	500-3,086	228-336-4--3,113	6,199	513-42.8	41-41.0	18-213	50-1,145	5-3	45-337	16-6	24
2014	12	306	554-3,228	217-359-11--2,995	6,223	431-35.9	44-41.1	24-139	23-444	6-87	60-487	19-8	11
2015	13	288	552-2,505	221-380-14--3,184	5,689	369-28.4	54-42.4	20-72	21-474	14-123	68-537	19-11	13
2016	13	254	471-2,242	201-345-8--2,890	5,132	409-31.5	59-40.8	24-204	13-307	6-16	61-544	12-5	12
2017	12	235	406-1,889	222-373-6--2,887	4,776	382-31.8	70-43.9	11-117	9-151	14-131	64-599	16-7	15
2018	12	283	536-2,604	209-363-9--3,072	5,676	434-36.2	58-43.1	29-218	18-268	17-213	76-588	23-13	27
2019	12	269	456-1,971	258-412-4--3,857	5,828	446-37.2	54-44.3	18-131	19-439	15-133	80-702	15-7	18
2020	7	145	241-1,149	143-219-6--1,981	3,130	228-32.6	25-41.6	8-64	23-481	6-20	39-347	12-7	16
2021	12	226	464-1,732	197-351-9--2,638	4,370	341-28.4	45-45.1	24-221	13-280	8-72	73-670	11-4	33
2022	12	213	460-1,889	195-320-9--2,433	4,322	312-26.0	56-43.1	26-176	14-308	9-86	75-757	17-9	43
2023	12	249	408-2,066	195-319-4--2,832	4,898	421-35.1	38-42.6	17-360	29-53				



Honors

SPORTS ILLUSTRATED PLAYER OF THE WEEK

Herman Fredenberg vs. BYU	Oct. 1, 1971
Johnny Jackson vs. Utah	Nov. 7, 1981
Johnny Jackson vs. Colorado State	Nov. 13, 1982
Eric Jack vs. Colorado State	Nov. 16, 1991
Eric Jack vs. Hawai'i	Oct. 2, 1993

ASSOCIATED PRESS BACK OF THE WEEK

Don Perkins vs. Air Force	Nov. 21, 1959
Steve Myer vs. Arizona	Oct. 25, 1975
Brad Wright vs. Brigham Young	Sept. 6, 1980
Johnny Jackson vs. Utah	Nov. 7, 1981

AP DEFENSIVE PLAYER OF THE WEEK

Johnny Jackson vs. Colorado State	Nov. 13, 1982
-----------------------------------	---------------

AP LINEMAN OF THE WEEK

Charlie Baker vs. Texas Tech	Sept. 15, 1979
------------------------------	----------------

UPI BACK OF THE WEEK

Don Perkins vs. Air Force	Nov. 21, 1959
Don Woods vs. New Mexico State	Sept. 15, 1973
Steve Myer vs. Arizona	Oct. 25, 1975
Mike Williams vs. Texas-El Paso	Sept. 18, 1976

UPI COACH OF THE WEEK

Rudy Feldman vs. Kansas	Oct. 4, 1969
-------------------------	--------------

ABC-TV DEFENSIVE PLAYER OF THE GAME

Andy Frederick vs. Brigham Young	Nov. 13, 1976
Mike Forrest vs. Utah	Nov. 4, 1978
Johnny Jackson vs. Utah	Nov. 7, 1981

ABC-TV OFFENSIVE PLAYER OF THE GAME

Brad Wright vs. Utah	Nov. 4, 1978
Jimmy Sayers vs. Wyoming	Oct. 4, 1980
Stoney Case vs. Brigham Young	Sept. 24, 1994

CBS-TV OFFENSIVE PLAYER OF THE GAME

David Osborn vs. Air Force	Oct. 2, 1982
Michael Johnson vs. Brigham Young	Oct. 9, 1982

WTBS-TV DEFENSIVE PLAYER OF THE GAME

Johnny Jackson vs. Hawai'i	Nov. 20, 1982
----------------------------	---------------

ESPN PLAYER OF THE GAME

Tom Bradford vs. Brigham Young	Oct. 25, 1984
--------------------------------	---------------

CONFERENCE PLAYERS OF THE WEEK

(Western Athletic 1980-98;

Mountain West 1999-current)

OFFENSE (49)

QB	Brad Wright vs. Brigham Young	1980
RB	Jimmy Sayers vs. San Diego State	
QB	David Osborn vs. Air Force	1982
QB	Buddy Funck vs. Texas Tech	1984
QB	Buddy Funck vs. Texas-El Paso	
QB	Billy Rucker vs. Wyoming	1985
QB	Billy Rucker vs. San Diego State	1986
QB	Ned James vs. New Mexico State	
WR	Terance Mathis vs. Colorado State	
WR	Terance Mathis vs. Hawai'i	1987
WR	Tony Jones vs. Colorado State	1988
WR	Terance Mathis vs. Texas Tech	1989
QB	Jeremy Leach vs. Utah	
QB	Fred Schweer vs. Texas-El Paso	1993
QB	Stoney Case vs. Brigham Young	1994
WR	Gavin Pearlman vs. Utah	
QB	Donald Sellers vs. New Mexico State	1995
TB	Lennox Gordon vs. New Mexico State	1996
QB	Graham Leigh vs. Northern Arizona	1997

QB	Graham Leigh vs. New Mexico State	
QB	Graham Leigh vs. San Diego State	
QB	Graham Leigh vs. Brigham Young	
QB	Sean Stein vs. Air Force	1999
RB	Holmon Wiggins vs. Texas Tech	2000
RB	Jarrold Baxter vs. Utah	
RB	Jarrold Baxter vs. UTEP	2001
RB	Jarrold Baxter vs. New Mexico State	
QB	Justin Millea vs. UNLV	2002
RB	DonTrell Moore vs. Wyoming	
OT	Jason Lenzmeier vs. Utah	2003
RB	DonTrell Moore vs. Colorado State	
RB	DonTrell Moore vs. Air Force	
QB	Kole McKamey vs. Texas Tech	2004
WR	Hank Baskett vs. Missouri	2005
QB	Kole McKamey vs. New Mexico State	
RB	DonTrell Moore vs. Wyoming	
WR	Marcus Smith vs. New Mexico State	2006
QB	Donovan Porterie vs. Utah	
QB	Donovan Porterie vs. New Mexico State	2007
RB	Rodney Ferguson vs. Air Force	
RB	Rodney Ferguson vs. San Diego State	2008
RB	Kasey Carrier vs. Air Force	2012
RB	Kasey Carrier vs. UTEP	2013
RB	Richard McQuarley vs. Air Force	2017
QB	Isaiah Chavez vs. Fresno State	2020
QB	Terry Wilson vs. New Mexico State	2021
QB	Dylan Hopkins vs. Tennessee Tech	2023
QB	Dylan Hopkins vs. Hawai'i	2023
RB	Jacory Croskey-Merritt at Fresno State	2023

DEFENSE (60)

NT	Greg Azar vs. Brigham Young	1980
LB	Bob Shupryt vs. San Diego State	
DE	Jimmie Carter vs. Houston	1981
LB	Johnny Jackson vs. Air Force	
LB	Johnny Jackson vs. Utah	
DE	Jimmie Carter vs. Wyoming	1982
LB	Johnny Jackson vs. San Diego State	
LB	Johnny Jackson vs. Colorado State	
LB	Johnny Jackson vs. Hawai'i	
NT	Fred Mady vs. Utah	1983
LB	Gary Butler vs. Texas Tech	
LB	Gary Butler vs. Texas-El Paso	
FS	Ray Hornfeck vs. Texas-El Paso	1984
LB	Frank Reina vs. Texas Tech	1985
DE	Tom Cole vs. Texas-El Paso	1986
LB	Nate Morris vs. New Mexico State	1989
CB	Donald Levingston vs. Fresno State	
LB	Steve Vaipulu vs. Texas-El Paso	1990
DT	Steve Green vs. New Mexico State	1991
CB	Eric Jack vs. Colorado State	
LB	Jesse Becton vs. TCU	1992
LB	Jesse Becton vs. Utah	
CB	Eric Jack vs. Hawai'i	1993
CB	Eric Jack vs. Wyoming	
LB	Blake Irwin vs. Fresno State	1994
LB	Antoine Wright vs. Hawai'i	1995
CB	Art Celestine vs. Colorado State	
LB	Blake Irwin vs. Utah State	1997
FS	Billy Austin vs. SMU	
LB	Brian Urlacher vs. Tulsa	
FS	Brian Urlacher vs. UTEP	1999
FS	Brian Urlacher vs. San Diego State	
LB	Gary Davis vs. Wyoming	2001
LB	Gary Davis vs. UNLV	
LB	Charles Moss vs. New Mexico State	
S	Terrell Golden vs. Baylor	
LB	Charles Moss vs. Air Force	2002
LB	Billy Strother vs. San Diego State	

LB	Billy Strother vs. Wyoming	
CB	Gabriel Fulbright vs. San Diego State	2003
LB	Daniel Gawronski vs. Air Force	
S	Josh Bazinet vs. Texas Tech	2004
DE	Evroy Thompson vs. San Diego State	
LB	Nick Speegle vs. Colorado State	
LB	Fola Fashola vs. Wyoming	
DE	Evroy Thompson vs. Missouri	2005
LB	Michael Tuohy vs. New Mexico State	2006
LB	Cody Kase vs. San Diego State	
CB	Glover Quin vs. Arizona	2008
LB	Carmen Messina vs. UNLV	2011
DE	Brett Powers vs. New Mexico State	2013
LB	Dakota Cox vs. New Mexico State	2014
	Kimmie Carson vs. Wyoming	
LB	Ryan Langford at Boise State	2015
LB	Dakota Cox vs. South Dakota	2016
NICK	Jake Rothschilder vs. Abilene Christian	2017
S	Marcus Hayes at New Mexico State	2018
LB	Brandon Shook vs. Wyoming	2020
LB	Reco Hannah vs. UTEP	2022
S	Jermarius Lewis vs. Hawai'i	2023

SPECIAL TEAMS (36)

P	Jason Bloom vs. Central Florida	1996
PR	Chad Smith vs. Texas-El Paso	
P	Jason Bloom vs. Northern Arizona	1997
P	Jason Bloom vs. Utah State	
K	Colby Cason vs. SMU	
P	Jason Bloom vs. Brigham Young	
K	Colby Cason vs. Tulsa	
P/K	Jason Bloom vs. Hawai'i	1998
K	Vladimir Borombozin vs. Texas Tech	2000
PR	Holmon Wiggins vs. New Mexico State	
K	Vladimir Borombozin vs. San Diego St.	2001
PR	Dwight Counter vs. Weber State	2002
K	Wes Zunker vs. Colorado State	2003
K	Wes Zunker vs. Texas Tech	2004
P	Tyler Gaus vs. UNLV	
K	Wes Zunker vs. Colorado State	
K	Kenny Byrd vs. UNLV	2006
K	Kenny Byrd vs. Colorado State	
K	Kenny Byrd vs. San Diego State	
K	John Sullivan vs. New Mexico State	2007
K	John Sullivan vs. Sacramento State	
K	John Sullivan vs. Air Force	
K	John Sullivan vs. Colorado State	
K	James Aho vs. Arizona	2008
K	James Aho vs. New Mexico State	
K	James Aho vs. Colorado State	2009
K	James Aho vs. Wyoming	2010
K	Justus Adams vs. New Mexico State	2012
KR	Carlos Wiggins vs. Hawai'i	2015
K/P	Zack Rogers at Boise State	2015
K	Jason Sanders vs. South Dakota	2016
KR	Elijah Lilly vs. Air Force	2016
P	Corey Bojorquez vs. Nevada	2016
K	Jason Sanders at Utah State	2016
K	Jason Sanders at Tulsa	2017
P	Tyson Dyer at Air Force	2018

FRESHMEN (5)

QB	Isaiah Chavez at Wyoming	2021
RB	Aaron Dumas at Fresno State	2021
KR	Christian Washington vs. Boise State	2022
DB	A.J. Haulcy vs. UTEP	2022
DB	A.J. Haulcy vs. Fresno State	2022



ALL-AMERICA

- 1953 Larry White, C, UPI 2nd Team
- 1954 Larry White, C, AP/UPI 1st Team
- 1959 Don Perkins, HB, AP 3rd Team
- 1962 Bobby Santiago, RB, UPI 3rd Team
- 1964 Jack Abendschan, OG, AP 2nd Team
- 1975 Bob Berg, K, USFWA 1st Team
- 1976 Robin Cole, DE, AP 3rd Team
- 1982 Johnny Jackson, LB, AP 3rd Team
- 1987 Terance Mathis, WR, AP 3rd Team
- 1989 Terance Mathis, WR, Consensus 1st Team
- 1990 Kurt Jensen, C, FB News 3rd Team
- 1992 Winslow Oliver, TB, FB News 1st Team Freshman
- 1993 Buddy Billingsley, FB News 2nd Team
- 1997 Pascal Volz, WR, Sporting News 3rd Team
- 1998 Brian Urlacher, FS, The Sports Network
- 1999 Brian Urlacher, FS, Consensus 1st Team
- 2001 Nick Speegle, LB, Sporting News Freshman 3rd Team
- 2002 Claude Terrell, OG, FB Writers Freshman Team
- 2003 Tyler Gaus, P, Sporting News Freshman 3rd Team
- 2003 DonTrell Moore, RB, CFBNews.com 2nd Team
- 2004 Claude Terrell, OG, AP 3rd Team
- 2004 Robert Turner, OG, FB Writers Freshman Team
- 2004 Brandon Payne, CB, Walter Camp 2nd Team
- 2004 Michael Tuohy, DE, CFBNews.com Freshman 2nd Team, The Sporting News Freshman 3rd Team
- 2005 DeAndre Wright, DB, FWAA Freshman Team Honorable Mention
- 2005 Blake Ligon, DB, FWAA Freshman Team Honorable Mention
- 2007 John Sullivan, K, Consensus 1st Team
- 2008 James Aho, K, The Sporting News, CollegeFootballNews.com Freshman 2nd Team
- 2013 Carlos Wiggins, KR, SB Nation 2nd Team, College Sports Madness 3rd Team, Phil Steele 4th Team, Sports Illustrated Honorable Mention
- 2018 Dakota Cox, LB, FWAA Freshman Team
- 2018 Marcus Hayes, PR, FWAA Freshman Team

ACADEMIC ALL-AMERICA

- 1970 Joe Hartshorne, K
- 1975 Bob Johnson, S
- 1977 Robert Rumbaugh, DT
- 1978 Robert Rumbaugh, DT
- 1993 Justin Hall, C
- 1997 Chad Smith, S
- 1998 Chad Smith, S
- 2006 Cody Kase, LB
- 2007 Cody Kase, LB; Vince Natali, C
- 2008 Zach Arnett, LB
- 2016 Garrett Adcock, OL

ACADEMIC ALL-CONFERENCE

- 1960 Jim Bradley, T; Jack Butler, G
- 1961 Bobby Santiago, RB
- 1962 Orvey Hampton, QB
- 1963 Gary Ness, RB
- 1964 John Anderson, OG
- 1969 Joe Hartshorne, K; Rocky Long, QB; Henry Noe, OT
- 1970 Rocky Long, QB
- 1971 Joe Hartshorne, K; Rocky Long, QB
- 1972 Steve Ernst, DB; Greg Symons, DE
- 1973 Bob Berg, K; Steve Ernst, DB; Greg Symons, DE
- 1974 Bob Berg, K; Bob Johnson, S
- 1975 Bob Berg, K; Bob Johnson, S; Bob Shultz, NT
- 1976 Robert Rumbaugh, DT
- 1977 Mark Koskovich, S; Robert Rumbaugh, DT
- 1978 Mark Koskovich, S; Robert Rumbaugh, DT;
- 1979 Frank Sedillo, DB
- 1980 Todd Lafferty, OL; Frank Sedillo, DB; Ben Shultz, LB
- 1981 Pete Parks, K; Frank Sedillo, DB; Derek Skene, DE
- 1984 Brent Henson, LB; Ray Hornfeck, FS
- 1987 Shane Hall, RB
- 1988 Jeff Howes, OF
- 1990 John Bell, DT; Mike Henderson, WR
- 1991 Justin Hall, C; Mark Turner, C; Carl Winston, WR
- 1992 Marcus Goodloe, WR; Justin Hall, C;
- 1992 Ryan Mummert, OG; Carl Winston, WR
- 1993 Stoney Case, QB; Justin Hall, C; Ryan Mummert, OG
- 1994 Stoney Case, QB; Ryan Mummert, OT; Steve Pagador, WR

- 1995 Ryan Mummert, OT; Scott Peterson, QB
- 1996 Chad Smith, S
- 1997 Jason Purvis, DT; Jon Samuelson, OG; Chad Smith, S
- 1998 Eric Jaworsky, QB; Jason Purvis, DE;
- 1999 Jon Samuelson, OG; Chad Smith, S
- 1999 Brian Choi, OT; Eric Jaworsky, QB; David McKinney, K, Cort Moffitt, P, Jon Samuelson, OT;
- 2000 LaMarcus Spillers, DE; Amos Wilson, LB
- 2000 Rudy Caamano, QB; Brian Choi, OL; Justin Millea, QB;
- 2000 Terrell Golden, S; Bryan Penley, TE; Jon Samuelson, OT
- 2001 Mike Augustyniak, TE; Rudy Caamano, QB; Terrell Golden, S; Casey Kelly, QB; Tony Mazotti, DE; Justin Millea, S; Bryan Penley, TE;
- 2001 Kirk Robbins, WR; Nick Speegle, LB; Adrian Terry, NT; Domingo Villarruel, LB; Kevin Walton, S
- 2002 Hank Baskett, WR; Kenny Byrd, K; Zach Cresap, TE; Fola Fashola, LB; Daniel Gawronski, LB; Terrell Golden, S; Casey Kelly, QB; Martin Lovato, DS; Justin Millea, QB; Bryan Penley, TE; Nick Speegle, LB; Kevin Walton, S
- 2003 Mike Augustyniak, TE; Hank Baskett, WR; D.D. Cox, RB; Zach Cresap, TE; Tyler Gaus, P; Daniel Gawronski, LB; Terrell Golden, S; Casey Kelly, QB; Bryan Penley, TE;
- 2003 Nick Speegle, LB; Evroy Thompson, DE; Kevin Walton, S
- 2004 Mike Augustyniak, TE; Hank Baskett, WR; George Carter, LB; Tyler Gaus, P; Logan Hall, TE; Stephen Hutchison, DE; Cody Kase, LB; Mike Mohoric, LB; Curtis Pino, TE; Martin Romero, WR; Nick Speegle, LB; Allan Stone, FB; Kevin Walton, S
- 2005 Zach Arnett, LB; Hank Baskett, WR; Billy Brittain, NT; George Carter, LB; Tyler Gaus, P; Logan Hall, TE; Cody Kase, LB; Mike Mohoric, LB; Vince Natali, C; Chris Nelson, QB; Curtis Pino, TE
- 2006 Zach Arnett, LB; Kendall Briscoe, DE; Billy Brittain, NT; George Carter, LB; Brian Clampitt, QB; Cody Kase, LB; Chris Mark, TE; Clint McPeek, S; Bart Miller, OT; Vince Natali, C; Chris Nelson, QB; Brian Ramsay, OT; Frankie Solomon, S
- 2007 Zach Arnett, LB; Matt Barnard, P; George Carter, LB; Brian Clampitt, QB; Eric Garrison, K; Brad Gruner, QB; Stephen Hutchison, DE; Cody Kase, LB; Daniel Lowney, S; Danny Martin, S; Clint McPeek, S; Bart Miller, OG; Vince Natali, C; Jon O'Brien, DS; Frankie Solomon, S; Mitch Straub, TE; John Sullivan, K
- 2008 James Aho, K; Zach Arnett, LB; Jake Bowe, S; Brad Gruner, QB; Jeremiah Lovato, NT; Clint McPeek, S; Frankie Solomon, S; Mitch Straub, TE; Joshua Taufalele, OG; Mica Williams, S
- 2009 James Aho, K; Chris Biren, RB; Kasey Carrier, RB; Brad Gruner, QB; Evan Jacobsen, DS; Victor James, WR; Clint McPeek, LB; Spencer Merritt, LB; Cody Neely, LB; Frankie Solomon, S; Josh Taufalele, OG; Nick Wilhelm, WR
- 2010 James Aho, K; Chris Biren, RB; Brad Gruner, QB; Joseph Harris, LB; Brian Hill, S; Evan Jacobsen, DS; Spencer Merritt, LB; Cody Neely, LB; Matt Raymer, S; Lucas Reed, TE; Ben Skaer, K; Nick Wilhelm, WR; Freddy Young, S
- 2011 Justus Adams, K; LaMar Bratton, C; Joseph Harris, DE; Evan Jacobsen, DS; Matt Raymer, S; Lucas Reed, TE; Ben Skaer, K
- 2012 Justus Adams, K; Garrett Adcock, OG; Andrew Aho, TE; Chris Biren, TE; Dallas Bollema, LB; Chris Edling, TE; Cole Gautsche, QB; Joseph Harris, DE; Evan Jacobsen, DS; Matt Raymer, S; Lucas Reed, TE; Ben Skaer, K; Reece White, WR; Carlos Wiggins, WR
- 2013 Justus Adams, K; Andrew Aho, TE; Dallas Bollema, LB; Brett Bowers, DE; Kasey Carrier, RB; Dakota Cox, LB; Jacori Greer, NT; David Guthrie, SS; Cranston Jones, CB; Steven Romero, DS; Dillon Romine, OT; Ben Skaer, P; William Udeh, DE; Donnie White, LB; Randy Williams, DE
- 2014 Garrett Adcock, OL; Ricky Bennett, DB; LaMar Bratton, OL; Dakota Cox, LB; Chris Davis, WR; David Guthrie, DB; Ryan Langford, LB; Eden Mahina, OL; Quinton McCown, QB; Kene Okonkwo, DL; Zack Rogers, K/P; Steven Romero, LS; Dillon Romine, OL; Jason Sanders, K; Geoff Smelser, LB; William Udeh, DL; Donnie White, LB; Reece White, TE; Randy Williams, DL; Jack Ziltz, DL;
- 2015 Garrett Adcock, OL; Austin Apodaca, QB; Ricky Bennett, DB; Dakota Cox, LB; Chris Davis, Jr. WR; Travis Green, DB; Alex Hart, LB; Delane Hart-Johnson, WR; Daniel Henry, DB; Aaron Jenkins, OL; Eden Mahina, OL; Kene Okonkwo, DL; Zack Rogers, K/P; Steven Romero, LS; Dillon Romine, OL; Jake Rothschilder, DB, Jason Sanders, K; Reece White, TE
- 2016 Garrett Adcock, OL; Austin Apodaca, QB; Erik Beilman, TE; Corey Bojorquez, P; Dakota Cox, LB; Chris Davis, Jr. WR; Q' Drennan, WR; Blaise Fountain, OL; Cole Gautsche, TE; Jacob Girgle, S; Charlie Grammel, OL; Alex Hart, LB; Daniel Henry, S; Nick Lehman, TE; Elijah Lilly, CB; Kene Okonkwo, DL; Steven Romero, LS; Jake Rothschilder, S; Kyle Rothschilder, S
- 2017 Erik Beilman, TE; Aaron Blackwell, DT; Corey Bojorquez, P; Chris Davis, Jr., WR; Q' Drennan, WR; Jordan Flack, LB; Blaise Fountain, OL; Coltin Gerhart, QB; Jacob Girgle, S; Charlie Grammel, OL; Lon Hampton, LS; Alex Hart, LB; Rafael Hidalgo, WR; Elijah Lilly, CB; Blair Manly, CB; Kene Okonkwo, DL; Gabe Ortega, S; D'Angelo Ross, CB; Jake Rothschilder, S; Kyle Rothschilder, S; Tevaka Tuioti, QB; Jason Sanders, K; Anselem Umeh, WR
- 2018 Erik Beilman, TE; Aaron Blackwell, DT; Nico Bolden, S; Austin Cook, OL; Tyson Dyer, P; Jordan Flack, LB; Coltin Gerhart, QB; Charlie Grammel, OL; Micah Gray, RB; Lon Hampton, LS; Marcus Hayes, S; Johnny Hernandez, S; Rafael Hidalgo,



- WR; Javohn Jones, RB; Elijah Lilly, CB; Blair Manly, CB; Gabe Ortega, S; D'Angelo Ross, CB; Teton Saltes, OL; Andrew Shelley, K; Brandon Shook, LB; Adebayo Soremekun, DL; Kyle Stapley, OL; Danny Sutton, K; Sitivena Tamaivena, LB; Anselem Umeh, WR
- 2019 Erik Beilman, TE; Nico Bolden, S; Austin Cook, OL; Tony Collier, CB; Tyson Dyer, P; Micah Gray, RB; Alex Hart, LB; Johnny Hernandez, S; Jacob Jankoviak, OL; Javohn Jones, RB; Sherion Jones, QB; Blair Manly, CB; Joey Noble, DL; Cedric Patterson III, WR; Teton Saltes, OL; Andrew Shelley, K; Brandon Shook, LB; Kyle Stapley, OL; Anselem Umeh, WR; David Zavala, OL
- 2020 Chad Alexander, RB; Keith Alvarado, DL; Walter Baca, OL; Dominic Barela; O.J. Bartley, DL; Mathias Bertram, S; Nico Bolden, S; Greg Brown II, OL; Tavian Combs, S; Ryan Cosper, WR; Ben Davis, OL; Tyson Dyer, P; Austin Erickson, WR; Andrew Erickson, WR; Matthew French, LB; Adam Gay, DL; Connor Genal, QB; Isaak Gutierrez, OL; Zion Hall, DB; Kyle Hester, TE; Zac Hofman, WR; Brandt Hughes, QB; Jacob Jankoviak, OL; Conner Kinslow, TE; Marquee Kirkendoll, CB; Jonah Leyva, WR; Jared Long, P; Brad Murphy, OL; Cedric Patterson III, WR; Syaire Riley, LB; Tevaka Tuioti, QB; Teton Saltes, OL; Jake Saltonstall, DL; Devin Sanders, LB; Bryce Santana, DL; Andrew Shelley, K; Ian Shewell, DL; Brandon Shook, LB; Troy Sicaeros, LS; Semaj Sims, LB; Kyle Stapley, OL; George Steinkamp, K; Anselem Umeh, WR; Jathon Washington, WR; Blake Wells, WR; Hayden Wilson, OL; Connor Witthoft, TE
- 2021 O.J. Bartley, DL; Greg Brown II, OL; Trace Bruckler, TE; Michael Buckley, WR; Bryson Carroll, RB; Arrison Cole, OL; Tavian Combs, S; Ben Davis, OL; Andrew Erickson, WR; Adam Gay, DL; Simon Gay, TE; Connor Genal, QB; Isaak Gutierrez, OL; Brandt Hughes, QB; Jared Long, P; Shancco "Ise" Matautia, OL; C.J. Montes, QB; Langston Murray, DL; Isaiah Perez, LS; Syaire Riley, LB; J.D. Roberts, LB; Aaron Rodriguez, P; Jake Saltonstall, DL; Bryce Santana, DL; Andrew Shelley, K; Ian Shewell, DL; George Steinkamp, K; Blake Wells, WR; Connor Witthoft, TE; Bobby Wooden, WR; Luke Wysong, WR.
- 2022 O.J. Bartley, DL; Greg Brown II, OL; Tavian Combs, S; J.C. Davis, OL; Luke Drzewiecki, K; Austin Erickson, WR; Andrew Erickson, WR; Tavien Ford, OL; Adam Gay, DL; Isaak Gutierrez, OL; Hunter Haemker, LB; Reco Hannah, LB, A.J. Haulcy, S; Justin Holaday, QB; Dion Hunter, LB; Benji Johnson, S; Tyler Kiehne, NT; Shancco "Ise" Matautia, OL; Zach Morris, CB; Geordon Porter, WR; Syaire Riley, LB; Aaron Rodriguez, P; Jake Saltonstall, DL; Bryce Santana, DL; Ian Shewell, DL; George Steinkamp, K; Sherod White, RB; Connor Witthoft, TE; Bobby Wooden, RB, Luke Wysong, WR; Kade Zimmerman, WR.
- 2023 Trace Bruckler, TE; Avery Burt, DT; Devon Dampier, QB; J.C. Davis, OL; Ryan Davis, WR; Luke Drzewiecki, K; Brendan Durkin, LS; Andrew Erickson, WR; Tavien Ford, OL; Everett Hunter, TE; Dimitri Johnson, LB; Tyler Kiehne, NT; Gabriel Lopez, DT; Shancco "Ise" Matautia, OL; Wyatt McClour, TE; Dereck Moore, S; Zach Morris, CB; David Murphy, S; Hunter Rapolla, DT; Syaire Riley, LB; Bryce Santana, DL; Mihalis Santorineos, LB; Zach Vigil, RB; Sherod White, RB; Landon Williams, DL; Jayden Wilson, LB; DJ Wingfield, OL; Bobby Wooden, S.

NATIONAL FOOTBALL FOUNDATION SCHOLAR-ATHLETE

- 1993 Justin Hall, C
1994 Stoney Case, QB
1998 Chad Smith, S

HITACHI CFA SCHOLAR-ATHLETE

- 1992 Justin Hall, C
1993 Justin Hall, C; Carl Winston, WR
1994 Stoney Case, QB

STAN BATES AWARD (WAC top scholar athlete)

- 1982 Frankie Sedillo, DB
1994 Justin Hall, C
1995 Stoney Case, QB

JOE KEARNEY AWARD (WAC top male athlete)

- 1995 Stoney Case, QB

COACH OF THE YEAR

- 1952 Dudley DeGroot (Skyline)
1958 Marv Levy (Skyline)
1993 Dennis Franchione (WAC)
1997 Dennis Franchione (WAC Mountain Division)
2002 Rocky Long (Mountain West)

CONFERENCE MOST VALUABLE PLAYER

- 1999 Brian Urlacher, FS (Mountain West)

CONFERENCE OFFENSIVE PLAYER OF THE YEAR

- 1964 Stan Quintana, QB (WAC)
1971 Rocky Long, QB (WAC)
1978 Mike Williams, RB (WAC Co-MVP)

- 1994 Stoney Case, QB (WAC)
1997 Graham Leigh, QB (WAC)
2005 DonTrell Moore, RB (Mountain West)

CONFERENCE DEFENSIVE PLAYER OF THE YEAR

- 1963 Eddie Stokes, DL (WAC)
1972 John Urban, DT (WAC)
1976 Robin Cole, LB (WAC)
1982 Johnny Jackson, LB (WAC)

CONFERENCE SPECIAL TEAMS PLAYER OF THE YEAR

- 2006 Kenny Byrd, K (co-player, Mountain West)
2013 Carlos Wiggins, KR (MW)

CONFERENCE NEWCOMER OF THE YEAR

- 1981 Johnny Jackson, LB (WAC)

CONFERENCE FRESHMAN OF THE YEAR

- 1992 Winslow Oliver, RB (WAC)
2000 Brandon Ratcliff, S (co-player, MWC)
2002 DonTrell Moore, RB (MWC)

ALL-CONFERENCE (1st team only)

- (Border 1933-50; Skyline 1951-61; Western Athletic 1962-98; Mountain West 1999-current)
- 1933 Jack Walton, C
1934 Ralph Bowyer, E; Guyton Hays, FB; Jack Jones, OG; Abdon Paiz, HB
1935 Ralph Bowyer, E
1937 Leonard Barlow, G; Bill Dwyer, HB
1938 John Martel, G; Bill Dwyer, HB
1939 Jack Henley, E
1942 Bill Thompson, G
1946 Louis Cullen, FB
1947 Rudy Krall, FB
1948 Rudy Krall, FB
1951 Roger Cox, DE
1952 Jack Barger, DT; Don Papini, DG; Larry White, HB
1953 Larry White, C
1954 Larry White, C
1957 Jerry Nesbitt, G
1958 Don Black, E; Don Perkins, HB
1959 Ron Beard, C; Don Black, E; Don Perkins, HB
1961 Bob Bouyer, G
1962 Larry Jasper, E; Bobby Santiago, HB; Bucky Stallings, FB; Eddie Stokes, C
1963 Jack Abendschan, G; Eddie Stokes, C; Wayne Tvrdik, T
1964 Jack Abendschan, G; Stan Quintana, QB
1965 Bob Bouyer, G; Paul Smith, T
1967 Emilio Vallez, E
1968 David Bookert, TB; Ace Hendricks, WR
1970 Fred Henry, HB; Jay Morrison, DB; Houston Ross, LB; Sam Scarber, FB
1971 Todd Klein, C; Rocky Long, QB; John Urban, OT; Tom Walker, OG
1972 John Urban, OT
1973 John Woodcock, NT
1974 Steve Bauer, P; Bob Berg, K; Preston Dennard, SE; Greg Jones, DE
1975 Edgar Bell, OG; Robin Cole, DE; Randy Rich, S; Steve Wilson, C
1976 Robin Cole, DE; Preston Dennard, SE; Dave Green, C; Tom Morris, OT; Mike Williams, FB
1977 Max Hudspeth, S and return specialist; Tom Ryan, C; Mike Williams, FB
1978 Mike Forrest, LB; Ron Hegge, G; Max Hudspeth, RET; Ricky Martin, SE; Robert Rumbaugh, DT; Mike Williams, FB
1979 Charlie Baker, DE; Sharay Fields, DB; Jimmy Sayers, RB
1980 Bob Shupyr, NT
1981 Greg Azar, LB; Jimmie Carter, DE;
1982 Mike Carter, RB; Jimmie Carter, DE; Ray Hornfeck, FS; Johnny Jackson, LB
1983 Jimmy Carter, DE; Ray Hornfeck, FS; Johnny Jackson, LB
1984 Johnny Jackson, LB; Willie Turrall, RB
1986 Terance Mathis, WR
1987 Terance Mathis, WR
1989 John Bell, DE; Kurt Jensen, C; Terance Mathis, WR
1990 John Bell, DT
1991 Kim McCall, LB
1992 Jesse Becton, LB
1993 Klint Hall, OT; Eric Jack, CB; Tuli Mateialona, LB; Ray Wilson, FS
1994 Stoney Case, QB; David Sloan, TE
1995 Winslow Oliver, TB
1996 Lennox Gordon, TB; Brandon Turner, C;



- 1997 Jason Bloom, P; Colby Cason, K Graham Leigh, QB; Ramos McDonald, CB; Scott McGarrahan, S; Pascal Volz, WR
- 1998 Graham Leigh, QB; Brian Urlacher, FS
- 1999 Brian Urlacher, FS
- 2000 Brian Johnson, DE
- 2001 Vladimir Borombozin, K; Gary Davis, LB; Brian Johnson, DE
- 2002 DonTrell Moore, RB; Charles Moss, LB; Brandon Ratcliff, S
- 2003 Ryan Cook, C; Jason Lenzmeier, OT; DonTrell Moore, RB; Brandon Ratcliff, S; D.J. Renteria, DE; Claude Terrell, OG; Wes Zunker, K
- 2004 Ryan Cook, C; DonTrell Moore, RB; Marcus Parker, NT; Brandon Payne, CB; Nick Speegle, LB; Claude Terrell, OT
- 2005 Hank Baskett, WR; Ryan Cook, C; Gabriel Fulbright, CB; Mike Mohoric, LB; DonTrell Moore, RB; Evroy Thompson, DE; Robert Turner, OG
- 2006 Quincy Black, S; Travis Brown, WR; Kenny Byrd, K; Rodney Ferguson, RB; Robert Turner, OG
- 2007 Travis Brown, WR; Devin Clark, OT; Tyler Donaldson, DE; Rodney Ferguson, RB; Vince Natali, C; Marcus Smith, WR; John Sullivan, K; DeAndre Wright, CB
- 2008 Glover Quin, CB
- 2009 Erik Cook, C; Carmen Messina, LB; Adam Miller, P
- 2010 Lucas Reed, TE
- 2011 Carmen Messina, LB
- 2013 Ben Skaer, P; Carlos Wiggins, KR
- 2014 LaMar Bratton, OL; Dakota Cox, LB
- 2017 Corey Bojorquez, P
- 2020 Jerrick Reed II, S
- 2023 J.C. Davis, OL

ALL-AMERICAN BOWL (Tampa, Fla.)

- 1962 George Heard, DE
- 1970 Sam Scarber, RB
- 1972 Fred Henry, RB

ALL-AMERICAN BOWL (Tallahassee, Fla.)

- 1991 Kurt Jensen, C

BLUE-GRAY GAME (Montgomery, Ala.)

- 1976 Steve Myer, QB
- 1978 Max Hudspeth, DB
- 1994 Stoney Case, QB (MVP); David Sloan, TE; Manley Woods, WR
- 1995 Art Celestine, CB; Winslow Oliver, TB
- 1996 Brandon Turner, C
- 1998 Graham Leigh, QB
- 2000 Mike Barnett, LB
- 2001 Holmon Wiggins, RB

CASINO DEL SOL GAME (Tucson, Ariz.)

- 2012 Carmen Messina, LB

COACHES ALL-AMERICAN GAME (Lubbock, Texas)

- 1976 Bob Berg, K
- 1976 Steve Myer, QB (Game MVP)

COLLEGE ALL-STAR GAME (Chicago, Ill.)

- 1960 Don Perkins, RB
- 1966 Stan Quintana, DB

EAST-WEST SHRINE GAME (numerous sites)

- 1928 John Dolzadelli, RB
- 1930 Manny Foster, OT
- 1939 Bill Dwyer, HB
- 1963 Wayne Tvrdik, DT
- 1966 Stan Quintana, QB-DB
- 1972 Rudy Feldman, Asst. Coach (West); George Oakes, DT; John Urban, OT
- 1976 Steve Myer, QB
- 1977 Andy Frederick, DT; Robin Cole, DE
- 1989 Rick Walsh, K
- 1991 Kurt Jensen, C
- 1997 Brandon Turner, C
- 2002 Jarrod Baxter, RB
- 2005 Claude Terrell, OT
- 2006 DonTrell Moore, TB; Adrian Byrd, FB
- 2007 Quincy Black, S; Robert Turner, OG
- 2008 Travis Brown, WR
- 2009 Glover Quin, CB
- 2013 Lucas Reed, TE
- 2014 Dillon Farrell, C

GRIDIRON CLASSIC (Orlando, Fla.)

- 1999 Graham Leigh, QB
- 2004 Calvin McDonald, OT

HULA BOWL (Honolulu, Hawaii)

- 1978 Max Hudspeth, DB
- 1990 Terance Mathis, WR
- 1996 Winslow Oliver, TB (MVP)
- 1999 Jason Bloom, P
- 2001 Joe Maese, LS
- 2004 Jason Lenzmeier, OT; D.J. Renteria, DE
- 2020 Tyson Dyer, P

JAPAN BOWL (Tokyo, Japan)

- 1976 Steve Myer, QB

LAS VEGAS ALL-AMERICAN CLASSIC

- 2004 Dwight Counter, WR; Brandon Ratcliff, S; Billy Strother, LB; Sidney Wiley, S
- 2005 Brandon Payne, CB; Nick Speegle, LB
- 2006 Terrance Pennington, OT

MAGNOLIA CLASSIC (Jackson, Miss.)

- 2005 Mike Mohoric, LB; Marcus Parker, NT; Terrance Pennington, OT

NFLPA Collegiate Bowl (Carson, Calif.)

- 2013 Evan Jacobsen, LS
- 2015 Jhurell Pressley, RB
- 2016 Teriyon Gipson, RB
- 2019 Javon Mosley, OL

NORTH-SOUTH ALL-STAR CLASSIC (Houston)

- 2007 Kenny Byrd, K

NORTH-SOUTH SHRINE GAME (Miami, Fla.)

- 1970 Sam Scarber, RB
- 1971 John Shipkowski, OT
- 1972 Fred Henry, RB

PARADISE BOWL (St. George, Utah)

- 2002 Mohammed Konte, LB; Stephen Persley, CB

SENIOR BOWL (Mobile, Ala.)

- 1966 Stan Quintana, QB-DB
- 1981 Brad Wright, QB
- 1982 Robin Gabriel, QB
- 1990 Terance Mathis, WR
- 1991 Ron Shipley, OT
- 1995 David Sloan, TE
- 1996 Art Celestine, CB
- 1998 Ramos McDonald, CB
- 2000 Brian Urlacher, LB (team defensive MVP)
- 2002 Jarrod Baxter, RB
- 2006 Hank Baskett, WR; Ryan Cook, C
- 2008 Marcus Smith, WR

TEXAS VS. THE NATION (El Paso, Texas)

- 2007 Bo Greer, OG
- 2008 Travis Brown, WR; Devin Clark, OT
- 2010 Erik Cook, C

TROPICAL BOWL (Daytona Beach, Fla.)

- 2016 Nias Martin, DB; Lee Crosby, DB



Attendance Records

YEAR-BY-YEAR AT UNIVERSITY STADIUM

Year	G	Record	Attendance	Average
1960	6	3-3	101,776	16,963
1961	6	5-1	102,111	17,019
1962	5	5-0	118,648	23,730
1963	6	4-2	125,822	20,970
1964	6	5-1	132,463	22,077
1965	6	2-4	122,762	20,460
1966	5	1-4	85,305	17,061
1967	6	1-5	72,972	14,504
1968	5	0-5	58,884	11,777
1969	5	2-3	72,972	14,594
1970	5	4-1	67,636	13,527
1971	6	3-2-1	120,389	20,064
1972	5	1-4	88,554	17,710
1973	5	3-2	77,766	15,553
1974	6	2-3-1	102,956	17,159
1975	6	4-2	98,624	17,437
1976	5	2-3	104,653	20,930
1977	5	3-2	87,858	17,571
1978	6	3-3	99,504	16,584
1979	6	4-2	125,443	20,907
1980	5	2-3	89,242	17,848
1981	5	2-2-1	82,014	16,402
1982	6	5-1	139,414	23,236
1983	5	4-1	95,621	19,124
1984	6	3-3	128,587	21,431
1985	5	1-4	98,762	19,752
1986	5	3-2	79,845	15,969
1987	4	0-4	62,515	15,629
1988	6	1-5	68,305	11,384
1989	5	2-3	103,628	20,726
1990	5	1-4	78,233	15,647
1991	5	2-3	79,112	15,822
1992	6	3-3	115,479	19,247
1993	6	4-2	151,844	25,307
1994	5	2-3	134,239	26,848
1995	7	3-4	177,683	25,383
1996	6	4-2	147,982	23,585
1997	6	5-1	183,972	30,662
1998	6	2-4	158,838	26,473
1999	6	3-3	150,664	25,111
2000	6	3-3	141,935	23,656
2001	6	4-2	187,608	31,268
2002	6	5-1	183,074	30,512
2003	7	5-2	245,891	35,127
2004	5	3-2	186,408	37,282
2005	5	2-3	191,707	38,341
2006	8	3-5	234,542	29,318
2007	7	6-1	208,259	29,751
2008	6	3-3	178,275	29,712
2009	6	1-5	161,661	26,944
2010	6	1-5	125,330	20,888
2011	6	1-5	120,160	20,027
2012	6	2-4	133,840	22,307
2013	6	2-4	141,220	23,537
2014	6	1-5	131,624	21,937
2015	8	5-3	188,224	23,528
2016	7	6-1	141,938	20,277
2017	6	2-4	127,161	21,194
2018	6	1-5	99,523	16,587
2019	6	2-4	94,483	15,747
2020	0	0-0	0	0
2021	6	2-4	97,992	16,332
2022	6	2-4	89,794	14,966
2023	6	2-4	95,890	15,982
Totals (64 yrs)	364	173-188-3	7,801,588	21,432

LARGEST HOME CROWDS

ATTEN.	DATE	OPPONENT	SCORE
44,760	Sept. 17, 2005	New Mexico State	W, 38-21
44,075	Sept. 27, 2003	New Mexico State	W, 24-7
41,771	Sept. 1, 2001	UTEP	W, 26-6
41,003	Sept. 8, 2007	New Mexico State	W, 44-34
40,182	Oct. 1, 2004	Utah	L, 28-7
39,233	Oct. 8, 2005	BYU	L, 27-24
38,746	Sept. 11, 2004	Texas Tech	W, 27-24
37,533	Sept. 5, 2005	UNLV	W, 24-22
37,287	Oct. 23, 2004	San Diego State	W, 19-9
37,156	Oct. 18, 1997	Rice	L, 35-23

LARGEST ROAD CROWDS

ATTEN.	DATE	SITE	SCORE
100,990	Sept. 8, 2012	Austin, Texas	Texas 45, UNM 0
100,501	Sept. 24, 2022	Baton Rouge, La.	LSU 38, UNM 0
99,051	Nov. 11, 2017	College Station, Texas	Texas A&M 55, UNM 14
98,780	Sept. 18, 2021	College Station, Texas	Texas A&M 34, UNM 0
97,560	Sept. 2, 2023	College Station, Texas	Texas A&M 52, New Mexico 10
93,875	Sept. 6, 1986	Knoxville, Tenn.	Tennessee 35, UNM 21
89,792	Sept. 16, 1983	Knoxville, Tenn.	Tennessee 31, UNM 6
77,622	Sept. 14, 2019	South Bend, Ind.	Notre Dame 66, UNM 14
77,003	Sept. 8, 2018	Madison, Wisc.	Wisconsin 45, UNM 14
75,902	Oct. 5, 1985	Lincoln, Neb.	Nebraska 38, UNM 7
72,578	Oct. 21, 1989	Gainesville, Fla.	Florida 28, UNM 21
73,887	Sept. 5, 2009	College Station, Texas	Texas A&M 41, UNM 6
66,086	Oct. 27, 1990	Provo, Utah	BYU 55, UNM 31
64,740	Oct. 15, 1983	Provo, Utah	BYU 66, UNM 21





Home Openers

Year	Date	Opponent	Score	Year	Date	Opponent	Score
1892	Oct. 7	Albuquerque High School	L 0-5	1963	Sept. 28	Texas-El Paso	W 23-7
1893	Nov. 18	Albuquerque High School	W 4-0	1964	Sept. 26	Montana	W 20-0
1894	Oct. 27	Albuquerque Indian School	L 0-4	1965	Sept. 25	Texas-El Paso	L 14-35
1895-98		No Varsity		1966	Sept. 17	Utah State	W 17-8
1899	Nov. 11	Albuquerque High School	W 5-0	1967	Sept. 16	Idaho State	W 24-3
1900		No Varsity		1968	Sept. 14	Colorado State	L 13-21
1901	Nov. 9	Albuquerque High School	T 0-0	1969	Sept. 27	Texas-El Paso	L 6-21
1902		No Varsity		1970	Sept. 19	Iowa State	L 3-32
1903	Oct. 3	Albuquerque Minors	W 8-0	1971	Sept. 25	Iowa State	L 20-44
1904	Oct. 18	Menaul High School	W 11-0	1972	Sept. 16	New Mexico State	W 55-20
1905	Oct. 7	Menaul High School	T 5-5	1973	Sept. 15	New Mexico State	W 48-6
1906	Oct. 13	Albuquerque Indian School	W 27-5	1974	Sept. 14	Colorado State	W 32-23
1907	Oct. 21	Albuquerque Indian School	W 44-0	1975	Sept. 13	Fresno State	W 29-0
1908	Oct. 24	Albuquerque Indian School	W 33-0	1976	Sept. 25	Texas Tech	L 16-20
1909	Oct. 15	El Paso Military	W 15-0	1977	Oct. 8	Arizona State	L 24-45
1910	Oct. 21	New Mexico Mines	L 0-9	1978	Sept. 23	Nevada-Las Vegas	W 24-0
1911	Nov. 5	New Mexico Military	T 0-0	1979	Sept. 1	Louisiana Tech	W 34-0
1912	Nov. 9	Albuquerque Indian School	L 6-7	1980	Sept. 6	Brigham Young	W 25-21
1913	Oct. 18	Menaul High School	W 28-0	1981	Sept. 26	Air Force	W 27-10
1914	Oct. 31	Albuquerque Indian School	W 46-0	1982	Sept. 11	Texas Tech	W 14-0
1915	Oct. 30	New Mexico Military	L 3-6	1983	Sept. 3	Utah	W 17-7
1916	Oct. 14	Colorado School of Mines	L 0-23	1984	Sept. 8	New Mexico State	W 61-21
1917	Oct. 20	Menaul High School	W 38-0	1985	Sept. 28	Air Force	L 12-49
1918		No Varsity		1986	Sept. 27	San Diego State	L 34-38
1919	Oct. 18	New Mexico Mines	W 55-0	1987	Sept. 26	Brigham Young	L 25-45
1920	Oct. 30	Fort Bliss	W 12-0	1988	Sept. 3	Fresno State	L 21-68
1921	Nov. 12	Fort Bliss	W 35-0	1989	Sept. 2	Brigham Young	L 3-24
1922	Sept. 30	Albuquerque Indian School	W 33-0	1990	Sept. 15	Arizona	L 10-25
1923	Sept. 29	New Mexico Highlands	W 82-7	1991	Sept. 21	Nevada-Las Vegas	L 22-23
1924	Oct. 11	Montezuma College	W 56-0	1992	Sept. 5	TCU	W 24-7
1925	Oct. 10	Montezuma College	W 10-0	1993	Sept. 4	Brigham Young	L 31-34
1926	Oct. 2	New Mexico Mines	W 20-0	1994	Sept. 10	TCU	L 29-44
1927	Oct. 1	New Mexico Mines	W 35-0	1995	Sept. 2	Northern Arizona	W 45-21
1928	Sept. 29	New Mexico Mines	W 45-0	1996	Sept. 7	Northern Arizona	W 49-33
1929	Oct. 5	New Mexico Mines	W 46-0	1997	Aug. 30	Northern Arizona	W 33-10
1930	Oct. 11	New Mexico Highlands	W 45-0	1998	Sept. 5	Idaho State	W 38-9
1931	Oct. 24	Occidental	W 14-0	1999	Sept. 11	New Mexico State	L 28-35
1932	Oct. 8	Northern Arizona	W 6-0	2000	Sept. 2	Boise State	L 14-31
1933	Oct. 6	Northern Arizona	L 0-14	2001	Sept. 1	UTEP	W 26-6
1934	Sept. 29	New Mexico Highlands	W 76-7	2002	Aug. 31	Weber State	W 38-24
1935	Sept. 21	Western New Mexico	W 46-0	2003	Aug. 30	Texas State-San Marcos	W 72-8
1936	Sept. 26	Western New Mexico	L 0-6	2004	Sept. 3	Washington State	L 17-21
1937	Sept. 25	Western New Mexico	W 14-0	2005	Sept. 5	UNLV	W 24-22
1938	Sept. 23	Western New Mexico	W 40-0	2006	Sept. 2	Portland State	L 6-17
1939	Sept. 22	Western New Mexico	W 29-7	2007	Sept. 8	New Mexico State	W 44-34
1940	Oct. 4	Western New Mexico	W 28-0	2008	Aug. 30	TCU	L 3-26
1941	Sept. 26	Northern Arizona	W 12-6	2009	Sept. 12	Tulsa	L 10-44
1942	Sept. 19	Kirtland Air Force Base	W 7-6	2010	Sept. 11	Texas Tech	L 17-52
1943	Oct. 2	Kirtland Air Force Base	W 19-13	2011	Sept. 3	Colorado State	L 10-14
1944	Sept. 16	Amarillo Air Force Base	L 2-21	2012	Sept. 1	Southern	W 66-21
1945	Sept. 22	Eastern New Mexico	W 78-0	2013	Aug. 31	UTSA	L 13-21
1946	Sept. 21	Northern Arizona	W 12-7	2014	Aug. 30	UTEP	L 24-31
1947	Sept. 27	Arizona State	L 12-25	2015	Sept. 5	Mississippi Valley State	W 66-0
1948	Oct. 9	New Mexico State	W 61-0	2016	Sept. 1	South Dakota	W 48-21
1949	Sept. 24	Wyoming	L 14-41	2017	Sept. 2	Abilene Christian	W 38-14
1950	Sept. 23	Northern Arizona	W 78-0	2018	Sept. 1	Incarinate Word	W 60-32
1951	Sept. 22	Northern Arizona	W 55-6	2019	Aug. 31	Sam Houston State	W 39-31
1952	Oct. 4	New Mexico State	W 23-0	2021	Sept. 2	Houston Baptist	W 27-17
1953	Oct. 3	Brigham Young	T 12-12	2022	Sept. 3	Maine	W 41-0
1954	Oct. 2	Utah State	L 0-6	2023	Sept. 9	Tennessee Tech	W 56-10
1955	Sept. 17	New Mexico State	W 14-7				
1956	Sept. 29	Utah State	W 27-19				
1957	Sept. 21	New Mexico State	W 25-7				
1958	Oct. 4	Montana	W 44-16				
1959	Sept. 19	New Mexico State	L 12-29				
1960	Sept. 17	University of Mexico	W 77-6				
1961	Sept. 23	New Mexico State	W 41-7				
1962	Sept. 15	New Mexico State	W 28-17				

Record: 81-39-4 (.669)



Season Openers

Year	Date	Opponent	Score	Year	Date	Opponent	Score
1892	Oct. 7	Albuquerque High School	L 0-5	1964	Sept. 19	at Utah	L 0-16
1893	Nov. 18	Albuquerque High School	W 4-0	1965	Sept. 25	Texas-El Paso	L 14-35
1894	Oct. 27	Albuquerque Indian School	L 0-4	1966	Sept. 17	Utah State	W 17-8
1895-98		No Varsity		1967	Sept. 16	Idaho State	W 24-3
1899	Nov. 11	Albuquerque High School	W 5-0	1968	Sept. 14	Colorado State	L 13-21
1900		No Varsity		1969	Sept. 20	at Army	L 14-31
1901	Nov. 9	Albuquerque High School	T 0-0	1970	Sept. 19	Iowa State	L 3-32
1902		No Varsity		1971	Sept. 18	at Texas Tech	W 13-10
1903	Oct. 3	Albuquerque Minors	W 8-0	1972	Sept. 16	New Mexico State	W 55-20
1904	Oct. 18	Menaul High School	W 11-0	1973	Sept. 15	New Mexico State	W 48-6
1905	Oct. 7	Menaul High School	T 5-5	1974	Sept. 14	Colorado State	W 32-23
1906	Oct. 13	Albuquerque High School	W 28-5	1975	Sept. 13	Fresno State	W 29-0
1907	Oct. 21	Albuquerque Indian School	W 44-0	1976	Sept. 18	at Texas-El Paso	W 25-7
1908	Oct. 24	Albuquerque Indian School	W 33-0	1977	Sept. 10	at Hawai'i	W 35-26
1909	Oct. 1	at El Paso Military	L 0-11	1978	Sept. 9	at Hawai'i	L 16-22
1910	Oct. 21	New Mexico Mines	L 0-9	1979	Sept. 1	Louisiana Tech	W 34-0
1911	Oct. 29	at El Paso Military	L 0-6	1980	Sept. 6	Brigham Young	W 25-21
1912	Nov. 2	at New Mexico Military	L 0-20	1981	Sept. 5	Houston	L 10-21
1913	Oct. 18	Menaul High School	W 28-0	1982	Sept. 4	at Wyoming	W 41-20
1914	Oct. 23	at New Mexico Military	L 3-12	1983	Sept. 3	Utah	W 17-7
1915	Oct. 30	New Mexico Military	L 3-6	1984	Sept. 8	New Mexico State	W 61-21
1916	Oct. 7	at Colorado College	L 2-47	1985	Sept. 7	at Texas Tech	L 31-32
1917	Oct. 20	Menaul High School	W 38-0	1986	Sept. 6	at Tennessee	L 21-35
1918		No Varsity		1987	Sept. 5	at Utah	L 20-24
1919	Oct. 18	New Mexico Mines	W 55-0	1988	Sept. 3	Fresno State	L 21-68
1920	Oct. 16	at Colorado College	L 3-42	1989	Sept. 2	Brigham Young	L 3-24
1921	Oct. 15	at Colorado College	L 0-7	1990	Sept. 1	at New Mexico State	W 29-12
1922	Sept. 30	Albuquerque Indian School	W 33-0	1991	Aug. 31	at Texas-El Paso	L 19-35
1923	Sept. 29	New Mexico Highlands	W 82-7	1992	Sept. 5	TCU	W 24-7
1924	Oct. 11	Montezuma College	W 56-0	1993	Sept. 4	Brigham Young	L 31-34
1925	Oct. 3	at Colorado College	T 0-0	1994	Sept. 3	at Texas Tech	L 31-37
1926	Oct. 2	New Mexico Mines	W 20-0	1995	Sept. 2	Northern Arizona	W 45-21
1927	Oct. 1	New Mexico Mines	W 35-0	1996	Aug. 29	at New Mexico State	W 28-7
1928	Sept. 29	New Mexico Mines	W 45-0	1997	Aug. 30	Northern Arizona	W 33-10
1929	Oct. 5	New Mexico Mines	W 46-0	1998	Sept. 5	Idaho State	W 38-9
1930	Oct. 4	at Oklahoma	L 0-47	1999	Sept. 4	at Texas-El Paso	L 10-13
1931	Oct. 17	at New Mexico Military	W 25-0	2000	Aug. 26	at Texas Tech	L 3-24
1932	Oct. 8	Northern Arizona	W 6-0	2001	Sept. 1	UTEP	W 26-6
1933	Oct. 6	Northern Arizona	L 0-14	2002	Aug. 24	at North Carolina State	L 14-34
1934	Sept. 29	New Mexico Highlands	W 76-7	2003	Aug. 30	Texas State-San Marcos	W 72-8
1935	Sept. 21	Western New Mexico	W 46-0	2004	Sept. 3	Washington State	L 17-21
1936	Sept. 26	Western New Mexico	L 0-6	2005	Sept. 5	UNLV	W 24-22
1937	Sept. 25	Western New Mexico	W 14-0	2006	Sept. 2	Portland State	L 6-17
1938	Sept. 23	Western New Mexico	W 40-0	2007	Sept. 1	at UTEP	L 6-10
1939	Sept. 22	Western New Mexico	W 29-7	2008	Aug. 30	TCU	L 3-26
1940	Sept. 28	at Wyoming	L 3-7	2009	Sept. 5	at Texas A&M	L 6-41
1941	Sept. 25	Northern Arizona	W 12-6	2010	Sept. 4	at Oregon	L 0-72
1942	Sept. 19	Kirtland Air Force Base	W 7-6	2011	Sept. 3	Colorado State	L 14-10
1943	Sept. 25	at Colorado College	L 7-20	2012	Sept. 1	Southern	W 66-21
1944	Sept. 16	Amarillo Air Force Base	L 2-21	2013	Aug. 31	UTSA	L 13-21
1945	Sept. 22	Eastern New Mexico	W 78-0	2014	Aug. 30	UTEP	L 24-31
1946	Sept. 21	Northern Arizona	W 12-7	2015	Sept. 5	Mississippi Valley State	W 66-0
1947	Sept. 27	Arizona State	L 12-25	2016	Sept. 1	South Dakota	W 48-21
1948	Sept. 25	at Colorado	W 9-6	2017	Sept. 2	Abilene Christian	W 38-14
1949	Sept. 24	Wyoming	L 14-41	2018	Sept. 1	Incarnate Word	W 60-32
1950	Sept. 23	Northern Arizona	W 78-0	2019	Aug. 31	Sam Houston State	W 39-31
1951	Sept. 22	Northern Arizona	W 55-6	2020	Oct. 31	at San José State	L 21-38
1952	Sept. 27	at Brigham Young	L 10-14	2021	Sept. 2	Houston Baptist	W 27-17
1953	Sept. 26	at Utah State	L 0-6	2022	Sept. 3	Maine	W 41-0
1954	Sept. 18	at Brigham Young	W 21-12	2023	Sept. 2	at Texas A&M	L 10-52
1955	Sept. 17	New Mexico State	W 14-7			Overall Record:	71-51-3 (.580)
1956	Sept. 22	at New Mexico State	W 14-6			Home Record:	60-23-2 (.718)
1957	Sept. 21	New Mexico State	W 25-7			Away Record:	11-28-1 (.288)
1958	Sept. 20	at New Mexico State	W 16-7				
1959	Sept. 19	New Mexico State	L 12-29				
1960	Sept. 17	University of Mexico	W 77-6				
1961	Sept. 23	New Mexico State	W 41-7				
1962	Sept. 15	New Mexico State	W 28-17				
1963	Sept. 28	Texas-El Paso	W 23-7				



Homecoming

Year	Date	Opponent	Score
1925	Nov. 7	Arizona	L 0-24
1926	Oct. 23	Texas-El Paso	W 19-7
1927	Nov. 5	Arizona	W 7-6
1928	Oct. 27	New Mexico State	W 14-13
1929	Nov. 23	Arizona	L 0-6
1930	Nov. 8	New Mexico State	L 6-14
1931	Nov. 14	Arizona	T 7-7
1932	Oct. 22	New Mexico State	T 7-7
1933	Nov. 11	Arizona	W 7-0
1934	Nov. 17	New Mexico State	W 12-6
1935	Nov. 23	Arizona	L 6-38
1936	Nov. 14	New Mexico State	L 6-7
1937	Nov. 13	Arizona	L 0-23
1938	Nov. 12	New Mexico State	W 6-2
1939	Nov. 25	Arizona	W 7-6
1940	Nov. 9	New Mexico State	W 39-6
1941	Oct. 18	Arizona	L 6-31
1942	Nov. 14	West Texas State	L 7-13
1943	Oct. 16	Northern Arizona	W 21-6
1944	Sept. 30	Colorado College	L 7-25
1945	Nov. 10	Utah	L 20-21
1946	Nov. 16	Arizona	T 13-13
1947	Nov. 22	Texas Tech	L 20-26
1948	Nov. 6	Arizona	L 6-14
1949	Nov. 19	Texas Tech	L 0-27
1950	Nov. 4	Arizona	L 0-38
1951	Nov. 17	Brigham Young	W 34-0
1952	Nov. 1	Arizona	L 7-13
1953	Oct. 31	Denver	W 20-18
1954	Nov. 6	Montana	W 20-14
1955	Oct. 29	Denver	L 6-33
1956	Nov. 17	Montana	W 14-13
1957	Nov. 2	Denver	L 0-19
1958	Oct. 18	Arizona	W 33-13
1959	Oct. 31	Denver	W 42-0
1960	Nov. 19	Montana	W 24-7
1961	Nov. 4	Utah	W 21-16
1962	Oct. 13	Utah State	W 14-13
1963	Nov. 16	Air Force	L 8-30
1964	Nov. 14	Colorado State	W 42-0
1965	Nov. 20	Iowa State	W 10-9
1966	Nov. 5	Colorado State	L 6-45
1967	Oct. 14	Arizona State	L 23-56
1968	Oct. 19	San Jose State	L 24-55
1969	Nov. 15	Wyoming	W 24-12
1970	Oct. 17	New Mexico State	W 24-17
1971	Nov. 6	Utah	W 57-39
1972	Nov. 4	San Jose State	L 7-14
1973	Nov. 10	Utah	L 35-36
1974	Oct. 12	San Jose State	L 11-13
1975	Oct. 18	Utah	W 27-23
1976	Oct. 30	New Mexico State	L 7-16
1977	Oct. 15	Wichita State	W 22-17
1978	Oct. 14	Texas Tech	L 23-36
1979	Oct. 6	San Diego State	L 7-35
1980	Oct. 11	Colorado State	L 26-31
1981	Oct. 10	Texas-El Paso	W 26-3
1982	Oct. 23	New Mexico State	W 66-14
1983	Nov. 5	Wyoming	W 17-10
1984	Oct. 13	Colorado State	L 10-16
1985	Oct. 26	Hawai'i	L 17-27
1986	Oct. 11	Texas-El Paso	W 24-22
1987	Oct. 10	Hawai'i	L 31-41
1988	Oct. 8	Utah	L 27-33
1989	Oct. 28	Wyoming	L 23-24
1990	Sept. 22	Texas Tech	L 33-34

Year	Date	Opponent	Score
1991	Sept. 28	New Mexico State	W 17-10
1992	Oct. 3	San Diego State	L 21-49
1993	Oct. 2	Hawai'i	W 41-14
1994	Nov. 5	Utah	W 23-21
1995	Sept. 30	Air Force	L 24-27
1996	Sept. 28	TCU	W 27-7
1997	Oct. 4	SMU	W 22-15
1998	Oct. 10	Texas-El Paso	L 19-22
1999	Oct. 30	UNLV	W 27-6
2000	Sept. 23	Northern Arizona	W 35-38
2001	Oct. 27	Air Force	W 52-33
2002	Oct. 26	Utah	W 42-35 (2OT)
2003	Oct. 4	Utah State	W 34-7
2004	Oct. 23	San Diego State	W 19-9
2005	Oct. 8	BYU	L 24-27
2006	Oct. 7	Wyoming	L 10-14
2007	Sept. 29	BYU	L 24-31
2008	Oct. 4	Wyoming	W 24-0
2009	Oct. 24	UNLV	L 17-34
2010	Oct. 2	UTEP	L 20-38
2011	Sept. 24	Sam Houston State	L 45-48 (OT)
2012	Oct. 6	Texas State	W 35-14
2013	Sept. 28	UNLV	L 42-56
2014	Sept. 26	Fresno State	L 24-35
2015	Oct. 17	Hawai'i	W 28-27
2016	Oct. 1	San Jose State	W 48-41
2017	Sept. 30	Air Force	W 56-38
2018	Sept. 29	Liberty	L 43-52
2019	Oct. 26	Hawai'i	L 31-45
2021	Nov. 6	UNLV	L 17-31
2022	Oct. 22	Fresno State	L 9-41
2023	Oct. 21	Hawai'i	W 42-21

HOMECOMING RECORD BREAKDOWN

All Games: 46-49-3 (.485)

- vs. Air Force: 2-2
- vs. Arizona: 4-8-2
- vs. Arizona State: 0-1
- vs. Brigham Young: 1-2
- vs. Colorado College: 0-1
- vs. Colorado State: 1-3
- vs. Denver: 2-2
- vs. Fresno State: 0-2
- vs. Hawai'i: 3-3
- vs. Iowa State: 1-0
- vs. Liberty: 0-1
- vs. Montana: 3-0
- vs. New Mexico State: 7-3-1
- vs. Northern Arizona: 2-0
- vs. Sam Houston State: 0-1
- vs. San Diego State: 1-2
- vs. San Jose State: 1-3
- vs. SMU: 1-0
- vs. TCU: 1-0
- vs. Texas-El Paso: 3-2
- vs. Texas Tech: 0-4
- vs. UNLV: 1-3
- vs. Utah: 4-4
- vs. Utah State: 2-0
- vs. West Texas State: 0-1
- vs. Wichita State: 1-0
- vs. Wyoming: 3-2

Note: According to The Mirage, UNM's yearbook, homecoming games between 1925-41 were always played against either New Mexico State or Arizona. The exception was 1926 when a field conflict prevented UNM from hosting either team.



NCAA Rankings

INDIVIDUAL

RUSHING

Year	Name	NCAA	Yds.	YPG
1957	Don Perkins	11th	744	74.4
1959	Billy Brown	5th	753	75.3
1970	Sam Scarber	21st	961	96.1
1976	Mike Williams	10th	1,240	112.7
1977	Mike Williams	19th	1,096	109.6
2003	DonTrell Moore	15th	1,450	111.5
2005	DonTrell Moore	10th	1,298	118.0
2006	Rodney Ferguson	23rd	1,234	94.9
2016	Teriyon Gipson	18th	1,269	115.4

RUSHING YARDS PER CARRY

Year	Name	NCAA	YPG
2016	Teriyon Gipson	1st	8.75
2016	Tyrone Owens	2nd	8.01

PASSING YARDS

Year	Name	NCAA	Yds.
1967	Terry Stone	1st	1,946
1975	Steve Myer	2nd	2,501

PASSING YARDS PER COMPLETION

Year	Name	NCAA	Yds.
2019	Tevaka Tuioti	10th	14.1

PASSING EFFICIENCY

Year	Name	NCAA	Eff.
1986	Ned James	10th	141.6
1997	Graham Leigh	8th	153.6

TOTAL OFFENSE

Year	Name	NCAA	Yds
1975	Steve Myer	3rd	215.4
1978	Brad Wright	5th	200.3
1994	Stoney Case	3rd	304.1
1998	Graham Leigh	19th	242.0

FIELD GOALS

Year	Name	Rank	FGM/A	Avg.
1997	Colby Cason	2nd	21-30	1.75
2006	Kenny Byrd	12th	19-23	1.46
2007	John Sullivan	1st	29-35	2.42

RECEIVING (Receptions)

Year	Name	NCAA	No.	RPG
1975	Preston Dennard, WR	3rd	59	5.4
1987	Terance Mathis, WR	5th	73	6.6
1989	Terance Mathis, WR	4th	88	7.3
1990	Eric Morgan, WR	3rd	80	6.7
1991	Carl Winston, WR	5th	76	6.3
1999	Martinez Williams, WR	T35th	50	5.4
2007	Marcus Smith, WR	T15th	91	7.0
2011	Ty Kirk, WR	61st	47	5.2

RECEIVING (Total Yards)

Year	Name	NCAA	No.	Yds
1967	Ace Hendricks, TE	---	67	1,094
1975	Preston Dennard, WR	---	59	962
1986	Terance Mathis, WR	---	53	955
1987	Terance Mathis, WR	---	73	1,132
1991	Carl Winston, WR	---	76	1,177
1997	Pascal Volz, WR	9th	69	1,229
2007	Marcus Smith, WR	T24th	91	1,125

ALL-PURPOSE YARDS

Year	Name	NCAA	YPG
1989	Terance Mathis, WR	5th	178.2
1994	Winslow Oliver, TB	14th	139.7
1995	Winslow Oliver, TB	6th	173.6
2003	DonTrell Moore, TB	35th	125.1
2013	Carlos Wiggins, KR/WR	20th	141.9

SCORING

Year	Name	NCAA	Pts.	Avg.
1958	Don Black, WR	T14th	58	5.8
1963	Bucky Stallings, RB	21st	56	5.6
1971	Rocky Long, QB	22nd	80	7.3
1975	Bob Berg, PK	9th	83	7.6
1985	Willie Turrá, RB	14th	90	8.2
2003	DonTrell Moore, TB	8th	126	9.7
2005	DonTrell Moore, TB	10th	104	9.5
2007	John Sullivan, K	10th	117	9.8

PUNTING

Year	Name	NCAA	Avg.
1954	A.L. Terpening	1st	45.6
1973	Steve Bauer	3rd	44.2
2013	Ben Skaer	5th	45.8
2017	Corey Bojorquez	4th	47.3
2019	Tyson Dyer	10th	46.1

KICKOFF RETURNS

Year	Name	NCAA	Avg.
1950	Chuck Hill	1st	27.0
1951	Chuck Hill	1st	29.6
1959	Don Perkins	---	34.7
1966	Ken Wagner	---	18.3
1967	Joe Casas	1st	26.2
1987	Terance Mathis	20th	23.3
1995	Winslow Oliver	2nd	31.7
2000	Larry Davis	---	25.8
2006	DeAndre Wright	---	25.9
2012	Chase Clayton	5th	30.4
2013	Carlos Wiggins	5th	29.6

PUNT RETURNS

Year	Name	NCAA	Avg.
1953	Bobby Lee	3rd	19.4
1958	Billy Brown	---	16.4
1959	Tony Gray	---	18.0
1975	Randy Rich	7th	13.0
1977	Max Hudspeth	4th	13.2
2008	Ian Clark	2nd	19.7
2018	Marcus Hayes	1st	21.2

TACKLES

Year	Name	NCAA	No./Avg.
1993	Ray Wilson, FS	---	157/14.3
1998	Brian Urlacher, FS	---	178/14.8
1999	Brian Urlacher, FS	---	154/14.0
2009	Carmen Messina, LB	1st	162/13.5
2010	Carmen Messina, LB	27th	115/9.6
2011	Carmen Messina, LB	T6th	142/11.8
2014	Dakota Cox, LB	1st	116/12.9

SACKS

Year	Name	NCAA	No.
1992	Jesse Becton, LB	---	14.5
2000	Brian Johnson, DE	---	9.5
2001	Gary Davis, LB	---	8
2003	Daniel Kegler, DE	---	7.5

TACKLES FOR LOSS

Year	Name	NCAA	No./Avg.
2003	Zach Rupp, DE	---	17/1.31
2009	Johnathan Rainey, DE	T24th	15.5/1.29

FUMBLES CAUSED

Year	Name	NCAA	No.
1993	Eric Jack, CB	---	4
1999	Brian Urlacher, FS	---	5
2008	Zach Arnett, LB	T1st	6

FUMBLES RECOVERED

Year	Name	NCAA	No.
1993	Eric Jack, CB	---	4
1994	Charles Butler, CB	---	5
1999	Brian Urlacher, FS	---	3
2004	Josh Bazinet, S	---	4
2017	Fola Fashola, LB	---	4
2017	Jake Rothschilder, S	4th	3

INTERCEPTIONS

Year	Name	NCAA	No.
1976	Max Hudspeth, FS	4th	7
1978	Doug Smith, FS	11th	7
1979	Sharay Fields, CB	2nd	10
2004	Brandon Payne, CB	T4th	6
2005	Gabriel Fulbright, CB	T9th	5
2008	Glover Quin, CB	T19th	5

PASSES DEFENDED

Year	Name	NCAA	No.
2004	Brandon Payne, CB	1st	23
2008	Glover Quin, CB	T8th	16

TEAM

RUSHING OFFENSE

Year	NCAA	Avg.
1957	---	210.4
1959	---	289.8
1962	10th	242.8
1964	10th	211.9
1970	2nd	350.1
1971	2nd	384.5
2012	5th	301.2
2013	4th	308.8
2014	4th	310.4
2015	9th	252.2
2016	1st	350.0

PASSING OFFENSE

Year	NCAA	Avg.
1967	4th	249.1
1975	2nd	229.1

TOTAL OFFENSE

Year	NCAA	Avg.
1971	2nd	468.1
1978	17th	400.6
1986	4th	439.1
1994	6th	472.0

SCORING OFFENSE

Year	NCAA	Avg.
2016	23rd	36.7

RUSHING DEFENSE

Year	NCAA	Avg.
1952	---	114.6
1953	---	145.1
1982	13th	104.1
1983	18th	116.4
2001	5th	87.4
2003	5th	86.1
2004	17th	108.2

PASSING DEFENSE

Year	NCAA	Avg.
1956	---	74.7
1962	1st	56.8
1963	---	86.3
1964	15th	82.9
1980	---	145.1
1981	---	162.7
1989	---	202.3

TOTAL DEFENSE

Year	NCAA	Avg.
1952	14th	218.0
1962	17th	207.3
1964	20th	210.5
1980	---	300.2
1981	---	290.5
1983	18th	298.1

SCORING DEFENSE

Year	NCAA	Avg.
2004	20th	18.7

TIME OF POSSESSION

Year	NCAA	Avg.
2012	2nd	33:47
2016	6th	33:54

SACKS

Year	NCAA	No.	Yards	Avg./game
1992	---	40	261	3.6
2000	---	50	341	4.2
2001	---	26	198	2.4
2002	---	38	265	2.7
2003	---	39	227	3.0
2004	---	42	309	3.5

TURNOVER MARGIN

Year	NCAA	Mar.
1996	13th	+0.91
2000	22nd	+0.67

NET PUNTING

Year	NCAA	Avg.
1954	1st	42.6*
1993	1st	41.8
2017	6th	42.0
2019	9th	42.1

*touchbacks not figured into net punting in 1954

KICKOFF RETURNS

Year	NCAA	Avg.
1959	3rd	25.6
1993	5th	25.9
1995	1st	27.1

PUNT RETURNS

Year	NCAA	Avg.
2008	6th	15.4
2018	4th	19.4



End of Season Honors

BILL BRANNIN MOST VALUABLE PLAYER

Year	Player	Pos.
1957	Jerry Nesbitt	G
1958	Don Black	E
1959	Don Perkins	HB
1960	Frank Gullick	T
1961	Chuck Cummings	G
1962	Bobby Santiago	RB
1963	Eddie Stokes	C
1964	Stan Quintana	QB
1965	Stan Quintana	QB
1966	Wally Seis	C
1967	Emilio Vallez	TE
1968	David Bookert	TB
1969	Rocky Long	QB
1970	Rocky Long	QB
1971	Rocky Long	QB
1972	Fred Henry	RB
1973	Don Woods	QB
1974	Greg Jones	DE
1975	Steve Myer	QB
1976	Robin Cole	DE
1977	Mike Williams	TB
1978	Mike Williams	TB
1979	Mike Forrest	LB
1980	Bob Shupryt	LB
1981	Johnny Jackson (LB) / Greg Azar	NT
1982	Johnny Jackson (LB) / David Osborn	QB
1983	Buddy Funck	QB
1984	Willie Turrall	TB
1985	Billy Rucker	QB
1986	Ned James	QB
1987	Terance Mathis	WR
1988	Al Owens	WR
1989	Terance Mathis	WR
1990	John Bell	DE
1991	Kim McCall	LB
1992	Winslow Oliver	TB
1993	Stoney Case	QB
1994	Stoney Case	QB
1995	Winslow Oliver	TB
1996	Donald Sellers	QB
1997	Graham Leigh	QB
1998	Brian Urlacher	FS
1999	Brian Urlacher	FS
2000	Mike Barnett	LB
2001	Jarrold Baxter	RB
2002	DonTrell Moore	RB
2003	DonTrell Moore	RB
2004	DonTrell Moore	RB
2005	DonTrell Moore	RB
2006	Rodney Ferguson	RB
2007	Rodney Ferguson	RB
2008	Glover Quin	CB
2009	Erik Cook	C
2010	Lucas Reed	TE
2011	Carmen Messina	LB
2012	Kasey Carrier	RB
2013	Kasey Carrier	RB
2014	Jhurell Pressley	RB
2015	Jhurell Pressley	RB
2016	Teriyon Gipson	RB
2017	Jake Rothschiller	DB
2018	Delane Hart-Johnson	WR
2019	Ahmari Davis	RB
2020	Bobby Cole	RB
2021	Joey Noble	DL
2022	Jerrick Reed II	S
2023	Jacory Croskey-Merritt	RB

REESE HILL AWARD (Top Offensive Player)

Year	Player	Pos.
1981	Keith Magee	WR
1982	David Osborn	QB
1983	Buddy Funck	QB
1984	Willie Turrall	TB
1985	Willie Turrall	TB
1986	Ned James	QB
1987	Terance Mathis	WR
1988	Al Owens	WR
1989	Terance Mathis	WR
1990	Mike Henderson	WR
1991	Carl Winston	WR
1992	Winslow Oliver	TB
1993	Turhon O'Bannon	WR
1994	Stoney Case	QB
1995	Winslow Oliver	TB
1996	Donald Sellers	QB
1997	Pascal Volz	WR
1998	Martinez Williams	WR
1999	Jarrold Baxter	RB
2000	Ted Iacenda	RB
2001	Jarrold Baxter	RB
2002	Casey Kelly	QB
2003	DonTrell Moore	RB
2004	Hank Baskett III	WR
2005	Hank Baskett III	WR
2006	Rodney Ferguson	RB
2007	Travis Brown	WR
2008	Rodney Ferguson	RB
2009	Erik Cook	C
2010	Lucas Reed	TE
2011	B.R. Holbrook	QB
2012	Kasey Carrier	RB
2013	Kasey Carrier	RB
2014	Jhurell Pressley	RB
2015	Jhurell Pressley	RB
2016	Teriyon Gipson	RB
2017	Jay Griffin IV	WR
2018	Delane Hart-Johnson	WR
2019	Ahmari Davis	RB
2020	Bobby Cole	RB
2021	Aaron Dumas	RB
2022	Nate Jones	RB
2023	Jacory Croskey-Merritt	RB

COLONEL H.J. GOLIGHTLY (Top Defensive Player)

Year	Player	Pos.
1959	Chuck Roberts	DB
1960	John Shaski	LB
1961	Jay McNitt	DB
1962	Larry Jasper (E) / John Kosor	T
1963	Eddie Stokes	DL
1964	Wayne Tvrdik	T
1965	Paul Smith	T
1966	Jim Boller	LB
1967	Joe Casas	S
1968	Woody Jones	T
1969	Houston Ross	LB
1970	Houston Ross	LB
1971	Mike Buck	DE
1972	Steve Bradshaw	DE
1973	Randy Rich	SS
1974	Greg Jones	DE
1975	Randy Rich	SS
1976	Robin Cole	DE
1977	Robert Rumbaugh	DT
1978	Mike Forrest	LB
1979	Charlie Baker	DE
1980	Bob Shupryt	LB

1981	Greg Azar	NG
1982	Johnny Jackson	LB
1983	Jimmie Carter	DE
1984	Ray Hornfeck	FS
1985	Bob Umdenstock	DE
1986	Tom Cole	DE
1987	Kirk Allen	LB
1988	John Bell	DE
1989	Nate Morris (LB) / Brett Heber	CB
1990	Steve Vaipulu	LB
1991	Kim McCall	LB
1992	Jesse Becton	LB
1993	Eric Jack	CB
1994	Blake Irwin	LB
1995	Roston Thomas	LB
1996	Ramos McDonald	CB
1997	Ramos McDonald	CB
1998	Brian Urlacher	FS
1999	Brian Urlacher	FS
2000	Mike Barnett	LB
2001	Gary Davis	LB
2002	Billy Strother	LB
2003	Billy Strother	LB
2004	Nick Speegle	LB
2005	Gabriel Fulbright	CB
2006	Quincy Black	S
2007	OJ Swift (S) / Michael Tuohy	DE
2008	Glover Quin	CB
2009	Carmen Messina	LB
2010	Seth Johannemann	DE
2011	Carmen Messina	LB
2012	Dallas Bollema	LB
2013	Dallas Bollema	LB
2014	Dakota Cox	LB
2015	Dakota Cox	LB
2016	Daniel Henry	DB
2017	Jake Rothschiller	S
2018	Evahelotu Tohi	LB
2019	Alexander Vainikolo	LB
2020	Brandon Shook	LB
2021	Joey Noble	DL
2022	A.J. Haulcy/Cody Moon	LB
2023	Donte Martin	CB

OUTSTANDING OFFENSIVE LINEMAN

Year	Player	Pos.
1981	Paul Zamprelli	C
1982	Don Elliot	OL
1983	Dave Uranich	OL
1984	Mike Carter	OG
1985	Scott Maney	C
1986	Steve Paar	C
1987	Barry Luther	OG
1988	Jeff Howes	C
1989	Kurt Jensen	C
1990	Ron Shipley	OT
1991	Steve Slater	OG
1992	Kenny Thomas	OG
1993	Klint Hall	OT
1994	Alex Crowder	ST
1995	Brandon Turner	C
1996	Kevin Ned	OG
1997	Chris Wallace	OG
1998	Jason Carson	C
1999	Josh Brown	OT
2000	Jon Samuelson	OT
2001	Jeremy Sorenson	OG
2002	Claude Terrell	OG
2003	Jason Lenzmeier	OT
2004	Claude Terrell	OT
2005	Ryan Cook	C



End of Season Honors

2006	Robert Turner	OG
2007	Devin Clark	OT
2008	Erik Cook	C
2009	Joshua Taufalele	OG
2010	Byron Bell	OT
2011	Dillon Farrell (OT)/LaMar Bratton	C
2012	Darryl Johnston	OT
2013	Dillon Farrell	C
2014	Jamal Price	OT
2015	Aaron Jenkins	OG
2016	Reno Henderson	OT
2017	Blaise Fountain	C
2018	Aaron Jenkins	OG
2019	Kyle Stapley	C
2020	Teton Saltes	OT
2021	Kyle Stapley	C
2022	J.C. Davis	OT
2023	J.C. Davis	OT

CHUCK CUMMINGS MEMORIAL AWARD (Morale and Spirit)

Year	Player	Pos.
1964	Chuck Kelly	FB
1965	John Anderson	OG
1966	Rex Henington	DT
1967	Jerry Pollard	OG
1968	Rick Beitler	QB
1969	Rocky Long	QB
1970	Sam Scarber	FB
1971	Rocky Long (QB) / Bob Gaines	S
1972	George Oakes	DT
1973	George Anderson	HB
1974	John Gener	OG
1975	Randy Rich	SS
1976	Mike Williams	FB
1977	Mike Williams	FB
1978	Mike Williams	FB
1979	Frank Giddens	OG
1980	No award	
1981	Bill Albrektsen	DL
1982	David Uranich	OT
1983	Derwin Williams	WR
1984	David Uranich	OT
1985	Lon Nunley	DT
1986	Ron Keller	P
1987	Shane Hall	RB
1988	Chris Houston	LB
1989	Curtis Crews	CB
1990	Curtis Crews	CB
1991	Joey Kowalczyk	WS
1992	Willie Barry (DT) / Greg Oliver	WR
1993	Joey Kowalczyk (WR) / Kenny Thomas	OT
1994	Dan Coverley (LB) / David Sloan	TE
1995	Winslow Oliver	TB
1996	Milton Thomas	WR
1997	Milton Thomas	WR
1998	Danny Gonzales	P
1999	Daniel Reyes	LB
2000	Jarrold Baxter	RB
2001	Jarrold Baxter	RB
2002	Daniel Kegler	DE
2003	Daniel Kegler	DE
2004	Claude Terrell	OT
2005	Robert Turner	OG
2006	Curtis	TE
2007	Marcus Smith	WR
2008	Ian Clark	S
2009	Frankie Solomon	S
2010	Cody Neely	LB
2011	Carmen Messina	LB
2012	Matt Raymer	S

2013	Dillon Farrell	OL
2014	LaMar Bratton	OL
2015	Eden Mahina	OL
2016	Daniel Henry	DB
2017	Kyle Rothschiller	S
2018	Alex Hart	LB
2019	Alex Hart	LB
2020	Isaiah Chavez	QB
2021	Bobby Cole	RB
2022	Radson Jang	OL/TE
2023	Isaiah Chavez	QB

CLYDE HILL AWARD (Most Improved Player)

Year	Player	Pos.
1981	Jerry Apodaca	CB
1982	Mark Eastham	DE
1983	Scott Skene	OL
1984	Wes Henson	LB
1985	Donnie DeYoung	OT
1986	Kevin Burgess	RB
1987	Scott Howard	FB
	Al Owens	WR
1988	Mike Good	LB
1989	Kano Brown	WR
1990	Mike Smith	LB
1991	Stoney Case	QB
1992	Brian Baca (OG) / Calvin Carr	CB
1993	Abe Ghoston	TB
1994	Calvin Allen	OT
	Gavin Pearlman	WR
1995	Scott McGarrahan	FS
	Jimmy McGrew	WR
1996	Lennox Gordon (TB) / Chris Wallace	OG
1997	Jameal Woods	CB
1998	Walter Bernard (CB) / Brian Johnson	TE
1999	Sean Stein	QB
2000	Rudy Caamano	QB
2001	Casey Kelly	QB
2002	DonTrell Moore	RB
2003	Zach Rupp	DE
2004	Brandon Payne	CB
2005	Mike Powdrell	CB
2006	Donovan Porterie	QB
	Marcus Smith	WR
2007	Ian Clark	S
2008	Brad Gruner	QB
2009	Kendall Briscoe	DT
	Daryl Jones	WR
2010	Josh Fussell (FB) / Karlin Givens	OG
2011	Jonathan Washington	OG
2012	Matt Raymer	S
2013	Cole Gautsche	QB
2014	Lamar Jordan	QB
2015	Jake Rothschiller	DB
2016	Tyrone Owens	RB
2017	Corey Bojorquez	P
2018	Andrew Shelley	K
2019	Tyson Dyer	P
2020	Joey Noble	DL
2021	Tavian Combs	S
2022	Duce Jones	WR
2023	Christian Ellis	S

1st TEAM AWARD (unselfish devotion to team)

Year	Player	Pos.
1969	Roy Muller	HB
1970	Jerry Buckner	LB
	Rodney Wallace	DT
	Phil Franczyk	HB
1971	Steve Fuller	HB

1972	Ron Dauphin	C
1973	Bob Supergan	S
1974	Chester Goodson	CB
1975	Ken Ferry	RB
1976	Smokey Turman	TB
1977	Joe Malool	CB
1978	Curt McGill	QB
1979	Matt Schaefer	LB
1980	No award	
1981	Michael Johnson	TB
1982	Ron Tamura	LB
	John Lane	TE
1983	Mark Eastham	DE
1984	Mike Mazzella	TE
1985	Jeff Apodaca	CB
1986	Joe Bibbo	K
1987	Terence Donaldson	DL
	Scott Maney	C
1988	Scott Howard	FB
	Phillip Vaughan	DE
	Rick Walsh	K
1989	Jimmy Marshall	CB
	Darius Harris	CB
	Guy Collura	OG
1990	Steve Daley	LB
	Kurt Jensen	C
	Karl Logan	SS
1991	Fred Easter	CB
	Jeremy Leach	QB
	Troy Rossean	P
	Doug Zikan	LB
1992	Marcus Goodloe	WR
1993	Justin Hall	C
1994	Eric Young	TB
1995	Scott Peterson	QB
1996	Jeff Houghtaling	WR
1997	Brian Braziel	S
	Roy White	OT
1998	Danny Gonzales	P
1999	Daniel Reyes	LB
2000	Rantie Harper	FS
2001	Mohammed Konte	LB
2002	Justin Millea	QB
2003	Casey Kelly	QB
2004	Martin Romero	WR
2005	Aaron Brack	WR
2006	Ben Wysong	S
2007	Bryan Clampitt	QB
2008	Brandon Johnson	S
2009	Tray Hardaway	LB
	Donovan Porterie	QB
2010	Nick Wilhelm	WR
2011	B.R. Holbrook	QB
2012	B.R. Holbrook	QB
2013	Mat McBain	LB
2014	Trajuan Briggs	LB
	Tyler Duncan	WR
2015	David Anaya	RB
2016	Jack Lamm	OL
2017	Jake Rothschiller	S
2018	Alex Hart	LB
2019	Teton Saltes	OL
2021	Radson Jang	OL
2022	Radson Jang	OL/TE
2023	Tavian Combs	S



Bowl History

1939 SUN BOWL

Jan. 2, 1939 • El Paso, Texas
Utah 26, New Mexico 0

Playing in its first bowl game, the New Mexico Lobos were shut out by the Utah Utes 26-0 in the 4th Annual Sun Bowl at Kidd Field in El Paso.

(Note: The remainder of this story was written by Albuquerque Journal Sports Editor Paul Weeks and edited by UNM Media Relations.)

Like a kite that had flown too high, New Mexico's famed "dipsy-doo" football circus blew up and out of control before 13,000 disappointed Sun Bowl fans with a powerful tribe of Utah Indians (as they were called at the time) pouring on a humiliating 26-0 defeat.

The Utes matched their conservative style of the game as taught by Coach Ike Armstrong against the once-colorful attack of the Hilltoppers (as the Lobos were sometimes called) to claim gridiron superiority as Big Seven champions over the Lobos, co-champs of the Border league.

Never did New Mexico fall so miserably during the entire season as against the white-shirted tribe. Observers declared the team had conquered foes with power equal to the Utes, but there were no alibis for the Sun Bowl loss. It was on the same field that the Cherry and Silver met its first defeat of the season against Texas Mines (now UTEP).

Placed on equal ground before the fray, the two teams were as unevenly matched as a flyweight in the ring with a heavy. The Utes smashed across two touchdowns in the first quarter and followed it up with a 20-0 margin at the half. When New Mexico did not take advantage of breaks given them in the last periods, the Utes coasted in to another score, using two teams with equal results.

Though the bowl was not filled to capacity, more than 500 perched on the barren hills surrounding the field. The crowd stripped overcoats and concessionaires did a rush business in sun glasses because of the summery temperature. The tang of autumn football weather was entirely lacking.

STATISTICS

	UNM	UTAH
First Downs	12	16
Rushing Yards	179	379
Passing Yards	59	18
Passing	4-11-4	1-4-1
Total Offense	238	397
Fumbles-Lost	3-1	1-1
Penalties-Yards	5-35	9-55
Punts-Avg.	9-40.8	8-30.5

SCORING BY QUARTERS

	Q1	Q2	Q3	Q4	Total
Utah	14	6	0	6	26
New Mexico	0	0	0	0	0

SCORING SUMMARY

- Utah - Pace 15 run (McGarry kick) - 1st
- Utah - Peterson 64 interception return (McGarry kick) - 1st
- Utah - Peterson 9 run (kick failed) - 2nd
- Utah - Gehrke 10 run (kick failed) - 4th

Weather: Clear, 70 degrees
Attendance: 13,000

1944 SUN BOWL

Jan. 1, 1944 • El Paso, Texas
Southwestern 7, New Mexico 0

(Note: The following story was written by A.V. Gullette from the Associated Press and edited by UNM Media Relations.)

A final quarter forward pass, starring tailback R.W. MacGruder of San Marcos, gave Southwestern of Texas a 7-0 victory over the University of New Mexico in the 9th Annual Sun Bowl.

The 37-yard toss from fullback R.L. Cooper clicked after the underdog New Mexico Lobos had beaten back the highly-touted ground game of Southwestern's Pirates through three quarters and eight minutes of the final period. The Pirates took the ball at the start of the fourth quarter on the 13. A pass, MacGruder to Cooper, made 27 and the two backs hit the line for a first down and MacGruder broke loose for 22 yards to the New Mexico 19.

Here New Mexico held and taking the pigskin, punted to the 46. Cooper passed to Hollon, Pirate end, for a first down and then to MacGruder for the winning tally.

The Lobos threatened only twice, in the second and third periods, but could not get beyond the Southwestern 16.

The game started under cloudy skies, but the sun broke through in the second half and playing conditions were nearly ideal.

The vaunted Southwestern defense held the Lobos to just four first downs and 48 yards total offense.

STATISTICS

	UNM	SW
First Downs	4	12
Rushing Yards	38	214
Passing Yards	10	65
Passing	3-10-0	7-10-1
Total Offense	48	279
Fumbles-Lost	1-0	1-1
Penalties-Yards	4-20	4-20
Punts-Avg.	11-38	5-35
Punt Returns	2-7	4-66
Kickoff Returns	1-17	1-30

SCORING BY QUARTERS

	Q1	Q2	Q3	Q4	Total
Southwestern	0	0	0	7	7
New Mexico	0	0	0	0	0

SCORING SUMMARY

- SW - MacGruder 34 pass from Cooper (Collins kick) - 4th

Weather: Partly Cloudy, 60 degrees
Attendance: 18,000

1946 SUN BOWL

Jan. 1, 1946 • El Paso, Texas
New Mexico 34, Denver 24

(Note: The following story was written by the Associated Press and Albuquerque Journal writer Clayton Byers. It was edited by UNM Media Relations.)

Don Rumley, a 19-year-old Navy reservist from Princeton, Ill., led New Mexico to a 34-24 victory over Denver University in the 11th Annual Sun Bowl. The 180-pound halfback passed for three touchdowns and rushed for another in the highest scoring game in the 11 years of this New Year's Day football event.

A crowd of 15,000 was on its feet throughout a 28-point fourth period in which New Mexico came from behind to capture its first bowl victory in three attempts. It was also the first victory for a Border Conference team in the El Paso game's history.

Denver, Big Seven champion, rolled up 10 points before New Mexico countered, and remained dangerous the last scoring its final touchdown with less than two minutes to play.

A 63-yard dash with an interception sent fullback Rudy Krall over with UNM's first score in the second period. Krall and Rumley engineered a 70-yard drive to set up the next score when Rumley scooted in from nine yards for a 13-10 Lobo lead.

Then, after a scoreless New Mexico third period, when Denver had regained the lead at 17-13, Rumley whipped out two aerials for touchdowns to sub end William Moseley and a third to Lavon McDonald.

One reason the Lobos were Sun Bowl champs is a story of gridiron heroism. It's about Fred Doar, UNM's star center, chief linebacker and kicker.

The 210-pound Navy trainee was on the bottom of a heap in the first play of the game. After that he played outstanding ball stopping Denver backs time after time. But teammates noticed their captain wasn't "talking it up" as usual. In fact, he was silent. X-rays after the game showed that Doar had broken his jaw in two places on the first play.

Blue skies and a blazing sun made it baseball weather for the game. Nearly 16,000 short-sleeved customers heard a minister intone a prayer dedicating this game to the nine members of the Lobos' 1939 Sun Bowl team who left the football field to die on the battle field during World War II.

STATISTICS

	UNM	DENVER
First Downs	15	13
Rushing Yards	171	238
Passing Yards	207	39
Passing	8-12-1	3-16-1
Total Offense	378	277
Fumbles-Lost	1-1	1-0
Penalty Yards	90	25
Punt Avg.	40	33
Punt Returns	18	94
Kickoff Returns	5-111	7-113

SCORING BY QUARTERS

	Q1	Q2	Q3	Q4	Total
Denver	10	0	7	7	24
New Mexico	0	13	0	21	34

SCORING SUMMARY

- DU - Karamigios 21 run (Redding kick) - 1st
- DU - Miller 28 FG - 1st
- UNM - Krall 65 interception return (kick failed) - 2nd
- UNM - Rumley 9 run (Doar kick) - 2nd
- DU - Adams 2 run (Redding kick) - 3rd
- UNM - Moseley 37 pass from Rumley (Doar kick) - 4th
- UNM - Moseley 47 pass from Rumley (Doar kick) - 4th
- UNM - McDonald 28 pass from Rumley (Doar kick) - 4th
- DU - Karamigios 35 pass from Cochran (Redding kick) - 4th

Weather: Sunny, 70 degrees
Attendance: 15,000



Bowl History

1947 HARBOR BOWL

Jan. 1, 1947 -- San Diego, Calif.
New Mexico 13, Montana State 13

(Note: The following story was written by the Associated Press and was edited by UNM Media Relations.)

The University of New Mexico Lobos came from behind to earn a 13-13 tie with Montana State College in the first San Diego Harbor Bowl before a crowd of 7,000.

Both teams displayed a flashy brand of football which kept the fans on edge throughout.

New Mexico opened the scoring soon after the game started when Hubert Hackett connected on a 26-yard pass to Lou Cullen. Hackett's place kick was wide.

Montana State surged back shortly after the second period started sparked by Neil Brooks 48-yard dash from scrimmage to paydirt. The placekick was blocked but Gene Bourdet picked up the ball and ran over for the extra point (allowed at this time).

Bill Nelson set the stage for the next score when he took Bourdet's short pass at midfield and streaked 42 yards down the sideline to the Lobo 8. After three plays netted just one yard, Bourdet passed to Ken Card on fourth down putting the Bobcats in front. The kick was again blocked.

The Lobos tied the count early in the fourth quarter as Cullen and quarterback Bryan Brock combined to engineer a 75-yard drive on the ground and through the air. Brock scored from two yards out cutting over tackle. Hackett's kick was good to knot the score.

The Lobos had a chance to win the game in the final minutes. UNM drove to the Montana State 12, however, Brock was thrown for a 12-yard loss. Hackett eventually tried a field goal from 35 yards out but failed.

STATISTICS

	UNM	MSU
First Downs	12	12
Rushing Yards	182	155
Passing Yards	83	180
Passing	4-13-3	7-16-3
Total Offense	265	335
Punt Avg.	38.0	50.0

SCORING BY QUARTERS

	Q1	Q2	Q3	Q4	Total
Montana State	0	13	0	0	13
New Mexico	6	0	0	7	13

SCORING SUMMARY

UNM - Cullen 26 pass from Hackett (kick failed) - 1st
MSU - Brooks 48 run (Bourdet run) - 2nd
MSU - Card 7 pass from Bourdet (kick blocked) - 2nd
UNM - Brock 2 run (Hackett kick) - 4th

Weather: Clear, 60 degrees
Attendance: 7,000

1961 AVIATION BOWL

Dec. 9, 1961 -- Dayton, Ohio
New Mexico 28, Western Michigan 12

(Note: The following story was written by Albuquerque Journal Sports Editor Dan Russell and was edited by UNM Media Relations.)

New Mexico struck for early touchdowns in both the first and third quarters to defeat Western Michigan, 28-12 in a chilled Aviation Bowl football game.

Freezing weather, including sleet and snow, nearly grounded the inaugural (and only) Aviation contest and limited the contest to approximately 4,000 fans even though advance sales had surpassed 5,000.

New Mexico drove for two touchdowns to open the game and to also open the second half. Then it capitalized on Western errors to add the two other touchdowns.

Two fumble recoveries in the first quarter helped set up the second touchdown of the game. Chuck Cummings intercepted a pass and streaked 43 yards for the final Lobo touchdown.

Quarterback Jim Cromartie plunged for three yards for New Mexico's first touchdown. Halfback Bobby Santiago picked up the second touchdown from 10 yards out, and Bobby Morgan also went over from the 10 for the third score.

Santiago, who suffered bruised ribs at the end of the first half and saw only limited action in the second half, was voted the top back of the game. Santiago gained a total of 86 yards and had a 60-yard touchdown run nullified by a clipping penalty. Cummings was voted the outstanding lineman.

"Our kids were really up," said UNM head coach Bill Weeks. "They came to play and they hit hard and executed well throughout. Santiago and Cummings were outstanding and I felt that Bobby Morgan had his best game of the year."

STATISTICS

	WMU	UNM
First Downs	18	20
Rushing Yards	36-96	51-339
Passing Yards	207	0
Passing	18-33-2	0-3-0
Total Offense	69-303	54-339
Fumbles-lost	4-3	2-0
Punt Avg.	4-36	7-33.3
Penalties	4-30	10-90

SCORING BY QUARTERS

	Q1	Q2	Q3	Q4	Total
Western Michigan	6	0	0	6	12
New Mexico	14	0	14	0	28

SCORING SUMMARY

1st - 13:45 - UNM - Cromartie 3 run (kick blocked)
1st - 7:08 - UNM - Santiago 10 run (Morgan run)
1st - (0:28) - WMU - White 4 run (run failed)
3rd - (9:48) - UNM - Morgan 10 run (run failed)
3rd - (2:44) - UNM - Cummings 43 interception (Bradford run)
4th - (13:22) - WMU - Cooke 5 pass from Chlebek (pass failed)

INDIVIDUAL STATISTICS

Rushing: Morgan 13-98, 1 TD, Santiago 13-86, Cromartie 4-49, 1 TD, Ness 8-40, Ottman 6-36, Hancock 3-20, McNitt 3-5, Duke 2-5, Bradford 3-1.
Passing: Cromartie 0-2, Morgan 0-1.
Punting: Fitzsimmons 7-33.3.
Punt Returns: Bradford 2-1.
Kickoff Returns: Morgan 2-59, Bradford 1-35, Kosor 1-11.
Interceptions: McNitt 1-32, Cummings 1-43, 1 TD.

Weather: Snow, Sleet, 33 degrees
Attendance: 3,694

1997 INSIGHT.COM BOWL

Dec. 27, 1997 -- Tucson, Ariz.
Arizona 20, New Mexico 14

New Mexico would lose its first bowl game in 36 years, 20-14, on Arizona's home field. The Cats struck first, scoring on Kelvin Eafon's 15-yard touchdown run midway through the first quarter.

UNM took almost no time in the second stanza to knot the score. Graham Leigh ran 17 yards for a first down, then tossed a 15-yard TD pass to senior Milton Thomas. Colby Cason's PAT tied the score at 7-7 and completed the eight-play 69-yard scoring drive.

On Arizona's next possession, quarterback Brady Batten threw for 51 yards and Trung Canidate ran for 13 more, including a three-yard touchdown, which allowed the Wildcats to reclaim the lead, 13-7. UA missed the PAT.

The Lobos marched right back down the field, reeling off a 14-play, 45-yard drive. UNM could not cash in on its possession, however, as Colby Cason missed a 37-yard field goal.

The second half began in a disastrous fashion for the Lobo offense, as it went three-and-out on its first possession, then Leigh threw two consecutive interceptions. The resiliency of the UNM defense was the only thing preventing Arizona from increasing its lead, as the Lobos forced the Wildcats to punt on each of their first two series.

After Leigh's second interception of the quarter - his third of the game - UA capitalized. Canidate rushed for 30 yards, culminating with Eafon's 1-yard TD. The score upped Arizona's lead to 20-7 with 2:07 left in the third quarter.

Once again, UNM would not allow Arizona to keep its momentum. Leigh found Brian Messer for a 35-yard gain on the Lobos' first play from scrimmage. Two plays later, Leigh found Chris Shelton over the middle for an 18-yard gain to the Wildcat four. Leigh found paydirt on the next play, and with the five-play, 60-yard drive, New Mexico was right back in the game, trailing only 20-14.

New Mexico would get one more chance to stage a rally, taking over at the UA 48 with 5:31 remaining. On second-and-nine, Leigh dropped back and spotted Pascal Volz flashing across the middle downfield. His pass sailed just a bit, however, landing right in the arms of Wildcat DB Kelly Malveaux to seal it for the Cats.

STATISTICS

	UNM	UA
First Downs	16	19
Rushing	35-140	59-209
Passing Yards	150	89
Passing	12-32-4	7-22-2
Total Offense	67-290	81-298
Fumbles-Lost	0-0	0-0
Penalties-Yards	9-60	5-39
Interceptions-Yards	2-11	4-45
Punts-Average	7-40.7	9-38.7
Punt Returns-Yards	4-18	3-9
Kickoff Returns-Yards	4-71	2-50
Possession Time	24:15	35:45
Third Down Conversions	5-15	2-12
Sacks	0-0	2-12

SCORING BY QUARTERS

	Q1	Q2	Q3	Q4	Total
New Mexico	0	7	7	0	14
Arizona	7	6	7	0	20

SCORING SUMMARY

1st - (6:30) - UA - Eafon 15-yard run (McDonald kick)
2nd - (12:05) - UNM - Thomas 15-yard pass from Leigh (Cason kick)
2nd - (7:50) - UA - Canidate 3-yard run (kick failed)
3rd - (2:07) - UA - Eafon 1-yard run (McDonald kick)
3rd - (0:26) - UNM - Leigh 4-yard run (Cason kick)

INDIVIDUAL STATISTICS

Rushing: G. Leigh 17-79, 1 TD, Gordon 3-42, R. Johnson 6-23, Shelton 3-3, Marion 6-(-7).
Passing: G. Leigh 12-32-4, 150, 1 TD.
Receiving: Volz 5-51, Thomas 3-39, 1 TD, Messer 1-35, Shelton 1-18, Doran 1-15, R. Johnson 1-(-8).
Punting: Bloom 7-40.7. **Punt Returns:** Smith 4-18, White 1-10.
Kickoff Returns: Oliver 3-61.
Interceptions: McDonald 1-11, Stanton 1-0.

Weather: Clear, 47 degrees
Attendance: 49,385



Bowl History

2002 LAS VEGAS BOWL Dec. 25, 2002 -- Las Vegas, Nev. UCLA 27, New Mexico 13

The Lobo football team did more giving than receiving on Christmas Day, giving the UCLA Bruins three turnovers, which they turned into 17 points, as UCLA beat New Mexico 27-13 in the Sega Sports Las Vegas Bowl.

Following a DonTrell Moore fumble, UCLA got on the board first with a Nate Fikse 49-yard field goal. UNM then took a 6-3 lead when senior cornerback Desmar Black picked off UCLA QB Drew Olson's pass in the flat and returned it 55 yards for a touchdown at the 8:20 mark of the first quarter. Junior kicker Katie Hnida then made her first career appearance, but had her extra point blocked. Already the first and only woman to dress for an NCAA Division I bowl game, Hnida became the first woman to make an appearance in an NCAA Div. I-A football game.

"I made the decision to let Katie (Hnida) kick the first extra point," head coach Rocky Long said. "She has been a vital part of this team all year, and I felt that she deserved the opportunity to make a play."

The Lobos' had a chance to increase their lead in the second quarter after driving to the UCLA 17, but Kenny Byrd's 34-yard FG attempt sailed wide right, ending a UNM streak of 19 straight scores in the red zone. Fikse connected on his second field goal from 39 yards out to knot the game at 6-6 with 6:21 remaining in the second quarter. The kick was set up by a questionable pass interference penalty on the Lobos in the end zone.

The UCLA special teams rose to the occasion when Craig Bragg took a punt back 74 yards early in the third to give the Bruins a 13-6 lead. More bad luck followed in the fourth quarter as QB Casey Kelly's throw bounced off the back of TE Zach Cresap into the waiting arms of Jarrad Page. Page returned it 29 yards for a touchdown to give UCLA a 20-6 advantage.

On the next Lobo possession, WR Joe Manning caught a pass from Kelly only to be stripped of the ball. New Mexico's third turnover of the game set up a 1-yard leap by freshman Tyler Ebell, handing the Bruins a 27-6 lead. Kelly found Manning in the back of the end zone for a touchdown that brought the Lobos to within 27-13, but New Mexico would get no closer.

Kelly finished with a season-high 237 yards. Moore, hobbled by a sprained right ankle late in the second quarter, was limited to 17 yards on 14 carries. The defense certainly did its part, holding the Bruins to a season-low 167 yards. UCLA only had to travel 76 yards for its three offensive scores, two field goals and a touchdown.

STATISTICS

	UNM	UCLA
First Downs	15	9
Rushing	34-45	39-73
Passing Yards	237	94
Passing	18-35-1	12-22-1
Total Offense	69-282	61-167
Fumbles-Lost	4-2	1-0
Penalties-Yards	9-68	10-108
Interceptions-Yards	1-55	1-29
Punts-Average	6-38.5	8-44.9
Punt Returns-Yards	6-18	3-96
Kickoff Returns-Yards	5-100	2-50
Possession Time	28:47	31:13
Third Down Conversions	5-16	4-15
Sacks	0-0	2-12

SCORING BY QUARTERS

	Q1	Q2	Q3	Q4	Total
New Mexico	6	0	0	7	13
UCLA	3	3	7	14	27

SCORING SUMMARY

1st - (10:24) - UCLA - Fikse 49 FG
 1st - (8:20) - UNM Black 55 int. return (Hnida PAT blocked)
 2nd - (4:53) - UCLA - Fikse 39 FG
 3rd - (13:04) - UCLA - Bragg 74 punt return (Fiske kick)
 4th - (14:07) - UCLA - Page 29 int. return (Fiske kick)
 4th - (10:40) - UCLA - Ebell 1 run (Fikse kick)
 4th - (5:31) - UNM - Manning 11 pass from Kelly (Byrd kick)

INDIVIDUAL STATISTICS

Rushing: Moore 14-17, Brody 4-17, Counter 1-9, Boyd 2-5, Millea 3-4, A. Byrd 1-1, Kelly 8(-4).
Passing: Kelly 18-32-1, 237, 1 TD.
Receiving: Counter 5-78, Farrell 4-78, Manning, 3-42, 1 TD, Moore 3-13, Cresap 1-15, Thomas 1-7, Penley 1-4.
Punting: Gaus 6-38.5.
Punt Returns: Counter 6-18. **Kickoff Returns:** Ratcliff 3-56, Gregory 1-23, Fulbright 1-21. **Interceptions:** Black 1-55, 1 TD.
*Weather: Clear, 50 degrees
 Attendance: 30,324*

2003 LAS VEGAS BOWL Dec. 24, 2003 -- Las Vegas, Nev. Oregon State 55, New Mexico 14

Steven Jackson tied a bowl game record with five touchdowns, and Oregon State's defense overwhelmed mistake-plagued New Mexico in a 55-14 win. Jackson ran for 149 yards on 28 carries. He caught a 34-yard pass from Derek Anderson five minutes into the game and added touchdown runs of 3, 11, 6, and 1 yards.

Former NFL star Barry Sanders scored five touchdowns for Oklahoma State against Wyoming in the 1988 Holiday Bowl, and Sheldon Canley of San Jose State had five against Central Michigan in the 1990 California Bowl.

The Lobos' scores came on a 27-yard pass from Casey Kelly to Hank Baskett in the first quarter and Kole McKamey's 17-yard toss to Dwight Counter in the fourth.

Unable to run or pass against OSU's defense, the Lobos had only one first down in the first half and 21 total yards through the first three quarters. The stats also included 6 yards rushing, seven first downs and 127 total yards.

New Mexico got its second first down on a 46-yard pass from wide receiver Baskett to Counter with just more than 10 minutes left. DonTrell Moore, who led the Mountain West Conference with 1,438 yards this season, finished with 12 yards on 10 carries. His second-quarter fumble at the New Mexico 15 led to Jackson's third TD and second in a span of 1:39.

New Mexico had the fourth-best rushing defense in the country this season, but after gaining just 11 yards in the first quarter, Jackson found plenty of holes and scoring chances.

Oregon State scored on its first two possessions, with Jackson catching a 34-yard screen pass from Anderson on third-and-19 and Kirk Ylioniemi booting a 21-yard field goal.

New Mexico kept the Beavers' touchdown drive going with an unsportsmanlike conduct penalty for celebrating too

long and too loudly after stopping Jackson for a 2-yard loss on third down at the OSU 40. The Lobos then sacked Anderson for a 10-yard loss, but the Lobos were offside on the play.

Both teams entertained the Christmas Eve crowd of 25,437 with first-half trick plays that produced a touchdown for the Beavers and set up New Mexico's first score.

The Beavers scored on the final play of the first quarter on a 42-yard flea flicker. Anderson handed off to Jackson, who tossed it back to the quarterback for a pass to Mike Hass, who had beaten cornerback Brandon Payne.

New Mexico used a pass from wide receiver Michael Brunker to backup quarterback McKamey to set up the Kelly-to-Baskett score.

STATISTICS

	UNM	OSU
First Downs	7	29
Rushing	34-6	35-154
Passing Yards	121	386
Passing	10-23-1	27-42-1
Total Offense	57-127	77-540
Fumbles-Lost	1-1	1-1
Penalties-Yards	13-103	10-94
Interceptions-Yards	1-20	1-0
Punts-Average	10-39.1	3-37.3
Punt Returns-Yards	1-0	5-16
Kickoff Returns-Yards	8-175	3-65
Possession Time	30:19	29:41
Third Down Conversions	2-14	7-14
Sacks	1-3	6-48

SCORING BY QUARTERS

	Q1	Q2	Q3	Q4	Total
Oregon State	17	14	10	14	55
New Mexico	7	0	0	7	14

SCORING SUMMARY

1st - (9:59) - OSU - Jackson 34 pass from Anderson (Ylioniemi kick)
 1st - (6:38) - OSU - Ylioniemi 21 FG
 1st - (4:59) - UNM - Baskett 27 pass from Kelly (Zunker kick)
 1st - (0:00) - OSU - Hass 42 pass from Anderson (Ylioniemi kick)
 2nd - (8:40) - OSU - Jackson 3 run (Ylioniemi kick)
 2nd - (7:01) - OSU - Jackson 11 run (Ylioniemi kick)
 3rd - (12:57) - OSU - Jackson 6 run (Ylioniemi kick)
 3rd - (2:41) - OSU - Ylioniemi 31 FG
 4th - (12:06) - OSU - Jackson 1 run (Ylioniemi kick)
 4th - (9:22) - UNM - Counter 17 pass from McKamey (Zunker kick)
 4th - (4:40) - OSU - Whiten 19 pass from Rothenfluh (Ylioniemi kick)

INDIVIDUAL STATISTICS

Rushing: A. Byrd 2-13, Moore 10-12, McKamey 5-7, Brody 1-3, Cox 4(-1), Thomas 2(-1), Kelly 10(-27).
Passing: Kelly 4-12-0, 32, 1 TD, McKamey 4-9-1, 25, 1 TD, Brunker 1-1-0, 18, Baskett 1-1-0, 46.
Receiving: Counter 2-63, 1 TD, Augustyniak 2-11, Thomas 2-3, Baskett 1-27, 1 TD, McKamey 1-18, Cresap 1-3, Moore 1(-4).
Punting: Gaus 10-39.1. **Punt Returns:** Counter 1-0. **Kickoff Returns:** Counter 1-19, Fulbright 2-39, Walton 1-17, Ratcliff 4-100.
*Weather: Overcast, 58 degrees
 Attendance: 25,437*

2004 EMERALD BOWL Dec. 30, 2004 -- San Francisco Navy 34, New Mexico 19

Aaron Polanco ran for three touchdowns and passed for another, and Navy capped the academy's best season in 99 years with a 34-19 win over New Mexico in the Emerald Bowl.

Polanco scored on runs of 14, 1 and 27 yards and completed a 61-yard touchdown pass to Corey Dryden, the longest of the season by Polanco and the first career score by Dryden. The Midshipmen's defense was impressive, too, despite the rain-soaked field at SBC Park.

The unit forced two first-half turnovers that led to TDs and staged a goal-line stand late in the third quarter. Then Navy kept the ball for the next 14 minutes, 26 seconds, and held New Mexico to only seven plays in the fourth quarter.

The Midshipmen (10-2) tied for the most wins in school history, last accomplished when Navy went 10-1-1 in 1905. It



Bowl History

was a fitting end for the Mids, some of whom will head off to war in the coming year. Only two months ago, Navy's players dealt with the death of former teammate JP Blecksmith in a military operation in Fallujah, Iraq.

Polanco finished the season with 16 rushing touchdowns, a record by a quarterback this year. Temple's Walter Washington ran for 15. Polanco gained a Navy bowl record 133 yards on the ground for his fourth 100-yard rushing game and threw for 101 yards. He even caught a 17-yard pass from Frank Divis to set up his second TD - and his two receptions were the most by any Navy player.

New Mexico quarterback Kole McKamey had nearly as big a day after the Lobos (7-5) lost star tailback DonTrell Moore to a torn left ACL late in the first quarter.

McKamey threw for 207 yards and also rushed for 138, the first Lobos player to accomplish the feat since Graham Leigh in 1997. But McKamey threw two interceptions.

Moore, who has rushed for more than 1,000 yards in each of the past three seasons and came in averaging 108.3 yards per game, was carted off the field after catching a shovel pass and taking a hard hit from cornerback Vaughn Kelley that caused Moore to fumble with 3:52 left in the first quarter.

Linebacker Lane Jackson pounced on the ball for his first fumble recovery this year, and Polanco scored five plays later. Jackson also made an interception as time expired in the first half.

Navy built a 21-7 lead eight seconds into the second quarter on Polanco's 61-yard touchdown pass to Dryden.

The Lobos couldn't stop Navy's impressive triple-option offense. The Midshipmen snapped New Mexico's five-game winning streak and kept the Lobos from their first bowl victory in 43 years.

New Mexico lost in the Las Vegas Bowl the past two years and hasn't won a postseason game since beating Western Michigan 28-12 in the 1961 Aviation Bowl. The Lobos had won 11 straight games when they scored first.

2006 NEW MEXICO BOWL Dec. 23, 2006 -- Albuquerque San Jose State 20, New Mexico 12

San Jose State linebacker Matt Castelo saw New Mexico halfback Rodney Ferguson hit the hole near the goal line and prepared for a collision.

"I saw the running back get the ball and it was like in slow motion," Castelo said. "I got down low and I think he tried jumping over me. Tried to put the ball out for a touchdown."

Ferguson never made it to the end zone.

Castelo hit Ferguson and his helmet knocked the ball out and right into fellow linebacker Damaja Jones' hands. In a season where San Jose State's defense carried the Spartans to their first bowl game in 16 years, Castelo and Jones teamed up for what may have been the biggest stop of the year.

Adam Tafrales threw three touchdown passes and San Jose State beat New Mexico 20-12 on Saturday in the inaugural New Mexico Bowl, extending the Lobos' postseason drought to 45 years.

One big pass play by Tafrales and that costly fumble by Ferguson — both in the first half — set the tone for the Spartans' first bowl win outside of California.

Jones returned Ferguson's fumble 57 yards to the New Mexico 37. Although the Spartans didn't score on that drive, they had the momentum for good.

"I saw Matt set him (Ferguson) up," Jones said. "He tried to jump over Matt and Matt put his helmet right on the ball. I was trying to get over the top and the ball fell right in my hands."

For the Spartans (9-4), the win provided a final highlight in a season in which they won more games than they had in the three previous seasons.

Tafrales, who was 11-of-18 for 209 yards, threw scoring passes of 36 and 24 yards to James Jones and 76 yards to John Broussard. The pass to Broussard on the first play of the second quarter — in which New Mexico's defense totally blew the coverage — got the Spartans' offense rolling.

New Mexico's only touchdown came with 15 seconds left in the game on a 15-yard pass from Chris Nelson to Marcus Smith. The rest of the Lobos' scoring consisted of a 40-yard field goal by Kenny Byrd with 1:11 left in the second quarter and a safety when San Jose State punter Waylon Prather stepped out of the end zone with 1:08 left.

Byrd's field goal was his 25th straight from 40 yards or closer and the first made field goal by New Mexico in 10 bowl appearances.

San Jose State struck first after the teams combined for seven punts in the first quarter.

Tafrales found Broussard 20 yards behind the nearest Lobo. Broussard caught the pass at the 35 and easily scored.

New Mexico came right back with a drive that started with DeAndre Wright's kickoff return to the San Jose State 40. Eight plays later the Lobos had a first-and-goal at the 1. The Spartans' defense toughened and on third-and-goal from the 2, Ferguson fumbled.

The Spartans made it 13-0 on Tafrales' 36-yard pass to James Jones with 3:59 left in the first half. James Jones caught the ball near the sideline at the New Mexico 16 and slipped out of the grasp of Wright. Matt Strubeck missed the extra point.

The Lobos' offense had 377 total yards but was stagnant most of the day. Neither freshman quarterback Donovan Porterie, who started, nor Nelson, who played in the second half, could sustain drives. What plays did work often were erased by holding penalties and three second-half fumbles, including one by wide receiver Travis Brown at the San Jose State 1 with just over 3 minutes left.

Ferguson, who led the Mountain West Conference in rushing this season, had 102 yards on 22 carries.

James Jones and Broussard each had 106 yards receiving, Jones with six catches and Broussard with four.

STATISTICS

	UNM	SJSU
First Downs	20	8
Rushing	31-146	28-87
Passing Yards	249	209
Passing	24-45-0	11-18-0
Total Offense	76-377	46-280
Fumbles-Lost	6-4	0-0
Penalties-Yards	5-44	7-50
Interceptions-Yards	0-0	0-0
Punts-Average	7-33.4	8-44.6
Punt Returns-Avg.	5-10.4	1-6.0
Kickoff Returns-Avg.	3-35.3	0-0
Scoring Time	34:53	25:07
Third Down Conversions	5-17	1-11
Sacks	1-8	1-7

SCORING BY QUARTERS

	Q1	Q2	Q3	Q4	Total
New Mexico	0	3	0	9	12
San Jose State	0	13	7	0	20

SCORING SUMMARY

2nd - (14:51) - SJSU - Broussard 76 pass from Tafrales (Strubeck kick)
 2nd - (3:59) - SJSU - Jones 36 pass from Tafrales (kick failed)
 2nd - (1:11) - UNM - Byrd 40 FG
 3rd - (4:33) - SJSU - Jones 24 pass from Tafrales (Strubeck kick)
 4th - (1:08) - UNM - team safety
 4th - (0:15) - UNM - Smith 15 pass from Nelson (Byrd kick)

INDIVIDUAL STATISTICS

Rushing: Ferguson 22-102, Baker 2-18, Bauman 2-17, Quillen 1-1, Nelson 2-0, Brown 1-(-3), Porterie 1-(-7).
Passing: Nelson 17-26-0, 188, 1 TD, Porterie 7-17-0, 61, Ferguson 0-1, Clark 0-1.
Receiving: Ferguson 8-78, Brown 7-83, Smith 6-72, 1 TD, Bauman 2-15, Wilson 1-1.
Punting: Scott 7-33.4. **Punt Returns:** Wilson 4-52, Ligon 1-0.
Kickoff Returns: Wright 2-89, Smith 1-17.

Weather: Sunny, 39 degrees
 Attendance: 34,111

2007 NEW MEXICO BOWL Dec. 22, 2007 -- Albuquerque New Mexico 23, Nevada 0

For coach Rocky Long, it was just the next game, another brick to continue building his program. For delighted New Mexico fans, it marked the end of a 46-year skid.

Paul Baker ran for 167 yards in his first start, and Donovan Porterie threw for career-high 354 yards and two touchdowns to help New Mexico beat Nevada 23-0 in the New Mexico Bowl. The Lobos (9-4) ended a 46-year span without a post-season victory and gave Long, the team's 10th-year coach, his first bowl win in five tries.

"It gets it off our back. We don't have to listen to it anymore," Long said. "But this program was good before we won today."

John Sullivan made field goals from 53, 39 and 37 yards, but give credit to New Mexico's defense, which delivered just the second shutout loss for Nevada under Hall of Fame coach Chris Ault.

The Wolf Pack (6-7) hadn't gone scoreless losing 10-0 to Weber State on Sept. 27, 1980, a span of 329 games -- the longest current streak in college football and the second longest in history. It's the first time Nevada was shut out since moving to Division I-A in 1992.

"It's certainly a compliment to their defense," Ault said. "They played a great game. At the other end of the spectrum, we played as poorly on offense as we've played in a long time."

It was New Mexico's first bowl victory since beating Western Michigan 28-12 in the 1961 Aviation Bowl at Dayton, Ohio. The Lobos also notched a nine-win season for just the fourth time in school history.

"I'm very proud of our team," Long said. "I thought they were as focused as they've been all year long for any game."

STATISTICS

	UNM	Navy
First Downs	23	22
Rushing	42-212	58-269
Passing Yards	207	124
Passing	15-24-2	5-8-0
Total Offense	66-419	66-393
Fumbles-Lost	1-1	1-0
Penalties-Yards	9-85	6-53
Interceptions-Yards	0-0	2-0
Punts-Average	1-27	2-39.0
Punt Returns-Yards	1-2	0-0
Kickoff Returns-Yards	7-18.1	2-5.5
Possession Time	27:39	32:21
Third Down Conversions	8-11	8-14
Sacks	0-0	1-5

SCORING BY QUARTERS

	Q1	Q2	Q3	Q4	Total
New Mexico	7	12	0	0	19
Navy	14	10	7	3	34

SCORING SUMMARY

1st - (7:31) - UNM - Hall 17 pass from McKamey (Zunker kick)
 1st - (5:01) - Navy - Polanco 14 run (Blumenfeld kick)
 1st - (2:01) - Navy - Polanco 1 run (Blumenfeld kick)
 2nd - (14:52) - Navy - Dryden 61 pass from Polanco (Blumenfeld kick)
 2nd - (13:13) - UNM - Ferguson 4 run (Zunker kick)
 2nd - (9:19) - Navy - Blumenfeld 27 FG
 2nd - (3:36) - UNM - McKamey 3 run (Zunker kick)
 3rd - (7:01) - Navy - Polanco 27 run (Blumenfeld kick)
 4th - (2:15) - Navy - Blumenfeld 22 FG

INDIVIDUAL STATISTICS

Rushing: McKamey 19-138, 1 TD, Cox 11-32, Ferguson 4-19, 1 TD, Brody 3-15, Moore 5-8.
Passing: McKamey 15-24-2, 207, 1 TD.
Receiving: Baskett 5-115, Moore 3-21, Hall 2-23, 1 TD, Augustyniak 2-18, Brown 1-11, Ferguson 1-11, Ramirez 1-8.
Punting: Gaus 1-27. **Punt Returns:** Payne 1-2. **Kickoff Returns:** Walton 3-88, Smith 4-39.

Weather: Overcast/Rain, 56 degrees
 Attendance: 30,563



Bowl History

New Mexico's defenders pestered redshirt freshman quarterback Colin Kaepernick all afternoon and made Nevada's "Pistol" offense look more like a pop-gun. The Wolf Pack averaged 36.2 points and 488.9 yards during the season. Nevada had logged 23 scoring plays that covered at least 25 yards -- second only to Oklahoma's 25 big-play TDs.

This time, Nevada had 210 total yards, with only 73 yards rushing. On a chilly day, with the temperature at kickoff 34 degrees, Kaepernick finished 13-of-31 for 137 yards. He had 10 carries for 40 yards rushing.

"Everybody was locked in," linebacker Brett Madsen said. "They have a really explosive offense. The quarterback can really run. We knew we had to contain the quarterback, and he didn't do much with his legs."

Madsen, despite not starting, was selected the defensive player of the game after recording two sacks, two tackles for lost yardage and four total tackles. But he agreed the award could have gone to any New Mexico defender.

Baker made the most of his chance. He moved into the starting lineup this week when Rodney Ferguson, New Mexico's leading rusher over the past two seasons, was ruled academically ineligible.

"My team believed in me and that was enough," Baker said. "I knew I could get it done."

The Wolf Pack blocked two field goals, Sullivan missed another 43-yard try and the Lobos failed to score after having first-and-goal at the 4 late in the third quarter. But Nevada just couldn't take advantage.

"We didn't do a good job with any consistency on the run game or the pass game," Ault said. "Colin Kaepernick didn't have a chance to get into type of rhythm. We just shot ourselves in the foot."

Despite the cool weather, Porterie had no trouble warming up. He threw a short slant pass on the third play from scrimmage to Marcus Smith, who raced to the end zone for a 66-yard scoring play. Later in the period, Brown got behind the Nevada defense and Porterie found him on a 39-yard TD pass.

2015 GILDAN NEW MEXICO BOWL Dec. 19, 2015 -- Albuquerque Arizona 45, New Mexico 37

It was nearly one of the greatest comebacks in school history. Nearly. In the end, the Lobos whittled an 18-point second half deficit down to five, and then with a chance to go for the tie threw an interception as the Arizona Wildcats defeated New Mexico 45-37 in a highly entertaining 10th Annual Gildan New Mexico Bowl in front of a crowd of 30,289.

Both teams combined for 1,025 yards of offense, with UNM gaining 333 on the ground and 189 in the air. Arizona was about the opposite with 174 on the ground and 329 via the air. Things looked bleak when Lamar Jordan threw an interception on a play starting at his own 1-yard line that led to a short touchdown run and a 42-24 Wildcat lead with 7:35 left in the third quarter. Jordan, who played well with 135 yards rushing and a 110 yards passing, got UNM back in it with his third rushing touchdown to make it 42-31.

Jason Sanders then hit a perfect surprise outside kick that Donnie Duncan recovered for New Mexico. Jordan got hurt on the drive, leaving the game for good, and Austin Apodaca came in and scored his first career rushing touchdown on an option keeper to make it 42-37. The Lobos went for two and missed the conversion.

UNM got the break it needed on a missed field goal, but UNM turned the ball over on downs. On second-and-3 at the Wildcat 18, DaVonte' Neal broke up a pass intended for Carlos Wiggins, and then Chris Davis fumbled an option pitch for a loss of seven yards. On fourth-and-13 in no-man's land, UNM went for it but Apodaca was sacked. That led to a field goal and a 45-37 lead for Arizona, with one last chance for UNM.

Taking over at the 26 with 1:29 and no timeouts, UNM picked up two first downs to get to the Arizona 36, but there was just 35 seconds left. Looking for a big hitter, Apodaca was pressured and his pass missed Dameron Gamblin and fell into the waiting arms of Cam Denson for a game ending interception.

UNM opened the scoring with a 37-yard Zack Rogers field goal, but Arizona used a couple of long passes to go up 14-3. Jordan had his first rushing touchdown of the day to cut into that lead, but Arizona answered on an Anu Solomon run.

UNM scored an unlikely touchdown on a 92-yard pass from Jordan to Delane Hart-Johnson, the second-longest in UNM history and the fourth-longest in bowl history. Hart-Johnson outraced his brother Will Parks to the pylon for the score.

However, Arizona scored just before, and just after half-time to boost the lead to 18, setting the stage for UNM's near-comeback.

STATISTICS

	Arizona	UNM
First Downs	19	25
Rushing	32-174	69-319
Passing Yards	329	189
Passing	13-24-1	10-22-3
Total Offense	56-503	91-508
Fumbles-Lost	2-1	2-0
Penalties-Yards	4-30	8-103
Interceptions-Yards	3-23	1-43
Punts-Average	3-53.3	4-43.5
Punt Returns-Avg.	0-0.0	1-3.0
Kickoff Returns-Avg.	2-36.0	5-23.2
Possession Time	19:38	40:22
Third Down Conversions	2-9	11-19
Sacks	2-12	1-4

SCORING BY QUARTERS

	7	21	14	3	45
Arizona					
New Mexico	3	14	14	6	37

SCORING SUMMARY

- 1st - (9:52) - UNM - Rogers 37 FG
- 1st - (7:26) - AZ - C. Jones 78 pass from Solomon (Skowron kick)
- 2nd - (14:51) - AZ - Baker 27 run (Skowron kick)
- 2nd - (8:50) - UNM - Jordan 31 run (Rogers kick)
- 2nd - (3:27) - AZ - Solomon 14 run (Skowron kick)
- 2nd - (2:19) - UNM - Hart-Johnson 92 pass from Jordan (Rogers kick)
- 2nd - (0:30) - AZ - Richards 1 pass from Solomon (Skowron kick)
- 3rd - (13:56) - AZ - Baker 32 run (Skowron kick)
- 3rd - (9:17) - UNM - Jordan 11 run (Rogers kick)
- 3rd - (7:35) - AZ - Baker 4 run (Skowron kick)
- 3rd - (2:02) - NM - Jordan 3 run (Rogers kick)
- 4th - (13:52) - NM - Apodaca 4 run (rush failed)
- 4th - (1:32) - AZ - Skowron 37 FG

INDIVIDUAL STATISTICS

- Rushing:** L. Jordan 21-135, Gipson 15-84, Pressley 12-61, McQuarley 8-23, R. Jones 1-20, Chestnut 2-7, R. Jordan 1-3, Anaya 1-2, Rogers 1-0, Owens 3-(-2), Apodaca 3-(-4), Davis 1-(-10).
- Passing:** L. Jordan 3-9-2, 110, 1 TDs; Apodaca 7-12-1, 79.
- Receiving:** Gipson 3-27, Gamblin 2-27, Hart-Johnson 1-92, R. White 1-16, Bundy 1-13, Davis 1-12, Pressley 1-2.
- Punting:** Rogers 4-43.5. **Punt Returns:** Wiggins 1-3. **Kickoff Returns:** Wiggins 5-11.6.

Weather: Sunny, 38 degrees
Attendance: 30,289

2016 GILDAN NEW MEXICO BOWL Dec. 17, 2016 -- Albuquerque New Mexico 23, UTSA 20

It was nearly one of the greatest comebacks in school history. Nearly. In the end, the Lobos whittled an 18-point second half deficit down to five, and then with a chance to go for the tie threw an interception as the Arizona Wildcats defeated New Mexico 45-37 in a highly entertaining 10th Annual Gildan New Mexico Bowl in front of a crowd of 30,289.

Both teams combined for 1,025 yards of offense, with UNM gaining 333 on the ground and 189 in the air. Arizona was about the opposite with 174 on the ground and 329 via the air. Things looked bleak when Lamar Jordan threw an interception on a play starting at his own 1-yard line that led to a short touchdown run and a 42-24 Wildcat lead with 7:35 left in the third quarter. Jordan, who played well with 135 yards rushing and a 110 yards passing, got UNM back in it with his third rushing touchdown to make it 42-31.

Jason Sanders then hit a perfect surprise outside kick that Donnie Duncan recovered for New Mexico. Jordan got hurt on the drive, leaving the game for good, and Austin Apodaca came in and scored his first career rushing touchdown on an option keeper to make it 42-37. The Lobos went for two and missed the conversion.

UNM got the break it needed on a missed field goal, but UNM turned the ball over on downs. On second-and-3 at the Wildcat 18, DaVonte' Neal broke up a pass intended for Carlos Wiggins, and then Chris Davis fumbled an option pitch for a loss of seven yards. On fourth-and-13 in no-man's land,

STATISTICS

	UNM	Nevada
First Downs	26	12
Rushing	40-194	30-73
Passing Yards	354	137
Passing	20-37-1	13-31-0
Total Offense	77-548	61-210
Fumbles-Lost	3-1	1-1
Penalties-Yards	4-35	8-59
Interceptions-Yards	0-0	1-3
Punts-Average	2-40.5	11-42.1
Punt Returns-Avg.	6-9.0	0-0
Kickoff Returns-Avg.	1-26.0	6-16.8
Possession Time	31:36	28:24
Third Down Conversions	3-12	3-14
Sacks	3-16	2-17

SCORING BY QUARTERS

	0	0	0	0	0
Nevada					
New Mexico	14	6	0	3	23

SCORING SUMMARY

- 1st - (13:38) - UNM - Smith 66 pass from Porterie (Sullivan kick)
- 1st - (2:22) - UNM - Brown 39 pass from Porterie (Sullivan kick)
- 2nd - (6:07) - UNM - Sullivan 53 FG
- 2nd - (2:48) - UNM - Sullivan 45 FG
- 4th - (4:18) - UNM - Sullivan 37 FG

INDIVIDUAL STATISTICS

- Rushing:** Baker 22-167, Fussell 5-13, Clampitt 2-9, Porterie 6-7, Bruno 1-2, Quillen 2-2, Smith 1-0, Brown 1-(-6).
- Passing:** Porterie 20-36-1, 354, 2 TDs; Fussell 0-1.
- Receiving:** Brown 7-120, 1 TD, Smith 5-86, 1 TD, Bruno 5-86, Baker 2-42, Mark 1-20.
- Punting:** Scott 2-40.5. **Punt Returns:** Swift 5-44, Solomon 1-10. **Kickoff Returns:** Smith 1-26.

Weather: Sunny, 34 degrees
Attendance: 30,223



Bowl History

UNM went for it but Apodaca was sacked. That led to a field goal and a 45-37 lead for Arizona, with one last chance for UNM.

Taking over at the 26 with 1:29 and no timeouts, UNM picked up two first downs to get to the Arizona 36, but there was just 35 seconds left. Looking for a gain hitter, Apodaca was pressured and his pass missed Dameon Gamblin and fell into the waiting arms of Cam Denson for a game ending interception.

UNM opened the scoring with a 37-yard Zack Rogers field goal, but Arizona used a couple of long passes to go up 14-3. Jordan had his first rushing touchdown of the day to cut into that lead, but Arizona answered on an Anu Solomon run.

UNM scored an unlikely touchdown on a 92-yard pass from Jordan to Delane Hart-Johnson, the second-longest in UNM history and the fourth-longest in bowl history. Hart-Johnson outtraced his brother Will Parks to the pylon for the score.

However, Arizona scored just before, and just after half-time to boost the lead to 18, setting the stage for UNM's near-comeback.

STATISTICS

	UTSA	UNM
First Downs	20	17
Rushing	38-246	52-219
Passing Yards	118	77
Passing	10-26-1	3-6-0
Total Offense	64-364	58-296
Fumbles-Lost	0-0	1-0
Penalties-Yards	8-60	2-30
Interceptions-Yards	0-0	1-0
Punts-Average	2-46.0	3-39.0
Punt Returns-Avg.	1-3.0	1-3.0
Kickoff Returns-Avg.	2-13.0	0-0.0
Possession Time	29:18	30:42
Third Down Conversions	7-14	6-13
Sacks	1-10	0-0

SCORING BY QUARTERS

UTSA	3	3	0	14	20
New Mexico	7	3	6	7	23

SCORING SUMMARY

- 1st - (8:41) - UTSA - Falcon 27 FG
- 1st - (0:04) - NM - McQuarley 1 run (Sanders kick)
- 2nd - (1:32) - UTSA - Falcon 28 FG
- 2nd - (0:00) - NM - Sanders 52 FG
- 3rd - (9:54) - NM - Gipson 10 run (kick blocked)
- 4th - (9:43) - UTSA - Stevens 16 pass from Sturm (Falcon kick)
- 4th - (2:22) - NM - McQuarley 1 run (Sanders kick)
- 4th - (0:25) - UTSA - Taylor 4 pass from Sturm (Falcon kick)

INDIVIDUAL STATISTICS

- Rushing:** L. Jordan 13-81, McQuarley 17-68, Gipson 14-60, Owens 3-13, Woodhouse 1-3, Gamblin 1(-2).
- Passing:** L. Jordan 3-4-0, 77, 0 TDs; Apodaca 0-0-0, 0.
- Receiving:** Gamblin 1-34, McQuarley 1-25, Gipson 1-18.
- Punting:** Bojorquez 3-39.0. **Punt Returns:** Davis 1-3. **Kickoff Returns:** None.

Weather: Windy, 42 degrees
Attendance: 29,688



All-Time Lettermen

A		B	
Abbott, Lyle	1910-11	Beatty, Fred	1967-68
Abendschan, Jack	1962-64	Bebber, Otto	1924-25
Abousleman, Michael	1932-34	Beck, Wesley	2006-08
Ackerson, Bruce	1946-47	Becton, Jesse	1991-92
Adams, Daniel	2011	Beeson, Clement	1903-04
Adams, Justus	2012-13	Beggs, Steve	1985-86
Adamson, Jean	1945	Behl, Joseph	1940-41
Adcock, Garrett	2012, 2014-16	Beilman, Erik	2016-19
Adewon, Tayo	2014-15	Beitler, Rick	1966-68
Adewon, Toye	2014	Bell, Bill	1983-86
Adkins, Miles	1991, 1994	Bell, Brice	1983-84
Agajanian, Ben	1940-41	Bell, Byron	2008-10
Ahlgren, Wesley	1934-36	Bell, Edgar	1972-75
Aho, Andrew	2010-13	Bell, James	1978-79, 1981
Aho, George	2014	Bell, John	1987-90
Aho, James	2008-11	Belle, Lester	1970
Akins, Curtis	1972-73	Bell, Randall	1984-86
Albrecht, Steve	1987	Bennett, Ricky	2014-15
Albrektsen, Bill	1980-81	Bentley, Tom	1934
Albright, Edward	1905-07	Berg, Bob	1973-75
Alderete, Manny	1994-96	Bernard, C. L.	1910
Aldrich, Ray	1903-04	Bernard, Walter	1997-00
Aldridge, Harold	1932-33	Bernitsky, Tony	1949-50
Alexander, Chad	2020-22	Bernston, R. K.	1945
Alexander, Warren	1965-66	Bertram, Ben	2020-21
Allaway, Jeff	1979	Bertram, Mathias	2021
Allen, Calvin	1992-95	Bertram, Randy	1980
Allen, Darian	2016	Berry, Coleman	1977-79
Allen, Denny	1980, 1982-83	Berry, Destry	2011-12
Allen, Jay	1911-12	Best, Chuck	1981-84
Allen, Kirk	1987	Bibbo, Joe	1983-86
Allen, Omar	1934-35	Bickley, E. C.	1943
Allen, Walter	1905-11	Billingsley, Buddy	1993, 1995
Allott, Donald	1912-13	Bin-Balal, Zayn	2008, 2010
Allred, Lou	1964-66	Biren, Chris	2009-12
Alongi, John	1965-66	Biren, Mark	1979-81
Alvarado, Vicente	1993-94	Black, Desmar	1999, 2001-02
Amerson, Clyde	1943, 1947-48	Black, Don	1958-59
Anaya, David	2012-15	Black, Ed	1938-39
Anderson, Donald	1952-54	Black, Quincy	2004-06
Anderson, George	1973-74	Blake, Ed	1973
Anderson, Jarrett	1992-93	Blackwell, Aaron	2017-18
Anderson, John	1964-65	Blakemore, Stacey	1990
Anderson, Roy	1945-47	Blanchard, Paul	1970-71
Andrakowicz, Michael	1974-75, 1977	Blea, Matt	1988
Anyaipe, Terel	2007-10	Block, Don	1974-76
Apodaca, Austin	2015-16	Bloom, Jason	1995-98
Apodaca, Jeff	1983-85	Boatright, Jadon	2013-14, 16
Apodaca, Jerry	1954-56	Bobbs, John	1980-81
Apodaca Jr., Jerry	1979-81	Boger, Edrick	2009
Aqua, Andrew	2012	Bogle, Bob	1949
Arbon, Keith	1986	Bogren, Vincent	1939-41
Archer, Cliff	1969-71	Bojorquez, Corey	2016-17
Archer, Phil	1972-73	Bolden, Nico	2018-20
Archunde, Malcolm	1969	Boldt, I.V.	1911-13
Arens, Waldo	1909-12	Boldt, Leslie	1917
Arford, J.Q.	1944-45	Bollema, Dallas	2010-13
Armbruster, Chester	1949-50	Boller, James	1967
Armijo, Fernando	1940	Bonner, Vincent	1990
Armijo, Louis	1911-13	Bonwell, Jeremy	1997
Armijo, Mickey	1986-87	Booker, Harold	1917, 1919-20
Armstrong, Geard	1924-28	Bookert, David	1967-69
Armstrong, Sean	1985	Boone, Bruce	1971-72
Arnett, Robert	1951-52	Boone, CJay	2021
Arnett, Zach	2005-08	Booth, Charles	1932
Arnold, Walt	1976-79	Boqua, Ed	1945
Arnott, Will	1913-15	Borchers, Bill	1995-98
Arredondo, Mike	2012-15	Borne, Gerron	2012
Arrigoni, Roland	1954	Borombozin, Vladimir	2000-01
Arruti, Shawn	1991-93	Boteler, Virgil	1944, 1946-48
Asenuga, Leke	2021	Bouyer, Bob	1961, 1965
Ashbrook, Vern	1962	Bowe, Jake	2005-08
Ashley, Myron	1988	Bowers, Brett	2013-14
Ates, Kevin	1981-82	Bowie, Wallace	1902
Attel, Louis	1940-41	Bowyer, Ralph	1934-35
		Bowyer, Robert	1960-61, 1964-65
		Boyce, Rayshawn	2017
Augustus, Clyde	1983	Boyd, Alfred	1931-33
Augustyniak, Mike	2001-04	Boyd, Adrian	2002-03
Austin, Billy	1994-97	Boyd, Charles	1933-35
Austin, Erin	2018-19	Boyd, Ryan	2007
Austin, Tarean	2010	Boyett, Theodore	1936
Auva'a, Todd	1989	Boykin, Bolly	1926
Aven, Chance	2010	Brack, Aaron	2002, 2005
Avery, Kenneth	1954	Bradford, Carl	1964-66
Avery, Steve	1962-63, 1967-68	Bradford, Herbert	1961
Avila, John	1983, 1986	Bradford, Tom	1983-85
Avila, Trini	1991	Bradley, James	1959-61
Aydelotte, Carl	1915-17, 1919-20	Bradshaw, Steve	1971-73
Azar, Greg	1979-81	Bramer, Brad	1969-71
		Branch, Brandon	2012-14
		Branch, David	1980-83
		Brandenburg, Bucky	1949-50
		Brannin, Bill	1933-35
		Brashear, William	1913
		Bratcher, Charles	1965-67
		Bratton, LaMar	2011-14
		Brawley, Chris	2004-05
		Braziel, Brian	1996-97
		Brett, Dick	1950-51
		Brewer, Glen	1925
		Bridler, W. M.	1943
		Briggs, Cade	2019-21
		Briggs, Trajuan	2013-14
		Bright, Michael	1960
		Bright, Richard	1959-60
		Briscoe, Brian	1980-82
		Briscoe, James	1953, 1955
		Briscoe, Kendall	2006-09
		Briscoe, Robert	1932-34
		Brittain, Billy	2003-06
		Brock, Bryan	1946-47
		Brock, Gene	1948-50
		Brock, Harold	1950
		Brody, Landrick	2001-04
		Brooks, Billy	1941
		Brooks, Jim	1980-81
		Brooks, Jonathan	2006-08
		Brorein, Carl	1914-16
		Brown, Arthur	1921
		Brown, Billy	1959-60
		Brown, C. O.	1924-26
		Brown, Charles	2004-05
		Brown, Corey	2002-03
		Brown, Fred	1929-30
		Brown, Greg	2022
		Brown, Harold	1942
		Brown, Howard	1991-92
		Brown, Isaiah "I.B."	2013-16
		Brown, Josh	1996-99
		Brown, Kano	1989
		Brown, Ken	1972-75
		Brown, Larry	1995-96
		Brown, Lester	1924
		Brown, Robert	1979-80
		Brown, Terence	2007-08
		Brown, Tori	1985
		Brown, Travis	2004-07
		Brucler, Trace	2021, 2023
		Bruening, James	1952-53
		Brumfield, Alton	1965
		Brunker, Michael	2002-03
		Brunson, Darien	2013
		Bryan, Hugh	1905-06, 1909
		Bryant, Dennis	1968
		Bryant, Ken	1974
		Bryant, Daryl	1977-79
		Bucher, Scott	1984
		Buchley, Howard	1917
		Buck, Mike	1969-71
		Buckley, Trey	2007
		Buckner, Jerry	1968-70
		Buford, Chris	1983-84



All-Time Lettermen

Heber, Todd	1990-92
Heckroth, Lou	1971
Hedrick, Howard	1940
Hegge, Ron	1977-78
Heidrick, Jeff	1983
Hein, E.L.	1944-45
Helton, Clinton	1961-62
Hembree, Nate	2001-02
Hemphill, Tommy	1995-97, 1999
Henderson, Mike	1987-90
Henderson, Reno	2014-16
Henderson, Roy	1929
Hendrick, Doug	1964-66
Hendricks, Ace	1966-68
Hendricks, Howard	1940
Hendricks, Nelson	1931
Henington, Rex	1965, 1967
Henington, Scott	1961-63
Henley, Jack	1937-39
Henry, Andrew	2023
Henry, Daniel	2014-16
Henry, Fred	1970-72
Henry, Mickey	1965
Hensley, Jim	1976, 1978
Henson, Brent	1981, 1983-85
Henson, Wes	1982-84
Hentrup, Garrett	2009-10
Herbert, W.M.	1943
Hernandez, Chris	2007-10
Hernandez, Danny	1999
Hernandez, Ivan	2008-09
Hernandez, Johnny	2018-19
Hernandez, Louis	1922-24
Hernandez, Ralph	1919-20
Hernandez, Walter	1920-22, 1924
Herring, Walter	1993-94
Herron, Bruce	1975-76
Hessel, Mark	1992
Hesselden, Louis	1913, 1920
Hettema, David	1964-65
Hickman, Bob	1941
Hicks, Robert	1968-69
Hicks, W.D.	1937
Hidalgo, Rafael	2017-18
Hightower, Beau	2006
Hightower, Corey	2017-21
Hightower, Paytron	2012-14
Hildebrandt, G.J.	1944, 1946-47
Hill, Brian	2010
Hill, Chuck	1949-51
Hill, Clyde	1941
Hill, Harold	1910-11
Hill, Kermit	1930-31
Hill, Randy	1978
Hill, Reese	1939-41
Hill, Warren	1936
Hillenbrand, John	1977
Hillesheim, Mark	1980-81
Hixon, Jeremiah	2023
Hnida, Katie	2002-04
Hobby, Jr., Willie	2017-18
Hodges, Patrick	2003-06
Hoffman, Skiles	1916
Hogan, Larry	1978
Holaday, Justin	2022
Holbrook, B.R.	2009-12
Holler, Jack	1967
Hollingsworth, Shawn	1979
Hollins, Karnell	1989-90
Holloman, Clifton	1939
Holman, Carl	1903
Holmes, Steve	1985-87
Holve, Don	1942
Honan, Bernard	1946
Hood, David	1979-80
Hooks, Anthony	2008-11
Hopkins, Edmund	1922

Hopkins, Dylan	2023
Horgan, Edward	1922
Horton, Dylan	2018-19
Horn, Jeff	1980
Hornfeck, Ray	1981-84
Hott, Beau	2016-18
Houghtaling, Jeff	1994-96
Houston, Chris	1987-88
Howard, Scott	1985-88
Howden, William	1929-30
Howes, Jeff	1985, 1987-88
Hracek, Alan	1967
Hubbard, Don	1972-73
Hubbell, James	1938-39
Hudspeth, Max	1974, 1976-78
Hughes, Garrett	2015-17
Hughes, George	1946-47
Hughes, Herbie	1949-50, 1955
Hugine, J.J.	2010
Hullaby, Jaden	2022
Humphreys, Bryan	2002-04
Hunt, Antonio	2020-22
Hunt, Ronnie	1982-83
Hunter, Chawn	1984
Hunter, Dion	2021-22
Hunter, D.	1911-12
Hunter, Everett	2023
Hunter, Mark	2011-12
Hunter, Weldon	1951-52
Hutchins, John	1949
Hutchinson, R.	1911-13
Hutchison, Stephen	2004-07
Hyder, Don	1951-52

I

Iacenda, Ted	1999-00
Imboden, Carl	1944
Irwin, Blake	1994-97
Irwin, Lloyd	1903
Ivy, Charles	1964
Ivy, Jarvis	1957-59

J

Jack, Eric	1990-93
Jackson, Barry	1989-91
Jackson, Carl	1965-66
Jackson, Johnny	1981-84
Jackson, Rashad	2012
Jackson, Vershad	2012
Jacobsen, Evan	2009-12
Jaeger, Roland	1952, 1954
Jaeger, Shane	1994-97
James, C.J.	2022-23
James, Ned	1985-86
James, Victor	2006-09
Jang, Radson	2018-19, 21-22
Jankoviak, Jacob	2019, 21
Jarvis, Kyle	2019-21
Jasper, Larry	1960-62
Jaworsky, Eric	1997-99
Jenkins, Aaron	2015-18
Jenkins, Curtis	1935-36
Jenkins, Darren	1981-84
Jenkins, Jerome	2007-08
Jenkins, Robert	1927, 1929
Jensen, Kurt	1989-90
Jensen, Robert	1960-62
Jeter, Calvin	1964-65
Johannemann, Seth	2007-08, 2010
Johnson, A.J.	2011
Johnson, Benji	2022
Johnson, Bob	1974-75
Johnson, Brandon	2008
Johnson, Brian	1998-01
Johnson, Casey	1998-99
Johnson, Che'	1995-1998
Johnson, Daniel	1993-96

Johnson, Darryl	2010-13
Johnson, Dimitri	2023
Johnson, Javarie	2012-14
Johnson, Julius	1980-82
Johnson, Kelvin	1983-84
Johnson, Michael	1980-83
Johnson, Nick	1981-84
Johnson, Randy	1987
Johnson, Reginal	1996-99
Johnson, Tim	1977
Johnson, Thomas	1968
Jones, Albert	1991
Jones, Clarence	1976-77
Jones, Cranston	2012-15
Jones, Daryl	2006-09
Jones, Duece	2021-23
Jones, Greg	1972-74
Jones, Jack	1932, 1934-35
Jones, Javohn	2016-18
Jones, Jeffrey, Jr.	2018
Jones, Howard	1974
Jones, Marquis	2022
Jones, Nate	2020, 2022
Jones, Ogle	1921-22
Jones, Rick	1973-74
Jones, Ridge	2013-15
Jones, Sheriron	2018-19
Jones, Taihi	1991
Jones, Tony	1984-85, 1987-88
Jones, Tyrone	1984-85
Jones, Wendell	1984
Jones, Woody	1966-68
Jordan, Avery	2016-17
Jordan, Lamar	2014-17
Jordan, Romell	2014-15, 17
Joseph, Emmanuel	2017
Josue, Hebrews	2001-02
Jourdan, William	1942-43
Journagan, Travis	1996-98
Juarez, Cole	2014
Juarez, James	1953-55
Jurasek, Joe	1980

K

Kaiser, William	1951-52
Kannike, Musa	1987-88
Karsten, Karl	1910
Kase, Cody	2004-07
Katz, Leo	1942
Keasler, Ed	1933-34
Keeler, Billy	1989-90
Keeran, Bob	1974
Keasler, Ed	1933-34
Keeler, Billy	1989-90
Keeran, Bob	1974
Kegler, Daniel	2001-03
Kelleher, J.P.	1944-45
Keller, Ron	1983-86
Kelley, Buster	1922
Kelly, Ben	1946-47
Kelly, Brent	1985-86
Kelly, Casey	2001-03
Kelly, Charles	1962-63
Kelly-Romero, Dylan	2019
Kemp, Tony	1988
Kendrick, Miles	2022
Kennedy, Brett	2008-11
Kenney, Donald	1956
Kennedy, George	1960
Kiehne, Tyler	2022-23
Kiethly, Ray	1935-36
Kilby, Anthony	2005-07
Kincaid, Shannon	2000-03
Kinslow, Conner	2020
King, C.R.	1944-45
King, Todd	1985
Kirby, Karlos	1990

Kirk, Ty	2009-12
Kirkendoll, Marquae	2020-21
Kirkindoll, Mike	1986
Klein, Edward	1941-42
Klein, Todd	1970-71
Knapp, Wilson	1948-50
Kneller, Aiden	2019
Koch, James	1956-58
Koehler, Charles	1948
Kohl, Ronald	1970-72
Konte, Abdullah	2007-08
Konte, Mohammed	1998-01
Konte, Sulayman	2000-01
Kopecky, Rick	1974-75
Korpitzy, Larry	1969-71
Korte, Merle	1947-49
Koskovich, Charles	1951-53
Koskovich, Mark	1976-78
Kosor, John	1960-62
Kostenbader, Kenneth	1949-50
Kowalczyk, Joey	1991-93
Koury, Gene	1948
Kozial, Julius	1967-69
Krall, Rudy	1945-48
Kranz, Roger	1957-59
Kress, Jordan	2019-20
Kreuter, Norman	1967
Kubowicz, Mike	1971-73

L

Laberrere, Paul	1971-72
Lackey, Laurance	1912
Lafferty, Todd	1979-80
Lahusen, George	1967
Lamm, Jack	2013, 16
Lanier, Keyonta	2021
Lane, John	1979-82
Langford, Ryan	2014-15
Langston, Calvin	1915-16
Lapraik, Jack	1912-13, 1915
Lara, Danny	1953-55
Larson, Ed	1988
LaShell, Eugene	1942
Latchison, Jaymar	2008-11
Lauderdale, Dick	1952-54
Lawler, Larry	1980-81
Lawson, JaJuan	2016
Lawson, Nicky	2007
Lawson, Skip	1969-71
Layden, Bill	1981-83
Leach, Jeremy	1988-91
Leadbetter, Thomas	1964-66
Leavell, Orlando	1986-87
Lee, Chester	1913-14
Lee, Chris	2014-15
Lee, Floyd	1912-14
Lee, Robert	1952-54
Lege, Ken	1973-74
Lehman, Nick	2014-15
Leiblic, James	1967
Leigh, Graham	1996-98
Leigh, Kevin	1998
Leigon, Steve	1964
Leisk, H.	1944
Leland, Todd	1984
Lembke, Charles	1906, 1909-11
Lenoir, Scott	1984
Lennon, John	1968
Lenzmeier, Jason	2000-03
LePlatt, Jack	1942
Letuligasenoa, Tony	1971-72
Leutele, Ray	2020-22
Levingston, Donald	1988-90
Lewistik, David	1989-91
Lewis, Chris	2015-16
Lewis, Dorian	2023
Lewis, James	2019-20



All-Time Lettermen

Newton, Kevin.....	1988	Perez, Danny.....	2002	Ramirez, Daniel.....	2003-05	Roy, Tre'Von.....	2014
Nicholl, Rob.....	1989-90	Perez, Isaiah.....	2021-22	Ramsay, Brian.....	2006	Royston, John.....	1985
Niemants, Marion.....	1937-38	Perg, Tom.....	1973	Rankin, A. G.....	1940	Rozzell, Ja' Mine.....	1996
Noble, Joey.....	2019-21	Perkins, Archie.....	1931-33	Rapolla, Hunter.....	2023	Rucker, Billy.....	1984-86
Noe, Henry.....	1969-70	Perkins, Don.....	1957-59	Ratcliff, Brandon.....	2000, 2002-03	Rucks, Mike.....	1966-68
Novak, Jay.....	1992-93	Perkins, Jeff.....	1977	Ratzlaff, Fred.....	1971-72	Rumbaugh, Robert.....	1976-78
Nohl, Louis.....	1915-16	Perkins, Rex.....	1990-91	Raven, Carl.....	1982-83	Runcorn, Wilbert.....	1955
Noland, J.....	1944, 1947-48	Perry, Floyd.....	1974	Ray, John.....	1979	Rupcich, Mark.....	1973-75
Nuckolls, Norman.....	1950-51	Pesce, Mike.....	1982	Ray, S. G.....	1978-79	Rupp, Zach.....	2002-03
Nunley, Lon.....	1982-85	Persley, Stephen.....	1998-01	Raymer, Matt.....	2011-12	Rushing, Jack.....	1939
O							
Oakes, George.....	1970-72	Peterson, Darwin.....	2005	Reardon, William.....	1925-27	Russell, Marty.....	1979-80
O'Bannon, Turhon.....	1992-93	Peterson, Chris.....	1970	Redmond, Ike.....	1926	Russell, Ricky.....	1984-85
O'Brien, Jon.....	2004-07	Peterson, Scott.....	1993-1995	Reed, Jeff.....	1988	Russo, John.....	2013-16
Ocampo, Aaron.....	1997	Pettenuzzo, Mike.....	1972-73	Reed II, Jerrick.....	2019-22	Rutherford, Wayne.....	1941
Ocasio, Austin.....	2016-17	Pettet, Chuck.....	1974-75	Reed, Lucas.....	2009-12	Ryan, Tom.....	1976-78
Odums, A.J.....	2021-22	Pettet, Earl.....	1974-76	Reed, Patrick.....	2015-17	Ryder, W. W.....	1943-44
Oglesby, Barton.....	1940-41	Pettinger, Scott.....	1988-91	Reid, Harold.....	1960	S	
Ojeda, Hugo.....	1990-93	Pettis, Bob.....	1963	Reidy, John.....	1929-30	Saavedra, Aaron.....	1993-95
Okonkwo, Kene.....	2014-16	Pettus, Brooks.....	1940	Reina, Frank.....	1984-85	St. Aubyn, Jared.....	1998
Oldenkamp, Bryan.....	2015	Petty, Scott.....	1979	Renfro, Charles.....	1924-26	Salas, Marcus.....	1942-44
Oliver, Jamie.....	1996-97	Pfleuger, Max.....	1931-33	Renfro, Everett.....	1929	Saltes, Teton.....	2017-20
Oliver, Jon.....	1999-01	Pharr, Kenneth.....	1948-49	Renfro, Fred.....	1937-38	Saltonstall, Jake.....	2020-22
Oliver, Scott.....	1966-68	Phillips, Jaden.....	2021-22	Renteria, D.J.....	2000-03	Sampson, Lawrence.....	1965
Oliver, Winslow.....	1992-95	Phillips, James.....	1917	Repetto, Gary.....	1965	Sampson, Reginald.....	1996-99
O'Neal, Albert.....	1964-66	Pickett, Doug.....	1984	Reyes, Daniel.....	1998-99	Samuelson, Jon.....	1997-99
O'Neal, William.....	1965	Pierson, John.....	1960-61	Reynolds, Fred.....	1948-50	Sanders, Claude.....	1939-40
Ordenstein, Jacob.....	1999	Pierson, Robert.....	1962-64	Reynolds, Steve.....	1937-38	Sanders, Devin.....	2019-21
Ordenstein, Kawika.....	1997	Pikington, Bud.....	1937	Rice, Lucien.....	1930	Sanders, Jack.....	1939
Orrison, Clay.....	1986-87	Pino, Curtis.....	2004-06	Rice, Ryan.....	2001-03	Sanders, Jason.....	2014-17
Ortega, Gabe.....	2017-18	Platt, Jeff.....	1989-90	Rice, W. E.....	1944	Sanders, Rashaun.....	2001-03
Orvick, David.....	2012-13	Plum, Jason.....	1997-99	Rich, Randy.....	1972-75	Santana, Bryce.....	2021-23
Osborn, David.....	1979-82	Plumlee, Gary.....	1963-64	Richardson, Kris.....	1989	Santiago, Bobby.....	1960-62
Ottmann, James.....	1960-63	Plumley, Johnny.....	1978	Rideout, Garland.....	1927	Santorineos, Mihalis.....	2023
Overacker, Aaron.....	2018	Poehlmann, Matt.....	2002	Riley, Dick.....	1928-29	Santos, Ryan.....	2013-16
Owens, Al.....	1987-88	Pola-Gates, Noa.....	2023	Riley, Harold.....	1955	Sargovetz, Greg.....	1967-69
Owens, Tyrone.....	2015-18	Polk, Eugene.....	1948-49	Pollard, Gerald.....	2020-23	Saulsberry, Joshua.....	1906, 1909
Owens, William.....	1978-79	Pope, Kaydin.....	2023	Pope, Ryan.....	2001, 2004	Sauter, Steve.....	1981-84
Owens, Willie.....	1988	Popejoy, John.....	1922	Ringland, Frank.....	1911	Savale, Rich.....	1969
Owensby, Fred.....	1941	Popejoy, Tom.....	1921-24	Rivara, Greg.....	2012	Sawyers, Dan.....	1955
P							
Pafford, W.B.....	1944-45	Porter, Geordon.....	2022	Roadstrom, Roger.....	1988-89, 1991	Sayers, Jim.....	1977-79
Pagador, Steve.....	1994-95	Porterie, Donovan.....	2006-09	Robbins, Kirk.....	1998-01	Scanlon, Tim.....	1967
Paige, Frank.....	1981	Potts, Quinn.....	2021	Roberts, Chuck.....	1957-59	Scarber, Sam.....	1968-70
Paiz, Abedon.....	1934-35	Pound, Marlin.....	1951-54	Roberts, Jack.....	1941	Scarlett, Michael.....	2008, 2010-11
Palmer, Robert.....	1934	Powdrell, Mike.....	2004-05	Roberts, Orville.....	1941	Schaefer, Matt.....	1978-79
Panzica, Richard.....	1952-53	Powell, Everett.....	2016-17	Robertson, Henry.....	1938-39	Schlick, Karl.....	1931, 1936
Paoli, Joel.....	2003	Powless, Clarence.....	1931, 1936	Robison, Pete.....	1974-76	Schlick, Mike.....	1955
Papini, Don.....	1951-52	Pratt, William.....	1903	Rodriguez, Aaron.....	2021-23	Schmidt, Michael.....	1961-62
Parker, Bijon.....	2015-18	Presente, Joseph.....	1967-68	Roquemore, Levi.....	1994	Schultz, H. P.....	1944
Parker, Marcus.....	2002-05	Pressley, Jhurell.....	2012-15	Rodgers, Frank.....	2001	Schultz, Jay.....	1988-90
Parks, Pete.....	1980-82	Pribble, Dick.....	1955-56, 1958	Rodgers, Reggie.....	1987	Schuman, Walt.....	1931-32
Parr, Steve.....	1983-84, 1986	Price, Harry.....	1969-71	Rogers, De'John.....	2018-19	Schweer, Fred.....	1993
Parrish, Sammie.....	1980	Price, Jamal.....	2011-14	Rogers, DeMarcus.....	2012-13	Scott, Don.....	1947-48
Parrish, Sammy.....	1980, 1982	Price, Milton.....	1949	Rogers, Glen.....	1919	Scott, Gene.....	1959-61
Parrish, Toby.....	1972-74	Price, Randle.....	1997-98	Rogers, Glenn.....	1983-86	Scott, Jordan.....	2006-07
Parsons, Critchell.....	1930-31	Price, Robert.....	1909	Rogers, Mel.....	1919	Scruggs, Jr., Zarak.....	2021
Patterson, Cedric III.....	2019-20	Probert, William.....	1912-13	Rogers, Pat.....	1972	Sebben, J.....	1902-03
Patterson, Paul.....	1944	Prock, Lavern.....	1956-57	Rogers, Zack.....	2014-15	Seder, Howard.....	1910, 1913
Patton, Perkins.....	1917	Proctor, Malcolm.....	2013	Rojas, Michael.....	1964	Sedillo, Frank.....	1979-81
Paulsen, Herbert.....	1917	Prohaska, Jerry.....	1957, 1959	Romero, Fred.....	1979	Seery, Alfred.....	1928-30
Paulsen, Jesse.....	2009	Prokopiak, Mike.....	1950-52	Romero, Jeff.....	1985	Seery, Carl.....	1938-40
Pauni, Elmer.....	2019-20	Puccetti, Loe.....	1929	Romero, Martin.....	2003-04	Seery, George.....	1931-33
Pautsch, John.....	1966-68	Purvis, Jason.....	1996-99	Romero, Pedro.....	1917	Seery, James.....	1930
Paxon, Matt.....	1977	Q		Romero, Steven.....	2013-16	Seiders, Sherman.....	1967
Payne, Brandon.....	2003-04	Quarells, Matt.....	2015-16	Romine, Dillon.....	2013-15	Segears, Eddie.....	1966-67
Pearce, Cullen.....	1920-22	Queen, Elijah.....	2020-22	Rose, Mason.....	1956-58	Seis, Wally.....	1965-66
Pearlman, Gavin.....	1993-94	Quillen, Matt.....	2005-08	Ross, D'Angelo.....	2017-18	Selander, Joe.....	2002-05
Pease, John.....	1912	Quin, Glover.....	2006-08	Ross, Edmund.....	1905-06	Sellers, Donald.....	1995-96
Peavy, J.....	1906	Quintana, Stan.....	1963-65	Ross, Gilbert.....	1939	Sellers, Hunter.....	2023
Peek, Patrick.....	2018-21	Quist, Buster.....	1956-57	Ross, Henry.....	1980	Sellers, Trent.....	2019
Pegue, William.....	1946-50	R		Ross, Houston.....	1969-71	Sells, Joe.....	1983-86
Penley, Bryan.....	2000-03	Rainer, Reggie.....	1990-93	Ross, Ken.....	1969	Selva, Lawrence.....	1906, 1909-10
Pennington, Terrance.....	2002-05	Rainey, Johnathan.....	2008-10	Ross, Mike.....	1997-98	Senesio, Peter.....	1916
Peppin, George.....	1939-40, 1945	Rainey, Rashad.....	2012-13	Ross, Ned.....	1943	Server, Leon.....	1941-43
		Rall, Bob.....	1965-66	Rosseau, Troy.....	1990-91	Severns, Ralford.....	1930
				Rothschiller, Jake.....	2015-17	Sevila, Al.....	1970
				Rothschiller, Kyle.....	2016-17	Sewell, Jr., Michael.....	2017-18



All-Time Lettermen

Wheichel, Tom	1943
White, Bill	1968
White, Donnie	2013-16
White, George	1917
White, Larry	1951-54
White, Lynn	1955-57
White, Mitch	1987-88
White, Reece	2012-15
White, Roy	1994-97
White, Sherod	2022-23
White, Wade	1971
Whitehead, Kenneth	1983-84, 1986
Whitehill, Harvey	1932-33
Whitesell, W. A.	1944-45
Wieczorek, Andy	1976-78
Wiegel, Phillip	1941-42
Wiggins, Carlos	2012-15
Wiggins, Holmon	1998-01
Wiggins, Hunter	2023
Wigley, Robert	1915-16
Wiley, Sidney	2002-03
Wilfley, Vernon	1916, 1920-21
Wilhelm, Nick	2008-10
Wilkinson, Tim	1992-93
Williams, Bryant	2008-10
Williams, Chad	1990
Williams, Charles	1931-33
Williams, Derwin	1979-80, 1982-83
Williams, Jerone	1989-90, 1992-93
Williams, Johnny	2016-17
Williams, Ken	1976-77
Williams, Landon	2023
Williams, Marcus	2017-20
Williams, Mark	1978-79
Williams, Martinez	1996-99
Williams, Maxie	1965
Williams, Mica	2008
Williams, Mike	1975-78
Williams, P.E.	1945
Williams, Randy	2013-14
Williams, Thomas	1916
Williams, Todd	1993-94
Williams, Troy	1973
Williams, Zach	2001
Williamson, Morrelle	1930
Williamson, Todd	1982-84
Williford, Richard	1946-48
Willis, Joe	1943-1948
Wilson, Amos	1999, 2001
Wilson, Don	1978-79
Wilson, J.B.	1938
Wilson, James	1925, 1927-1929
Wilson, Jayden	2023
Wilson, Kelly	1981-82
Wilson, Marc	1991-92
Wilson, Nic	2020-21
Wilson, Ray	1992-93
Wilson, Ronald	2021-22
Wilson, Steve	1974-75
Wilson, Ted	1966
Wilson, Terry	2021
Wilson, Thomas	2005-06
Wilson, Wilber	1925, 1927, 1929
Wimberly, Harold	1946-48
Wingate, John	1994-97
Winkler, Bob	1971-73
Winter, Robert	1969-70
Winston, Carl	1990-93
Winston, Richard	2012-14
Witthoft, Connor	2021-22
With, Marcelle	1934-36
Witkowski, Tony	1951-52
Witten, Oliver	1919-20
Woisin, Josh	2020-21
Wolcott, Joe	1959-61
Wollitz, Leny	1970
Woodcock, John	1972-73

Wooden, Bobby	2020-23
Woodhouse, Diquon	2015-16
Woods, Don	1973
Woods, Jameal	1994-97
Woods, Manley	1990-92, 1994
Wooldridge, N.W.	1911
Wooten, Andre	1988, 1990
Wortman, Greg	2014
Wright, Antoine	1995-98
Wright, Brad	1978-80
Wright, DeAndre	2005-08
Wright, James	2008-11
Wright, John	1931
Wright, Quincy	1999-2002
Wylie, Marshall	1926-28
Wyrick, Dave	1977-79
Wysong, Adam	1997
Wysong, Ben	2006
Wysong, Luke	2021-22

Y

Ydens, Bob	1978-80
Yeager, Tim	1980
Young, Claude	1945
Young, Eric	1992, 1994
Young, Freddy	2009-12
Young, Joe	1982-83
Young, Terry	1988-90

Z

Zamprelli, Paul	1979, 1981-82
Zamora, Drew	2008
Zanet, John	1946
Zavala, David	2019
Ziegler, David	1986-88
Zikan, Doug	1989-91
Ziltz, Jack	2014, 2016
Zimmerman, Kade	2022
Zimmerman, Tate	2022-23
Zintak, Ken	1976-78
Zunker, Wes	2001-04

Assistant Coaches:

Aiken, Ron	1991-94
Anderson, Blake	1999-01
Anderson, Jim	1974-76
Azar, Greg	1984
Bailiff, David	1992-96
Baldwin, Dave	2007-08
Bame, Damon	1968-69
Barlow, George	2009-11
Barnes, Willis	1947, 1950-51, 1954-55
Bartosh, Gil	1977
Baumgartner, Scott	2013-19
Baysinger, Reeves	1950-52
Becker, John	1972-73
Bender, Mike	1980-82
Berryman, Jim	1986
Bielat, Larry	1968-69
Blackmon, Brandon	2020-22
Blackshear, Cheston	2009-11
Blankenship, Cam	2023
Bleil, Fred	1992-95
Blue, Ken	1960-66
Bolinger, Bo	1963-67
Bostad, Bob	1999-05
Bradley, Gerald	1999-01
Brown, Dan	1987-91
Bujewski, Mike	1984-86
Bunting, Dick	1963-66
Burney, Jacob	1983-86
Campbell, Dean	1978
Canty, Bill	1974-77
Carrel, Dan	2019
Carter, Ruben	2009-11

Chelf, Don	1958-59, 1967
Christian, Jamie	2020-23
Christoff, Andy	1973
Clark, Bert	1968
Conway, Jeff	1998-03
Cosgrove, Kevin	2012-19
Cromartie, Jim	1965-67
Cullen, Lou	1954-59
Darnell, Dennis	1992-98
Davie, Clay	2015-19
DeBesse, Bob	2012-17
Degory, Mike	2009-10
Dennard, Preston	1991
Dickey, Darrell	2009-10
Dodd, Dan	1996-97, 2000-06
Dunn, Joe Lee	1980-82
Dunn, Kasey	1996-97
Dykes, Spike	1977-78
Eggen, Stan	1997, 2016-19
Eliano, Perry	2018-19
Eumont, Vic	1990-91
Fairchild, Steve	1987-89
Faulkner, Kevin	1994-98
Feldman, Marty	1955
Fenwick, Jim	1998-99
Ford, Robert	1977-79
Fuller, Leon	1969-72
Gerald, J.B.	2009
Gonzales, Danny	2006-08
Gregory, Roy	1984
Griffin, Gary	1978-79
Griffith, Ben	1985-86
Hall, Charlie	1992-95
Hardy, Jerry	1970-73
Hawley, Eldon	1967
Haywood, Jerome	2020-23
Higgins, R. S.	1979
Hollinger, Johnnie Mac	1983-84
Howes, David	2020-23
Hudson, Ron	2011
Huey, Gene	1974-76
Hutzler, Coleman	2012-13
Jackson, Cornell	1995, 2006
James, Robert	1978-79
Jefferies, Craig	2011
Johnson, Reed	1970-72
Klinker, Walt	1968-72, 1977-79
Korpitz, Larry	1990
Kragthorpe, Dave	1991
Kurucz, Tom	1980-83
Lambert, Ed	1987
Lee, David	1983
Lenzmeier, Jason	2007-08, 2012-15, 2020-22
Levy, Marv	1956-57
Lewis, Marvin	1987-89
Lewis, Osia	2003-07
Liggins, Tommie	1991
Long, Rocky	1978-80, 2020-22
Luper, Curtis	2002-04
MacMillian, Charles	2014-16
Magee, Calvin	2018
Mallory, Doug	2009-10
Martin, Tee	2009
McCray, Bob	1974-76
McDaniel, Archie	2012-14, 18
McDuffie, Wayne	1974
McMahon, Tom	1980-82
McNitt, Jay	1967
Mendenhall, Bronco	1998-2002
Mehring, Drew	2020
Mills, Jeff	2012-13
Modkins, Curtis	1998-01
Moller, Chuck	1992-96
Moller, Denny	1989, 1991
Mondt, Bill	1968-73
Moses, Wayne	1989
Neal, John	1981-85

Neinas, Toby	2009-11
Neumann, John	1956-59
Newhouse, Greg	1990
Nichols, Walker	1947
Norrell, Jim	1983-86
Norwood, Gordon	1980-82
Parks, Mark	1992-97
Patterson, Gary	1996-97
Peterson, Bob	1960-66
Peterson, Jordan	2017-19
Perini, Dale	1968-69
Petrol, George	1947, 1951, 1954-55
Pettas, John	1988-89
Plater, Dan	1987
Preston, Buzz	2007
Pugh, George	1980
Quarless, Jan	1990-91
Quintana, Stan	1981-86
Reaves, David	2010-11
Reffett, Troy	2004-08, 2020-23
Reinebold, Jeff	1990
Reno, Frank	1950
Repetto, Gary	1973
Ridenour, Heath	2022-23
Rodriguez, Lenny	1998-2006
Rome, John	1987-89
Rothschiller, Jake	2022-23
Rust, Rod	1960-62
Sacks, Barry	2014-15
Salkin, Jordan	2021
Sanders, Dillon	2019
Scelfo, Joe	2023
Schultz, Mike	1992-97
Simmons, Al	2015-17
Simon, Matt	1992-93
Sloan, Gary	1967, 1970-71
Smith, DeAndre	2008, 2012
Smith, Reese	1960-64, 1976
Somerville, Jordan	2020-21
Sparks, Joe	1983-86
Stanley, Bob	2006
Stanton, Jack	1987-88
Strauss, Jason	2002-05
Stretz, Grady	1998-05
Stubblefield, Taylor	2012
Summerville, Jerry	1968-73
Swisher, Joel	1990-91
Taylor, Trooper	1998
Throckmorton, Todd	2006-08
Titchenal, Bob	1950-51
Todd, Everett	2002-05, 2007-08
Toledo, Bob	2006
Trickett, Rick	1985
Tommerdahl, Mark	1997
Tuitele, Saga	2016-19
Valero, Art	1987-89
Vincent, Bryant	2023
Warehime, Derek	2012-14, 2020-22
Warhop, George	1990-91
Washburn, Jim	1980-82
Waters, Bill	1974-79
Weeks, Bill	1956-59
Wells, Matt	2007-08, 2010
White, Michael	1987-89
White, Tony	2008
White, Vincent	2011
Wight, Del	1972-76
Williams, Cornelius	2023
Winder, Dick	1979
Woodford, Mike	2011
Wright, Apollo	2013-19
Zauner, Gary	1987-88



All-Time Seasons

Year	Head Coach	All	Conf.	Captains
1892	No Coach	0-2		S. F. Jenkins
1893	No Coach	3-1		Frederick O. Whiteman
1894	W.A. Zimmer	1-1-1		Frederick O. Whiteman
1895	No Varsity			
1896	No Varsity			
1897	No Varsity			
1898	No Varsity			
1899	No Coach	1-1		Louie Benjamin
1900	No Varsity			
1901	Joe Napier	0-3-1		Joe Napier and Prane
1902	No Varsity			
1903	Walter E. McEwan	3-0-1		John A. Cannon
1904	Walter E. McEwan	1-0		Thomas S. Bell
1905	Martin F. Angel	5-1-1		Wales A. Smith
1906	Martin F. Angel	3-1		Bernard H. Crawford
1907	Martin F. Angel	1-0		Walter R. Allen
1908	Herman H. Conwell	5-1		Walter R. Allen
1909	C.L. McBirnie	4-2		Walter R. Allen
1910	Carl L. Hamilton	0-3		Walter R. Allen
1911	R.F. Hutchinson	1-3-1		James Guy Hamilton
1912	R.F. Hutchinson	0-4		H. A. Carlisle
1913	R.F. Hutchinson	3-2		F. M. Calkins
1914	R.F. Hutchinson	3-1-1		F. M. Calkins
1915	R.F. Hutchinson	3-1		Kenneth C. Balcomb
1916	R.F. Hutchinson	3-2		Carl D. Brorien
1917	Frank E. Worth	1-2		George White
1918	No Varsity			
1919	John F. McGough	3-0-2		Claude E. Mann
1920	Roy W. Johnson	3-3		Grant Mann
1921	Roy W. Johnson	2-2		Frank O. Greenleaf
1922	Roy W. Johnson	3-4		John Richard Popejoy
1923	Roy W. Johnson	3-5		Ogle Jones
1924	Roy W. Johnson	5-1		Kenneth Grueter
1925	Roy W. Johnson	2-4-1		Hearst Coen
1926	Roy W. Johnson	4-2-1		Appointed by game
1927	Roy W. Johnson	8-0-1		Geard Armstrong
1928	Roy W. Johnson	5-2-1		John Dolzadelli, John P. McFarland
1929	Roy W. Johnson	2-4-2		Jack Fish, James D. Wilson
1930	Roy W. Johnson	4-5		Alfred Seery
1931	Charles Riley	3-3	1-0-1 (3rd)	Appointed by game
1932	Charles Riley	1-6	1-3-1 (6th)	Orie McGuire
1933	Charles Riley	3-4-1	2-2 (5th)	Jack Walton
1934	Gwinn Henry	8-1	3-1 (1st)	Guyton Hays
1935	Gwinn Henry	6-4	3-2 (3rd)	Appointed by game
1936	Gwinn Henry	2-7	1-4 (6th)	Appointed by game
1937	Ted Shipkey	4-4-1	2-3-1 (5th)	William Murphy
1938	Ted Shipkey	8-3	4-2 (3rd)	Appointed by game
1939	Ted Shipkey	8-2	4-2 (2nd)	Appointed by game
1940	Ted Shipkey	5-4	3-2 (4th)	Appointed by game
1941	Ted Shipkey	5-4-1	3-1-1 (4th)	Appointed by game
1942	Willis Barnes	4-5-2	3-4 (6th)	Appointed by game
1943	Willis Barnes	3-2		Appointed by game
1944	Willis Barnes	1-7		Appointed by game
1945	Willis Barnes	6-1-1		Appointed by game
1946	Willis Barnes	5-5-2	4-2-1 (3rd)	Appointed by game
1947	Berl Huffman	4-5-1	1-5-1 (8th)	Lou Cullen, George Hughes
1948	Berl Huffman	2-9	1-6 (8th)	Appointed by game
1949	Berl Huffman	2-8	1-6 (8th)	Appointed by game
1950	Dudley DeGroot	2-8	2-5 (7th)	Appointed by game
1951	Dudley DeGroot	4-7	2-4 (7th)	Appointed by game
1952	Dudley DeGroot	7-2	5-1 (2nd)	Floyd J. Barger, Glenn Campbell
1953	Robert A. Titchenal	5-3-1	3-2-1 (4th)	James Bruening
1954	Robert A. Titchenal	5-5	3-3 (T4th)	Larry White
1955	Robert A. Titchenal	2-8	1-5 (7th)	Jimmy Juarez, Joe Murphy
1956	Dick Clausen	4-6	2-4 (6th)	Appointed by game
1957	Dick Clausen	4-6	2-4 (5th)	Jerry Nesbitt, Glen Hakes
1958	Marv Levy	7-3	5-1 (2nd)	Mason Rose, Don Perkins
1959	Marv Levy	7-3	4-2 (3rd)	John Garber, Don Perkins
1960	Bill Weeks	5-5	4-2 (4th)	George Friberg
1961	Bill Weeks	7-4	3-3 (T3rd)	Jay McNitt, Chuck Cummings
1962	Bill Weeks	7-2-1	2-1-1 (1st)	Bobby Santiago, John Kosor
1963	Bill Weeks	6-4	3-1 (1st)	Eddie Stokes, Scott Henington
1964	Bill Weeks	9-2	3-1 (T1st)	Chuck Kelly, Wayne Tvrdik
1965	Bill Weeks	3-7	2-3 (4th)	Dave Hettema, Stan Quintana
1966	Bill Weeks	2-8	0-5 (6th)	Wally Seis, Albert O'Neal
1967	Bill Weeks	1-9	0-5 (6th)	Jim Boller, Rex Henington
1968	Rudy Feldman	0-10	0-7 (6th)	David Harris, Ace Hendricks, John Pautsch
1969	Rudy Feldman	4-6	1-5 (7th)	Willie Shaw, Rocky Long
1970	Rudy Feldman	7-3	5-1 (2nd)	Sam Scarber, Rodney Wallace
1971	Rudy Feldman	6-3-2	5-1 (2nd)	Rocky Long, Bob Gaines, Herman Fredenberg
1972	Rudy Feldman	3-8	2-4 (6th)	John Urban, George Oakes
1973	Rudy Feldman	4-7	3-4 (T4th)	Rich Diller, Don Hubbard, Don Woods
1974	Bill Mondt	4-6-1	3-4 (T4th)	Appointed by game
1975	Bill Mondt	6-5	4-3 (T4th)	Steve Myer, Randy Rich

Year	Head Coach	All	Conf.	Captains
1976	Bill Mondt	4-7	3-4 (T5th)	Robin Cole, Dave Green
1977	Bill Mondt	5-7	2-5 (T6th)	Marion Chapman, Preston Dennard Jake Gonzales, Smokey Turman Appointed by game
1978	Bill Mondt	7-5	3-3 (4th)	Appointed by game
1979	Bill Mondt	6-6	3-4 (T4th)	Appointed by game
1980	Joe Morrison	4-7	3-4 (7th)	Appointed by game
1981	Joe Morrison	4-7-1	3-4-1 (5th)	Appointed by game
1982	Joe Morrison	10-1	6-1 (2nd)	Appointed by game
1983	Joe Lee Dunn	6-6	4-3 (4th)	Appointed by game
1984	Joe Lee Dunn	4-8	1-7 (T8th)	Appointed by game
1985	Joe Lee Dunn	3-8	2-6 (T7th)	Appointed by game
1986	Joe Lee Dunn	4-8	2-5 (T7th)	Appointed by game
1987	Mike Sheppard	0-11	0-8 (9th)	Kirk Allen, Terence Donaldson, Barry Garrison, Fred Mady John Duff, Scott Howard, Art Martinez, Phillip Vaughan
1988	Mike Sheppard	2-10	1-7 (T8th)	Brett Heber, Terance Mathis Nate Morris, Jay Schultz John Bell, Kurt Jensen, Eric Morgan, Nate Morris Fred Easter, Marcus Goodloe, Kim McCall, Troy Rossean, Steve Slater, Doug Zikan Willie Barry, Stoney Case, Steve Green, Justin Hall, Klint Hall, Tuli Mateialona Justin Hall, Tuli Mateialona, Kenny Thomas, Ray Wilson Stoney Case, Trent Coit, Dan Coverley, Alex Crowder, David Sloan
1989	Mike Sheppard	2-10	0-7 (9th)	UNM's 12 seniors
1990	Mike Sheppard	2-10	1-6 (8th)	Jeff Houghtaling, Blake Irwin, Daniel Johnson, Donald Sellers, Brandon Turner
1991	Mike Sheppard	3-9	2-6 (T8th)	Bill Austin, Blake Irwin, Graham Leigh, Scott McGarrahan, Chris Shelton
1992	Dennis Franchione	3-8	2-6 (9th)	Lennox Gordon, Chris Leigh, Brian Urlacher, Chris Wallace Jason Carson, Henry Stephens, Brian Urlacher, Martinez Williams Mike Barnett, Jarrod Baxter, Henry Stephens Jarrod Baxter, Rudy Caamano, Mohammed Konte, Brian Johnson, Jeremy Sorenson Dwight Counter, Hebrews Josue, Casey Kelly, Charles Moss Terrell Golden, Casey Kelly, Jason Lenzmeier, D.J. Renteria
1993	Dennis Franchione	6-5	4-4 (T6th)	Josh Bazinet, DonTrell Moore, Nick Speegle, Claude Terrell Hank Baskett III, Mike Mohoric, DonTrell Moore, Marcus Parker Quincy Black, Cody Kase, Kole McKamey, Robert Turner Travis Brown, Cody Kase, Marcus Smith, OJ Swift Zach Arnett, Rodney Ferguson Donovan Porterie, Glover Quin Erik Cook, Victor James, Carmen Messina, Frankie Solomon Byron Bell, Mike Cannon, Seth Johannemann Carma Forrest, B.R. Holbrook, Carmen Messina Kasey Carrier, Joe Stoner, Ugo Uzodinma Dallas Bollema, Kasey Carrier, Dillon Farrell, Jacori Greier
1994	Dennis Franchione	5-7	4-4 (T5th)	LaMar Brattan, Dakota Cox, Cole Gautsche Lamar Jordan, Dakota Cox, Reece White Lamar Jordan, Dakota Cox, Austin Apodaca, Daniel Henry Lamar Jordan, Blaise Fountain, Jake Rothschiller, Alex Hart Alex Hart, Aaron Jenkins Alex Hart, Trent Sellers, Aaron Blackwell, Kyle Stapley
1995	Dennis Franchione	4-7	2-6 (T7th)	UNM's 12 seniors
1996	Dennis Franchione	6-5	3-5 (T5th)	Terry Wilson, Kyle Stapley, Jerrick Reed II, Joey Noble
1997	Dennis Franchione	9-4	6-2 (1st)	UNM's 12 seniors UNM seniors
1998	Rocky Long	3-9	1-7 (7th)	
1999	Rocky Long	4-7	3-4 (T5th)	
2000	Rocky Long	5-7	3-4 (T5th)	
2001	Rocky Long	6-5	4-3 (T3rd)	
2002	Rocky Long	7-7	5-2 (2nd)	
2003	Rocky Long	8-5	5-2 (2nd)	
2004	Rocky Long	7-5	5-2 (2nd)	
2005	Rocky Long	6-5	4-4 (T4th)	
2006	Rocky Long	6-7	4-4 (5th)	
2007	Rocky Long	9-4	5-3 (T3rd)	
2008	Rocky Long	4-8	2-6 (T6th)	
2009	Mike Locksley	1-11	1-7 (8th)	
2010	Mike Locksley	1-11	1-7 (T8th)	
2011	Mike Locksley	0-4	1-7 (T6th)	
	George Barlow	1-7		
2012	Bob Davie	4-9	1-7 (T9th)	
2013	Bob Davie	3-9	1-7 (6th Mtn)	
2014	Bob Davie	4-8	2-6 (5th Mtn)	
2015	Bob Davie	7-6	5-3 (T2nd Mtn)	
2016	Bob Davie	9-4	6-2 (T1st Mtn)	
2017	Bob Davie	3-9	1-7 (6th Mtn)	
2018	Bob Davie	3-9	1-7 (6th Mtn)	
2019	Bob Davie	2-10	0-8 (6th Mtn)	
2020	Danny Gonzales	2-7	2-5 (10th)	
2021	Danny Gonzales	3-9	1-7 (6th Mtn)	
2022	Danny Gonzales	2-10	0-8 (6th Mtn)	
2023	Danny Gonzales	4-8	2-6 (T10th)	

Border (1931-50) Western Athletic (1962-98) Skyline (1951-61) Mountain West (1999-current)



All-Time Seasons

1892 (0-2 Overall)

Opponent	Result	Date	Site	Attendance	Weather
Albuquerque High School	L, 0-5	Oct. 7	Albuquerque	-----	----
Albuquerque High School	L, 0-8	Oct. 28	Albuquerque	-----	----

Coach: none
 Captain: S.F. Jenkins

1893 (3-1 Overall)

Opponent	Result	Date	Site	Attendance	Weather
Albuquerque High School	W, 4-0	Nov. 18	Albuquerque	-----	----
Albuquerque Indian School	L, 4-10	Nov. 30	Albuquerque	-----	----
Albuquerque Town Team	W, 6-0	Dec. 25	Albuquerque	-----	----
New Mexico State	W, 25-5	Jan. 1	Albuquerque	-----	----

Coach: none
 Captain: Frederick O. Whiteman

1894 (1-1-1 Overall)

Opponent	Result	Date	Site	Attendance	Weather
Albuquerque Indian School	L, 0-4	Oct. 27	Albuquerque	-----	----
Albuquerque Indian School	T, 0-0	Nov. 10	Albuquerque	-----	----
Albuquerque Indian School W, 26-4		Nov. 29	Albuquerque	-----	----

Coach: W. A. Zimmer
 Captain: Frederick O. Whiteman

1895-98 No Varsity

1899 (1-1 Overall)

Opponent	Result	Date	Site	Attendance	Weather
Albuquerque High School	W, 5-0	Nov. 11	Albuquerque	-----	----
Albuquerque High School	L, 0-5	Nov. 30	Albuquerque	-----	----

Coach: none
 Captain: Louie Benjamin

1900 No Varsity

1901 (0-3-1 Overall)

Opponent	Result	Date	Site	Attendance	Weather
Albuquerque High School	T, 0-0	Nov. 9	Albuquerque	-----	----
New Mexico Highlands	L, 0-32	Nov. 16	Las Vegas, N.M.	-----	----
Albuquerque High School	L, 0-11	Nov. 28	Albuquerque	-----	----
Albuquerque Indian School	L, 7-11	Dec. 7	Albuquerque	-----	----

Coach: Joe Napier
 Captains: Joe Napier and Prane

1902 No Varsity

1903 (3-0-1 Overall)

Opponent	Result	Date	Site	Attendance	Weather
Albuquerque Minors	W, 8-0	Oct. 3	Albuquerque	-----	----
Albuquerque Indian School W, 11-0		Oct. 12	Albuquerque	-----	----
Albuquerque Minors	T, 0-0	Nov. 7	Albuquerque	-----	----
Santa Fe Indian School	W, 11-0	Nov. 21	Albuquerque	-----	----

Coach: Walter McEwan
 Captain: John A. Cannon

1904 (1-0 Overall)

Opponent	Result	Date	Site	Attendance	Weather
Menaul High School	W, 11-0	Oct. 19	Albuquerque	-----	----

Coach: Walter McEwan
 Captain: Thomas S. Bell

1905 (5-1-1 Overall)

Opponent	Result	Date	Site	Attendance	Weather
Menaul High School	T, 5-5	Oct. 7	Albuquerque	-----	----
Albuquerque High School	W, 16-0	Oct. 14	Albuquerque	-----	----
Albuquerque High School	W, 15-0	Oct. 21	Albuquerque	-----	----
Menaul High School	W, 15-0	Oct. 28	Albuquerque	-----	----
Albuquerque Indian School W, 27-0		Nov. 11	Albuquerque	-----	----
Sante Fe Indian School	W, 12-0	Nov. 18	Albuquerque	-----	----
New Mexico State	L, 0-40	Nov. 30	Las Cruces	-----	----

Coach: Martin Angel
 Captain: Wales A. Smith

1906 (3-1 Overall)

Opponent	Result	Date	Site	Attendance	Weather
Albuquerque Indian School W, 27-5		Oct. 13	Albuquerque	-----	----
New Mexico Mines	W, 5-0	Oct. 27	Albuquerque	-----	----
Santa Fe Indian School	W, 22-0	Nov. 17	Albuquerque	-----	----
New Mexico State	L, 5-25	Nov. 29	Albuquerque	-----	----

Coach: Martin Angel
 Captain: Bernard H. Crawford

1907 (1-0 Overall)

Opponent	Result	Date	Site	Attendance	Weather
Albuquerque Indian School W, 44-0		Oct. 21	Albuquerque	-----	----

Coach: Martin Angel
 Captain: Walter R. Allen

1908 (5-1 Overall)

Opponent	Result	Date	Site	Attendance	Weather
Albuquerque Indian School W, 33-0		Oct. 24	Albuquerque	-----	----
Albuquerque Indian School W, 12-6		Oct. 30	Albuquerque	-----	----
New Mexico Mines	W, 30-6	Nov. 7	Albuquerque	-----	----
New Mexico Military	W, 16-12	Nov. 13	Roswell	-----	----
New Mexico State	W, 10-6	Nov. 21	Las Cruces	-----	----
Arizona	L, 6-10	Nov. 26	Albuquerque	-----	----

Coach: H. H. Conwell
 Captain: Walter R. Allen

1909 (4-2 Overall)

Opponent	Result	Date	Site	Attendance	Weather
El Paso Military	L, 0-11	Oct. 1	El Paso	-----	----
El Paso Military	W, 15-0	Oct. 15	Albuquerque	-----	----
Colorado	L, 0-53	Oct. 23	Boulder	-----	----
New Mexico Military	W, 28-2	Oct. 30	Albuquerque	-----	----
Arizona	W, 23-11	Nov. 13	Tucson	-----	----
New Mexico State	W, 51-0	Nov. 25	Albuquerque	-----	----

Coach: C. L. McBirnie
 Captain: Walter R. Allen

1910 (0-3 Overall)

Opponent	Result	Date	Site	Attendance	Weather
New Mexico Mines	L, 0-9	Oct. 21	Albuquerque	-----	----
New Mexico Military	L, 0-80	Nov. 4	Roswell	-----	----
Arizona (forfeit)	L, 0-1	Nov. 24	Tucson	-----	----

Coach: Carl Hamilton
 Captain: Walter R. Allen

1911 (1-3-1 Overall)

Opponent	Result	Date	Site	Attendance	Weather
El Paso Military	L, 0-6	Oct. 29	El Paso	-----	----
New Mexico Military	T, 0-0	Nov. 5	Albuquerque	-----	----
New Mexico State	L, 6-10	Nov. 12	Las Cruces	-----	----
New Mexico Highlands	W, 56-0	Nov. 19	Las Vegas, N.M.	-----	----
Arizona	L, 0-6	Nov. 30	Albuquerque	-----	----

Coach: R. F. Hutchinson
 Captain: James Guy Hamilton

1912 (0-4 Overall)

Opponent	Result	Date	Site	Attendance	Weather
New Mexico Military	L, 0-20	Nov. 2	Roswell	-----	----
Albuquerque Indian School	L, 6-7	Nov. 9	Albuquerque	-----	----
New Mexico State	L, 0-27	Nov. 16	Albuquerque	-----	----
Arizona	L, 9-22	Nov. 30	Tucson	-----	----

Coach: R. F. Hutchinson
 Captain: H. A. Carlisle

1913 (3-2 Overall)

Opponent	Result	Date	Site	Attendance	Weather
Menaul High School	W, 28-0	Oct. 18	Albuquerque	-----	----
Albuquerque Indian School W, 44-0		Oct. 25	Albuquerque	-----	----
New Mexico Military	W, 9-7	Nov. 1	Albuquerque	-----	----
New Mexico State	L, 0-13	Nov. 8	Las Cruces	-----	----
Arizona	L, 3-7	Nov. 21	Albuquerque	-----	----

Coach: R. F. Hutchinson
 Captain: F. M. Calkins

1914 (3-1-1 Overall)

Opponent	Result	Date	Site	Attendance	Weather
New Mexico Military	L, 3-12	Oct. 23	Roswell	-----	----
Albuquerque Indian School W, 46-0		Oct. 31	Albuquerque	-----	----
New Mexico Military	W, 9-7	Nov. 13	Albuquerque	-----	----
Albuquerque Indian School W, 18-7		Nov. 21	Albuquerque	-----	----
New Mexico State	T, 7-7	Dec. 5	Albuquerque	-----	----

Coach: R. F. Hutchinson
 Captain: F. M. Calkins

1915 (3-1 Overall)

Opponent	Result	Date	Site	Attendance	Weather
New Mexico Military	L, 3-6	Oct. 30	Albuquerque	-----	----
Albuquerque Indian School W, 55-0		Nov. 13	Albuquerque	-----	----
New Mexico State	W, 13-0	Nov. 20	Albuquerque	-----	----
Albuquerque Indian School W, 26-0		Dec. 4	Albuquerque	-----	----

Coach: R. F. Hutchinson
 Captain: Kenneth C. Balcomb



All-Time Seasons

1916 (3-2 Overall)

Opponent	Result	Date	Site	Attendance	Weather
Colorado College	L, 2-47	Oct. 7	Colorado Springs	-----	----
Colorado School of Mines	L, 0-23	Oct. 14	Albuquerque	-----	----
Northern Arizona	W, 108-0	Nov. 11	Albuquerque	-----	----
Albuquerque Indian School	W, 55-0	Nov. 18	Albuquerque	-----	----
New Mexico State	W, 51-0	Nov. 30	Albuquerque	-----	----

Coach: R. F. Hutchinson
Captain: Carl D. Brien

1917 (1-2 Overall)

Opponent	Result	Date	Site	Attendance	Weather
Menaul High School	W, 38-0	Oct. 20	Albuquerque	-----	----
Albuquerque High School	L, 6-19	Nov. 3	Albuquerque	-----	----
New Mexico State	L, 3-110	Nov. 24	Las Cruces	-----	----

Coach: Frank E. Worth
Captain: George White

1918 No Varsity

1919 (3-0-2 Overall)

Opponent	Result	Date	Site	Attendance	Weather
New Mexico Mines	W, 55-0	Oct. 18	Albuquerque	-----	----
Colorado School of Mines	T, 0-0	Oct. 25	Albuquerque	-----	----
New Mexico Military	T, 0-0	Nov. 1	Roswell	-----	----
UTEP	W, 57-13	Nov. 8	El Paso	-----	----
New Mexico State	W, 24-2	Nov. 27	Albuquerque	-----	----

Coach: John McGough
Captain: Claude E. Mann

1920 (3-3 Overall)

Opponent	Result	Date	Site	Attendance	Weather
Colorado College	L, 3-42	Oct. 16	Colorado Springs	-----	----
Fort Bliss	W, 12-0	Oct. 30	Albuquerque	-----	----
UTEP	W, 67-0	Nov. 6	Albuquerque	-----	----
New Mexico Military	W, 9-7	Nov. 11	Albuquerque	-----	----
Arizona	L, 7-28	Nov. 20	Tucson	-----	----
New Mexico State	L, 7-14	Dec. 4	Las Cruces	-----	----

Coach: Roy Johnson
Captain: Grant Mann

1921 (2-2 Overall)

Opponent	Result	Date	Site	Attendance	Weather
Colorado College	L, 0-7	Oct. 15	Colorado Springs	-----	----
Fort Bliss	W, 35-0	Nov. 12	Albuquerque	-----	----
Arizona	L, 0-24	Nov. 19	Albuquerque	-----	----
New Mexico State	W, 6-0	Nov. 24	Albuquerque	-----	----

Coach: Roy Johnson
Captain: Frank O. Greenleaf

1922 (3-4 Overall)

Opponent	Result	Date	Site	Attendance	Weather
Albuquerque Indian School	W, 33-0	Sept. 30	Albuquerque	-----	----
Denver	L, 0-41	Oct. 7	Albuquerque	-----	----
Colorado	L, 0-3	Oct. 14	Boulder	-----	----
UTEP	W, 13-0	Oct. 28	Albuquerque	-----	----
West Texas State	W, 12-0	Nov. 4	Albuquerque	-----	----
Arizona	L, 0-10	Nov. 18	Tucson	-----	----
New Mexico State	L, 0-7	Nov. 30	Las Cruces	-----	----

Coach: Roy Johnson
Captain: John Richard Popejoy

1923 (3-5 Overall)

Opponent	Result	Date	Site	Attendance	Weather
New Mexico Highlands	W, 82-7	Sept. 29	Albuquerque	-----	----
Denver	L, 7-10	Oct. 6	Denver	-----	----
Montezuma College	W, 75-6	Oct. 15	Albuquerque	-----	----
West Texas State	L, 8-21	Oct. 20	Canyon	-----	----
UTEP	W, 3-0	Oct. 27	El Paso	-----	----
Arizona	L, 7-14	Nov. 3	Albuquerque	-----	----
New Mexico State	L, 0-6	Nov. 17	Albuquerque	-----	----
Montana State	L, 7-34	Nov. 29	Albuquerque	-----	----

Coach: Roy Johnson
Captain: Ogle Jones

1924 (5-1 Overall)

Opponent	Result	Date	Site	Attendance	Weather
Montezuma College	W, 56-0	Oct. 11	Albuquerque	-----	----
West Texas State	W, 12-6	Oct. 18	Albuquerque	-----	----
UTEP	W, 18-0	Oct. 25	Albuquerque	-----	----
Arizona	W, 3-0	Nov. 11	Tucson	-----	----
New Mexico State	L, 0-6	Nov. 15	Las Cruces	-----	----
Western State	W, 14-0	Nov. 27	Albuquerque	-----	----

Coach: Roy Johnson
Captain: Kenneth Grueter

1925 (2-4-1 Overall)

Opponent	Result	Date	Site	Attendance	Weather
Colorado College	T, 0-0	Oct. 3	Colorado Springs	-----	----
Montezuma College	W, 10-0	Oct. 10	Albuquerque	-----	----
West Texas State	L, 7-9	Oct. 17	Canyon	-----	----
UTEP	L, 2-19	Oct. 24	El Paso	-----	----
Arizona	L, 0-24	Nov. 7	Albuquerque	-----	----
New Mexico State	W, 20-9	Nov. 21	Albuquerque	-----	----
Western State	L, 13-16	Nov. 26	Albuquerque	-----	----

Coach: Roy Johnson
Captain: Hearst Coen

1926 (4-2-1 Overall)

Opponent	Result	Date	Site	Attendance	Weather
New Mexico Mines	W, 20-0	Oct. 2	Albuquerque	-----	----
Montezuma College	W, 41-7	Oct. 9	Albuquerque	-----	----
Texas A&M	L, 0-63	Oct. 16	College Station	-----	----
UTEP	W, 19-7	Oct. 23	Albuquerque	-----	----
Arizona	L, 0-21	Nov. 6	Tucson	-----	----
New Mexico State	T, 6-6	Nov. 13	Las Cruces	-----	----
Western State	W, 35-6	Nov. 20	Albuquerque	-----	----

Coach: Roy Johnson
Captains: appointed by game

1927 (8-0-1 Overall)

Opponent	Result	Date	Site	Attendance	Weather
New Mexico Mines	W, 35-0	Oct. 1	Albuquerque	-----	----
Montezuma College	W, 47-0	Oct. 8	Albuquerque	-----	----
New Mexico Military	W, 26-0	Oct. 15	Albuquerque	-----	----
UTEP	T, 6-6	Oct. 22	El Paso	-----	----
Arizona	W, 7-6	Nov. 5	Albuquerque	-----	----
Northern Arizona	W, 24-7	Nov. 11	Albuquerque	-----	----
New Mexico State	W, 26-9	Nov. 18	Las Cruces	-----	----
Western State	W, 32-0	Nov. 24	Albuquerque	-----	----
New Mexico Highlands	W, 12-0	Dec. 3	Las Vegas, N.M.	-----	----

Coach: Roy Johnson
Captain: Geard Armstrong

1928 (5-2-1 Overall)

Opponent	Result	Date	Site	Attendance	Weather
New Mexico Mines	W, 45-0	Sept. 29	Albuquerque	-----	----
Montezuma College	W, 36-0	Oct. 6	Albuquerque	-----	----
New Mexico Military	L, 6-7	Oct. 13	Albuquerque	-----	----
Northern Arizona	L, 0-12	Oct. 20	Flagstaff	-----	----
New Mexico State	W, 14-13	Oct. 27	Albuquerque	-----	----
Arizona	T, 6-6	Nov. 3	Tucson	-----	----
UTEP	W, 33-0	Nov. 17	Albuquerque	-----	----
Colorado School of Mines	W, 32-13	Nov. 29	Albuquerque	-----	----

Coach: Roy Johnson
Captains: John Dolzadelli, John P. McFarland

1929 (2-4-2 Overall)

Opponent	Result	Date	Site	Attendance	Weather
N.M. Mines	W, 46-0	Oct. 5	Albuquerque	-----	----
Occidental	L, 0-26	Oct. 11	Los Angeles	-----	----
N.M. Military	L, 20-28	Oct. 19	Roswell	-----	----
Northern Arizona	L, 6-26	Nov. 2	Albuquerque	-----	----
Montezuma College	W, 47-0	Nov. 9	Albuquerque	-----	----
New Mexico State	T, 7-7	Nov. 16	Las Cruces	-----	----
Arizona	L, 0-6	Nov. 23	Albuquerque	-----	----
Lombard College	T, 7-7	Nov. 28	Albuquerque	-----	----

Coach: Roy Johnson
Captains: Jack Fish, James D. Wilson

1930 (4-5 Overall)

Opponent	Result	Date	Site	Attendance	Weather
Oklahoma	L, 0-47	Oct. 4	Norman	-----	----
N.M. Highlands	W, 45-0	Oct. 11	Albuquerque	-----	----
N.M. Mines	W, 51-0	Oct. 18	Albuquerque	-----	----
Northern Arizona	W, 25-0	Oct. 25	Flagstaff	-----	----
UTEP	L, 13-20	Nov. 1	Albuquerque	-----	----
New Mexico State	L, 6-14	Nov. 8	Albuquerque	-----	----
Arizona	L, 0-33	Nov. 15	Tucson	-----	----
New Mexico Military	W, 2-0	Nov. 22	Albuquerque	-----	----
Wyoming	L, 6-19	Nov. 29	Albuquerque	-----	----

Coach: Roy Johnson
Captain: Alfred Seery



All-Time Seasons

1931 (3-3-1 Overall, 1-0-1 Border)

Opponent	Result	Date	Site	Attendance	Weather
New Mexico Military	W, 25-0	Oct. 17	Roswell	-----	----
Occidental	W, 14-0	Oct. 24	Albuquerque	-----	----
Northern Arizona	W, 20-6	Oct. 31	Albuquerque	-----	----
New Mexico State	L, 6-13	Nov. 7	Las Cruces	-----	----
Arizona	T, 7-7	Nov. 14	Albuquerque	-----	----
Texas Tech	L, 6-32	Nov. 20	Lubbock	-----	----
Wyoming	L, 2-12	Nov. 26	Albuquerque	-----	----

Coach: Charles Riley

Captains: appointed by game

1932 (1-6-1 Overall, 1-3-1 Border)

Opponent	Result	Date	Site	Attendance	Weather
Northern Arizona	W, 6-0	Oct. 8	Albuquerque	-----	----
Northern Colorado	L, 6-30	Oct. 15	Greeley	-----	----
New Mexico State	T, 7-7	Oct. 22	Albuquerque	-----	----
New Mexico Military	L, 0-7	Oct. 29	Albuquerque	-----	----
Loyola Marymount	L, 0-52	Nov. 4	Los Angeles	-----	----
Arizona	L, 6-13	Nov. 11	Tucson	-----	----
Texas Tech	L, 6-39	Nov. 19	Albuquerque	-----	----
Arizona State	L, 0-40	Dec. 3	Tempe	-----	----

Coach: Charles Riley

Captains: Orié McGuire

1933 (3-4-1 Overall, 2-2 Border)

Opponent	Result	Date	Site	Attendance	Weather
Northern Arizona	L, 0-14	Oct. 6	Albuquerque	-----	----
New Mexico Military	T, 6-6	Oct. 14	Roswell	-----	----
Arizona State	L, 13-26	Oct. 21	Albuquerque	-----	----
Loyola Marymount	L, 7-43	Oct. 28	Albuquerque	-----	----
New Mexico Highlands	W, 45-6	Nov. 4	Albuquerque	-----	----
Arizona	W, 7-0	Nov. 11	Albuquerque	-----	----
New Mexico State	W, 14-7	Nov. 18	Las Cruces	-----	----
Northern Colorado	L, 0-6	Nov. 26	Albuquerque	-----	----

Coach: Charles Riley

Captain: Jack Walton

1934 (8-1 Overall, 3-1 Border)

Border Conference Champions

Opponent	Result	Date	Site	Attendance	Weather
New Mexico Highlands	W, 76-7	Sept. 29	Albuquerque	-----	----
Northern Arizona	W, 33-6	Oct. 5	Albuquerque	-----	----
UTEP	W, 21-15	Oct. 13	El Paso	-----	----
Arizona State	W, 18-12	Oct. 20	Tempe	-----	----
New Mexico Military	W, 26-7	Oct. 27	Albuquerque	-----	----
Arizona	L, 6-14	Nov. 3	Tucson	-----	----
Western New Mexico	W, 26-0	Nov. 12	Albuquerque	-----	----
New Mexico State	W, 12-6	Nov. 17	Albuquerque	-----	----
Colorado College	W, 33-6	Nov. 29	Albuquerque	-----	----

Coach: Gwinn Henry

Captain: Guyton Hays

1935 (6-4 Overall, 3-2 Border)

Opponent	Result	Date	Site	Attendance	Weather
Western New Mexico	W, 46-0	Sept. 21	Albuquerque	-----	----
UTEP	W, 20-0	Sept. 28	Albuquerque	-----	----
Oklahoma	L, 0-25	Oct. 5	Norman	-----	----
Colorado College	W, 13-0	Oct. 12	Colorado Springs	-----	----
Northern Arizona	W, 20-0	Oct. 19	Albuquerque	-----	----
New Mexico Military	W, 21-0	Oct. 26	Roswell	-----	----
Arizona State	W, 13-0	Nov. 2	Albuquerque	-----	----
New Mexico State	L, 0-32	Nov. 11	Las Cruces	-----	----
Arizona	L, 6-38	Nov. 23	Albuquerque	-----	----
Colorado State	L, 6-7	Nov. 28	Albuquerque	-----	----

Coach: Gwinn Henry

Captains: appointed by game

1936 (2-7 Overall, 1-4 Border)

Opponent	Result	Date	Site	Attendance	Weather
Western New Mexico	L, 0-6	Sept. 26	Albuquerque	-----	----
Colorado State	L, 7-9	Oct. 3	Fort Collins	-----	----
West Texas State	L, 7-13	Oct. 10	Albuquerque	-----	----
UTEP	L, 7-12	Oct. 17	El Paso	-----	----
New Mexico Military	W, 13-7	Oct. 24	Albuquerque	-----	----
Arizona State	L, 6-7	Oct. 31	Tempe	-----	----
Arizona	L, 0-28	Nov. 7	Tucson	-----	----
New Mexico State	L, 6-7	Nov. 14	Albuquerque	-----	----
Northern Arizona	W, 15-6	Nov. 26	Albuquerque	-----	----

Coach: Gwinn Henry

Captains: appointed by game

1937 (4-4-1 Overall, 2-3-1 Border)

Opponent	Result	Date	Site	Attendance	Weather
Western New Mexico	W, 14-0	Sept. 25	Albuquerque	-----	----
Denver	L, 0-12	Oct. 1	Denver	-----	----
New Mexico State	L, 0-5	Oct. 8	Las Cruces	-----	----
UTEP	T, 7-7	Oct. 16	Albuquerque	-----	----
Texas Tech	L, 0-27	Oct. 23	Lubbock	-----	----
Arizona State	W, 15-7	Oct. 30	Albuquerque	-----	----
Colorado State	W, 26-6	Nov. 6	Colorado Springs	-----	----
Arizona	L, 0-23	Nov. 13	Albuquerque	-----	----
Northern Arizona	W, 7-6	Nov. 25	Albuquerque	-----	----

Coach: Ted Shipkey

Captain: William Murphy

1938 (8-3 Overall, 4-2 Border)

Opponent	Result	Date	Site	Attendance	Weather
Western New Mexico	W, 40-0	Sept. 23	Albuquerque	-----	----
Arizona State	W, 21-0	Sept. 30	Albuquerque	-----	----
Colorado College	W, 45-0	Oct. 7	Albuquerque	-----	----
UTEP	L, 6-7	Oct. 15	El Paso	-----	----
Northern Arizona	W, 20-0	Oct. 22	Flagstaff	-----	----
Arizona	W, 20-7	Oct. 29	Albuquerque	-----	----
Denver	W, 7-6	Nov. 5	Albuquerque	-----	----
New Mexico State	W, 6-2	Nov. 12	Albuquerque	-----	----
Texas Tech	L, 7-17	Nov. 19	Albuquerque	-----	----
Colorado State	W, 27-7	Nov. 24	Albuquerque	-----	----
Utah (Sun Bowl)	L, 0-26	Jan. 1	El Paso	-----	----

Coach: Ted Shipkey

Captains: appointed by game

1939 (8-2 Overall, 4-2 Border)

Opponent	Result	Date	Site	Attendance	Weather
Western New Mexico	W, 29-7	Sept. 22	Albuquerque	-----	----
Wyoming	W, 34-7	Sept. 29	Albuquerque	-----	----
Denver	W, 7-6	Oct. 6	Denver	-----	----
UTEP	W, 14-0	Oct. 12	Albuquerque	-----	----
Texas Tech	L, 7-19	Oct. 21	Lubbock	-----	----
Northern Arizona	W, 33-0	Oct. 27	Albuquerque	-----	----
New Mexico State	W, 9-6	Nov. 10	Las Cruces	-----	----
Arizona State	L, 6-28	Nov. 18	Tempe	-----	----
Arizona	W, 7-6	Nov. 25	Albuquerque	-----	----
Colorado State	W, 21-19	Nov. 30	Albuquerque	-----	----

Coach: Ted Shipkey

Captains: appointed by game

1940 (5-4 Overall, 3-2 Border)

Opponent	Result	Date	Site	Attendance	Weather
Wyoming	L, 3-7	Sept. 28	Laramie	-----	----
Western New Mexico	W, 28-0	Oct. 4	Albuquerque	-----	----
Arizona State	L, 6-13	Oct. 11	Albuquerque	-----	----
UTEP	L, 7-9	Oct. 19	El Paso	-----	----
Colorado State	L, 6-7	Oct. 26	Denver	-----	----
New Mexico State	W, 39-6	Nov. 9	Albuquerque	-----	----
Northern Arizona	W, 45-26	Nov. 16	Albuquerque	-----	----
Arizona	W, 13-12	Nov. 23	Tucson	-----	----
Texas Tech (18)	W, 19-14	Nov. 30	Albuquerque	-----	----

Coach: Ted Shipkey

Captains: appointed by game

1941 (5-4-1 Overall, 3-1-1 Border)

Opponent	Result	Date	Site	Attendance	Weather
Northern Arizona	W, 12-6	Sept. 26	Albuquerque	-----	----
UTEP	W, 16-14	Oct. 4	Albuquerque	-----	----
Arizona State	T, 0-0	Oct. 11	Tempe	-----	----
Arizona	L, 6-31	Oct. 18	Albuquerque	-----	----
Texas Tech	L, 0-36	Oct. 24	Lubbock	-----	----
Nevada	W, 23-7	Nov. 1	Albuquerque	-----	----
New Mexico State	W, 28-0	Nov. 8	Las Cruces	-----	----
Marquette	L, 0-34	Nov. 15	Milwaukee	-----	----
Loyola-Marymount	L, 3-7	Nov. 22	Albuquerque	-----	----
Wyoming	W, 28-0	Nov. 29	Albuquerque	-----	----

Coach: Ted Shipkey

Captains: appointed by game

1942 (4-5-2 Overall, 3-4 Border)

Opponent	Result	Date	Site	Attendance	Weather
Kirtland Air Force Base	W, 7-6	Sept. 19	Albuquerque	-----	----
Northern Arizona	W, 26-6	Sept. 26	Albuquerque	-----	----
UTEP	L, 0-7	Oct. 2	El Paso	-----	----
New Mexico State	W, 32-0	Oct. 10	Albuquerque	-----	----
Colorado	L, 0-12	Oct. 17	Boulder	-----	----
Texas Tech	L, 0-12	Oct. 24	Albuquerque	-----	----
Nevada	T, 0-0	Oct. 31	Reno	-----	----
Arizona	L, 13-14	Nov. 7	Tucson	-----	----
West Texas State	L, 7-14	Nov. 14	Albuquerque	-----	----



All-Time Seasons

Loyola-Marymount T, 14-14 Nov. 21 Los Angeles -----
 Arizona State W, 35-7 Nov. 28 Albuquerque -----
Coach: Willis Barnes
Captains: appointed by game

1943 (3-2 Overall)

Opponent	Result	Date	Site	Attendance	Weather
Colorado College	L, 7-20	Sept. 25	Colorado Springs	-----	----
Kirtland Air Force Base	W, 19-13	Oct. 2	Albuquerque	-----	----
Northern Arizona	W, 26-6	Oct. 16	Albuquerque	-----	----
Denver	W, 33-13	Nov. 13	Denver	-----	----
Southwestern (TX) (Sun Bowl)	L, 0-7	Jan. 1	El Paso	-----	----

Coach: Willis Barnes
Captains: appointed by game

1944 (1-7 Overall)

Opponent	Result	Date	Site	Attendance	Weather
Amarillo Air Force Base	L, 2-21	Sept. 16	Albuquerque	-----	----
Northern Arizona	W, 47-14	Sept. 23	Albuquerque	-----	----
Colorado College	L, 7-25	Sept. 30	Albuquerque	-----	----
West Texas State	L, 0-6	Oct. 7	Albuquerque	-----	----
Second Army Air Force	L, 6-89	Oct. 14	El Paso	-----	----
Colorado	L, 0-39	Nov. 4	Pueblo	-----	----
Denver	L, 6-41	Nov. 11	Albuquerque	-----	----
Texas Tech	L, 7-13	Nov. 18	Lubbock	-----	----

Coach: Willis Barnes
Captains: appointed by game

1945 (6-1-1 Overall)

Opponent	Result	Date	Site	Attendance	Weather
Eastern New Mexico	W, 78-0	Sept. 22	Albuquerque	-----	----
Lubbock Air Force Base	W, 39-0	Sept. 29	Albuquerque	-----	----
West Texas State	W, 13-0	Oct. 6	Canyon	-----	----
Colorado College	W, 6-4	Oct. 13	Colorado Springs	-----	----
Colorado	W, 12-6	Nov. 3	Albuquerque	-----	----
Utah	L, 20-21	Nov. 10	Albuquerque	-----	----
Texas Tech	T, 6-6	Nov. 21	Albuquerque	-----	----
Denver (Sun Bowl)	W, 34-24	Jan. 1	El Paso	-----	----

Coach: Willis Barnes
Captains: appointed by game

1946 (5-5-2 Overall, 4-2-1 Border)

Opponent	Result	Date	Site	Attendance	Weather
Northern Arizona	W, 12-7	Sept. 21	Albuquerque	-----	----
Utah	L, 14-56	Sept. 28	Salt Lake City	-----	----
West Texas State	W, 6-0	Oct. 4	Albuquerque	-----	----
New Mexico State	W, 7-6	Oct. 12	Las Cruces	-----	----
Hardin-Simmons	L, 0-49	Oct. 18	Albuquerque	-----	----
Colorado	L, 13-14	Oct. 26	Boulder	-----	----
UTEP	W, 21-13	Nov. 2	Albuquerque	-----	----
Texas Tech	L, 0-27	Nov. 9	Albuquerque	-----	----
Arizona	T, 13-13	Nov. 16	Albuquerque	-----	----
Kansas State	W, 14-7	Nov. 23	Albuquerque	-----	----
Lei Alums (Pineapple Bowl)	L, 14-19	Dec. 22	Honolulu	-----	----
Montana State (Harbor Bowl)	T, 13-13	Jan. 1	San Diego	-----	----

Coach: Willis Barnes
Captains: appointed by game

1947 (4-5-1 Overall, 1-5-1 Border)

Opponent	Result	Date	Site	Attendance	Weather
Arizona State	L, 12-25	Sept. 27	Albuquerque	-----	----
Kansas State	W, 20-18	Oct. 4	Manhattan	-----	----
New Mexico State	W, 20-0	Oct. 11	Albuquerque	-----	----
Hardin-Simmons	L, 7-33	Oct. 18	Abilene	-----	----
Arizona	L, 12-22	Oct. 25	Tucson	-----	----
UTEP	T, 20-20	Nov. 1	El Paso	-----	----
Fresno State	W, 34-3	Nov. 8	Albuquerque	-----	----
Drake	W, 8-7	Nov. 15	Albuquerque	-----	----
Texas Tech	L, 20-26	Nov. 22	Albuquerque	-----	----
West Texas State	L, 18-28	Nov. 29	Albuquerque	-----	----

Coach: Berl Huffman
Captains: Lou Cullen, George Hughes

1948 (2-9 Overall, 1-6 Border)

Opponent	Result	Date	Site	Attendance	Weather
Colorado	W, 9-6	Sept. 25	Boulder	-----	----
Texas	L, 0-47	Oct. 2	Austin	-----	----
New Mexico State	W, 61-0	Oct. 9	Albuquerque	-----	----
Hardin-Simmons	L, 19-28	Oct. 16	Albuquerque	-----	----
UTEP	L, 13-27	Oct. 23	Albuquerque	-----	----
Fresno State	L, 14-20	Oct. 30	Fresno	-----	----
Arizona	L, 6-14	Nov. 6	Albuquerque	-----	----
Drake	L, 0-14	Nov. 13	Des Moines	-----	----
Texas Tech	L, 7-14	Nov. 20	Lubbock	-----	----
West Texas State	L, 0-19	Nov. 27	Canyon	-----	----

Arizona State L, 17-28 Dec. 14 Tempe -----
Coach: Berl Huffman
Captains: appointed by game

1949 (2-8 Overall, 1-6 Border)

Opponent	Result	Date	Site	Attendance	Weather
Wyoming	L, 14-41	Sept. 24	Albuquerque	-----	----
New Mexico State	W, 14-13	Sept. 30	Las Cruces	-----	----
Rice	L, 0-55	Oct. 8	Houston	-----	----
Hardin-Simmons	L, 7-34	Oct. 15	Odessa	-----	----
UTEP	L, 0-7	Oct. 22	El Paso	-----	----
Arizona State	L, 19-28	Oct. 29	Albuquerque	-----	----
Arizona	L, 14-46	Nov. 5	Tucson	-----	----
Colorado	W, 17-15	Nov. 12	Albuquerque	-----	----
Texas Tech	L, 0-27	Nov. 19	Albuquerque	-----	----
West Texas State	L, 3-41	Nov. 26	Albuquerque	-----	----

Coach: Berl Huffman
Captains: appointed by game

1950 (2-8 Overall, 2-5 Border)

Opponent	Result	Date	Site	Attendance	Weather
Northern Arizona	W, 78-0	Sept. 23	Albuquerque	-----	----
Arizona State	L, 0-41	Sept. 30	Tempe	-----	----
New Mexico State	W, 26-13	Oct. 7	Albuquerque	-----	----
West Texas State	L, 6-45	Oct. 14	Amarillo	-----	----
UTEP	L, 13-41	Oct. 21	Albuquerque	-----	----
Wyoming	L, 0-44	Oct. 28	Laramie	-----	----
Arizona	L, 0-38	Nov. 4	Albuquerque	-----	----
Army (1)	L, 0-51	Nov. 11	West Point	-----	----
Bradley	L, 19-20	Nov. 18	Albuquerque	-----	----
Texas Tech	L, 12-37	Nov. 25	Lubbock	-----	----

Coach: Dudley DeGroot
Captains: appointed by game

1951 (4-7 Overall, 2-4 Skyline)

Opponent	Result	Date	Site	Attendance	Weather
Northern Arizona	W, 55-6	Sept. 22	Albuquerque	-----	----
Montana	L, 7-25	Sept. 29	Missoula	-----	----
New Mexico State	W, 20-0	Oct. 6	Las Cruces	-----	----
Denver	L, 17-33	Oct. 13	Denver	-----	----
UTEP	L, 7-32	Oct. 20	El Paso	-----	----
Colorado State	L, 15-20	Oct. 27	Albuquerque	-----	----
Arizona	L, 20-32	Nov. 3	Tucson	-----	----
Wyoming	L, 7-41	Nov. 10	Albuquerque	-----	----
Brigham Young	W, 34-0	Nov. 17	Albuquerque	-----	----
Texas Tech	L, 14-60	Nov. 24	Albuquerque	-----	----
Utah State	W, 17-13	Dec. 1	Albuquerque	-----	----

Coach: Dudley DeGroot
Captains: appointed by game

1952 (7-2 Overall, 5-1 Skyline)

Opponent	Result	Date	Site	Attendance	Weather
Brigham Young	L, 10-14	Sept. 27	Provo	-----	----
New Mexico State	W, 23-0	Oct. 4	Albuquerque	-----	----
Wyoming	W, 7-0	Oct. 18	Laramie	-----	----
UTEP	W, 14-13	Oct. 25	El Paso	-----	----
Arizona	L, 7-13	Nov. 1	Albuquerque	-----	----
Denver	W, 15-0	Nov. 8	Denver	-----	----
Colorado State	W, 3-0	Nov. 15	Albuquerque	-----	----
Montana	W, 12-6	Nov. 22	Albuquerque	-----	----
Utah State	W, 28-0	Dec. 6	Albuquerque	-----	----

Coach: Dudley DeGroot
Captains: Floyd J. Barger, Glenn Campbell

1953 (5-3-1 Overall, 3-2-1 Skyline)

Opponent	Result	Date	Site	Attendance	Weather
Utah State	L, 0-6	Sept. 26	Logan	-----	----
Brigham Young	T, 12-12	Oct. 3	Albuquerque	-----	----
Arizona	L, 0-20	Oct. 10	Tucson	-----	----
San Diego State	W, 41-12	Oct. 17	Albuquerque	-----	----
Montana	W, 41-13	Oct. 24	Missoula	-----	----
Denver	W, 20-18	Oct. 31	Albuquerque	-----	----
New Mexico State	W, 28-6	Nov. 7	Las Cruces	-----	----
Wyoming	W, 9-7	Nov. 14	Albuquerque	-----	----
Colorado State	L, 3-9	Nov. 21	Fort Collins	-----	----

Coach: Bob Titchenal
Captains: James Bruening



All-Time Seasons

1954 (5-5 Overall, 3-3 Skyline)

Opponent	Result	Date	Site	Attendance	Weather
Brigham Young	W, 21-12	Sept. 18	Provo	-----	----
San Diego State	W, 28-7	Sept. 25	San Diego	-----	----
Utah State	L, 0-6	Oct. 2	Albuquerque	-----	----
Wyoming	L, 7-9	Oct. 16	Laramie	-----	----
Arizona	L, 7-41	Oct. 23	Albuquerque	-----	----
Denver	L, 6-19	Oct. 29	Denver	-----	----
Montana	W, 20-14	Nov. 6	Albuquerque	-----	----
Colorado State	W, 10-7	Nov. 13	Albuquerque	-----	----
New Mexico State	W, 39-27	Nov. 20	Albuquerque	-----	----
San Jose State	L, 14-26	Nov. 27	San Jose	-----	----

Coach: Bob Titchenal
Captain: Larry White

1955 (2-8 Overall, 1-5 Skyline)

Opponent	Result	Date	Site	Attendance	Weather
New Mexico State	W, 14-7	Sept. 17	Albuquerque	-----	----
Colorado State	L, 0-25	Sept. 24	Fort Collins	-----	----
UTEP	L, 0-34	Oct. 1	Albuquerque	-----	----
Utah State	L, 0-18	Oct. 8	Logan	-----	----
San Jose State	L, 0-14	Oct. 15	Albuquerque	-----	----
Montana	L, 14-19	Oct. 22	Missoula	-----	----
Denver	L, 6-33	Oct. 29	Albuquerque	-----	----
Wyoming	L, 0-20	Nov. 12	Albuquerque	-----	----
Arizona	L, 6-27	Nov. 19	Tucson	-----	----
Brigham Young	W, 21-16	Nov. 26	Albuquerque	-----	----

Coach: Bob Titchenal
Captains: Jimmy Juarez, Joe Murphy

1956 (4-6 Overall, 2-4 Skyline)

Opponent	Result	Date	Site	Attendance	Weather
New Mexico State	W, 14-6	Sept. 22	Las Cruces	-----	----
Utah State	W, 27-19	Sept. 29	Albuquerque	-----	----
UTEP	L, 0-34	Oct. 6	El Paso	-----	----
Wyoming	L, 13-20	Oct. 13	Laramie	-----	----
Arizona	L, 12-26	Oct. 20	Albuquerque	-----	----
Denver	L, 24-20	Oct. 26	Denver	-----	----
Brigham Young	L, 12-33	Nov. 3	Provo	-----	----
Montana	W, 14-13	Nov. 17	Albuquerque	-----	----
San Diego State	W, 34-6	Nov. 24	Albuquerque	-----	----
Colorado State	L, 27-28	Dec. 1	Albuquerque	-----	----

Coach: Dick Clausen
Captains: appointed by game

1957 (4-6 Overall, 2-4 Skyline)

Opponent	Result	Date	Site	Attendance	Weather
New Mexico State	W, 25-7	Sept. 21	Albuquerque	-----	----
Colorado State	W, 30-7	Sept. 28	Fort Collins	-----	----
UTEP	L, 13-15	Oct. 5	Albuquerque	-----	----
Utah State	W, 14-10	Oct. 12	Logan	-----	----
Arizona	W, 27-0	Oct. 19	Tucson	-----	----
Montana	L, 6-21	Oct. 26	Missoula	-----	----
Denver	L, 0-19	Nov. 1	Albuquerque	-----	----
Wyoming	L, 13-20	Nov. 16	Albuquerque	-----	----
Air Force	L, 0-31	Nov. 23	Colorado Springs	-----	----
Brigham Young	L, 12-14	Nov. 30	Albuquerque	-----	----

Coach: Dick Clausen
Captains: Jerry Nesbitt, Glen Hakes

1958 (7-3 Overall, 5-1 Skyline)

Opponent	Result	Date	Site	Attendance	Weather
New Mexico State	W, 16-7	Sept. 20	Las Cruces	-----	----
UTEP	L, 7-15	Sept. 27	El Paso	-----	----
Montana	W, 44-16	Oct. 4	Albuquerque	-----	----
Utah State	W, 34-14	Oct. 11	Albuquerque	-----	----
Arizona	W, 33-13	Oct. 18	Albuquerque	-----	----
Wyoming	W, 13-12	Oct. 25	Laramie	-----	----
Denver	W, 21-15	Oct. 31	Denver	-----	----
Brigham Young	L, 19-36	Nov. 8	Provo	-----	----
Colorado State	W, 17-12	Nov. 15	Albuquerque	-----	----
Air Force (9)	L, 7-45	Nov. 22	Albuquerque	-----	----

Coach: Marv Levy
Captains: Mason Rose, Don Perkins

1959 (7-3 Overall, 4-2 Skyline)

Opponent	Result	Date	Site	Attendance	Weather
New Mexico State	L, 12-29	Sept. 19	Albuquerque	17,500	----
Colorado State	L, 9-14	Sept. 26	Fort Collins	-----	50F
UTEP	W, 17-7	Oct. 3	Albuquerque	11,037	----
Utah State	W, 28-6	Oct. 10	Logan	4,049	Overcast, 56F
Arizona	W, 28-7	Oct. 17	Tucson	-----	----
Montana	W, 55-14	Oct. 24	Missoula	2,900	Rain
Denver	W, 42-0	Oct. 31	Albuquerque	-----	----
Brigham Young	W, 21-6	Nov. 7	Albuquerque	-----	----

Wyoming	L, 20-25	Nov. 14	Albuquerque	15,000	----
Air Force	W, 28-27	Nov. 21	Denver	-----	58F

Coach: Marv Levy
Captains: John Garber, Don Perkins

1960 (5-5 Overall, 4-2 Skyline)

Opponent	Result	Date	Site	Attendance	Weather
University of Mexico	W, 77-6	Sept. 17	Albuquerque	24,085	----
Wyoming	L, 3-13	Sept. 24	Laramie	-----	----
UTEP	L, 17-23	Oct. 1	El Paso	-----	----
New Mexico State	L, 0-34	Oct. 8	Albuquerque	-----	----
Utah State	L, 7-46	Oct. 15	Albuquerque	-----	----
Arizona	L, 14-26	Oct. 22	Albuquerque	-----	----
Denver	W, 41-6	Oct. 28	Denver	-----	Overcast, 47F
Brigham Young	W, 27-15	Nov. 5	Provo	-----	----
Colorado State	W, 24-6	Nov. 12	Albuquerque	-----	----
Montana	W, 24-7	Nov. 19	Albuquerque	-----	----

Coach: Bill Weeks
Captain: George Friberg

1961 (7-4 Overall, 3-3 Skyline)

Opponent	Result	Date	Site	Attendance	Weather
New Mexico State	W, 41-7	Sept. 23	Albuquerque	-----	----
Montana	L, 8-40	Sept. 30	Missoula	-----	----
UTEP	W, 7-6	Oct. 7	Albuquerque	16,815	----
Utah State	L, 7-41	Oct. 14	Logan	8,051	----
Arizona	L, 21-22	Oct. 21	Tucson	-----	72F
Air Force	W, 21-6	Oct. 28	Albuquerque	17,130	----
Utah	W, 21-16	Nov. 4	Albuquerque	15,770	----
Wyoming	L, 7-33	Nov. 11	Albuquerque	20,113	----
Colorado State	W, 20-8	Nov. 18	Fort Collins	-----	----
Brigham Young	W, 34-6	Nov. 25	Albuquerque	11,020	----
Western Michigan (Aviation Bowl)	W, 28-12	Dec. 9	Dayton	3,500	----

Coach: Bill Weeks
Captains: Jay McNitt, Chuck Cummings

1962 (7-2-1 Overall, 2-1-1 WAC)

Opponent	Result	Date	Site	Attendance	Weather
New Mexico State	W, 28-17	Sept. 15	Albuquerque	28,500	----
Wyoming	W, 25-21	Sept. 22	Laramie	-----	----
Arizona	W, 35-25	Sept. 29	Albuquerque	-----	----
UTEP	L, 14-16	Oct. 6	El Paso	-----	----
Utah State	W, 14-13	Oct. 13	Albuquerque	-----	----
Utah	T, 7-7	Oct. 20	Salt Lake	20,265	----
San Jose State	W, 25-13	Oct. 27	San Jose	-----	----
Brigham Young	L, 0-27	Nov. 3	Provo	14,273	Sunny, 69F
Colorado State	W, 21-8	Nov. 10	Albuquerque	-----	----
Montana	W, 41-12	Nov. 17	Albuquerque	16,146	----

Coach: Bill Weeks
Captains: Bobby Santiago, John Kosor

1963 (6-4 Overall, 3-1 WAC)

Opponent	Result	Date	Site	Attendance	Weather
UTEP	W, 23-7	Sept. 28	Albuquerque	26,836	----
Utah	L, 6-19	Oct. 5	Albuquerque	-----	----
Utah State	L, 14-47	Oct. 12	Logan	9,021	Rain, 62F
New Mexico State	L, 12-13	Oct. 19	Las Cruces	-----	----
Montana	W, 24-6	Oct. 26	Albuquerque	-----	----
Colorado State	W, 25-0	Nov. 2	Fort Collins	7,500	67F
Wyoming	W, 17-6	Nov. 9	Albuquerque	-----	----
Air Force	L, 8-30	Nov. 16	Albuquerque	29,004	64F
Brigham Young	W, 26-0	Nov. 30	Albuquerque	14,699	53F
Arizona	W, 22-15	Dec. 7	Tucson	17,000	67F

Coach: Bill Weeks
Captains: Eddie Stokes, Scott Henington

1964 (9-2 Overall, 3-1 WAC)

Opponent	Result	Date	Site	Attendance	Weather
Utah	L, 0-16	Sept. 19	Salt Lake	-----	----
Montana	W, 20-10	Sept. 26	Albuquerque	24,805	----
Brigham Young	W, 26-14	Oct. 2	Provo	33,610	55F
Arizona	W, 10-7	Oct. 10	Albuquerque	20,844	----
Utah State	L, 3-14	Oct. 17	Albuquerque	28,537	----
New Mexico State	W, 18-14	Oct. 24	Albuquerque	13,583	----
Wyoming	W, 17-6	Oct. 31	Laramie	18,107	^48F
UTEP	W, 20-12	Nov. 7	El Paso	15,038	----
Colorado State	W, 42-9	Nov. 14	Albuquerque	24,732	----
Hawai'i	W, 20-0	Nov. 20	Honolulu	5,000	----
Kansas State	W, 9-7	Nov. 28	Albuquerque	-----	----

Coach: Bill Weeks
Captains: Chuck Kelly, Wayne Tvrdik



All-Time Seasons

1965 (3-7 Overall, 2-3 WAC)

Opponent	Result	Date	Site	Attendance	Weather
UTEP	L, 14-35	Sept. 25	Albuquerque	29,952	69F
Colorado State	L, 22-27	Oct. 2	Fort Collins	13,500	55F
Arizona	W, 24-2	Oct. 9	Tucson	33,700	86F
Utah	W, 13-10	Oct. 16	Albuquerque	24,973	68F
Arizona State	L, 14-27	Oct. 23	Tempe	24,182	-----
San Jose State	L, 7-27	Oct. 30	Albuquerque	17,948	-----
Wyoming	L, 9-27	Nov. 6	Albuquerque	19,318	-----
New Mexico State	L, 6-20	Nov. 13	Las Cruces	17,500	-----
Iowa State	W, 10-9	Nov. 20	Albuquerque	17,346	-----
Brigham Young	L, 8-42	Nov. 27	Albuquerque	14,289	42F

Coach: Bill Weeks

Captains: Stan Quintana, Dave Hettema

1966 (2-8 Overall, 0-5 WAC)

Opponent	Result	Date	Site	Attendance	Weather
Utah State	W, 17-8	Sept. 17	Albuquerque	20,570	-----
Kansas State	W, 28-8	Sept. 24	Manhattan	15,300	^89F
UTEP	L, 3-51	Oct. 1	El Paso	34,459	64F
Arizona	L, 15-36	Oct. 8	Albuquerque	22,075	65F
Wyoming	L, 7-37	Oct. 15	Laramie	12,467	38F
Brigham Young	L, 6-33	Oct. 22	Albuquerque	18,524	65F
Utah	L, 0-27	Oct. 29	Salt Lake City	21,088	70F
Colorado State	L, 6-45	Nov. 5	Albuquerque	16,855	59F
New Mexico State	L, 12-47	Nov. 12	Albuquerque	12,272	55F
Arizona State	L, 7-28	Nov. 19	Tempe	25,111	-----

Coach: Bill Weeks

Captains: Wally Seis, Albert O'Neal

1967 (1-9 Overall, 0-5 WAC)

Opponent	Result	Date	Site	Attendance	Weather
Idaho State	W, 24-3	Sept. 16	Albuquerque	16,993	-----
Brigham Young	L, 14-44	Sept. 23	Provo	26,558	Clear, 68F
Iowa State	L, 12-17	Sept. 30	Ames	22,000	72F
Utah	L, 27-42	Oct. 7	Albuquerque	13,880	-----
Arizona State	L, 23-56	Oct. 14	Albuquerque	17,858	-----
San Jose State	L, 14-52	Oct. 21	San Jose	13,700	-----
UTEP	L, 12-75	Oct. 27	Albuquerque	10,196	-----
Arizona	L, 13-48	Nov. 4	Tucson	20,000	69F
Wyoming (7)	L, 6-42	Nov. 11	Albuquerque	14,030	-----
New Mexico State	L, 7-54	Nov. 18	Albuquerque	9,079	-----

Coach: Bill Weeks

Captains: Jim Boller, Rex Hennington

1968 (0-10 Overall, 0-7 WAC)

Opponent	Result	Date	Site	Attendance	Weather
Colorado State	L, 13-21	Sept. 14	Albuquerque	17,401	75F
UTEP	L, 15-44	Sept. 21	El Paso	25,200	82F
Arizona	L, 8-19	Sept. 28	Albuquerque	13,735	76F
Kansas (8)	L, 7-68	Oct. 5	Lawrence	21,000	-----
Utah	L, 7-30	Oct. 12	Salt Lake	22,329	-----
San Jose State	L, 24-55	Oct. 19	Albuquerque	11,903	-----
Wyoming	L, 6-35	Oct. 26	Laramie	19,169	-----
Arizona State	L, 28-63	Nov. 2	Tempe	26,342	-----
New Mexico State	L, 6-33	Nov. 16	Albuquerque	8,791	Overcast, 51F
Brigham Young	L, 6-35	Nov. 23	Albuquerque	6,950	65F

Coach: Rudy Feldman

Captains: David Harris, Ace Hendricks, John Pautsch

1969 (4-6 Overall, 1-5 WAC)

Opponent	Result	Date	Site	Attendance	Weather
Army	L, 14-31	Sept. 20	West Point	25,000	64F
UTEP	L, 6-21	Sept. 27	Albuquerque	22,518	79F
Kansas	W, 16-7	Oct. 4	Albuquerque	13,338	59F
Brigham Young	L, 15-41	Oct. 11	Provo	25,565	Cloudy, 45F
Utah	L, 0-24	Oct. 18	Albuquerque	13,681	68F
Arizona	L, 28-52	Oct. 25	Tucson	31,500	70F
San Jose State	W, 27-24	Nov. 1	San Jose	9,132	Clear, 80F
Arizona State	L, 17-48	Nov. 8	Albuquerque	10,864	-----
Wyoming	W, 24-12	Nov. 15	Albuquerque	12,707	-----
New Mexico State	W, 24-21	Nov. 22	Las Cruces	14,078	-----

Coach: Rudy Feldman

Captains: Willie Shaw, Rocky Long

1970 (7-3 Overall, 5-1 WAC)

Opponent	Result	Date	Site	Attendance	Weather
Iowa State	L, 3-32	Sept. 19	Albuquerque	17,459	Rain, 72F
Utah	W, 34-28	Sept. 26	Salt Lake City	22,582	-----
Kansas	L, 23-49	Oct. 3	Lawrence	41,000	64F
San Jose State	W, 48-25	Oct. 10	Albuquerque	15,537	64F
New Mexico State	W, 24-17	Oct. 17	Albuquerque	17,892	43F
Wyoming	W, 17-7	Oct. 24	Laramie	16,589	^49F
UTEP	W, 35-16	Oct. 31	El Paso	13,503	62F
Arizona	W, 35-7	Nov. 7	Albuquerque	18,374	62F

Brigham Young	W, 51-8	Nov. 14	Albuquerque	17,561	45F
Arizona State (9)	L, 21-33	Nov. 21	Tempe	51,283	-----

Coach: Rudy Feldman

Captains: Sam Scarber, Rodney Wallace

1971 (6-3-2 Overall, 5-1 WAC)

Opponent	Result	Date	Site	Attendance	Weather
Texas Tech	W, 13-10	Sept. 18	Lubbock	37,200	Rain, 46F
Iowa State	L, 20-44	Sept. 25	Albuquerque	27,231	70F
Brigham Young	W, 14-0	Oct. 1	Provo	25,299	Cloudy, 40F
New Mexico State	T, 35-35	Oct. 9	Albuquerque	26,882	65F
San Jose State	T, 21-21	Oct. 16	San Jose	15,374	50F
Arizona State (14)	L, 28-60	Oct. 23	Albuquerque	24,200	60F
Arizona	W, 34-28	Oct. 30	Tucson	30,000	38F
Utah	W, 57-39	Nov. 6	Albuquerque	15,758	62F
UTEP	W, 49-13	Nov. 13	Albuquerque	15,650	59F
Wyoming	W, 49-14	Nov. 20	Albuquerque	13,671	46F
Hawai'i	L, 21-28	Nov. 27	Honolulu	14,792	74F

Coach: Rudy Feldman

Captains: Rocky Long, Herman Fredenberg, Bob Gaines

1972 (3-8 Overall, 2-4 WAC)

Opponent	Result	Date	Site	Attendance	Weather
NMSU	W, 55-20	Sept. 16	Albuquerque	24,421	79F
Texas Tech	L, 16-41	Sept. 23	Albuquerque	24,860	74F
Iowa State	L, 0-31	Sept. 30	Ames	31,000	65F
Wyoming	W, 17-14	Oct. 7	Laramie	18,973	58F
Arizona	L, 15-27	Oct. 14	Albuquerque	15,672	72F
UTEP	W, 56-7	Oct. 21	El Paso	10,240	-----
Utah	L, 14-59	Oct. 28	Salt Lake	21,869	^65F
San Jose State	L, 7-14	Nov. 4	Albuquerque	14,199	56F
Arizona State (19)	L, 7-60	Nov. 11	Tempe	44,172	-----
Houston	L, 14-33	Nov. 18	Houston	20,366	Indoors
Brigham Young	L, 7-21	Nov. 25	Albuquerque	9,503	46F

Coach: Rudy Feldman

Captains: John Urban, George Oakes

1973 (4-7 Overall, 3-4 WAC)

Opponent	Result	Date	Site	Attendance	Weather
New Mexico State	W, 48-6	Sept. 15	Albuquerque	24,355	78F
Texas Tech	L, 7-41	Sept. 22	Lubbock	30,218	85F
Air Force	L, 6-10	Sept. 29	Colorado Springs	33,390	60F
Arizona State (12)	L, 24-67	Oct. 6	Albuquerque	21,107	66F
Arizona	L, 14-22	Oct. 13	Tucson	39,582	84F
UTEP	W, 49-0	Oct. 20	Albuquerque	12,282	71F
San Jose State	L, 0-15	Oct. 27	San Jose	12,503	Clear, 60F
Brigham Young	L, 21-56	Nov. 3	Provo	11,412	Overcast, 36F
Utah	L, 35-36	Nov. 10	Albuquerque	10,783	63F
Wyoming	W, 23-21	Nov. 17	Albuquerque	9,239	61F
Colorado State	W, 30-13	Nov. 24	Fort Collins	13,727	40F

Coach: Rudy Feldman

Captains: Rich Diller, Don Woods, Don Hubbard

1974 (4-6-1 Overall, 3-4 WAC)

Opponent	Result	Date	Site	Attendance	Weather
Colorado State	W, 32-23	Sept. 14	Albuquerque	16,308	Rain, 61F
Texas Tech	T, 21-21	Sept. 21	Albuquerque	17,719	57F
Arizona (15)	L, 10-15	Sept. 28	Albuquerque	24,404	67F
Iowa State	L, 3-27	Oct. 5	Ames	33,000	57F
San Jose State	L, 11-13	Oct. 12	Albuquerque	15,974	56F
Wyoming	W, 32-21	Oct. 19	Laramie	16,168	65F
Arizona State (14)	L, 7-41	Oct. 26	Tempe	45,487	-----
New Mexico State	W, 26-24	Nov. 2	Albuquerque	16,496	^48F
Utah	L, 10-21	Nov. 9	Salt Lake	12,263	Sunny, 49F
Brigham Young	L, 3-36	Nov. 16	Albuquerque	12,672	Clear, 47F
UTEP	W, 37-21	Nov. 23	El Paso	16,930	-----

Coach: Bill Mondt

Captains: appointed by game

1975 (6-5 Overall, 4-3 WAC)

Opponent	Result	Date	Site	Attendance	Weather
Fresno State	W, 29-0	Sept. 13	Albuquerque	19,139	Overcast, 63F
Texas Tech	L, 17-24	Sept. 20	Lubbock	39,160	Partly Cloudy, 65F
Colorado State	L, 16-27	Sept. 27	Albuquerque	24,743	Clear, 77F
Brigham Young	L, 15-16	Oct. 3	Provo	25,140	Clear, 72F
Arizona State (11)	L, 10-16	Oct. 11	Albuquerque	20,046	Clear, 76F
Utah	W, 27-23	Oct. 18	Albuquerque	15,010	Clear, 70F
Arizona (17)	W, 44-34	Oct. 25	Tucson	35,878	Clear, 70F
UTEP	W, 23-3	Nov. 1	Albuquerque	13,126	Clear, 59F
San Jose State	L, 29-20	Nov. 8	San Jose	17,000	-----
Wyoming	W, 38-32	Nov. 15	Albuquerque	13,781	Clear, 65F
New Mexico State	W, 52-28	Nov. 22	Las Cruces	11,216	Clear, 50F

Coach: Bill Mondt

Captains: Steve Myer, Randy Rich



All-Time Seasons

1976 (4-7 Overall, 3-4 WAC)

Opponent	Result	Date	Site	Attendance	Weather
UTEP	W, 25-7	Sept. 18	El Paso	18,750	-----
Texas Tech	L, 16-20	Sept. 25	Albuquerque	28,501	Clear, 71F
Colorado State	W, 33-20	Oct. 2	Fort Collins	21,719	Clear, 70F
San Jose State	W, 36-30	Oct. 9	Albuquerque	23,545	Clear, 68F
Wyoming	L, 23-24	Oct. 16	Laramie	23,649	Sunny, 52F
Arizona State	L, 15-31	Oct. 23	Tempe	48,547	-----
New Mexico State	L, 7-16	Oct. 30	Albuquerque	23,236	Clear, 58F
Utah	L, 31-34	Nov. 6	Salt Lake	19,122	Sunny, 62F
Brigham Young (19)	L, 8-21	Nov. 13	Albuquerque	18,038	Cloudy, 28F
Arizona	W, 21-15	Nov. 20	Albuquerque	15,121	Clear, 52F
San Diego State	L, 14-17	Nov. 27	San Diego	27,526	-----

Coach: Bill Mondt

Captains: Robin Cole, Dave Green

1977 (5-7 Overall, 2-5 WAC)

Opponent	Result	Date	Site	Attendance	Weather
Hawai'i	W, 35-26	Sept. 10	Honolulu	26,532	Partly Cloudy, 79F
Texas Tech	L, 14-49	Sept. 17	Lubbock	45,208	Partly Cloudy, 92F
Colorado	L, 7-42	Sept. 24	Boulder	47,152	Sunny, 74F
Brigham Young (14)	L, 19-54	Sept. 30	Provo	33,352	Cloudy, 52F
Arizona State	L, 24-45	Oct. 8	Albuquerque	22,310	Partly Cloudy, 64F
Wichita State	W, 22-17	Oct. 15	Albuquerque	22,069	Clear, 73F
Colorado State	L, 9-14	Oct. 22	Fort Collins	21,204	Sunny, 52F
New Mexico State	W, 35-13	Oct. 29	Las Cruces	14,250	Partly Cloudy, 62F
UTEP	W, 33-17	Nov. 5	Albuquerque	17,081	Clear, 63F
Arizona	L, 13-15	Nov. 12	Tucson	40,500	Clear, 67F
Wyoming	L, 21-23	Nov. 19	Albuquerque	9,550	Clear, 55F
Utah	W, 41-24	Nov. 26	Albuquerque	8,296	Clear, 61F

Coach: Bill Mondt

Captains: Preston Dennard, Jake Gonzales, Smokey Turman, Marion Chapman

1978 (7-5 Overall, 3-3 WAC)

Opponent	Result	Date	Site	Attendance	Weather
Hawai'i	L, 16-22	Sept. 9	Honolulu	40,701	Clear, 80F
Wichita State	W, 16-14	Sept. 16	Wichita	18,016	Lightning/Rain, 76F
UNLV	W, 24-0	Sept. 23	Albuquerque	17,291	Partly Cloudy, 72F
Brigham Young	L, 23-27	Sept. 30	Albuquerque	24,892	Fair, 75F
Wyoming	W, 19-15	Oct. 7	Laramie	26,458	Clear, 67F
Texas Tech	L, 23-36	Oct. 14	Albuquerque	23,167	Clear, 65F
New Mexico State	W, 35-20	Oct. 21	Albuquerque	17,056	Rain, 56F
UTEP	W, 21-0	Oct. 28	El Paso	18,650	Clear, 64F
Utah	W, 24-12	Nov. 4	Salt Lake	24,182	Clear, 65F
Colorado State	L, 15-26	Nov. 11	Albuquerque	14,747	-----
Pacific	W, 44-6	Nov. 18	Albuquerque	11,910	Clear, 56F
San Diego State	L, 24-27	Nov. 25	San Diego	30,011	Clear, 48F

Coach: Bill Mondt

Captains: appointed by game

1979 (6-6 Overall, 3-4 WAC)

Opponent	Result	Date	Site	Attendance	Weather
Louisiana Tech	W, 34-0	Sept. 1	Albuquerque	27,380	Clear, 88F
Oregon State	W, 35-16	Sept. 8	Albuquerque	27,525	Partly Cloudy, 76F
Texas Tech	L, 7-17	Sept. 15	Lubbock	42,109	Partly Cloudy, 71F
Hawai'i	L, 3-20	Sept. 22	Honolulu	40,079	Sunny, 79F
New Mexico State	W, 30-16	Sept. 29	Las Cruces	26,271	-----
San Diego State	L, 7-35	Oct. 6	Albuquerque	21,205	Sunny, 86F
UNLV	L, 20-28	Oct. 13	Las Vegas	22,201	-----
UTEP	W, 20-0	Oct. 20	Albuquerque	19,612	Partly Cloudy, 79F
Brigham Young (11)	L, 7-59	Oct. 27	Provo	33,921	Clear, 58F
Utah	L, 7-26	Nov. 3	Albuquerque	19,093	Clear, 60F
Colorado State	W, 24-9	Nov. 10	Fort Collins	16,273	-----
Wyoming	W, 17-3	Nov. 24	Albuquerque	15,195	Clear, 44F

Coach: Bill Mondt

Captains: appointed by game

1980 (4-7 Overall, 3-4 WAC)

Opponent	Result	Date	Site	Attendance	Weather
Brigham Young (19)	W, 25-21	Sept. 6	Albuquerque	16,840	Cloudy, 75F
Missouri (17)	L, 16-47	Sept. 13	Columbia	60,318	Sunny, 88F
Texas Tech	L, 17-28	Sept. 20	Lubbock	38,873	Clear, 91F
New Mexico State	W, 52-19	Sept. 27	Albuquerque	22,543	Clear, 75F
Wyoming	W, 24-21	Oct. 4	Laramie	24,778	Clear, 59F
Colorado State	L, 26-31	Oct. 11	Albuquerque	19,154	Clear, 73F
Hawai'i	L, 14-31	Oct. 18	Albuquerque	15,813	Clear, 55F
UTEP	W, 22-21	Oct. 25	El Paso	17,000	Clear, 64F
UNLV	L, 7-72	Nov. 1	Albuquerque	14,250	Clear, 59F
Utah	L, 21-49	Nov. 8	Salt Lake	21,248	Mostly Sunny, 56F
San Diego State	L, 22-24	Nov. 22	San Diego	21,900	Clear, 62F

Coach: Joe Morrison

Captains: appointed by game

1981 (4-7-1 Overall, 3-4-1 WAC)

Opponent	Result	Date	Site	Attendance	Weather
Houston	L, 10-21	Sept. 5	Houston	26,435	Indoors
UNLV	L, 42-49	Sept. 12	Las Vegas	25,605	Clear, 90F
Texas Tech	L, 21-28	Sept. 19	Lubbock	42,321	Clear, 80F
Air Force	W, 27-10	Sept. 26	Albuquerque	24,240	Sunny, 80F
San Diego State	L, 15-17	Oct. 3	Albuquerque	18,265	Sunny, 69F
UTEP	W, 26-3	Oct. 10	Albuquerque	18,367	Sunny, 72F
Hawai'i	L, 13-23	Oct. 17	Honolulu	46,692	Rain, 76F
New Mexico State	W, 17-13	Oct. 24	Las Cruces	19,253	Clear, 60F
Brigham Young	L, 7-31	Oct. 31	Provo	36,343	Mostly Clear, 46F
Utah	T, 7-7	Nov. 7	Albuquerque	14,420	Sunny, 63F
Colorado State	W, 28-16	Nov. 14	Fort Collins	10,149	Partly Cloudy, 60F
Wyoming	L, 12-13	Nov. 21	Albuquerque	13,868	-----

Coach: Joe Morrison

Captains: appointed by game

1982 (10-1 Overall, 6-1 WAC)

Opponent	Result	Date	Site	Attendance	Weather
Wyoming	W, 41-20	Sept. 4	Laramie	22,717	Partly Cloudy, 79F
Texas Tech	W, 14-0	Sept. 11	Albuquerque	22,720	Partly Cloudy, 68F
UNLV	W, 49-21	Sept. 18	Albuquerque	20,197	Partly Cloudy, 61F
Air Force	W, 49-37	Oct. 2	Colorado Springs	25,576	Sunny, 56F
Brigham Young	L, 12-40	Oct. 9	Albuquerque	31,002	Clear, 49F
San Diego State	W, 22-17	Oct. 16	San Diego	22,679	Clear, 72F
New Mexico State	W, 66-14	Oct. 23	Albuquerque	25,499	Clear, 88F
North Texas State	W, 20-17	Oct. 30	Denton	12,425	Overcast, 72F
UTEP	W, 31-18	Nov. 6	El Paso	15,101	-----
Colorado State	W, 29-24	Nov. 13	Albuquerque	19,937	Clear, 53F
Hawai'i	W, 41-17	Nov. 18	Albuquerque	23,028	Partly Cloudy, 53F

Coach: Joe Morrison

Captains: appointed by game

1983 (6-6 Overall, 4-3 WAC)

Opponent	Result	Date	Site	Attendance	Weather
Utah	W, 17-7	Sept. 3	Albuquerque	29,161	Partly Cloudy, 91F
Tennessee	L, 6-31	Sept. 10	Knoxville	89,792	Clear, 88F
Arkansas	L, 0-17	Sept. 17	Little Rock	54,212	Partly Cloudy, 85F
New Mexico State	W, 31-0	Sept. 24	Las Cruces	21,847	-----
North Texas State	L, 8-18	Oct. 1	Albuquerque	21,028	Rain, 61F
Texas Tech	W, 30-10	Oct. 8	Lubbock	36,543	Rain, 59F
Brigham Young (19)	L, 21-66	Oct. 15	Provo	64,740	Clear, 59F
Hawai'i	L, 16-25	Oct. 22	Honolulu	47,799	Rain, 79F
Colorado State	L, 24-25	Oct. 29	Fort Collins	18,787	Cloudy, 58F
Wyoming	W, 17-10	Nov. 5	Albuquerque	19,109	Clear, 52F
UTEP	W, 35-0	Nov. 12	Albuquerque	16,412	Partly Cloudy, 54F
San Diego State	W, 34-14	Nov. 19	Albuquerque	15,143	Clear, 38F

Coach: Joe Lee Dunn

Captains: appointed by game

1984 (4-8 Overall, 1-7 WAC)

Opponent	Result	Date	Site	Attendance	Weather
New Mexico State	W, 61-21	Sept. 8	Albuquerque	25,442	Clear, 88F
West Texas State	W, 27-0	Sept. 15	Albuquerque	18,992	Cloudy, 70F
Texas Tech	W, 29-24	Sept. 22	Albuquerque	24,529	Partly Cloudy, 71F
UTEP	W, 34-7	Sept. 29	El Paso	20,000	-----
Utah	L, 14-38	Oct. 5	Salt Lake	30,400	Partly Cloudy, 66F
Colorado State	L, 10-16	Oct. 13	Albuquerque	23,752	Clear, 60F
Wyoming	L, 21-59	Oct. 20	Laramie	11,742	Snow, 24F
Brigham Young (4)	L, 0-48	Oct. 25	Albuquerque	19,277	Mostly Cloudy, 50F
Baylor	L, 2-38	Nov. 3	Waco	26,000	Partly Cloudy, 66F
Air Force	L, 9-23	Nov. 10	Albuquerque	17,481	Clear, 45F
San Diego State	L, 31-37	Nov. 17	San Diego	13,548	Overcast, 58F
Hawai'i	L, 13-48	Nov. 24	Honolulu	46,290	Clear, 79F

Coach: Joe Lee Dunn

Captains: appointed by game

1985 (3-8 Overall, 2-6 WAC)

Opponent	Result	Date	Site	Attendance	Weather
Texas Tech	L, 31-32	Sept. 7	Lubbock	35,118	Partly Cloudy, 95F
New Mexico State	W, 34-27	Sept. 14	Las Cruces	23,262	Rain, 77F
Air Force (18)	L, 12-49	Sept. 28	Albuquerque	27,124	Partly Cloudy, 52F
Nebraska (13)	L, 7-38	Oct. 5	Lincoln	75,902	Clear, 53F
Colorado State	L, 28-45	Oct. 12	Albuquerque	18,713	Clear, 58F
Brigham Young (9)	L, 23-45	Oct. 19	Albuquerque	20,918	Partly Cloudy, 57F
Hawai'i	L, 17-27	Oct. 26	Albuquerque	19,111	Partly Cloudy, 63F
UTEP	W, 27-23	Nov. 2	El Paso	32,849	Clear, 52F
Utah	L, 49-58	Nov. 9	Salt Lake	26,124	Snow, 38F
Wyoming	W, 41-16	Nov. 16	Albuquerque	15,534	Clear, 40F
San Diego State	L, 20-55	Nov. 23	San Diego	10,343	Cloudy, 60F

Coach: Joe Lee Dunn

Captains: appointed by game



All-Time Seasons

1986 (4-8 Overall, 2-5 WAC)

Opponent	Result	Date	Site	Attendance	Weather
Tennessee (10)	L, 21-35	Sept. 6	Knoxville	93,875	Clear, 75F
Brigham Young (9)	L, 30-31	Sept. 13	Provo	64,385	Sunny, 78F
Texas Tech	L, 7-14	Sept. 20	Lubbock	36,520	Partly Cloudy, 58F
San Diego State	L, 34-38	Sept. 27	Albuquerque	20,579	Clear, 70F
Hawai'i	L, 10-27	Oct. 4	Honolulu	46,119	Rain, 80F
UTEP	W, 24-22	Oct. 11	Albuquerque	18,170	Cloudy 58F
Utah	W, 47-43	Oct. 18	Albuquerque	15,979	Clear, 68F
New Mexico State	W, 45-14	Oct. 25	Albuquerque	17,392	Clear, 62F
Wyoming	L, 25-35	Nov. 1	Laramie	6,714	Overcast, 28F
Tulsa	L, 27-34	Nov. 8	Albuquerque	11,372	Clear^, 52F
Colorado State	L, 27-32	Nov. 15	Fort Collins	13,107	Clear, 57F
Memphis State	W, 20-13	Nov. 22	Memphis	16,330	Overcast, 58F

Coach: Joe Lee Dunn
Captains: appointed by game

1987 (0-11 Overall, 0-8 WAC)

Opponent	Result	Date	Site	Attendance	Weather
Utah	L, 20-24	Sept. 5	Salt Lake	29,112	Mostly Sunny, 79F
New Mexico State	L, 14-17	Sept. 12	Las Cruces	18,491	Sunny, 92F
Arizona	L, 9-20	Sept. 19	Tucson	46,094	Partly Cloudy, 86F
Brigham Young	L, 25-45	Sept. 26	Albuquerque	22,286	Partly Cloudy, 75F
Hawai'i	L, 31-41	Oct. 10	Albuquerque	15,565	Sunny, 77F
Colorado State	L, 13-35	Oct. 24	Fort Collins	24,555	Partly Sunny, 51F
UTEP	L, 0-34	Oct. 31	El Paso	32,517	Clear, 69F
Wyoming	L, 16-59	Nov. 7	Albuquerque	13,244	Cloudy^, 56F
Air Force	L, 26-73	Nov. 14	Albuquerque	15,309	Partly Cloudy, 61F
San Diego State	L, 30-53	Nov. 21	San Diego	21,392	Clear, 58F
Arkansas	L, 25-43	Nov. 28	Little Rock	27,200	Cloudy, 44F

Coach: Mike Sheppard
Captains: Kirk Allen, Terence Donaldson, Barry Garrison, Fred Mady

1988 (2-10 Overall, 1-7 WAC)

Opponent	Result	Date	Site	Attendance	Weather
Fresno State	L, 21-68	Sept. 3	Albuquerque	21,157	Sunny, 94F
New Mexico State	W, 36-34	Sept. 10	Las Cruces	18,061	Clear, 77F
Texas	L, 0-47	Sept. 17	Austin	55,630	Cloudy, 81F
Akron	L, 28-30	Sept. 24	Albuquerque	11,740	Clear, 73F
Air Force	L, 14-63	Oct. 1	Colorado Springs	38,615	Partly Cloudy^, 60F
Utah	L, 27-33	Oct. 8	Albuquerque	10,960	Clear, 70F
Wyoming	L, 7-55	Oct. 15	Laramie	20,363	Mostly Sunny, 56F
UTEP	L, 0-37	Oct. 22	Albuquerque	11,441	Clear, 73F
Brigham Young	L, 0-65	Oct. 29	Provo	63,424	Partly Cloudy, 66F
Hawai'i	L, 3-45	Nov. 5	Honolulu	39,953	Rain, 79F
Colorado State	W, 24-23	Nov. 12	Albuquerque	8,180	Sunny, 56F
San Diego State	L, 10-18	Nov. 19	Albuquerque	7,923	Mostly Cloudy, 39F

Coach: Mike Sheppard
Captains: John Duff, Scott Howard, Art Martinez, Phillip Vaughan

1989 (2-10 Overall, 0-7 WAC)

Opponent	Result	Date	Site	Attendance	Weather
Brigham Young (19)	L, 3-24	Sept. 2	Albuquerque	27,045	-----
New Mexico State	W, 45-13	Sept. 9	Albuquerque	25,537	Clear, 78F
Texas Tech	L, 20-27	Sept. 16	Lubbock	27,535	Sunny, 73F
Tulsa	L, 33-35	Sept. 23	Tulsa	19,382	Clear, 56F
Hawai'i	L, 14-60	Sept. 30	Honolulu	41,706	Rain, 80F
Colorado State	L, 20-34	Oct. 7	Albuquerque	18,345	Cloudy, 52F
UTEP	L, 7-26	Oct. 14	El Paso	21,059	Clear, 90F
Florida	L, 21-27	Oct. 21	Gainesville	72,578	Clear, 59F
Wyoming	L, 23-24	Oct. 28	Albuquerque	20,033	Clear, 64F
San Diego State	L, 28-45	Nov. 4	San Diego	13,776	Clear, 61F
Utah	L, 39-41	Nov. 11	Salt Lake	21,025	Sunny, 57F
Fresno State (23)	W, 45-22	Nov. 18	Albuquerque	12,668	Clear, 52F

Coach: Mike Sheppard
Captains: Brett Heber, Terance Mathis, Nate Morris, Jay Schultz

1990 (2-10 Overall, 1-6 WAC)

Opponent	Result	Date	Site	Attendance	Weather
New Mexico State	W, 29-12	Sept. 1	Las Cruces	24,138	Sunny, 89F
Fresno State	L, 17-24	Sept. 8	Fresno	34,097	Sunny, 84F
Arizona (20)	L, 10-25	Sept. 15	Albuquerque	26,472	Overcast, 73F
Texas Tech	L, 32-34	Sept. 22	Albuquerque	15,530	Rain, 62F
Kansas State	L, 6-38	Sept. 29	Manhattan	22,812	Rain, 61F
UTEP	W, 48-28	Oct. 6	Albuquerque	17,932	Cloudy, 74F
Wyoming (23)	L, 22-25	Oct. 13	Laramie	21,336	Cloudy^, 51F
Colorado State	L, 7-47	Oct. 20	Fort Collins	28,301	Snow, 46F
Brigham Young (7)	L, 31-55	Oct. 29	Provo	66,086	Clear, 66F
Hawai'i	L, 16-43	Nov. 3	Honolulu	38,626	Clear, 79F
Utah	L, 27-29	Nov. 10	Albuquerque	10,431	Clear, 61F
San Diego State	L, 34-40	Nov. 17	Albuquerque	7,868	Clear, 56F

Coach: Mike Sheppard
Captains: John Bell, Kurt Jensen, Eric Morgan, Nate Morris

1991 (3-9 Overall, 2-6 WAC)

Opponent	Result	Date	Site	Attendance	Weather
UTEP	L, 19-35	Aug. 31	El Paso	40,319	Partly Cloudy, 87F
TCU	L, 7-60	Sept. 7	Ft. Worth	21,112	Cloudy, 72F
Hawai'i	L, 13-35	Sept. 14	Honolulu	38,826	Rain, 82F
UNLV	L, 22-23	Sept. 21	Albuquerque	16,679	Overcast, 71F
New Mexico State	W, 17-10	Sept. 28	Albuquerque	22,441	Partly cloudy^, 73F
Fresno State	L, 17-94	Oct. 5	Fresno	33,739	Sunny, 85F
San Diego State	L, 24-38	Oct. 12	San Diego	21,338	Partly Cloudy, 72F
Wyoming	L, 19-39	Oct. 19	Albuquerque	13,297	Clear, 71F
Brigham Young	L, 23-41	Oct. 26	Albuquerque	15,902	Clear, 64F
Air Force	W, 34-32	Nov. 2	Albuquerque	10,793	Partly Cloudy, 39F
Utah	L, 7-30	Nov. 9	Salt Lake	21,619	Partly Cloudy, 50F
Colorado State	W, 38-36	Nov. 16	Fort Collins	10,171	Snow, 35F

Coach: Mike Sheppard
Captains: Fred Easter, Marcus Goodloe, Kim McCall, Troy Rossean, Steve Slater, Doug Zikan

1992 (3-8 Overall, 2-6 WAC)

Opponent	Result	Date	Site	Attendance	Weather
TCU	W, 24-7	Sept. 5	Albuquerque	24,751	Clear, 81F
New Mexico State	L, 39-42	Sept. 12	Las Cruces	27,646	Sunny, 89F
SMU	L, 13-20	Sept. 19	Albuquerque	21,660	Overcast, 61F
Air Force	L, 32-33	Sept. 26	Colorado Springs	37,199	Clear, 60F
San Diego State	L, 21-49	Oct. 3	Albuquerque	23,186	Clear, 76F
Wyoming	L, 21-35	Oct. 10	Laramie	18,653	Mostly Sunny, 55F
Utah	W, 24-7	Oct. 17	Albuquerque	20,009	Clear, 70F
Fresno State	L, 28-31	Oct. 24	Fresno	32,743	Clear, 70F
Brigham Young	L, 0-35	Nov. 7	Provo	62,567	Mostly Sunny, 58F
UTEP	W, 35-14	Nov. 14	Albuquerque	14,712	Clear, 55F
Colorado State	L, 10-14	Nov. 21	Albuquerque	11,221	Mostly Sunny, 36F

Coach: Dennis Franchione
Captains: Willie Barry, Jesse Becton, Stoney Case, Steve Green, Justin Hall, Clint Hall

1993 (6-5 Overall, 4-4 WAC)

Opponent	Result	Date	Site	Attendance	Weather
Brigham Young (19)	L, 31-34	Sept. 4	Albuquerque	33,659	Clear, 84F
TCU	L, 34-35	Sept. 11	Fort Worth	16,184	Hazy, 91F
Fresno State	L, 24-41	Sept. 18	Albuquerque	25,812	Sunny, 77F
New Mexico State	W, 42-7	Sept. 25	Albuquerque	28,232	Sunny, 76F
Hawai'i	W, 41-14	Oct. 2	Albuquerque	23,873	Clear, 81F
Utah	W, 42-35	Oct. 9	Salt Lake	23,062	Partly Cloudy, 53F
San Diego State	L, 17-20	Oct. 23	San Diego	39,260	Hazy, 68F
Colorado State	L, 20-21	Oct. 30	Fort Collins	17,270	Sunny, 25F
Idaho State	W, 39-13	Nov. 6	Albuquerque	22,049	Sunny, 45F
Wyoming	W, 10-7	Nov. 13	Albuquerque	18,219	Rain, 50F
UTEP	W, 35-29	Nov. 20	El Paso	15,147	Clear, 59F

Coach: Dennis Franchione
Captains: Justin Hall, Tuli Mateialona, Kenny Thomas, Ray Wilson

1994 (5-7 Overall, 4-4 WAC)

Opponent	Result	Date	Site	Attendance	Weather
Texas Tech	L, 31-37	Sept. 3	Lubbock	27,234	Clear, 84F
TCU	L, 29-44	Sept. 10	Albuquerque	27,957	Mostly Cloudy, 88F
SMU	L, 31-34	Sept. 17	Dallas	11,100	Sunny, 79F
Brigham Young	L, 47-49	Sept. 24	Provo	60,265	Sunny, 90F
Colorado State (21)	L, 31-38	Oct. 1	Albuquerque	29,236	Cloudy, 65F
Hawai'i	W, 38-21	Oct. 8	Honolulu	33,719	Mostly Sunny, 81F
San Diego State	L, 13-20	Oct. 15	Albuquerque	26,831	Cloudy^, 56F
New Mexico State	W, 56-31	Oct. 22	Las Cruces	26,528	Clear, 75F
Fresno State	W, 49-32	Oct. 29	Fresno	33,641	Clear, 65F
Utah (8)	W, 23-21	Nov. 5	Albuquerque	30,743	Sunny, 56F
Wyoming	L, 28-38	Nov. 12	Laramie	13,455	Overcast, 55F
UTEP	W, 25-21	Nov. 19	Albuquerque	19,472	Partly Cloudy^, 57F

Coach: Dennis Franchione
Captains: Stoney Case, Trent Coit, Dan Coverley, Alex Crowder, David Sloan

1995 (4-7 Overall, 2-6 WAC)

Opponent	Result	Date	Site	Attendance	Weather
Northern Arizona	W, 45-21	Sept. 2	Albuquerque	24,894	Sunny, 91F
Utah	L, 9-36	Sept. 16	Albuquerque	26,113	Mostly Cloudy, 75F
New Mexico State	W, 36-24	Sept. 23	Albuquerque	25,432	Mostly Cloudy, 70F
Air Force	L, 24-27	Sept. 30	Albuquerque	28,104	Clear, 67F
Fresno State	L, 34-51	Oct. 7	Fresno	33,544	-----
Hawai'i	W, 24-10	Oct. 14	Albuquerque	25,201	Clear, 76F
Colorado State	W, 22-14	Oct. 21	Fort Collins	28,901	Partly Cloudy, 68F
Texas Tech (22)	L, 7-34	Oct. 28	Albuquerque	25,088	Clear, 68F
San Diego State	L, 29-38	Nov. 4	San Diego	25,119	Hazy, 62F
Brigham Young	L, 14-31	Nov. 11	Albuquerque	22,851	Sunny, 52F
UTEP	L, 12-17	Nov. 18	El Paso	13,837	-----

Coach: Dennis Franchione
Captains: UNM's 12 seniors



All-Time Seasons

1996 (6-5 Overall, 3-5 WAC)

Opponent	Result	Date	Site	Attendance	Weather
New Mexico State	W, 28-7	Aug. 29	Las Cruces	21,874	Sunny, 80F
Northern Arizona	W, 49-33	Sept. 7	Albuquerque	24,892	Sunny, 81F
Central Florida	W, 17-7	Sept. 14	Albuquerque	18,317	Mostly Cloudy, 52F
Brigham Young (25)	L, 14-17	Sept. 21	Provo	63,587	Clear, 72F
TCU	W, 27-7	Sept. 28	Albuquerque	29,103	Mostly Clear, 74F
Rice	L, 21-38	Oct. 5	Houston	18,600	Rain, 69F
San Diego State	L, 42-48	Oct. 19	Albuquerque	27,444	Partly Cloudy, 70F
SMU	L, 31-52	Oct. 26	Dallas	24,024	Clear, 71F
Tulsa	W, 34-23	Nov. 2	Tulsa	19,897	Sunny, 47F
Utah	L, 24-31	Nov. 9	Albuquerque	22,241	
UTEP	W, 44-17	Nov. 23	Albuquerque	19,510	Rain, 50F

Coach: Dennis Franchione

Captains: Jeff Houghtaling, Blake Irwin, Daniel Johnson, Donald Sellers, Brandon Turner

1997 (9-4 Overall, 6-2 WAC Mountain)

WAC Mountain Division Champion

Opponent	Result	Date	Site	Attendance	Weather
Northern Arizona	W, 33-10	Aug. 31	Albuquerque	25,643	Overcast, 88F
New Mexico State	W, 61-24	Sept. 6	Albuquerque	28,464	Partly Cloudy, 87F
UTEP	W, 38-20	Sept. 13	El Paso	19,578	-----
Utah State	W, 25-22	Sept. 20	Logan	15,112	Cloudy, 50F
SMU	W, 22-15	Oct. 4	Albuquerque	33,128	Clear, 77F
San Diego State	W, 36-21	Oct. 11	San Diego	28,732	Clear, 70F
Rice	L, 23-35	Oct. 18	Albuquerque	37,156	Clear, 71F
Utah	L, 10-15	Oct. 25	Salt Lake City	28,129	Sunny, 43F
TCU	W, 40-10	Nov. 1	Fort Worth	20,017	Clear, 68F
Brigham Young	W, 38-28	Nov. 15	Albuquerque	30,363	Clear, 43F
Tulsa	W, 51-13	Nov. 22	Albuquerque	29,217	Clear, 54F
(25) Colorado State (20)	L, 13-41	Dec. 6	Las Vegas	12,706	Cloudy, 53F

(WAC Championship)

Arizona (Insight.com Bowl) L, 14-20 Dec. 27 Tucson, Ariz. 49,385 Clear, 47F

Coach: Dennis Franchione

Captains: Billy Austin, Blake Irwin, Graham Leigh, Scott McGarrahan, Chris Shelton

1998 (3-9 Overall, 1-7 WAC Pacific)

Opponent	Result	Date	Site	Attendance	Weather
Idaho State	W 38-9	Sept. 5	Albuquerque	28,260	Clear, 88F
Utah State	W 39-36 (3OT)	Sept. 12	Albuquerque	31,267	Clear, 84F
New Mexico State	L 27-28	Sept. 19	Las Cruces	22,625	Partly Cloudy, 91F
San Jose State	L 20-37	Sept. 26	San Jose	11,447	Rain, 59F
Air Force	L 14-56	Oct. 3	Colorado Springs	43,575	Partly Cloudy, 58F
UTEP	L 19-22	Oct. 10	Albuquerque	29,812	Clear, 78F
San Diego State	L 33-36 (OT)	Oct. 17	Albuquerque	26,187	Clear, 53F
Hawai'i	W 30-20	Oct. 24	Honolulu	25,234	Rain, 83F
Fresno State	L 20-28	Oct. 31	Albuquerque	21,027	Rain, 54F
Brigham Young	L 21-46	Nov. 7	Provo	64,118	Cloudy, 42F
Utah	L 7-41	Nov. 14	Albuquerque	22,281	Clear, 63F
Central Florida	L 6-38	Nov. 21	Orlando	19,025	Partly Cloudy, 75F

Coach: Rocky Long

Captains: Lennox Gordon, Graham Leigh, Brian Urlacher, Chris Wallace

1999 (4-7 Overall, 3-4 Mountain West)

Opponent	Result	Date	Site	Attendance	Weather
UTEP	L 10-13	Sept. 4	El Paso	41,136	Partly Cloudy, 88F
New Mexico State	L 28-35	Sept. 11	Albuquerque	33,707	Rain, 79F
Northern Arizona	W 45-14	Sept. 18	Albuquerque	22,079	Mostly Sunny, 72F
Boise State	L 9-20	Sept. 25	Boise	20,806	Clear, 71F
San Diego State	W 24-21	Oct. 9	San Diego	30,508	Clear, 88F
Brigham Young (20)	L 7-31	Oct. 16	Albuquerque	25,301	Rain, 68F
UNLV	W 27-6	Oct. 30	Albuquerque	21,854	Clear, 57F
Colorado State	L 22-36	Nov. 6	Albuquerque	26,710	Clear, 79F
Utah	L 7-52	Nov. 13	Salt Lake City	37,398	Sunny, 60F
Wyoming	L 28-42	Nov. 20	Laramie	15,223	Partly Cloudy, 44F
Air Force	W 33-28	Nov. 27	Albuquerque	21,013	Clear, 57F

Coach: Rocky Long

Captains: Jason Carson, Henry Stephens, Brian Urlacher, Martinez Williams

2000 (5-7 Overall, 3-4 Mountain West)

Opponent	Result	Date	Site	Attendance	Weather
Texas Tech	L, 3-24	Aug. 26	Lubbock	42,238	Clear, 93F
Boise State	L, 14-31	Sept. 2	Albuquerque	22,090	Sunny, 81F
Oregon State	W, 20-28	Sept. 9	Albuquerque	30,830	Partly Cloudy, 88F
New Mexico State	W, 16-13	Sept. 16	Las Cruces	23,087	Partly Cloudy, 93F
Northern Arizona	W, 35-28	Sept. 23	Albuquerque	21,553	Partly Cloudy*, 81F
Wyoming	W, 45-10	Sept. 30	Albuquerque	25,089	Cloudy, 80F
Colorado State	L, 14-17	Oct. 7	Fort Collins	27,507	Mostly Cloudy, 43F
Air Force	W, 29-23	Oct. 21	Colorado Springs	40,446	Partly Cloudy, 62F
Utah	W, 10-3	Oct. 28	Albuquerque	21,366	Partly Cloudy, 52F
San Diego State	L, 16-17	Nov. 4	Albuquerque	21,007	Rain, 49F
UNLV	L, 14-18	Nov. 11	Las Vegas	17,081	Cloudy, 57F
Brigham Young	L, 13-37	Nov. 18	Provo	62,308	Clear, 36F

Coach: Rocky Long

Captains: Mike Barnett, Jarrod Baxter, Henry Stephens

2001 (6-5 Overall, 4-3 Mountain West)

Opponent	Result	Date	Site	Attendance	Weather
UTEP	W, 26-6	Sept. 1	Albuquerque	41,771	Partly Cloudy, 83F
Texas Tech	L, 30-42	Sept. 8	Lubbock	48,724	Clear, 84F
Baylor	L, 13-16 (OT)	Sept. 22	Waco	38,398	Overcast, 83F
Utah	L, 16-37	Sept. 29	Salt Lake City	32,100	Mostly Sunny, 74F
Wyoming	W, 30-29	Oct. 6	Laramie	16,241	Mostly Sunny, 62F
Brigham Young (17)	L, 20-24	Oct. 13	Albuquerque	29,036	Clear, 59F
Air Force	W, 52-33	Oct. 27	Albuquerque	28,047	Partly Cloudy, 72F
San Diego State	W, 20-15	Nov. 3	San Diego	16,538	Overcast, 60F
UNLV	W, 27-17	Nov. 10	Albuquerque	27,107	Clear, 61F
Colorado State	L, 17-24	Nov. 17	Albuquerque	29,304	Sunny, 55F
New Mexico State	W, 53-0	Nov. 24	Albuquerque	32,343	Clear, 46F

Coach: Rocky Long

Captains: Jarrod Baxter, Rudy Caamano, Mohammed Konte, Brian Johnson, Jeremy Sorenson

2002 (7-7 Overall, 5-2 Mountain West)

Opponent	Result	Date	Site	Attendance	Weather
North Carolina State (25)	L, 14-34	Aug. 24	Raleigh	47,018	Partly Cloudy, 98F
Weber State	W, 38-24	Aug. 31	Albuquerque	35,765	Rain, 81F
Air Force	L, 31-38 (OT)	Sept. 7	Colorado Springs	36,620	Sunny, 82F
Baylor	W, 23-0	Sept. 14	Albuquerque	30,013	Cloudy, 72F
New Mexico State	L, 13-24	Sept. 21	Las Cruces	28,587	Sunny, 90F
Texas Tech	L, 0-49	Sept. 27	Albuquerque	35,111	Rain, 72F
UNLV	W, 25-16	Oct. 12	Las Vegas	21,205	Partly Cloudy, 81F
Utah State	L, 44-45 (OT)	Oct. 19	Logan	15,942	Sunny, 63F
Utah	W, 42-35 (2OT)	Oct. 26	Albuquerque	27,300	Overcast, 56F
San Diego State	W, 15-8	Nov. 9	Albuquerque	28,770	Clear***, 62F
Brigham Young	W, 20-16	Nov. 16	Provo	60,764	Partly Cloudy, 53F
Colorado State (20)	L, 14-22	Nov. 23	Fort Collins	30,215	Clear, 48F
Wyoming	W, 49-20	Nov. 30	Albuquerque	26,115	Clear, 52F
UCLA (Las Vegas Bowl)	L, 13-27	Dec. 25	Las Vegas	30,324	Clear, 50F

Coach: Rocky Long

Captains: Dwight Counter, Hebrews Josue, Casey Kelly, Charles Moss

2003 (8-5 Overall, 5-2 Mountain West)

Opponent	Result	Date	Site	Attendance	Weather
Texas State-San Marcos	W, 72-8	Aug. 30	Albuquerque	35,311	Sunny, 91F
Texas Tech	L, 28-42	Sept. 6	Lubbock	45,844	Partly Cloudy, 88F
Brigham Young	L, 7-10	Sept. 13	Albuquerque	33,606	Clear, 74F
Washington State (24)	L, 13-23	Sept. 20	Pullman	32,344	Sunny, 71F
New Mexico State	W, 24-17	Sept. 27	Albuquerque	44,075	Clear, 77F
Utah State	W, 34-7	Oct. 4	Albuquerque	31,435	Cloudy, 77F
San Diego State	W, 30-7	Oct. 18	San Diego	22,011	Partly Cloudy, 72F
Utah (23)	W, 47-35	Oct. 25	Salt Lake	37,288	Mostly Sunny, 49F
UNLV	L, 35-37	Nov. 1	Albuquerque	29,179	Cloudy/Rain, 65F
Colorado State	W, 37-34	Nov. 7	Albuquerque	37,133	Clear, 55F
Air Force	W, 24-12	Nov. 15	Albuquerque	35,132	Clear, 53F
Wyoming	W, 26-3	Nov. 22	Laramie	8,751	Blizzard/Snow, 9F

Oregon State (Las Vegas Bowl)L, 14-55 Dec. 24 Las Vegas 25,437 Cloudy, 58F

Coach: Rocky Long

Captains: Terrell Golden, Casey Kelly, Jason Lenzmeier, D.J. Renteria

2004 (7-5 Overall, 5-2 Mountain West)

Opponent	Result	Date	Site	Attendance	Weather
Washington State	L, 17-21	Sept. 3	Albuquerque	34,860	Rain, 79F
Texas Tech	W, 27-24	Sept. 11	Albuquerque	38,746	Partly Cloudy, 86F
Oregon State	L, 7-17	Sept. 18	Corvallis	35,950	Cloudy, 55F
New Mexico State	W, 38-3	Sept. 25	Las Cruces	31,214	Cloudy, 67F
Utah (14)	L, 7-28	Oct. 1	Albuquerque	40,182	Partly Cloudy, 69F
Air Force	L, 23-28	Oct. 9	Colorado Springs	36,369	-----
UNLV	W, 24-20	Oct. 16	Las Vegas	19,065	Cloudy, 74F
San Diego State	W, 19-9	Oct. 23	Albuquerque	37,287	Sunny, 58F
Colorado State	W, 26-17	Oct. 30	Fort Collins	24,573	Clear, 52F
Brigham Young	W, 21-14	Nov. 13	Provo	53,618	Cloudy, 44F
Wyoming	W, 16-9	Nov. 20	Albuquerque	35,333	Cloudy, 54F
Navy (Emerald Bowl)	L, 19-34	Dec. 30	San Francisco	30,563	Mostly Cloudy, 56F

Coach: Rocky Long

Captains: Josh Bazinet, DonTrell Moore, Nick Speegle, Claude Terrell

2005 (6-5 Overall, 4-4 Mountain West)

Opponent	Result	Date	Site	Attendance	Weather
UNLV	W, 24-22	Sept. 5	Albuquerque	37,533	Cloudy, 70F
Missouri	W, 45-35	Sept. 10	Columbia	50,701	Sunny, 87F
New Mexico State	W, 38-21	Sept. 17	Albuquerque	44,760	Sunny, 88F
UTEP	L, 13-21	Sept. 24	El Paso	50,425	Clear, 94F
TCU	L, 28-49	Oct. 1	Fort Worth	32,251	Clear, 90F
Brigham Young	L, 24-27	Oct. 8	Albuquerque	39,233	Cloudy, 70F
Wyoming	W, 27-24	Oct. 15	Laramie	21,453	Sunny, 65F
San Diego State	W, 47-23	Oct. 22	San Diego	26,670	Cloudy, 60F
Colorado State	L, 25-35	Oct. 28	Albuquerque	36,390	Mostly Sunny, 64F
Utah	W, 31-27	Nov. 12	Salt Lake City	36,746	Partly Cloudy, 46F
Air Force	L, 24-42	Nov. 19	Albuquerque	33,791	Partly Cloudy, 54

Coach: Rocky Long

Captains: Hank Baskett III, Mike Mohoric, DonTrell Moore, Marcus Parker



All-Time Seasons

2006 (6-7 Overall, 4-4 Mountain West)

Opponent	Result	Date	Site	Attendance	Weather
Portland State	L, 6-17	Sept. 2	Albuquerque	27,535	Rain, 69F
New Mexico State	W, 34-28	Sept. 9	Las Cruces	29,095	Partly Cloudy, 84F
Missouri	L, 17-27	Sept. 16	Albuquerque	27,806	Clear^, 76F
UTEP	W, 26-13	Sept. 23	Albuquerque	34,069	Sunny, 62F
Air Force	L, 7-24	Sept. 30	Colorado Springs	40,453	Sunny, 75F
Wyoming	L, 10-14	Oct. 7	Albuquerque	31,375	Thunderstorms, 70F
UNLV	W, 39-36 (OT)	Oct. 14	Las Vegas	16,456	Cloudy, 61F
Utah	W, 34-31	Oct. 19	Albuquerque	23,471	Clear, 54F
Colorado State	W, 20-19	Oct. 28	Fort Collins	22,011	Clear, 66F
TCU	L, 21-27	Nov. 11	Albuquerque	32,754	Clear, 56F
Brigham Young (23)	L, 17-42	Nov. 18	Provo	63,814	Mostly Sunny, 55F
San Diego State	W, 41-14	Nov. 25	Albuquerque	23,421	Clear, 57F
San Jose State (NM Bowl)	L, 12-20	Dec. 23	Albuquerque	34,111	Sunny, 39F

Coach: Rocky Long

Captains: Quincy Black, Cody Kase, Kole McKamey, Robert Turner

2007 (9-4 Overall, 5-3 Mountain West)

Opponent	Result	Date	Site	Attendance	Weather
UTEP	L, 6-10	Sept. 1	El Paso	43,326	Cloudy, 86F
New Mexico State	W, 44-34	Sept. 8	Albuquerque	41,033	Mostly Sunny, 85F
Arizona	W, 29-27	Sept. 15	Tucson	51,996	Rain, 81F
Sacramento State	W, 58-0	Sept. 22	Albuquerque	27,023	Partly Cloudy, 82F
Brigham Young	L, 24-31	Sept. 29	Albuquerque	34,204	Cloudy, 76F
Wyoming	W, 20-3	Oct. 13	Laramie	22,301	Overcast, 58F
San Diego State	W, 20-17	Oct. 20	San Diego	20,205	Clear, 64F
Air Force	W, 34-31	Oct. 25	Albuquerque	26,087	Clear, 72F
TCU	L, 0-37	Nov. 3	Fort Worth	28,369	Sunny, 73F
Colorado State	W, 26-23	Nov. 10	Albuquerque	27,031	Clear, 71F
Utah	L, 10-28	Nov. 17	Salt Lake City	43,788	Partly Cloudy, 64F
UNLV	W, 27-6	Nov. 24	Albuquerque	22,658	Partly Cloudy, 42F
Nevada (New Mexico Bowl)	W, 23-0	Dec. 22	Albuquerque	30,223	Clear, 34F

Coach: Rocky Long

Captains: Travis Brown, Cody Kase, Marcus Smith, OJ Swift

2008 (4-8 Overall, 2-6 Mountain West)

Opponent	Result	Date	Site	Attendance	Weather
TCU	L, 3-26	Aug. 30	Albuquerque	31,583	Mostly Cloudy, 77F
Texas A&M	L, 22-28	Sept. 6	Albuquerque	28,007	Sunny, 82F
Arizona	W, 36-28	Sept. 13	Albuquerque	32,337	Clear, 80F
Tulsa	L, 14-56	Sept. 20	Tulsa	30,000	Sunny, 81F
New Mexico State	W, 35-24	Sept. 27	Las Cruces	30,343	Partly Cloudy, 81F
Wyoming	W, 24-0	Oct. 4	Albuquerque	28,752	Rain, 68F
Brigham Young (8)	L, 3-21	Oct. 11	Provo	64,105	Cloudy, 39F
San Diego State	W, 70-7	Oct. 18	Albuquerque	26,695	Clear, 71F
Air Force	L, 10-23	Oct. 23	Colorado Springs	25,101	Clear, 42F
Utah (9)	L, 10-13	Nov. 1	Albuquerque	30,901	Partly Cloudy, 67F
UNLV	L, 20-27	Nov. 8	Las Vegas	13,154	Mostly Cloudy, 65F
Colorado State	L, 6-20	Nov. 15	Fort Collins	17,401	Sunny, 39F

Coach: Rocky Long

Captains: Zach Arnett, Rodney Ferguson, Donovan Porterie, Glover Quin

2009 (11-11 Overall, 1-7 Mountain West)

Opponent	Result	Date	Site	Attendance	Weather
Texas A&M	L, 6-41	Sept. 5	College Station	73,887	Rain, 90F
Tulsa	L, 10-44	Sept. 12	Albuquerque	30,051	Overcast, 79F
Air Force	L, 13-37	Sept. 19	Albuquerque	26,246	Overcast, 72F
New Mexico State	L, 17-20	Sept. 26	Albuquerque	35,248	Clear, 74F
Texas Tech	L, 28-48	Oct. 3	Lubbock	52,909	-----
Wyoming	L, 13-37	Oct. 10	Laramie	14,502	Snow, 15F
UNLV	L, 17-34	Oct. 24	Albuquerque	24,021	Partly Cloudy, 67F
San Diego State	L, 20-23	Oct. 31	San Diego	12,647	Clear, 77F
Utah (14)	L, 14-45	Nov. 7	Salt Lake City	45,051	Mostly Clear, 56F
Brigham Young (22)	L, 19-24	Nov. 14	Albuquerque	24,344	Cloudy, 47F
Colorado State	W, 29-27	Nov. 21	Albuquerque	21,751	Sunny, 56F
TCU (4)	L, 10-51	Nov. 28	Fort Worth	41,738	Sunny, 69F

Coach: Michael Locksley

Captains: Erik Cook, Victor James, Carmen Messina, Frankie Solomon

2010 (1-11 Overall, 1-7 Mountain West)

Opponent	Result	Date	Site	Attendance	Weather
Oregon (11)	L, 0-72	Sept. 4	Oregon	59,104	Mostly Sunny, 69F
Texas Tech	L, 17-52	Sept. 11	Albuquerque	25,734	Sunny, 82F
Utah (14)	L, 14-56	Sept. 18	Albuquerque	23,940	Partly Cloudy, 90F
UNLV	L, 10-45	Sept. 25	Las Vegas	16,961	Clear, 93F
UTEP	L, 20-37	Oct. 2	Albuquerque	22,511	Partly Cloudy, 82F
New Mexico State	L, 14-16	Oct. 9	Las Cruces	21,437	Clear, 82F
San Diego State	L, 20-30	Oct. 23	Albuquerque	16,488	Partly Cloudy, 58F
Colorado State	L, 14-38	Oct. 30	Fort Collins	18,266	Sunny, 73F
Wyoming	W, 34-31	Nov. 6	Albuquerque	18,017	Clear, 72F
Air Force	L, 23-48	Nov. 13	Colorado Springs	27,309	Mostly Cloudy, 36F
Brigham Young	L, 7-40	Nov. 20	Provo	59,077	Rain^, 48F
TCU (3)	L, 17-66	Nov. 27	Albuquerque	18,640	Sunny, 53F

Coach: Mike Locksley

Captains: Byron Bell, Mike Cannon, Seth Johannemann

2011 (1-11 Overall, 1-6 Mountain West)

Opponent	Result	Date	Site	Attendance	Weather
Colorado State	L, 10-14	Sept. 3	Albuquerque	21,454	Partly Cloudy, 92F
Arkansas (13)	L, 3-52	Sept. 10	Little Rock	52,606	Partly Cloudy, 81F
Texas Tech	L, 13-59	Sept. 17	Albuquerque	20,674	Cloudy/Lightning%, 75F
Sam Houston State	L, 45-48 (OT)	Sept. 24	Albuquerque	16,313	Sunny, 83F
New Mexico State	L, 28-42	Oct. 1	Albuquerque	30,091	Mostly Sunny, 79F
Nevada	L, 7-49	Oct. 15	Reno	15,369	Partly Cloudy, 74F
TCU	L, 0-69	Oct. 22	Fort Worth	33,833	Partly Cloudy, 77F
Air Force	L, 0-42	Oct. 29	Albuquerque	16,691	Sunny, 54F
San Diego State	L, 7-35	Nov. 5	San Diego	28,362	Partly Cloudy, 63F
UNLV	W, 21-14	Nov. 12	Albuquerque	14,937	Overcast, 54F
Wyoming	L, 10-31	Nov. 19	Laramie	14,959	Clear^, 27F
Boise State (8)	L, 0-45	Dec. 3	Boise	33,878	Cloudy, 37F

Coach: Mike Locksley / George Barlow

Captains: Bubba Forrest, B.R. Holbrook, Carmen Messina

2012 (4-9 Overall, 1-7 Mountain West)

Opponent	Result	Date	Site	Attendance	Weather
Southern	W, 66-21	Sept. 1	Albuquerque	28,450	Partly Cloudy, 92F
Texas (17)	L, 0-45	Sept. 8	Austin	100,990	Clear, 84F
Texas Tech	L, 14-49	Sept. 15	Lubbock	58,995	Cloudy, 65F
New Mexico State	W, 27-14	Sept. 22	Las Cruces	25,211	Clear, 85F
Boise State (24)	L, 29-32	Sept. 29	Albuquerque	28,270	Partly Cloudy, 77F
Texas State	W, 35-14	Oct. 6	Albuquerque	22,135	Partly Cloudy, 77F
Hawai'i	W, 35-23	Oct. 13	Honolulu	31,632	Partly Cloudy, 83F
Air Force	L, 23-28	Oct. 20	Colorado Springs	29,726	Partly Cloudy, 70F
Fresno State	L, 32-49	Oct. 27	Albuquerque	19,856	Sunny, 62F
UNLV	L, 7-35	Nov. 3	Las Vegas	12,835	Sunny, 73F
Wyoming	L, 23-28	Nov. 10	Albuquerque	17,839	Overcast^, 49F
Nevada	L, 24-31	Nov. 17	Albuquerque	17,290	Partly Cloudy, 60F
Colorado State	L, 20-24	Nov. 24	Fort Collins	12,286	Sunny, 49F

Coach: Bob Davie

Captains: Kasey Carrier, Joe Stoner, Ugo Uzodinma

2013 (3-9 Overall, 1-7 MW Mountain Division)

Opponent	Result	Date	Site	Attendance	Weather
UTSA	L, 13-21	Aug. 31	Albuquerque	26,532	Partly Cloudy, 92F
UTEP	W, 42-35 (OT)	Sept. 7	El Paso	34,907	Partly Sunny, 90F
Pittsburgh	L, 27-49	Sept. 14	Pittsburgh	40,249	Sunny, 58F
UNLV	L, 42-56	Sept. 28	Albuquerque	24,005	Sunny, 67F
New Mexico State	W, 66-17	Oct. 5	Albuquerque	29,712	Sunny, 61F
Wyoming	L, 31-38	Oct. 12	Laramie	22,853	Sunny, 58F
Utah State	L, 10-45	Oct. 19	Albuquerque	19,773	Clear, 60F
San Diego State	L, 30-35	Nov. 2	San Diego	35,890	Partly Cloudy, 66F
Air Force	W, 45-37	Nov. 8	Albuquerque	21,822	Clear, 56F
Colorado State	L, 42-66	Nov. 16	Albuquerque	19,376	Clear, 57F
Fresno State	L, 28-69	Nov. 23	Fresno	41,031	Partly Cloudy, 63F
Boise State	L, 17-45	Nov. 30	Boise	31,645	Cloudy, 41F

Coach: Bob Davie

Captains: Dallas Bollema, Kasey Carrier, Dillon Farrell, Jacori Greer

2014 (4-8 Overall, 2-6 MW Mountain Division)

Opponent	Result	Date	Site	Attendance	Weather
UTEP	L, 24-31	Aug. 30	Albuquerque	25,802	Partly Cloudy, 89F
Arizona State (17)	L, 23-58	Sept. 6	Albuquerque	25,742	Mostly Sunny, 80F
at New Mexico State	W, 38-35	Sept. 20	Las Cruces	24,651	Partly Cloudy, 82F
Fresno State	L, 24-35	Sept. 26	Albuquerque	21,005	Sunny, 77F
at UTSA	W, 21-9	Oct. 4	San Antonio	30,419	Indoors
San Diego State	L, 14-24	Oct. 10	Albuquerque	19,497	Rain, 60F
at Air Force	L, 31-35	Oct. 18	Colorado Springs	25,017	Partly Cloudy, 59F
at UNLV	W, 31-28	Nov. 1	Las Vegas	13,419	Mostly Sunny, 70F
Boise State	L, 49-60	Nov. 8	Albuquerque	21,089	Sunny, 59F
at Utah State	L, 21-28	Nov. 15	Logan	19,591	Snow, 28F
at Colorado State (22)	L, 20-58	Nov. 22	Ft. Collins	22,131	Partly Cloudy, 43F
Wyoming	W, 36-30	Nov. 29	Albuquerque	18,489	Sunny, 61F

Coach: Bob Davie

Captains: LaMar Bratton, Dakota Cox, Cole Gautsche



All-Time Seasons

2015 (7-6 Overall, 5-3 MW Mountain Division)

Opponent	Result	Date	Site	Attendance	Weather
Mississippi Valley St.	W, 66-0	Sept. 5	Albuquerque	21,930	Rain, 79F
Tulsa	L, 21-40	Sept. 12	Albuquerque	24,167	Sunny, 90F
at Arizona State	L, 10-34	Sept. 18	Tempe, Ariz.	43,310	Partly Cloudy, 96F
at Wyoming	W, 38-28	Sept. 26	Laramie, Wyo.	18,723	Sunny, 77F
New Mexico State	W, 38-29	Oct. 3	Albuquerque	30,900	Partly Cloudy, 74F
at Nevada	L, 17-35	Oct. 10	Reno, Nev.	20,426	Sunny, 82F
Hawai'i	W, 28-27	Oct. 17	Albuquerque	20,451	Partly Cloudy, 72F
at San Jose State	L, 21-31	Oct. 24	San Jose, Calif.	11,646	Partly Cloudy, 78F
Utah State	W, 14-13	Nov. 7	Albuquerque	19,886	Sunny, 52F
at Boise State	W, 31-24	Nov. 14	Boise, Idaho	32,780	Clear, 55F
Colorado State	L, 21-28	Nov. 21	Albuquerque	21,643	Sunny, 52F
Air Force	W, 47-35	Nov. 28	Albuquerque	18,868	Cloudy, 40F
Arizona (Gildan NM Bowl)	L, 37-45	Dec. 19	Albuquerque	30,289	Cloudy, 38F

Coach: Bob Davie

Captains: Lamar Jordan, Dakota Cox, Reece White

2016 (9-4 Overall, 6-2 MW Mountain Division)

Mountain Division Champions

Opponent	Result	Date	Site	Attendance	Weather
South Dakota	W, 48-21	Sept. 5	Albuquerque	20,221	Sunny, 82F
at New Mexico State	L, 31-32	Sept. 12	Las Cruces	17,852	Sunny, 82F
at Rutgers	L, 28-37	Sept. 18	Piscataway, N.J.	39,680	Sunny, 81F
San Jose State	W, 48-41	Sept. 26	Albuquerque	19,852	Sunny, 77F
Boise State	L, 21-49	Oct. 3	Albuquerque	20,090	Clear, 66F
vs. Air Force	W, 45-40	Oct. 10	Dallas, Texas	18,756	Partly Cloudy, 85F
ULM	W, 59-17	Oct. 17	Albuquerque	18,099	Partly Cloudy, 70F
at Hawai'i	W, 28-21	Oct. 24	Honolulu, Haw.	23,964	Rain, 76F
Nevada	W, 35-26	Nov. 7	Albuquerque	17,290	Lightning/Rain%, 55F
at Utah State	W, 24-21	Nov. 14	Logan, Utah	15,212	Partly Cloudy, 50F
at Colorado State	L, 31-49	Nov. 21	Ft. Collins, Colo.	29,133	Clear, 30F
Wyoming	W, 56-35	Nov. 28	Albuquerque	16,698	Overcast, 50F
UTSA (Gildan NM Bowl)	W, 23-20	Dec. 19	Albuquerque	29,688	Partly Cloudy, 42F

Coach: Bob Davie

Captains: Lamar Jordan, Dakota Cox, Austin Apodaca, Daniel Henry

2017 (3-9 Overall, 1-7 MW Mountain Division)

Opponent	Result	Date	Site	Attendance	Weather
Abilene Christian	W, 38-14	Sept. 2	Albuquerque	21,475	Hazy, 91F
New Mexico State	L, 28-30	Sept. 9	Albuquerque	32,427	Mostly Cloudy, 88F
at Boise State	L, 14-28	Sept. 14	Boise, Idaho	28,385	Partly Cloudy, 70F
at Tulsa	W, 16-13	Sept. 23	Tulsa, Okla.	18,026	Partly Cloudy, 87F
Air Force	W, 56-38	Sept. 30	Albuquerque	21,864	Lightning/Rain%, 68F
at Fresno State	L, 0-38	Oct. 14	Fresno, Calif.	28,090	Clear, 70F
Colorado State	L, 24-27	Oct. 21	Albuquerque	17,358	Clear, 56F
at Wyoming	L, 3-42	Oct. 28	Laramie, Wyo.	18,249	Mostly Sunny, 50F
Utah State	W, 10-24	Nov. 4	Albuquerque	19,293	Mostly Cloudy, 68F
at Texas A&M	L, 14-55	Nov. 11	College Station, Tex.	99,051	Clear, 72F
UNLV	L, 35-38	Nov. 17	Albuquerque	14,744	Mostly Cloudy, 58F
at San Diego State	L, 10-35	Nov. 24	San Diego, Calif.	28,978	Sunny, 86F

Coach: Bob Davie

Captains: Lamar Jordan, Blaise Fountain, Jake Rothschilder, Alex Hart

2018 (3-9 Overall, 1-7 MW Mountain Division)

Opponent	Result	Date	Site	Attendance	Weather
Incarinate Word	W, 62-30	Sept. 1	Albuquerque	18,213	Cloudy, 74F
at Wisconsin (5)	L, 14-45	Sept. 8	Madison	77,003	Partly Cloudy, 64F
at New Mexico State	W, 42-25	Sept. 15	Las Cruces	20,673	Clear, 86F
Liberty	L, 43-52	Sept. 29	Albuquerque	18,804	Sunny, 82F
at UNLV	W, 50-14	Oct. 6	Las Vegas	18,949	Cloudy, 77F
at Colorado State	L, 18-20	Oct. 13	Ft. Collins	36,514	Cloudy, 63F
Fresno State	L, 7-38	Oct. 20	Albuquerque	16,708	Clear, 67F
at Utah State	L, 19-61	Oct. 27	Logaan	16,119	Sunny, 66F
San Diego State	L, 23-31	Nov. 3	Albuquerque	14,646	Clear, 50F
at Air Force	L, 24-42	Nov. 10	Colorado Springs	23,723	Sunny, 56F
Boise State (23)	L, 14-45	Nov. 16	Albuquerque	16,883	Clear, 48F
Wyoming	L, 3-31	Nov. 24	Albuquerque	14,269	Sunny, 61F

Coach: Bob Davie

Captains: Aaron Jenkins, Alex Hart

2019 (2-10 Overall, 0-8 MW Mountain Division)

Opponent	Result	Date	Site	Attendance	Weather
Sam Houston State	W, 39-31	Aug. 31	Albuquerque	13,749	Sunny, 97F
at Notre Dame (7)	L, 14-66	Sept. 14	South Bend	77,622	Sunny, 75F
New Mexico State	W, 55-52	Sept. 21	Albuquerque	27,269	Sunny, 77F
at Liberty	L, 10-17	Sept. 28	Lynchburg	17,101	Partly Cloudy, 78F
at San Jose State	L, 21-32	Oct. 4	San Jose	16,119	Clear, 62F
Colorado State	L, 21-35	Oct. 11	Albuquerque	15,393	Sunny, 58F
at Wyoming	L, 10-23	Oct. 19	Laramie	22,884	Mostly Cloudy, 45F
Hawai'i	L, 31-45	Oct. 26	Albuquerque	12,617	Sunny, 67F
at Nevada	L, 10-21	Nov. 2	Reno	15,631	Clear, 55F
at Boise State	L, 9-42	Nov. 9	Boise	31,492	Mostly Clear, 43F
Air Force	L, 22-44	Nov. 23	Albuquerque	13,844	Sunny, 51F
Utah State	L, 25-38	Nov. 30	Albuquerque	11,611	Sunny, 39F

Coach: Bob Davie

Captains: Alex Hart, Trent Sellers, Aaron Blackwell, Kyle Stapley

2020 (2-5 Overall, 2-5 Mountain West)

Opponent	Result	Date	Site	Attendance	Weather
at San Jose State	L 21-38	Oct. 31	San Jose	0	Sunny, 78F
at Hawai'i	L 33-39	Nov. 7	Honolulu	0	Partly Cloudy, 82F
Nevada	L 20-27	Nov. 14	Las Vegas	250	Sunny, 66F
at Air Force	L 0-28	Nov. 20	Colorado Springs	100	Mostly Cloudy, 37F
at Utah State	L 27-41	Nov. 26	Logan	198	Overcast, 32F
Wyoming	W 17-16	Dec. 5	Las Vegas	250	Clear, 45F
Fresno State	W 49-39	Dec. 12	Las Vegas	250	Clear, 48F

Coach: Danny Gonzales

Captains: UNM's 12 seniors

2021 (3-9 Overall, 1-7 Mountain West)

Opponent	Result	Date	Site	Attendance	Weather
Houston Baptist	W 27-17	Sept. 2	Albuquerque	15,908	Sunny, 82F
New Mexico State	W 34-25	Sept. 11	Albuquerque	28,470	Sunny, 93F
at Texas A&M (5)	L 0-34	Sept. 18	College Station	98,780	Sunny, 85F
at UTEP	L 13-20	Sept. 25	El Paso	15,069	Cloudy, 81F
Air Force	L 10-38	Oct. 2	Albuquerque	13,158	Cloudy, 72F
at San Diego State	L 7-31	Oct. 9	Carson	8,387	Sunny, 69F
Colorado State	L 7-36	Oct. 16	Albuquerque	15,403	Sunny, 67F
at Wyoming	W 14-3	Oct. 23	Laramie	20,133	Sunny, 53F
UNLV	L 17-31	Nov. 6	Albuquerque	14,007	Sunny, 73F
at Fresno State	L 7-34	Nov. 13	Fresno	35,020	Hazy, 62F
at Boise State	L 0-37	Nov. 20	Boise	28,542	Sunny, 39F
Utah State	L 10-35	Nov. 26	Albuquerque	11,046	Sunny, 39F

Coach: Danny Gonzales

Captains: Terry Wilson, Jerrick Reed II, Kyle Stapley, Joey Noble

2022 (2-10 Overall, 0-8 Mountain West)

Opponent	Result	Date	Site	Attendance	Weather
Maine	W 41-0	Sept. 3	Albuquerque	15,166	Cloudy, 80F
Boise State	L 14-31	Sept. 9	Albuquerque	16,157	Cloudy, 83F
UTEP	W 17-10	Sept. 17	Albuquerque	15,269	Clear, 88F
at LSU	L 0-38	Sept. 24	Baton Rouge	100,501	Sunny, 93F
at UNLV	L 20-31	Sept. 30	Las Vegas	21,605	Indoors
Wyoming	L 14-27	Oct. 8	Albuquerque	14,226	Cloudy, 61F
at New Mexico State	L 9-21	Oct. 15	Las Cruces	20,132	Sunny, 80F
Fresno State	L 9-41	Oct. 22	Albuquerque	14,667	Cloudy, 73F
at Utah State	L 10-27	Nov. 5	Logan	14,154	Cloudy, 40F
at Air Force	L 3-35	Nov. 12	Colorado Springs	20,827	Clear, 42F
San Diego State	L 10-34	Nov. 18	Albuquerque	14,309	Clear, 30F
at Colorado State	L 0-17	Nov. 25	Fort Collins	20,107	Sunny, 56F

Coach: Danny Gonzales

Captains: UNM's 12 seniors

2023 (4-8 Overall, 2-6 Mountain West)

Opponent	Result	Date	Site	Attendance	Weather
at Texas A&M	W 10-52	Sept. 2	College Station	97,560	Sunny, 99F
Tennessee Tech	W 56-10	Sept. 9	Albuquerque	17,279	Cloudy, 90F
New Mexico State	L 17-27	Sept. 16	Albuquerque	27,414	Clear, 80F
at UMass	W (OT) 34-31	Sept. 23	Amherst	8,298	Cloudy, 62F
at Wyoming	L 26-35	Sept. 30	Laramie	25,478	Sunny, 75F
San Jose State	L 24-52	Oct. 14	Albuquerque	13,027	Sunny, 72F
Hawai'i	W 42-21	Oct. 21	Albuquerque	13,723	Sunny, 82F
at Nevada	L 24-34	Oct. 28	Reno	13,083	Clear, 37F
UNLV	L 14-56	Nov. 4	Albuquerque	12,353	Clear, 74F
at Boise State	L 14-52	Nov. 11	Boise	34,076	Clear, 49F
at Fresno State	W 25-17	Nov. 18	Fresno	38,569	Rain, 57F
Utah State	L (2OT) 41-44	Nov. 24	Albuquerque	12,094	Sunny, 42F

Coach: Danny Gonzales

Captains: UNM Seniors

Totals: 499-641-31 overall

Home: 336-276-17

Road: 158-354-13

Neutral: 5-11-1

%denotes lightning delay during or prior to the game

^denotes wind over 25 MPH

^^denotes wind over 30 MPH

^^^denotes wind over 40 MPH



UNM Administration

GARNETT S. STOKES PRESIDENT



Garnett S. Stokes was installed as the 23rd president of The University of New Mexico on May 12, 2018. She is the first woman to hold the post in the university's history.

A tireless advocate for a transformative student experience, an empowered faculty, and a campus culture of continuous improvement, Stokes brings to New Mexico's premiere R1 university more than four decades of experience and enthusiasm—as well as the unflagging energy needed to ensure The University of New Mexico thrives as a great place to work, live, and learn.

Shortly after taking office in 2018, Stokes journeyed on an unprecedented statewide "listening tour," covering 4,300 miles as she travelled through all 33 of New Mexico's diverse counties. Her meetings with thousands of New Mexicans—hearing their stories, and learning of their hopes and expectations—helped frame her immediate presidential priorities of promoting campus safety, supporting student veterans, and advancing the University's mission of world-class research. Stokes continues to hold regular office hours, routinely engaging with faculty, staff, and students for their input and commentary.

Throughout her distinguished career as an educator and leader, Stokes has been praised for her commitment to building outstanding leadership teams dedicated to student success. At UNM, she continues in this tradition, hiring diverse and talented leaders from across the nation to fill key roles at the university, including the Executive Vice President for Health Sciences, Provost and Executive Vice President for Academic Affairs, Senior Vice President for Finance and Administration, Vice President for Enrollment and Management, and Vice President for Equity and Inclusion.

Under Stokes's leadership, UNM has embarked on a journey of academic excellence, self-reflection, and collaborative problem-solving to identify effective ways to make the University of New Mexico a better and more engaging place to learn, work, and live. Since her arrival, UNM has received the Carnegie Community Engagement Classification, a designation that indicates institutional commitment to community engagement, and one of only 119 institutions to earn such a designation. UNM is also among the highest number of Fulbright awardees in the country.

As president, Stokes has worked tirelessly to seamlessly coordinate UNM's core missions of conducting top-tier research, compassionate and quality health care and health services, and providing access to a quality education for one of the most diverse student populations in the nation. She has made it a priority to promote and support collaborative efforts of the UNM community that benefit the entire State of New Mexico. In collaboration with the Board of Regents, she continues to strengthen relationships with key stakeholders to advance UNM's mission.

In February 2019, Stokes announced the UNM Grand Challenges, calling on researchers across disciplines to address problems of global, national and regional significance. After receiving proposals from research teams across UNM's campuses, Stokes chose to focus on three key areas as part of the newly-established UNM Grand Challenges: Sustainable Water Resources, Successful Aging, and Substance Use Disorders. She charged researchers with developing goals that enable multiple paths towards solutions and that are relevant across varied disciplines and communities. Since 2019, Grand Challenges teams have generated more than \$20 million in funding, and continue to implement education and community outreach events and initiatives to improve lives around the State of New Mexico.

Prior to her arrival at UNM, Stokes served as interim chancellor, provost and executive vice chancellor for academic affairs at the University of Missouri, and was provost and executive vice president for academic affairs and interim president at Florida State University. She has also been a faculty member, chair of the department of psychology, and dean of the Franklin College of Arts and Sciences at the University of Georgia.

A first-generation college graduate, Stokes earned her B.A. in psychology from Carson-Newman College in Jefferson City, Tennessee, and M.S. and Ph.D. degrees from the University of Georgia in industrial/organizational psychology. For nearly three decades, she served as a professor in the psychology department at the University of Georgia, including seven years as dean of UGA's Franklin College of Arts and Sciences.

Her husband, Dr. Jeff Younggren, is a forensic psychologist and a retired Colonel in the U.S. Army. They have two children and four grandchildren. President Stokes and Dr. Younggren reside on campus at University House.



DAVID WILLIAMS INTERIM VP/DIRECTOR OF ATHLETICS

David Williams joined the Lobo family on January of 2019, and he currently serves as Interim Vice President/Director of Athletics, a position he assumed in August of 2024. Previously, he served as the Deputy A.D. and Deputy A.D. for External Affairs.

With UNM, Williams oversees UNM's external departments including ticketing, marketing, communications and licensing. Williams also oversees several sports including football and men's basketball. He also handles many of the day-to-day duties of the athletic department.

Williams was instrumental in the 2020-21 academic year when Lobo Football played its entire season in Las Vegas, Nevada. He works closely in the Name, Image, and Likeness space, allowing UNM to become a leader among Group of 5 schools. He also oversaw UNM athletics' move into a new office space in the Student Support and Services Building and has tackled a variety of special projects for the department and university.

Williams is a veteran of over 30 years in collegiate athletics, and he brings a wide variety of experience, not only at all levels of collegiate athletics, but also in duties. His career has included 13 years as a Division II Athletic Director and 20 years in upper level administration as well as 10 years as a collegiate coach.

In his time with UNM, Williams has handled several transitions on the external side, including UNM's change to the Paciolan ticketing system, of which UNM earned "Newcomer Of The Year" honors. Williams also helped spearhead UNM's contract with new website provider WMT and a new contract and online store with apparel provider Zia Graphics.

With South Dakota, Williams worked his entire tenure with Athletic Director Dave Herbst, and he oversaw many facets of the Coyotes athletic department, with specific responsibilities of football and men's basketball program oversight as well as revenue generation.

Regarding USD's program successes, they were plentiful. The men's basketball team was one of eight teams to win a conference championship during his tenure in Vermillion, and the school were winners of the Women's All-Sport Trophy three times. The USD football team also was an FCS playoff qualifier in 2017. The men's and women's basketball teams win the 2016 Community Helping Hands Award from the School Administrators of the State of South Dakota. As a department, USD twice won the Summit League Sportsmanship Award (in 2016-17 and 2017-18), accumulating over 3,000 total hours of community service in 2016-17.

Williams was part of a fundraising team that included USD's President, A.D., Sr. Associate A.D. and foundation board to fund \$72 million in athletic facility improvements, including 13 gifts over \$1 million. Major facilities built include the Sanford Coyote Sports Center, the First Bank and Trust Soccer Complex and the Lillibridge Track Complex, all completed in 2016.

Additionally, USD had \$26 million approved for improvements and renovations for the DakotaDome, with \$14 million already raised. Williams has also served as the lead for several external contracts including external rights holders, ticketing and apparel. He also has served as the lead administrator on several coaching searches, including working with consulting firms for the hiring of USD's football and men's basketball coach. He also has served as the department's liaison with several on campus constituencies, including the Office of the President, Academic Affairs, Student Affairs, Finance and Budget, Facilities and Services, General Counsel, the USD Alumni Association and the USD Foundation.

Williams was involved with the Division II Athletic Directors Association's board for over six years, including three at the President. While the President, he co-authored "Division II Model Athletic Department", a document still used today by the NCAA as they assist colleges and universities seeking to transition from NAIA to NCAA Division II.

He came to USD after a 13-year run in Division II as the director of athletics at three highly regarded institutions. He got his start at Wisconsin-Parkside, serving for eight years from 2000-08 before moving onto Missouri Western for three years (2008-11) and then Kentucky Wesleyan for two (2011-13).

His time at Kentucky Wesleyan was busy over his two years, a period that saw the installation of the university's inaugural Hall of Fame Class, which was established under his tenure. The school also signed an apparel and footwear contract for all 17 Panther teams. During his time KWC became a charter member of the Great Midwest Athletic Conference.

He went to Kentucky Wesleyan after a successful three-year stint at Missouri Western. With MWSU, approximately \$19 million in funding was secured to build a 118,000 square-foot indoor practice facility, new practice fields and 2,000-seat football stadium expansion. That led to Missouri Western becoming the new summer conditioning home of the NFL's Kansas City Chiefs, a move which in turn gave MWSU massive media attention and visitor traffic.

Additionally, Missouri Western twice joined with the city of St. Joseph to co-host the Division II Women's Basketball National Championship as well as the Division II Softball Championship.

At Missouri Western, the Griffs won a national award for "Night Out on the Griffs, a community engagement event. The Griffs won an MIAA award for surpassing the graduation rate of the general student body by the largest percentage, which was 31%.

The beginnings of Williams' administrative career came as Wisconsin-Parkside. He started as the assistant A.D. for marketing and operations before rising the athletic director in 2000. Over his eight years at the helm of the Ranger athletic program, Williams played a pivotal role in many facility improvements, including a \$12 million expansion of UWP's Sports and Activities Center, an upgrade that included state-of-the-art scoreboards, and the region's first video board. Additional facility improvements upgraded both baseball and softball facilities with new dugouts, seating and scoreboard.

Williams has a coaching background, serving as both an assistant basketball coach at Wisconsin-Parkside as well as the head men's golf coach. He also was an assistant men's basketball coach at North Dakota State. It was at NDSU that he earned a master's in Education Administration in 1995. He earned a bachelor's in Education from Augustana (Ill.) in 1991.

He and his wife, Dr. Suzanne Williams, have three children; Cooper, Carter and Caden. William's wife Suzanne is an assistant professor of Kinesiology and Sport Management at USD.

UNM Board of Regents



Kimberly Rael
Chair



Jack Fortner
Vice Chair



Robert Schwartz
Secretary
Treasurer



Paul Blanchard



William H. Payne



Paula Tackett



Victor Reyes
Student Regent

Media Coverage

PRINT

Albuquerque Journal

Lucas Peerman, Sports Editor
Sean Reider, Beat Writer (sreider@abqjournal.com)
P.O. Drawer J
Albuquerque, NM 87103
Phone: (505) 823-3900
FAX: (505) 823-3998
website: www.abqjournal.com

Santa Fe New Mexican

Will Webber (www.webber@sfnwmexican.com)
202 E. Marcy St.
Santa Fe, NM 87501
Phone: (505) 983-3303

Associated Press

Glen Rosales (rosalesabq@aol.com)
5130 San Francisco NE, Suite A
Albuquerque, NM 87109
Phone: (505) 822-9022
FAX: (505) 828-0310

Rio Rancho Observer

TBA
1594 Sara Rd., Suite D
Rio Rancho, NM 87124
Phone: (505) 892-8080
FAX: (505) 892-5719

Daily Lobo

Thomas Bulger, Sports Editor
(sports@dailylobo.com)
Marron Hall-UNM
Albuquerque, NM 87131
Phone: (505) 277-7527
FAX: (505) 277-6228
website: www.dailylobo.com

RADIO

Lobo Radio Network

Robert Portnoy (play-by-play)
unmlobosradio@yahoo.com
Phone: (505) 307-6971
DonTrell Moore (analyst)
dmoore_22@yahoo.com

KOB-AM (770 AM)

500 4th St., NW
Albuquerque, NM 87102-2102
Phone: (505) 767-6700
FAX: (505) 767-6711/6767
website: www.770kob.com

KNML/The Sports Animal (610 AM)

Jeff Siembieda - The Opening Drive
(jeffrey.c.siembieda@espn.com)
J.J. Buck - The Opening Drive
(jj.buck@cumulus.com)
Fred Slow - Two Men On
(fred.slow@cumulus.com)
Van Nunley - Two Men On
(van.nunley@cumulus.com)
500 4th St., NW
Albuquerque, NM 87102-2102
Phone: (505) 767-6700
FAX: (505) 767-6711
website: www.610thesportsanimal.com

KQTM (101.7 FM) The TEAM

Joe O'Neill (joe@1017theteam.com)
4131 Barbara Loop SE, Ste 202
Rio Rancho, NM 87124
Phone: (505) 338-1414
www.1017theTeam.com

KUNM (89.9 FM)

Onate Hall / 3rd Floor North
Albuquerque, NM 87131
Phone: (505) 277-4806

TELEVISION

KOB-TV (NBC, Channel 4)

Lee Faria (LFaria@kob.com)
P.O. Box 1351
Albuquerque, NM 87103
Phone: (505) 764-2450
FAX: (505) 764-2456
website: www.kobtv.com

KRQE-TV (CBS, Channel 13)

Van Tate (van.tate@krqe.com)
Jared Chester (jared.chester@krqe.com)
Brad Benson (bradley.benson@krqe.com)
Phone: (505) 767-9411
P.O. Box 1294
Albuquerque, NM 87125
Phone: (505) 764-9411
FAX: (505) 842-8483
website: www.krqe.com

KOAT-TV (ABC, Channel 7)

Ron Burke (ron.burke@hearst.com)
Natalie Bode (natalie.bode@hearst.com)
P.O. Box 25982
Albuquerque, NM 87125
Phone: (505) 884-6330
FAX: (505) 884-6282
website: www.koat.com



Media Information

WWW.GOLOBOS.COM

THE OFFICIAL SITE OF NEW MEXICO ATHLETICS

GoLobos.com is the official web site for New Mexico Athletics and your leading resource for information on Lobo Football. Fans can find everything they need on GoLobos.com, including tickets, schedules and updates on any and everything involving Lobo Football. The 2022 season marks the third with WMT, UNM's web hosting company. Exciting features on the site include:

- Video Clips on LOBO TV
- Free Live Audio Streaming
- Free Live Video Streaming of Selected Games
- Printable and Downloadable Schedules
- Live and Archived Press Conference Footage
- Archives of the Lobo Coaches TV and Radio Shows
- Purchase and Print Tickets Online
- Lobos Photo Store
- Live Stats
- Media Guide and Game Notes



FACEBOOK.COM/NEWMEXICOLOBOS



TWITTER.COM/UNMLLOBOS



INSTAGRAM.COM/UNMLOBOATHLETICS

MEDIA

The University of New Mexico football team gets extensive media coverage on a daily basis from the Albuquerque Journal, Daily Lobo, numerous radio outlets, including flagship station 770 Kkob-AM, and three network television stations covering the beat.

LOBOS ON THE RADIO

Every New Mexico game is broadcast over the 18-station Lobo Radio Network, spearheaded by flagship 770 Kkob-AM, at 50,000 watts one of the largest stations in America in terms of geographical penetration. Kkob is also simulcast on 94.5 FM, because it really is better on the FM. Fans outside of Kkob's listening audience can also receive the games over the Internet at www.GoLobos.com with UNM's free audio stream.


In addition to 770 Kkob, the Lobos can also be heard state-wide on the Lobo Radio Network. The Lobo Radio Network currently consists of 18 stations in New Mexico, including:

	Call Letters	Freq
Albuquerque	KKOB-AM	770/94.5
Aztec	KLJH-FM	96.1
Bloomfield	KLJH-2	107.1
Farmington	KLJH-FM	107.1
Farmington	KLJH-FM	96.1
Farmington	KLJH-1	107.1
Gallup	KYVA-AM	1230
Gallup	KYVA-AM	94.9
Grants	KMIN-AM	980
Hobbs	KWMW-FM	105.1
Las Vegas	KBQL-FM	92.7
Mancos, CO	KLJH-FM	107.9
Pagosa Springs, CO	KLJH-FM	98.3
Santa Fe	KVSF-AM	1400
Ruidoso	KWMW-FM	99.1
Ruidoso	KRUI-AM	1490
Socorro	KYRN-FM	102.1
Window Rock, AZ	KLJH-FM	92.3

LOBOS ON TELEVISION

Television trucks at UNM park below the West Press Box in the Stadium West parking lot. Workers for TV park in Baseball East or Baseball South lots, where UNM media also park.

The television broadcast center is located in the top level of the West Press Box, which is one of the best broadcast views in all of the West, with the scenic Sandia Mountains beyond the stadium.



New Mexico Athletic Communications Wins First Super-11 Award in 2021

Three first-time winners, including The University of New Mexico, and eight previous ones comprise the 13th Annual Super 11 Awards, which the Football Writers Association of America rewards annually to the best performing sports information departments in the Football Bowl Subdivision. The awards announced this week are for the 2021 season.

In addition, the FWAA presented a Super 11 Coach of the Year Award to Boston College Coach Jeff Hafley who granted outstanding access to his program during the 2021 season. He is the fourth head coach to win this award, which began with the 2018 season.

The award for New Mexico is its first Super 11 Award, and it is the first time that the Lobo communications office has been honored for press operations in football since 1988 under former director Greg Remington.

"It's a big honor and recognition for the entire external staff at UNM," said Assistant A.D. for Communications Frank Mercogliano, who oversees football communications. "This reflects Coach Gonzales and how he runs his program. He runs a very open program with tremendous access, which makes our jobs on the external team easy."

The Lobo communications team for 2021 was Frank Mercogliano, Steve Kirkland, Allison Weiss and Alma Solis, and the external team also consisted of Stanley Frazier, Chase Christiansen, Drew Patterson, Jonathan Tibbetts and Corie Apodaca. Joe Thuente served as the Associate A.D. for Marketing and Communications and oversaw the entire external team.

This year's winners were deemed to have had excellent accessibility during the week of the game and after the game – with a program's players, coaches and assistant coaches.

FWAA members provided input during the season and made comments in an FWAA Awards survey after the 2021 season. In addition, SID press boxes were judged on how well they were run and maintained in terms of neutrality, pool reporters and noise level that could affect a media person's ability to do his or her job. In recent years, the availability of nearby press parking has become a plus.



This is the Mountain West

THIS IS THE MOUNTAIN WEST

From its inception in 1999, the Mountain West has been committed to excellence in intercollegiate athletics, while promoting the academic missions of its member institutions. Progressive in its approach, the MW continues to cultivate opportunities for student-athletes to compete at the highest level while fostering academic achievement and sportsmanship. Now in its 26th year, the MW has been assertive in its involvement with the NCAA governance structure and has taken a leadership role in the overall administration of intercollegiate athletics.

The Mountain West has marked several achievements during its first 25 years, most notably becoming the first to establish a sports television network dedicated solely to an intercollegiate athletic conference (The Mtn.). The Mountain West also was the first to experiment with the coaches' challenge in the college football instant replay system and was the first non-automatic-qualifying BCS conference to participate in four BCS bowl games, winning three. In the inaugural year of the new College Football Playoff system, Boise State earned the automatic slot into a New Year's Six bowl game as the highest-ranked champion from the Group of Five 5 conferences. The Broncos defeated then 10th-ranked Arizona 38-30 in the VIZIO Fiesta Bowl. In 2011-12, the Mountain West was among the first conferences to implement a league-wide state-of-the-art basketball instant replay system.

Changes in the NCAA governance structure set the table for another Conference first, when two members of the MW Student-Athlete Advisory Committee (SAAC) were included in the June 2014 meeting of the Mountain West Board of Directors. New Mexico track and field athlete Kendall Spencer, the national chair of the 2014-15 NCAA Division I Student-Athlete Advisory Committee, and Air Force Academy volleyball player Emma Dridge joined the BOD members in this historic meeting to advance the discussion on student-athlete involvement in the NCAA and MW governance structure. For the last 10 academic years, MW student-athletes have participated in monthly membership calls and have joined MW administrators in the annual Joint Council Spring Meetings in Arizona.

The Mountain West is well-represented within the NCAA governance structure, including individuals who were appointed to serve on committees tasked with managing the day-to-day business of Division I athletics. Kendall Spencer, the former chair of the DI Student-Athlete Advisory Committee and a UNM track & field athlete, was the first student-athlete in the history of the organization to serve on the Division I Board.

Additionally, the Mountain West was the only conference to have the same member institution with No. 1 overall picks in both the NFL and NBA drafts in the same year (Utah's Alex Smith and Andrew Bogut, respectively in 2005). With UNLV's Anthony Bennett claiming the No. 1 pick in the 2013 NBA Draft, the Mountain West is one of three conferences to have multiple No. 1 NBA draft selections since 2000. Also, with San Diego State's Stephen Strasburg earning the No. 1 pick in the 2009 MLB Draft, the Mountain West is one of three conferences to have the No. 1 selection in each of the NFL, NBA and MLB drafts since the MW was founded in 1999.

The Mountain West is noted for its geographic diversity. Some of the most beautiful terrain and landscapes in the nation can be found within Mountain West boundaries, including the majestic Rocky Mountain range, which borders five MW institutions (Air Force, Boise State, Colorado State, New Mexico and Utah State). The high plains of Wyoming (elevation 7,220 feet – the highest Division I campus in the nation) contrast with the desert cities of Las Vegas and Reno, home to UNLV and Nevada, respectively, while Fresno State, San Diego State and San José State add a West Coast influence with their locations in Central, Southern and Northern California. The inclusion of the Hawai'i football program extends the Mountain West footprint to the beautiful islands in the Pacific Ocean, while the addition of the women's soccer program at Colorado College gives the MW an additional presence in the Rocky Mountains. With the addition of Washington State as an affiliate member in women's swimming and baseball, the Mountain West footprint stretches into the Pacific Northwest.

HISTORY

The Mountain West was conceived on May 26, 1998, when the presidents of eight institutions — Air Force, BYU, Colorado State, New Mexico, San Diego State, UNLV, Utah and Wyoming — decided to form a new NCAA Division I-A intercollegiate athletic conference. The eight presidents then hired the league's first commissioner, Craig Thompson, on Oct. 15, 1998. The split from a former 16-team conference re-established continuity and stability among the membership within the new league and signaled the continuation of its tradition-rich, long-standing athletic rivalries. Three of the MW's eight original members have been conference rivals since the 1960s (New Mexico, Wyoming and Colorado State), while San Diego State (1978) and Air Force (1980) were longtime members as well. UNLV and TCU entered the fold in 1996 and the Rebels continued as one of the original eight institutions that formed the MW in 1999. TCU re-joined the group with its first year of competition in the Mountain West in 2005-06. With conference realignment sweeping the nation in recent years, the MW has been proactive in addressing membership changes. Boise State University joined the Mountain West in 2011-12, followed by Fresno State and the University of Nevada on July 1, 2012. Also on July 1, 2012, the University of Hawai'i became a football-only member of the Conference. On July 1, 2013, the Mountain West further expanded when San José State University and Utah State University joined the Conference, bringing to 11 the number of full-time member institutions and 12 football-playing members. On July 1, 2014, the Colorado College women's soccer program became the first non-football affiliate member of the Mountain West, expanding that sport to 12 Conference participants. On July 1, 2024, Washington State University joined the Mountain West for women's swimming and baseball.

When the Mountain West officially began operations on July 1, 1999, the new league had in place a seven-year contract with ESPN, giving the broadcast entity exclusive national television rights to MW football and men's basketball, and three-year agreements to send the league's football champion to the Liberty Bowl and a second team to the Las Vegas Bowl. Then Commissioner Thompson also arranged a third bowl tie-in each of the first three seasons (1999 Motor City, 2000 Silicon Valley, 2001 New Orleans) before securing a four-year deal with the Emerald Bowl in San Francisco in 2002.

Entering the 2024 season, the MW has eight (8) postseason opportunities, including a spot in the revamped College Football Playoff (five [5])



This is the Mountain West

highest-ranked conference champions, plus the next seven [7] highest-ranked at-large teams), six (6) primary bowl positions with the Los Angeles Bowl, Arizona Bowl, Famous Idaho Potato Bowl, New Mexico Bowl, Hawai'i Bowl and an ESPN Events-operated bowl, likely to be held in the Dallas-Fort Worth Metroplex - and one (1) secondary position.

An innovator in the postseason bowl structure, the MW engineered many "firsts," as league teams have participated in seven inaugural bowl games (2000 Silicon Valley, 2001 New Orleans, 2002 San Francisco (Emerald), 2005 Poinsettia, 2006 New Mexico, 2015 Arizona, 2015 Cure), as well as placing the first non-automatic-qualifying FBS team into a BCS bowl game with Utah's appearance in the 2005 Tostitos Fiesta Bowl and into the College Football Playoff (CFP) with Boise State's selection to the 2014 Tostitos Fiesta Bowl.

On Dec. 31, 2022, Thompson retired after nearly 24 years at the helm of the MW, and Gloria Nevarez was named the league's second Commissioner, beginning her post on Jan. 1, 2023.

ACADEMIC CONSORTIUM

From the outset, Mountain West member institutions have been committed to creating strong academic relationships, as well as athletic competition. To that end, the chief academic officers of each institution have explored academic exchange programs, library crossovers and shared research. In addition, the faculty athletics representatives routinely provide educational assistance and test-taking services for student-athletes visiting from fellow member institutions for competition.

OPPORTUNITY

The Mountain West provides a first-class athletic and academic experience for more than 5,000 student-athletes each year. Over the past 25 years, 44 Mountain West student-athletes have earned NCAA Postgraduate Scholarships, and since the league's inception in 1999, an additional 50 student-athletes have been named MW Scholar-Athlete of the Year and awarded league-sponsored postgraduate scholarships. Five Mountain West student-athletes have earned distinction as Rhodes Scholars (Jessica Mellinger, Wyoming, and Delavane Diaz, Brittany Morreale, Rebecca Esselstein and Madelyn Letendre, Air Force).

Conference student-athletes are also given a voice regarding pertinent issues within the MW and NCAA governance structure through representation on the Student-Athlete Advisory Committee (SAAC). The Mountain West SAAC is comprised of 24 members (22 student-athlete representatives, the MW representative to the Division I National SAAC and one faculty athletics representative). The committee reviews and reacts to legislation and to other topics referred by the Conference constituent groups or committees related to the student-athlete experience. Since the inclusion of two SAAC members at the June 2014 meeting of the MW Board of Directors, the Conference maintains its commitment to the participation of student-athletes in its governance structure, which is consistent with the Mountain West's focus on enhancing the student-athlete experience.

ACHIEVEMENT

The MW has produced 1,769 All-America selections among its 19 sponsored sports (men's swimming was discontinued as a Conference sport following the 2010-11 season and women's gymnastics was added in 2023-24) in the last 25 years, including a league-record 103 All-America honorees in 2016-17. A total of 249 MW student-athletes have also earned Academic All-America accolades in that span. The Mountain West has sent at least 25 teams to NCAA postseason events in each of the past 25 years, capturing five team national championships in women's cross country and producing 54 individual national champions in the sports of men's golf, men's cross country, women's diving, and men's and women's indoor track & field and outdoor track & field.

Mountain West members have earned 128 bowl bids under the league umbrella, including four appearances in BCS games and one CFP game. The MW has earned 101 postseason bids in men's basketball, with eight Sweet 16 appearances and one runner-up finish (San Diego State; 2022-23), as well as three NIT Final Four berths. MW women's basketball has tallied 87 postseason slots, including 41 NCAA bids, five Sweet 16 appearances and one Elite Eight berth since 2000. Wyoming won the MW's first WNIT championship in 2007 with a win over Wisconsin. In women's volleyball, the MW has had 50 NCAA bids with nine Sweet 16 berths and one Elite Eight appearance. Women's soccer has earned 38 NCAA bids since 1999, with two Sweet 16 berths and one Elite Eight appearance. Mountain West men's golf has sent at least three teams to the NCAA Men's Golf Regionals in each of the 24 years the postseason was held (canceled in 2020 due to COVID-19 pandemic), while women's golf has had at least three teams participate in NCAA Regionals 17 of the last 24 years.

SPORTSMANSHIP

The Mountain West has been a driving force for sportsmanship within intercollegiate athletics. As part of its continuing growth and development, the MW implemented an extensive Sportsmanship Initiative, endorsed by both the MW Joint Council and MW Board of Directors. The program is made up of several elements, which are both practical and philosophical in nature. While the MW has significant penalties in place to deal with violations, the Sportsmanship Initiative is primarily promotional and educational in nature. The goal is to develop an environment that fosters appropriate behavior from all Conference constituencies.

Mountain West Quick Facts

Founded: July 1, 1999

Members for the 2024-25 academic year: Air Force, Boise State, Colorado State, Colorado College (women's soccer only), Fresno State, Hawai'i (football only), Nevada, New Mexico, San Diego State, San José State, UNLV, Utah State, Washington State (women's swimming and baseball only), Wyoming

Team NCAA Championships: 5

Individual NCAA Championships: 54

NCAA Postgraduate Scholarship Winners: 44

Academic All-America Selections: 249

All-America Selections: 1,769