



2024 AUBURN FOOTBALL

AUBURN ATHLETICS COMMUNICATIONS: 392 SOUTH DONAHUE DRIVE || AUBURN, AL 36830 || AUBURNTIGERS.COM

2024 SCHEDULE/RESULTS

1-1, 0-0 SEC

DATE OPPONENT

Aug. 31	ALABAMA A&M	ESPN+	W, 73-3
Sept. 7	CALIFORNIA	ESPN2	L, 14-21
Sept. 14	NEW MEXICO	ESPN2	6:30 pm
Sept. 21	ARKANSAS*	TBA	Flex
Sept. 28	#15 OKLAHOMA*	TBA	Afternoon
Oct. 5	at #1 Georgia*	TBA	Flex
Oct. 19	at #6 Missouri*	TBA	Early
Oct. 26	at Kentucky*	TBA	Night
Nov. 2	VANDERBILT*	TBA	Early
Nov. 16	ULM	SECN	11:45 am
Nov. 23	TEXAS A&M*	TBA	Flex
Nov. 30	at #4 Alabama*	TBA	Flex

All times Central - home games in CAPS - *SEC game

TV: ESPN2

» Play-by-Play Roy Philpott
» Analyst Sam Acho
» Sideline Taylor Davis
» Online: Watch ESPN

RADIO: AUBURN SPORTS NETWORK

» Play-by-Play Andy Burcham
» Analyst Jason Campbell
» Sideline Ronnie Brown
..... Will Herring
» Pre/Postgame Host/Producer Brad Law
» Locker Room Jeff Shearer
» Local WGZZ 94.3 FM
» Satellite Sirius/XM 83
» Online: AuburnTigers.com | TuneIn App

SOCIAL: #WAREAGLE

» Official Twitter @AuburnFootball

AUBURN ATHLETICS COMMUNICATIONS

KIRK SAMPSON Senior Associate AD
..... kirk@auburn.edu
SHELLY POE Assistant AD/Primary Contact
..... slp0019@auburn.edu
KENDRA WILLARD Assistant Director
..... kal0014@auburn.edu
WESTODD Assistant Director
..... wlt0006@auburn.edu
GEORGE NUNNELLEY Assistant Director
..... gnunnelley@auburn.edu
AUSTIN PERRYMAN Photographer
..... atperryman@auburn.edu

Web AuburnTigers.com
Twitter @AuburnFootball
Office Phone (334) 844-9800

GAME

3

NEW MEXICO

Sept. 14, 2024 • 6:30 p.m. CT • ESPN2
Auburn, Ala. • Jordan-Hare Stadium



vs.



Site Jordan-Hare Stadium (88,043)
TV ESPN2
Radio Auburn Sports Network
Live Stats Auburnstats.com
Twitter @AuburnFootball
Series Record first meeting
In Auburn first meeting
Last Result first meeting

AUBURN	Rankings not ranked
	2024 Record 1-1
	Head Coach Hugh Freeze
UNM	Record at AU (Yrs.) 7-8 (2nd)
	Rankings not ranked
	2024 Record 0-2
UNM	Head Coach Bronco Mendenhall
	Record at UNM (Yrs.) 0-2 (1st)

HOMEcoming ON THE PLAINS

» Auburn hosts the New Mexico Lobos on Saturday, September 14, at Jordan-Hare Stadium in Auburn, Ala. ESPN2 will televise the 6:30 p.m. CT non-conference matchup.

Fans are asked to wear navy blue. The 2024 SEC champion equestrian team will be honored, along with the Homecoming court: Abigail Stephenson Birmingham, AL; history); Helen Talmadge (Dothan, AL; nutrition and dietetics); Lily Grace Thorne (Knoxville, TN; public relations and marketing); Emery Waggoner (Auburn, AL; human development and family sciences); and Molly Walding (Fairhope, AL; public relations).

» Auburn has an 85-8-4 Homecoming record since the first game was played in 1924 on old Drake Field; the Tigers have won their last 32 Homecoming games, including a 45-13 win over Samford last year.

SERIES HISTORY

» This is the first meeting between Auburn and New Mexico on the gridiron. New Mexico is the 91st team of 133 current FBS members that Auburn has played. Of the 90 FBS teams Auburn has played previously, the Tigers have defeated 84 at least once; the only exceptions: Minnesota, Oklahoma, Rice, SMU, South Florida and Texas Tech.

» Auburn holds a 6-0 record against current members of the Mountain West Conference, including previous games against Fresno State (1-0), San Jose' State (3-0), Utah State (1-0) and Wyoming (1-0). All of those games were played in Auburn.

KICKOFF COVERAGE

» It's the first time in two years, and just the fifth time ever, the Tigers open the season with five straight home games (1982, 2005, 2016, 2022 and 2024)

» Auburn is tied for eighth nationally and tied for second in the SEC with 19.0 TFL this season

» Preseason all-SEC Tigers as selected by the league's coaches include RB Jarquez Hunter, KR Keionte Scott, LB Eugene Asante and PK/KO Alex McPherson












» 94 Tigers saw action against Alabama A&M, 47 of them for the first time at Auburn

» The Tigers have 800 all-time wins, 13th-most among FBS schools

» Auburn's Homecoming parade is Friday at 6 p.m. through downtown Auburn, with a pep rally and concert to follow on Samford Lawn

» The 70-point win over Alabama A&M was a Jordan-Hare Stadium record, breaking the old record margin of 66 set against Chattanooga in 1995 (76-10) and ULM in 2003 (73-7)

» Captains for 2024 are Eugene Asante, Luke Deal, Jerrin Thompson and Payton Thorne. Deal is a two-year captain, while Thorne, twice captain at Michigan State, is one of three current four-year FBS captains, along with Utah's Cameron Rising and Arkansas State's Justin Parks

	Alabama A&M Aug. 31 Auburn, Ala. W, 73-3 ESPN+/SECN+	Kickoff on the Plains ...most points scored in opener since 1915 ... 628 total offense yards ... rush TD: Hunter, Alston, Thorne ...TD catches: Lambert-Smith (2), Coleman, Thompson, Simmons, Jackson ... pass TD: Thorne 4, Brown 2 ... Micah Riley blk punt for Simmons TD ... Jalen McLeod top tackler (5)
	California Sept. 7 Auburn, Ala. L, 14-21 ESPN2	First trip to Jordan-Hare Stadium for Cal ... Keldric Faulk 2 sacks, 8 tackles, 3 TFL; Jerrin Thompson 6 tackle, PBU, Jalen McLeod 5 tackle, 2.5 TFL ... Jarquez Hunter 68 yds rush, 3 catches ... KeAndre Lambert-Smith 15-yd TD catch ... Payton Thorne TD pass, TD rush ... ninth consecutive sellout
	New Mexico Sept. 14 Auburn, Ala. 6:30 p.m. ESPN2	Homecoming ... Auburn has won 32 consecutive Homecoming games ... first-ever meeting with the Lobos ... wear navy blue
	Arkansas Sept. 21 Auburn, Ala. Flex TV TBA	SEC opener ... fans form power stripe
	#15 Oklahoma Sept. 28 Auburn, Ala. Afternoon TV TBA	The Sooners' first visit to Jordan-Hare Stadium ... wear orange
	at #1 Georgia Oct. 5 Athens, Ga. Flex TV TBA	Deep South's Oldest Rivalry 128th playing ... wear navy blue
	at #6 Missouri Oct. 19 Columbia, Mo. Early TV TBA	First trip to Columbia since 2017 .. after the open date ... wear navy blue
	at Kentucky Oct. 26 Lexington, Ky. Night TV TBA	First visit to Lexington since 2015 ... wear orange
	Vanderbilt Nov. 2 Auburn, Ala. Early TV TBA	2004 team to be honored ... fans stripe the stadium
	ULM Nov. 16 Auburn, Ala. 11:45 a.m. SEC Network	Military Appreciation Day ... non-conference finale ... wear navy blue
	Texas A&M Nov. 23 Auburn, Ala. Flex TV TBA	Senior Day... wear navy blue
	at #4 Alabama Nov. 30 Tuscaloosa, Ala. Flex TV TBA	89th Iron Bowl ... wear navy blue



STUDENT-ATHLETE EXPERIENCE: ACADEMICS

THE GRADUATES

» On the 2024 Auburn roster, 25 players have already received bachelor's degrees, third most of any SEC school:

Eugene Asante (Liberal arts)
Philip Blidi (Liberal arts; Indiana)
Trill Carter (Youth studies; Minnesota)
Ronan Chambers (Financial management; Akron)
Oscar Chapman (Accounting)
Luke Deal (Political science)
Antwon Feagans Jr. (General studies; Northwestern State)
Brandon Frazier (Supply chain management)
Fa'Najae Gotay (Criminal justice; Maryland)
Reed Hughes (Journalism)
Jarquez Hunter (Natural resource management)
Tate Johnson (Finance)
Justin Jones (Communication)
Gage Keys (General studies/business management; Kansas)
KeAndre Lambert-Smith (Recreation, parks & tourism management; Penn State)
Percy Lewis IV (Business; Mississippi State)
Dorian Mausi Jr. (Psychology/innovation; Duke)
Greg McConico Jr. (Psychology)
Isaiah Raikes (Agricultural communication; Texas A&M)
Jahquez Robinson (Finance; Alabama)
Griffin Speaks (Entrepreneurship; Baylor)
Jerrin Thompson (Kinesiology; Texas)
Payton Thorne (Communication; Michigan State)
Zykeivous Walker (Interdisciplinary studies)
Jeremiah Wright (Liberal arts)

SEC HONOR ROLLS

» There were 30 Auburn representatives on the SEC Academic Honor Roll for the 2023 season, including current team members Damari Alston, Jackson Barkley, Camden Brown, Oscar Chapman, Luke Deal, Camden Etheredge, Brandon Frazier, Holden Geriner, Grant Hidalgo, Reed Hughes, Jarquez Hunter, Tate Johnson, Jake Kruse, Colby Stafford, Paul Thompson Jr. and Caleb Wooden.
 Team members had a 3.0 GPA for the previous school year or a cumulative 3.0 GPA or higher. These student-athlete leaders are also recognized as Academic Top Tigers.

» Current Auburn football team members on the 2023-24 SEC First-Year Academic Honor Roll, recognizing freshmen and transfer student-athletes with a cumulative 3.0 GPA or higher: Champ Anthony, Hank Brown, Christian Burnette, Jeremiah Cobb, John Colvin, Rivaldo Fairweather, Coleman Granberry, Connor Lew, Terrance Love, John Martin Richter, Gabe Russo, Dylan Senda and Will Upton.

IN SEPTEMBER

» Auburn is 187-63-5 (.743) all-time in the month of September; the Tigers are 120-25-1 (.825) all-time at home in September, and 67-38-4 (.631) away from Auburn in that month. Since 1970, the Tigers have had a winning record in the month of September in 46 of 53 seasons.

The Tigers are 7-0 in games played on September 14 and 5-0 in Auburn on that date.

IN THE SEASON OPENER

» Auburn's 73-3 victory over Alabama A&M was a recordsetter all around. It was the ninth win by 70 or more points in program history and the first since a 77-0 win over Erskine in 1932.

The 70-point win is also a Jordan-Hare Stadium record, breaking the old mark set in a 76-10 victory over Chattanooga in 1995, and a 73-7 victory over ULM in 2003.

The 73 points are the second-most Auburn has ever scored in a season opener and the most since scoring 78 points against Marion to open the 1915 season.

Auburn's 451 passing yards rank second in program single-game totals, behind Nick Marshall's 456 yards in the 2014 Iron Bowl.

28 is the most points scored in the first quarter by Auburn since the 2018 Music City Bowl vs. Purdue, and 52 is the most first-half points for Auburn since 56 vs. Purdue in the 2018 Music City Bowl. 49 points ties the largest half-time lead since that Purdue bowl game.

Jarquez Hunter's first-quarter TD with 14:13 remaining was the fastest score at the start of any Auburn game since 2010 against Chattanooga (14:30; pass from Cam Newton to Darvin Adams).

436 yards were the most yards of total offense in the first half by Auburn since 2016 vs. Arkansas State (452).

Six passing touchdowns and five different receivers with a touchdown catch were both Auburn records.

ON OFFENSE

» Seven Tigers making their Auburn debut combined to catch 14 passes for 393 yards and an AU-record six touchdowns in the season-opening win over Alabama A&M.

That included nine catches for 268 yards and three scores from four true freshmen receivers. Freshman Malcolm Simmons led the Tigers with 91 yards on three catches, including a 57-yard touchdown, Perry Thompson added a pair of receptions for 82 yards and a 70-yard score, Cam Coleman also caught two passes, including a 44-yard touchdown, ending the game with 62 yards, and Bryce Cain recorded two catches for 33 yards.

Transfer KeAndre Lambert-Smith caught three passes for 80 yards, including touchdowns of 67 and four yards. Transfer Sam Jackson's lone catch in his Auburn debut went for a 37-yard touchdown, while transfer Robert Lewis recorded an eight-yard reception in the Tigers' victory.

» The Tigers return 91% of their rushing yardage from a season ago, and eight of 11 players who recorded a carry last season.

Auburn was fourth in the SEC averaging 189.0 rushing yards per game and eighth in the league with 22 rushing touchdowns last season. Eight different Tigers scored a rushing touchdown.

The Tigers had rushed for at least 125 yards in 16 straight games before the New Mexico State loss. Auburn gained 244 yards rushing against Alabama.

» Auburn, which returns RB Jarquez Hunter, who rushed for 909 yards, and QB Payton Thorne, who rushed for 515 yards last season, joins Georgia Tech and Liberty as the only three FBS programs that return a running back who rushed for 900 yards and a QB who rushed for 500 yards last season for the same program.

AUBURN BY THE NUMBERS

Category	2024	Freeze Era
Record	1-1	7-8
SEC	0-0	3-5
West	0-0	2-4
East	0-0	1-1
Non-Conf	1-1	4-3
Home	1-1	4-5
Away	0-0	3-2
Neutral	0-0	0-1
Day	0-1	4-6
Night	1-0	3-2
TV Games/ABC	0-0	0-1
CBS	0-0	0-2
ESPN	0-0	3-3
ESPN2	0-1	0-1
ESPNU	0-0	0-0
ESPN+	1-0	1-0
SEC Network	0-0	3-1
Scoring first	1-1	6-4
Opp scoring first	0-0	1-4
Leading at half	1-0	6-0
Trailing at half	0-1	1-6
Tied at half	0-0	0-2
Leading after 3Q	1-0	6-1
Trailing after 3Q	0-1	1-6
Tied after 3Q	0-0	0-1
Overtime Games	0-0	0-0
Scoring <20 pts	0-1	1-5
Scoring 20+ pts	1-0	6-3
Scoring 30+ pts	1-0	5-0
Scoring 40+ pts	1-0	4-0
Allowing <20 pts	1-0	7-0
Allowing 20+ pts	0-1	0-8
Allowing 30+ pts	0-0	0-3
Rushing for <100 yds	0-0	0-2
Rushing for 100+ yds	1-1	7-6
Rushing for 200+ yds	0-0	4-2
Rushing for 300+ yds	0-0	1-0
Passing for 200+ yds	1-0	4-1
Passing for 300+ yds	1-0	2-0
Totaling <300 yds	0-1	1-5
Totaling 300+ yds	1-0	6-3
Totaling 400+ yds	1-0	5-0
Totaling 500+ yds	1-0	3-0
Allowing <100 yds	0-0	0-0
Allowing <300 yds	1-0	5-0
Allowing 300+ yds	0-1	2-8
Having 100-yd rusher	0-0	4-0
Having 2 100-yd rushers	0-0	0-0
Having 100-yd receiver	0-0	0-0
Opp 100-yd rusher	0-0	1-2
Opp 100-yd receiver	0-0	1-4
No turnovers	0-0	2-3
<3 turnovers	1-0	5-6
3+ turnovers	0-1	2-2
No takeaways	1-1	1-3
<3 takeaways	0-0	5-7
3+ takeaways	0-0	1-0
Win turnover battle	0-0	3-3
Lose turnover battle	1-1	3-3
Turnovers even	0-0	1-2
30:00+ possession	0-0	3-3
<30:00 possession	1-1	4-5

STUDENT-ATHLETE EXPERIENCE: FACILITIES

» The \$92 million Woltosz Football Performance Center opened in January, 2023, as the home of Auburn football. More than 233,000 square feet of space houses meeting rooms, offices, an ultra-spacious strength and conditioning area, equipment and sports medicine facilities, two outdoor and an indoor practice field, and more



QUICK FACTS

GENERAL INFORMATION

Location.....Auburn, Ala.
 Founded1856
 Joined SEC.....1932 (Original member)
 Enrollment.....33,015
 Nickname.....Tigers
 Colors.....Burnt Orange and Navy Blue
 Facility (Capacity).....Jordan-Hare Stadium
(88,043)
 Jordan-Hare Stadium Record347-96-7
 Playing Surface.....Natural Grass
 President.....Dr. Christopher Roberts
 Director of AthleticsJohn Cohen
 Faculty Representative.....Dr. Duane Brandon

FOOTBALL HISTORY

First Year of Football1892
 All-Time Record (Years)800-472-47 (132nd)
 All-Time SEC Record (Years) . 338-273-18 (90th)
 Number of SEC Championships (Last) ...8 (2013)
 All-Time Bowl Record.....24-21-2
 National Championships2 (1957, 2010)
 Heisman Trophy winners.....3
 First-Team All-Americans.....81
 National Coach of the Year winners.....3
 First-Team All-SEC Selections265

COACHING STAFF

Head CoachHugh Freeze
 Alma Mater, Year.....Southern Miss (1992)
 Year as Head Coach at Auburn2nd
 Career Record110-55 (14th season)
 Auburn Record7-8 (2nd season)
 Offensive Coordinator/RB.....Derrick Nix
 Defensive Coordinator/LB.....D.J. Durkin
 Tight Ends.....Ben Aigamaua
 Defensive Edges.....Josh Aldridge
 Quarterbacks.....Kent Austin
 Wide ReceiversMarcus Davis
 Secondary/SafetiesCharles Kelly
 Defensive TacklesVontrell King-Williams
 Secondary/Cornerbacks.....Wesley McGriff
 Offensive Line.....Jake Thornton
 Special Teams Coord/Analyst.....Tanner Burns

2023 INFORMATION

2023 Record.....6-7
 2023 SEC Record.....3-5
 Lettermen Returning/Lost.....57/38
 Starters Returning16 (7 off, 6 def, 3 spec)

» Quarterback Payton Thorne was 13-21 passing against Alabama A&M, with four touchdown passes and 322 yards passing, best of his Auburn career. His 70-yard TD pass to Perry Thompson was Thorne's longest completion at Auburn. He added a TD run as well against the Bulldogs. He had a TD run and pass against California.

Thorne is the 10th active FBS quarterback with 700 career completions.

Thorne was 162-265 passing last season for 1,755 yards and 16 touchdowns. He also added 519 yards and 3 scores on the ground to rank 10th in single-season rushing yardage among Auburn QBs.

A transfer from Michigan State, Thorne threw for 6,494 yards (223.9 per game) in three seasons with the Spartans. He was 524-860 (.609) in 29 career games, 26 of those as the starter.

He ranked among MSU's career leaders in passing TD (49), completion percentage (.609), passing yards (6,494), pass completions (524), pass attempts (860) and passing efficiency (137.6 rating).

» Auburn has scored in 144 consecutive games, the second-longest streak in school history. The Tigers are averaging 30.64 ppg (4,412 total points) during that stretch.

Auburn was last shut out by No. 2 Alabama 49-0 in Tuscaloosa in 2012.

Games	Dates
149	10/4/1980-11/14/1992
144	8/31/2013-current

The longest streak in program history is 149 games, beginning with a 55-16 victory over Richmond (10/4/80) in Doug Barfield's final season as head coach and lasting until the final game of Pat Dye's 12-year tenure as Auburn head coach, when the Tigers lost 17-0 to No. 2 Alabama in the 1992 Iron Bowl.

» Jarquez Hunter, a 2023 second team all-SEC honoree, has 2,293 career rushing yards, ranking 15th among Auburn career rushers; he had 909 rushing yards in 2023.

He has 18 career rushing TDs; he started the season with a 34-yard score against Alabama A&M.

» On the 2024 roster, players' 100-yard rushing games playing at Auburn:

Jarquez Hunter (8): 183, Vanderbilt, 2023
 147, Alabama St, 2021
 144, Mississippi State, 2023
 134, Alabama, 2022
 121, Texas A&M, 2022
 110, Akron, 2021
 109, Western Kentucky, 2022
 109, Arkansas, 2023

Payton Thorne (1): 123, Samford, 2023

» Tight end Rivaldo Fairweather led Auburn in receiving last season with 38 catches for 394 yards and six TD; he broke John Samuel Shenker's single season TE record of 33 catches (2021).

The transfer from FIU scored his first Auburn touchdown on the game-winning 5-yard catch from Payton Thorne with 6:31 remaining in the game at California.

He also had scores against Ole Miss, Vanderbilt, two at Arkansas and vs. New Mexico State, leaving him one short of tying Philip Lutzenkirchen's Auburn TE record of seven TD in a season (2011).

» KeAndre Lambert-Smith has caught three touchdowns in his first two games at Auburn, tied for second in the SEC and fourth nationally.

Lambert-Smith caught touchdowns of 67 yards and four yards vs. AAMU and had a 15-yard score against California. He's the first Auburn player with a TD catch in consecutive games since Rivaldo Fairweather caught a touchdown at Vanderbilt, two at Arkansas and one against New Mexico State last season. It is the third time in his career Lambert-Smith has caught a touchdown in consecutive games; he also did so in 2022 and in 2022-23 while playing at Penn State.

Auburn's wide receivers have caught seven touchdowns in the first two games of the season, which matches the total for the Tiger receivers for the entire 2023 season.

» Auburn has three players on the 2024 roster who led an FBS team in receiving in 2023; only the Tigers and Notre Dame claim that feat.

Rivaldo Fairweather led Auburn with 38 catches for 394 yards and six TDs, while KeAndre Lambert-Smith led Penn State with 53 catches for 673 yards and four scores and Robert Lewis paced Georgia State with 70 catches for 877 yards and seven touchdowns.

Lewis has caught at least one pass in 23 straight games, dating back through the last game of the 2021 season at Georgia State.

N.O.T. GOING TO LOSE

» Auburn is 29-2 since the start of the 2013 season in games when scoring a non-offensive touchdown, the latest being Malcolm Simmons' touchdown recovery of a Micah Riley blocked punt against Alabama A&M in the season opener. Last season: Eugene Asante's 67-yard fumble return for a score at Texas A&M, a Jaylin Simpson interception return against UMass and Keionte Scott's 74-yard punt return at Arkansas.

FOR THE DEFENSE

» Auburn is allowing just 67.50 rushing yards per game through two games, which ranks 21st nationally.

The Tigers held Alabama A&M to 36 yards and California to 99 yards on the ground. It's the first time Auburn has held consecutive opponents to under 100 yards rushing since the Tigers held Mississippi State (13), Texas A&M (94) and Western Kentucky (85) to fewer than 100 yards rushing in consecutive games in 2022.

» Preseason all-SEC linebacker Eugene Asante led Auburn in tackles in five games last season: against UMass (6); 12 tackles, a sack, 1.5 TFL, 2 QB hurries and a pass breakup at California, earning SEC defensive player of the week honors; at Texas A&M (9) and LSU (12; sack) and against Mississippi State (10 tackles, 2 QB hurries, TFL). He scored his first career touchdown on a fourth-quarter 67-yard fumble recovery at Texas A&M.

Asante ranked ninth in the SEC in total tackles per game with a team-best 86 stops. He was one of four SEC players with 80 tackles, 8.0 TFL and 5.0 sacks last year.

Career games that current players have led Auburn in tackles: **Eugene Asante (5)**

Jalen McLeod (4)

Keldric Faulk, Quientrail Jamison-Travis, Keionte Scott, Caleb Wooden (1)

» Auburn's defense has allowed only 42 first-quarter touchdowns in its last 93 games.

» Edge rusher Jalen McLeod was Auburn's leading tackler against Alabama A&M, with five stops, two TFL and a sack. McLeod added five tackles and 2.5 TFL against California.

Last season, McLeod had 50 tackles, 10.5 TFL, 5.5 sacks, a forced fumble and a fumble recovery. He led the Tigers with eight tackles against Alabama and four against Maryland.

McLeod was the SEC defensive player of the week against Arkansas in 2023, recording nine tackles, three sacks, four TFL and a forced fumble, all career highs.

» Sophomore defensive end Keldric Faulk recorded sacks on back-to-back plays in the second quarter against California. The last Auburn player with sacks on consecutive plays was Reggie Torbor in 2003 against Ole Miss' Eli Manning. Faulk finished the game with the Bears with a career-best eight tackles, three TFL and two sacks.

Faulk was an SEC all-freshman team selection last season, playing in every game and recording eight starts. He accounted for 35 tackles and 3.5 TFL.

» Auburn is tied for eighth nationally and tied for second in the SEC with 19.0 TFL this season.

Keldric Faulk has recorded 4.0 TFL and 3.0 sacks in the first two games; both totals surpass Faulk's totals of 3.5 TFL and 1.0 sack from his freshman season in 2023. He recorded a sack in Auburn's season-opening win over Alabama A&M and followed that up with 3.0 TFL, including 2.0 sacks, against California.

» Faulk and Jalen McLeod (4.5 TFL) are one of three sets of FBS teammates who have recorded at least 4.0 TFL each this season. Faulk and McLeod and Oklahoma State's Nick Martin (5.5 TFL) and Obi Ezeigbo (4.5) are the only FBS duos that have recorded at least 8.5 TFL.

SEC STANDINGS

	SEC	Pct.	Overall	Pct.
South Carolina	1-0	1.000	2-0	1.000
Georgia	0-0	.000	2-0	1.000
Alabama	0-0	.000	2-0	1.000
Missouri	0-0	.000	2-0	1.000
Oklahoma	0-0	.000	2-0	1.000
Ole Miss	0-0	.000	2-0	1.000
Tennessee	0-0	.000	2-0	1.000
Texas	0-0	.000	2-0	1.000
Vanderbilt	0-0	.000	2-0	1.000
Auburn	0-0	.000	1-1	.500
Arkansas	0-0	.000	1-1	.500
Mississippi State	0-0	.000	1-1	.500
Florida	0-0	.000	1-1	.500
LSU	0-0	.000	1-1	.500
Texas A&M	0-0	.000	1-1	.500
Kentucky	0-1	.000	1-1	.500

SEC Games/Saturday, September 14

New Mexico at Auburn
Texas A&M at Florida
Georgia at Kentucky
LSU at South Carolina
Vanderbilt at Georgia State
UTSA at Texas
Kent State at Tennessee
Tulane at Oklahoma
Boston College at Missouri
Toledo at Mississippi State
Wake Forest at Ole Miss
UAB at Arkansas
Alabama at Wisconsin

SEC Results/Saturday, September 7

California 21, Auburn 14
South Carolina 31, Kentucky 6
Vanderbilt 55, Alcorn State 0
Texas A&M 52, McNeese State 10
Texas 31, Michigan 12
Tennessee 51, NC State 10
Oklahoma 16, Houston 12
Missouri 38, Buffalo 0
Arizona State 30, Mississippi State 23
Ole Miss 52, Middle Tennessee 3
LSU 44, Nicholls State 21
Georgia 48, Tennessee Tech 3
Florida 45, Samford 7
Oklahoma State 39, Arkansas 31 (2OT)
Alabama 42, USF 16

GAMEDAY EXPERIENCE: TRADITIONS

» The oak trees at Toomer's Corner are mature enough for fans to roll for the first time since the 2016 season. The first roll of the current trees came in August, 2023, when Auburn's Megan Schofill won the U.S. Women's Amateur Golf Championship

**2024 UPCOMING RECOGNITIONS**

New Mexico
Homecoming
2024 SEC equestrian champions

Arkansas
2024 NCAA qualifier women's basketball

Oklahoma
2024 NCAA men's golf national champions
2024 SEC men's basketball champions

Vanderbilt
2004 team reunion
2024 NCAA women's golf Elite Eight

ULM
Military Appreciation Day

Texas A&M
Senior Day
AlabamaSports Hall of Fame inductees

TIGERS IN THE NFL

Name	Pos.	Team
Montravius Adams	DL	Pittsburgh Steelers
Tank Bigsby	RB	Jacksonville Jaguars
K.J. Britt	LB	Tampa Bay Buccaneers
Derrick Brown	DL	Carolina Panthers
Daniel Carlson	PK	Las Vegas Raiders
Marlon Davidson	DL	Tennessee Titans
Carlton Davis	DB	Detroit Lions
Jamel Dean	DB	Tampa Bay Buccaneers
Derick Hall	DL	Seattle Seahawks
Josh Harris	LS	Los Angeles Chargers
Noah Igbinoghene	DB	Washington Commanders
Jonathan Jones	DB	New England Patriots
Eku Leota	DE	Carolina Panthers
Roger McCreary	DB	Tennessee Titans
Owen Pappoe	LB	Arizona Cardinals
Nehemiah Pritchett	DB	Seattle Seahawks
Anthony Schwartz	WR	Miami Dolphins
Jamien Sherwood	DB	New York Jets
Darius Slayton	WR	New York Giants
Braden Smith	OL	Indianapolis Colts
Jarrett Stidham	QB	Denver Broncos
Daniel Thomas	DB	Jacksonville Jaguars
Colby Wooden	DL	Green Bay Packers

» Auburn had 47 former lettermen on NFL training camp rosters, representing 25 different NFL teams

» Former Auburn lettermen on NFL active rosters who finished their college careers elsewhere: Byron Cowart (Chicago), Bo Nix (Denver), Malik Willis (Tennessee)

» On NFL practice squads: Jack Driscoll (Philadelphia), Marcus Harris (Houston), Shedrick Jackson (Cincinnati), Carl Lawson (Dallas), Tashawn Manning (Cincinnati), Justin Rogers (Cincinnati), John Samuel Shenker (Las Vegas), Jaylin Simpson (Indianapolis), Ro Torrence (Chicago), D.J. Williams (Tampa Bay), Chandler Wooten (Carolina), Kilian Zierer (Houston)

» Auburn has had 31 players taken in the first round of the NFL draft (most recent in 2020 Derrick Brown 1/7 and Noah Igbinoghene 1/30) and four No. 1 overall draft picks: Cam Newton (Carolina, '11), Aundray Bruce (Atlanta, '88), Bo Jackson (Tampa, '86) and Tucker Frederickson (NY Giants, '65)

» At least one former Tiger has been selected to 19 of the last 24 Pro Bowls, and Auburn has had at least one former player in 15 of the last 18 Super Bowls, including Prince Tega Wanogho of the defending Super Bowl champion Kansas City Chiefs

» Auburn got sacks from Jalen McLeod (2 TFL), Keldric Faulk and Malik Blocton (2 TFL) in the season opener against Alabama A&M.

McLeod was second on the squad last season with 5.5 sacks and 10.5 TFL, followed by Asante (5.0 sacks, 8.5 TFL).

Twelve Auburn players recorded sacks in 2023, and 23 had a hand in at least one TFL.

» Career double-figure tackle games at Auburn: **Eugene Asante (3)**

» Auburn players with 100 career tackles or more during their collegiate careers:

Dorian Mause Jr. (200; 193 at Duke); Jerrin Thompson (184; 176 at Texas); Eugene Asante (153; 62 at North Carolina); Fa'Najae Gotay (137; 133 at Maryland); Jalen McLeod (136; 76 at Appalachian State); Keionte Scott (100)

» Auburn is 72-38 when it forces a turnover since the start of the 2013 season and 44-14 when it forces multiple turnovers over that span, compared to just 13-18 when it fails to force a turnover.

Auburn had a 19-game string of forcing at least one turnover snapped against New Mexico State last year.

» Auburn was one of 37 FBS teams that returned a fumble and an INT for a TD and was one of 63 teams with multiple defensive scores last season.

AUBURN MILESTONE WINS

1	1892	Georgia (Atlanta)	10-0
50	1908	Georgia (Montgomery)	23-0
100	1917	Samford	53-0
200	1937	Michigan State (Miami)	6-0
250	1952	Clemson	3-0
300	1959	Hardin-Simmons	35-12
400	1973	Oregon St. (Birmingham)	18-9
500	1987	North Carolina	20-10
600	2000	Ole Miss	35-27
700	2010	Georgia	49-31
800	2024	Alabama A&M	73-3

ON SPECIAL TEAMS

» Against Alabama A&M, Micah Riley's blocked punt and Malcolm Simmons' recovery for a touchdown was a career first for both; it was the first punt blocked by Auburn for a score since Caylin Newton blocked a punt recovered by Barton Lester vs. Georgia State in 2021.

Auburn has seven field goal blocks and 10 punt blocks since the start of 2016.

» Punter Oscar Chapman ranks fourth among Auburn career punting leaders with a 43.83 yard average.

Chapman is third among Auburn career leaders with 209 career punts and third in career yardage (9,160 yards).

Chapman's 71-yard punt against Georgia in 2023 was a career long, tied for the third-longest punt in Auburn history and was the longest punt since 2006, earning weekly honors from the Ray Guy Award.

The Australian now shows 42 career punts of 50 yards or longer; his latest came against California.

Chapman ranked fourth among SEC punters (44.8) last season with 23 punts inside the 20 and 16 of 50 yards or longer.

» Auburn has converted 125 consecutive point-after kicks, dating back to the second PAT attempt of the 2021 season. Freshman Towns McGough is a perfect 12-12 on PAT this season, (10-10 against Alabama A&M).

» Keionte Scott led the SEC in punt return average for the 2023 season, averaging 14.8 yards on 15 returns. That mark ranked him 3thrd nationally.

Scott's 74-yard punt return for a touchdown at Arkansas, earning him SEC special teams player of the week, was Auburn's first punt return TD (not blocked) since 2014. He was one of 29 players nationally with a punt return TD last season.

» Auburn continues the longest FBS current span of games (193) without having a punt blocked; Auburn last had a punt blocked vs. Mississippi State in 2009.

» Freshman All-American and Lou Groza Award semifinalist Alex McPherson set an Auburn record with his current string of 19 consecutive field goals made, breaking Daniel Carlson's previous mark (16).

McPherson is 19-20 for his career on field goals and 49-49 on PAT. He's one of two FBS kickers (Mason Shipley, Texas State) who made at least one FG per game and did not miss a kick last season.

MORE TIGER STRIPES...

» The Tigers are one of six FBS teams, all in the SEC, that play at least three road games against teams ranked in the top 15 of the preseason AP poll.

Auburn is one of four teams that play three road games against New Year's Six bowl game teams from last season, joining Florida, Georgia and Mississippi State.

» Auburn has an all-time record of 347-96-7 at Jordan-Hare Stadium since 1939; the .779 winning percentage ranks seventh nationally.

For the 2023 season, capacity was increased to 88,043 with updates to premium seating.

All home games in 2023 sold out in advance for the first time since 2015. Auburn season ticket sales set a record with 63,500 purchased during the summer, repeated in the summer of 2024, along with a record student ticket purchase, bringing the total season packages sold to 83,043.

Through the California game, the Tigers have had nine consecutive sellouts at Jordan-Hare Stadium.

» Auburn plays its first five games of the season inside Jordan-Hare Stadium, but then the Tigers play three straight road games: at Georgia (Oct. 5), Missouri (Oct. 19) and Kentucky (Oct. 26) before returning home to face Vanderbilt on November 2.

It's the first time in two years, and just the fifth time ever, the Tigers open the season with five straight home games (1982, 2005, 2016, 2022 and 2024). It is the first time since 2019 and just the second time since 1949 Auburn will not have a home game during the month of October. It's also the first time since 2019 the Tigers will play three straight SEC road games.

» In all-time SEC play, Auburn holds a 338-273-18 mark (.551) back through 1933. In SEC games played in Auburn, the Tigers are 145-69-6 (.675) all-time; away from Auburn, the Tigers are 193-203-12 (.486) overall in SEC play.

» In non-conference play, Auburn's all-time regular season record since 1933 is 264-73-6 (.778). Before the 2022 Penn State game, Auburn had won 17 straight home games against non-conference opponents dating back to 2016.

» On the 2024 Auburn roster, 42 players had at least one college start to their credit, 23 on offense and 19 on defense.

There are nine Tigers who have started 20 or more collegiate games: 40 Payton Thorne (26 at Michigan State); 40 KeAndre Lambert-Smith (38 at Penn State); 33 Jerrin Thompson (31 at Texas); 30 Dorian Mausi Jr. (28 at Duke); 26 Dillon Wade (12 at Tulsa); 25 Rivaldo Fairweather (12 at FIU); 24 Trill Carter (24 at Minnesota); 21 Keionte Scott; and 20 Robert Lewis (20 at Georgia State).

» Auburn all-time in overtime: 9-9;

Home OT games: 7-4; the last was a 17-14 win over Missouri in 2022;

Road OT games: 0-4; the last was a 39-33 loss at Mississippi State in 2022;

Neutral site OT games: 2-1; last was a 34-31 loss to Wisconsin in the 2015 Outback Bowl;

SEC OT games: 2-7; the last was a 39-33 loss in 2022 at Mississippi State;

Non-conference OT games: 7-2; last was a 2015 home win over Jacksonville State 27-20.

Auburn has had multiple overtime contests in the same season four times: in 2002 (vs. Syracuse and Florida), in 2007 (vs. South Florida and Clemson), in 2015 (Jacksonville State and Arkansas) and during 2022 (vs. Missouri and at Mississippi State).

» Since 2001, Auburn is 170-40 (.810) when scoring 20 or more points in a game. Dating back to 1993, Auburn is 226-48-1 (.824) when scoring 20 or more points. All-time, Auburn is 565-68-9 (.887) when scoring 20 or more points.

All-time, Auburn is 356-12 (.967) when scoring 30 points, 181-3 (.984) when scoring 40 points, 84-0 when scoring 50 points, 30-0 when scoring 60 points and 8-0 when scoring 70 points.

» Collegepressbox is the official media website for Division I football. Access and download game notes, quotes, statistics, media guides, headshots, logos and more for all FBS schools, conferences, postseason games, awards and the College Football Playoff. For access, register for an account at collegepressbox.com/register.

CAREER PARTICIPATION

No.	Name	GP/GS
0	Damari Alston, RB	23/2
25	Champ Anthony, CB	15/2
9	Eugene Asante, LB	54/17* (35/4)
33	D.J. Barber, LB	1/0
21	Brian Battie, RB	44/13* (31/13)
96	Philip Bliidi, DL	49/12* (47/11)
47	Malik Blocton, DL	2/0
4	Camden Brown, WR	27/4
15	Hank Brown, QB	2/0
10	Caleb Burton III, WR	10/5
6	Bryce Cain, WR	1/0
78	DeAndre Carter, OL	1/0
92	Trill Carter, DL	48/24* (46/24)
74	Ronan Chambers, OL	39/18* (37/18)
91	Oscar Chapman, P	49/--
57	Harrison Clemmer, OL	1/0
23	Jeremiah Cobb, RB	15/1
8	Cam Coleman, WR	2/2
23	Jay Crawford, DB	1/0
24	Keyron Crawford, DL	2/0
86	Luke Deal, TE	55/17
37	Rod Elston, DB	1/0
28	Camden Etheredge, TE	3/0
13	Rivaldo Fairweather, TE	41/25* (26/12)
15	Keldric Faulk, DE	15/10
36	Antwon Fegans Jr., DB	11/0* (10/0)
87	Brandon Frazier, TE	43/2
93	Joe Frazier, DL	1/0
89	Dylan Gentry, WR	1/0
12	Holden Geriner, QB	7/0
38	Fa'Najae Gotay, LB	43/11* (42/11)
42	Coleman Granberry, LB	1/0

CAREER PARTICIPATION

No.	Name	GP/GS
56	E.J. Harris, OL	4/0
18	Kaleb Harris, DB	2/0
44	Reed Hughes, LS	16/--
27	Jarquez Hunter, RB	39/15
20	JC Hart, DB	6/0
47	Grant Hidalgo, TE	3/0
18	Sam Jackson V, WR	13/3* (11/3)
44	Sean Jackson, RB	29/0
97	Quientrail Jamison-Travis, DL	5/2
54	Tate Johnson, OL	19/4
79	Tyler Johnson, OL	5/2
55	Bradyn Joiner, OL	1/0
99	Jayson Jones, DL	40/14* (13/0)
35	Justin Jones, RB	17/0
6	Austin Keys, LB	33/13* (23/7)
95	Gage Keys, DL	21/3* (20/3)
85	Cam'Ron King, WR	1/0
8	Antonio Kite, DB	11/0* (9/0)
82	Jake Kruse, WR	1/0
5	KeAndre Lambert-Smith, WR	50/40* (48/38)
26	A'mon Lane-Ganus, DB	1/0
4	Kayin Lee, CB	15/6
75	Connor Lew, OL	14/8
73	Percy Lewis, OL	27/8* (25/8)
14	Robert Lewis, WR	37/20* (35/20)
13	T.J. Lindsey, DL	1/0
28	Kensley Louidor-Faustin, DB	1/0
5	Terrance Love, S	14/0
12	Dorian Mausi Jr., LB	46/30* (44/28)
81	Greg McConico, WR	1/0
33	Towns McGough, K	2/--
35	Jalen McLeod, Buck	44/16* (30/3)
38	Alex McPherson, K	17/--
72	Izavion Miller, OL	15/15
63	Jaden Muskrat, OL	35/10* (20/9)
31	Joe Phillips, DL	1/0
22	Isaiah Raikes, DL	43/6* (42/5)
45	Darron Reed Jr., DL	2/0
43	John Martin Richter, LB	1/0
16	Demarcus Riddick, LB	2/0
84	Micah Riley, TE	19/0
30	Jahquez Robinson, DB	15/2* (14/2)
3	Laquan Robinson, LB	2/0
0	Keionte Scott, CB	24/21
14	Tyler Scott, CB	5/0
71	Dylan Senda, OL	2/0
11	Malcolm Simmons, WR	2/1
19	Sylvester Smith, DB	6/0
39	Griffin Speaks, S	46/0* (31/0)
83	Colby Stafford, WR	1/0
1	Jerrin Thompson, DB	51/33* (49/31)
48	Paul Thompson Jr., S	7/0
3	Perry Thompson, WR	2/0
1	Payton Thorne, QB	44/40 (29/26)
80	Will Upton, WR	1/0
90	Ian Vachon, K	1/--
52	Dillon Wade, OL	32/26* (17/12)
17	Rico Walker, TE	9/0* (8/0)
91	Zykevious Walker, DL	34/1
11	Jamonta Waller, DL	1/0
65	Seth Wilfred, OL	1/0
10	Amaris Williams, DL	2/0
21	Caleb Wooden, S	20/5
17	Robert Woodyard Jr., LB	8/0
77	Jeremiah Wright, OL	32/3

*includes previous school (previous school total)

ALPHABETICAL ROSTER

NO.	NAME	POS.	HT.	WT.	YR.	HOMETOWN	NO.	NAME	POS.	HT.	WT.	YR.	HOMETOWN
0	Damari Alston	RB	5-9	209	Jr.	Atlanta, GA	8	Antonio Kite	CB	6-0	175	So.	Anniston, AL
25	Champ Anthony	CB	5-11	182	Jr.	Fort Worth, TX	82	Jake Kruse	WR	5-10	179	So.	Helena, AL
9	Eugene Asante	LB	6-1	219	Sr.	Alexandria, VA	5	KeAndre Lambert-Smith	WR	6-1	182	Sr.	Norfolk, VA
33	D.J. Barber	LB	5-11	226	Fr.	Birmingham, AL	26	A'mon Lane-Ganus	S	5-10	179	Fr.	Columbiana, AL
19	Jackson Barkley	QB	6-2	206	Jr.	Marietta, GA	4	Kayin Lee	CB	5-11	181	So.	Ellenwood, GA
21	Brian Battie	RB	5-7	168	Sr.	Sarasota, FL	75	Connor Lew	OL	6-3	302	So.	Kennesaw, GA
96	Philip Blidi	DL	6-3	284	Sr.	Trenton, NJ	73	Percy Lewis IV	OL	6-7	355	Sr.	Sallis, MS
47	Malik Blocton	DL	6-3	291	Fr.	Pike Road, AL	14	Robert Lewis	WR	5-10	188	Sr.	Covington, GA
59	Isaac Boulger	OL	6-2	272	Fr.	Northport, AL	13	T.J. Lindsey	DL	6-3	294	Fr.	Little Rock, AR
4	Camden Brown	WR	6-3	200	Jr.	Monroe, LA	28	Kensley Louidor-Faustin	S	5-11	177	Fr.	Naples, FL
15	Hank Brown	QB	6-4	208	RFr.	Nashville, TN	5	Terrance Love	S	6-2	220	So.	Atlanta, GA
67	J.R. Buckner	LS	5-10	251	Fr.	Auburn, AL	12	Dorian Mausl Jr.	LB	6-1	234	Sr.	Detroit, MI
26	Christian Burnette	RB	5-11	199	RFr.	Mobile, AL	27	Mac McClinton	CB	5-8	183	So.	Montgomery, AL
10	Caleb Burton III	WR	5-11	174	So.	Austin, TX	81	Greg McConico Jr.	WR	5-10	190	Sr.	Montgomery, AL
6	Bryce Cain	WR	5-10	150	Fr.	Mobile, AL	52	William Grier McDuffie	LB	6-1	201	Fr.	Birmingham, AL
32	Cade Carlson	S	6-1	186	Fr.	Eads, TN	33	Towns McGough	K/P	6-0	191	Fr.	Auburn, AL
78	DeAndre Carter	OL	6-4	345	Fr.	Temecula, CA	35	Jalen McLeod	Buck	6-1	236	Sr.	Washington, DC
92	Trill Carter	DL	6-0	299	Sr.	Cordele, GA	46	Keaton McNutt	LS	5-11	217	Fr.	Newnan, GA
90	Austin Chambers	DL	6-1	263	Fr.	Madison, AL	38	Alex McPherson	K	5-9	156	So.	Fort Payne, AL
74	Ronan Chambers	OL	6-5	301	Sr.	Cleveland, OH	72	Izavion Miller	OL	6-5	301	Sr.	Memphis, TN
91	Oscar Chapman	P	6-3	211	Sr.	Adelaide, Australia	48	Eli Morton	TE	6-5	219	Fr.	Sardis City, AL
57	Harrison Clemmer	OL	6-0	267	RFr.	Birmingham, AL	63	Jaden Muskrat	OL	6-3	312	Jr.	Berryhill, OK
23	Jeremiah Cobb	RB	5-11	196	So.	Montgomery, AL	40	Hunter Ousley	TE	6-2	224	Fr.	Clanton, AL
41	Josh Cohen	CB	5-10	177	So.	Marietta, GA	31	Joe Phillips	Buck	6-2	251	Fr.	Shorter, AL
8	Cam Coleman	WR	6-3	197	Fr.	Phenix City, AL	22	Isaiah Raikes	DL	6-1	323	Sr.	Woodbury, NJ
20	John Colvin	QB	6-3	184	RFr.	Birmingham, AL	46	Grey Reebals	CB	5-11	183	Fr.	Birmingham, AL
23	Jay Crawford	CB	5-11	179	Fr.	Atlanta, GA	45	Darron Reed Jr.	DL	6-4	285	RFr.	Columbus, GA
24	Keyron Crawford	Buck	6-4	245	Jr.	Memphis, TN	43	John Martin Richter	LB	6-2	227	RFr.	Vestavia Hills, AL
86	Luke Deal	TE	6-5	259	Sr.	Greenwood, SC	16	Demarcus Riddick	LB	6-2	217	Fr.	Clanton, AL
70	Favour Edwin	OL	6-6	301	Fr.	McDonough, GA	84	Micah Riley	TE	6-5	266	So.	Omaha, NE
37	Rod Elston	S	5-9	187	So.	Anniston, AL	30	Jahquez Robinson	S	6-2	200	Jr.	Jacksonville, FL
28	Camden Etheredge	TE	6-0	214	So.	Leeds, AL	3	Laquan Robinson	LB	6-1	204	Jr.	Greenville, AL
13	Rivaldo Fairweather	TE	6-4	252	Sr.	Lauderhill, FL	37	Gabe Russo	P/K	6-0	218	RFr.	Montgomery, AL
15	Keldric Faulk	DE	6-6	288	So.	Highland Home, AL	93	Charley Schwinger	K	6-2	169	So.	Houston, TX
36	Antwon Fegans Jr.	S	6-1	197	Jr.	Oxford, AL	0	Keionte Scott	CB	6-0	192	Sr.	San Diego, CA
58	John Henry Flatt	OL	6-6	311	Fr.	Dallas, TX	14	Tyler Scott	CB	6-1	199	RFr.	Austell, GA
87	Brandon Frazier	TE	6-7	262	Sr.	McKinney, TX	71	Dylan Senda	OL	6-5	318	RFr.	Livonia, MI
93	Joe Frazier Jr.	DL	6-0	281	So.	Auburn, AL	11	Malcolm Simmons	WR	6-0	179	Fr.	Montgomery, AL
25	Cole Gamble	RB	6-0	208	Fr.	Birmingham, AL	19	Sylvester Smith	S	6-0	192	RFr.	Munford, AL
89	Dylan Gentry	WR	5-9	151	Fr.	Phenix City, AL	39	Griffin Speaks	S	5-11	180	Sr.	Auburn, AL
12	Holden Geriner	QB	6-3	205	So.	Savannah, GA	83	Colby Stafford	WR	5-11	175	Jr.	Mobile, AL
38	Fa'Najae Gotay	LB	6-0	226	Sr.	Fort Myers, FL	1	Jerrin Thompson	S	6-0	186	Sr.	Lufkin, TX
42	Coleman Granberry	LB	5-11	200	RFr.	Auburn, AL	48	Paul Thompson Jr.	S	6-0	200	So.	Hoover, AL
56	E.J. Harris	OL	6-5	321	So.	Auburn, AL	3	Perry Thompson	WR	6-3	222	Fr.	Foley, AL
18	Kaleb Harris	S	6-1	201	Fr.	Bessemer, AL	1	Payton Thorne	QB	6-2	203	Sr.	Naperville, IL
20	JC Hart	CB	6-2	199	RFr.	Loachapoka, AL	80	Will Upton	WR	5-9	178	RFr.	Jackson, MS
47	Grant Hidalgo	TE	6-5	243	Jr.	Orlando, FL	90	Ian Vachon	K	5-10	193	So.	Huntsville, AL
44	Reed Hughes	LS	6-1	233	Jr.	Conway, AR	52	Dillon Wade	OL	6-3	303	Jr.	Houston, TX
27	Jarquez Hunter	RB	5-10	209	Sr.	Philadelphia, MS	17	Rico Walker	TE	6-2	246	So.	Hickory, NC
18	Sam Jackson V	WR	5-10	187	Jr.	Chicago, IL	91	Zykeivous Walker	DL	6-4	291	Jr.	Ellaville, GA
44	Sean Jackson	RB	5-9	239	Jr.	Trussville, AL	11	Jamonta Waller	Buck	6-0	243	Fr.	Picayune, MS
97	Quientrail Jamison-Travis	DL	6-4	293	Jr.	Minneapolis, MN	76	Clay Wedin	OL	6-5	286	RFr.	Valrico, FL
29	C.J. Johnson	S	6-2	198	RFr.	Houston, TX	40	Jake White	CB	5-10	188	Fr.	Auburn, AL
54	Tate Johnson	OL	6-4	281	Jr.	LaGrange, GA	9	Walker White	QB	6-3	225	Fr.	Little Rock, AR
79	Tyler Johnson	OL	6-6	320	RFr.	Natchitoches, LA	65	Seth Wilfred	OL	6-5	329	So.	Las Vegas, NV
55	Bradyn Joiner	OL	6-2	328	RFr.	Anniston, AL	10	Amaris Williams	DE	6-2	269	Fr.	Fayetteville, NC
99	Jayson Jones	DL	6-6	340	Sr.	Calera, AL	49	Elias Williams	S	5-10	206	Jr.	El Cerrito, CA
35	Justin Jones	RB	6-1	209	Jr.	Bessemer, AL	21	Caleb Wooden	S	6-1	192	Jr.	Lawrenceville, GA
6	Austin Keys	LB	6-2	247	Sr.	Taylorsville, MS	17	Robert Woodyard Jr.	LB	6-0	220	So.	Mobile, AL
95	Gage Keys	DL	6-4	291	Jr.	Hilliard, OH	77	Jeremiah Wright	OL	6-5	333	Jr.	Selma, AL
85	Cam'Ron King	WR	6-0	195	Fr.	Ocala, FL							

NUMERICAL ROSTER

NO.	NAME	POS.	HT.	WT.	YR.	HOMETOWN
0	Damari Alston	RB	5-9	209	Jr.	Atlanta, GA
0	Keionte Scott	CB	6-0	192	Sr.	San Diego, CA
1	Payton Thorne	QB	6-2	203	Sr.	Naperville, IL
1	Jerrin Thompson	S	6-0	186	Sr.	Lufkin, TX
3	Perry Thompson	WR	6-3	222	Fr.	Foley, AL
3	Laquan Robinson	LB	6-1	204	Jr.	Greenville, AL
4	Camden Brown	WR	6-3	200	Jr.	Monroe, LA
4	Kayin Lee	CB	5-11	181	So.	Ellenwood, GA
5	KeAndre Lambert-Smith	WR	6-1	182	Sr.	Norfolk, VA
5	Terrance Love	S	6-2	220	So.	Atlanta, GA
6	Bryce Cain	WR	5-10	150	Fr.	Mobile, AL
6	Austin Keys	LB	6-2	247	Sr.	Taylorsville, MS
8	Cam Coleman	WR	6-3	197	Fr.	Phenix City, AL
8	Antonio Kite	CB	6-0	175	So.	Anniston, AL
9	Walker White	QB	6-3	225	Fr.	Little Rock, AR
9	Eugene Asante	LB	6-1	219	Sr.	Alexandria, VA
10	Caleb Burton III	WR	5-11	174	So.	Austin, TX
10	Amaris Williams	DE	6-2	269	Fr.	Fayetteville, NC
11	Malcolm Simmons	WR	6-0	179	Fr.	Montgomery, AL
11	Jamonta Waller	Buck	6-0	243	Fr.	Picayune, MS
12	Holden Geriner	QB	6-3	205	So.	Savannah, GA
12	Dorian Mausi Jr.	LB	6-1	234	Sr.	Detroit, MI
13	Rivaldo Fairweather	TE	6-4	252	Sr.	Lauderhill, FL
13	T.J. Lindsey	DL	6-3	294	Fr.	Little Rock, AR
14	Robert Lewis	WR	5-10	188	Sr.	Covington, GA
14	Tyler Scott	CB	6-1	199	RFr.	Austell, GA
15	Hank Brown	QB	6-4	208	RFr.	Nashville, TN
15	Keldric Faulk	DE	6-6	288	So.	Highland Home, AL
16	Demarcus Riddick	LB	6-2	217	Fr.	Clanton, AL
17	Rico Walker	TE	6-2	246	So.	Hickory, NC
17	Robert Woodyard Jr.	LB	6-0	220	So.	Mobile, AL
18	Sam Jackson V	WR	5-10	187	Jr.	Chicago, IL
18	Kaleb Harris	S	6-1	201	Fr.	Bessemer, AL
19	Jackson Barkley	QB	6-2	206	Jr.	Marietta, GA
19	Sylvester Smith	S	6-0	192	RFr.	Munford, AL
20	John Colvin	QB	6-3	184	RFr.	Birmingham, AL
20	JC Hart	CB	6-2	199	RFr.	Loachapoka, AL
21	Brian Battie	RB	5-7	168	Sr.	Sarasota, FL
21	Caleb Wooden	S	6-1	192	Jr.	Lawrenceville, GA
22	Isaiah Raikes	DL	6-1	323	Sr.	Woodbury, NJ
23	Jeremiah Cobb	RB	5-11	196	So.	Montgomery, AL
23	Jay Crawford	CB	5-11	179	Fr.	Atlanta, GA
24	Keyron Crawford	Buck	6-4	245	Jr.	Memphis, TN
25	Cole Gamble	RB	6-0	208	Fr.	Birmingham, AL
25	Champ Anthony	CB	5-11	182	Jr.	Fort Worth, TX
26	Christian Burnette	RB	5-11	199	RFr.	Mobile, AL
26	A'mon Lane-Ganus	S	5-10	179	Fr.	Columbiana, AL
27	Jarquez Hunter	RB	5-10	209	Sr.	Philadelphia, MS
27	Mac McClinton	CB	5-8	183	So.	Montgomery, AL
28	Camden Etheredge	TE	6-0	214	So.	Leeds, AL
28	Kensley Louidor-Faustin	S	5-11	177	Fr.	Naples, FL
29	C.J. Johnson	S	6-2	198	RFr.	Houston, TX
30	Jahquez Robinson	S	6-2	200	Jr.	Jacksonville, FL
31	Joe Phillips	Buck	6-2	251	Fr.	Shorter, AL
32	Cade Carlson	S	6-1	186	Fr.	Eads, TN
33	D.J. Barber	LB	5-11	226	Fr.	Birmingham, AL
33	Towns McGough	K/P	6-0	191	Fr.	Auburn, AL
35	Justin Jones	RB	6-1	209	Jr.	Bessemer, AL
35	Jalen McLeod	Buck	6-1	236	Sr.	Washington, DC
36	Antwon Fegans Jr.	S	6-1	197	Jr.	Oxford, AL

PRONUNCIATION GUIDE

NO.	NAME	PRONUNCIATION
0	DAMARI Alston	dah-MARR-ree
9	Eugene ASANTI	ah-SOHN-tee
21	Brian BATTIE	BAT-TEE
96	Philip BLIDI	BLEE-DEE
36	Antwon FEGANS	FAY-gans
12	Holden GERINER	GURR-inn-ur
38	FA'NAJAE Gotay	fah-nah-zhay
27	JARQUEZ Hunter	jar-KWEZ
97	QUIENTRAIL Jamison-Travis	quinn-trel
85	CAM'RON King	cameron
82	Jake KRUSE	kru-SEE
26	A'MON LANE-GANUS	AH-mon Lane-GAIN-us
4	KAYIN Lee	KAY-enn

NO.	NAME	POS.	HT.	WT.	YR.	HOMETOWN
37	Gabe Russo	P/K	6-0	218	RFr.	Montgomery, AL
37	Rod Elston	S	5-9	187	So.	Anniston, AL
38	Alex McPherson	K	5-9	156	So.	Fort Payne, AL
38	Fa' Najae Gotay	LB	6-0	226	Sr.	Fort Myers, FL
39	Griffin Speaks	S	5-11	180	Sr.	Auburn, AL
40	Hunter Ousley	TE	6-2	224	Fr.	Clanton, AL
40	Jake White	CB	5-10	188	Fr.	Auburn, AL
41	Josh Cohen	CB	5-10	177	So.	Marietta, GA
42	Coleman Granberry	LB	5-11	200	RFr.	Auburn, AL
43	John Martin Richter	LB	6-2	227	RFr.	Vestavia Hills, AL
44	Reed Hughes	LS	6-1	233	Jr.	Conway, AR
44	Sean Jackson	RB	5-9	239	Jr.	Trussville, AL
45	Darron Reed Jr.	DL	6-4	285	RFr.	Columbus, GA
46	Keaton McNutt	LS	5-11	217	Fr.	Newnan, GA
46	Grey Reebals	CB	5-11	183	Fr.	Birmingham, AL
47	Grant Hidalgo	TE	6-5	243	Jr.	Orlando, FL
47	Malik Blocton	DL	6-3	291	Fr.	Pike Road, AL
48	Eli Morton	TE	6-5	219	Fr.	Sardis City, AL
48	Paul Thompson Jr.	S	6-0	200	So.	Hoover, AL
49	Elias Williams	S	5-10	206	Jr.	El Cerrito, CA
52	Dillon Wade	OL	6-3	303	Jr.	Houston, TX
52	William Grier McDuffie	LB	6-1	201	Fr.	Birmingham, AL
54	Tate Johnson	OL	6-4	281	Jr.	LaGrange, GA
55	Bradyn Joiner	OL	6-2	328	RFr.	Anniston, AL
56	E.J. Harris	OL	6-5	321	So.	Auburn, AL
57	Harrison Clemmer	OL	6-0	267	RFr.	Birmingham, AL
58	John Henry Flatt	OL	6-6	311	Fr.	Dallas, TX
59	Isaac Boulger	OL	6-2	272	Fr.	Northport, AL
63	Jaden Muskrat	OL	6-3	312	Jr.	Berryhill, OK
65	Seth Wilfred	OL	6-5	329	So.	Las Vegas, NV
67	J.R. Buckner	LS	5-10	251	Fr.	Auburn, AL
70	Favour Edwin	OL	6-6	301	Fr.	McDonough, GA
71	Dylan Senda	OL	6-5	318	RFr.	Livonia, MI
72	Izavion Miller	OL	6-5	301	Sr.	Memphis, TN
73	Percy Lewis IV	OL	6-7	355	Sr.	Sallis, MS
74	Ronan Chambers	OL	6-5	301	Sr.	Cleveland, OH
75	Connor Lew	OL	6-3	302	So.	Kennesaw, GA
76	Clay Wedin	OL	6-5	286	RFr.	Valrico, FL
77	Jeremiah Wright	OL	6-5	333	Jr.	Selma, AL
78	DeAndre Carter	OL	6-4	345	Fr.	Temecula, CA
79	Tyler Johnson	OL	6-6	320	RFr.	Natchitoches, LA
80	Will Upton	WR	5-9	178	RFr.	Jackson, MS
81	Greg McConico Jr.	WR	5-10	190	Sr.	Montgomery, AL
82	Jake Kruse	WR	5-10	179	So.	Helena, AL
83	Colby Stafford	WR	5-11	175	Jr.	Mobile, AL
84	Micah Riley	TE	6-5	266	So.	Omaha, NE
85	Cam'Ron King	WR	6-0	195	Fr.	Ocala, FL
86	Luke Deal	TE	6-5	259	Sr.	Greenwood, SC
87	Brandon Frazier	TE	6-7	262	Sr.	McKinney, TX
89	Dylan Gentry	WR	5-9	151	Fr.	Phenix City, AL
90	Ian Vachon	K	5-10	193	So.	Huntsville, AL
90	Austin Chambers	DL	6-1	263	Fr.	Madison, AL
91	Oscar Chapman	P	6-3	211	Sr.	Adelaide, Australia
91	Zykeivous Walker	DL	6-4	291	Jr.	Ellaville, GA
92	Trill Carter	DL	6-0	299	Sr.	Cordele, GA
93	Charley Schwinger	K	6-2	169	So.	Houston, TX
93	Joe Frazier Jr.	DL	6-0	281	So.	Auburn, AL
95	Gage Keys	DL	6-4	291	Jr.	Hilliard, OH
96	Philip Blidi	DL	6-3	284	Sr.	Trenton, NJ
97	Quientrail Jamison-Travis	DL	6-4	293	Jr.	Minneapolis, MN
99	Jayson Jones	DL	6-6	340	Sr.	Calera, AL

NO.	NAME	PRONUNCIATION
28	Kensley LOUIDOR-FAUSTIN	L'door-fow-stin
12	Dorian MAUSI	mouw-oo-see
33	Towns MCGOUGH	mc-GOO
35	Jalen McLEOD	mc-CLOUD
38	Alex McPHERSON	mc-FEAR-son
72	IZAVION Miller	eye-ZAY-vee-yon
40	Hunter OUSLEY	OWLS-lee
22	ISAIAH RAIKES	rakes
30	JAHOUEZ Robinson	jah-KWEZ
0	KEIONTE Scott	key-ON-tay
91	ZYKEIVOUS Walker	zy-kee-vee-us
11	JAMONTA Waller	jah-MON-tae
76	Clay WEDIN	WEE-din
10	AMARIS Williams	ah-MAR-riss

OFFENSE

QB	1	PAYTON THORNE (6-2, 203, Sr.)
	15	Hank Brown (6-4, 208, RFr.)
	12	Holden Geriner (6-3, 205, So.)
	9	Walker White (6-3, 225, Fr.)
RB	27	JARQUEZ HUNTER (5-10, 209, Sr.)
	0	Damari Alston (5-9, 209, Jr.)
	23	Jeremiah Cobb (5-11, 196, So.)
	35	Justin Jones (6-1, 209, Jr.)
	44	Sean Jackson (5-9, 239, Jr.)
TE	13	RIVALDO FAIRWEATHER (6-4, 252, Sr.)
	87	Brandon Frazier (6-7, 262, Sr.) OR
	86	Luke Deal (6-5, 259, Sr.)
	84	Micah Riley (6-5, 266, So.)
	17	Rico Walker (6-2, 246, So.)
WR	8	CAM COLEMAN (6-3, 197, Fr.)
	4	Camden Brown (6-3, 200, Jr.) OR
	10	Caleb Burton III (5-11, 174, So.)
WR	14	ROBERT LEWIS (5-10, 188, Sr.)
	11	Malcolm Simmons (6-0, 179, Fr.) OR
	18	Sam Jackson V (5-10, 187, Jr.)
WR	5	KEANDRE LAMBERT-SMITH (6-1, 182, Sr.)
	3	Perry Thompson (6-3, 222, Fr.)
LT	73	PERCY LEWIS IV (6-7, 355, Sr.) OR
	79	TYLER JOHNSON (6-6, 320, RFr.)
	63	Jaden Muskrat (6-3, 312, Jr.)
LG	52	DILLON WADE (6-3, 303, Jr.)
	55	Bradyn Joiner (6-2, 328, RFr.)
C	75	CONNOR LEW (6-3, 302, So.)
	54	Tate Johnson (6-4, 281, Jr.)
RG	77	JEREMIAH WRIGHT (6-5, 333, Jr.)
	56	E.J. Harris (6-5, 321, So.) OR
	78	DeAndre Carter (6-4, 345, Fr.)
RT	72	IZAVION MILLER (6-5, 301, Sr.)
	74	Ronan Chambers (6-5, 301, Sr.)

DEFENSE

DT	96	PHILIP BLIDI (6-3, 284, Sr.) OR
	47	MALIK BLOCTON (6-3, 291, Fr.) OR
	95	GAGE KEYS (6-4, 291, Jr.) OR
	13	T.J.LINDSEY (6-3, 294, Fr.)
NT	22	ISAIAH RAIKES (6-1, 323, Sr.) OR
	99	JAYSON JONES (6-6, 340, Sr.) OR
	92	TRILL CARTER (6-0, 299, Sr.) OR
	97	QUIENTRAIL JAMISON-TRAVIS (6-4, 293, Jr.)
DE	15	KELDRIC FAULK (6-6, 288, So.) OR
	91	ZYKEIVOUS WALKER (6-4, 291, Jr.) OR
	10	AMARIS WILLIAMS (6-2, 269, Fr.)
Buck	35	JALEN McLEOD (6-1, 236, Sr.) OR
	24	KEYRON CRAWFORD (6-4, 245, Jr.) OR
	11	JAMONTA WALLER (6-0, 243, Fr.)
Dime	9	EUGENE ASANTE (6-1, 219, Sr.) OR
	17	ROBERT WOODYARD JR. (6-0, 220, So.) OR
	3	LAQUAN ROBINSON (6-1, 204, Jr.)
MLB	12	DORIAN MAUSI JR. (6-1, 234, Sr.) OR
	38	FA'NAJAE GOTAY (6-0, 226, Sr.) OR
	33	D.J. BARBER (5-11, 226, Fr.)
SLB	6	AUSTIN KEYS (6-2, 247, Sr.) OR
	16	DEMARCUS RIDDICK (6-2, 217, Fr.)
Star	25	CHAMP ANTHONY (5-11, 182, Jr.) OR
	30	JAHQUEZ ROBINSON (6-2, 200, Sr.) OR
	28	KENSLEY LOUIDOR-FAUSTIN (5-11, 177, Fr.)
FS	21	CALEB WOODEN (6-1, 192, Jr.) OR
	18	KALEB HARRIS (6-1, 201, Fr.) OR
	39	GRIFFIN SPEAKS (5-11, 180, Sr.)
BS	1	JERRIN THOMPSON (6-0, 186, Sr.) OR
	19	SYLVESTER SMITH (6-0, 192, RFr.) OR
	5	TERRANCE LOVE (6-2, 220, So.)
CB	0	KEIONTE SCOTT (6-0, 192, Sr.) OR
	8	ANTONIO KITE (6-0, 175, So.) OR
	26	A'MON LANE-GANUS (5-10, 179, Fr.)
CB	4	KAYIN LEE (5-11, 181, So.) OR
	20	JC HART (6-2, 199, RFr.) OR
	23	JAY CRAWFORD (5-11, 179, Fr.)

SPECIAL TEAMS

PK	38	ALEX McPHERSON (5-9, 156, So.)
	33	TOWNS McGOUGH (6-0, 191, Fr.)
	90	Ian Vachon (6-0, 190, So.)
P	91	OSCAR CHAPMAN (6-3, 211, Sr.)
	37	Gabe Russo (6-0, 218, RFr.)
H	91	OSCAR CHAPMAN (6-3, 211, Sr.)
	80	Will Upton (5-9, 178, RFr.)
LS	44	REED HUGHES (6-1, 233, Jr.)
	46	Keaton McNutt (5-11, 217, Fr.)
PR	0	KEIONTE SCOTT (6-0, 192, Sr.)
	5	KEANDRE LAMBERT-SMITH (6-1, 182, Sr.)
KR	23	JEREMIAH COBB (5-11, 196, So.)
	11	MALCOLM SIMMONS (6-0, 179, Fr.)

updated 9/9/24

CAREER STATS VS. NEW MEXICO
(WHILE AT AUBURN ONLY)

PASSING

Player	C-A-I	TD	Yds.	Yds/Gm
NONE				

RUSHING

Player	No.	Yds.	Avg/Carry	TD
NONE				

RECEIVING

Player	No.	Yds.	Avg/Catch	TD
NONE				

PUNT RETURNS

Player	No.	Yds.	Avg/Return	TD
NONE				

KICK RETURNS

Player	No.	Yds.	Avg/Return	TD
NONE				

DEFENSIVE

Player	UA	A	Total	Misc.
NONE				

PUNTING

Player	No.	Yds.	Avg/Punt	Long
NONE				

KICKING

Player	PAT	FGA-FGM	Long FG	Total Points
NONE				

ALABAMA A&M (1-1, 0-0)

Aug. 31	@ Auburn (SEC+)	L, 3-73
Sept. 7	KENTUCKY STATE	W, 49-7
Sept. 14	GEORGETOWN (KY)	6 PM
Sept. 21	@ Austin Peay (ESPN+)	6 PM
Sept. 28	@ Florida A&M (ESPN+)	5 PM
Oct. 5	vs. Jackson State (ESPN+)	4 PM
Oct. 12	BETHUNE-COOKMAN	2 PM
Oct. 26	vs. Alabama State	2:30 PM
Nov. 2	SOUTHERN	2 PM
Nov. 9	@ Arkansas-Pine Bluff	2 PM
Nov. 14	GRAMBLING STATE	7 PM
Nov. 23	@ Mississippi Valley State	Noon

CALIFORNIA (2-0, 0-0)

Aug. 31	UC DAVIS (ACCN)	W, 31-13
Sept. 7	@ Auburn (ESPN2)	W, 21-14
Sept. 14	SAN DIEGO STATE (ESPN)	9:30 PM
Sept. 21	@ Florida State	TBA
Oct. 5	MIAMI	TBA
Oct. 12	@ Pitt	TBA
Oct. 19	NC STATE	TBA
Oct. 26	OREGON STATE	TBA
Nov. 8	@ Wake Forest (ACCN)	7 PM
Nov. 16	SYRACUSE	TBA
Nov. 23	STANFORD	TBA
Nov. 30	@ SMU	TBA

NEW MEXICO (0-2, 0-1)

Aug. 24	MONTANA STATE (FS1)	L, 31-35
Aug. 31	@ Arizona (ESPN)	L, 39-61
Sept. 14	@ Auburn (ESPN2)	6:30 PM
Sept. 21	FRESNO STATE	7:30 PM
Sept. 28	@ New Mexico State	7 PM
Oct. 12	AIR FORCE	6 PM
Oct. 19	@ Utah State	3 PM
Oct. 26	@ Colorado State	4 PM
Nov. 2	WYOMING	3 PM
Nov. 8	@ San Diego State	9:30 PM
Nov. 16	WASHINGTON STATE	TBA
Nov. 30	@ Hawai'i	TBA

ARKANSAS (1-1, 0-0)

Aug. 29	ARKANSAS-PB (ESPNU)	W, 70-0
Sept. 7	at Oklahoma State (ABC)	L, 31-39 (2OT)
Sept. 14	UAB (SECN)	3:15 PM
Sept. 21	at Auburn	TBA
Sept. 28	vs Texas A&M (Arlington)	TBA
Oct. 5	TENNESSEE	TBA
Oct. 19	LSU	TBA
Oct. 26	at Mississippi State	TBA
Nov. 2	OLE MISS	TBA
Nov. 16	TEXAS	TBA
Nov. 23	LOUISIANA TECH	TBA
Nov. 30	at Missouri	TBA

OKLAHOMA (2-0, 0-0)

Aug. 30	TEMPLE (ESPN)	W, 51-3
Sept. 7	HOUSTON (SECN)	W, 16-12
Sept. 14	TULANE (ESPN or ESPN2)	2:30 PM
Sept. 21	TENNESSEE	TBA
Sept. 28	at Auburn	TBA
Oct. 12	vs. Texas (Dallas)	TBA
Oct. 19	SOUTH CAROLINA	TBA
Oct. 26	at Ole Miss	TBA
Nov. 9	MAINE	TBA
Nov. 16	at Missouri	TBA
Nov. 23	ALABAMA	TBA
Nov. 30	at LSU	TBA

GEORGIA (2-0, 0-0)

Aug. 31	vs. Clemson (Atlanta)	W, 34-3
Sept. 7	TENNESSEE TECH	W, 48-3
Sept. 14	at Kentucky	6:30 PM
Sept. 28	at Alabama	6:30 PM
Oct. 5	AUBURN	TBA
Oct. 12	MISSISSIPPI STATE	TBA
Oct. 19	at Texas	TBA
Nov. 2	vs. Florida (Jacksonville)	2:30 PM
Nov. 9	at OLE MISS	TBA
Nov. 16	TENNESSEE	TBA
Nov. 23	MASSACHUSETTS	TBA
Nov. 30	GEORGIA TECH	TBA

MISSOURI (2-0, 0-0)

Aug. 29	MURRAY STATE (SECN)	W, 51-0
Sept. 7	BUFFALO (SEC+)	W, 38-0
Sept. 14	BOSTON COLLEGE (SECN)	11:45 AM
Sept. 21	VANDERBILT	TBA
Oct. 5	at Texas A&M	TBA
Oct. 12	at MASSACHUSETTS	TBA
Oct. 19	AUBURN	TBA
Oct. 26	at Alabama	TBA
Nov. 9	OKLAHOMA	TBA
Nov. 16	at South Carolina	TBA
Nov. 23	at Mississippi State	TBA
Nov. 30	ARKANSAS	TBA

KENTUCKY (1-1, 0-1)

Aug. 31	SOUTHERN MISS (SECN)	W, 31-0
Sept. 7	SOUTH CAROLINA (ABC)	L, 6-31
Sept. 14	GEORGIA (ABC)	6:30 PM
Sept. 21	OHIO (SECN)	11:45 AM
Sept. 28	at Ole Miss	TBA
Oct. 12	VANDERBILT	TBA
Oct. 19	at Florida	TBA
Oct. 26	AUBURN	TBA
Nov. 2	at Tennessee	TBA
Nov. 16	MURRAY STATE	TBA
Nov. 23	at Texas	TBA
Nov. 30	LOUISVILLE	TBA

VANDERBILT (2-0, 0-0)

Aug. 31	VIRGINIA TECH (ESPN)	W, 34-27 (OT)
Sept. 7	ALCORN STATE (ESPNU)	W, 55-0
Sept. 14	at Georgia State (ESPN+)	6 PM
Sept. 21	at Missouri	TBA
Oct. 5	ALABAMA	TBA
Oct. 12	at Kentucky	TBA
Oct. 19	BALL STATE	TBA
Oct. 26	TEXAS	TBA
Nov. 2	at Auburn	TBA
Nov. 9	SOUTH CAROLINA	TBA
Nov. 23	at LSU	TBA
Nov. 30	TENNESSEE	TBA

ULM (2-0, 0-0)

Aug. 29	JACKSON STATE (ESPN+)	W, 30-14
Sept. 7	UAB (ESPN+)	W, 32-6
Sept. 21	@ Texas (SEC+)	7 PM
Sept. 28	@ Troy	TBA
Oct. 5	JAMES MADISON	TBA
Oct. 12	SOUTHERN MISS	TBA
Oct. 26	@ South Alabama	TBA
Nov. 2	@ Marshall	TBA
Nov. 9	TEXAS STATE	TBA
Nov. 16	@ Auburn (SECN)	11:45 AM
Nov. 23	@ Arkansas State	TBA
Nov. 30	LOUISIANA	TBA

TEXAS A&M (1-1, 0-0)

Aug. 31	NOTRE DAME (ABC)	L, 13-23
Sept. 7	MCNEESE (SECN)	W, 52-10
Sept. 14	at Florida (ABC)	2:30 PM
Sept. 21	BOWLING GREEN	TBA
Sept. 28	vs. Arkansas (Arlington)	TBA
Oct. 5	MISSOURI	TBA
Oct. 19	at Mississippi State	TBA
Oct. 26	LSU	TBA
Nov. 2	at South Carolina	TBA
Nov. 16	NEW MEXICO STATE	TBA
Nov. 23	at Auburn	TBA
Nov. 30	TEXAS	TBA

ALABAMA (2-0, 0-0)

Aug. 31	WESTERN KENTUCKY (ESPN)	W, 63-0
Sept. 7	SOUTH FLORIDA (ESPN)	W, 42-16
Sept. 14	at Wisconsin (FOX)	11 AM
Sept. 28	GEORGIA (ABC)	6:30 PM
Oct. 5	at Vanderbilt	TBA
Oct. 12	SOUTH CAROLINA	TBA
Oct. 19	at Tennessee	TBA
Oct. 26	MISSOURI	TBA
Nov. 9	at LSU	TBA
Nov. 16	MERCER	TBA
Nov. 23	at Oklahoma	TBA
Nov. 30	AUBURN	TBA

HUGH FREEZE » HEAD COACH



>> Hugh Freeze was named the 31st head football coach in Auburn's 129-year history on November 28, 2022. Freeze holds a 110-55 overall record as a head coach and is 47-27 in conference games.

>> With Auburn's selection to the Music City Bowl in 2023, Freeze has now led four teams to a postseason bowl during his career. That ties him for the most schools among active coaches and fifth among coaches all-time. Freeze has guided Arkansas State, Ole Miss, Liberty and Auburn all to bowl games.

>> The head coach at Liberty from 2019-22, Freeze led the Flames to four bowl games and a 34-15 record. During his tenure at Liberty, he took former Auburn quarterback Malik Willis and developed him into one of the nation's top quarterbacks in 2021.

>> Freeze has experienced similar success at each of his head coaching stops prior to Liberty that include Lambuth University (2008-09), Arkansas State (2011) and Ole Miss (2012-16). The Oxford, Mississippi, native led each school to double-digit win seasons, while helping Ole Miss to a top 10 national finish in 2015. His on-field coaching record in 12 years is 109-55.

>> Freeze guided Liberty to a 10-1 overall record in 2020 and the team's first-ever national ranking as it finished No. 17 in the country. That season Liberty had the best start in program history (8-0), tied the program record for wins (10) and defeated two Power 5 programs in Syracuse and Virginia Tech. For his efforts, Freeze was a finalist for the George Munger Collegiate Coach of the Year Award that season.

>> While the head coach at Ole Miss, Freeze led it back to championship form during his five seasons, guiding it to bowl games during three of his five years, including wins in the 2013 Music City bowl and the 2016 Sugar Bowl.

>> Freeze's time in Oxford was highlighted by a 10-3 campaign in 2015, the program's first 10-win season since 2003. The Rebels won their first four games of the 2015 season, including a 43-37 road victory over No. 2 Alabama, Ole Miss' first win in Tuscaloosa, since 1988.

FREEZE FILE

COACH HUGH FREEZE

Hometown Oxford, Miss.
College Southern Miss (1992)
Family Wife: Jill
..... Daughters: Ragan, Jordan, Madison

COACHING CAREER

Year	School	Position
2023	Auburn	Head Coach
2019-22	Liberty	Head Coach
2018	Arizona Hotshots (AAF)	Off. Coordinator
2012-16	Ole Miss	Head Coach
2011	Arkansas State	Head Coach
2010	Arkansas State	Off. Coordinator
2009-10	San Jose' State	Off. Coordinator
2008-09	Lambuth	Head Coach
2006-07	Ole Miss	Tight Ends/Recruiting
2005	Ole Miss	Assistant AD/Football External Affairs
1994-2004	Briarcrest Christian HS	Head Coach
1992-94	Briarcrest Christian HS	Off. Coordinator/DBs

CAREER COACHING HONORS

2020 George Munger Collegiate Coach of the Year Finalist
2013 Grant Teaff FCA Coach of the Year
2011 Sun Belt Conference Coach of the Year
2009 AFCA Southeast Region Coach of the Year
2009 Mid-South Conference Coach of the Year
5-Time Region 8-AA Coach of the Year
4-Time Associated Press High School Coach of the Year

YEAR	SCHOOL	REC.	CONF.	NOTES
2008	Lambuth	8-4	8-2	NAIA playoffs 1st rd
2009	Lambuth	12-1	9-0	NAIA playoffs 2nd rd
2011	Arkansas State	10-2	8-0	Sun Belt Champs/Godaddy.com Bowl
2012	Ole Miss	7-6	3-5	BBVA Compass Bowl
2013	Ole Miss	8-5	3-5	Music City Bowl
2014	Ole Miss	9-4	5-2	Peach Bowl
2015	Ole Miss	10-3	6-2	Sugar Bowl
2016	Ole Miss	5-6	2-6	--
2019	Liberty	8-5	-	Cure Bowl
2020	Liberty	10-1	-	Cure Bowl
2021	Liberty	8-5	-	Lending Tree Bowl
2022	Liberty	8-4	-	Boca Raton Bowl
2023	Auburn	6-7	3-5	Music City Bowl
2024	Auburn	1-1	-	--
TOTAL	14 years	110-55 (.667)	47-27 (.635)	

FREEZE VS. ALL OPPONENTS

Akron.....	1-0
Alabama.....	2-4
Alabama A&M.....	1-0
Arkansas.....	4-3
Army.....	0-1
Auburn.....	2-3
Boise State.....	1-0
Buffalo.....	1-0
BYU.....	1-1
California.....	1-1
Campbell.....	1-0
Central Arkansas.....	2-0
Coastal Carolina.....	1-0
Eastern Michigan.....	1-0
FIU.....	2-0
Florida.....	0-1
Florida Atlantic.....	1-0
Florida State.....	0-1
Fresno State.....	1-0
Gardner-Webb.....	1-0
Georgia.....	1-2
Georgia Southern.....	2-0
Georgia Tech.....	1-0
Hampton.....	1-0
Idaho.....	1-0
Illinois.....	0-1
Louisiana.....	2-2
Louisiana-Monroe.....	2-1
LSU.....	2-4
Maine.....	1-0
Maryland.....	0-1
Memphis.....	3-1
Middle Tennessee.....	2-0
Mississippi State.....	4-2
Missouri.....	0-1
NC State.....	0-1
New Mexico.....	1-0
New Mexico State.....	3-2
North Alabama.....	1-0
North Texas.....	2-0
Northern Illinois.....	1-0
Oklahoma State.....	1-0
Old Dominion.....	2-0
Ole Miss.....	0-2
Pitt.....	1-0
Presbyterian.....	1-0
Rutgers.....	0-1
Samford.....	1-0
SE Missouri State.....	1-0
Southern Miss.....	2-0
Syracuse.....	1-2
TCU.....	0-1
Tennessee.....	1-0
Texas.....	1-1
Texas A&M.....	3-3
Troy.....	3-0
Tulane.....	1-0
UAB.....	2-0
UConn.....	0-1
UMass.....	5-0
UTEP.....	1-0
UT Martin.....	1-0
Vanderbilt.....	4-2
Virginia.....	0-1
Virginia Tech.....	1-2
Wake Forest.....	0-1
Western Carolina.....	1-0
Western Kentucky.....	2-0
Wofford.....	1-0

110-55

2008

8-4, 8-2 MSC
LAMBUTH

NAIA PLAYOFFS - FIRST ROUND

2009

12-1, 9-0 MSC
LAMBUTH

NAIA PLAYOFFS - SECOND ROUND

2011

10-3, 8-0 SUN BELT
ARKANSAS STATE

SUN BELT CHAMPIONS

9/3	at Illinois	Champaign IL	NR/NR	15-33	L	45,154
9/10	MEMPHIS	JONESBORO	NR/NR	47-3	W	29,872
9/17	at Virginia Tech	Blacksburg, VA	NR/12	7-26	L	66,323
9/24	CENTRAL ARK.	JONESBORO	NR/NR	53-24	W	27,918
10/1	* at Western Kentucky	Bowling Green, KY	NR/NR	26-22	W	10,813
10/8	* at Louisiana-Monroe	Monroe, LA	NR/NR	24-19	W	15,027
10/18	* FIU	JONESBORO	NR/NR	34-16	W	15,573
10/29	* NORTH TEXAS	JONESBORO	NR/NR	37-14	W	19,761
11/5	* at Florida Atlantic	Boca Raton, FL	NR/NR	39-21	W	15,162
11/12	* LOUISIANA	JONESBORO	NR/NR	30-21	W	20,261
11/19	* at Middle Tennessee	Murfreesboro, TN	NR/NR	45-19	W	12,806
12/3	* TROY	JONESBORO	NR/NR	45-14	W	14,156
GODADDY.COM BOWL						
1/8	vs. Northern Illinois*	Mobile, AL	NR/NR	20-38	L	38,734

*Freeze did not coach bowl game

2012

7-6, 3-5 SEC
OLE MISS

9/1	CENTRAL ARK	OXFORD	NR/NR	49-27	W	50,544
9/8	UTEP	OXFORD	NR/NR	28-10	W	53,133
9/15	TEXAS	OXFORD	NR/12	31-66	L	61,797
9/22	at Tulane	New Orleans, LA	NR/NR	39-0	W	28,913
9/29	* at Alabama	Tuscaloosa, AL	NR/1	14-33	L	101,821
10/6	* TEXAS A&M	OXFORD	NR/NR	27-30	L	55,343
10/13	* AUBURN	OXFORD	NR/NR	41-20	W	57,068
10/27	* vs. Arkansas	Little Rock, AR	NR/NR	30-27	W	55,378
11/3	* at Georgia	Athens, GA	NR/6	10-37	L	92,746
11/10	* VANDERBILT	OXFORD	NR/NR	26-27	L	60,572
11/17	* at LSU	Baton Rouge, LA	NR/7	35-41	L	92,872
11/24	* MISSISSIPPI STATE	OXFORD	NR/24	41-24	W	61,005
BBVA COMPASS BOWL						
1/5	vs. Pittsburgh	at Birmingham, AL	NR/NR	38-17	W	59,135

2013

8-5, 3-5 SEC
OLE MISS

8/29	* at Vanderbilt	Nashville, TN	NR/NR	39-25	W	40,350
9/7	SE MISSOURI STATE	OXFORD	NR/NR	31-13	W	60,815
9/14	at Texas	Austin, TX	25/NR	44-23	W	101,474
9/28	* at Alabama	Tuscaloosa, AL	21/1	0-25	L	101,821
10/5	* at Auburn	Auburn, AL	24/NR	22-30	L	86,504
10/12	* TEXAS A&M	OXFORD	NR/9	38-41	L	60,950
10/19	* LSU	OXFORD	NR/6	27-24	W	61,160
10/26	IDAHO	OXFORD	NR/NR	59-14	W	57,870
11/9	* ARKANSAS	OXFORD	NR/NR	34-24	W	60,856
11/16	TROY	OXFORD	NR/NR	51-21	W	52,931
11/23	* MISSOURI	OXFORD	24/8	10-24	L	61,168
11/28	* at Mississippi State	Starkville, MS	NR/NR	10-17	L OT	55,113
MUSIC CITY BOWL						
12/30	vs. Georgia Tech	Nashville, TN	NR/NR	25-17	W	52,125

2014

9-4, 5-2 SEC
OLE MISS

17th AP, 19th USA Today

8/28	vs. Boise State	Atlanta, GA	18/NR	35-13	W	32,823
9/6	* at Vanderbilt	Nashville, TN	15/NR	41-3	W	43,260
9/13	LOUISIANA	OXFORD	14/NR	56-15	W	60,937
9/27	MEMPHIS	OXFORD	10/NR	24-3	W	61,291
10/4	* ALABAMA	OXFORD	11/3	23-17	W	61,826
10/11	* at Texas A&M	College Station, TX	3/14	35-20	W	110,633
10/18	* TENNESSEE	OXFORD	3/NR	34-3	W	62,081
10/25	* at LSU	Baton Rouge, LA	3/24	7-10	L	102,321
11/1	AUBURN	OXFORD	4/3	31-35	L	62,090
11/8	PRESBYTERIAN	OXFORD	11/NR	48-0	W	60,546
11/22	* at Arkansas	Fayetteville, AR	8/NR	0-30	L	64,510
11/29	* MISSISSIPPI STATE	OXFORD	19/4	31-17	W	62,058
PEACH BOWL						
12/31	vs. TCU	Atlanta, GA	9/6	3-42	L	65,706

2015		10-3, 6-2 SEC OLE MISS				
10th AP, 9th USA Today						
9/5	UT MARTIN	OXFORD	17/NR	76-3	W	60,186
9/12	FRESNO STATE	OXFORD	17/NR	73-21	W	60,302
9/19	* at Alabama	Tuscaloosa, AL	15/2	43-37	W	101,821
9/26	* VANDERBILT	OXFORD	3/NR	27-16	W	60,654
10/3	* at Florida	Gainesville, FL	3/25	10-38	L	90,585
10/10	NEW MEXICO ST	OXFORD	14/NR	52-3	W	60,154
10/17	at Memphis	Memphis, TN	13/NR	24-37	L	60,241
10/24	* TEXAS A&M	OXFORD	24/15	23-3	W	60,674
10/31	* at Auburn	Auburn, AL	19/NR	27-19	W	87,451
11/7	* ARKANSAS	OXFORD	18/NR	53-52	L OT	60,680
11/21	* LSU	OXFORD	22/15	38-17	W	60,705
11/29	* at Mississippi State	Starkville, MS	18/21	38-27	W	62,265
SUGAR BOWL						
1/1	vs. Oklahoma State	at New Orleans, LA	12/16	48-20	W	72,117

2016	5-6, 2-6 SEC OLE MISS					
9/5	vs. Florida State	at Orlando, FL	11/4	34-45	L	63,042
9/10	WOFFORD	OXFORD	19/NR	38-13	W	64,232
9/17	* ALABAMA	OXFORD	19/1	43-48	L	66,176
9/24	* GEORGIA	OXFORD	23/12	45-14	W	65,843
10/1	* MEMPHIS	OXFORD	16/NR	48-28	W	65,889
10/15	* at Arkansas	at Fayetteville, AR	12/22	30-34	L	73,786
10/22	* at LSU	at Baton Rouge, LA	23/25	21-38	L	101,720
10/29	* AUBURN	OXFORD	NR/15	29-40	L	65,927
11/5	GA SOUTHERN	OXFORD	NR/NR	37-27	W	60,263
11/12	* at Texas A&M	at College Station, TX	NR/10	29-28	W	104,892
11/19	* at Vanderbilt	at Nashville, TN	NR/NR	17-38	L	27,763
11/26	* MISSISSIPPI STATE	OXFORD	NR/NR	20-55	L	66,038

2019	8-5 LIBERTY					
8/31	SYRACUSE	LYNCHBURG	NR/22	0-24	L	21,671
9/7	at Louisiana	at Lafayette, LA	NR/NR	14-35	L	16,231
9/14	BUFFALO	LYNCHBURG	NR/NR	35-17	W	14,584
9/21	HAMPTON	LYNCHBURG	NR/NR	62-27	W	18,944
9/28	NEW MEXICO	LYNCHBURG	NR/NR	17-10	W	17,101
10/5	at New Mexico St.	at Las Cruces, NM	NR/NR	20-13	W	23,140
10/19	MAINE	LYNCHBURG	NR/NR	59-44	W	18,657
10/26	at Rutgers	at Piscataway, NJ	NR/NR	34-44	L	23,854
11/2	at UMass	at Hadley, MA	NR/NR	63-21	W	10,184
11/9	at BYU	at Provo, UT	NR/NR	24-31	L	54,683
11/23	at Virginia	at Charlottesville, VA	NR/NR	27-55	L	37,329
11/30	NEW MEXICO ST	LYNCHBURG	NR/NR	49-28	W	18,674
CURE BOWL						
12/21	vs. Georgia Southern	at Orlando, FL	NR/NR	23-16	W	18,158

2020		10-1 LIBERTY				
17th AP, 18th USA Today						
9/19	at Western Kentucky	at Bowling Green, KY	NR/NR	30-24	W	4,276
9/26	FIU	LYNCHBURG	NR/NR	36-34	W	1,000
10/3	NORTH ALABAMA	LYNCHBURG	NR/NR	28-7	W	1,000
10/10	ULM	LYNCHBURG	NR/NR	40-7	W	1,000
10/17	at Syracuse	at Syracuse, NY	NR/NR	38-21	W	0
10/24	SOUTHERN MISS	LYNCHBURG	NR/NR	56-35	W	1,000
11/7	at Virginia Tech	at Blacksburg, VA	25/NR	38-35	W	1,000
11/14	W. CAROLINA	LYNCHBURG	22/NR	58-14	W	1,000
11/21	at NC State	at Raleigh, NC	21/NR	14-15	L	4,032
11/27	UMASS	LYNCHBURG	NR/NR	45-0	W	-
CURE BOWL						
12/26	vs. Coastal Carolina	vs. Orlando, FL	NR/12	37-34	W	OT 4,488

2021	8-5 LIBERTY					
9/4	CAMPBELL	LYNCHBURG	NR/NR	48-7	W	15,834
9/11	at Troy	Troy, AL	NR/NR	21-13	W	24,714
9/18	OLD DOMINION	LYNCHBURG	NR/NR	45-17	W	18,471
9/24	at Syracuse	Syracuse, NY	NR/NR	21-24	L	29,942
10/2	at UAB	Birmingham, AL	NR/NR	36-12	W	37,167
10/9	MIDDLE TENNESSEE	LYNCHBURG	NR/NR	41-13	W	19,935
10/16	at Louisiana-Monroe	Monroe, LA	NR/NR	28-31	L	11,546
10/23	at North Texas	Denton, TX	NR/NR	35-26	W	13,454
10/30	UMASS	LYNCHBURG	NR/NR	62-17	W	16,577
11/6	at Ole Miss	Oxford, MS	NR/16	14-27	L	53,235
11/20	LOUISIANA	LYNCHBURG	NR/NR	14-42	L	15,564
11/27	ARMY	LYNCHBURG	NR/NR	16-31	L	19,269
LENDING TREE BOWL						
12/18	vs. Eastern Michigan	at Mobile, AL	NR/NR	56-20	W	15,186

2022	8-4 LIBERTY					
9/3	at Southern Miss	Hattiesburg, MS	NR/NR	29-27	W	OT 25,051
9/10	UAB	LYNCHBURG	NR/NR	21-14	W	18,892
9/17	at Wake Forest	Winston-Salem, NC	NR/19	36-37	L	32,891
9/24	AKRON	LYNCHBURG	NR/NR	21-12	W	20,004
10/1	at Old Dominion	Norfolk, VA	NR/NR	38-24	W	18,368
10/8	at UMass	Hadley, MA	NR/NR	42-24	W	11,217
10/15	GARDNER-WEBB	LYNCHBURG	NR/NR	21-20	W	20,924
10/22	BYU	LYNCHBURG	NR/NR	41-14	W	24,012
11/5	at Arkansas	Fayetteville, AR	NR/NR	21-19	W	70,072
11/12	at UConn	Hartford, CT	NR/NR	33-36	L	15,107
11/19	VIRGINIA TECH	LYNCHBURG	NR/NR	22-23	L	23,055
11/26	NEW MEXICO ST	LYNCHBURG	NR/NR	14-49	L	18,837

NOTE: Liberty accepted a bid to the Boca Raton Bowl, but Freeze did not coach in the game, having already been named Auburn head coach.

2023	6-7, 3-5 SEC AUBURN					
9/2	UMASS	AUBURN	RV/NR	59-14	W	88,043
9/10	at California	Berkeley, CA	RV/NR	14-10	W	44,141
9/16	SAMFORD	AUBURN	NR/NR	45-13	W	88,043
9/23	* at Texas A&M	Bryan-College Station, TX	NR/NR	10-27	L	102,530
9/30	* GEORGIA	AUBURN	NR/1	20-27	L	88,043
10/14	* at LSU	Baton Rouge, LA	NR/22	18-48	L	102,321
10/21	* OLE MISS	AUBURN	NR/13	21-28	L	88,043
10/28	* MISSISSIPPI STATE	AUBURN	NR/NR	27-13	W	88,043
11/4	* at Vanderbilt	Nashville, TN	NR/NR	31-15	W	28,500
11/11	* at Arkansas	Fayetteville, AR	NR/NR	48-10	W	72,033
11/18	NEW MEXICO STATE	AUBURN	NR/NR	10-31	L	88,043
11/25	* ALABAMA	AUBURN	NR/8	24-27	L	88,043
TRANSPERFECT MUSIC CITY BOWL						
12/30	vs. Maryland	Nashville, TN	NR/NR	13-31	L	50,088

2024	1-1, 0-0 SEC AUBURN					
8/31	ALABAMA A&M	AUBURN	NR/NR	73-3	W	88,043
9/7	CALIFORNIA	AUBURN	NR/NR	14-21	L	88,043

AUBURN TEAM SUPERLATIVES UNDER FREEZE

Most Points

1.	73 vs. Alabama A&M	8-31-24
2.	59 vs. UMass	9-2-23
3.	48 at Arkansas	11-11-23
4.	45 vs. Samford	9-16-23
5.	31 at Vanderbilt	11-4-23

Fewest Points Allowed

1.	3 vs. Alabama A&M	8-31-24
2.	10 at California	9-9-23
	10 at Arkansas	11-11-23
4.	13 vs. Samford	9-16-23
	13 vs. Mississippi State	10-28-23

Most First Downs

1.	32 at Arkansas	11-11-23
2.	27 vs. UMass	9-2-23
3.	26 vs. Samford	9-16-23
4.	21 vs. Mississippi State	10-28-23
5.	20 vs. Maryland	12-30-23

Fewest First Downs Allowed

1.	10 at Arkansas	11-11-23
2.	11 vs. UMass	9-2-23
3.	12 vs. Samford	9-16-23
	12 at Vanderbilt	11-4-23
5.	13 vs. Alabama A&M	8-31-24

Most Rushing Attempts

1.	55 at Arkansas	11-11-23
2.	44 vs. UMass	9-2-23
3.	43 vs. Samford	9-16-23
	43 vs. Georgia	9-30-23
5.	42 vs. Alabama	11-25-23

Fewest Rushing Attempts, Opponent

1.	27 vs. UMass	9-2-23
2.	28 vs. Samford	9-16-23
3.	30 vs. Georgia	9-30-23
	30 at Vanderbilt	11-4-23
5.	32 at Arkansas	11-11-23
	32 vs. Maryland	12-30-23

Most Rushing Yards

1.	354 at Arkansas	11-11-23
2.	289 vs. UMass	9-2-23
3.	244 vs. Alabama	11-25-23
4.	243 vs. Georgia	9-30-23
5.	230 at Vanderbilt	11-4-23

Fewest Rushing Yards Allowed

1.	36 vs. Alabama A&M	8-31-24
2.	74 vs. Samford	9-16-23
3.	99 vs. California	9-7-24
4.	100 at Vanderbilt	11-4-23
5.	102 vs. Maryland	12-30-23

Most Passes Attempted

1.	42 vs. Maryland	12-30-23
2.	36 vs. Samford	9-16-23
3.	28 vs. Alabama A&M	8-31-24
4.	27 at LSU	10-14-23
	27 at Vanderbilt	11-4-23
	27 vs. California	9-7-24

Most Passes Completed

1.	27 vs. Samford	9-16-23
----	----------------	---------

2.	21 vs. Maryland	12-30-23
3.	20 vs. Mississippi State	10-28-23
4.	18 vs. Alabama A&M	8-31-24
5.	17 at Vanderbilt	11-4-23

Fewest Passes Attempted, Opponent

1.	18 vs. Ole Miss	10-21-23
2.	20 at Arkansas	11-11-23
3.	24 vs. UMass	9-2-23
	24 vs. Alabama	11-25-23
5.	25 at Texas A&M	9-23-23

Fewest Passes Completed, Opponent

1.	10 vs. Ole Miss	10-21-23
	10 vs. Maryland	12-30-23
3.	12 at Arkansas	11-11-23
4.	14 vs. UMass	9-2-23
5.	15 at Texas A&M	9-23-23

Most Passing Yards

1.	451 vs. Alabama A&M	8-31-24
2.	340 vs. Samford	9-16-23
3.	230 vs. Mississippi State	10-28-23
4.	224 vs. Maryland	12-30-23
5.	203 vs. UMass	9-2-23

Fewest Passing Yards Allowed

1.	135 at Arkansas	11-11-23
2.	144 vs. Samford	9-16-23
3.	160 at California	9-9-23
4.	161 vs. UMass	9-2-23
	161 vs. Mississippi State	10-28-23

Most Total Offense

1.	628 vs. Alabama A&M	8-31-24
2.	562 vs. Samford	9-16-23
3.	517 at Arkansas	11-11-23
4.	492 vs. UMass	9-2-23
5.	424 at Vanderbilt	11-4-23

Fewest Total Yards Allowed

1.	218 vs. Samford	9-16-23
2.	240 vs. Alabama A&M	8-31-24
3.	255 at Arkansas	11-11-23
4.	266 at Vanderbilt	11-4-23
5.	273 at California	9-9-23

Punting Average (Min. of 4)

1.	51.2 vs. Georgia	9-30-23
2.	49.1 vs. Ole Miss	10-21-23
3.	47.8 vs. Alabama	11-25-23
4.	47.5 vs. New Mexico State	11-18-23
5.	47.2 vs. Mississippi State	10-28-23

Most Time of Possession

1.	38:15 at Arkansas	11-11-23
2.	33:28 vs. Samford	9-16-23
3.	32:10 at Texas A&M	9-23-23
4.	32:00 vs. Maryland	12-30-23
5.	31:35 vs. UMass	9-2-23

FREEZE ERA RECORDS

2024All-Time

Jordan-Hare Stadium	1-1.....	4-5
Away	0-0.....	3-2
Neutral	0-0.....	0-1
SEC (reg. season only).....	0-0.....	3-5
West	0-0.....	2-4
East	0-0.....	1-1
Non-Conference	1-1.....	4-3
Overtime Games	0-0.....	0-0
Day Games	0-1.....	4-6
Night Games	1-0.....	3-2
August	1-0.....	1-0
September	0-1.....	3-3
October.....	0-0.....	1-2
November.....	0-0.....	2-2
December/January	0-0.....	0-1
AU scores first	1-1.....	6-2
Opponent scores first	0-0.....	1-6
Leading at half	1-0.....	6-0
Trailing at half	0-1.....	1-6
Tied at half	0-0.....	0-2
Leading after 3rd.....	1-0.....	6-1
Trailing after 3rd	0-1.....	1-6
Tied after 3rd.....	0-0.....	0-1
Scoring less than 20 pts.....	0-1.....	1-5
Scoring 20+ pts.....	1-0.....	6-3
Scoring 30+ pts.....	1-0.....	5-0
Allowing less than 20 pts.....	1-0.....	7-0
Allowing 20+ pts	0-1.....	0-7
Allowing 30+ pts	0-0.....	0-3
Rushing for <100 yds.....	0-0.....	0-1
Rushing for 100+ yds.....	1-1.....	7-7
Rushing for 200+ yds.....	0-0.....	4-1
Passing for 200+ yds.....	1-0.....	4-1
Passing for 300+ yds.....	1-0.....	2-0
Totalling less than 300 yds.....	0-1.....	1-5
300+ yds of total offense	1-0.....	6-3
400+ yds of total offense	1-0.....	6-0
500+ yds of total offense	1-0.....	3-0
Allowing <100 yds rushing.....	1-1.....	3-1
Allowing <300 yds total offense	1-0.....	5-0
Allowing 300+ yds total offense	0-1.....	2-8
Have a 100-yd rusher	0-0.....	4-0
Opp. have a 100-yd rusher.....	0-0.....	1-2
AU out-rushes opp.	1-1.....	7-3
AU is out-rushed.....	0-0.....	0-5
Rushing yards tied.....	0-0.....	0-0
AU out-passes opp.	1-0.....	6-1
AU is out-passed.....	0-1.....	1-7
vs. AP Top 5	0-0.....	0-1
vs. AP Top 10	0-0.....	0-2
vs. AP Top 25	0-0.....	0-4

MISC. UNDER FREEZE

Longest Scoring Drive

BY PLAYS: 16 vs. Alabama, 11-25-23

BY TIME: 8:18 vs. Alabama, 11-25-23

BY YARDS: 88 vs. Alabama, 11-25-23

Most Plays: 79 vs. Samford, 9-16-23

Most Plays Against: 78 at California, 9-9-23

AUBURN INDIVIDUAL SUPERLATIVES UNDER FREEZE

Rushing Attempts				Punt Returns			
1.	19	Jarquez Hunter vs. Georgia	9-30-23	1.	3	Koy Moore vs. Ole Miss	10-21-23
	19	Jarquez Hunter at Vanderbilt	11-4-23		3	Keionte Scott at Vanderbilt	11-4-23
3.	17	Jarquez Hunter vs. Mississippi State	10-28-23		3	Keionte Scott at Arkansas	11-11-23
	17	Payton Thorne vs. New Mexico State	11-18-23		3	Keionte Scott vs. Maryland	12-30-23
5.	16	Jarquez Hunter at Arkansas	11-11-23	5.	2	Keionte Scott vs. Alabama A&M	8-31-24
Net Rushing Yards					2	Keionte Scott vs. UMass	9-2-23
1.	183	Jarquez Hunter at Vanderbilt	11-4-23		2	Keionte Scott at California	9-9-23
2.	144	Jarquez Hunter vs. Mississippi State	10-28-23		2	Keionte Scott at Texas A&M	9-23-23
3.	123	Payton Thorne vs. Samford	9-16-23		2	Keionte Scott vs. California	9-7-24
4.	109	Jarquez Hunter at Arkansas	11-11-23	Punt Return Yards			
5.	93	Jarquez Hunter vs. Alabama	11-25-23	1.	83	Keionte Scott at Arkansas	11-11-23
Rushing TDs				2.	67	Keionte Scott vs. UMass	9-2-23
1.	3	Robby Ashford vs. UMass	9-2-23	3.	49	Keionte Scott vs. Alabama A&M	8-31-24
2.	2	Payton Thorne vs. Samford	9-16-23	4.	34	Keionte Scott vs. Maryland	12-30-23
	2	Jarquez Hunter vs. Ole Miss	10-21-23	5.	21	Micah Riley vs. Alabama A&M	8-31-24
	2	Jarquez Hunter at Vanderbilt	11-4-23	Kickoff Returns			
5.	1	Done 17 times		1.	4	Brian Battie vs. Alabama	11-25-23
Pass Attempts					4	Brian Battie vs. Maryland	12-30-23
1.	32	Payton Thorne vs. Samford	9-16-23	3.	3	Brian Battie vs. UMass	9-2-23
2.	27	Payton Thorne at Vanderbilt	11-4-23		3	Brian Battie at California	9-9-23
	27	Payton Thorne vs. Maryland	12-30-23		3	Brian Battie vs. Samford	9-16-23
	27	Payton Thorne vs. California	9-7-24		3	Brian Battie at LSU	10-14-23
4.	26	Payton Thorne vs. Mississippi State	10-28-23	Kickoff Return Yards			
Pass Completions				1.	89	Brian Battie vs. Samford	9-16-23
1.	24	Payton Thorne vs. Samford	9-16-23	2.	86	Brian Battie vs. UMass	9-2-23
2.	20	Payton Thorne vs. Mississippi State	10-28-23	3.	83	Brian Battie vs. Maryland	12-30-23
3.	17	Payton Thorne at Vanderbilt	11-4-23	4.	73	Brian Battie at LSU	10-14-23
4.	15	Payton Thorne vs. New Mexico State	11-18-23	5.	67	Brian Battie vs. Alabama	11-25-23
5.	14	Payton Thorne vs. California	9-7-24	FG Attempts			
Net Passing Yards				1.	2	Alex McPherson vs. Georgia	9-30-23
1.	322	Payton Thorne vs. Alabama A&M	8-31-24		2	Alex McPherson vs. Miss. State	10-28-23
2.	282	Payton Thorne vs. Samford	9-16-23		2	Alex McPherson at Arkansas	11-11-23
3.	230	Payton Thorne vs. Mississippi State	10-28-23	4.	1	Done 9 times	
4.	194	Payton Thorne at Vanderbilt	11-4-23	FG Made			
5.	165	Payton Thorne vs. California	9-7-24	1.	2	Alex McPherson vs. Georgia	9-30-23
Passing TDs					2	Alex McPherson vs. Miss. State	10-28-23
1.	4	Payton Thorne vs. Alabama A&M	8-31-24		2	Alex McPherson at Arkansas	11-11-23
2.	3	Payton Thorne vs. Mississippi State	10-28-23	4.	1	Done 8 times	
	3	Payton Thorne at Arkansas	11-11-23	Long FG Made			
4.	2	Payton Thorne at California	9-9-23	1.	53	Alex McPherson at Texas A&M	9-23-23
	2	Payton Thorne at Vanderbilt	11-4-23	2.	48	Alex McPherson vs. New Mexico St	11-18-23
Receptions				3.	42	Alex McPherson vs. Georgia	9-30-23
1.	10	Jay Fair vs. Samford	9-16-23	4.	39	Alex McPherson vs. Mississippi St	10-28-23
2.	5	Jay Fair vs. UMass	9-2-23		39	Alex McPherson at Arkansas	11-11-23
	5	Rivaldo Fairweather vs. Samford	9-16-23	Tackles			
	5	Shane Hooks vs. Samford	9-16-23	1.	12	Eugene Asante at California	9-9-23
	5	Rivaldo Fairweather vs. Ole Miss	10-21-23		12	Eugene Asante at LSU	10-14-23
	5	Caleb Burton III vs. Maryland	12-30-23	3.	10	Eugene Asante vs. Mississippi State	10-28-23
	5	Rivaldo Fairweather vs. Maryland	12-30-23	4.	9	Eugene Asante at Texas A&M	9-23-23
Receiving Yards					9	Jalen McLeod at Arkansas	11-11-23
1.	93	Jay Fair vs. Samford	9-16-23	Tackles For Loss			
2.	91	Malcolm Simmons vs. Alabama A&M	8-31-24	1.	4.0	Jalen McLeod at Arkansas	11-11-23
3.	82	Perry Thompson vs. Alabama A&M	8-31-24	2.	3.0	Keldric Faulk vs. California	9-7-24
4.	80	K. Lambert-Smith vs. Alabama A&M	8-31-24	3.	2.5	Jalen McLeod vs. California	9-7-24
5.	78	Caleb Burton III vs. Maryland	12-30-23	4.	2.0	Done 8 times	
Receiving TDs				Interceptions			
1.	2	K. Lambert-Smith vs. Alabama A&M	8-31-24	1.	1	Jaylin Simpson vs. UMass	9-2-23
2.	1	Rivaldo Fairweather at Arkansas	11-11-23		1	D.J. James at California	9-9-23
	1	Done 21 times			1	Jaylin Simpson at California	9-9-23
Punts					1	Jaylin Simpson vs. Samford	9-16-23
1.	9	Oscar Chapman at Texas A&M	9-23-23		1	J.D. Rhym vs. Samford	9-16-23
2.	7	Oscar Chapman vs. Ole Miss	10-21-23		1	Jaylin Simpson vs. Georgia	9-30-23
	7	Oscar Chapman at Vanderbilt	11-4-23		1	D.J. James at LSU	10-14-23
4.	6	Oscar Chapman at LSU	10-14-23		1	Donovan Kaufman vs. Ole Miss	10-21-23
5.	5	Oscar Chapman at California	9-9-23		1	Zion Puckett vs. Ole Miss	10-21-23
	5	Oscar Chapman vs. Georgia	9-30-23		1	Zion Puckett vs. Mississippi State	10-28-23
	5	Oscar Chapman vs. Mississippi State	10-28-23		1	Nehemiah Pritchett at Vanderbilt	11-4-23
	5	Oscar Chapman vs. Alabama	11-25-23		1	Caleb Wooden vs. Maryland	12-30-23
Punts Inside The 20				Interception Yards			
1.	3	Oscar Chapman at California	9-9-23	1.	50	Jaylin Simpson vs. UMass	9-2-23
	3	Oscar Chapman vs. Georgia	9-30-23	2.	41	Donovan Kaufman vs. Ole Miss	10-21-23
	3	Oscar Chapman at Vanderbilt	11-4-23	3.	33	Nehemiah Pritchett at Vanderbilt	11-4-23
4.	2	Oscar Chapman at Texas A&M	9-23-23	4.	25	Jaylin Simpson at California	9-9-23
	2	Oscar Chapman at Arkansas	11-11-23	5.	15	Caleb Wooden vs. Maryland	12-30-23
	2	Oscar Chapman vs. New Mexico State	11-18-23				
	2	Oscar Chapman vs. Alabama	11-25-23				



Pat Dye Field at Jordan-Hare Stadium, the nation's 11th-largest on-campus stadium with a capacity of 88,043, is in its 83rd year as home to the Auburn Tigers.

On football Saturdays in Auburn, Jordan-Hare Stadium becomes Alabama's sixth-largest city. A record number of 63,500 season tickets were sold before the 2023 and 2024 seasons.

The stadium is named for Ralph "Shug" Jordan, Auburn's all-time winningest football coach, and Clifford Leroy Hare, a member of Auburn's first football team, president of the old Southern Conference and long-time chairman of Auburn's Faculty Athletic Committee.

Legendary coach Pat Dye has also had his name forever attached to Jordan-Hare Stadium, as the turf officially became known as Pat Dye Field at Jordan-Hare Stadium prior to the 2005 Iron Bowl. Dye, who served as coach and athletics director at Auburn (1981-92) and was inducted into the College Football Hall of Fame (2005), led Auburn to a 99-39-4 record and four SEC titles in his 12 seasons on the Plains.

What is now Jordan-Hare Stadium was dedicated November 30, 1939, at the Auburn-Florida game. Babe McGehee, who passed away in 2005, scored the first touchdown in what was then called "Auburn Stadium," by catching a pass from Dick McGowen. McGowen, who later coached at Auburn under Jordan, kicked the extra point and Auburn tied Florida, 7-7.

That first stadium held 7,500 seats and consisted of what is now the bottom part of the lower west stands. When the stadium was renamed "Cliff Hare Stadium" in 1949, 14,000 seats—the present lower east stands—had been added, raising capacity to 21,500.

Jordan became head coach in 1951 and the stadium underwent three major expansions in 15 years. More than 40,000 seats, virtually half of the stadium's present capacity, were added while Jordan was the coach.

Cliff Hare Stadium became Jordan-Hare Stadium in 1973. It was the first stadium in the country to be named for an active coach.

Overall, Auburn has played 445 games in Jordan-Hare Stadium, winning 347, losing 95 and tying seven for a winning percentage of .781 against some of the best teams in college football.

JHS QUICK FACTS

ATTENDANCE AVERAGE

1993.....	81,062
1994.....	81,287
1995.....	81,181
1996.....	82,468
1997.....	83,545
1998.....	81,105
1999.....	80,905
2000.....	82,435
2001.....	85,448
2002.....	82,943
2003.....	85,203
2004.....	83,085
2005.....	84,161
2006.....	85,063
2007.....	84,689
2008.....	86,915
2009.....	84,614
2010.....	86,087
2011.....	85,792
2012.....	82,646
2013.....	85,656
2014.....	87,451
2015.....	87,451
2016.....	86,937
2017.....	86,446
2018.....	84,462
2019.....	85,765
2020.....	17,490*
2021.....	86,146
2022.....	85,203
2023.....	88,043

LARGEST ON-CAMPUS STADIUMS

1. Michigan Stadium (Michigan).....	107,601
2. Beaver Stadium (Penn State).....	106,572
3. Ohio Stadium (Ohio State).....	104,944
4. Kyle Field (Texas A&M).....	102,733
5. Neyland Stadium (Tennessee).....	102,455
6. Tiger Stadium (LSU).....	102,321
7. Bryant-Denny Stadium (Alabama).....	101,821
8. Darrell K. Royal-Texas Memorial Stadium (Texas).....	100,119
9. Sanford Stadium (Georgia).....	92,746
10. Ben Hill Griffin Stadium (Florida).....	88,548
11. Jordan-Hare Stadium (Auburn).....	88,043
12. Oklahoma Memorial Stadium (Oklahoma).....	86,112
13. Nebraska Memorial Stadium (Nebraska).....	85,458
14. Clemson Memorial Stadium (Clemson).....	81,500
15. Notre Dame Stadium (Notre Dame).....	80,795

ALL-TIME WINNING PERCENTAGE BY STADIUM

Year	Record	Winning Pct.
1. Alabama: Bryant-Denny Stadium (1929)	299-55-3	.842
2. Boise State: Albertsons Stadium (1970)	286-63	.819
3. Oklahoma: Oklahoma Memorial (1923)	426-89-15	.818
4. Georgia Southern: Paulson Stadium (1984)	214-50	.81061
5. Marshall: Joan C. Edwards Stadium (1991)	184-43	.81057
6. Penn State: Beaver Stadium (1960)	317-81	.79648
7. Ohio State: Ohio Stadium (1922)	473-114-20	.79572
8. Auburn: Jordan-Hare Stadium (1939)	347-96-7	.779
9. Georgia: Sanford Stadium (1929)	381-107-9	.776
10. Appalachian State: Kidd Brewer Stadium (1962)	274-78-5	.775

*Jordan-Hare capacity in 2020 was 20% because of pandemic.

RECORD.....	OVERALL	HOME	AWAY	NEUTRAL
ALL GAMES.....	1-1	1-1	0-0	0-0
CONFERENCE.....	0-0	0-0	0-0	0-0
NON-CONFERENCE.....	1-1	1-1	0-0	0-0

DATE.....	OPPONENT	W/L	SCORE	ATTEND
Aug 31, 2024.....	ALABAMA A&M	W	73-3	88043
Sep 7, 2024.....	CALIFORNIA	L	14-21	88043

TEAM STATISTICS.....	AU	OPP
SCORING.....	87	24
Points Per Game.....	43.5	12.0
Points Off Turnovers.....	0	14
FIRST DOWNS.....	33	31
Rushing.....	10	9
Passing.....	18	18
Penalty.....	5	4
RUSHING YARDAGE.....	298	135
Yards gained rushing.....	333	205
Yards lost rushing.....	35	70
Rushing Attempts.....	48	70
Average Per Rush.....	6.2	1.9
Average Per Game.....	149.0	67.5
TDs Rushing.....	4	1
PASSING YARDAGE.....	616	437
Comp-Att-Int.....	32-55-4	41-70-0
Average Per Pass.....	11.2	6.2
Average Per Catch.....	19.2	10.7
Average Per Game.....	308.0	218.5
TDs Passing.....	7	2
TOTAL OFFENSE.....	914	572
Total Plays.....	103	140
Average Per Play.....	8.9	4.1
Average Per Game.....	457.0	286.0
KICK RETURNS: #-Yards.....	1-16	5-94
PUNT RETURNS: #-Yards.....	6-74	1-0
INT RETURNS: #-Yards.....	0-0	4-14
KICK RETURN AVERAGE.....	16.0	18.8
PUNT RETURN AVERAGE.....	12.3	0.0
INT RETURN AVERAGE.....	0.0	3.5
FUMBLES-LOST.....	5-3	1-0
PENALTIES-Yards.....	11-106	18-137
Average Per Game.....	53.0	68.5
PUNTS-Yards.....	5-226	16-620
Average Per Punt.....	45.2	38.8
Net punt average.....	45.2	29.1
KICKOFFS-Yards.....	15-968	6-351
Average Per Kick.....	64.5	58.5
Net kick average.....	41.6	39.2
TIME OF POSSESSION/Game*.....	16:35	38:25
3RD-DOWN Conversions.....	9/16	12/35
3rd-Down Pct.....	56%	34%
4TH-DOWN Conversions.....	0/1	1/2
4th-Down Pct.....	0%	50%
SACKS BY-Yards.....	5-29	4-26
MISC YARDS.....	0	0
TOUCHDOWNS SCORED.....	12	3
FIELD GOALS-ATTEMPTS.....	1-2	1-5
ON-SIDE KICKS.....	0-0	0-0
RED-ZONE SCORES.....	(6-6) 100%	(2-5) 40%
RED-ZONE TOUCHDOWNS.....	(5-6) 83%	(2-5) 40%
PAT-ATTEMPTS.....	(12-12) 100%	(3-3) 100%
ATTENDANCE.....	176086	0
Games/Avg Per Game.....	2/88043	0/0
Neutral Site Games.....	0/0	0/0

*Alabama A&M game shortened by 10 minutes in 2nd half

SCORE BY QUARTERS.....	1st	2nd	3rd	4th	Total
Auburn.....	35	24	14	14	87
Opponents.....	7	10	0	7	24

RUSHING.....	GP	Att	Gain	Loss	Net	Avg	TD	Long	Avg/G
Jarquez Hunter.....	2	16	130	9	121	7.6	1	34	60.5
Payton Thorne.....	2	19	118	26	92	4.8	2	31	46.0
Jeremiah Cobb.....	2	4	26	0	26	6.5	0	14	13.0
Justin Jones.....	2	1	24	0	24	24.0	0	18	12.0
Damari Alston.....	2	5	22	0	22	4.4	1	7	11.0
Sean Jackson.....	2	3	13	0	13	4.3	0	6	6.5
Total.....	2	48	333	35	298	6.2	4	34	149.0
Opponents.....	2	70	205	70	135	1.9	1	32	67.5

PASSING.....	G	Effic	Cmp-Att-Int	Pct	Yds	TD	Lng	Avg/G
Payton Thorne.....	2	159.18	27-48-4	56.2	487	5	70	243.5
Hank Brown.....	1	353.28	3-5-0	60.0	96	2	57	96.0
Holden Geriner.....	1	238.60	2-2-0	100.0	33	0	22	33.0
Total.....	2	179.72	32-55-4	58.2	616	7	70	308.0
Opponents.....	2	120.44	41-70-0	58.6	437	2	56	218.5

RECEIVING.....	G	No.	Yds	Avg	TD	Long	Avg/G
K. Lambert-Smith.....	2	5	110	22.0	3	67	55.0
Cam Coleman.....	2	4	115	28.8	1	44	57.5
Malcolm Simmons.....	2	4	104	26.0	1	57	52.0
Rivaldo Fairweather.....	2	3	30	10.0	0	16	15.0
Robert Lewis.....	2	3	25	8.3	0	12	12.5
Jarquez Hunter.....	2	3	11	3.7	0	8	5.5
Perry Thompson.....	2	2	82	41.0	1	70	41.0
Caleb Burton.....	1	2	49	24.5	0	41	49.0
Bryce Cain.....	1	2	33	16.5	0	22	33.0
Sam Jackson V.....	1	1	37	37.0	1	37	37.0
Brandon Frazier.....	2	1	16	16.0	0	16	8.0
Jeremiah Cobb.....	2	1	2	2.0	0	2	1.0
Damari Alston.....	2	1	2	2.0	0	2	1.0
Total.....	2	32	616	19.2	7	70	308.0
Opponents.....	2	41	437	10.7	2	56	218.5

PUNT RETURNS.....	No.	Yds	Avg	TD	Long
Keionte Scott.....	4	53	13.2	0	34
Micah Riley.....	1	21	21.0	0	0
Will Upton.....	1	0	0.0	0	0
Malcolm Simmons.....	0	0	0.0	1	0
Total.....	6	74	12.3	1	34
Opponents.....	1	0	0.0	0	0

INTERCEPTIONS....	No.	Yds	Avg	TD	Long
Total.....	0	0	0.0	0	0
Opponents.....	4	14	3.5	0	14

KICK RETURNS.....	No.	Yds	Avg	TD	Long
Jeremiah Cobb.....	1	16	16.0	0	16
Total.....	1	16	16.0	0	16
Opponents.....	5	94	18.8	0	37

FUMBLE RETURNS..	No.	Yds	Avg	TD	Long
Total.....	0	0	0.0	0	0
Opponents.....	1	4	4.0	0	4

		PATs								
SCORING.....	TD	FGs	Kick	Rush	Rcv	Pass	DXP	Saf	Points	
K. Lambert-Smith.....	3	0-0	0-0	0-0	0	0-0	0	0	18	
Towns McGough.....	0	1-2	12-12	0-0	0	0-0	0	0	15	
Malcolm Simmons.....	2	0-0	0-0	0-0	0	0-0	0	0	12	
Payton Thorne.....	2	0-0	0-0	0-0	0	0-0	0	0	12	
Cam Coleman.....	1	0-0	0-0	0-0	0	0-0	0	0	6	
Jarquez Hunter.....	1	0-0	0-0	0-0	0	0-0	0	0	6	
Sam Jackson V.....	1	0-0	0-0	0-0	0	0-0	0	0	6	
Perry Thompson.....	1	0-0	0-0	0-0	0	0-0	0	0	6	
Damari Alston.....	1	0-0	0-0	0-0	0	0-0	0	0	6	
Total.....	12	1-2	12-12	0-0	0	0-0	0	0	87	
Opponents.....	3	1-5	3-3	0-0	0	0-0	0	0	24	

TOTAL OFFENSE	G	Plays	Rush	Pass	Total	Avg/G
Payton Thorne.....	2	67	92	487	579	289.5
Jarquez Hunter.....	2	16	121	0	121	60.5
Hank Brown.....	1	5	0	96	96	96.0
Holden Geriner.....	1	2	0	33	33	33.0
Jeremiah Cobb.....	2	4	26	0	26	13.0
Justin Jones.....	2	1	24	0	24	12.0
Damari Alston.....	2	5	22	0	22	11.0
Sean Jackson.....	2	3	13	0	13	6.5
Total.....	2	103	298	616	914	457.0
Opponents.....	2	140	135	437	572	286.0

FIELD GOALS..	FGM-FGA	Pct	01-19	20-29	30-39	40-49	50-99	Lg	Blk
Towns McGough 1-2	50.0	0-0	0-0	1-1	0-0	0-1	32	0	

FG SEQUENCE (made)	Auburn	Opponents
Alabama A&M	(32)	29,(43),30
California	61	25,55

PUNTING.....	No.	Yds	Avg	Long	TB	FC	I20	50+	Blkd
Oscar Chapman.....	5	226	45.2	54	0	3	1	1	0
Total.....	5	226	45.2	54	0	3	1	1	0
Opponents.....	16	620	38.8	58	4	1	4	4	1

KICKOFFS	No.	Yds	Avg	TB	OB	Retn	Net	YdLn
Towns McGough	14	908	64.9	10	0			
Ian Vachon	1	60	60.0	0	0			
Total.....	15	968	64.5	10	0	94	41.6	23
Opponents.....	6	351	58.5	4	0	16	39.2	25

ALL PURPOSE	G	Rush	Rec	PR	KOR	IR	Tot	Avg/G
Jarquez Hunter.....	2	121	11	0	0	0	132	66.0
Cam Coleman.....	2	0	115	0	0	0	115	57.5
K. Lambert-Smith.....	2	0	110	0	0	0	110	55.0
Malcolm Simmons.....	2	0	104	0	0	0	104	52.0
Payton Thorne.....	2	92	0	0	0	0	92	46.0
Perry Thompson.....	2	0	82	0	0	0	82	41.0
Keionte Scott.....	2	0	0	53	0	0	53	26.5
Caleb Burton.....	1	0	49	0	0	0	49	49.0
Jeremiah Cobb.....	2	26	2	0	16	0	44	22.0
Sam Jackson V.....	1	0	37	0	0	0	37	37.0
Bryce Cain.....	1	0	33	0	0	0	33	33.0
Rivaldo Fairweather	2	0	30	0	0	0	30	15.0
Robert Lewis.....	2	0	25	0	0	0	25	12.5
Justin Jones.....	2	24	0	0	0	0	24	12.0
Damari Alston.....	2	22	2	0	0	0	24	12.0
Micah Riley	2	0	0	21	0	0	21	10.5
Brandon Frazier.....	2	0	16	0	0	0	16	8.0
Sean Jackson.....	2	13	0	0	0	0	13	6.5
Total.....	2	298	616	74	16	0	1004	502.0
Opponents.....	2	135	437	0	94	14	680	340.0

2024 DEFENSIVE STATISTICS

		-----Tackles-----			Sacks		----Pass Def----			----Fumbles-----		Blkd	
DEFENSIVE LEADERS	GP	Solo	Ast	Total	TFL/Yds	No-Yards	Int-Yds	BrUp	QBH	Rcv-Yds	FF	Kick	Saf
35 Jalen McLeod	2	8	3	11	4.5-17	1.0-8
15 Keldric Faulk	2	8	2	10	4.0-19	3.0-16
1 Jerrin Thompson	2	4	4	8	.	.	.	1
12 Dorian Mausí	2	6	1	7	2.0-3	.	.	.	1
47 Malik Blocton	2	5	1	6	2.5-8	1.0-5	.	.	1
25 Champ Anthony	2	6	.	6	1.0-1
18 Kaleb Harris	2	3	3	6
6 Austin Keys	2	4	2	6	1.0-4	.	.	.	2
4 Kayin Lee	2	4	1	5	.	.	.	3
19 Sylvester Smith	2	5	.	5
0 Keionte Scott	2	5	.	5
20 JC Hart	1	2	2	4
9 Eugene Asante	2	2	2	4
17 Robert Woodyard Jr.	1	3	1	4	1.0-3	.	.	1
38 Fa'Najae Gotay	1	1	2	3
8 Antonio Kite	2	3	.	3
21 Caleb Wooden	2	1	2	3
37 Rod Elston	1	2	1	3	0.5-1
96 Philip Blidi	2	2	1	3
92 Trill Carter	1	2	.	2	1.0-2
39 Griffin Speaks	2	1	1	2	0.5-2
22 Isaiah Raikes	1	2	.	2
24 Keyron Crawford	2	1	1	2	1.0-4	.	.	.	3
16 Demarcus Riddick	2	.	1	1
30 Jahquez Robinson	1	1	.	1
10 Amaris Williams	1	.	1	1	1
35 Justin Jones	2	1	.	1
28 K. Louidor-Faustin	1	1	.	1
11 Jamonta Waller	2	1	.	1
13 T.J. Lindsey	1	1	.	1
3 Laquan Robinson	1	1	.	1
63 Jaden Muskrat	2	1	.	1
91 Oscar Chapman	2	1	.	1
82 Jake Kruse	1	1	.	1
97 Q. Jamison-Travis	2	1	.	1
23 Jay Crawford	2	1
84 Micah Riley	2	1	.
Total	2	90	32	122	19-64	5-29	.	6	8	.	.	1	.
Opponents	2	60	10	70	5.0-27	4-26	4-14	4	2	3-4	2	.	.

SPECIAL TEAMS TACKLES

		----Tackles----	
SPECIAL TEAMS	Total	KO	Punt
JC Hart	2	2	0
Kaleb Harris	1	1	0
Griffin Speaks	1	1	0
Justin Jones	1	1	0
Jake Kruse	1	1	0
Oscar Chapman	1	0	1
Antonio Kite	1	0	1
Totals	8	6	2

2024 SCORING DRIVES

Plays	Yards	TOP	Qtr	Scoring Play
ALABAMA A&M				
4	70	0:47	1	J. Hunter 34-yd rush (McGough kick)
1	67	0:12	1	K. Lambert-Smith 67-yd pass from Thorne (McGough kick)
1	44	0:07	1	C. Coleman 44-yd pass from Thorne (McGough kick)
6	65	2:18	1	K. Lambert-Smith 4-yd pass from Thorne (McGough kick)
4	7	0:59	2	McGough 32-yd FG
2	82	0:34	2	P. Thompson 70-yd pass from Thorne (McGough kick)
6	75	2:31	2	Thorne 4-yd rush (McGough kick)
6	47	1:05	2	Alston 2-yd rush (McGough kick)
-	-	-	3	Simmons 0-yd blocked punt return (McGough kick)
5	80	1:29	3	Simmons 57-yd pass from Brown (McGough kick)
3	42	0:51	4	S. Jackson V 37-yd pass from Brown (McGough kick)
Total	38	539	10:53	(10 scoring drives)
Avg.	3.8	53.9	1:05	(Season: 10 scoring drives, 38 plays, 539 yards)
CALIFORNIA				
8	75	3:18	1	K. Lambert-Smith 15-yd pass from Thorne (McGough kick)
12	75	5:21	4	Thorne 2-yd rush (McGough kick)
Total	20	150	8:39	(2 scoring drives)
Avg.	10.0	75.0	4:20	(Season: 12 scoring drives, 58 plays, 689 yards)

Average Scoring Drive: Plays: 4.8 • Yards: 57.4 • Time: 1:38

MISCELLANEOUS STATISTICS

Time of Possession (average by Quarter)*						
	1	2	3	4	Total	
AUBURN	9:59 (4:59)	9:05 (4:32)	10:17 (5:08)*	8:49 (4:24)*	38:10 (19:05)	
Opponents.....	20:01 (10:00)	20:55 (10:27)	14:43 (6:21)*	16:11 (8:05)*	71:50 (35:55)	
*Alabama A&M game used 10-minute quarters in 2nd half						
Third Down Conversions (by Quarter)						
	1	2	3	4	OT	Total
AUBURN	3-5	1-4	2-4	3-3	-	9-16
Pct.	60.0%	25.0%	50.0%	100%	-	56.2%
Opponents	4-9	4-10	1-8	3-8	-	12-35
Pct.	44.4%	40.0%	12.5%	37.5%	-	34.3%
Third Down Conversions (by Yardage)						
	Yards to go	1-3	4-6	7-9	10+	Total
AUBURN	4-5	2-4	2-2	1-5		9-16
Pct.....	80.0%	50.0%	100%	20.0%		56.2%

Red Zone
AU Scores/Times in Red Zone: 6/6 (100%)
AU TDs/Times in Red Zone: 5/6 (75.0%)
Scores (6): 5TD, 1 FG
Non-Scores (0)
Opp. Scores/Times in Red Zone: 2/5 (20.0%)
Opp. TDs/Times in Red Zone: 2/5 (20.0%)
Scores (2): 2 TD
Non-Scores (3): 3 FGA
Turnovers
Takeaways – 0, Giveaways – 7
Difference – (-7)
Points Off TOs – AU 0, Opp 14
Points Off TOs/Game – AU 0.0, Opp 7.0
Kickoffs
Kickoffs – 15 for 968 yards (64.5 avg.)
McGough - 14 KO, 878 yards, 10 TB, 4 Ret, 0 OB, 0 FC
Vachon - 1 KO, 60 yards, 1 Ret
On-side kicks – None
Opp. Returns – 5 for 94 yards (18.8)

2024 GAME-BY-GAME TEAM STATISTICS

Game	Score	First Downs		Rushing	Passing		TD	Total Off.	Punts	Fum.	Penalties	3rd	Time of
		Tot	Ru-Pa-Pe	No-Yds-TD	C-A-I	Yds		PI-Yds	No-Avg	F-L	No-Yds	Downs	Poss
Auburn	73	18	5-11-2	18-177-3	18-28-0	451	6	46-628	1-46.0	2-2	5-60	4-6	13:26*
Alabama A&M	3	13	2-8-3	36-36-0	16-34-0	204	0	70-240	9-32.7	1-0	7-60	2-16	36:34*
Auburn	14	15	5-7-3	30-121-1	14-27-4	165	1	57-286	4-45.0	3-1	6-46	5-10	24:44
California	21	18	7-10-1	34-99-1	25-36-0	233	2	70-332	7-46.6	0-0	11-77	10-19	35:16

STARTING LINEUPS

OFFENSE	QB	RB	WR	WR	WR/TE	TE	LT	LG	C	RG	RT
ALABAMA A&M	Thorne	Hunter	Coleman	Lambert-Smith	Simmons (WR)	Fairweather	Ty. Johnson	Wade	Lew	Wright	Miller
CALIFORNIA	Thorne	Hunter	Coleman	Lambert-Smith	Frazier (TE)	Fairweather	Ty. Johnson	Wade	Lew	Wright	Miller
NEW MEXICO											
ARKANSAS											
OKLAHOMA											
at Georgia											
at Missouri											
at Kentucky											
VANDERBILT											
ULM											
TEXAS A&M											
at Alabama											
DEFENSE	DE	DT	DT	BUCK	LB	LB	STAR	CB	CB	S	S
ALABAMA A&M	Faulk	Jamison-Travis	Blidi	McLeod	Asante	Mausi	Anthony	Scott	Lee	Wooden	Thompson
CALIFORNIA	Faulk	Jamison-Travis	Raikes	McLeod	Asante	Mausi	Anthony	Scott	Lee	Wooden	Thompson
NEW MEXICO											
ARKANSAS											
OKLAHOMA											
at Georgia											
at Missouri											
at Kentucky											
VANDERBILT											
ULM											
TEXAS A&M											
at Alabama											

2024 GAME-BY-GAME INDIVIDUAL STATISTICS - OFFENSE

Passing				Field Goals		Punting	
C-A-Yds-Int, TD	#1 Thorne	#12 Geriner	#15 Brown	(Made), Missed	#37 McGough	No.-Avg, In 20	#91 Chapman
ALABAMA A&M	13-21-322-0, 4	2-2-33-0, 0	3-5-96-0, 2	ALABAMA A&M	(32)	ALABAMA A&M	1-46.0, 0
CALIFORNIA	14-27-165-4, 1	DNP	DNP	CALIFORNIA	61	CALIFORNIA	4-45.0, 1
NEW MEXICO				NEW MEXICO		NEW MEXICO	
ARKANSAS				ARKANSAS		ARKANSAS	
OKLAHOMA				OKLAHOMA		OKLAHOMA	
at Georgia				at Georgia		at Georgia	
at Missouri				at Missouri		at Missouri	
at Kentucky				at Kentucky		at Kentucky	
VANDERBILT				VANDERBILT		VANDERBILT	
ULM				ULM		ULM	
TEXAS A&M				TEXAS A&M		TEXAS A&M	
at Alabama				at Alabama		at Alabama	

Rushing (Att-Yds/TD)

	AAMU	CAL	UNM	ARK	OU	@UGA	@MIZ	@UK	VU	ULM	TAMU	@ALA
0 Damari Alston	3-12/1	2-10/0										
1 Payton Thorne	4-49/1	15-43/1										
23 Jeremiah Cobb	3-26/0	1-0/0										
27 Jarquez Hunter	4-53/1	12-68/0										
35 Justin Jones	1-24/0	-										
44 Sean Jackson	3-13/0	-										

Receiving (Rec-Yds/TD)

	AAMU	CAL	UNM	ARK	OU	@UGA	@MIZ	@UK	VU	UL	TAMU	@ALA
0 Damari Alston	-	1-2/0										
3 Perry Thompson	2-82/1	-										
5 K. Lambert-Smith	3-80/2	2-30/1										
6 Bryce Cain	2-33/0	DNP										
8 Cam Coleman	2-62/1	2-53/0										
10 Caleb Burton	2-49/0	DNP										
11 Malcolm Simmons	3-91/1	1-13/0										
13 Rivaldo Fairweather	1-7/0	2-23/0										
14 Robert Lewis	1-8/0	2-17/0										
18 Sam Jackson V	1-37/1	DNP										
23 Jeremiah Cobb	1-2/0	-										
27 Jarquez Hunter	-	3-11/0										
87 Brandon Frazier	-	1-16/0										

2024 GAME-BY-GAME INDIVIDUAL STATISTICS - DEFENSE

Defensive Line (Solo+Assist=Total)

	AAMU	CAL	UNM	ARK	OU	@UGA	@MIZ	@UK	VU	ULM	TAMU	@ALA
10 Amaris Williams	1+1=2	DNP										
13 T.J. Lindsey	2+0=2	DNP										
15 Keldric Faulk	2+0=2	7+1=8										
22 Isaiah Raikes	DNP	2+0=2										
47 Malik Blocton	3+0=3	1+1=2										
92 Trill Carter	1+0=1	DNP										
96 Philip Blidi	3+0=3	-										
97 Q. Jamison-Travis	-	1+0=1										
99 Jayson Jones	1+0=1	-										

Linebackers/Bucks (Solo+Assist=Total)

	AAMU	CAL	UNM	ARK	OU	@UGA	@MIZ	@UK	VU	ULM	TAMU	@ALA
3 Laquan Robinson	1+0=1	DNP										
6 Austin Keys	1+0=1	3+2=5										
9 Eugene Asante	1+2=3	1+0=1										
11 Jamonta Waller	1+0=1	-										
12 Dorian Maudi	3+0=3	3+1=4										
16 Demarcus Riddick	0+1=1	-										
17 Robert Woodyard	3+1=4	DNP										
24 Keyron Crawford	1+1=2	-										
35 Jalen McLeod	5+0=5	4+1=5										
38 Fa'Najae Gotay	1+2=3	DNP										

Defensive Backs (Solo+Assist=Total)

	AAMU	CAL	UNM	ARK	OU	@UGA	@MIZ	@UK	VU	ULM	TAMU	@ALA
0 Keionte Scott	-	5+0=5										
1 Jerrin Thompson	2+0=2	3+3=6										
4 Kayin Lee	-	4+1=5										
8 Antonio Kite	1+0=1	3+0=3										
18 Kaleb Harris	0+2=2	2+0=2										
19 Sylvester Smith	4+0=4	1+0=1										
20 JC Hart	2+2=4	DNP										
21 Caleb Wooden	-	1+2=3										
25 Champ Anthony	1+0=1	5+0=5										
28 K. Loidor-Faustin	2+0=2	DNP										
30 Jahquez Robinson	1+0=1	DNP										
37 Rod Elston	1+1=2	DNP										
39 Griffin Speaks	1+1=2	-										

Game-by-Game Leaders

Opponent	Rushing	Passing	Receiving (No.)	Receiving (Yds)	Tackles
ALABAMA A&M	Hunter 4-53-1	Thorne 13-21-0-322-4	Simmons 3-91-1/Lambert-Smith 3-80-2	Simmons 3-91-1	McLeod 5+0=5
CALIFORNIA	Hunter 12-68-0	Thorne 14-27-4-165-1	Hunter 3-11-0	Coleman 2-53-0	Faulk 7+1=8
NEW MEXICO					
ARKANSAS					
OKLAHOMA					
at Georgia					
at Missouri					
at Kentucky					
VANDERBILT					
ULM					
TEXAS A&M					
at Alabama					

2024 SUPERLATIVES

Auburn Team Superlatives

Rushes.....	30	vs California (Sep 07, 2024)
Yards Rushing.....	177	vs Alabama A&M (Aug 31, 2024)
Yards Per Rush.....	9.8	vs Alabama A&M (Aug 31, 2024)
TD Rushes.....	3	vs Alabama A&M (Aug 31, 2024)
Pass attempts.....	28	vs Alabama A&M (Aug 31, 2024)
Pass completions.....	18	vs Alabama A&M (Aug 31, 2024)
Yards Passing.....	451	vs Alabama A&M (Aug 31, 2024)
Yards Per Pass.....	16.1	vs Alabama A&M (Aug 31, 2024)
TD Passes.....	6	vs Alabama A&M (Aug 31, 2024)
Total Plays.....	57	vs California (Sep 07, 2024)
Total Offense.....	628	vs Alabama A&M (Aug 31, 2024)
Yards Per Play.....	13.7	vs Alabama A&M (Aug 31, 2024)
Points.....	73	vs Alabama A&M (Aug 31, 2024)
Sacks By.....	3	vs Alabama A&M (Aug 31, 2024)
First Downs.....	18	vs Alabama A&M (Aug 31, 2024)
Penalties.....	6	vs California (Sep 07, 2024)
Penalty Yards.....	60	vs Alabama A&M (Aug 31, 2024)
Turnovers.....	5	vs California (Sep 07, 2024)
Interceptions By.....	0	
Punts.....	4	vs California (Sep 07, 2024)
Punting Avg.....	46.0	vs Alabama A&M (Aug 31, 2024)
Long Punt.....	54	vs California (Sep 07, 2024)
Punts inside 20.....	1	vs California (Sep 07, 2024)
Long Punt Return.....	34	vs Alabama A&M (Aug 31, 2024)

Auburn Individual Superlatives

Rushes.....	15	Payton Thorne vs California (Sep 07, 2024)
Yards Rushing.....	68	Jarquez Hunter vs California (Sep 07, 2024)
TD Rushes.....	1	Damari Alston vs Alabama A&M (Aug 31, 2024)
		Jarquez Hunter vs Alabama A&M (Aug 31, 2024)
		Payton Thorne vs California (Sep 07, 2024)
Long Rush.....	34	Jarquez Hunter vs Alabama A&M (Aug 31, 2024)
Pass attempts.....	27	Payton Thorne vs California (Sep 07, 2024)
Pass completions.....	14	Payton Thorne vs California (Sep 07, 2024)
Yards Passing.....	322	Payton Thorne vs Alabama A&M (Aug 31, 2024)
TD Passes.....	4	Payton Thorne vs Alabama A&M (Aug 31, 2024)
Long Pass.....	70	Payton Thorne vs Alabama A&M (Aug 31, 2024)
Receptions.....	3	K. Lambert-Smith vs Alabama A&M (Aug 31, 2024)
		Malcolm Simmons vs Alabama A&M (Aug 31, 2024)
		Jarquez Hunter vs California (Sep 07, 2024)
Yards Receiving.....	91	Malcolm Simmons vs Alabama A&M (Aug 31, 2024)
TD Receptions.....	2	K. Lambert-Smith vs Alabama A&M (Aug 31, 2024)
Long Reception.....	70	Perry Thompson vs Alabama A&M (Aug 31, 2024)
Field Goals.....	1	Towns McGough vs Alabama A&M (Aug 31, 2024)
Long Field Goal.....	32	Towns McGough vs Alabama A&M (Aug 31, 2024)
Punts.....	4	Oscar Chapman vs California (Sep 07, 2024)
Punting Avg.....	46.0	Oscar Chapman vs Alabama A&M (Aug 31, 2024)
Long Punt.....	54	Oscar Chapman vs California (Sep 07, 2024)
Punts inside 20.....	1	Oscar Chapman vs California (Sep 07, 2024)
Long Punt Return.....	34	Keionte Scott vs Alabama A&M (Aug 31, 2024)
Long Kickoff Return.....	16	Jeremiah Cobb vs Alabama A&M (Aug 31, 2024)
Tackles.....	8	Keldric Faulk vs California (Sep 07, 2024)
Sacks.....	2.0	Keldric Faulk vs California (Sep 07, 2024)
Tackles For Loss.....	3.0	Keldric Faulk vs California (Sep 07, 2024)
Interceptions.....	0	

Opponent Team Superlatives

Rushes.....	36	vs Alabama A&M (Aug 31, 2024)
Yards Rushing.....	99	vs California (Sep 07, 2024)
Yards Per Rush.....	2.9	vs California (Sep 07, 2024)
TD Rushes.....	1	vs California (Sep 07, 2024)
Pass attempts.....	36	vs California (Sep 07, 2024)
Pass completions.....	25	vs California (Sep 07, 2024)
Yards Passing.....	233	vs California (Sep 07, 2024)
Yards Per Pass.....	6.5	vs California (Sep 07, 2024)
TD Passes.....	2	vs California (Sep 07, 2024)
Total Plays.....	70	vs Alabama A&M (Aug 31, 2024)
		vs California (Sep 07, 2024)
Total Offense.....	332	vs California (Sep 07, 2024)
Yards Per Play.....	4.7	vs California (Sep 07, 2024)
Points.....	21	vs California (Sep 07, 2024)
Sacks By.....	4	vs California (Sep 07, 2024)
First Downs.....	18	vs California (Sep 07, 2024)
Penalties.....	11	vs California (Sep 07, 2024)
Penalty Yards.....	77	vs California (Sep 07, 2024)
Turnovers.....	0	
Interceptions By.....	4	vs California (Sep 07, 2024)
Punts.....	9	vs Alabama A&M (Aug 31, 2024)
Punting Avg.....	46.6	vs California (Sep 07, 2024)
Long Punt.....	58	vs California (Sep 07, 2024)
Punts inside 20.....	4	vs California (Sep 07, 2024)
Long Punt Return.....	0	

Opponent Individual Superlatives

Rushes.....	10	Eaglin, Donovan, vs Alabama A&M (Aug 31, 2024)
		Ott, Jaydn, vs California (Sep 07, 2024)
Yards Rushing.....	53	Thomas, Jaivian, vs California (Sep 07, 2024)
TD Rushes.....	1	Thomas, Jaivian, vs California (Sep 07, 2024)
Long Rush.....	32	Thomas, Jaivian, vs California (Sep 07, 2024)
Pass attempts.....	36	Mendoza, Fernand, vs California (Sep 07, 2024)
Pass completions.....	25	Mendoza, Fernand, vs California (Sep 07, 2024)
Yards Passing.....	233	Mendoza, Fernand, vs California (Sep 07, 2024)
TD Passes.....	2	Mendoza, Fernand, vs California (Sep 07, 2024)
Long Pass.....	56	Brown, Corneliou, vs Alabama A&M (Aug 31, 2024)
Receptions.....	6	Miller, Duke, vs Alabama A&M (Aug 31, 2024)
Yards Receiving.....	92	Miller, Duke, vs Alabama A&M (Aug 31, 2024)
TD Receptions.....	2	Hunter, Nyzhiah, vs California (Sep 07, 2024)
Long Reception.....	56	Hambrick, Keenan, vs Alabama A&M (Aug 31, 2024)
Field Goals.....	1	McCready, Austin, vs Alabama A&M (Aug 31, 2024)
Long Field Goal.....	43	McCready, Austin, vs Alabama A&M (Aug 31, 2024)
Punts.....	8	McCready, Austin, vs Alabama A&M (Aug 31, 2024)
Punting Avg.....	46.6	Wilson, Lachlan, vs California (Sep 07, 2024)
Long Punt.....	58	Wilson, Lachlan, vs California (Sep 07, 2024)
Punts inside 20.....	4	Wilson, Lachlan, vs California (Sep 07, 2024)
Long Punt Return.....	0	
Long Kickoff Return.....	37	Welch, DeQuadrio, vs Alabama A&M (Aug 31, 2024)
Tackles.....	11	Buchanan, Teddye, vs California (Sep 07, 2024)
Sacks.....	2.0	Buchanan, Teddye, vs California (Sep 07, 2024)
Tackles For Loss.....	2.0	Buchanan, Teddye, vs California (Sep 07, 2024)
Interceptions.....	2	Williams, Nohl, vs California (Sep 07, 2024)

2024 PLAYS OF 20+ YARDS

Yards	Type	Player(s)	Opponent	Qtr.
70*	Pass	Perry Thompson from Payton Thorne	Alabama A&M	2
67*	Pass	K. Lambert-Smith from Payton Thorne	Alabama A&M	1
57*	Pass	Malcolm Simmons from Hank Brown	Alabama A&M	3
44*	Pass	Cam Coleman from Payton Thorne	Alabama A&M	1
41	Pass	Cam Coleman from Payton Thorne	California	1
41	Pass	Caleb Burton from Payton Thorne	Alabama A&M	2
37*	Pass	Sam Jackson V from Hank Brown	Alabama A&M	4
34	PR	Keionte Scott	Alabama A&M	2
34*	Rush	Jarquez Hunter	Alabama A&M	1
31	Rush	Payton Thorne	Alabama A&M	2
27	Rush	Jarquez Hunter	California	2
22	Pass	Bryce Cain from Holden Geriner	Alabama A&M	4
22	Pass	Malcolm Simmons from Payton Thorne	Alabama A&M	1

* Touchdown scored on play

PLAY BREAKDOWN

Total 13

BY PLAY

Pass 9
Rush..... 3
Punt Return..... 1

BY GAME

Alabama A&M..... 11
California 2

BY QUARTER

1st 5
2nd 5
3rd 1
4th 2

RUSHING

Jarquez Hunter..... 2
Payton Thorne..... 1

PASSING

Payton Thorne..... 6
Hank Brown..... 2
Holden Geriner..... 1

RECEIVING

Malcolm Simmons..... 2
Cam Coleman..... 2
Perry Thompson..... 1
Bryce Cain 1
Sam Jackson V 1
Keandre Lambert-Smith..... 1
Caleb Burton 1

KICKOFF RETURN

-..... -

PUNT RETURN

Keionte Scott..... 1

INTERCEPTION RETURN

-..... -

FUMBLE RETURN

-..... -

GAME 1 // AUBURN 73, ALABAMA A&M 3 // AUG. 31, 2024 // SECN+ // JORDAN-HARE STADIUM (88,043) // AUBURN, ALA.

Payton Thorne accounted for five first-half touchdowns and Auburn kicked off the season with a 73-3 victory over Alabama A&M at Jordan-Hare Stadium, win No. 800 in program history.

Thorne completed 13 of 21 passes for 322 yards and four touchdowns in the half, adding 49 rushing yards and another TD on the ground before sitting out the second half.

It took Auburn only four plays and 47 seconds to take the lead. After Thorne opened the game with a 12-yard completion to freshman Malcolm Simmons, Jarquez Hunter scored on his first carry, racing 34 yards through a sizable hole on the right side.

After Auburn's defense forced a three-and-out on A&M's first possession, the quick-strike Tigers needed only one play to double their advantage. Thorne stepped up in the pocket and fired deep down the middle to KeAndre Lambert-Smith for a 67-yard touchdown and a 14-0 Auburn lead.

Auburn repeated that winning formula, a three-and-out and a one-play scoring drive, with Thorne finding freshman Cam Coleman on a stop-and-go route for a 44-yard touchdown to put the Tigers ahead 21-0 at the 11:39 mark of the first quarter.

The Tigers increased their lead to 28-0 with 2 minutes left in the opening quarter on Thorne's second touchdown pass to Lambert-Smith, a 4-yarder.

Keionte Scott's 29-yard punt return set up Town McGough's 32-yard field goal to give Auburn a 31-0 lead early in the second quarter. Thorne connected with another member of Auburn's highly touted quartet of in-state receivers, Perry Thompson, for a 70-yard touchdown and a 38-0 lead with 10:10 left in the second quarter.

Alabama A&M kicked a field goal midway through the quarter, but Auburn added two more rushing scores before the half, Thorne's 4-yard run and Damari Alston's 2-yarder to put the Tigers on top 52-3 at intermission. Auburn tallied 436 yards in the half despite possessing the ball for only 9 minutes and 37 seconds.

The teams mutually agreed to shorten the second half by playing 10-minute quarters. The Tigers scored on special teams when Micah Riley blocked a punt that Simmons recovered in the end zone for a 59-3 Auburn advantage at the 8:25 mark of the third quarter. Hank Brown took over for Thorne in the second half, hitting the speedy Simmons for a 57-yard touchdown that gave Auburn a 66-3 lead after the Tigers' only possession of the third quarter.

Brown displayed his deep-ball touch on his second drive, teaming up with a leaping Sam Jackson V for a 37-yard touchdown that gave Auburn a staggering 70-point lead. Brown was 3-for-5 for 96 yards and two scores. Holden Geriner played the remainder of the abbreviated fourth quarter.

	1	2	3	4	OT	FINAL	FIELD GOAL BREAKDOWN
ALABAMA A&M	0	3	0	0	-	3	29, (43), 30
AUBURN	28	24	14	7	-	73	(32)

TEAM	QTR.	TIME	SCORING PLAY	DRIVE	SCORE
Auburn	1	14:13	Jarquez Hunter 34-yd rush (McGough kick)	4-70, 0:47	7-0
Auburn	1	12:37	Keandre Lambert-Smith 67-yd pass from Thorne (McGough kick)	1-67, 0:12	14-0
Auburn	1	11:39	Cam Coleman 44-yd pass from Thorne (McGough kick)	1-44, 0:07	21-0
Auburn	1	2:00	Keandre Lambert-Smith 4-yd pass from Thorne (McGough kick)	6-65, 2:18	28-0
Auburn	2	13:48	Towns McGough 32-yd FG	4-7, 0:59	31-0
Auburn	2	10:10	Perry Thompson 70-yd pass from Thorne (McGough kick)	2-82, 0:34	38-0
Alabama A&M	2	6:00	Austin McCready 43-yd FG	11-57, 4:03	38-3
Auburn	2	3:22	Payton Thorne 4-yd rush (McGough kick)	6-75, 2:31	45-3
Auburn	2	0:51	Damari Alston 2-yd rush (McGough kick)	6-47, 1:05	52-3
Auburn	3	8:25	Malcolm Simmons 0-yd blocked punt return (McGough kick)	-	59-3
Auburn	3	1:40	Malcolm Simmons 57-yd pass from Brown (McGough kick)	5-80, 1:32	66-3
Auburn	4	9:09	Sam Jackson V 37-yd pass from Geriner (McGough kick)	3-42, 0:51	73-3



TEAM STATISTICS

	AAMU	AU
First Downs	13	18
Rushes-Yards	36-36	18-177
Passing Yards	204	451
Comp-Att-Int	16-34-0	18-28-0
Total Plays-Yards	70-240	46-628
Punts-Avg.	9-32.7	1-46.0
Fumbles-Lost	1-0	2-2
Penalties-Yards	7-60	5-60
3rd Down Conv.	2-16	4-6
Time of Possession	36:34	13:26

INDIVIDUAL STATISTICS

RUSHING

AAMU - Morrow 5-18, Eaglin 10-10, Lankford 6-6, Brown 8-4, Nkokenkwo 2-2, Nero 4-(-1), Parker 1-(-3)
AUBURN - Hunter 4-53 (TD), Thorne 4-49 (TD), Cobb 3-26, Jones 1-24, Jackson 3-13, Alston 3-12 (TD)

PASSING

AAMU - Brown 13-27-0-182, Lankford 3-7-0-22
AUBURN - Thorne 13-21-0-322 (4 TD), Brown 3-5-0-96 (2 TD), Geriner 2-2-33-0

RECEIVING

AAMU - Miller 6-92, Hewitt 3-19, Hambrick 2-62, Herring 1-16, Price 1-9, Nelson 1-6, Welch 1-4, Morrow 1-(-4)
AUBURN - Simmons 3-91 (TD), Lambert Smith 3-80 (2 TD), Thompson 2-82 (TD), Coleman 2-62 (TD), Burton 2-49, Cain 2-33, Jackson V 1-37 (TD), Lewis 1-8, Fairweather 1-7, Cobb 1-2

INTERCEPTIONS

AAMU - (None)
AUBURN - (None)

GAME 2 // CALIFORNIA 21, AUBURN 14 // SEPT. 7, 2024 // ESPN2 // JORDAN-HARE STADIUM (88,043) // AUBURN, ALA.

Auburn started quickly and rallied late but five turnovers proved costly in a 21-14 toss to California Saturday at sold-out Jordan-Hare Stadium.

Trailing 21-7 in the fourth quarter, Payton Thorne scored on a 2-yard touchdown run with 6:06 remaining to cap a 75-yard drive.

Auburn's defense forced a punt to give the Tigers a chance at an 80-yard game-tying drive with 2:40 to play, but an interception ended the possession after two plays.

The Tigers forced another punt and regained possession with 28 seconds left, but the Tigers' fourth interception ended the opportunity.

For the second straight week, the Tigers scored on their opening possession, gaining 72 yards on three Thorne completions, a 16-yarder to Rivaldo Fairweather, a 44-yard completion to Cam Coleman and a 15-yard touchdown pass to KeAndre Lambert-Smith on third-and-10.

Cal answered with a 75-yard touchdown drive on which quarterback Fernando Mendoza was 6-for-6, including a 19-yard touchdown pass to Nyiziah Hunter on third-and-2, tying the score at 7-7 midway through the first quarter.

After the visitors missed a field goal, Cal intercepted Auburn's next play and capitalized on the turnover three plays later to take a 14-7 lead with a 13-yard touchdown pass on third-and-2 from Mendoza to Hunter. Cal was 7-for-10 on third down in the first half, controlling possession for 20 minutes, 32 seconds.

Keldric Faulk made back-to-back sacks late in the half to force a punt that gave Auburn possession in the final minute, but the half ended on a missed 60-yard field goal attempt.

Faulk's consecutive sacks were Auburn's first since Reggie Torbor sacked Ole Miss QB Eli Manning on back-to-back plays in 2003. Faulk led Auburn with eight tackles, including three tackles for loss.

After Auburn's first two drives of the second half began on the Tigers' 2-yard line, the Tigers had better field position at their 34 after Auburn's defense forced a three-and-out, but a first-down interception quickly ended the possession at the end of the third quarter.

Trailing 14-7 in the fourth quarter after a missed Cal field goal, Auburn advanced to its 44-yard line, but the Bears forced and recovered a fumble, then scored two plays later on Jaivian Thomas' 32-yard touchdown run with 11:27 remaining.

	1	2	3	4	OT	FINAL	FIELD GOAL BREAKDOWN
CALIFORNIA	7	7	0	7	-	21	25, 55
AUBURN	7	0	0	7	-	14	61

TEAM	QTR.	TIME	SCORING PLAY	DRIVE	SCORE
Auburn	1	11:42	Keandre Lambert-Smith 15-yd pass from Thorne (McGough kick)	8-75, 3:18	7-0
California	1	7:17	Nyiziah Hunter 19-yd pass from Mendoza (Coe kick)	8-75, 4:25	7-7
California	2	10:39	Nyiziah Hunter 13-yd pass from Mendoza (Coe kick)	3-21, 1:30	7-14
California	4	11:27	Jaivian Thomas 32-yd rush (Coe kick)	2-36, 0:49	7-21
Auburn	4	6:06	Payton Thorne 1-yd rush (McGough kick)	12-75, 5:21	14-21



TEAM STATISTICS

	CAL	AU
First Downs	18	15
Rushes-Yards	34-99	30-121
Passing Yards	233	165
Comp-Att-Int	25-36-0	14-27-4
Total Plays-Yards	70-332	57-286
Punts-Avg.	7-46.6	4-45.0
Fumbles-Lost	0-0	3-1
Penalties-Yards	11-77	6-46
3rd Down Conv.	10-19	5-10
Time of Possession	35:16	24:44

INDIVIDUAL STATISTICS

RUSHING

CAL - Thomas 8-53 (TD), Rogers 2-14, Mendoza 5-12, Ott 10-11, Calloway 8-11, TEAM 1-(-2)
AUBURN - Hunter 12-68, Thorne 15-43 (TD), Alston 2-10, Cobb 1-0

PASSING

CAL - Mendoza 25-36-0-233 (2 TD)
AUBURN - Thorne 14-27-4-165 (TD)

RECEIVING

CAL - Brady 4-63, Hunter 4-44 (2 TD), Anderson 4-31, Starling 3-42, Endries 3-23, Matthews 3-7, Thomas 2-14, Grizzell 1-6, Dyches 1-3
AUBURN - Hunter 3-11, Coleman 2-53, Lambert-Smith 2-30 (TD), Fairweather 2-23, Lewis 2-17, Frazier 1-16, Simmons 1-13, Alston 1-2

INTERCEPTIONS

CAL - Williams 2-14, Smith 1-0, Hearn 1-0
AUBURN - (None)

LAST TIME...

TEAM

TEAM SCORING

50 Points Scored by Team
By Auburn: Auburn 73, Alabama A&M 3, Aug. 31, 2024
By Opponent: #1 Alabama 52, Auburn 21, Nov. 24, 2018

40 Points Scored by Team
By Auburn: Auburn 73, Alabama A&M 3, Aug. 31, 2024
By Opponent: #22 LSU 48, Auburn 18, Oct. 14, 2023

30 Points Scored by Team
By Auburn: Auburn 73, Alabama A&M 3, Aug. 31, 2024
By Opponent: Maryland 31, Auburn 13, Dec. 30, 2023

TEAM OFFENSE

35 First Downs
By Auburn: 36 vs. ULM, Oct. 1, 2016
By Opponent: --

30 First Downs
By Auburn: 32 at Arkansas, Nov. 11, 2023
By Opponent: 31 by Mississippi State, Nov. 13, 2021

TEAM RUSHING

500 Yards Rushing
By Auburn: 543 vs. #17 Arkansas, Oct. 22, 2016
By Opponent: --

400 Yards Rushing
By Auburn: 467 vs. Kent State, Sept. 14, 2019
By Opponent: 448 by #9 Ole Miss, Oct. 15, 2022

300 Yards Rushing
By Auburn: 354 at Arkansas, Nov. 11, 2023
By Opponent: 448 by #9 Ole Miss, Oct. 15, 2022

300 Yards Rushing In Consecutive Games
By Auburn: 316 vs. Akron, 367 vs. Alabama State, Sept. 4/11, 2021

70 Rushing Attempts
By Auburn: 74 vs. #5 Missouri [SECCG], Dec. 7, 2013
By Opponent: --

60 Rushing Attempts
By Auburn: 62 vs. Kent State, Sept. 14, 2019
By Opponent: 69 by #9 Ole Miss, Oct. 15, 2022

50 Rushing Attempts
By Auburn: 55 at Arkansas, Nov. 11, 2023
By Opponent: 56 by #13 Ole Miss, Oct. 21, 2023

7+ Rushing TD
By Auburn: 7 vs. #17 Arkansas, Oct. 22, 2016
By Opponent: --

6+ Rushing TD
By Auburn: 6 vs. UMass, Sept. 2, 2023
By Opponent: 6 by #2 Georgia, Oct. 8, 2022

5+ Rushing TD
By Auburn: 6 vs. UMass, Sept. 2, 2023
By Opponent: 6 by #2 Georgia, Oct. 8, 2022

4+ Rushing TD
By Auburn: 4 vs. Samford, Sept. 16, 2023
By Opponent: 4 by #7 Alabama, Nov. 26, 2022

TEAM PASSING

450 Yards Passing
By Auburn: 451 vs. Alabama A&M, Aug. 31, 2024
By Opponent: 500 by Northwestern, Jan. 1, 2010 [Outback]

400 Yards Passing
By Auburn: 451 vs. Alabama A&M, Aug. 31, 2024
By Opponent: 415 by Mississippi State, Nov. 13, 2021

350 Yards Passing
By Auburn: 451 vs. Alabama A&M, Aug. 31, 2024
By Opponent: 357 by Mississippi State, Nov. 5, 2022

300 Yards Passing
By Auburn: 451 vs. Alabama A&M, Aug. 31, 2024
By Opponent: 325 by #22 LSU, Oct. 14, 2023

50+ Passing Attempts
By Auburn: 50 vs. Georgia, Nov. 16, 2019
By Opponent: 59 by Western Kentucky, Nov. 19, 2022

30+ Pass Completions
By Auburn: 30 vs. Georgia, Nov. 16, 2019
By Opponent: 42 by Mississippi State, Nov. 5, 2022

5+ Passing TD
By Auburn: 6 vs. Alabama A&M, Aug. 31, 2024
By Opponent: 6 by Mississippi State, Nov. 13, 2021

4+ Passing TD
By Auburn: 6 vs. Alabama A&M, Aug. 31, 2024
By Opponent: 6 by Mississippi State, Nov. 13, 2021

3+ Passing TD
By Auburn: 6 vs. Alabama A&M, Aug. 31, 2024
By Opponent: 3 by New Mexico State, Nov. 18, 2023

TOTAL OFFENSE

700+ Yards
By Auburn: 706 vs. Arkansas St., Sept. 10, 2016
By Opponent: --

600+ Yards
By Auburn: 628 vs. Alabama A&M, Aug. 31, 2024
By Opponent: 602 by Texas A&M, Oct. 19, 2013

500+ Yards
By Auburn: 628 vs. Alabama A&M, Aug. 31, 2024
By Opponent: 563 by #22 LSU, Oct. 14, 2023

Ran 90+ Plays
By Auburn: 90 vs. Ole Miss, Nov. 2, 2019
By Opponent: 90 by Ole Miss, Oct. 29, 2016

Ran 80+ Plays
By Auburn: 80 at #1 Alabama, Nov. 28, 2020
By Opponent: 88 by Western Kentucky, Nov. 19, 2022

TOTAL DEFENSE

Shutout
By Auburn: 62-0 vs. Alabama State, Sept. 11, 2021
By Opponent: 49-0 at #2 Alabama, Nov. 24, 2012

Did not allow an offensive touchdown
By Auburn: 73-3 vs. Alabama A&M, Aug. 31, 2024
By Opponent: 27-10 at Texas A&M, Sept. 23, 2023

Held Opponent to 300 Yards Total Offense
By Auburn: 240 vs. Alabama A&M, Aug. 31, 2024
By Opponent: 286 by California, Sept. 7, 2024

Held Opponent to 200 Yards Total Offense
By Auburn: 176 vs. Alabama State, Sept. 11, 2021
By Opponent: 200 at Texas A&M, Sept. 23, 2023

Held Opponent to 100 Yards Rushing
By Auburn: 99 vs. California, Sept. 7, 2024
By Opponent: 76 by Maryland, Dec. 30, 2023

Held Opponent to 50 Yards Rushing
By Auburn: 36 vs. Alabama A&M, Aug. 31, 2024
By Opponent: 22 by #3 Alabama, Nov. 27, 2021

Held Opponent to 100 Yards Passing
By Auburn: 85 vs. LSU, Oct. 1, 2022
By Opponent: 93 by #8 Alabama, Nov. 25, 2023

Held Opponent to 10 or Fewer First Downs
By Auburn: 10 at Arkansas, Nov. 11, 2023
By Opponent: 10 by #2 Georgia, Oct. 8, 2022

Recorded 10+ Sacks
By Auburn: 11 vs. #8 Alabama, Nov. 19, 2005
By Opponent: 11 by Clemson, Sept. 9, 2017

3+ Interceptions
By Auburn: 3 vs. Alabama St., Sept. 8, 2018
By Opponent: 4 by California, Sept. 7, 2024

Scored a Safety
By Auburn: vs. Akron (Team), Sept. 4, 2021
By Opponent: by Alabama St.(Ricky Haley), Sept. 8, 2018

LAST TIME...

MISC.

Did Not Commit a Turnover

By Auburn: vs. New Mexico State, Nov. 18, 2023
By Opponent: by California, Sept. 7, 2024

Scored on Offense, Defense & Special Teams

By Auburn: vs. Arkansas, Oct. 16, 2021 (4 offense [2 pass, 2 rush], 1 defense [fumble recovery TD], 1 special teams [1 FG])

Scored a 2-Point Conversion

By Auburn: at LSU [Brandon Frazier pass from Robby Ashford], Oct. 14, 2023
By Opponent: by Vanderbilt [Ken Seals rush], Nov. 4, 2023

INDIVIDUAL - OFFENSE

RUSHING

200 Yards Rushing

By Auburn: 204 by Kerryon Johnson vs. Ole Miss, Oct. 7, 2017
By Opponent: 271 by Derrick Henry of #2 Alabama, Nov. 28, 2015

150 Yards Rushing

By Auburn: 183 by Jarquez Hunter at Vanderbilt, Nov. 4, 2023
By Opponent: 171 by Raheim Sanders of Arkansas, Oct. 29, 2022

100 Yards Rushing

By Auburn: 109 by Jarquez Hunter at Arkansas, Nov. 11, 2023
By Opponent: 107 by Jalen Milroe of #8 Alabama, Nov. 25, 2023

100 Yards Rushing in the First Half

By Auburn: 131 (9 att.) by Jarquez Hunter at Vanderbilt, Nov. 4, 2023

100 Yards Rushing in the First Quarter

By Auburn: 121 (4 att.) by Jarquez Hunter at Vanderbilt, Nov. 4, 2023

100 Yards Rushing In Consecutive Games

By Auburn: by J. Hunter at Vanderbilt (183) at Arkansas (109), Nov. 4/11, 2023

100 Yards Rushing In Three Consecutive Games

By Auburn: by J. Hunter vs. Miss State (144), at Vanderbilt (183), at Arkansas (109), Oct. 28/Nov. 4/11, 2023

3 Players with 100 Yards Rushing

By Auburn: 135 by Ja'Tarvious Whitlow, 102 by Joey Gatewood and 102 by Shaun Shivers vs. Kent State, Sept. 14, 2019
By Opponent: 139 by Quinshon Judkins, 136 by Zach Evans and 115 by Jaxson Dart of #9 Ole Miss, Oct. 15, 2022

2 Players with 100 Yards Rushing

By Auburn: 134 by J. Hunter, 121 by R. Ashford at #7 Alabama, Nov. 26, 2022
By Opponent: 139 by Quinshon Judkins, 136 by Zach Evans and 115 by Jaxson Dart of #9 Ole Miss, Oct. 15, 2022

4+ TD

By Auburn: 5 by Kerryon Johnson at Missouri, Sept. 23, 2017
By Opponent: --

3+ TD

By Auburn: 3 by Robby Ashford vs. UMass, Sept. 2, 2023
By Opponent: 3 by Daijun Edwards of #2 Georgia, Oct. 8, 2022

2+ TD

By Auburn: 2 by Jarquez Hunter at Vanderbilt, Nov. 4, 2023
By Opponent: 2 by Jaxson Dart of #13 Ole Miss, Oct. 21, 2023

Had an 80-Yard Run

By Auburn: 94 by Jarquez Hunter vs. Alabama State, Sept. 11, 2021
By Opponent: 88 by Lamical Perine of #10 Florida, Oct. 5, 2019

Had a 70-Yard Run

By Auburn: 94 by Jarquez Hunter vs. Alabama State, Sept. 11, 2021
By Opponent: 79 by Amari Daniels of Texas A&M, Sept. 23, 2023

Had a 60-Yard Run

By Auburn: 67 by Jarquez Hunter at Vanderbilt, Nov. 4, 2023
By Opponent: 79 by Amari Daniels of Texas A&M, Sept. 23, 2023

RECEIVING

200 Yards Receiving

By Auburn: 206 by Sammie Coates at #2 Alabama, Nov. 29, 2014
By Opponent: 204 by Tyler Johnson of #16 Minnesota [Outback], Jan. 1, 2020

150 Yards Receiving

By Auburn: 150 by Seth Williams at Ole Miss, Oct. 24, 2020
By Opponent: 157 by Brock Bowers of #1 Georgia, Sept. 30, 2023

100 Yards Receiving

By Auburn: 117 by Ja'Varrius Johnson vs. Mercer, Sept. 3, 2022
By Opponent: 107 by Jermaine Burton of #8 Alabama, Nov. 25, 2023

100 Yards Receiving In Consecutive Games

By Auburn: by Sammie Coates at #7 Texas A&M (104) & vs. Florida Atlantic (113) & at Arkansas (102), 2013

100 Yards Receiving In Three Consecutive Games

By Auburn: by Sammie Coates at #7 Texas A&M (104) & vs. Florida Atlantic (113) & at Arkansas (102), 2013

2 Players with 100 Yards Receiving

By Auburn: 107 by Kobe Hudson, 102 by Ja'Varrius Johnson vs. Mississippi State, Nov. 13, 2021
By Opponent: 161 by Callen Hightower & 118 by Trent Cowan of Idaho, Nov. 21, 2015

4+ TD

By Auburn: 4 by Alexander Wright vs. Pacific, Sept. 9, 1989
By Opponent: 4 by Mike Evans of #7 Texas A&M, Oct. 19, 2013

3+ TD

By Auburn: 3 by Darius Slayton vs. Purdue, Dec. 28, 2018 [Music City]
By Opponent: 3 by Jaylen Waddle of #5 Alabama, Nov. 30, 2019

2+ TD

By Auburn: 2 by K. Lambert-Smith vs. Alabama A&M, Aug. 31, 2024
By Opponent: 2 by Nyziah Hunter of California, Sept. 7, 2024

Caught a TD in Consecutive Games

By Auburn: by KeAndre Lambert-Smith vs. Alabama A&M (2) & vs. California, Aug. 31 & Sept. 7, 2023

Caught a TD in 3 Consecutive Games

By Auburn: by Rivaldo Fairweather at Vanderbilt (1), at Arkansas (2), vs. New Mexico State (1), Nov. 4/11/18, 2023

Caught a TD in 4 Consecutive Games

By Auburn: by Seth Williams at #17 Texas A&M (1), vs. Mississippi State (2), at #10 Florida (1) and at Arkansas (2), 2019

Caught a TD in 5 Consecutive Games

By Auburn: by Seth Williams at #17 Texas A&M (1), vs. Mississippi State (2), at #10 Florida (1), at Arkansas (2) and at #2 LSU (1), 2019

Caught 15 Passes in a Game

By Auburn: 17 by Willie Goshua at Arkansas, Oct. 28, 1995
By Opponent: --

Caught 10 Passes in a Game

By Auburn: 10 by Anthony Schwartz vs. Arkansas, Oct. 10, 2020
By Opponent: 12 by Malachi Corley of Western Kentucky, Nov. 19, 2022

Caught 7+ Passes in a Game

By Auburn: 7 by Jay Fair vs. Samford, Sept. 16, 2023
By Opponent: 8 by Brock Bowers of #1 Georgia, Sept. 30, 2023

PASSING

400 Yards Passing

By Auburn: 456 by Nick Marshall at #2 Alabama, Nov. 29, 2014
By Opponent: 415 by Will Rogers of Mississippi State, Nov. 13, 2021

300 Yards Passing

By Auburn: 322 by Payton Thorne vs. Alabama A&M, Aug. 31, 2024
By Opponent: 325 by Jayden Daniels of #22 LSU, Oct. 14, 2023

50+ Pass Attempts

By Auburn: 50 by Bo Nix vs. Georgia, Nov. 16, 2019
By Opponent: 55 by Austin Reed of Western Kentucky, Nov. 19, 2022

40+ Pass Attempts

By Auburn: 41 by Bo Nix vs. Mississippi State, Nov. 13, 2021
By Opponent: 59 by Will Rogers of Mississippi State, Nov. 5, 2022

30+ Pass Completions

By Auburn: 30 by Bo Nix vs. Georgia, Nov. 16, 2019
By Opponent: 42 by Will Rogers of Mississippi State, Nov. 5, 2022

5+ TD

By Auburn: 5 by Jarrett Stidham vs. Purdue, Dec. 28, 2018 [Music City]
By Opponent: 6 by Will Rogers of Mississippi State, Nov. 13, 2021

4+ TD

By Auburn: 4 by Payton Thorne vs. Alabama A&M, Aug. 31, 2024
By Opponent: 6 by Will Rogers of Mississippi State, Nov. 13, 2021

3+ TD

By Auburn: 4 by Payton Thorne vs. Alabama A&M, Aug. 31, 2024
By Opponent: 3 by Diego Pavia of New Mexico State, Nov. 18, 2023

LAST TIME...

Threw 3+ TD in Consecutive Games

By Auburn: by Jarrett Stidham at Texas A&M (3), vs. Georgia (3), Nov. 4/11, 2017

Completed an 80-Yard Pass

By Auburn: 91 by Bo Nix to Anthony Schwartz vs. LSU, Oct. 31, 2020

By Opponent: 99 by AJ McCarron to Amari Cooper of #1 Alabama, Nov. 30, 2013

Completed a 70-Yard Pass

By Auburn: 71 by Bo Nix to Demetris Robertson at #19 Arkansas, Oct. 16, 2021

By Opponent: 73 by Tanner Morgan to Tyler Johnson of #16 Minnesota [Outback], Jan. 1, 2020

Completed a 60-Yard Pass

By Auburn: 62 by Robby Ashford to Jarquez Hunter at #2 Georgia, Oct. 8, 2022

By Opponent: 61 by Billy Edwards Jr. to Roman Hemby of Maryland, Dec. 30, 2023

INDIVIDUAL - DEFENSE

TACKLES

Had 15+ Tackles in a Game

By Auburn: 16 by Owen Pappoe at #9 Ole Miss, Oct. 15, 2022

By Opponent: 15 by Troy Dye of #11 Oregon, Aug. 31, 2019

Had 10+ Tackles in a Game

By Auburn: 10 by Eugene Asante vs. Mississippi State, Oct. 28, 2023

By Opponent: 11 by Teddye Buchanan of California, Sept. 7, 2024

Had 3.0+ TFL in a Game

By Auburn: 3.0 by Keldric Faulk vs. California, Sept. 7, 2024

By Opponent: 3.0 by Teddye Buchanan of California, Sept. 7, 2024

Had 3.0+ Sacks in a Game

By Auburn: 3.0 by Jalen McLeod at Arkansas, Nov. 11, 2023

By Opponent: 3.0 by Montez Sweat of Mississippi St., Oct. 6, 2018

INTERCEPTIONS

Intercepted 3+ Passes in a Game

By Auburn: 4 by Junior Rosegreen at #10 Tennessee, Oct. 2, 2004

By Opponent:

Intercepted 2+ Passes in a Game

By Auburn: 2 by Daniel Thomas vs. Alabama St., Sept. 8, 2018

By Opponent: 2 by Nohl Williams of California, Sept. 7, 2024

Intercepted a Pass in Consecutive Games

By Auburn: Zion Puckett vs. #13 Ole Miss/vs. Mississippi State, Oct. 21/28, 2023

Returned an INT for a TD

By Auburn: Jaylin Simpson [50 yards] vs. UMass, Sept. 2, 2023

By Opponent: Glendon Miller of Maryland [44 yards], Dec. 30, 2023

FUMBLE RECOVERIES / FORCED FUMBLES

Recovered 2+ Fumbles in a Game

By Auburn: 2 by Derrick Brown at #10 Florida, Oct. 5, 2019

By Opponent: 2 by Leo Lewis of Mississippi State, Sept. 28, 2019

Forced 2+ Fumbles in a Game

By Auburn: 2 by Jeff Holland at Arkansas, Oct. 21, 2017

By Opponent: 2 by Tim Washington of Mississippi State, Sept. 28, 2019

Forced & Recovered a Fumble in a Game

By Auburn: by Donovan Kaufman at Cal, Sept. 9, 2023

By Opponent: by Patrick McMorris of Cal, Sept. 9, 2023

Returned a Fumble for a TD

By Auburn: by Eugene Asante [67 yards], at Texas A&M, Sept. 23, 2023

By Opponent: by Micheal Clemons [24 yards] of #13 Texas A&M, Nov. 6, 2021

SPECIAL TEAMS

KICKING

Kicked 6+ Field Goals in a Game

By Auburn: 6 by Daniel Carlson vs. #17 LSU, Sept. 24, 2016

By Opponent:

Kicked 5+ Field Goals in a Game

By Auburn: 6 by Daniel Carlson vs. #17 LSU, Sept. 24, 2016

By Opponent: 5 by Daniel LaCamera of #17 Texas A&M, Sept. 17, 2016

Kicked 4+ Field Goals in a Game

By Auburn: 4 by Anders Carlson vs. Georgia State, Sept. 25, 2021

By Opponent: 4 by Seth Small of #13 Texas A&M, Nov. 6, 2021

Kicked a 50-Yard Field Goal

By Auburn: 53 by Alex McPherson at Texas A&M, Sept. 23, 2023

By Opponent: 51 by Randy Bond of Texas A&M, Sept. 23, 2023

Kicked 2+ 50-Yard Field Goals in a Game

By Auburn: Daniel Carlson (52, 54) at Missouri, Sept. 23, 2017

Kicked a 50-Yard Field Goal in Consecutive Games

By Auburn: Daniel Carlson vs. Wisconsin (51) [Outback] and vs. Louisville (56), 2015

PUNTING

Had a 70-Yard Punt

By Auburn: 71 by Oscar Chapman vs. #1 Georgia, Sept. 30, 2023

By Opponent: 78 by Reid Bauer of Arkansas, Oct. 29, 2022

Had a 60-Yard Punt

By Auburn: 66 by Oscar Chapman vs. #13 Ole Miss, Oct. 21, 2023

By Opponent: 78 by Reid Bauer of Arkansas, Oct. 29, 2022

Had 4+ Punts Inside the 20 in a Game

By Auburn: 4 by Oscar Chapman vs. #3 Alabama, Nov. 27, 2021

By Opponent: 4 by Lachlan Wilson of California, Sept. 7, 2024

BLOCKS

Blocked a Field Goal

By Auburn: by Colby Wooden vs. Alabama State, Sept. 11, 2021 (returned for TD by Nehemiah Pritchett, 80 yards)

By Opponent: by Landon Jackson of Arkansas, Oct. 29, 2022

Blocked 2 Field Goals

By Auburn: 2 by Alton Moore at #19 Georgia, Nov. 10, 2001

Blocked a Field Goal in Consecutive Games

By Auburn: by Marlon Davidson at Mississippi St. & vs. Tennessee, Oct. 6 & 13, 2018

Blocked a Field Goal in 3 Consecutive Games

By Auburn: by Marlon Davidson at Mississippi St., vs. Tennessee, at Ole Miss, Oct. 6, 13 & 20, 2018

Blocked a Punt

By Auburn: Caylin Newton vs. Mississippi State, Nov. 13, 2021

By Opponent: P. Hanraham of Mississippi St., Sept. 12, 2009

Blocked 2+ Punts

By Auburn: 2 by Justin Fetsko vs. ULM, Nov. 1, 2003

Blocked a PAT

By Auburn: 1 by Montravius Adams at Ole Miss, Oct. 29, 2016

By Opponent: 1 by Daniel McCullers of Tennessee, Nov. 9, 2013

Blocked 2+ PAT

By Auburn: 2 by Charles Dorsey vs. LSU, Sept. 19, 1998

RETURNS

Returned a Kickoff for a TD

By Auburn: by Noah Igbinoghene vs. #16 Minnesota [Outback] [96 yards], Jan. 1, 2020

By Opponent: by Lideatrick Griffin of Mississippi State [92 yards], Nov. 5, 2022

Returned a Punt for a TD

By Auburn: by Keionte Scott at Arkansas [74 yards], Nov. 11, 2023

By Opponent: by DJ Chark of LSU [75 yards], Oct. 13, 2017

CAREER BESTS

OFFENSE

0 • DAMARI ALSTON

Rush Att	12	at Arkansas	11/11/23
Rush Yards	85	Alabama	11/25/23
Rush Long	56	Alabama	11/25/23
Rush TD	1	3x (last: Alabama A&M)	8/31/24
Receptions	2	2x (last: Samford)	9/16/23
Receiving Yds.	19	at Cal	9/9/23
Rec Long	11	at Cal	9/9/23
KO Returns	1	4x (last: at Alabama)	11/26/22
KO Ret Yds	24	at Alabama	11/26/22
Career Rush TD ..	3		

4 • CAMDEN BROWN

Receptions	4	Arkansas	10/29/22
Rec Yards	83	Arkansas	10/29/22
Rec Long	49	Arkansas	10/29/22
Rec TD	1	2x (last: Arkansas)	10/29/22
Career Rec TD ...	2		

15 • HANK BROWN

Completions	7	vs. Maryland	12/30/23
Pass Attempts ...	9	vs. Maryland	12/30/23
Pass Yards	132	vs. Maryland	12/30/23
Pass Long	57	Alabama A&M	8/31/24
Pass TD	2	Alabama A&M	8/31/24
Career Pass TD ..	2		

10 • CALEB BURTON

Receptions	5	vs. Maryland	12/30/23
Rec Yards	78	vs. Maryland	12/30/23
Rec Long	53	vs. Maryland	12/30/23

6 • BRYCE CAIN

Receptions	2	Alabama A&M	8/31/24
Rec Yards	33	Alabama A&M	8/31/24
Rec Long	23	Alabama A&M	8/31/24

23 • JEREMIAH COBB

Rush Att	10	at LSU	10/14/23
Rush Yards	69	at LSU	10/14/23
Rush Long	42	UMass	9/2/23
Rush TD	1	2x (last: vs. Maryland)	12/30/23
Receptions	3	Samford	9/16/23
Rec Yards	18	Samford	9/16/23
Rec Long	13	vs. Maryland	12/30/23
Rec TD	1	2x (last: at Vanderbilt)	11/4/23
Career Rush TD ..	2		
Career Rec TD ...	2		

8 • CAM COLEMAN

Receptions	2	2x (last: Cal)	9/7/24
Rec Yards	62	Alabama A&M	8/31/24
Rec Long	44	Alabama A&M	8/31/24
Rec TD	1	Alabama A&M	8/31/24
Career Rec TD ...	1		

86 • LUKE DEAL

Receptions	4	at Arkansas	10/16/21
Rec Yards	32	at Ole Miss	10/15/22
Rec Long	32	at Ole Miss	10/15/22
Rec TD	1	Miss St	11/13/21
Career Rec TD ...	1		

13 • RIVALDO FAIRWEATHER

Career Highs

Receptions	8	Middle Tenn.	11/26/22
Rec Yards	152	Middle Tenn.	11/26/22
Rec Long	75	Middle Tenn.	11/26/22
Rec TD	3	Middle Tenn.	11/26/22
100-yd Gm	2		
Career Rec TD ...	11		

Auburn Highs

Receptions	5	3x (last: vs. Maryland)	12/30/23
Rec Yards	62	at Vanderbilt	11/4/23
Rec Long	53	at Vanderbilt	11/4/23
Rec TD	2	at Arkansas	11/11/23
AU Rec TD	6		

87 • BRANDON FRAZIER

Receptions	3	at LSU	10/14/23
Rec Yards	52	at LSU	10/14/23
Rec Long	39	at LSU	10/14/23
Rec TD	1	2x (last: vs. Maryland)	12/30/23
Career Rec TD ...	2		

12 • HOLDEN GERINER

Completions	2	4x (last: Alabama A&M)	8/31/24
Pass Attempts ...	7	at Texas A&M	9/23/23
Pass Yards	59	UMass	9/2/23
Pass Long	30	UMass	9/2/23
Rush Att	2	Missouri	9/24/22

27 • JARQUEZ HUNTER

Rush Att	19	2x (last: at Vanderbilt)	11/4/23
Rush Yards	183	at Vanderbilt	11/4/23
Rush Long	94	Alabama St	9/11/21
Rush TD	3	Mercer	9/3/22
Receptions	4	Arkansas	10/29/22
Rec Yards	73	at Georgia	10/8/22
Rec Long	62	at Georgia	10/8/22
Rec TD	1	3x (last: at Georgia)	10/8/22
Pass TD	1	Western Kentucky	11/19/22
KO Returns	4	Penn State	9/17/22
KO Ret Yds	78	Penn State	9/17/22
KO Ret Long	36	Miss St	11/13/21
AP Yards	191	at Alabama	11/26/22
100-yd Gm	8		
Career Rush TD ..	18		
Career Rec TD ...	3		

18 • SAM JACKSON V

Receptions	1	Alabama A&M	8/31/24
Rec Yards	37	Alabama A&M	8/31/24
Rec Long	37	Alabama A&M	8/31/24
Rec TD	1	Alabama A&M	8/31/24
Rush Attempts ...	9	Idaho	9/16/23
Rush Yards	44	at Colorado	9/2/22
Rush Long	32	at Colorado	9/2/22
Rush TD	1	3x (last: Idaho)	9/16/23
Career Rush TD ..	3		
Career Rec TD ...	1		

44 • SEAN JACKSON

Rush Attempts ...	10	Alabama St	9/11/21
Rush Yards	64	UMass	9/2/23
Rush Long	45	UMass	9/2/23
Rush TD	1	2x (last: UMass)	9/2/23
Career Rush TD ..	2		

35 • JUSTIN JONES

Rush Attempts ...	4	UMass	9/2/23
Rush Yards	33	UMass	9/2/23
Rush Long	24	Alabama A&M	8/31/24

5 • KEANDRE LAMBERT-SMITH

Career Highs

Receptions	8	2x (last: at Maryland)	11/4/23
Rec Yards	124	vs. Utah	1/2/23
Rec TD	2	2x (last: Alabama A&M)	8/31/24
Rec Long	88	vs. Utah	1/2/23
Career Rec TD ...	14		

Auburn Highs

Receptions	3	Alabama A&M	8/31/24
Rec Yards	80	Alabama A&M	8/31/24
Rec Long	67	Alabama A&M	8/31/24
Rec TD	2	Alabama A&M	8/31/24
AU Rec TD	3		

14 • ROBERT LEWIS

Career Highs

Receptions	12	at Ga Southern	10/26/23
Rec Yards	220	at Charlotte	9/16/23
Rec Long	97	at Charlotte	9/16/23
Rec TD	2	2x (last: at Charlotte)	9/16/23
Rush Attempts ...	1	4x (last: UNC)	9/10/22
Rush Yards	10	2x (last: at GSU)	10/30/21
Rush Long	10	2x (last: at GSU)	10/30/21
KO Returns	5	Rhode Island	8/31/23
KO Return Yds.	110	Rhode Island	8/31/23
Career Rec TD ...	14		

Auburn Highs

Receptions	2	Cal	9/7/24
Rec Yards	17	Cal	9/7/24
Rec Long	12	Cal	9/7/24

84 • MICAH RILEY

Receptions	1	2x (last: vs. Maryland)	12/30/23
Rec Yards	32	Samford	9/16/23
Rec Long	32	Samford	9/16/23
Rec TD	1	Samford	9/16/23
Punt Block	1	Alabama A&M	8/31/24
Career Rec TD ...	1		

11 • MALCOLM SIMMONS

Receptions	3	Alabama A&M	8/31/24
Rec Yards	91	Alabama A&M	8/31/24
Rec Long	57	Alabama A&M	8/31/24
Rec TD	1	Alabama A&M	8/31/24
Punt Blk TD	1	Alabama A&M	8/31/24

1 • PAYTON THORNE

Career Highs

Completions ...	30	at Washington	9/17/22
Pass Attempts ...	50	vs. Pitt	12/30/21
Pass Yards	354	vs. Pitt	12/30/21
Pass Long	85	Youngstown St.	9/11/21
Pass TD	4	5x (last: Alabama A&M)	8/31/24
Rush Attempts ...	17	New Mexico State	11/18/23
Rush Yards	123	Samford	9/16/23
Rush Long	61	Georgia	9/30/23
Rush TD	2	Samford	9/16/23
Career Pass TD ...	70		
Career Rush TD ..	11		

Auburn Highs

Completions	24	Samford	9/16/23
Pass Attempts ...	32	Samford	9/16/23
Pass Yards	322	Alabama A&M	8/31/24
Pass Long	70	Alabama A&M	8/31/24
Pass TD	4	Alabama A&M	8/31/24
Rush Attempts ...	17	New Mexico State	11/18/23
Rush Yards	123	Samford	9/16/23
Rush Long	61	Georgia	9/30/23
Rush TD	2	Samford	9/16/23
AU Pass TD	21		
AU Rush TD	5		

17 • RICO WALKER

Receptions	1	4x (last: Indiana)	9/30/23
Rec Yards	16	Charlotte	9/9/23
Rec Long	16	Charlotte	9/9/23

SPECIALISTS

91 • OSCAR CHAPMAN

Punts	10	Alabama	11/27/21
Punt Long	71	Georgia	9/30/23
Punt Avg	56.0	Ole Miss	10/30/21
Inside 20	4	2x (last: Alabama)	11/27/21

33 • TOWNS MCGOUGH

FG Attempts	1	2x (last: Cal)	9/7/24
FGs Made	1	Alabama A&M	8/31/24
Career FGM	1		
PAT Made	10	Alabama A&M	8/31/24

38 • ALEX MCPHERSON

FG Attempts	3	Texas A&M	11/12/22
FGs Made	2	6x (last: at Arkansas)	11/11/23
Career Long	53	at Texas A&M	9/23/23
Career FGM	19		
Career 50+ FG ...	2		
PAT Made	8	UMass	9/2/23

CAREER BESTS

DEFENSE

25 • CHAMP ANTHONY

Tackles	5	Cal	9/7/24
TFL	1.0	2x (last: Cal)	9/7/24
Career Tackles	10		
Career TFL	2.0		

9 • EUGENE ASANTE

Career Highs

Tackles	12	2x (last: at LSU)	10/14/23
TFL	2.0	UMass	9/2/23
Sacks	1.0	3x (last: at LSU)	10/14/23
FF	1	at Duke	11/7/20
FR	1	at Texas A&M	9/23/23
PBU	1	2x (last: at Cal)	9/9/23
Career Tackles	153		
Career TFL	9.5		
Career Sacks	5.0		
Career FF	1		
Career FR	1		
Career PBU	2		

Auburn Highs

Tackles	12	2x (last: at LSU)	10/14/23
TFL	2.0	UMass	9/2/23
Sacks	1.0	3x (last: at LSU)	10/14/23
FR	1	at Texas A&M	9/23/23
PBU	1	at Cal	9/9/23
AU Tackles	91		
AU TFL	8.5		
AU Sacks	5.0		
AU FR	1		
AU PBU	1		
Leading Tackler	5	last: Miss. State	10/28/23

96 • PHILIP BLIDI

Career Highs

Tackles	6	2x (last: Akron)	9/23/23
TFL	3.0	Murray State	9/3/22
Sacks	2.0	Murray State	9/3/23
PBU	1	at Illinois	11/11/23
Career Tackles	73		
Career TFL	10.5		
Career Sacks	2.5		
Career PBU	1		

Auburn Highs

Tackles	3	Alabama A&M	8/31/24
AU Tackles	3		

47 • MALIK BLOCTON

Tackles	4	Alabama A&M	8/31/24
TFL	2.0	Alabama A&M	8/31/24
Sacks	1.0	Alabama A&M	8/31/24
Career Tackles	6		
Career TFL	2.5		
Career Sacks	1.0		

92 • TRILL CARTER

Career Highs

Tackles	5	at Nebraska	12/12/20
TFL	2	2x (last: at Iowa)	11/13/21
Sacks	1	4x (last: at TCU)	11/11/23
FF	1	at TCU	11/11/23
PBU	1	2x (last: at Purdue)	10/2/21
INT	1	at Maryland	10/30/20
Career Tackles	67		
Career TFL	10.0		
Career Sacks	5.0		
Career FF	1		
Career PBU	2		
Career INT	1		

Auburn Highs

Tackles	2	Alabama A&M	8/31/24
AU Tackles	2		

23 • JAY CRAWFORD

PBU	1	Alabama A&M	8/31/24
Career PBU	1		

24 • KEYRON CRAWFORD

Career Highs

Tackles	7	2x (last: Louisiana)	11/4/23
TFL	3.0	2x (last: Louisiana)	11/4/23
Sacks	2.0	Louisiana	11/4/23
FF	1	2x (last: Louisiana)	11/4/23
FR	1	2x (last: at Marshall)	11/25/23
PBU	1	2x (last: Louisiana)	11/4/23

Career Tackles

60

Career TFL

14.5

Career Sacks

6.5

Career FF

2

Career FR

2

Career PBU

2

Auburn Highs

Tackles	2	Alabama A&M	8/31/24
TFL	1.0	Alabama A&M	8/31/24
AU Tackles	2		
AU TFL	1.0		

37 • ROD ELSTON

Tackles	3	Alabama A&M	8/31/24
TFL	0.5	Alabama A&M	8/31/24
Career Tackles	3		
Career TFL	0.5		

15 • KELDRIK FAULK

Tackles	8	Cal	9/7/24
TFL	3.0	Cal	9/7/24
Sacks	2.0	Cal	9/7/24
PBU	1	Samford	9/16/23
Career Tackles	46		
Career TFL	8.0		
Career Sacks	4.0		
Career PBU	1		
Leading Tackler	1	Cal	9/7/24

38 • FA'NAJAE GOTAY

Career Highs

Tackles	15	at Michigan State	11/30/19
TFL	2.5	Illinois	10/14/23
Sacks	1.5	Illinois	10/14/23
FF	1	at Indiana	10/15/22
PBU	1	2x (last: Michigan)	11/18/23
INT	1	2x (last: Indiana)	9/30/23

Career Tackles

137

Career TFL

7.0

Career Sacks

3.0

Career FF

1

Career PBU

2

Career INT

2

Auburn Highs

Tackles	2	Alabama A&M	8/31/24
AU Tackles	2		

18 • KALEB HARRIS

Tackles	4	Alabama A&M	8/31/24
Career Tackles	6		

20 • JC HART

Tackles	4	Alabama A&M	8/31/24
Career Tackles	4		

97 • QUIENTRAIL JAMISON-TRAVIS

Tackles	4	vs. Maryland	12/30/23
Career Tackles	7		
Leading Tackler	1	vs. Maryland	12/30/23

99 • JAYSON JONES

Career Highs

Tackles	4	3x (last: W. Kentucky)	11/19/22
TFL	1.0	Washington St	11/13/21
Sacks	1.0	Washington St	11/13/21
FR	1	LSU	10/1/22
PBU	1	at Vanderbilt	11/4/23
Career Tackles	67		
Career TFL	2.5		
Career Sacks	1.5		
Career FR	1		
Career PBU	1		

Auburn Highs

Tackles	4	2x (last: W. Kentucky)	11/19/22
TFL	0.5	2x (last: Georgia)	9/30/23
FR	1	LSU	10/1/22
PBU	1	at Vanderbilt	11/4/23
AU Tackles	48		
AU TFL	1.0		
AU FR	1		
Career PBU	1		

6 • AUSTIN KEYS

Career Highs

Tackles	7	Tulsa	9/24/22
TFL	2.0	Kentucky	10/1/22
Sacks	1.0	4x (last: vs. Maryland)	12/30/23
FF	1	2x (last: at Vanderbilt)	11/4/23
FR	1	Louisville	9/6/21
PBU	1	2x (last: at Arkansas)	11/11/23

Career Tackles

79

Career TFL

7.5

Career Sacks

4.0

Career FF

2

Career FR

1

Career PBU

2

Auburn Highs

Tackles	6	2x (last: Alabama)	11/25/23
TFL	1.0	4x (last: Cal)	9/7/24

Sacks

1.0 2x (last: vs. Maryland)12/30/23

PBU

1 2x (last: at Arkansas) 11/11/23

AU Tackles

36

AU TFL

4.0

AU Sacks

2.0

AU PBU

2

95 • GAGE KEYS

Tackles	5	at Cincinnati	11/25/23
Career Tackles	26		

8 • ANTONIO KITE

Tackles	3	Cal	9/7/24
Career Tackles	3		

4 • KAYIN LEE

Tackles	5	Cal	9/7/24
TFL	1.0	2x (last: vs. Maryland)	12/30/23
FF	1	at Texas A&M	9/23/23
PBU	2	2x (last: Cal)	9/7/24

Career Tackles

24

Career TFL

2.0

Career FF

1

Career PBU

9

13 • T.J. LINDSEY

Tackles	1	Alabama A&M	8/31/24
Career Tackles	1		

28 • KENSLEY LOUIDOR-FAUSTIN

Tackles	1	Alabama A&M	8/31/24
TFL	1.0	Alabama A&M	8/31/24
Career Tackles	1		
Career TFL	1.0		

5 • TERRANCE LOVE

Tackles	3	Samford	9/16/23
PBU	1	Samford	9/16/23
Career Tackles	6		
Career PBU	1		

12 • DORIAN MAUSI

Career Highs

Tackles	14	at Florida State	10/21/23
TFL	2.0	Alabama A&M	8/31/24
Sacks	1.0	North Carolina	11/7/20
FF	1	Pittsburgh	11/6/21
PBU	1	3x (last: Lafayette)	9/9/23
INT	1	Clemson	9/4/23

Career Tackles

200

Career TFL

10.5

Career Sacks

2.5

Career FF

1

Career PBU

3

Career INT

1

Auburn Highs

Tackles	4	Cal	9/7/24
TFL	2.0	Alabama A&M	8/31/24

AU Tackles

7

AU TFL

2.0

CAREER BESTS

35 • JALEN McLEOD**Career Highs**

Tackles	9	at Arkansas	11/11/23
TFL	4.0	at Arkansas	11/11/23
Sacks	3.0	at Arkansas	11/11/23
FF	2	at Texas A&M	9/10/22
FR	1	2x (last: Georgia)	9/30/23
PBU	1	5x (last: Georgia)	9/30/23
Career Tackles	136		
Career TFL	27.5		
Career Sacks	15.5		
Career FF	4		
Career FR	2		
Career PBU	5		

Auburn Highs

Tackles	9	at Arkansas	11/11/23
TFL	4.0	at Arkansas	11/11/23
Sacks	3.0	at Arkansas	11/11/23
FF	1	at Arkansas	11/11/23
FR	1	Georgia	9/30/23
PBU	1	Georgia	9/30/23
AU Tackles	60		
AU TFL	15.0		
AU Sacks	6.5		
AU FF	1		
AU FR	1		
AU PBU	1		
Leading Tackler..	4	last: Alabama A&M	8/31/24

22 • ISAIAH RAIKES**Career Highs**

Tackles	6	App State	9/10/22
TFL	1.0	2x (last: Arkansas)	9/30/23
Sacks	0.5	3x (Last: Ole Miss)	11/4/23
FF	1	Abilene Christian	11/18/23
PBU	1	at Miami (Fla)	9/9/23
Career Tackles	45		
Career TFL	4.5		
Career Sacks	1.5		
Career FF	1		
Career PBU	1		

Auburn Highs

Tackles	2	Cal	9/7/24
AU Tackles	2		

16 • DEMARCUS RIDDICK

Tackles	1	Alabama A&M	8/31/24
Career Tackles	1		

30 • JAHQUEZ ROBINSON**Career Highs**

Tackles	3	2x (last: USC)	9/30/23
TFL	1.0	2x (last: at Wash St)	11/17/23
Sacks	0.5	Vanderbilt	9/24/22
INT	1	at Oregon	9/23/23
Career Tackles	12		
Career TFL	1.5		
Career Sacks	0.5		
Career INT	1		

Auburn Highs

Tackles	1	Alabama A&M	8/31/24
AU Tackles	1		

3 • LAQUAN ROBINSON

Tackles	1	Alabama A&M	8/31/24
Career Tackles	1		

0 • KEIONTE SCOTT

Tackles	8	Ole Miss	10/15/22
TFL	1.0	4x (last: at Vanderbilt)	11/4/23
Sacks	1.0	San José State	9/10/22
INT	1	at Ole Miss	10/15/22
PBU	2	Ole Miss	10/21/23
Punt Returns	3	3x (last: at Arkansas)	11/11/23
Punt Ret Yds....	83	at Arkansas	11/11/23
Punt Ret Long..	74	at Arkansas	11/11/23
Punt Ret TD	1	at Arkansas	11/11/23
KO Returns	1	at Georgia	10/8/22
KO Ret Yds.....	18	at Georgia	10/8/22
Career Tackles	100		
Career TFL	6.0		
Career Sacks	1.0		
Career INT	1		
Career PBU	8		
Leading Tackler..	1	New Mexico State	11/18/23

14 • TYLER SCOTT

Tackles	1	2x (last: vs. Maryland)	12/30/23
Career Tackles	2		

19 • SYLVESTER SMITH

Tackles	4	Alabama A&M	8/31/24
PBU	2	Samford	9/16/23
Career Tackles	8		
Career PBU	3		

39 • GRIFFIN SPEAKS**Career Highs**

Tackles	4	UMass	9/2/23
TFL	0.5	Alabama A&M	8/31/24
FF	1	Oklahoma State	10/1/22
Career Tackles	13		
Career TFL	0.5		
Career FF	1		

Auburn Highs

Tackles	4	UMass	9/2/23
TFL	0.5	Alabama A&M	8/31/24
AU Tackles	9		
AU TFL	0.5		

1 • JERRIN THOMPSON**Career Highs**

Tackles	11	vs. Washington	12/29/22
TFL	1.0	4x (last: at Kansas)	11/19/22
FF	1	Rice	9/18/21
PBU	3	at Oklahoma State	10/22/22
INT	1	5x (last: at Iowa State)	11/18/23
Career Tackles	184		
Career TFL	4.0		
Career FF	1		
Career PBU	24		
Career INT	5		

Auburn Highs

Tackles	6	Cal	9/7/24
PBU	1	Cal	9/7/24
AU Tackles	8		
AU PBU	1		

48 • PAUL THOMPSON JR.

Tackles	1	Samford	9/16/23
Career Tackles	1		

91 • ZYKEIVOUS WALKER

Tackles	5	at Vanderbilt	11/4/23
TFL	2.0	at Vanderbilt	11/4/23
Sacks	1.0	3x (last: vs. Maryland)	12/30/23
PBU	1	2x (last: NM State)	11/18/23
Career Tackles	41		
Career TFL	5.5		
Career Sacks	3.0		
Career PBU	2		

11 • JAMONTA WALLER

Tackles	1	Alabama A&M	8/31/24
Career Tackles	1		

10 • AMARIS WILLIAMS

Tackles	1	Alabama A&M	8/31/24
Career Tackles	1		

21 • CALEB WOODEN

Tackles	6	Samford	9/16/23
TFL	1.5	Samford	9/16/23
Sacks	1.0	at Texas A&M	9/23/23
INT	1	vs. Maryland	12/30/23
FF	1	vs. Maryland	12/30/23
FR	1	at Arkansas	11/11/23
PBU	1	at Vanderbilt	11/4/23
Career Tackles	27		
Career TFL	4.5		
Career Sacks	1.0		
Career INT	1		
Career FF	1		
Career FR	1		
Career PBU	1		
Leading Tackler..	1	Samford	9/16/23

17 • ROBERT WOODYARD JR.

Tackles	4	Alabama A&M	8/31/24
TFL	1.0	Alabama A&M	8/31/24
PBU	1	Alabama A&M	8/31/24
Career Tackles	8		
Career TFL	1.0		
Career PBU	1		

AUBURN COACHING STAFF ROSTER

**Hugh Freeze**

Head Coach

**Derrick Nix**Offensive Coordinator/
Running Backs
(press box)**DJ Durkin**Defensive Coordinator/
Linebackers**Charles Kelly**Co-Defensive Coordinator/
Safeties**Ben Aigamaua**

Tight Ends

**Josh Aldridge**Defensive Edges
(press box)**Kent Austin**Quarterbacks
(press box)**Marcus Davis**

Wide Receivers

**Vontrell King-Williams**

Defensive Tackles

**Wesley McGriff**

Cornerbacks

**Jake Thornton**

Offensive Line