



NEW MEXICO LOBOS

2024-25 MEN'S BASKETBALL

X @ UNMLoboMBB | #GoLobos | GoLobos.com

SCHEDULE/RESULTS

OCTOBER

28 UTEP (ex) W, 74-70

NOVEMBER

4 NICHOLLS W, 91-84

8 vs. #22 UCLA ^ W, 72-64

12 A&M-CORPUS CHRISTI W, 100-81

17 at #22 St. John's # L, 71-85

21 GRAMBLING STATE W, 80-58

24 TEXAS SOUTHERN W, 99-68

28 vs. Arizona State @ TruTV 9:30

29 vs. USC/Saint Mary's @ TruTV 7:30/10

DECEMBER

4 SAN JOSE STATE * MWN 7:00

7 NEW MEXICO STATE MWN 7:00

14 WESTERN NEW MEXICO MWN 2:00

18 VCU MWN 7:00

28 at Colorado State * MWN 2:00

31 at Fresno State * MWN 6:00

JANUARY

3 NEVADA * FS1 9:00

7 at Wyoming * CBSSN 8:00

11 SAN DIEGO STATE * CBS 1/2p

14 at San Jose State * MWN 8:00

17 BOISE STATE * FS1 9:00

20 FRESNO STATE * CBSSN 3:00

25 at UNLV * FOX 1:00

FEBRUARY

1 at Utah State * FS1 7:30

5 COLORADO STATE * FS1 8:30

8 at Air Force * MWN/Altitude 2:00

12 WYOMING * FS1 8:00

16 UTAH STATE * CBSSN 2:00

19 at Boise State * CBSSN 8:00

25 at San Diego State * FS1 9:00

MARCH

1 AIR FORCE * MWN 2:00

4 at Nevada * CBSSN 7:00

7 UNLV * CBSSN 8:00

12 Mountain West 1st Round

13 Mountain West Quarterfinals

14 Mountain West Semifinals

15 Mountain West Final

All Times MT and subject to change | * Mountain West Game

^ Las Vegas Hoopfest (Henderson, Nev.)

Madison Square Garden

@ Acrisure Classic (Palm Desert, Calif.)

% Mountain West Tournament (Las Vegas, Nev.)

COMMUNICATIONS

Steve Kirkland - Men's Basketball Contact

(434) 825-5241 cell
kirkland@unm.edu email

X @skirkland14

GAME #7 | NOV. 28 | ACRISURE ARENA | PALM DESERT, CA

NEW MEXICO LOBOS
5-1 (0-0 MW)



ARIZONA ST. SUN DEVILS
5-1 (0-0 Big XII)

Head Coach: Richard Pitino (Providence '05)

Overall Record: 225-179 (13th)

UNM Record: 66-42 (4th)

vs. ASU: 0-0



Head Coach: Bobby Hurley (Duke '93)

Overall Record: 202-152 (12th)

ASU Record: 160-132 (10th)

vs. UNM: 0-0

NET: -- KenPom: 53

NET: -- KenPom: 64

truTV

PBP: Chris Sylvester

Analyst: Steve Smith

Sideline: Nkwa Asonye

96.3 NEWS RADIO KKB

PBP: Robert Portnoy

Analyst: Hunter Greene

THE OPENING TIP

- ▶ The Lobos open play in the Acrisure Classic against Arizona State
- ▶ UNM is looking for its third straight November tournament title
- ▶ New Mexico is looking to win on Thanksgiving for the first time in history (0-3)
- ▶ Over the past three seasons, the Lobos are 6-0 in regular season neutral site games (all in Las Vegas/Henderson)
- ▶ Donovan Dent is the only player in the nation averaging 17.0 points and 8.0 assists per game this season
- ▶ New Mexico leads the nation in pace per KenPom, with an adjusted average of 75.6 possessions per game

SERIES HISTORY

Overall: 47-38

Neutral: 0-0

Streak: W4

LAST 5 SERIES GAMES

11/18/11	A	W, 76-71
11/16/10	H	W, 76-62
12/5/95	A	W, 86-79
12/3/94	H	W, 87-71
12/7/91	H	L, 69-71

POSSIBLE STARTERS



0 CJ NOLAND

G | 6-4 / 210 | Sr. | Waxahachie, Texas

9.5 ppg | 3.8 rpg | 22.3 mpg | 2.5 spg

▶ Career-high eight rebounds vs. Texas Southern

▶ Season-high 15 points at St. John's

▶ Team-best 76% FTs



2 DONOVAN DENT

G | 6-2 / 185 | Jr. | Riverside, Calif.

17.0 ppg | 1.3 rpg | 8.0 apg | 33.0 mpg | 1.7 spg

▶ 1st Lobo ever with a 25pt/10ast/OTO game (Nov. 12 vs. A&M-Corpus Christi)

▶ Only player in the nation to have 10pts and 5 assts in every game this season




3 TRU WASHINGTON

G | 6-2 / 205 | So. | Phoenix, Ariz.

12.2 ppg | 4.8 rpg | 27.7 mpg | 3.2 spg | 1.5 APG

▶ Second career double-double (19p/10r) vs. Texas Southern

▶ Had nine double-figure scoring games as a freshman in 2023-24



22 MUSTAPHA AMZIL

F | 6-9 / 215 | Sr. | Helsinki, Finland

12.8 ppg | 6.5 rpg | 29.9 mpg | 1.5 BPG

▶ Tied UNM high with 18 pts (including 1,000th career point) vs. Texas Southern

▶ Career-high 13 rebs vs. Nicholls

▶ Leads team with 11 3-pointers



23 NELLY JUNIOR JOSEPH

C | 6-10 / 240 | Sr. | Benin City, Nigeria

14.2 ppg | 10.0 rpg | 2.3 bpg | 28.1 mpg | 62% FG

▶ MW Player of the Week (Nov. 11)

▶ Preseason All-Mountain West

▶ 45 career doubles (4th most among active Division I players)

KEY RESERVES

No.	Pos.	Name	Yr.	Ht. / Wt.	PPG	RPG	Of Note
4	G	Kayde Dotson	Fr.	6-2 / 190	5.3	0.5	18 pts (6-7 FG) vs. TAMU-CC
8	F	Filip Borovicinan	Jr.	6-9 / 220	4.0	2.3	Tie career high w/11 pts vs. Texas Southern
6	F	Atiki Ally Atiki	Sr.	6-10 / 225	3.8	3.5	Career-high 5 blocks vs. TAMU-CC
1	G	Braden Appelhans	R-So.	6-7 / 195	3.0	0.8	Shot 40% from 3-point range last season
7	F	Ibrahima Sacko	So.	6-6 / 230	2.2	1.6	Three starts in 23-24 at Georgia Tech
24	F	Jovan Milicevic	Fr.	6-10 / 240	1.8	0.6	Ranked 2024 No. 27 PF nationally (ESPN)
11	G	Quinton Webb	R-So.	6-6 / 205	0.4	0.8	50 FG% in 2023-24 as redshirt freshman
13	F	Daniel Thomas	Fr.	6-8 / 225	-	-	2024 Texas Class 4A All-State (Dallas)



2024-25 LOBO BASKETBALL

RICHARD PITINO



4th Season at New Mexico

COACHING RECORD

Year	School	Overall	Conf.
2013	FIU	18-14	11-9
2014	Minnesota	25-13	8-10
2015	Minnesota	18-15	6-12
2016	Minnesota	8-23	2-16
2017	Minnesota	24-10	11-7
2018	Minnesota	15-17	4-14
2019	Minnesota	22-14	9-11
2020	Minnesota	15-16	8-12
2021	Minnesota	14-15	6-14
2022	New Mexico	13-19	5-12
2023	New Mexico	22-12	8-10
2024	New Mexico	26-10	10-8
2025	New Mexico	5-1	0-0
TOTALS		225-179	88-135

NOTABLE

- 2024 Naismith Coach of the Year Watch List
- Led the Lobos to the 2024 Mountain West Championship and their 1st NCAA appearance in a decade
- Took UNM to the NIT in his second season, the Lobos' first postseason appearance in nine years
- Led Minnesota to the 2014 NIT Championship and two NCAA Tournament appearances
- 2017 Big Ten Coach of the Year
- 2017 NABC District 7 Coach of the Year
- 18 wins over ranked teams in eight seasons at Minnesota
- Led FIU to 10-win improvement and first winning seasons in 12 years in 2012-13 in first season as a head coach
- Five NCAA appearances in seven years as an assistant coach
- While on his father's staff at Louisville, the Cardinals reached the 2012 Final Four, the Elite Eight in 2008 and 2009 and won two Big East Championships
- While on Billy Donovan's staff at Florida, the Gators reached the Elite Eight in 2011 and won

PITINO vs. 2024-25 OPPONENTS

Air Force	5-2	(5-2 UNM)
Arizona State	first meeting	
Boise State	2-4	(2-4 UNM)
Colorado St	3-4	(3-4 UNM)
Fresno St	2-3	(2-3 UNM)
Grambling State	2-0	(2-0 UNM)
Nevada	2-4	(2-4 UNM)
New Mexico State	3-1	(3-1 UNM)
Nicholls	1-0	(1-0 UNM)
St. John's	1-2	(1-1 Minnesota/0-1 UNM)
Saint Mary's	2-1	(1-0 Minnesota/1-1 UNM)
San Diego St	3-3	(3-3 UNM)
San Jose St	4-1	(4-1 UNM)
A&M-Corpus Christi	2-0	(1-0 Minnesota/1-0 UNM)
Texas Southern	3-0	(1-0 FIU/2-0 UNM)
UCLA	1-0	(1-0 UNM)
UNLV	1-4	(1-4 UNM)
USC	first meeting	
Utah State	1-5	(1-5 UNM)
VCU	first meeting	
Western NM	2-0	(2-0 UNM)
Wyoming	5-2	(5-2 UNM)

NON-CONFERENCE SUCCESS

- New Mexico has posted a 30-2 record in regular season non-conference games over the past three seasons (13-0 in '23, 12-1 last year, 5-1 this year)
- The Lobos' .938 win percentage in those games is the 2nd best record nationally (behind Purdue) through games on Monday
- UNM posted a 12-win non-conference season in consecutive seasons for the first time the last two years since a four-year stretch from 2010-13

BEST REGULAR SEASON NON-CONF. RECORD LAST 3 YRS

.964	Purdue (27-1)
.938	New Mexico (30-2)
.935	Kansas (29-2)
.933	Houston (28-2)
.926	UConn (25-2)

through games of 11/25 (Monday)

NOVEMBER TOURNAMENTS

- New Mexico is looking to win a November tournament for the third consecutive season (won last year's Ball Dawgs Classic in Henderson, Nev. and the 2022-23 Lobo Classic at The Pit)
- UNM has won a MTE title four times before (2023 Ball Dawgs Classic, 2022 Lobo Classic, 2012 Paradise Jam, 2007 Basketball Travelers Invitational)

HAPPY THANKSGIVING

- UNM is playing on Thanksgiving for the fourth time in history in search of its first win
- New Mexico most recently played on Thanksgiving in the 2021 Las Vegas Invitational, an 86-73 loss to UAB
- Previously, the Lobos lost to Virginia Tech 92-72 on Thanksgiving in the 2016 Wooden Legacy and lost to Santa Clara 79-76 in overtime on Thanksgiving in the 2011 76 Classic

NEUTRAL IS AN ADVANTAGE

- UNM is playing its second neutral site game of the season (win over No. 22 UCLA in Henderson, Nev.)
- Over the past three seasons, the Lobos are 6-0 in regular season neutral site games
- Including postseason, New Mexico is 11-2 in neutral site games since the start of 2022-23

SERIES HISTORY

- New Mexico leads the all-time series 47-38 as both schools were members of the WAC from 1962-63 to 1977-78
- Tonight's game is the first ever neutral site matchup between the schools (previous 85 matchups were 49 in Albuquerque and 36 in Tempe)
- The Lobos have won the last four meetings, sweeping home-and-home series in 2010-11/2011-12 and 1994-95/1995-96
- The Sun Devils' last win in the series was a 71-69 victory at The Pit in 1991-92

AGAINST THE BIG XII

- Arizona State is the only Big XII team on the Lobos' regular season schedule this season
- Since the formation of the Big XII in 1996-97, UNM is 13-8 against Big XII foes
- The Lobos have lost their last two against Big XII teams (2018-19 loss to TCU in Emerald Classic, 2013-14 loss to Kansas in Kansas City)
- Prior to those two losses, UNM won six straight against Big XII teams (2009 NIT vs. Nebraska, 2009-10 vs. Texas A&M in Houston, 2009-10 home vs. Texas Tech, 2010-11 vs. Colorado in Las Vegas, 2010-11 at Texas Tech, 2011-12 vs. Oklahoma State in Oklahoma City)

I WANNA GO FAST!

- New Mexico currently ranks No. 1 nationally in KenPom Tempo with an adjusted average of 75.6 possessions per game
- The Lobos' season-opening game against Nicholls featured 84 possessions, as did the third game of the season against Texas A&M-Corpus Christi, the most in a regulation game for New Mexico under Richard Pitino
- UNM has ranked in the top 25 nationally in KenPom tempo in all four seasons under Richard Pitino, finishing ninth in tempo last season

MEDIA SCHEDULE

NOV. 28 Thursday	NOV. 29 Friday	NOV. 30 Saturday	DEC. 1 Sunday	DEC. 2 Monday	DEC. 3 Tuesday	DEC. 4 Wednesday
GAMEDAY vs. Arizona St 8:30 PT (Palm Springs)	GAMEDAY vs. USC/SMC TBA (Palm Springs)					GAMEDAY vs. San Jose State 7:00 pm

RANKINGS

ASSOCIATED PRESS (11/25)

1	Kansas (51)	5-0	1536
2	UConn (6)	4-0	1429
3	Gonzaga (2)	5-0	1428
4	Auburn (3)	4-0	1393
5	Iowa State	3-0	1216
6	Houston	3-1	1125
7	Tennessee	6-0	1116
8	Kentucky	5-0	1075
9	Alabama	4-1	1065
10	Marquette	6-0	1004
11	Duke	4-1	986
12	North Carolina	3-1	976
13	Purdue	5-1	865
14	Indiana	4-0	666
15	Wisconsin	7-0	641
16	Cincinnati	5-0	610
17	Baylor	4-2	482
18	Florida	6-0	466
19	Arkansas	4-1	387
20	Texas A&M	4-1	318
21	Creighton	4-1	198
22	Xavier	5-0	191
23	Ole Miss	5-0	180
24	Arizona	2-2	154
25	Mississippi State	5-0	86

Others receiving votes: BYU 70, Pittsburgh 62, Texas 57, Ohio State 55, **Saint Mary's 52**, Illinois 50, Memphis 38, Texas Tech 31, Drake 29, Nebraska 21, Michigan State 14, Georgia 11, **St. John's 10**, Oregon 10, Penn State 9, **Utah State 6**, Vanderbilt 6, **Nevada 5**, **UCLA 5**, **Arizona State 5**, Maryland 4, Providence 3, Furman 2, Columbia 1, Florida State 1

COACHES (11/25)

1	Kansas (25)	5-0	767
2	UConn (2)	4-0	717
3	Auburn (3)	4-0	707
4	Gonzaga (1)	5-0	689
5	Iowa State	3-0	602
6	Tennessee	6-0	587
7	Houston	3-1	559
8	Kentucky	5-0	539
9	Alabama	4-1	527
10	Duke	4-1	502
11	Marquette	6-0	499
12	Purdue	5-1	429
13	North Carolina	3-1	424
14	Cincinnati	5-0	330
15	Indiana	4-0	262
16	Florida	6-0	260
17	Wisconsin	7-0	252
18	Baylor	4-2	244
19	Creighton	4-1	167
20	Texas A&M	4-1	146
21	Arkansas	4-1	128
22	Xavier	5-0	85
23	Arizona	2-2	76
24	Ole Miss	5-0	73
25	Pittsburgh	6-1	66

Others receiving votes: BYU 60, Mississippi State 43, Texas 43, Illinois 42, **St. John's 40**, Texas Tech 39, Ohio State 38, **Saint Mary's 33**, Drake 23, Memphis 21, Nebraska 20, Oregon 8, Rutgers 7, Dayton 5, Michigan State 4, Georgia 3, **UCLA 3**, **Nevada 2**, **Utah State 1**, Penn State 1, Maryland 1, LSU 1

2024-25 Opponents in Bold (*potential*)

MAKING A DENT IN THE RECORD BOOK

- Donovan Dent made history on Nov. 12 in the win over Texas A&M-Corpus Christi, becoming the first Lobo to ever have a 25 point/10 assist game with no turnovers (fifth overall 25p/10a game in program history)
- It is one of just 18 games of 25 points/10 assists/no turnovers against D-I opposition in the past 20 years
- Dent now has a school-record three career games with at least 10 assists and no turnovers
- Dent's three 10 assist/0 turnover games over the past two seasons are tied for most in the nation with Gonzaga's Ryan Nembhard

DENT DISHING IT OUT

- Donovan Dent is the only player in the nation averaging 17.0 points and 8.0 assists per game this season
- He is the only player in the nation to record at least 10 points and five assists in every game this season
- His streak of six straight games with at least five assists to open the season is tied for the second-longest ever by a Lobo
- Dent is one of two players nationally to have multiple 20-point games and multiple 10-assist games this season (Tyson Dunn-Buffalo)
- Against St. John's, Dent recorded his 300th career assist and enters tonight's game with 317 career assists (T-16th in UNM history)

OH NELLY

- Preseason All-Mountain West center Nelly Junior Joseph looks to be one of the top post players in the conference this season
- Joseph has 45 career double-doubles, the fourth most among active Division I players
- Last season Joseph was the only Lobo to start all 36 games, tying the UNM record for starts in a season
- He is UNM's leading returning rebounder (8.2 rpg), field goal percentage (.550) and blocks (49)

JOSEPH EARNS FIRST MW HONOR

- Nelly Junior Joseph earned the first Mountain West Player of the Week honor this season after double-doubles in the wins over Nicholls and No. 22 UCLA
- In the season-opening win over Nicholls, Joseph tied a career high with 28 points and matched his UNM high with 16 rebounds
- It is one of only three 28 point/16 rebound games in Division I this season (Auburn's Johni Broome vs. North Alabama; Stanford's Maxime Raynaud at Santa Clara)
- Joseph had 16 points and 12 rebounds in the win over the Bruins in the Las Vegas Hoopfest

FINNISH STRONG IN EARLY SEASON

- Mustapha Amzil is having a strong start to the 2024-25 season after a slow start during the 2023-24 non-conference schedule
- Amzil is averaging over three times as many points and rebounds per game than last year's non-conference schedule, and has already tripled his 3-point FGs and blocks from last year's non-conference slate
- Amzil recorded his 1,000th career point in Sunday's win over Texas Southern as he matched his UNM career high with 18 points

CAPTAINS NAMED

- Donovan Dent, Mustapha Amzil and CJ Noland were selected as the captains for the 2024-25 Lobos
- All are serving as a captain for the first time in their collegiate careers

UNM CAREER GAMES WITH 10 ASSISTS/0 TURNSOVERS

3	Donovan Dent (2023-pres.)
2	Marlon Parmer (2000-02)
2	Darrell McGee (1987-90)
1	Six tied

UNM CONSECUTIVE 5-ASSIST GAMES TO START SEASON

12	Darrell McGee (1988-89)
6	Donovan Dent (2024-25)
6	Donovan Dent (2023-24)
6	Greg Brown (1993-94)

NCAA DIVISION I ACTIVE DOUBLE-DOUBLE LEADERS

72	Norchad Omier (Baylor)
63	Johni Broome (Auburn)
51	Hunter Dickinson (Kansas)
45	Nelly Junior Joseph (New Mexico)

AMZIL NON-CONF. BREAKDOWN

	2024-25	2023-24
Points/G	12.8	4.2
Reb/G	6.5	2.0
3FG	11	3
Blocks	9	2

QUICK FACTS

THE UNIVERSITY OF NEW MEXICO

Location	Albuquerque, N.M.
Founded	1889 by Territorial Legislature
Enrollment	22,852
Nickname	Lobos
Colors	Cherry (PMS 200) & Silver (PMS 428)
Conference	Mountain West
National Affiliation	NCAA Division I

President	Dr. Garnett S. Stokes
Interim Director of Athletics	David Williams
Facility	The Pit
Capacity	15,411
Age	Built in 1966 (Renovated in 2009-10)

DOUBLE TIME

DOUBLE-DOUBLES

	2024-25	CAREER	STREAK
Nelly Junior Joseph	2	45%	-
Donovan Dent	2	5	-
Mustapha Amzil	1	3%	-
Tru Washington	1	2	1

DOUBLE FIGURE POINTS

	2024-25	CAREER	STREAK
Donovan Dent	6	38	6
Mustapha Amzil	5	55%	4
Nelly Junior Joseph	4	89%	-
Tru Washington	4	13	2
CJ Noland	3	26%	-
Kayde Dotson	2	2	1
Filip Borovicinan	1	2%	1
Atiki Ally Atiki	-	7%	-
Braden Appelhans	-	2	-
Ibrahima Sacko	-	1%	-

DOUBLE FIGURE REBOUNDS

	2024-25	CAREER	STREAK
Nelly Junior Joseph	3	53%	-
Mustapha Amzil	1	4%	-
Tru Washington	1	2	1
Atiki Ally Atiki	-	2%	-

BIG TIME GAMES

20-POINT GAMES

	2024-25	CAREER	STREAK
Donovan Dent	2	10	-
Nelly Junior Joseph	1	10%	-
Mustapha Amzil	-	2%	-
CJ Noland	-	2%	-
Tru Washington	-	1	-

30-POINT GAMES

	2024-25	CAREER	STREAK
Donovan Dent	-	1	-

10-ASSIST GAMES

	2024-25	CAREER	STREAK
Donovan Dent	2	5	-

% Career totals include games at previous schools (NCAA Division I)

COUNT IT, AND ONE!

AND ONES...

	2024-25	CAREER ^A
Donovan Dent	2	14
Nelly Junior Joseph	2	5
Tru Washington	-	7
Mustapha Amzil	-	1

* made FG while fouled, followed by a made FT | ^A UNM career only | (#) - 4pt plays

TURNOVER IMPORTANCE

- The Lobos are averaging 24.8 points off turnovers this season
- UNM is 5-0 when having more points of turnovers and 0-1 when allowing more points off turnovers
- In victories, the Lobos are averaging a +16.2 (26.0-9.8) points off turnovers advantage, while allowing a -2.0 (19.0-21.0) points off turnover margin in losses
- Dating back to last season, New Mexico is 28-2 when winning the stat (only losses at Colorado State and at San Diego State last year), while 2-9 when losing the stat (only wins at New Mexico State and at Nevada last season)

DOUBLE-FIGURE LEADS LEAD TO WINS

- In each of the Lobos' last 35 victories, they have had a double-figure lead at some point during the game
- The Lobos held a double-digit lead in all four victories this season, following a 2023-24 season where UNM held a double-digit lead in all 26 victories
- New Mexico's last victory in a game when they never held a double-digit lead was an 81-79 overtime win over Boise State in 2022-23 (largest lead was five)

DEFENSIVE DOUBLE-DOUBLE

- New Mexico had 10 blocks and 10 steals in the victory over Nicholls to open the season
- It was the Lobos' second 10-and-10 game since the start of the 2023-24 season (10 blks and 12 stls vs. Utah State last season)
- Since the start of 2023-24, there have been only 32 10-and-10 games in the nation against Division I opponents, with the Lobos being one of four teams to do it twice (Auburn, Bryant, UConn)
- Last season, New Mexico led the Mountain West in both blocks and steals

DOUBLE-DOUBLE x3 ON OPENING NIGHT

- New Mexico had three players record double-doubles on opening night against Nicholls, tying the school record for most double-doubles in a game
- Nelly Junior Joseph tied a career high with 28 points and matched his UNM high with 16 rebounds for his 44th career double-double
- Mustapha Amzil had his fourth career double-double with 13 points and a career-high 13 rebounds
- Donovan Dent had his fourth career double-double with 15 points and 11 assists
- UNM hadn't had three double-doubles in a game in 27 years, dating back to a victory over Texas Tech in 1997-98

PITINO vs. RANKED OPPONENTS

- The Lobos are 6-6 against ranked opponents under Richard Pitino (win vs. No. 22 Wyoming in 2022, win at No. 23 San Diego State in 2023, wins vs. No. 19 San Diego State, No. 16 Utah State and No. 22 Colorado State in 2024, win vs. No. 22 UCLA in 2025)
- Going back to his tenure at Minnesota, Pitino has led his squad to at least one ranked in each of the past 10 seasons (since 2015-16)
- Pitino is one of 11 active coaches in the nation to enter the season with at least one AP ranked win every season since 2015-16

AT LEAST ONE AP RANKED WIN EVERY YEAR SINCE 2015-16

Rick Barnes	Matt Painter
Scott Drew	Richard Pitino
Mark Few	Bill Self

Continues Streak with Ranked Win

Dana Altman	Tom Izzo
Leonard Hamilton	Greg McDermott
Chris Holtmann	

AT HOME IN THE PIT

- New Mexico has won 23 straight regular-season non-conference home games, dating back to a loss to SMU on Dec. 19, 2021
- It is the Lobos' longest such streak since winning 33 straight regular-season non-conference games at The Pit from 2004-05 (loss to No. 5 Wake Forest) to 2008-09 (loss to UCF)

PRESEASON ACCOLADES

- For the second straight season, New Mexico had two players selected to the preseason All-Mountain West team as Donovan Dent and Nelly Junior Joseph were honored
- The Lobos were one of two teams (Boise State) to have multiple players on the 10-player team
- Last season, Dent was a second-team All-Mountain West selection

ON THE DOT(SON)

- Freshman guard Kayde Dotson scored 18 points off the bench against Texas A&M-Corpus Christi in the third game of the season
- In the Mountain West era (since 1999-00), it is the second most points by a Lobo freshman one of the first three games of his career, trailing only Jamaal Williams (20 vs. Texas Southern in 2001-02) and matching Makuach Maluach (18 vs. Northern New Mexico in 2017-18)



2024-25 LOBO BASKETBALL

MW & NCAA LEADERS

TEAM - MOUNTAIN WEST LEADERS

	Value	NCAA Rank	MW Rank
TOs Forced/Game	19.7	2nd	1st

TEAM - OTHER TOP 50 NCAA

	Value	NCAA Rank	MW Rank
Assists/Game	19.2	20th	3rd
Blocks/Game	7.5	3rd	2nd
Fast Break Pts/Game	21.0	9th	2nd
FT Attempts/Game	26.5	34th	2nd
Scoring Offense	85.5	39th	2nd
Steals/Game	11.7	8th	2nd
Turnover Margin	+6.3	17th	2nd

INDIVIDUAL - MOUNTAIN WEST LEADERS

	Value	NCAA Rank	MW Rank
Donovan Dent			
Assists	48	5th	1st
Assists/Game	8.0	5th	1st
Nelly Junior Joseph			
Blocks	14	15th	1st
Rebounds	60	20th	1st
Tru Washington			
Steals	19	4th	1st
Steals/Game	3.17	7th	1st

INDIVIDUAL - OTHER TOP 50 NCAA

	Value	NCAA Rank	MW Rank
Nelly Junior Joseph			
Blocks/Game	2.3	22nd	2nd
Double-Doubles	2	36th	3rd
Rebounds/Game	10.0	19th	2nd
Def. Rebs/Game	7.0	30th	3rd
Donovan Dent			
Double-Doubles	2	36th	3rd
CJ Noland			
Steals	15	28th	2nd
Steals/Game	2.5	39th	4th

ON THE AIR

- New Mexico will play at least 18 games this season on national television
- 14 of UNM's 20 Mountain West games are televised, meaning 49 of the last 56 conference games have been on TV (2nd most in the conference)
- The Lobos will play two games this season on broadcast television, hosting San Diego State on CBS for the second straight year (Jan. 11) and playing on FOX for the first time ever on Jan. 25 at UNLV

LOBOS PICKED SECOND IN MOUNTAIN WEST

- New Mexico was picked second in the preseason Mountain West poll
- It was the Lobos' highest projected finish since 2013-14 (picked to win the league)
- Boise State was picked to win the league, followed by New Mexico, Nevada, San Diego State, UNLV, Utah State, Colorado State, San Jose State, Wyoming, Fresno State and Air Force

WHO IS BACK?

- New Mexico returns eight letterwinners from last season, including two starters in Donovan Dent and Nelly Junior Joseph
- Mustapha Amzil, the 2023-24 Mountain West Sixth Man of the Year returns, as does Tru Washington, one of the league's top freshmen last season
- Braden Appelhans and Quinton Webb return after reserve roles last season during their redshirt freshman seasons
- Deraje Agbaosi and Shane Douma-Sanchez are coming off a redshirt season in 2023-24

WHO IS NEW?

- New Mexico added eight new players to the roster (four transfers and four freshmen)
- All four transfers have power conference experience (CJ Noland - All Big XII Freshman Team at Oklahoma before playing last year at North Texas), Atiki Ally Atiki (BYU), Ibrahima Sacko (Georgia Tech), Filip Borovic-anin (Arizona)
- Jovan Milicevic was a four-star recruit in the Class of 2024, while Kayde Dotson and Daniel Thomas were both All-State honorees in Texas

UP NEXT

- The Lobos will play either USC or Saint Mary's in their second game of the Acrisure Classic
- If UNM plays Saint Mary's, it would be the third straight year the teams have met (split the last two seasons, both games in Moraga)
- If UNM plays USC, it would be the first meeting between the teams since 2015-16 (USC win in Los Angeles)



2024-25 LOBO BASKETBALL

2024-25 ROSTER

NO.	PLAYER	PRONUNCIATION	POS.	YR.	HT.	HOMETOWN	SOCIAL	
0	CJ NOLAND		G	Grad.	6-4	Waxahachie, TX	X @CjNoland1	@ thecjnoland
1	BRADEN APPELHANS	apple-hahns	G	R-So.	6-7	Blue Springs, MO	X @AppelhansBraden	@ bradenappelhans1
2	DONOVAN DENT		G	Jr.	6-2	Riverside, CA	X @Donovandent1	@ donovandent2
3	TRU WASHINGTON		G	So.	6-4	Phoenix, AZ	X @washington_tru	@ truashington
4	KAYDE DOTSON	cade	G	Fr.	6-2	Beaumont, TX	X @iamkaydedotson	@ kayde_._
6	ATIKI ALLY ATIKI	ah-TEE-kee ollie	F	Sr.	6-10	Mwanza, Tanzania	X @AtikiAtiki1	@ atikially3a
7	IBRAHIMA SACKO	E-bra-HE-ma SOCK-oh	F	So.	6-6	Conakry, Guinea		@ sacko0812
8	FILIP BOROVCANIN	bor-oh-VEECH-an-in	F	Jr.	6-9	Belgrade, Serbia	X @borovicnin_4	@ borovicnin_4
11	QUINTON WEBB		G	R-So.	6-6	San Bernardino, CA	X @_quintonwebb5	@ quintonwebb11
13	DANIEL THOMAS		F	Fr.	6-8	Dallas, TX	X @OnlyDaniel	@ danthomas_13
21	DERAJE AGBAOSI	derr-ah-ZHAY ag-BOW-see	F	R-Jr.	6-7	Union, NJ		@ _deraje
22	MUSTAPHA AMZIL	ahm-SEAL	F	Sr.	6-9	Helsinki, Finland	X @CantStaphMe	@ mustaphaamzil
23	NELLY JUNIOR JOSEPH		F	Sr.	6-10	Benin City, Nigeria	X @eazynelz	@ eazynelz
24	JOVAN MILICEVIC	YO-vahn mill-LEECH-ah-vich	F	Fr.	6-10	Toronto, ON		@ jovan.m23
32	SHANE DOUMA-SANCHEZ	DUE-ma	G	R-Fr.	6-1	Laguna Pueblo, NM	X @ds32_shaneshane	@ saucy_shaneshane
35	DYLAN CHAVEZ		G	Fr.	6-5	Albuquerque, NM	X @dylanchavez00	@ dylanchavez0

Head Coach	Richard Pitino	4th Season / Providence, 2005
Associate Head Coach	Isaac Chew	4th Season / Avila, 1999
Assistant Coach	Tarvish Felton	3rd Season / Southern Utah, 1999
Assistant Coach	Aaron Katsuma	2nd Season / Minnesota, 2014
Assistant Coach	Dave Pilipovich	4th Season / Thiel, 1986
Assistant Coach/Video Coordinator	Danny Walters	3rd Season / Texas A&M, 2020
Director of Basketball Operations	Peyton Stephens	4th Season / Texas A&M, 2019
Strength & Conditioning Coach	Matthew Flores	4th Season / Arizona State, 2012
Sports Medicine	Grant Smith	1st Season / Missouri, 2020
Communications	Steve Kirkland	4th Season / Penn State, 2001

THE LAST TIME

A NEW MEXICO PLAYER...

- **Scored 30 points:** Donovan Dent (31) vs. Boise State (1/31/24)
- **Scored 35 points:** Jaelen House (42) at Air Force (2/5/22)
- **Scored 40 points:** Jaelen House (42) at Air Force (2/5/22)
- **Two players with 20 points:** Jaelen House (28) and Jamal Mashburn, Jr. (22), vs. San Diego State (3/16/24) *MWT*
- **Two players with 25 points:** Jamal Mashburn, Jr. (27) and JT Toppin (27), vs. Toledo (11/21/23)
- **Three players with 20 points:** Corey Manigault (28), Zane Martin (23) & Vance Jackson (20) vs. Wyoming (2/8/20)
- **20-point game off the bench:** Tru Washington (21) vs. New Mexico State (12/2/23)
- **20-points in one half:** Jaelen House (26¹) vs. New Mexico State (12/2/23)
- **A player with back-to-back 30-point games:** Ruben Douglas (2/24/03-3/1/03)
- **One player scored in double figures:** at Air Force (2/24/21)
- **No players scored in double figures:** at Boise State (12/23/20)
- **Five players scored in double figures:** vs. Texas Southern (11/24/24)
- **All five starters scored in double figures:** at San Jose State (1/24/24)
- **Six players scored in double figures:** vs. Utah State (1/16/24)
- **Had 15 rebounds:** Nelly Junior Joseph (16) vs. Nicholls (11/4/24)
- **Had 20 rebounds:** Carlton Bragg (20) at Wyoming (3/9/19)
- **Two players with 10 rebounds:** Nelly Junior Joseph (16) & Mustapha Amzil (13) vs. Nicholls (11/4/24)
- **Double-Double:** Tru Washington vs. Texas Southern (11/24/24)
- **Two players had a double-double:** Nelly Junior Joseph, Mustapha Amzil and Donovan Dent vs. Nicholls (11/4/24)
- **Three players had a double-double:** Nelly Junior Joseph, Mustapha Amzil and Donovan Dent vs. Nicholls (11/4/24)
- **Double-Double with points and assists:** Donovan Dent vs. A&M-Corpus Christi (11/12/24)
- **Four Double-Doubles in a row:** Morris Udeze (1/7/23-1/17/23)
- **Triple-Double:** Luc Longley vs. Penn State (3/28/90) *NIT*
- **20 points and 20 rebounds:** Carlton Bragg (22/20) at Wyoming (3/9/19)
- **10 assists:** Donovan Dent (10) vs. A&M-Corpus Christi (11/12/24)
- **5 Blocked Shots:** Atiki Ally Atiki (5) vs. A&M-Corpus Christi (11/12/24)
- **5 Steals:** Tru Washington (5) vs. Grambling State (11/21/24)
- **Led UNM in Points, Rebounds and Assists:** Makuach Malauch at Fresno State (1/30/21)
- **Hit a last second shot to win a game (1.0 or later):** Donovan Dent vs. UT Arlington (11/16/23), layup with 0.5 left to win 82-80
- **Played the entire game:** Jaelen House at Air Force (2/5/22)
- **Played 40 or more minutes:** Four players at Nevada (2ot) (1/23/23)

NEW MEXICO TEAM...

- **Won in Overtime:** 81-79 vs. Boise State (1/20/23)
- **Lost in Overtime:** 94-97 at Nevada (2ot) (1/23/23)
- **Played Two Overtimes:** L, 94-97 (2ot) at Nevada (1/23/23)
- **Played Three Overtimes:** W, 104-99 (3ot) vs. Fresno State (3/8/96) *WACT*
- **Shot 70 percent for a Half:** 73.3 (22-30)², vs. Houston Baptist (12/22/19)
- **Shot 60 percent in a Game:** 60.4 (32-53) vs. New Mexico State (12/2/23)
- **Shot less than 30 percent in a Game:** 29.7 (19-64) vs. Clemson (3/22/24) *NCAA*
- **Shot 90 percent from the free throw line:** 92.3 (12-13) vs. Air Force (3/13/24) *MWT*
- **Shot 50 percent from 3-point line:** 50.0 (11-21) vs. Nevada (1/28/24)
- **Shot less than 30 percent in a half:** 24.1 (19-64)², vs. Clemson (3/22/24) *NCAA*
- **Shot less than 20 percent in a half:** 19.2 (5-26)¹, vs. Utah State (1/6/21)
- **Shot 55 percent or better and lost:** 59.6 (31-52) vs. New Mexico State (11/17/18)
- **Attempted 50 FTs:** 52 at UTEP (1/2/08)
- **Made 30 FTs:** 36 vs. UTSA (12/10/22)
- **Made 10 3-pt FGs:** 11, vs. Texas Southern (11/24/24)
- **Failed to make a 3-pt FG:** vs. Washington State (12/25/15)
- **Had 50 rebounds:** 50, vs. Nicholls (11/4/24)
- **Had 25 assists:** 26, vs. San Jose State (1/23/21)
- **Had 15 steals:** 15, vs. A&M-Corpus Christi (11/12/24)
- **Had 10 blocks:** 10, vs. Nicholls (11/4/24)
- **Scored 50 pts in a half:** 61², vs. Texas Southern (11/24/24)
- **Scored 60 pts in a half:** 61², vs. Texas Southern (11/24/24)
- **Scored 100 pts (MW):** 108, at Colorado State (2/28/18)
- **Scored 100 pts (non-conf):** 100, vs. A&M-Corpus Christi (11/12/24)
- **Scored under 20 pts in 1st half:** 19, at Fresno State (1/28/21)
- **Scored under 20 pts in 2nd half:** 18, at UNLV (1/18/21)
- **Scored under 50 pts in a game:** 46, at UNLV (1/18/21)
- **Never trailed:** vs. UCLA (11/8/24)

AN OPPOSING PLAYER...

- **Scored 30 points:** Max Rice (35), Boise State (1/31/24)
- **Scored 35 points:** Max Rice (35), Boise State (1/31/24)
- **Scored 40 points:** Jordan Caroline (45), Nevada (1/7/17)
- **Two players with 20 points:** O'Mar Stanley (24) & Tyson Degenhart (23), at Boise State (3/2/24)
- **Two players with 25 points:** Graham Ike (29) & Hunter Maldonado (25), at Wyoming (1/22/22)
- **Three players with 20 points:** Will Baker (28), Jarod Lucas (22) & Kenan Blackshear (20), at Nevada (1/13/23)
- **20-point game off the bench:** Max Rice (22), Boise State (12/23/20)
- **One player scored in double figures:** Grambling State (11/21/24)
- **No players scored in double figures:** Nevada (1/28/24)
- **Five players scored in double figures:** at St. John's (11/17/24)
- **All five starters scored in double figures:** at St. John's (11/17/24)
- **Six players scored in double figures:** Utah State (1/8/22)
- **Had 15 rebounds:** Tyler Bilodeau (15), vs. UCLA (11/8/24)
- **Had 20 rebounds:** Ryan Watkins (22), Boise State (1/21/14)
- **Two players with 10 rebounds:** RJ Luis, Jr. (11) & Zuby Ejiofor (10), at St. John's (11/17/24)
- **Double-Double:** P.J. Eason, Grambling State (11/21/24)
- **Two players had a double-double:** RJ Luis, Jr. & Zuby Ejiofor, at St. John's (11/17/24)
- **Double-Double with points and assists:** Isaiah Stevens, at Colorado State (3/3/23)
- **Triple-Double:** Omari Moore, at San Jose State (2/20/22)
- **10 assists:** Alvaro Cardenas (10), at San Jose State (1/24/24)
- **5 Blocked Shots:** Neemias Queta (5), Utah State (1/6/21)
- **5 Steals:** Skyy Clark (6), vs. UCLA (11/8/24)
- **Hit a last second shot to win a game (1.0 or later):** Lamont Butler, San Diego State (2/25/23), three-pointer as time expired to win 73-71

OPPONENT TEAM...

- **Shot 70 percent for a Half:** 73.1 (19-26)², at Air Force (2/10/23)
- **Shot 60 percent in a Game:** 66.0 (35-53) at Air Force (2/10/23)
- **Shot less than 30 percent in a Game:** 29.4 (20-68), Boise State (3/14/24) *MWT*
- **Shot 90 percent from the free throw line:** 100.0 (5-5), at San Jose State (1/24/24)
- **Shot 50 percent from 3-point line:** 50.0 (9-18), Texas Southern (11/24/24)
- **Shot less than 30 percent in a half:** 27.6 (8-29)², San Diego State (3/16/24) *MWT*
- **Shot less than 20 percent in a half:** 18.5 (5-27)¹, at Fresno State (1/28/21)
- **Shot 55 percent or better and lost:** 57.8 (37-64) at Wyoming (2/20/18)
- **Attempted 50 FTs:** 50, New Mexico State (12/11/82)
- **Made 30 FTs:** 35, Utah State (3/14/19)
- **Made 10 3-pt FGs:** 15, Nicholls (11/4/24)
- **Failed to make a 3-pt FG:** New Mexico State (12/16/15)
- **Had 50 rebounds:** 52, Boise State (1/15/22)
- **Had 25 assists:** 27, at Colorado State (3/3/21)
- **Had 15 steals:** 15, UAB (11/25/21)
- **Had 10 blocks:** 10, Utah State (1/6/21)
- **Scored 50 pts in a half:** 54², at Boise State (3/2/24)
- **Scored 60 pts in a half:** 61², at Wyoming (2/20/18)
- **Scored 100 pts (MW):** 105, at Colorado State (1/15/20)
- **Scored 100 pts (non-conf):** 100, at New Mexico State (12/4/18)
- **Scored under 20 pts in 1st half:** 19, at Fresno State (1/28/21)
- **Scored under 20 pts in 2nd half:** 19, New Mexico State (12/3/14)
- **Scored under 50 pts in a game:** 46, Northern New Mexico (2/11/22)
- **Never trailed:** at Saint Mary's (11/9/23)

COMEBACKS...

	New Mexico Comeback	Opponent Comeback
Trailing at Half	Wyoming (3/8/23) ^{35-38 / 87-76}	at Utah State (3/9/24) ^{39-44 / 87-85}
Trailing w/8:00 left	vs. SDSU (3/16/24) ^{51-54 / 68-61}	at Utah State (3/9/24) ^{68-69 / 87-85}
Trailing w/4:00 left	at Nevada (2/13/24) ^{71-73 / 83-82}	Air Force (2/24/24) ^{67-70 / 78-77}
Trailing w/2:00 left	at Wyoming (12/31/22) ^{72-74 / 76-75}	Air Force (2/24/24) ^{70-72 / 78-77}
Trailing w/1:00 left	at NMSU (12/15/23) ^{68-72 / 73-72}	Air Force (2/24/24) ^{73-76 / 78-77}
Trailing any pt in final 30 sec of 2nd half or 30 sec of OT	vs. CSU (2/21/24) ^{65-66 / 77 / 68-66}	Air Force (2/24/24) ^{75-77 / 78-77}



2024-25 LOBO BASKETBALL

NEW MEXICO UTEP

74
70

GAME #0 (exhibition)
Oct. 28, 2024
The Pit (10,359)
Albuquerque, NM

UTEP	FG	3FG	FT	O-D-T	PF	TP	A	TO	BS	S	MP
Frazier*	8-14	4-6	1-1	1-0-1	3	21	1	0	1	2	22
34 Kalu*	3-6	0-0	1-2	2-2-4	3	7	0	0	0	0	17
4 Camper*	1-5	0-1	0-0	0-2-3	3	2	1	1	0	2	30
5 Terrell*	2-6	0-0	1-1	2-0-2	5	5	4	1	0	3	22
13 Barnes*	2-8	1-4	2-2	0-3-3	4	7	4	2	0	3	27
1 Thomas	1-4	1-2	1-2	0-2-2	1	4	1	0	0	0	16
3 Hebb	1-1	0-0	0-0	0-0-0	0	2	0	2	0	0	5
11 Horton	0-3	0-3	2-2	0-3-3	5	2	0	1	0	0	20
12 Bynum	2-10	1-6	1-1	0-4-4	1	6	1	2	0	2	19
32 Hamilton	5-7	0-0	0-0	3-2-5	2	10	0	0	0	0	11
33 Jones	1-6	0-2	2-2	0-1-1	0	4	0	1	2	0	11
TEAM				1-2-3							
Totals	26-70	7-24	11-13	9-21-30	27	70	12	11	3	12	200
UNM	FG	3FG	FT	O-D-T	PF	TP	A	TO	BS	S	MP
8 Borovicanin*	0-2	0-1	1-1	1-3-5	0	1	2	1	0	1	20
22 Amzli*	1-8	0-5	4-4	2-9-11	0	6	1	1	1	0	20
23 Joseph*	3-7	0-0	1-5	4-12-16	3	7	1	4	5	0	30
2 Dent*	5-6	1-1	8-10	0-0-0	2	19	5	5	0	0	32
3 Washington*	5-12	3-5	4-5	2-4-6	1	17	2	2	0	4	28
0 Noland	0-4	0-3	2-2	0-1-1	1	2	0	4	0	1	16
1 Appelhans	0-3	0-3	4-4	0-3-3	0	4	0	1	0	1	8
4 Dotson	0-1	0-1	1-2	0-1-1	1	1	0	3	1	0	8
6 Atiki	1-2	0-0	2-2	3-1-4	3	4	1	2	0	1	10
7 Sacko	2-4	0-1	0-0	2-0-2	0	4	1	0	2	0	12
11 Webb	1-2	0-1	0-1	0-1-1	1	2	0	1	1	1	8
24 Milicevic	3-4	1-2	0-0	1-2-3	1	7	1	1	1	0	8
TEAM				3-0-3							
Totals	21-55	5-23	27-36	19-37-56	13	74	14	25	11	9	200
	1st	2nd	Total			FG%	3FG%	FT%			
UTEP	30	40	70			37.1	29.2	84.6			
New Mexico	36	38	74			38.2	21.7	75.0			

Points in the Paint-UTEP 38, UNM 28; Points off Turnovers-UTEP 17, UNM 14
2nd Chance Points-UTEP 10, UNM 19; Fast Break Points-UTEP 10, UNM 16
Bench Points-UTEP 28, UNM 24. Score Tied-2 times. Lead changed-4 times.
Largest lead-UTEP by 1 1st-9:50, UNM by 14 2nd-5:01.
UTEP led for 0:46, UNM led for 38:38, Game tied 0:36.
Officials: Mike Littlewood, Deldre Carr, Bianca Burns
Technical: none

NEW MEXICO NICHOLLS

91
84

GAME #1
Nov. 4, 2024
The Pit (10,609)
Albuquerque, NM

NICH (0-1)	FG	3FG	FT	O-D-T	PF	TP	A	TO	BS	S	MP
6 Myles*	3-6	1-3	0-0	1-4-5	5	7	1	1	0	1	14
15 West*	3-7	0-0	4-5	3-6-9	3	10	2	4	3	0	35
1 English*	2-10	1-3	2-6	0-4-4	2	7	8	5	0	0	27
2 Brown*	8-16	6-12	1-2	1-3-4	2	23	3	1	0	0	39
10 Cormish*	4-16	4-14	2-2	1-6-7	3	14	0	1	0	1	26
0 Collins	3-3	0-0	0-0	2-3-5	5	6	1	1	0	0	18
3 Searles	1-4	0-1	0-1	0-4-4	0	2	1	0	1	0	8
5 Malone	1-1	0-0	0-0	1-2-3	1	2	1	3	0	1	14
9 Gray	5-9	3-4	0-0	2-1-3	3	13	1	0	0	1	19
TEAM				3-2-5							
Totals	30-72	15-37	9-16	14-35-49	24	84	18	17	4	4	200
UNM (1-0)	FG	3FG	FT	O-D-T	PF	TP	A	TO	BS	S	MP
8 Borovicanin*	2-6	1-4	0-0	2-5-7	2	5	2	1	0	0	19
22 Amzli*	5-15	1-9	2-2	5-8-13	3	13	2	0	2	0	32
23 Joseph*	9-15	0-0	10-12	6-10-16	2	28	2	3	3	2	36
2 Dent*	5-11	0-2	5-7	0-0-0	0	15	11	2	1	3	38
3 Washington*	4-8	2-3	2-2	1-3-4	4	12	0	1	0	2	20
0 Noland	4-14	1-9	1-3	2-1-3	2	10	1	1	3	1	22
1 Appelhans	1-4	0-0	0-0	0-0-0	0	3	0	0	0	1	9
4 Dotson	1-4	1-4	0-2	0-0-0	2	3	0	0	0	0	10
6 Atiki	0-3	0-0	0-0	0-1-1	0	0	0	0	1	0	4
11 Webb	0-0	0-0	0-0	0-0-0	0	0	0	0	0	0	1
24 Milicevic	0-1	0-1	2-4	0-1-1	1	2	0	0	0	1	8
TEAM				2-3-5							
Totals	31-81	7-36	22-32	18-32-50	16	91	18	8	10	10	200
	1st	2nd	Total			FG%	3FG%	FT%			
Nicholls	43	41	84			41.7	40.5	68.8			
New Mexico	48	43	91			38.3	19.4	68.8			

Points in the Paint-NICH 30, UNM 46; Points off Turnovers-NICH 6, UNM 23
2nd Chance Points-NICH 16, UNM 17; Fast Break Points-NICH 13, UNM 27
Bench Points-NICH 23, UNM 18. Score Tied-7 times. Lead changed-2 times.
Largest lead-NICH by 3 1st-10:33, UNM by 12 2nd-7:07.
NICH led for 4:09, UNM led for 32:02, Game tied 3:49.
Officials: Scott Brown, Jim Bruno, Crystal Hogan
Technical: none

NEW MEXICO #22 UCLA

72
64

GAME #2
Nov. 8, 2024
Lee's Family Forum (1,497)
Henderson, NV

UNM (2-0)	FG	3FG	FT	O-D-T	PF	TP	A	TO	BS	S	MP
8 Borovicanin*	2-2	2-2	0-0	0-2-2	3	6	3	1	0	0	24
22 Amzli*	3-7	2-4	0-0	0-4-4	4	8	0	3	2	0	28
23 Joseph*	5-9	0-0	6-8	4-8-12	3	16	0	4	1	2	33
2 Dent*	8-13	0-1	1-4	0-1-1	1	17	8	9	0	2	34
3 Washington*	1-7	0-3	1-2	2-3-5	2	3	2	3	0	5	30
0 Noland	2-5	1-2	8-8	0-1-1	5	13	1	0	0	3	19
1 Appelhans	1-1	1-1	0-0	0-1-1	1	3	0	0	0	0	4
4 Dotson	0-1	0-1	0-0	0-1-1	0	0	0	2	0	0	6
6 Atiki	2-2	0-0	0-0	0-1-1	1	4	0	0	0	0	7
7 Sacko	1-1	0-0	0-1	0-1-1	4	2	0	0	0	0	10
11 Webb	0-1	0-1	0-0	0-0-0	0	0	0	0	0	0	2
24 Milicevic	0-0	0-0	0-0	0-0-0	2	0	0	0	0	0	2
TEAM				2-3-5							
Totals	25-49	6-15	16-23	8-26-34	26	72	14	24	3	12	200
UCLA (1-1)	FG	3FG	FT	O-D-T	PF	TP	A	TO	BS	S	MP
3 Dailey*	1-3	1-2	2-2	1-2-3	4	5	1	2	0	0	15
34 Bilodeau*	8-20	2-7	5-8	7-8-15	3	23	0	3	1	2	33
0 Johnson*	2-4	0-2	3-4	2-2-4	4	7	5	1	0	1	26
2 Andrews*	2-6	0-3	0-0	0-0-0	2	4	2	6	0	1	30
55 Clark*	3-9	1-4	0-0	0-0-0	2	7	1	1	0	6	29
1 Perry	1-4	1-2	5-7	1-2-3	3	8	2	1	0	2	23
10 Stefanovic	1-4	0-3	0-0	2-1-3	2	2	0	3	0	0	15
12 Mack	0-0	0-0	2-2	0-0-0	1	2	2	3	0	0	10
15 Mara	0-0	0-0	0-0	0-0-0	1	0	0	0	0	0	5
24 Kyle	2-5	0-0	2-4	0-4-4	2	6	0	1	2	0	15
TEAM				1-1-2							
Totals	20-55	5-23	19-27	14-20-34	24	64	13	21	3	12	200
	1st	2nd	Total			FG%	3FG%	FT%			
New Mexico	41	31	72			51.0	40.0	69.6			
UCLA	30	34	64			36.4	21.7	70.4			

Points in the Paint-UNM 36, UCLA 24; Points off Turnovers-UNM 21, UCLA 15
2nd Chance Points-UNM 2, UCLA 12; Fast Break Points-UNM 17, UCLA 10
Bench Points-UNM 27, UCLA 18. Score Tied-1 time. Lead changed-0 times.
Largest lead-UNM by 16 2nd-14:29, UCLA - none.
UNM led for 39:31, UCLA led for 0:00, Game tied 0:29.
Officials: Paul Szelc, Mike Reed, Keith Kimble
Technical: none

NEW MEXICO TAMU-CC

100
81

GAME #3
Nov. 12, 2024
The Pit (11,160)
Albuquerque, NM

TAMU-CC (1-2)	FG	3FG	FT	O-D-T	PF	TP	A	TO	BS	S	MP
6 S.Williams*	4-8	0-0	0-2	3-3-6	2	8	0	1	0	1	19
12 Dease*	5-6	0-1	1-2	2-5-7	1	11	7	4	0	0	27
33 Clark*	5-8	1-2	8-9	1-4-5	3	19	1	2	0	0	29
2 Roberts*	2-6	2-5	0-0	0-2-2	2	6	0	1	1	0	18
10 L.Williams*	2-5	0-0	1-5	0-3-3	3	5	3	2	1	1	20
0 Torbor	0-0	0-0	0-0	0-0-0	1	0	0	1	0	1	3
1 Wright-Forde	3-5	0-0	3-5	0-2-2	3	9	2	3	1	0	15
3 Villegas	0-0	0-0	0-0	0-0-0	0	0	0	0	0	0	4
4 Parker	0-4	0-4	1-2	0-1-1	3	1	4	3	0	1	12
5 Dennis	3-3	1-1	0-2	0-0-0	2	7	2	0	0	0	10
13 Jackson	4-5	0-0	1-4	0-5-5	4	9	1	0	1	1	22
21 Walker	0-1	0-0	0-0	0-1-1	2	0	0	2	0	1	7
24 Potter	1-4	1-3	3-4	0-0-0	0	6	0	3	0	1	14
TEAM				3-4-7							
Totals	29-55	5-16	18-35	9-30-39	26	81	20	22	4	7	200
UNM (3-0)	FG	3FG	FT	O-D-T	PF	TP	A	TO	BS	S	MP
8 Borovicanin*	0-5	0-2	0-0	1-0-1	2	0	0	1	0	0	14
22 Amzli*	3-9	1-5	5-6	2-5-7	3	12	2	4	2	2	27
23 Joseph*	5-6	0-0	0-3	3-6-9	4	10	1	2	2	2	16
2 Dent*	7-10	1-1	10-14	0-0-0	2	25	10	0	0	2	30
3 Washington*	5-12	1-4	4-7	3-2-5	3	15	2	1	0	2	31
0 Noland	1-7	1-5	2-2	0-3-3	5	5	1	3	0	3	16
1 Appelhans	1-1	1-1	0-0	0-2-2	0	3	0	0	0	1	10
4 Dotson	6-7	3-4	3-4	0-1-1	2	18	3	1	0	2	15
6 Atiki	4-4	0-0	1-3	1-4-5	2	9	2	0	5	0	21
7 Sacko	1-1	1-1	0-0	0-1-1	4	3	0	1	0	1	14
11 Webb	0-0	0-0	0-0	0-1-1	0	0	0	1	0	0	4
24 Milicevic	0-0	0-0	0-0	0-0-0	1	0	0	0	0	0	2
TEAM				1-1-2							
Totals	33-62	9-23	25-39	11-26-37	28	100	22	14	9	15	200
	1st	2nd	Total			FG%	3FG%	FT%			
A&M-Corpus Christi	34	47	81			52.7	31.3	51.4			
New Mexico	49	51	100			53.2	39.1	64.1			

Points in the Paint-TAMUCC 3



2024-25 LOBO BASKETBALL

NEW MEXICO 99
TEXAS SOUTHERN 68

GAME #6
Nov. 24, 2024
The Pit (11,286)
Albuquerque, NM

TXSO (1-5)	FG	3FG	FT	O-D-T	PF	TP	A	TO	BS	S	MP
1 Hunter*	4-12	0-0	0-0	1-4-5	4	8	0	1	2	1	30
0 Jackson-Posey*	1-3	1-3	0-0	0-3-3	2	3	1	2	0	0	11
2 McClain*	6-12	2-5	11-	0-1-1	3	15	6	5	0	0	28
7 Hayes*	2-7	2-2	4-4	1-0-1	0	10	3	1	0	1	25
23 Posey*	1-2	0-0	0-0	0-1-1	5	2	0	2	0	0	14
5 Wysinger	2-4	1-1	7-8	0-4-4	0	12	2	1	0	0	16
8 Anderson	1-4	0-0	1-2	0-2-2	1	3	1	1	0	1	22
12 Mortle	2-5	1-2	0-0	0-4-4	2	5	1	0	0	0	13
14 Granger	2-3	2-3	0-0	1-2-3	1	6	0	1	0	1	17
20 Koureissi	2-6	0-1	0-2	3-4-7	0	4	0	3	1	0	19
32 Farooq	0-1	0-1	0-0	0-0-0	0	0	0	1	0	0	6
TEAM				3-2-5							
Totals	23-59	9-18	13-17	9-27-36	19	68	14	20	3	4	200
UNM (5-1)	FG	3FG	FT	O-D-T	PF	TP	A	TO	BS	S	MP
22 Amzil*	6-15	2-6	4-6	0-2-2	1	18	1	0	0	0	29
23 Joseph*	2-4	0-1	4-6	1-7-8	3	8	1	2	3	2	23
0 Noland*	3-6	0-2	0-1	2-6-8	2	6	1	1	0	2	21
2 Dent*	4-9	0-1	3-4	1-1-2	2	11	5	0	1	1	25
3 Washington*	8-13	3-4	0-1	5-5-10	1	19	3	1	0	4	28
1 Appelhans	1-3	1-2	0-0	0-0-0	0	3	2	0	2	1	14
4 Dotson	3-6	3-5	1-2	0-0-0	1	10	2	0	0	0	15
6 Atiki	2-4	0-0	0-0	2-0-2	0	4	1	1	2	0	13
7 Sacko	2-3	0-1	0-0	1-0-1	2	4	0	1	1	0	5
8 Borovicarin	5-6	1-2	0-0	0-4-4	2	11	2	1	0	0	10
11 Webb	1-2	0-0	0-1	1-1-2	1	2	0	0	0	0	8
24 Milicevic	1-4	1-3	0-0	0-1-1	1	3	1	0	0	0	10
TEAM				1-2-3							
Totals	38-75	11-27	12-21	14-29-43	16	99	19	7	9	10	200
		1st	2nd	Total		FG%	3FG%		FT%		
Texas Southern		31	37	68		39.0	50.0		76.5		
New Mexico		38	61	99		50.7	40.7		57.1		

Points in the Paint-TXSO 18, UNM 52; Points off Turnovers-TXSO 2, UNM 30
2nd Chance Points-TXSO 6, UNM 24; Fast Break Points-TXSO 14, UNM 29
Bench Points-TXSO 30, UNM 37. Score Tied-2 times. Lead changed-2 times.
Largest lead-TXSO by 2 1st-2:27, UNM by 39 2nd-3:31.
TXSO led for 0:32, UNM led for 37:13, Game tied 2:15.
Officials: Tommy Nunez, Crystal Hogan, Daniel Nguyen
Technical: UNM-Washington; TXSO-Coach Jones, Posey



2024-25 LOBO BASKETBALL

LOBO HIGHS AND LOWS

	SEASON HIGH	SEASON LOW	PITINO ERA HIGH	PITINO ERA LOW
Points	100, vs. TAMUCC (11/12/24)	71, at St. John's (11/17/24)	106, vs. New Mexico State (12/2/23)	47, at San Diego St (1/31/22)
Points (Half)	61 ² , vs. Texas Southern (11/24/24)	29 ¹ , at St. John's (11/17/24)	61 ² , vs. Texas Southern (11/24/24)	21 ¹ , at Utah State (2/22/22)
Victory Margin	+31, vs. Texas Southern (11/24/24)	-	+44, vs. New Mexico State (12/2/23)	-
FGs	38, vs. Texas Southern (11/24/24)	25, vs. UCLA (11/8/24)	39, vs. Utah State (1/16/24)	16, at San Diego St (1/31/22)
FGAs	81, vs. Nicholls (11/4/24)	49, vs. UCLA (11/8/24)	81, vs. Nicholls (11/4/24)	49, twice
FG%	.532, vs. TAMUCC (11/12/24)	.383, vs. Nicholls (11/4/24)	.607, at San Jose State (2/17/23)	.297, vs. Clemson (3/22/24)
FG% (half)	.632 ² , vs. Texas Southern (11/24/24)	.340 ¹ , vs. Nicholls (11/4/24)	.656 ² , at Wyoming (1/22/22)	.241 ² , vs. Clemson (3/22/24)
3FGs	11, vs. Texas Southern (11/24/24)	6, vs. UCLA (11/8/24)	17, vs. Utah State (1/8/22)	2, three times
3FGAs	36, vs. Nicholls (11/4/24)	15, vs. UCLA (11/8/24)	36, vs. Nicholls (11/4/24)	9, vs. North Dakota St (11/26/22)
3FG%	.444, at St. John's (11/17/24)	.194, vs. Nicholls (11/4/24)	.636, at San Jose State (2/17/23)	.125, vs. Air Force (2/26/22)
FTs	25, vs. TAMUCC (11/12/24)	7, at St. John's (11/17/24)	36, vs. UTSA (12/10/22)	2, at Colorado State (1/19/22)
FTAs	39, vs. TAMUCC (11/12/24)	18, at St. John's (11/17/24)	46, vs. UTSA (12/10/22)	4, at Colorado State (1/19/22)
FT%	.696, vs. UCLA (11/8/24)	.389, at St. John's (11/17/24)	1.00 vs. Northern NM (2/11/22)	.300, at Utah State (2/22/22)
Off Rebs	18, vs. Nicholls (11/4/24)	8, vs. UCLA (11/8/24)	19, twice	3, twice
Def Rebs	34, vs. Grambling St. (11/21/24)	16, at St. John's (11/17/24)	45, vs. Prairie View A&M (12/20/22)	15, twice
Total Rebs	50, vs. Nicholls (11/4/24)	32, at St. John's (11/17/24)	64, vs. Prairie View A&M (12/20/22)	23, at Wyoming (1/22/22)
Rebound Margin	+7, vs. Texas Southern (11/24/24)	-	+27, vs. Prairie View A&M (12/20/22)	-
Fouls	28, vs. TAMUCC (11/12/24)	14, vs. Grambling St. (11/21/24)	28, twice	9, twice
Assists	23, vs. Grambling St. (11/21/24)	14, vs. UCLA (11/8/24)	24, vs. New Mexico State (12/2/23)	5, at San Diego St (1/14/23)
Turnovers	24, vs. UCLA (11/8/24)	7, vs. Texas Southern (11/24/24)	24, vs. UCLA (11/8/24)	4, twice
Blocks	10, vs. Nicholls (11/4/24)	3, vs. UCLA (11/8/24)	14, twice	0, at San Diego St (2/16/24)
Steals	15, vs. TAMUCC (11/12/24)	9, at St. John's (11/17/24)	18, vs. Santa Clara (12/9/23)	1, vs. San Jose St (1/17/23)
Double Figure Scorers	5, three times	3, twice	6, vs. Utah State (1/16/24)	2, numerous times
Players to Score	12, vs. Texas Southern (11/24/24)	7, at St. John's (11/17/24)	12, three times	5, twice

OPPONENT HIGHS AND LOWS

	SEASON HIGH	SEASON LOW	PITINO ERA HIGH	PITINO ERA LOW
Points	85, at St. John's (11/17/24)	58, Grambling St. (11/21/24)	97, at Nevada (1/23/23)	46, Northern NM (2/11/22)
Points (Half)	47 ² , TAMUCC (11/12/24)	26 ¹ , Grambling St. (11/21/24)	54 ² , at Boise State (3/2/24)	20 ¹ , Western NM (2/6/22)
Victory Margin	+14, at St. John's (11/17/24)	-	+29, at UNLV (1/11/22)	-
FGs	34, at St. John's (11/17/24)	20, vs. UCLA (11/8/24)	37, New Mexico State (12/6/21)	18, three times
FGAs	72, Nicholls (11/4/24)	55, twice	76, Boise State (1/20/23)	46, Fresno State (1/25/22)
FG%	.527, TAMUCC (11/12/24)	.355, Grambling St. (11/21/24)	.660, at Air Force (2/10/23)	.282, Prairie View A&M (12/20/22)
FG% (half)	.630 ² , TAMUCC (11/12/24)	.323 ¹ , Grambling St. (11/21/24)	.741 ² , at San Jose St (2/20/22)	.216 ¹ , North Dakota St (11/26/22)
3FGs	15, Nicholls (11/4/24)	4, at St. John's (11/17/24)	15, Nicholls (11/4/24)	2, twice
3FGAs	37, Nicholls (11/4/24)	16, TAMUCC (11/12/24)	37, Nicholls (11/4/24)	8, UNLV (2/10/24)
3FG%	.500, Texas Southern (11/24/24)	.217, vs. UCLA (11/8/24)	.550, at Colorado State (3/3/23)	.125, Iona (12/18/22)
FTs	19, vs. UCLA (11/8/24)	7, Grambling St. (11/21/24)	27, three times	2, twice
FTAs	35, TAMUCC (11/12/24)	15, Grambling St. (11/21/24)	38, Boise State (1/15/22)	4, San Diego St (2/25/23)
FT%	.765, Texas Southern (11/24/24)	.467, Grambling St. (11/21/24)	1.00, at San Jose St (1/24/24)	.400, New Mexico St (12/6/21)
Off Rebs	22, at St. John's (11/17/24)	9, twice	29, at San Jose State (2/17/23)	2, vs. Toledo (11/21/23)
Def Rebs	35, Nicholls (11/4/24)	20, vs. UCLA (11/8/24)	38, twice	15, No. Colorado (11/27/22)
Total Rebs	49, twice	34, vs. UCLA (11/8/24)	52, Boise State (1/15/22)	22, No. Colorado (11/27/22)
Rebound Margin	+17, at St. John's (11/17/24)	-	+27, Boise State (1/15/22)	-
Fouls	26, TAMUCC (11/12/24)	17, at St. John's (11/17/24)	30, Southern Utah (11/7/22)	10, at Colorado St (1/19/22)
Assists	20, twice	13, vs. UCLA (11/8/24)	23, twice	7, Prairie View A&M (12/20/22)
Turnovers	22, twice	16, at St. John's (11/17/24)	26, vs. Santa Clara (12/9/23)	4, San Jose State (1/17/23)
Blocks	4, three times	3, three times	9, twice	0, numerous times
Steals	12, vs. UCLA (11/8/24)	4, twice	15, vs. UAB (11/25/21)	1, twice
Double Figure Scorers	5, at St. John's (11/17/24)	1, twice	6, Utah State (1/8/22)	0, Nevada (1/28/24)
Players to Score	10, twice	8, at St. John's (11/17/24)	12, UTSA (12/10/22)	5, at Air Force (1/20/24)

Bold denotes school record



2024-25 LOBO BASKETBALL

SUPERLATIVES...

LARGEST LEAD AT ANY TIME:	39 (99-60), vs. Texas Southern (Nov. 24)
LARGEST DEFICIT AT ANY TIME:	16 (24-40), at St. John's (Nov. 17)
LARGEST DEFICIT OVERCOME TO WIN:	6 (2-8), vs. Grambling State (Nov. 21)
LARGEST LEAD SURRENDERED IN A LOSS:	2 (6-4), at St. John's (Nov. 17)
LARGEST HALFTIME LEAD:	15, (49-34), vs. A&M-Corpus Christi (Nov. 12)
LARGEST HALFTIME DEFICIT:	11 (29-40), at St. John's (Nov. 17)
LARGEST HALFTIME DEFICIT OVERCOME TO WIN:	--
LARGEST HALFTIME LEAD SURRENDERED IN A LOSS:	--
MOST CONSECUTIVE POINTS SCORED:	16, vs. Texas Southern (Nov. 24)
MOST CONSECUTIVE POINTS ALLOWED:	11, by St. John's (Nov. 17)

SPECIALTY STATS...

POINTS OFF TURNOVERS	NEW MEXICO	OPPONENT
Average	24.8	11.7
High	31 vs. TAMUCC (Nov. 12)	21, by St. John's (Nov. 17)
Low	19 at St. John's (Nov. 17)	2, by Texas Southern (Nov. 24)

2ND CHANCE POINTS	NEW MEXICO	OPPONENT
Average	12.3	13.0
High	24, vs. Texas Southern (Nov. 24)	25, by St. John's (Nov. 17)
Low	2, twice	6, by Texas Southern (Nov. 24)

POINTS IN THE PAINT	NEW MEXICO	OPPONENT
Average	42.7	30.7
High	52 vs Texas Southern (Nov. 24)	48, by St. John's (Nov. 17)
Low	36, twice	18, by Texas Southern (Nov. 24)

FAST BREAK POINTS	NEW MEXICO	OPPONENT
Average	21.0	12.5
High	29 vs. Texas Southern (Nov. 24)	14, twice
Low	8 at St. John's (Nov. 17)	10, by UCLA (Nov. 8)

BENCH POINTS	NEW MEXICO	OPPONENT
Average	25.2	23.5
High	38 vs. TAMUCC (Nov. 12)	32, by TAMUCC (Nov. 12)
Low	18, three times	8, by St. John's (Nov. 17)

LOBO LEADERS...

POINTS	2024-25	CAREER	REBOUNDS	2024-25	CAREER
Donovan Dent	3	13	Nelly Junior Joseph	4	19
Nelly Junior Joseph	2	5	Tru Washington	1	2
Mustapha Amzil	1	2	Atiki Ally Atiki	1	1
Tru Washington	1	1	Mustapha Amzil	-	1

ASSISTS	2024-25	CAREER	STEALS	2024-25	CAREER
Donovan Dent	6	39	Tru Washington	3	10
Mustapha Amzil	-	2	CJ Noland	2	2
			Donovan Dent	1	17

BLOCKS	2024-25	CAREER			
Nelly Junior Joseph	4	17	Nelly Junior Joseph	-	6
Mustapha Amzil	1	3	Mustapha Amzil	-	2
Atiki Ally Atiki	1	1	Quinton Webb	-	1
CJ Noland	1	1			
Donovan Dent	-	16			
Tru Washington	-	1			
Quinton Webb	-	1			

NEW MEXICO'S RECORD...

Home.....	4-0
Road	0-1
Neutral	1-0
Ranked Opponent (either AP or Coaches).....	1-1
Unranked Opponent.....	4-0
Leads at halftime	5-0
Trails at halftime	0-1
Tied at halftime.....	0-0
Goes into overtime.....	0-0
Leads by 10 or more points.....	5-0
Trails by 10 or more points.....	0-1
Shoots 50% or better	3-0
Shoots less than 50%	2-1
Shoots less than 45%	1-1
Shoots less than 40%	1-0
Opponent shoots 50% or better.....	1-1
Opponent shoots less than 50%.....	4-0
Opponent shoots less than 45%.....	4-0
Opponent shoots less than 40%.....	3-0
Has higher FG% than opponent	4-0
Has lower FG% than opponent.....	1-1
Has same FG% as opponent.....	0-0
Outrebounds its opponent	3-0
Outrebounded by opponent.....	1-1
Has same rebounds as opponent	1-0
Has more offensive rebounds than opponent.....	3-0
Has fewer offensive rebounds than opponent.....	2-1
Has same offensive rebounds as opponent	0-0
Has fewer turnovers than opponent.....	4-1
Has more turnovers than opponent	1-0
Has same turnovers as opponent.....	0-0
Has fewer than 10 turnovers	2-0
Opponent has fewer than 10 turnovers.....	0-0
Shoots more FTs than opponent	4-0
Shoots fewer FTs than opponent.....	1-1
Shoots the same FTs as opponent.....	0-0
Has game decided by 10 points or less or OT	2-0
Has game decided by 5 points or less or OT	0-0
Scores <60 points	0-0
Scores 60-69 points	0-0
Scores 70-79 points	1-1
Scores 80-89 points	1-0
Scores 90+ points	3-0
Allows <60 points.....	1-0
Allows 60-69 points.....	2-0
Allows 70-79 points.....	0-0
Allows 80-89 points.....	2-1
Allows 90+ points.....	0-0
Wins the tip	4-1
Loses the tip.....	1-0
White uniforms.....	3-0
White uniforms (turquoise trim)	3-0
Red uniforms	1-0
Red uniforms (turquoise trim).....	0-1
Turquoise uniforms	0-0



Season Highs

Pts	15	at St. John's (11/17/24)
Reb	8	vs. Texas Southern (11/24/24)
FG	5	at St. John's (11/17/24)
FGA	14	vs. Nicholls (11/4/24)
3FG	2	twice
3FGA	9	vs. Nicholls (11/4/24)
FT	8	vs. UCLA (11/8/24)
FTA	8	vs. UCLA (11/8/24)
Ast	3	twice
Blk	3	vs. Nicholls (11/4/24)
Stl	3	four times
Min	28	twice

Career Highs

23	vs. Tulane (3/14/24) ^{NT}
8	vs. Texas Southern (11/24/24)
7	three times
18	at Florida Atlantic (1/28/24) ^{NT}
4	vs. Tulane (3/14/24) ^{NT}
9	vs. Nicholls (11/4/24)
8	vs. UCLA (11/8/24)
9	vs. Tulane (3/14/24) ^{NT}
5	four times
3	vs. Nicholls (11/4/24)
4	at Boise State (12/5/23) ^{NT}
36	vs. Tulane (1/6/24) ^{NT}

MW Career Highs

--
--
--
--
--
--
--
--
--
--
--
--

9.5 PPG | 3.8 RPG | 22.3 MPG | 2.5 SPG

2024-25 GAME-BY-GAME

Opponent	MP	FG-A	3G-A	FT-A	O-D-T	PF	A	TO	BS	ST	TP
Nicholls	22	4-14	1-9	1-3	2-1-3	2	1	1	3	1	10
vs. UCLA	19	2-5	1-2	8-8	0-1-1	5	1	0	0	3	13
A&M-Corpus Christi	16	1-7	1-5	2-2	0-3-3	5	1	3	0	3	5
at St. John's	28	5-12	2-5	3-5	4-0-4	4	3	2	1	3	15
Grambling State*	28	2-7	2-6	2-2	1-3-4	1	3	0	0	3	8
Texas Southern*	21	3-6	0-2	0-1	2-6-8	2	1	1	0	2	6

* game started

SEASON NOTES


- Tri-Captain
- Had six points and a career-high eight rebounds vs. Texas Southern (Nov. 24)
- Had eight points, three assists and three steals vs. Grambling State in first start of the season (Nov. 21)
- Had 15 points, four rebounds and three assists at No. 22 St. John's (Nov. 17)
- Had 13 points (8-8 FT) vs. No. 22 UCLA (Nov. 8)
- Scored 10 points and had a career-high three blocks in his UNM debut vs. Nicholls (Nov. 4)
- Had two points in the exhibition vs. UTEP (Oct. 28)

	2024-25	CAREER	STREAK
Double Figure Scoring	3	26	-
20-Point Games	-	2	-

CAREER STATISTICS

Year	G-GS	Min-Avg.	FG-FGA	Pct.	3FG-3FGA	Pct.	FT-FTA	Pct.	Off-Def.	Reb-Avg.	PF-DQ	Ast	TO	Blk	Stl	Pts-Avg
2021-22 %	33-0	416-12.6	52-97	.536	17-39	.436	9-13	.692	7-41	48-1.5	34-0	22	26	3	22	130-3.9
Conf	16-0	192-12.0	22-42	.524	7-17	.412	5-7	.714	2-16	18-1.1	17-0	7	12	1	9	56-3.5
2022-23 %	26-8	378-14.5	30-84	.357	13-55	.236	10-19	.526	5-30	35-1.3	19-0	15	20	1	12	83-3.2
Conf	13-0	193-14.8	17-43	.395	8-31	.258	6-9	.667	4-11	15-1.2	8-0	10	9	0	6	48-3.7
2023-24 ^	29-20	757-26.1	111-254	.437	33-86	.384	60-87	.690	11-70	81-2.8	59-0	58	52	7	28	315-10.9
Conf	13-8	380-29.2	55-139	.396	9-41	.220	31-44	.705	5-34	39-3.0	26-0	29	25	2	11	150-11.5
2024-25	6-2	134-22.3	17-51	.333	7-29	.241	16-21	.762	9-14	23-3.8	19-2	10	7	4	15	57-9.5
Conf	0-0															
CAREER	94-30	1687-17.9	210-486	.432	70-209	.335	95-140	.679	32-155	187-2.0	131-2	105	105	15	77	585-6.2

% at Oklahoma | ^ at North Texas



Season Highs

Pts	6	vs. Grambling State (11/21/24)
Reb	2	vs. A&M-Corpus Christi (11/12/24)
FG	2	vs. Grambling State (11/21/24)
FGA	4	vs. Nicholls (11/4/24)
3FG	1	five times
3FGA	4	vs. Nicholls (11/4/24)
FT	1	vs. Grambling State (11/21/24)
FTA	2	vs. Grambling State (11/21/24)
Ast	2	vs. Texas Southern (11/24/24)
Blk	2	vs. Texas Southern (11/24/24)
Stl	1	three times
Min	14	twice

Career Highs

14	vs. Eastern New Mexico (12/29/23)
5	vs. Western New Mexico (12/6/22)
5	vs. Eastern New Mexico (12/29/23)
8	vs. Eastern New Mexico (12/29/23)
4	vs. Eastern New Mexico (12/29/23)
6	twice
2	twice
2	four times
3	vs. Eastern New Mexico (12/29/23)
2	twice
1	eight times
20	twice

MW Career Highs

--	
--	
--	
3	vs. Air Force (3/13/24) ^{MW}
--	
2	vs. Air Force (3/13/24) ^{MW}
--	
--	
--	
--	
4	vs. Fresno State (3/6/24)

3.0 PPG | 0.8 RPG | 9.8 MPG | 46% 3FG

2024-25 GAME-BY-GAME

Opponent	MP	FG-A	3G-A	FT-A	O-D-T	PF	A	TO	BS	ST	TP
Nicholls	9	1-4	1-4	0-0	0-0-0	0	0	0	0	1	3
vs. UCLA	4	1-1	1-1	0-0	0-1-1	1	0	0	0	0	3
A&M-Corpus Christi	10	1-1	1-1	0-0	0-2-2	0	0	0	0	1	3
at St. John's	7	0-1	0-1	0-0	1-0-1	0	1	0	0	0	0
Grambling State	14	2-3	1-2	1-2	0-1-1	2	0	1	0	0	6
Texas Southern	14	1-3	1-2	0-0	0-0-0	0	2	0	2	1	3

* game started

SEASON NOTES

- Had three points and matched a career high with two blocks vs. Texas Southern (Nov. 24)
- Had a season-high six points vs. Grambling State (Nov. 21)
- Scored three points vs. Texas A&M-Corpus Christi (Nov. 12)
- Had three points vs. No. 22 UCLA (Nov. 8)
- Scored three points vs. Nicholls (Nov. 4)
- Had four points in the exhibition vs. UTEP (Oct. 28)

	2024-25	CAREER	STREAK
Double Figure Scoring	-	2	-


CAREER STATISTICS

Year	G-GS	Min-Avg.	FG-FGA	Pct.	3FG-3FGA	Pct.	FT-FTA	Pct.	Off-Def.	Reb-Avg.	PF-DQ	Ast	TO	Blk	Stl	Pts-Avg
2022-23	10-0	62-6.2	4-15	.267	2-11	.182	0-2	.000	0-12	12-1.2	5-0	1	1	3	1	10-1.0
Conf	2-0	2-1.0	0-1	.000	0-0	.000	0-0	.000	0-0	0-0.0	0-0	0	0	0	0	0-0.0
2023-24	16-0	94-5.9	13-34	.382	10-25	.400	4-4	1.000	1-8	9-0.6	8-0	5	5	1	4	40-2.5
Conf	4-0	11-2.8	0-2	.000	0-1	.000	0-0	.000	0-2	2-0.5	1-0	0	0	0	0	0-0.0
2024-25	6-0	59-9.8	6-13	.462	5-11	.455	1-2	.500	1-4	5-0.8	3-0	3	1	2	3	18-3.0
Conf	0-0															
CAREER	32-0	215-6.7	23-62	.371	17-47	.362	5-8	.625	2-24	26-0.8	16-0	9	7	6	8	68-2.1



#2 DONOVAN DENT

Junior | Guard | 6-2 | 185 | Riverside, CA | Centennial HS



Season Highs

Pts	25	vs. A&M-Corpus Christi (11/12/24)
Reb	3	at St. John's (11/17/24)
FG	8	vs. UCLA (11/8/24)
FGA	13	twice
3FG	2	vs. Grambling State (11/21/24)
3FGA	2	three times
FT	10	vs. A&M-Corpus Christi (11/12/24)
FTA	14	vs. A&M-Corpus Christi (11/12/24)
Ast	11	vs. Nicholls (11/4/24)
Blk	2	vs. Grambling State (11/21/24)
Stl	3	vs. Nicholls (11/4/24)
Min	38	vs. Nicholls (11/4/24)

Career Highs

31	vs. Boise State (1/31/24)
6	three times
12	vs. Boise State (1/31/24)
18	twice
2	three times
4	vs. Wyoming (1/6/24)
10	vs. A&M-Corpus Christi (11/12/24)
14	vs. A&M-Corpus Christi (11/12/24)
14	vs. Utah State (1/16/24)
3	twice
5	vs. Boise State (3/14/24) ^{MMT}
38	vs. Nicholls (11/4/24)

MW Career Highs

31	vs. Boise State (1/31/24)
6	at Wyoming (2/6/24)
12	vs. Boise State (1/31/24)
18	vs. Boise State (1/31/24)
2	twice
4	vs. Wyoming (1/6/24)
7	twice
9	vs. Colorado State (2/21/24)
14	vs. Utah State (1/16/24)
3	vs. Boise State (1/20/23)
5	vs. Boise State (3/14/24) ^{MMT}
37	at Wyoming (2/6/24)

17.0 PPG | 8.0 APG | 33.0 MPG | 1.7 SPG

2024-25 GAME-BY-GAME

Opponent	MP	FG-A	3G-A	FT-A	O-D-T	PF	A	TO	BS	ST	TP
Nicholls*	38	5-11	0-2	5-7	0-0-0	0	11	2	1	3	15
vs. UCLA*	34	8-13	0-1	1-4	0-1-1	1	8	9	0	2	17
A&M-Corpus Christi*	30	7-10	1-1	10-14	0-0-0	2	10	0	0	2	25
at St. John's*	37	5-12	1-2	1-2	1-2-3	2	6	2	1	1	12
Grambling State*	34	7-13	2-2	6-8	1-1-2	0	8	4	2	1	22
Texas Southern*	25	4-9	0-1	3-4	1-1-2	2	5	0	1	1	11

* game started

SEASON NOTES

- Tri-Captain
- Preseason All-Mountain West Team
- Had 22 points and eight assists vs. Grambling State (Nov. 21)
- 1st Lobo in history to have a 25 point/10 assist/0 turnover game vs. Texas A&M-Corpus Christi (Nov. 12)
- Had 17 points and eight assists vs. No. 22 UCLA (Nov. 8)
- Fourth career double-double with 15 points and 11 assists vs. Nicholls (Nov. 4)
- Led UNM with 19 points and five assists in the exhibition vs. UTEP (Oct. 28)

UNM CAREER RECORD BOOK

	Total	Rank	Up Next
Assists:	317	T-16th	Rob Robbins (350-15th)

	2024-25	CAREER	STREAK
Double-Doubles	2	5	-
Double Figure Scoring	6	37	6
20-Point Games	2	10	-
30-Point Games	-	1	-
10-Assist Games	1	5	-

CAREER STATISTICS

Year	G-GS	Min-Avg.	FG-FGA	Pct.	3FG-3FGA	Pct.	FT-FTA	Pct.	Off-Def.	Reb-Avg.	PF-DQ	Ast	TO	Blk	Stl	Pts-Avg
2022-23	34-2	629-18.5	69-136	.507	4-19	.211	50-73	.685	10-59	69-2.0	61-1	79	55	25	30	192-5.6
Conf	18-2	319-17.7	31-67	.463	2-13	.154	24-34	.706	4-31	35-1.9	35-1	31	30	10	17	88-4.9
2023-24	35-35	1096-31.3	195-375	.520	15-40	.375	88-129	.682	13-75	88-2.5	67-0	190	79	24	53	493-14.1
Conf	18-18	585-32.5	96-186	.516	8-23	.348	48-66	.727	6-38	44-2.4	37-0	92	37	14	21	248-13.8
2024-25	6-6	198-33.0	36-68	.529	4-9	.444	26-39	.667	3-5	8-1.3	7-0	48	17	5	10	102-17.0
Conf	0-0															
CAREER	75-43	1923-25.6	300-579	.518	23-68	.338	164-241	.680	26-139	165-2.2	135-1	317	151	54	93	787-10.5



Season Highs

Pts	19	vs. Texas Southern (11/24/24)
Reb	10	vs. Texas Southern (11/24/24)
FG	8	vs. Texas Southern (11/24/24)
FGA	14	vs. Grambling State (11/21/24)
3FG	3	vs. Texas Southern (11/24/24)
3FGA	4	twice
FT	4	vs. A&M-Corpus Christi (11/12/24)
FTA	7	vs. A&M-Corpus Christi (11/12/24)
Ast	3	vs. Texas Southern (11/24/24)
Blk	--	
Stl	5	twice
Min	32	at St. John's (11/17/24)

Career Highs

21	vs. New Mexico State (12/2/23)
12	vs. Pepperdine (11/24/23)
8	vs. Texas Southern (11/24/24)
14	vs. Grambling State (11/21/24)
3	twice
4	four times
8	vs. New Mexico State (12/2/23)
10	vs. New Mexico State (12/2/23)
6	vs. New Mexico State (12/2/23)
2	vs. Utah State (1/16/24)
5	four times
33	vs. Pepperdine (11/24/23)

MW Career Highs

14	vs. Air Force (3/13/24) ^{MW}
6	vs. UNLV (2/10/24)
6	vs. Air Force (3/13/24) ^{MW}
9	three times
2	twice
3	four times
3	at UNLV (1/9/24)
3	at UNLV (1/9/24)
3	twice
2	vs. Utah State (1/16/24)
5	at UNLV (1/9/24)
23	twice

12.2 PPG | 4.8 RPG | 27.7 MPG | 3.2 SPG

2024-25 GAME-BY-GAME

Opponent	MP	FG-A	3G-A	FT-A	O-D-T	PF	A	TO	BS	ST	TP
Nicholls*	20	4-8	2-3	2-2	1-3-4	4	0	1	0	2	12
vs. UCLA*	30	1-7	0-3	1-2	2-3-5	2	2	3	0	5	3
A&M-Corpus Christi*	31	5-12	1-4	4-7	3-2-5	3	2	1	0	2	15
at St. John's*	32	3-10	1-2	2-3	0-2-2	5	2	1	0	1	9
Grambling State*	26	6-14	1-3	2-2	0-3-3	2	0	3	0	5	15
Texas Southern*	28	8-13	3-4	0-1	5-5-10	1	3	1	0	4	19

* game started

SEASON NOTES

- Second career double-double with 19 points and 10 rebounds vs. Texas Southern (Nov. 24)
- Had 15 points and five steals vs. Grambling State (Nov. 21)
- Had 15 points vs. Texas A&M-Corpus Christi (Nov. 12)
- Tied career high with five steals vs. No. 22 UCLA (Nov. 8)
- Scored 12 points vs. Nicholls (Nov. 4)
- Had 17 points, six rebounds and four steals in the exhibition vs. UTEP (Oct. 28)

	2024-25	CAREER	STREAK
Double-Doubles	1	2	1
Double Figure Scoring	4	13	2
20-Point Games	-	1	-
10-Rebound Games	1	2	1

CAREER STATISTICS

Year	G-GS	Min-Avg.	FG-FGA	Pct.	3FG-3FGA	Pct.	FT-FTA	Pct.	Off-Def.	Reb-Avg.	PF-DQ	Ast	TO	Blk	Stl	Pts-Avg
2023-24	35-1	622-17.8	86-204	.422	20-71	.282	40-59	.678	29-86	115-3.3	63-0	44	37	8	49	232-6.6
Conf	18-0	275-15.3	33-91	.363	7-35	.200	12-19	.632	13-29	42-2.3	30-0	16	12	5	28	85-4.7
2024-25	6-6	166-27.7	27-64	.422	8-19	.421	11-17	.647	11-18	29-4.8	17-1	9	10	0	19	73-12.2
Conf	0-0															
CAREER	41-7	789-19.2	113-268	.422	28-90	.311	51-76	.671	40-104	144-3.5	80-1	53	47	8	68	305-7.4

Freshman | Guard | 6-2 | 190 | Beaumont, Texas | Beaumont United HS



Season Highs

Pts	18	vs. A&M-Corpus Christi (11/12/24)
Reb	1	three times
FG	6	vs. A&M-Corpus Christi (11/12/24)
FGA	7	vs. A&M-Corpus Christi (11/12/24)
3FG	3	twice
3FGA	5	vs. Texas Southern (11/24/24)
FT	3	vs. A&M-Corpus Christi (11/12/24)
FTA	4	vs. A&M-Corpus Christi (11/12/24)
Ast	4	vs. Grambling State (11/21/24)
Blk	--	
Stl	2	vs. A&M-Corpus Christi (11/12/24)
Min	15	twice

Career Highs

Pts	18	vs. A&M-Corpus Christi (11/12/24)
Reb	1	three times
FG	6	vs. A&M-Corpus Christi (11/12/24)
FGA	7	vs. A&M-Corpus Christi (11/12/24)
3FG	3	twice
3FGA	5	vs. Texas Southern (11/24/24)
FT	3	vs. A&M-Corpus Christi (11/12/24)
FTA	4	vs. A&M-Corpus Christi (11/12/24)
Ast	4	vs. Grambling State (11/21/24)
Blk	--	
Stl	2	vs. A&M-Corpus Christi (11/12/24)
Min	15	twice

MW Career Highs

Pts	--
Reb	--
FG	--
FGA	--
3FG	--
3FGA	--
FT	--
FTA	--
Ast	--
Blk	--
Stl	--
Min	--

5.3 PPG | 1.7 APG | 9.5 MPG | 47% 3FG

2024-25 GAME-BY-GAME

Opponent	MP	FG-A	3G-A	FT-A	O-D-T	PF	A	TO	BS	ST	TP
Nicholls	10	1-4	1-4	0-2	0-0-0	2	0	0	0	0	3
vs. UCLA	6	0-1	0-1	0-0	0-1-1	0	0	2	0	0	0
A&M-Corpus Christi	15	6-7	3-4	3-4	0-1-1	2	3	1	0	2	18
at St. John's	4	0-2	0-1	0-0	0-1-1	0	1	1	0	1	0
Grambling State	6	0-0	0-0	1-2	0-0-0	1	4	0	0	0	6
Texas Southern	15	3-6	3-5	1-2	0-0-0	1	2	0	0	0	10

* game started


SEASON NOTES

- Scored 10 points vs. Texas Southern (Nov. 24)
- Had four assists vs. Grambling State (Nov. 21)
- First career double figure game with 18 points (6-7 FG) vs. Texas A&M-Corpus Christi (Nov. 12)
- Scored first three career points vs. Nicholls in collegiate debut (Nov. 4)
- Had one point in the exhibition vs. UTEP (Oct. 28)

	2024-25	CAREER	STREAK
Double Figure Scoring	2	2	1

CAREER STATISTICS

Year	G-GS	Min-Avg.	FG-FGA	Pct.	3FG-3FGA	Pct.	FT-FTA	Pct.	Off-Def.	Reb-Avg.	PF-DQ	Ast	TO	Blk	Stl	Pts-Avg
2024-25	6-0	57-9.5	10-20	.500	7-15	.467	5-10	.500	0-3	3-0.5	6-0	10	4	0	3	32-5.3
Conf	0-0															
CAREER	6-0	57-9.5	10-20	.500	7-15	.467	5-10	.500	0-3	3-0.5	6-0	10	4	0	3	32-5.3



Season Highs

Pts	9	vs. A&M-Corpus Christi (11/12/24)
Reb	6	twice
FG	4	vs. A&M-Corpus Christi (11/12/24)
FGA	4	twice
3FG	--	
3FGA	--	
FT	1	three times
FTA	3	vs. A&M-Corpus Christi (11/12/24)
Ast	2	twice
Blk	5	vs. A&M-Corpus Christi (11/12/24)
Stl	1	at St. John's (11/17/24)
Min	21	vs. A&M-Corpus Christi (11/12/24)

Career Highs

14	vs. Wyoming (12/30/23) ^{BYU}
11	twice
7	vs. Wyoming (12/30/23) ^{BYU}
10	vs. Wyoming (12/30/23) ^{BYU}
--	
1	four times
5	vs. Pepperdine (1/14/23) ^{BYU}
6	twice
3	vs. Southeastern Louisiana (11/15/23) ^{BYU}
5	vs. A&M-Corpus Christi (11/12/24)
3	at Pepperdine (2/9/23) ^{BYU}
26	at Pepperdine (2/12/22) ^{BYU}

MW Career Highs

--
--
--
--
--
--
--
--
--
--
--
--

3.8 PPG | 3.5 RPG | 10.7 MPG | 1.5 BPG

2024-25 GAME-BY-GAME

Opponent	MP	FG-A	3G-A	FT-A	O-D-T	PF	A	TO	BS	ST	TP
Nicholls	4	0-3	0-0	0-0	0-1-1	0	0	0	1	0	0
vs. UCLA	7	2-2	0-0	0-0	0-1-1	1	0	0	0	0	4
A&M-Corpus Christi	21	4-4	0-0	1-3	1-4-5	2	2	0	5	0	9
at St. John's	8	0-1	0-0	1-2	4-2-6	2	2	0	0	1	1
Grambling State	11	2-3	0-0	1-2	3-3-6	2	1	2	1	0	5
Texas Southern	13	2-4	0-0	0-0	2-0-2	0	1	1	2	0	4

* game started

SEASON NOTES

- Had five points and six rebounds vs. Grambling State (Nov. 21)
- Had nine points (4-4 FG), five rebounds and a career-high five blocks vs. Texas A&M-Corpus Christi (Nov. 12)
- Scored first four points as a Lobo vs. No. 22 UCLA (Nov. 8)
- Had one rebound and one block vs. Nicholls in UNM debut (Nov. 4)
- Had four points and four rebounds in the exhibition vs. UTEP (Oct. 28)

	2024-25	CAREER	STREAK
Double Figure Scoring	-	7	-
Double Figure Rebounds	-	2	-

CAREER STATISTICS

Year	G-GS	Min-Avg.	FG-FGA	Pct.	3FG-3FGA	Pct.	FT-FTA	Pct.	Off-Def.	Reb-Avg.	PF-DQ	Ast	TO	Blk	Stl	Pts-Avg
2021-22 %	32-3	341-10.7	44-76	.579	0-0	.000	9-19	.474	39-55	94-2.9	67-2	9	21	24	1	97-3.0
Conf	15-0	185-12.3	29-48	.604	0-0	.000	2-8	.250	18-25	43-2.9	32-1	4	6	17	1	60-4.0
2022-23 %	33-1	479-14.5	45-88	.511	0-2	.000	35-51	.686	48-70	118-3.6	78-2	17	41	35	12	125-3.8
Conf	15-0	212-14.1	22-39	.564	0-1	.000	20-24	.833	17-26	43-2.9	36-1	9	19	10	6	64-4.3
2023-24 %	23-0	253-11.0	41-66	.621	0-2	.000	11-24	.458	26-41	67-2.9	57-2	7	21	12	7	93-4.0
Conf	11-0	78-7.1	10-16	.625	0-0	.000	5-12	.417	8-5	13-1.2	25-1	0	14	3	2	25-2.3
2024-25	6-0	64-10.7	10-17	.588	0-0	.000	3-7	.429	10-11	21-3.5	7-0	6	3	9	1	23-3.8
Conf	0-0															
CAREER	94-4	1134-12.1	140-247	.567	0-4	.000	58-101	.574	123-177	300-3.2	209-6	39	86	80	21	338-3.6

% at BYU



Season Highs

Pts	4	vs. Texas Southern (11/24/24)
Reb	4	vs. Grambling State (11/21/24)
FG	2	vs. Texas Southern (11/24/24)
FGA	3	vs. Texas Southern (11/24/24)
3FG	1	vs. A&M-Corpus Christi (11/12/24)
3FGA	1	twice
FT	--	
FTA	1	vs. UCLA (11/8/24)
Ast	--	
Blk	1	twice
Stl	1	vs. A&M-Corpus Christi (11/12/24)
Min	14	vs. A&M-Corpus Christi (11/12/24)

Career Highs

13	at Notre Dame (2/14/24) ^{GT}
8	vs. UMass Lowell (11/14/23) ^{GT}
6	at Notre Dame (2/14/24) ^{GT}
8	at Notre Dame (2/14/24) ^{GT}
1	four times
3	at Cincinnati (11/22/23) ^{GT}
2	vs. Wake Forest (2/6/24) ^{GT}
1	four times
1	six times
3	vs. UMass Lowell (11/14/23) ^{GT}
26	at Notre Dame (2/14/24) ^{GT}

MW Career Highs

--
--
--
--
--
--
--
--
--
--
--

2.2 PPG | 1.6 RPG | 9.0 MPG | 71% FG

2024-25 GAME-BY-GAME

Opponent	MP	FG-A	3G-A	FT-A	O-D-T	PF	A	TO	BS	ST	TP
Nicholls					-DNP-						
vs. UCLA	10	1-1	0-0	0-1	0-1-1	4	0	0	0	0	2
A&M-Corpus Christi	14	1-1	1-1	0-0	0-1-1	4	0	1	0	1	3
at St. John's	9	1-1	0-0	0-0	0-1-1	0	0	1	0	0	2
Grambling State	7	0-1	0-0	0-0	0-4-4	2	0	1	1	0	0

* game started

SEASON NOTES

- Scored four points vs. Texas Southern (Nov. 24)
- Had two points at St. John's (Nov. 17)
- Scored three points vs. Texas A&M-Corpus Christi (Nov. 12)
- Made Lobo debut vs. No. 22 UCLA, scoring two points (Nov. 8)
- Had four points and two rebounds in the exhibition vs. UTEP (Oct. 28)


	2024-25	CAREER	STREAK
Double Figure Scoring	-	1	-

CAREER STATISTICS

Year	G-GS	Min-Avg.	FG-FGA	Pct.	3FG-3FGA	Pct.	FT-FTA	Pct.	Off-Def.	Reb-Avg.	PF-DQ	Ast	TO	Blk	Stl	Pts-Avg
2023-24 %	20-3	227-11.4	18-38	.474	4-14	.286	3-10	.300	20-33	53-2.7	26-0	4	11	4	11	43-2.2
Conf	11-3	115-10.4	11-22	.500	2-7	.286	2-3	.667	8-15	23-2.1	11-0	2	3	3	4	26-2.4
2024-25	5-0	45-9.0	5-7	.714	1-2	.500	0-1	.000	1-7	8-1.6	12-0	0	4	2	1	11-2.2
Conf	0-0															
CAREER	25-3	272-10.9	23-45	.511	5-16	.313	3-11	.273	21-40	61-2.4	38-0	4	15	6	12	54-2.2

% at Georgia Tech

Sophomore | Forward | 6-9 | 220 | Belgrade, Serbia | KK Beko [Arizona]



Season Highs

Pts	11	vs. Texas Southern (11/24/24)
Reb	7	vs. Nicholls (11/4/24)
FG	5	vs. Texas Southern (11/24/24)
FGA	6	twice
3FG	2	vs. UCLA (11/8/24)
3FGA	4	vs. Nicholls (11/4/24)
FT	--	
FTA	--	
Ast	3	vs. UCLA (11/8/24)
Blk	--	
Stl	1	vs. Grambling State (11/21/24)
Min	24	vs. UCLA (11/8/24)

Career Highs

11	twice
7	twice
5	vs. Texas Southern (11/24/24)
9	vs. Morgan State (11/6/23) ^{UA}
2	vs. UCLA (11/8/24)
4	twice
4	twice
6	vs. Wisconsin (12/9/23) ^{UA}
3	three times
1	at Cal (12/29/23) ^{UA}
1	six times
19	vs. UCLA (11/8/24)

MW Career Highs

--
--
--
--
--
--
--
--
--
--
--
--

4.0 PPG | 2.3 RPG | 14.1 MPG | 1.3 APG

2024-25 GAME-BY-GAME

Opponent	MP	FG-A	3G-A	FT-A	O-D-T	PF	A	TO	BS	ST	TP
Nicholls*	19	2-6	1-4	0-0	2-5-7	2	2	1	0	0	5
vs. UCLA*	24	2-2	2-2	0-0	0-2-2	3	3	1	0	0	6
A&M-Corpus Christi*	14	0-5	0-2	0-0	1-0-1	2	0	1	0	0	0
at St. John's*	9	0-0	0-0	0-0	0-0-0	0	0	1	0	0	0
Grambling State	9	1-3	0-0	0-0	0-0-0	1	1	0	0	1	2
Texas Southern	10	5-6	1-2	0-0	0-4-4	2	2	1	0	0	11

* game started

SEASON NOTES

- Tied a career high with 11 points (5-6 FG) vs. Texas Southern (Nov. 24)
- Had six points (2-2 3FG) vs. No. 22 UCLA (Nov. 8)
- Had five points and matched a career high with seven rebounds in his UNM debut and first career start vs. Nicholls (Nov. 4)
- Had one point and five rebounds in the exhibition vs. UTEP (Oct. 28)

	2024-25	CAREER	STREAK
Double Figure Scoring	1	2	1

CAREER STATISTICS

Year	G-GS	Min-Avg.	FG-FGA	Pct.	3FG-3FGA	Pct.	FT-FTA	Pct.	Off-Def.	Reb-Avg.	PF-DQ	Ast	TO	Blk	Stl	Pts-Avg
2022-23 %	14-0	54-3.9	7-13	.538	2-4	.500	2-3	.667	3-9	12-0.9	8-0	6	5	0	1	18-1.3
Conf	6-0	18-3.0	3-5	.600	1-1	1.000	1-2	.500	1-0	1-0.2	1-0	3	0	0	1	8-1.3
2023-24 %	20-0	111-5.6	16-39	.410	0-12	.000	13-15	.867	12-20	32-1.6	10-0	16	10	1	4	45-2.3
Conf	12-0	50-4.2	7-18	.389	0-5	.000	2-2	1.000	5-8	13-1.1	4-0	13	7	1	2	16-1.3
2024-25	6-4	85-14.1	10-22	.455	4-10	.400	0-0	.000	3-11	14-2.3	10-0	8	5	0	1	24-4.0
Conf	0-0															
CAREER	40-4	249-6.2	33-74	.446	6-26	.231	15-18	.833	18-40	58-1.5	28-0	30	20	1	6	87-2.2

% at Arizona



Season Highs

Pts	2	vs. Texas Southern (11/24/24)
Reb	2	vs. Texas Southern (11/24/24)
FG	1	vs. Texas Southern (11/24/24)
FGA	2	vs. Texas Southern (11/24/24)
3FG	--	
3FGA	1	vs. UCLA (11/8/24)
FT	--	
FTA	1	vs. Texas Southern (11/24/24)
Ast	1	vs. Grambling State (11/21/24)
Blk	--	
Stl	--	
Min	8	vs. Texas Southern (11/24/24)

Career Highs

7	twice
4	vs. Texas Southern (11/6/23)
3	twice
6	vs. New Mexico State (12/2/23)
1	five times
4	vs. New Mexico State (12/2/23)
1	vs. Texas Southern (11/6/23)
2	twice
1	twice
2	vs. Air Force (3/13/24) ^{MW}
2	four times
19	twice

MW Career Highs

2	twice
1	twice
1	twice
1	three times
--	
--	
--	
--	
2	vs. Air Force (3/13/24) ^{MW}
1	at Utah State (3/9/24)
6	vs. Fresno State (3/6/24)

0.4 PPG | 0.8 RPG | 3.7 MPG |

2024-25 GAME-BY-GAME

Opponent	MP	FG-A	3G-A	FT-A	O-D-T	PF	A	TO	BS	ST	TP
Nicholls	1	0-0	0-0	0-0	0-0-0	0	0	0	0	0	0
vs. UCLA	2	0-1	0-1	0-0	0-0-0	0	0	0	0	0	0
A&M-Corpus Christi	4	0-0	0-0	0-0	0-1-1	0	0	1	0	0	0
at St. John's					-DNP-						
Grambling State	3	0-0	0-0	0-0	1-0-1	0	1	0	0	0	0
Texas Southern	8	1-2	0-0	0-1	1-1-2	1	0	0	0	0	2

* game started

SEASON NOTES

- Had two points and two rebounds vs. Texas Southern (Nov. 24)
- Scored two points in the exhibition vs. UTEP (Oct. 28)

	2024-25	CAREER	STREAK
Double Figure Scoring	-	-	-

CAREER STATISTICS

Year	G-GS	Min-Avg.	FG-FGA	Pct.	3FG-3FGA	Pct.	FT-FTA	Pct.	Off-Def.	Reb-Avg.	PF-DQ	Ast	TO	Blk	Stl	Pts-Avg
2022-23																
Conf	--															
2023-24	19-0	170-8.9	16-32	.500	5-17	.294	1-4	.250	7-20	27-1.4	25-0	1	6	3	11	38-2.0
Conf	4-0	16-4.0	1-2	.500	0-0	.000	0-0	.000	1-0	1-0.3	1-0	0	0	0	1	2-0.5
2024-25	5-0	19-3.7	1-3	.333	0-1	.000	0-1	.000	2-2	4-0.8	1-0	1	1	0	0	2-0.4
Conf	0-0															
CAREER	24-0	188-7.8	17-35	.486	5-18	.278	1-5	.200	9-22	31-1.3	26-0	2	7	3	11	40-1.7

Senior | Forward | 6-9 | 215 | Helsinki, Finland | HBA-Marsky [Dayton]



Season Highs

Pts	18	vs. Texas Southern (11/24/24)
Reb	13	vs. Nicholls (11/4/24)
FG	6	twice
FGA	15	twice
3FG	4	at St. John's (11/17/24)
3FGA	9	vs. Nicholls (11/4/24)
FT	5	vs. A&M-Corpus Christi (11/12/24)
FTA	6	three times
Ast	3	at St. John's (11/17/24)
Blk	2	four times
Stl	2	twice
Min	34	at St. John's (11/17/24)

Career Highs

22	vs. La Salle (12/30/20) ^{UD}
13	vs. Nicholls (11/4/24)
9	vs. La Salle (12/30/20) ^{UD}
15	vs. Nicholls (11/4/24)
4	twice
9	twice
8	vs. Southeastern Louisiana (12/3/22) ^{UD}
10	twice
8	vs. Alcorn State (12/20/22) ^{UD}
3	vs. Boise State (3/14/24)
3	twice
42	at Rhode Island (2/16/21) ^{UD}

MW Career Highs

18	at Utah State (3/9/24)
11	at San Diego State (2/16/24)
6	twice
11	at Wyoming (2/6/24)
3	three times
9	at Wyoming (2/6/24)
6	at UNLV (1/9/24)
7	at UNLV (1/9/24)
4	vs. UNLV (2/10/24)
3	vs. Boise State (3/14/24) ^{MW}
2	three times
32	at Utah State (3/9/24)

12.8 PPG | 6.5 RPG | 29.9 MPG | 1.5 BPG

2024-25 GAME-BY-GAME

Opponent	MP	FG-A	3G-A	FT-A	O-D-T	PF	A	TO	BS	ST	TP
Nicholls*	32	5-15	1-9	2-2	5-8-13	3	2	0	2	0	13
vs. UCLA*	28	3-7	2-4	0-0	0-4-4	4	0	3	2	0	8
A&M-Corpus Christi*	27	3-9	1-5	5-6	2-5-7	3	2	4	2	2	12
at St. John's	34	6-14	4-7	0-0	0-4-4	2	3	0	1	1	16
Grambling State*	30	3-7	1-4	3-6	1-8-9	1	2	2	2	2	10
Texas Southern*	29	6-15	2-6	4-6	0-2-2	1	1	0	0	0	18

* game started

SEASON NOTES

- Tri-Captain
- Matched a UNM career high with 18 points, including scoring his 1,000th career point vs. Texas Southern (Nov. 24)
- Had 10 points and nine rebounds vs. Grambling State (Nov. 21)
- Team-high 16 points (tied career high with four 3-pointers) at No. 22 St. John's
- Had 12 points and seven rebounds vs. Texas A&M-Corpus Christi (Nov. 12)
- Scored eight points vs. No. 22 UCLA (Nov. 8)
- Had 13 points and a career-high 13 rebounds vs. Nicholls (Nov. 4)
- Had six points and 11 rebounds in the exhibition vs. UTEP (Oct. 28)

	2024-25	CAREER	STREAK
Double-Doubles	1	4	-
Double Figure Scoring	5	55	4
20-Point Games	-	2	-
10-Rebound Games	1	5	-

CAREER STATISTICS

Year	G-GS	Min-Avg.	FG-FGA	Pct.	3FG-3FGA	Pct.	FT-FTA	Pct.	Off-Def.	Reb-Avg.	PF-DQ	Ast	TO	Blk	Stl	Pts-Avg
2020-21 %	19-15	569-29.9	68-137	.496	26-68	.382	26-34	.765	24-83	107-5.6	45-1	24	31	8	13	188-9.9
Conf	16-14	481-30.1	57-117	.487	24-59	.407	22-29	.759	21-69	90-5.6	35-1	21	26	8	11	160-10.0
2021-22 %	35-1	693-19.8	65-163	.399	28-95	.295	37-51	.725	41-101	142-4.1	57-0	26	37	7	7	195-5.6
Conf	18-1	375-20.8	37-87	.425	14-44	.318	16-24	.667	23-49	72-4.0	27-0	15	16	5	3	104-5.8
2022-23 %	34-19	1006-29.6	103-233	.442	45-123	.366	66-83	.795	40-124	164-4.8	61-0	59	46	10	8	317-9.3
Conf	18-10	513-28.5	55-123	.447	21-54	.389	15-22	.682	15-67	82-4.6	32-0	28	19	9	6	146-8.1
2023-24	35-2	657-18.8	77-191	.403	28-96	.292	54-70	.771	36-85	121-3.5	75-0	23	25	9	20	236-6.7
Conf	18-0	383-21.3	53-113	.469	23-59	.390	33-39	.846	28-52	80-4.4	38-0	15	16	3	9	162-9.0
2024-25	6-6	179-29.9	26-67	.388	11-35	.314	14-20	.700	8-31	39-6.5	14-0	10	9	9	5	77-12.8
Conf	0-0															
CAREER	129-43	3101-24.0	339-791	.429	138-417	.331	197-258	.764	149-424	573-4.4	252-1	142	148	43	53	1013-7.9

% at Dayton



Season Highs

Pts	28	vs. Nicholls (11/4/24)
Reb	16	vs. Nicholls (11/4/24)
FG	9	vs. Nicholls (11/4/24)
FGA	15	vs. Nicholls (11/4/24)
3FG	--	
3FGA	1	twice
FT	10	vs. Nicholls (11/4/24)
FTA	12	vs. Nicholls (11/4/24)
Ast	3	vs. Grambling State (11/21/24)
Blk	3	three times
Stl	2	five times
Min	36	vs. Nicholls (11/4/24)

Career Highs

28	twice
17	vs. Manhattan (2/17/23) ^{Iona}
11	three times
16	vs. Marist (3/2/23) ^{Iona}
1	vs. North Alabama (11/20/21) ^{Iona}
1	11 times
10	three times
14	three times
5	twice
6	twice
5	at New Mexico State (12/15/23)
39	vs. Marist (3/11/23) ^{Iona}

MW Career Highs

26	vs. Utah State (1/16/24)
13	at Nevada (2/13/24)
11	vs. Utah State (1/16/24)
12	vs. Utah State (1/16/24)
--	
--	
6	at San Jose State (1/24/24)
10	at San Jose State (1/24/24)
3	at Colorado State (1/2/24)
5	twice
4	at San Jose State (1/24/24)
37	at Boise State (3/2/24)

14.2 PPG | 10.0 RPG | 28.1 MPG | 2.3 BPG

2024-25 GAME-BY-GAME

Opponent	MP	FG-A	3G-A	FT-A	O-D-T	PF	A	TO	BS	ST	TP
Nicholls*	36	9-15	0-0	10-12	6-10-16	2	2	3	3	2	28
vs. UCLA*	33	5-9	0-0	6-8	4-8-12	3	0	4	1	2	16
A&M-Corpus Christi*	16	5-6	0-0	0-3	3-6-9	4	2	1	2	2	10
at St. John's*	32	8-11	0-0	0-6	3-1-4	2	1	3	2	1	16
Grambling State*	29	3-7	0-1	1-2	1-10-11	2	3	2	3	2	7
Texas Southern*	23	2-4	0-1	4-6	1-7-8	3	1	2	3	2	8

* game started

SEASON NOTES

- Preseason All-Mountain West
- Mountain West Player of the Week (Nov. 11) after the wins over Nicholls and No. 22 UCLA
- Had 16 points (8-11 FG) at No. 22 St. John's (Nov. 17)
- Had 10 points (5-6 FG) and nine rebounds vs. Texas A&M-Corpus Christi (Nov. 12)
- Double-double with 16 points and 12 rebounds vs. No. 22 UCLA (Nov. 8)
- Matched a career high with 28 points to go with 16 rebounds vs. Nicholls (Nov. 4)
- Had seven points and 16 rebounds in the exhibition vs. UTEP (Oct. 28)

	2024-25	CAREER	STREAK
Double-Doubles	2	45	-
Double Figure Scoring	4	87	-
20-Point Games	1	10	-
10-Rebound Games	3	52	-

CAREER STATISTICS

Year	G-GS	Min-Avg.	FG-FGA	Pct.	3FG-3FGA	Pct.	FT-FTA	Pct.	Off-Def.	Reb-Avg.	PF-DQ	Ast	TO	Blk	Stl	Pts-Avg
2020-21 %	18-16	499-27.7	81-136	.596	0-1	.000	37-58	.638	51-84	135-7.5	60-4	24	41	29	11	199-11.1
Conf	9-9	232-25.8	44-70	.629	0-1	.000	20-31	.645	23-36	59-6.6	34-3	8	25	14	3	108-12.0
2021-22 %	33-32	939-28.5	160-292	.548	1-3	.333	109-166	.657	108-164	272-8.2	76-0	49	69	62	36	430-13.0
Conf	20-19	540-27.0	92-160	.575	0-2	.000	58-92	.630	60-97	157-7.9	42-0	28	43	36	24	242-12.1
2022-23 %	35-34	1112-31.8	192-349	.550	0-5	.000	136-218	.624	124-202	326-9.3	96-2	39	66	52	42	520-14.9
Conf	20-20	633-31.7	104-200	.520	0-4	.000	90-147	.612	79-130	209-10.5	51-2	21	41	27	22	298-14.9
2023-24	36-36	944-26.2	127-231	.550	0-0	.000	67-128	.523	104-190	294-8.2	100-1	37	54	49	38	321-8.9
Conf	18-18	484-26.9	68-113	.602	0-0	.000	32-58	.552	52-96	148-8.2	52-1	18	25	28	19	168-9.3
2024-25	6-6	169-28.1	32-52	.615	0-2	.000	21-37	.568	18-42	60-10.0	16-0	9	15	14	11	85-14.2
Conf	0-0															
CAREER	128-124	3663-28.6	592-1060	.558	1-11	.100	370-607	.610	405-682	1087-8.5	348-7	158	245	206	138	1555-12.1

% at Iona



#24 JOVAN MILICEVIC

"YO-vahn mill-LEECH-ah-vich"

Freshman | Forward | 6-10 | 240 | Toronto, Ont. | Dream City Christian



Season Highs

Pts	4	vs. Grambling State (11/21/24)
Reb	1	three times
FG	2	vs. Grambling State (11/21/24)
FGA	4	vs. Texas Southern (11/24/24)
3FG	1	vs. Texas Southern (11/24/24)
3FGA	3	vs. Texas Southern (11/24/24)
FT	2	vs. Nicholls (11/4/24)
FTA	4	vs. Nicholls (11/4/24)
Ast	1	vs. Texas Southern (11/24/24)
Blk	--	
Stl	1	vs. Nicholls (11/4/24)
Min	10	vs. Texas Southern (11/24/24)

Career Highs

4	vs. Grambling State (11/21/24)
1	three times
2	vs. Grambling State (11/21/24)
4	vs. Texas Southern (11/24/24)
1	vs. Texas Southern (11/24/24)
3	vs. Texas Southern (11/24/24)
2	vs. Nicholls (11/4/24)
4	vs. Nicholls (11/4/24)
1	vs. Texas Southern (11/24/24)
--	
1	vs. Nicholls (11/4/24)
10	vs. Texas Southern (11/24/24)

MW Career Highs

--	
--	
--	
--	
--	
--	
--	
--	
--	
--	
--	
--	

1.8 PPG | 0.6 RPG | 5.0 MPG | 0.2 SPG

2024-25 GAME-BY-GAME

Opponent	MP	FG-A	3G-A	FT-A	O-D-T	PF	A	TO	BS	ST	TP
Nicholls	8	0-1	0-1	2-4	0-1-1	1	0	0	0	1	2
vs. UCLA	2	0-0	0-0	0-0	0-0-0	2	0	0	0	0	0
A&M-Corpus Christi	2	0-0	0-0	0-0	0-0-0	1	0	0	0	0	0
at St. John's					-DNP-						
Grambling State	3	2-2	0-0	0-0	0-1-1	0	0	0	0	0	4
Texas Southern	10	1-4	1-3	0-0	0-1-1	1	1	0	0	0	3

* game started

SEASON NOTES

- Scored three points vs. Texas Southern (Nov. 24)
- Had four points (2-2 FG) vs. Grambling State (Nov. 21)
- Scored two points in his collegiate debut vs. Nicholls (Nov. 4)
- Had seven points and three rebounds in the exhibition vs. UTEP (Oct. 28)

	2024-25	CAREER	STREAK
Double Figure Scoring	-	-	-

CAREER STATISTICS

Year	G-GS	Min-Avg.	FG-FGA	Pct.	3FG-3FGA	Pct.	FT-FTA	Pct.	Off-Def.	Reb-Avg.	PF-DQ	Ast	TO	Blk	Stl	Pts-Avg
2024-25	5-0	25-5.0	3-7	.429	1-4	.250	2-4	.500	0-3	3-0.6	5-0	1	0	0	1	9-1.8
Conf	0-0															
CAREER	5-0	25-5.0	3-7	.429	1-4	.250	2-4	.500	0-3	3-0.6	5-0	1	0	0	1	9-1.8



2024-25 New Mexico Men's Basketball
Extended Season Box Score
All games

Game Records

Record		Overall			Home			Away			Neutral
ALL GAMES		5-1			4-0			0-1			1-0
CONFERENCE		0-0			0-0			0-0			0-0
NON-CONFERENCE		5-1			4-0			0-1			1-0

Team Box Score Extended

No.	Player	Total			3-Point			F-Throw			Rebounds			PF	DQ	A	A/G	TO	TO/G	A/TO	BLK	BLK/G	STL	STL/G	PTS	AVG	
		GP-GS	MIN	AVG	FG-FGA	FG%	3FG-3FGA	3FG%	FT-FTA	FT%	OFF	DEF	TOT														AVG
2	DENT, Donovan	6-6	197:55	33.0	36-68	.529	4-9	.444	26-39	.667	3	5	8	1.3	7	0	48	8.00	17	2.83	2.82	5	0.83	10	1.67	102	17.0
23	JOSEPH, Nelly	6-6	168:52	28.1	32-52	.615	0-2	.000	21-37	.568	18	42	60	10.0	16	0	9	1.50	15	2.50	0.60	14	2.33	11	1.83	85	14.2
22	AMZIL, Mustapha	6-6	179:11	29.9	26-67	.388	11-35	.314	14-20	.700	8	31	39	6.5	14	0	10	1.67	9	1.50	1.11	9	1.50	5	0.83	77	12.8
3	WASHINGTON, Tru	6-6	166:19	27.7	27-64	.422	8-19	.421	11-17	.647	11	18	29	4.8	17	1	9	1.50	10	1.67	0.90	0	0.00	19	3.17	73	12.2
0	NOLAND, CJ	6-2	133:47	22.3	17-51	.333	7-29	.241	16-21	.762	9	14	23	3.8	19	2	10	1.67	7	1.17	1.43	4	0.67	15	2.50	57	9.5
4	DOTSON, Kayde	6-0	57:12	9.5	10-20	.500	7-15	.467	5-10	.500	0	3	3	0.5	6	0	10	1.67	4	0.67	2.50	0	0.00	3	0.50	32	5.3
8	BOROVICANIN, Filip	6-4	84:48	14.1	10-22	.455	4-10	.400	0-0	.000	3	11	14	2.3	10	0	8	1.33	5	0.83	1.60	0	0.00	1	0.17	24	4.0
6	ALLY ATIKI, Atiki	6-0	64:00	10.7	10-17	.588	0-0	.000	3-7	.429	10	11	21	3.5	7	0	6	1.00	3	0.50	2.00	9	1.50	1	0.17	23	3.8
1	APPELHANS, Braden	6-0	58:46	9.8	6-13	.462	5-11	.455	1-2	.500	1	4	5	0.8	3	0	3	0.50	1	0.17	3.00	2	0.33	3	0.50	18	3.0
7	SACKO, Ibrahim	5-0	45:26	9.1	5-7	.714	1-2	.500	0-1	.000	1	7	8	1.6	12	0	0	0.00	4	0.80	0.00	2	0.40	1	0.20	11	2.2
24	MILICEVIC, Jovan	5-0	25:08	5.0	3-7	.429	1-4	.250	2-4	.500	0	3	3	0.6	5	0	1	0.20	0	0.00	1.00	0	0.00	1	0.20	9	1.8
11	WEBB, Quinton	5-0	18:36	3.7	1-3	.333	0-1	.000	0-1	.000	2	2	4	0.8	1	0	1	0.20	1	0.20	1.00	0	0.00	0	0.00	2	0.4
Total		6	1200		183-391	.468	48-137	.350	99-159	.623	77	163	240	40.0	117	3	115	19.17	80	13.33	1.44	45	7.50	70	11.67	513	85.5
Opponents		6	1200		158-371	.426	45-131	.344	79-130	.608	79	166	245	40.8	133	3	102	17.00	118	19.67	0.86	21	3.50	44	7.33	440	73.3

Score by Periods

Team	1st	2nd	OT	TOT
New Mexico	235	278	0	513
Opponents	204	236	0	440



2024-25 New Mexico Men's Basketball
Team Game-by-Game
All games

Page 1/1
as of Nov 25, 2024

				Total		3-Pointers		Free throws		Rebounds											
Opponent	Date	Score		FG-FGA	PCT	3FG-3FGA	PCT	FT-FTA	PCT	OFF	DEF	TOT	AVG	PF	A	TO	BLK	STL	PTS	AVG	
Nicholls	11/04/2024	91-84	W	31-81	.383	7-36	.194	22-32	.688	18	32	50	50.0	16	18	8	10	10	91	91.0	
vs UCLA	11/08/2024	72-64	W	25-49	.510	6-15	.400	16-23	.696	8	26	34	42.0	26	14	24	3	12	72	81.5	
A&M-Corpus Christi	11/12/2024	100-81	W	33-62	.532	9-23	.391	25-39	.641	11	26	37	40.3	28	22	14	9	15	100	87.7	
at St. John's (NY)	11/17/2024	71-85	L	28-64	.438	8-18	.444	7-18	.389	16	16	32	38.3	17	19	11	5	9	71	83.5	
Grambling	11/21/2024	80-58	W	28-60	.467	7-18	.389	17-26	.654	10	34	44	39.4	14	23	16	9	14	80	82.8	
Texas Southern	11/24/2024	99-68	W	38-75	.507	11-27	.407	12-21	.571	14	29	43	40.0	16	19	7	9	10	99	85.5	
Total		513		183-391	.468	48-137	.350	99-159	.623	77	163	240	40.0	117	115	80	45	70	513	85.5	
Opponents		440		158-371	.426	45-131	.344	79-130	.608	79	166	245	40.8	133	102	118	21	44	440	73.3	

New Mexico Averages

Games Played	Points/game	FG Pct	3FG Pct	FT Pct	Rebounds/game	Assists/game	Turnovers/game	Assist/Turnover ratio	Steals/game	Blocks/game
6	85.5	46.8	35.0	62.3	40.0	19.2	13.3	1.4	11.7	7.5



2024-25 New Mexico Men's Basketball
Opponents Game-by-Game
All games

Page 1/1
as of Nov 25, 2024

				Total		3-Pointers		Free throws		Rebounds											
Opponent	Date	Score		FG-FGA	PCT	3FG-3FGA	PCT	FT-FTA	PCT	OFF	DEF	TOT	AVG	PF	A	TO	BLK	STL	PTS	AVG	
Nicholls	11/04/2024	91-84	W	30-72	.417	15-37	.405	9-16	.563	14	35	49	49.0	24	18	17	4	4	84	84.0	
vs UCLA	11/08/2024	72-64	W	20-55	.364	5-23	.217	19-27	.704	14	20	34	41.5	24	13	21	3	12	64	74.0	
A&M-Corpus Christi	11/12/2024	100-81	W	29-55	.527	5-16	.313	18-35	.514	9	30	39	40.7	26	20	22	4	7	81	76.3	
at St. John's (NY)	11/17/2024	71-85	L	34-68	.500	4-18	.222	13-20	.650	22	27	49	42.8	17	20	16	4	8	85	78.5	
Grambling	11/21/2024	80-58	W	22-62	.355	7-19	.368	7-15	.467	11	27	38	41.8	24	17	22	3	9	58	74.4	
Texas Southern	11/24/2024	99-68	W	23-59	.390	9-18	.500	13-17	.765	9	27	36	40.8	18	14	20	3	4	68	73.3	
Total		440		158-371	.426	45-131	.344	79-130	.608	79	166	245	40.8	133	102	118	21	44	440	73.3	
New Mexico		513		183-391	.468	48-137	.350	99-159	.623	77	163	240	40.0	117	115	80	45	70	513	85.5	

Opponents Averages

Games Played	Points/game	FG Pct	3FG Pct	FT Pct	Rebounds/game	Assists/game	Turnovers/game	Assist/Turnover ratio	Steals/game	Blocks/game
6	73.3	42.6	34.4	60.8	40.8	17.0	19.7	0.9	7.3	3.5



2024-25 New Mexico Men's Basketball
Points-rebounds-assists
All games

Opponent	Date	Score	0	1	2	3	4	6	7	8	11	22	23
			NOLAND,CJ	APPELHANS,	DENT,DONOV	WASHINGTON	DOTSON,KAY	ALLY ATIKI	SACKO,IBRA	BOROVICANI	WEBB,QUINT	AMZIL,MUST	JOSEPH,NEL
Nicholls	11/04/2024	91-84	W	10-3-1	3-0-0	15-0-11	12-4-0	3-0-0	DNP	5-7-2	0-0-0	13-13-2	28-16-2
vs UCLA	11/08/2024	72-64	W	13-1-1	3-1-0	17-1-8	3-5-2	4-1-0	2-1-0	6-2-3	0-0-0	8-4-0	16-12-0
A&M-Corpus Christi	11/12/2024	100-81	W	5-3-1	3-2-0	25-0-10	15-5-2	18-1-3	9-5-2	3-1-0	0-1-0	12-7-2	10-9-2
at St. John's (NY)	11/17/2024	71-85	L	15-4-3	0-1-1	12-3-6	9-2-2	0-1-1	1-6-2	2-1-0	0-0-0	16-4-3	16-4-1
Grambling	11/21/2024	80-58	W	8-4-3	6-1-0	22-2-8	15-3-0	1-0-4	5-6-1	0-4-0	2-0-1	10-9-2	7-11-3
Texas Southern	11/24/2024	99-68	W	6-8-1	3-0-2	11-2-5	19-10-3	10-0-2	4-2-1	4-1-0	11-4-2	18-2-1	8-8-1

Opponent	Date	Score	24
Nicholls	11/04/2024	91-84	W
vs UCLA	11/08/2024	72-64	W
A&M-Corpus Christi	11/12/2024	100-81	W
at St. John's (NY)	11/17/2024	71-85	L
Grambling	11/21/2024	80-58	W
Texas Southern	11/24/2024	99-68	W



2024-25 New Mexico Men's Basketball Combined Team Statistics All games

Page 1/1
as of Nov 25, 2024

Game Records

Record	Overall	Home	Away	Neutral
ALL GAMES	5-1	4-0	0-1	1-0
CONFERENCE	0-0	0-0	0-0	0-0
NON-CONFERENCE	5-1	4-0	0-1	1-0

Score by Periods

Team	1st	2nd	OT	TOT
New Mexico	235	278	0	513
Opponents	204	236	0	440

Team Box Score

No.	Player				Total		3-Point		F-Throw		Rebounds															
		GP-GS	MIN	AVG	FG-FGA	FG%	3FG-3FGA	3FG%	FT-FTA	FT%	OFF	DEF	TOT	AVG	PF	DQ	A	TO	BLK	STL	PTS	AVG				
2	DENT, Donovan	6-6	197:55	33.0	36-68	.529	4-9	.444	26-39	.667	3	5	8	1.3	7	0	48	17	5	10	102	17.0				
23	JOSEPH, Nelly	6-6	168:52	28.1	32-52	.615	0-2	.000	21-37	.568	18	42	60	10.0	16	0	9	15	14	11	85	14.2				
22	AMZIL, Mustapha	6-6	179:11	29.9	26-67	.388	11-35	.314	14-20	.700	8	31	39	6.5	14	0	10	9	9	5	77	12.8				
3	WASHINGTON, Tru	6-6	166:19	27.7	27-64	.422	8-19	.421	11-17	.647	11	18	29	4.8	17	1	9	10	0	19	73	12.2				
0	NOLAND, CJ	6-2	133:47	22.3	17-51	.333	7-29	.241	16-21	.762	9	14	23	3.8	19	2	10	7	4	15	57	9.5				
4	DOTSON, Kayde	6-0	57:12	9.5	10-20	.500	7-15	.467	5-10	.500	0	3	3	0.5	6	0	10	4	0	3	32	5.3				
8	BOROVICANIN, Filip	6-4	84:48	14.1	10-22	.455	4-10	.400	0-0	.000	3	11	14	2.3	10	0	8	5	0	1	24	4.0				
6	ALLY ATIKI, Atiki	6-0	64:00	10.7	10-17	.588	0-0	.000	3-7	.429	10	11	21	3.5	7	0	6	3	9	1	23	3.8				
1	APPELHANS, Braden	6-0	58:46	9.8	6-13	.462	5-11	.455	1-2	.500	1	4	5	0.8	3	0	3	1	2	3	18	3.0				
7	SACKO, Ibrahima	5-0	45:26	9.1	5-7	.714	1-2	.500	0-1	.000	1	7	8	1.6	12	0	0	4	2	1	11	2.2				
24	MILICEVIC, Jovan	5-0	25:08	5.0	3-7	.429	1-4	.250	2-4	.500	0	3	3	0.6	5	0	1	0	0	1	9	1.8				
11	WEBB, Quinton	5-0	18:36	3.7	1-3	.333	0-1	.000	0-1	.000	2	2	4	0.8	1	0	1	1	0	0	2	0.4				
Team											11	12	23					4								
Total		6	1200		183-391	.468	48-137	.350	99-159	.623	77	163	240	40.0	117	3	115	80	45	70	513	85.5				
Opponents		6	1200		158-371	.426	45-131	.344	79-130	.608	79	166	245	40.8	133	3	102	118	21	44	440	73.3				

Team Statistics

	UNM	OPP
Scoring		
Points per game	85.5	73.3
Scoring margin	+12.2	-
Field goals-att		
Field goal pct	.468	.426
3 point fg-att		
3-point FG pct	.350	.344
3-pt FG made per game	8.0	7.5
Free throws-att		
Free throw pct	.623	.608
F-Throws made per game	16.5	13.2
Rebounds		
Rebounds per game	40.0	40.8
Rebounding margin	-0.8	-
Assists		
Assists per game	19.2	17.0
Turnovers		
Turnovers per game	13.3	19.7
Turnover margin	+6.3	-
Assist/turnover ratio	1.4	0.9
Steals		
Steals per game	11.7	7.3
Blocks		
Blocks per game	7.5	3.5
Winning streak		
Home win streak	4	-
Attendance		
Home games-Avg/Game	4-11013	1-12310
Neutral site-Avg/Game	-	1-1497

Team Results

Date	Opponent		Score	Att.
11/04/2024	Nicholls	W	91-84	10609
11/08/2024	vs UCLA	W	72-64	1497
11/12/2024	A&M-Corpus Christi	W	100-81	11160
11/17/2024	at St. John's (NY)	L	71-85	12310
11/21/2024	Grambling	W	80-58	10996
11/24/2024	Texas Southern	W	99-68	11286