

SAN DIEGO STATE FOOTBALL

Contacts: Jamie McConeghy, Senior Assoc. AD of Communications & Media Relations (jmcconeg@sdsu.edu); Collin Robinson, Asst. Communications Director (crobinson3@sdsu.edu)

LIVE COVERAGE

TV: FS1 | Stream: FoxSportsGo

TBA (play-by-play)

TBA (analyst)

TBA (producer)



Aztecs Radio Network: San Diego Sports 760

pregame starts two hours before kickoff;

postgame show is one hour

Jon Schaeffer (play-by-play)

Rich Ohrnberger (analyst)

Ben Fletcher (pre, half, post)

J.R. Tolver (pre)



Live Stats: GoAztecs.com

THE SERIES (complete series info on pg. 8)

Series: San Diego State leads, 29-15; SDSU won 9 straight

Home: 15-8, Away: 14-7

Snapdragon Stadium: 0-0

University Stadium: 14-5

MW Games: 10-9; WAC Games: 18-3

Longest SDSU Win Streak: 13, 1984-1996

Longest UNM Win Streak: 8, 2001-08

2024 SCHEDULE / RESULTS

Texas A&M - Commerce **W, 45-14**
Sat., Aug. 31 | 5 p.m. PT | San Diego, Calif. | truTV/MAX

Oregon State **L, 0-21**
Sat., Sept. 7 | 7:30 p.m. PT | San Diego, Calif. | CBSSN

at (rv/rv) California **L, 10-31**
Sat., Sept. 14 | 7:30 p.m. PT | Berkeley, Calif. | ESPN

at Central Michigan **L, 21-22**
Sat., Sept. 28 | 3:30 p.m. ET | Mount Pleasant, Mich. | CBSSN

Hawai'i* **W, 27-24**
Sat., Oct. 5 | 5 p.m. PT | San Diego, Calif. | CBSSN

at Wyoming* **W, 27-24**
Sat., Oct. 12 | 1:30 p.m. MT | Laramie, Wyo. | CBSSN

(rv/rv) Washington State **L, 26-29**
Sat., Oct. 26 | 7:30 p.m. PT | San Diego, Calif. | CBSSN

at No. 15/19 Boise State* **L, 24-56**
Fri., Nov. 1 | 6 p.m. MT | Boise, Idaho | FS1

New Mexico*
Fri. Nov. 8 | 7:30 p.m. PT | San Diego, Calif. | FS1

at UNLV*
Sat., Nov. 16 | 7:30 p.m. PT | Las Vegas, Nev. | CBSSN

at Utah State*
Sat., Nov. 23 | 1:30 p.m. MT | Logan, Utah | CBSSN

Air Force*
Sat., Nov. 30 | TBA | San Diego, Calif. | FOXSN

TOC	Page No.	Roster	24-25
Media Availability	2	2-Deep	26
General Notes	3-18	Recaps	27-34
Series History	8-10	Statistics	35-61
MW / Opponent Info	21	Last Time it Happened	62-64
Coaching Staff	22-23	Snapdragon Records	65-69

GAME 9

SAN DIEGO STATE (3-5, 2-1 MW) at NEW MEXICO (3-6, 2-3 MW)

Friday, Nov. 8, 2024 ■ 7:30 p.m. PT ■ San Diego, Calif. ■ Snapdragon Stadium (35,000)



AZTECS

Head Coach: Sean Lewis

Record at SDSU: 3-5 (first season)

Career Record: 27-36 (sixth season)

Lewis Record vs. UNM: 0-0

LOBOS

Head Coach: Bronco Mendenhall

Record at UNM: 3-6 (first season)

Career Record: 138-87

Mendenhall Record vs. SDSU: 6-1



SAN DIEGO STATE WELCOMES NEW MEXICO FOR SECOND STRAIGHT FRIDAY NIGHT GAME

- San Diego State returns home to face New Mexico on Friday night at Snapdragon Stadium. Kickoff for the Aztecs (3-5, 2-1 MW) and Lobos (3-6, 2-3 MW) is set for 7:30 p.m. PT.
- SDSU is coming off a 56-24 loss at No. 15/19 Boise State last Friday night. San Diego State spotted the Broncos 28 points before scoring on a Gabe Plascencia 27-yard field goal early in the second quarter.
- True freshman quarterback Danny O'Neil threw a pair of 30-yard touchdown passes in the fourth quarter to Jordan Napier and Mekhi Shaw.
- San Diego State was 6-for-6 on fourth down in the game, matching the most conversions in FBS play without a fail since 2007. Four of the six fourth down conversions came on one drive alone, ending with the Napier 30-yard touchdown on a fourth-and-5.
- Marquez Cooper rushed for 94 yards on just 16 attempts (5.9 avg.), while Napier had a game-high eight catches for 79 yards and a touchdown.
- Cooper is the active leader in FBS play in rushing yards (4,698), all-purpose yards (5,379) and rushing touchdowns (42), and third in rushing yards per game (94.0, min. 25 GP) and total touchdowns (42).
- Cooper, who has three straight 1,000-yard seasons (2023 at Ball State, and 2021-22 at Kent State under Sean Lewis), has rushed for 842 yards on the year in eight games (105.3 YPG) with nine touchdowns.
- The Aztecs are the only team in the country with only one player scoring a rushing touchdown.
- O'Neil, the first true freshman to start a season-opener in SDSU's Division I history (since 1969), is 123-for-204 for the year with 1,395 yards, eight touchdowns and just four interceptions.
- EDGE Trey White is off to a historic start to the season, on pace to challenge the FBS's record for the most sacks per game in a season (NCAA defensive stats go back to 2000). White is averaging 1.44 sacks per game, just behind the NCAA FBS record for most sacks per game in a season behind Arizona State's Terrell Suggs (1.71 in 2002), Louisville's Elvis Dumervil (1.67 in 2005) and Syracuse's Dwight Freeney (1.46 in 2001).
- White leads the country in sacks per game (1.44), tackles for loss per game (2.06), total tackles for loss (16.5) and total tackles for loss yards (94), and also ranks second in total sacks (11.5) and fifth in total sack yards (61).
- White is already tied for sixth in SDSU single-season history with 11.5 sacks along with current Kansas City Chief Cameron Thomas (11.5 in 2021), only trailing Mike Douglass (21.0 in 1976), Brett Faryniarz (13.0 in 1987), Andy Coviello (12.5 in 1991) and Kabeer Gbaja-Biamila (12.0 in 1997 and 1999).
- Earlier this month, White was added to the Bednarik Award Watch List for the most outstanding defensive player and was named to five midseason All-America teams.
- As a team, the Aztecs are fourth in the country with 3.63 sacks per game. White is averaging more sacks per game (1.44) than 17 other TEAMS.
- San Diego State started the season with a 1-3 record, its first 1-3 start since the 2015 campaign. That year, the Aztecs won their final 10 games of the year, including a 27-24 victory over Air Force in the Mountain West Championship game and a 42-7 win over Cincinnati in the Hawai'i Bowl.
- That was the first of back-to-back MW championships for the Aztecs, who have three in league history (2012, 2015 and 2016).

COMBINED FB & MBB WINNING PCT. / SINCE 2010

Below is a list of the highest combined football and men's basketball winning pct. (through Nov. 2)

Rk.	School	Pct.
1.	Ohio State	.727
2.	San Diego State	.724
3.	Oregon	.716
4.	Duke	.704
5.	Alabama	.693
6.	Wisconsin	.688
7.	Arizona	.685
8.	Kentucky	.683
9.	Michigan State	.681
10.	Cincinnati	.681

MOST RUSHING YARDS / FBS / ACTIVE

Rk.	Player, Current School	Yds.
1.	Marquez Cooper, SDSU	4,698
2.	Tahj Brooks, Texas Tech	4,099
3.	Devin Neal, Kansas	3,835
4.	Ashton Jeanty, Boise State	3,693
5.	Nate Noel, Missouri	3,577

* Cooper spent 2020-22 at Kent State and 2023 at Ball State

MOST SACKS PER GAME / FBS / SINCE 2000

Rk.	Player (School)	Year SPG
1.	Terrell Suggs (ASU)	2002 1.71
2.	Elvis Dumervil (L'ville)	2005 1.67
3.	Dwight Freeney (Syracuse)	2001 1.46
4.	Dan Bazuin (CMU)	2005 1.45
5.	Cade Hall (SJSU)	2020 1.43

Trey White (SDSU) 2024 1.44
* White has 11.5 sacks in eight games this season

SAN DIEGO STATE MEDIA AVAILABILITY: NEW MEXICO

3	SUN	4	MON	5	TUE	6	WED	7	THU	8	FRI	9	SAT
Closed Practice No media availability.		8:45-9:15 a.m. - Open Practice Open to media who cover SDSU on a regular basis (must contact athletic communications office). SDSU Media Luncheon 11:15 a.m. - Food arrives 11:15 a.m. - Coach Lewis 11:30 a.m. - Selected student-athletes Game Notes News Conference Video News Conference Quotes		FINAL MEDIA AVAILABILITY FOR THE WEEK 8:45-9:15 a.m. - Open Practice Open to media who cover SDSU on a regular basis (must contact athletic communications office). 11 a.m. - Post-practice availability requests (up to a max of two) due by 9 a.m.: - Assistant coaches - Student-athletes not at Monday's press conference		Closed Practice No media availability. Broadcast Flip Card		Closed Practice No media availability. 6 p.m. - The Sean Lewis Show live on San Diego Sports 760.		San Diego State vs. New Mexico, 7 p.m. PT on FS1 and San Diego Sports 760. Postgame News Conference - San Diego State's locker room is closed. Coach Lewis and selected players will be available after a cooling off period. Contact the athletic communications office for details. Live: Game Live: Stats Game Stats Postgame Notes Postgame Quotes News Conference Archive Highlights		No Practice No media availability.	

Items in red are sent out to the media distribution list and/or are available on that day at GoAztecs.com.

SDSU MEDIA RELATIONS

Phone: (619) 594-5547

Fax: (619) 582-6541

Overnight Address:

Aztec Athletics Center, Suite 3014
 5302 55th Street
 San Diego, CA 92182-4309

Website: GoAztecs.com

Public Twitter: GoAztecs

Game Notes Twitter: GoAztecsStats

Jamie McConeghy* | Senior Assoc. AD/Comm. & Media Relations

Office: (619) 594-3023 **Cell:** (607) 435-5577

E-Mail: jmcconeg@sdsu.edu

Collin Robinson* | Assistant Communication Director

Office: (619) 594-5548

E-Mail: c Robinson3@sdsu.edu

Richard Stern | Assistant AD - Communications

Office: (619) 594-5548

E-Mail: rstern@sdsu.edu

Ben Pearson | Assistant Communications Director

Office: (619) 594-2576

E-Mail: bpearson@sdsu.edu

Jim Solien | Assistant Media Relations Director

Office: (619) 594-2576

E-Mail: jsolien@sdsu.edu

Sam Meyers | Assistant Communications Director

Office: (619) 594-5242

E-Mail: scmeyers@sdsu.edu

Rachel Gonzales% | Media Relations Coordinator

Office: (619) 594-5547

E-Mail: regonzales@sdsu.edu

Andrew Burton | Coordinator of Multimedia Productions

Office: (619) 594-2428

E-Mail: aburton2@sdsu.edu

PRACTICE

All practices are closed to both the public and the media with the exception being the first 20 minutes of Tuesday and Wednesday's workouts (media only). Members of the media planning to attend Tuesday or Wednesday's practice will need to email the athletic communications office to be placed on a list to gain access to the practice fields.

Post-practice interview requests should be submitted to the San Diego State athletic communications office no later than 9 a.m. PT on the day of the potential interview. Other interview requests must be made at least 24 hours in advance.

MONDAY NEWS CONFERENCE

SDSU will hold its news conference on Monday's at 11:30 a.m. PT.

Contact the SDSU athletic communications office for more details.

A brief transcript of the weekly media luncheon will be posted on GoAztecs.com. Contact the athletic communications office for additional details.

THE SEAN LEWIS RADIO SHOW

This season, the Sean Lewis Show will air live weekly on Thursday evenings from 6-7 p.m. PT on San Diego Sports 760.

VIDEO FOOTAGE OF GAMES

Video highlights and interview footage will once again be available to the media for San Diego State road games (time permitting). For more information contact Jamie McConeghy at (619) 594-3023.

COLLEGE PRESS BOX.COM

CollegePressBox.com is the official media website for Mountain West football. Access and download weekly game notes, quotes, statistics, media guide headshots, logos and more for the conference and each of its 12 member schools throughout the season. Login information will be distributed by the conference office to accredited media or you can apply for a password by sending an email to password@collegepressbox.com.

* primary football contacts; % credential requests

- Friday marks the 45th meeting between New Mexico and San Diego State, with the Aztecs owning a 29-15 series advantage.
- SDSU has won the last nine games against New Mexico, which is tied for its longest active winning streak against any team. Ironically, San Diego State also has a nine-game winning streak against New Mexico State.
- The Aztecs started their winning streak against the Lobos with a 23-20 victory on Oct. 31, 2009. This was after SDSU lost eight consecutive games to UNM, including a 70-7 decision on Oct. 18, 2018 in Albuquerque.
- San Diego State has scored 30-plus points in four straight games in the series and in seven of the last nine meetings.
- The Aztecs own a 14-8 lifetime record against New Mexico in San Diego. SDSU has won its last four home games in the series, dating back to a 20-17 Lobo win on Oct. 31, 2009.
- Friday will be the first game between the two schools in San Diego since Nov. 24, 2017 when the Aztecs won, 35-10.
- Following Friday's game against the Lobos, SDSU travels to UNLV the following Saturday (Nov. 16).

PROGRAM AT A GLANCE

- SDSU's 72.4 combined winning percentage in football and men's basketball since the fall of 2010 only trails Ohio State (.727). Rounding out the top five are Oregon (.716), Duke (.704) and Alabama (.693).
- Since the start of the 2015 campaign, San Diego State ranks 20th in the country with a 64.8 winning percentage (min. 100 games played as an FBS school) (79-43).
- SDSU had five double-digit victory seasons from 2015-21. Only eight schools in the nation can say that - San Diego State, Alabama, Appalachian State, Clemson, Georgia, Notre Dame, Ohio State and Oklahoma.
- San Diego State posted 13 consecutive seasons with at least a .500 record until last year. That was tied for the sixth-longest streak nationally and was the longest streak among Pacific Time Zone teams.
- The Aztecs have played in 12 bowl games since 2010, tied for the 13th most in the country. The only teams with more bowl appearances since 2010 other than SDSU are Alabama, Boise State, Clemson, Georgia, LSU, Mississippi State, Notre Dame, Ohio State, Oklahoma, Oklahoma State, Oregon and Wisconsin.
- Since the start of the 2019 campaign, San Diego State is 28-16 in games decided by seven or more points.
- The Aztecs are 28-16 in their last 44 games decided by one score.
- San Diego State is 51-24 (.680) in its last 75 regular-season games against Mountain West opponents.
- SDSU's defensive rankings since 2014: 2nd in interceptions (161), T-6th in turnovers forced (234), 9th in total defense (325.9) and 9th in scoring (20.1)
- Since the start of the 2015 season, San Diego State has 14 kickoff returns for touchdowns, the most in the country over that span.
- The Aztecs also have five 100-yard kickoff return touchdowns since 2015, tied for the second most in the nation over that span.

MR. COOPER

San Diego State senior running back Marquez Cooper is making the most of his opportunity to be the featured back in the San Diego State offense.

- Cooper has three career 1,000-yard seasons, including 1,080 and 1,326 while at Kent State under Sean Lewis in 2021 and 2022, respectively, and 1,043 last year at Ball State.
- Cooper is the active leader in FBS play in rushing yards (4,698), all-purpose yards (5,379) and rushing touchdowns (42), and third

BEST FBS RECORD SINCE 2015

Below is a list of the highest winning percentages in the nation for FBS schools since the beginning of the 2015 season. (note: minimum 100 games played as an FBS school; through Nov. 2)













Rk.	Team	W	L	Pct.
1.	Alabama	121	14	.896
2.	Ohio State	108	15	.878
3.	Clemson	115	19	.858
4.	Georgia	111	20	.847
5.	Oklahoma	99	28	.780
6.	Michigan	94	29	.764
	Notre Dame	94	29	.764
8.	Appalachian State	92	34	.730
	Boise State	89	33	.730
10.	Penn State	88	34	.721
11.	LSU	88	35	.715
12.	Oregon	86	36	.705
13.	Iowa	87	37	.702
14.	Washington	84	36	.700
15.	Wisconsin	84	39	.683
16.	Memphis	85	40	.680
17.	Oklahoma State	85	41	.675
18.	Utah	81	40	.669
19.	Toledo	80	40	.667
20.	San Diego State	79	43	.648

CALIFORNIA FBS RECORDS SINCE 2015

Below is a look at the best records in the state of California since the beginning of the 2015 campaign (through Nov. 2). *BG* - indicates number of bowl games the team has participated in since 2015. *AP Rk.* - indicates current final team ranking in the Associated Press poll.

Rk.	Team	W	L	Pct.	BG	AP Rk.
1.	San Diego State	79	43	.648	7	-
2.	USC	74	46	.617	6	-
3.	Fresno State	67	52	.563	5	-
4.	Stanford	59	58	.504	4	-
5.	UCLA	56	59	.487	5	-
6.	California	53	59	.473	4	-
7.	San José State	49	66	.426	4	-

2024 SCHEDULE / RESULTS

Date	Opponent	Site	TV/Stream	Time/Result	Series	Notes
Aug. 31	 Texas A&M-Commerce Lions	San Diego, Calif. Snapdragon Stadium	truTV/MAX	W, 45-14	SDSU, 1-0	SDSU outscores TC, 42-8, in 2H in Lewis debut; Cooper: 223 yds., 2 TD; TR-Fr. O'Neil starts at QB
Sept. 7	 Oregon State Beavers	San Diego, Calif. Snapdragon Stadium	CBS Sports Network	L, 0-21	OSU, 5-2	SDSU outgained, 420-179 (237-72 on ground); Aztecs only get into OSU territory 2 of 12 drives
Sept. 14	 at (rv/rv) California Bears	Berkeley, Calif. California Memorial Stadium	ESPN	L, 10-31	CAL, 5-4	Game combines for 27 penalties for 233 yds; Tup.-Johnson: 156 yds., 1 TD, 2 INT in 1st start
Sept. 28	 at Central Michigan Chippewas	Mt. Pleasant, Mich. Kelly/Shorts Stadium	CBS Sports Network	L, 21-22	Series tied, 1-1	SDSU misses 2 FGs in 4th Q (33 and 28 yds.); Brown: 8 rec., 149 yds.; Wolfe: 3-40-2 (TD)
Oct. 5	 Hawai'i Rainbow Warriors	San Diego, Calif. Snapdragon Stadium	CBS Sports Network	W, 27-24	SDSU, 26-11-2	SDSU now 11-2 vs. UH since it joined the MW; White: 3 sacks, 4 TFL for 2nd straight game
Oct. 12	 at Wyoming Cowboys	Laramie, Wyo. War Memorial Stadium	CBS Sports Network	W, 27-24	SDSU, 20-19	SDSU: 85 INT return yds, inc. 43-yd Butler TD; Plascencia: 2-2 FGs, including GW w/7:35 left
Oct. 26	 (rv/rv) Washington State Cougars	San Diego, Calif. Snapdragon Stadium	CBS Sports Network	L, 26-29	WSU, 2-1	WSU scores final 15 pts. after SDSU led, 26-12; SH 284 passing yds for Aztecs (4 diff. passers)
Nov. 1	 at (15/19) Boise State Broncos	Boise, Idaho Snapdragon Stadium	Albertsons Stadium	L, 24-56	BS, 6-4	Aztecs trailed, 28-0, early; Outgained, 541-256; SDSU goes 6-for-6 on fourth down
Nov. 8	 New Mexico Lobos	San Diego, Calif. Snapdragon Stadium	FS1	7:30 p.m. PT	SDSU, 29-15	Aztecs have won nine straight in series; Last loss was Oct. 18, 2008 in Albuquerque
Nov. 16	 at UNLV Rebels	Las Vegas, Nev. Allegiant Stadium	CBS Sports Network	7:30 p.m. PT	SDSU, 22-10	SDSU has won 4 straight in series & 8 of last 9; UNLV made MW championship for 1st time in '23
Nov. 23	 at Utah State Aggies	Logan, Utah Maverik Stadium	CBS Sports Network	1:30 p.m. MT	SDSU, 13-4	SDSU lost, 32-24, in double-overtime in 2023; Aztecs are 5-0 all-time at Utah State
Nov. 30	 Air Force Falcons	San Diego, Calif. Snapdragon Stadium	Fox Sports Networks	TBA	Air Force, 21-18	SDSU won 9 of last 11, but AFA has won last 2; Aztecs have won 5 of last 6 meetings at home

RUSHING YARDS / ALL-TIME[^] / FBS

Rk.	Player, Team	Years	Yards
1.	Donnel Pumphrey, San Diego State	2013-16	6,405
29.	Kareem Hunt, Toledo	2013-16	4,945
30.	Michael Turner, Northern Illinois	2000-03	4,941
31.	Ray Rice, Rutgers	2005-07	4,926
32.	Melvin Gordon, Wisconsin	2011-14	4,915
39.	Nick Chubb, Georgia	2014-17	4,769
41.	Marquez Cooper, San Diego State*	2020-24	4,698

[^] According to SportsReference.com; * Cooper spent 2020-22 at Kent State and 2023 at Ball State

RUSHING YARDS / ACTIVE / FBS

Rk.	Player, Team	Years	Yards
1.	Marquez Cooper, San Diego State*	2020-24	4,698
2.	Tahj Brooks, Texas Tech	2020-24	4,099
3.	Devin Neal, Kansas	2021-24	3,835
4.	Ashton Jeanty, Boise State	2002-24	3,693
5.	Nate Noel, Missouri	2020-24	3,577

* Cooper spent 2020-22 at Kent State and 2023 at Ball State

ALL-PURPOSE YARDS / ACTIVE / FBS

Rk.	Player, Team	Years	Yards
1.	Marquez Cooper, San Diego State*	2020-24	5,379
2.	Brennan Presley, Oklahoma State	2020-24	4,970
3.	Ashton Jeanty, Boise State	2022-24	4,520
4.	Tahj Brooks, Texas Tech	2020-24	4,517
5.	Woody Marks, USC	2020-24	4,477

* Cooper spent 2020-22 at Kent State and 2023 at Ball State

RUSHING TOUCHDOWNS / ACTIVE / FBS

Rk.	Player, Team	Years	TDs
1.	Marquez Cooper, San Diego State*	2020-24	42
2.	Devin Neal, Kansas	2021-24	41
3.	Ashton Jeanty, Boise State	2022-24	41
4.	Tahj Brooks, Texas Tech	2020-24	38
5.	Two tied at		37

* Cooper spent 2020-22 at Kent State and 2023 at Ball State

RUSHING YARDS PER GAME / ACTIVE / FBS

Rk.	Player, Team	Years	YPG [^]
1.	Ashton Jeanty, Boise State	2022-24	108.6
2.	Quinshon Judkins, Ohio State	2022-24	98.2
3.	Marquez Cooper, San Diego State*	2020-24	94.0
4.	Harrison Waylee, Wyoming	2020-24	92.3
5.	RJ Harvey, UCF	2020-24	89.9

* Cooper spent 2020-22 at Kent State and 2023 at Ball State; [^] min. 25 GP

RUSHING YARDS PER GAME / 2024 / FBS

Rk.	Player, Team	G	YPG
1.	Ashton Jeanty, Boise State	8	190.6
2.	Kaleb Johnson, Iowa	9	142.1
3.	RJ Harvey, UCF	9	133.4
4.	Omarion Hampton, North Carolina	9	130.9
5.	Tahj Brooks, Texas Tech	8	130.9
6.	Bryson Daily, Army West Point	7	129.9
7.	Cam Skattebo, Arizona State	8	125.1
8.	Dylan Sampson, Tennessee	8	122.5
9.	Bhayshul Tuten, Virginia Tech	8	118.9
10.	Mahki Hughes, Tulane	9	117.3

15.	Marquez Cooper, San Diego State	8	105.3



Cooper

in rushing yards per game (94.0, min. 25 GP) and total touchdowns (42). <<< See Marquez Cooper rankings on the pg. 4.

■ Cooper's 4,698 rushing yards would rank second in SDSU program history, just ahead of Rashaad Penny (3,656 from 2014-17) and Marshall Faulk (4,589 from 1991-93), only behind the NCAA's all-time leading rusher Donnel Pumphrey (6,405 from 2013-16).


■ Cooper has 20 career 100-yard rushing games, including 13 at Kent State (five in 2022, seven in 2021 and one in 2020), four at Ball State last year and three this season in eight games at San Diego State.

■ This season, Cooper ranks fourth in FBS in rush attempts per game (23.13, 2nd in MW), fifth in total rush attempts (185, 2nd in MW), sixth in total all-purpose plays (196, 2nd in MW), 15th in rushing yards per game (105.25, 2nd in MW), 20th in rushing yards (842, 2nd in MW) and tied for 27th in rushing touchdowns (9, 3rd in MW). Cooper is also fourth in the league in all-purpose yards per game (114.13, T-37th in FBS) and total all-purpose yards (913, T-39th in FBS), fifth in total touchdowns (9, T-36th in FBS) and eighth in points per game (6.75).

■ Cooper rushed for 223 yards in the opener vs. Texas A&M-Commerce on Aug. 31, the first 200-yard game by an Aztec since Rashaad Penny had 221 vs. Army West Point in the 2017 Armed Forces Bowl on Dec. 23 and the most by an Aztec since Penny had a career-high 234 at San Jose State on Nov. 4, 2017. Cooper became the 84th different Aztec with a 100-yard rushing game. It was the 17th time in SDSU's Division I history that an Aztec broke 100 rushing yards in a season opener and only trailed David Turner's 239 yards in the 1976 opener vs. Arkansas State. Cooper's 223 yards were also Snapdragon Stadium record and the sixth most in a FBS game this season. Cooper had his second 100-yard game of the season at Central Michigan on Sept. 28, rushing for 111 yards on 34 carries.

■ Cooper had his second 100-yard game of the season at Central Michigan on Sept. 28, rushing for 111 yards and two touchdowns on 34 carries and his third the following week vs. Hawai'i on Oct. 5, running for 109 yards and two touchdowns on 30 attempts.

■ Cooper had his third 100-yard game the following week vs. Hawai'i on Oct. 5, running for 109 yards and two touchdowns on 30 attempts.



White

HOMETOWN HERO

San Diego State sophomore Trey White is making the most of his move from linebacker to the new EDGE position in Eric Schmidt's 4-2-5 defense. White, who prepped at nearby Eastlake High School in Chula Vista, was named a captain by his teammates in late-August, along with Tano Letuli the first Aztec underclassmen to be named captains since current Minnesota Vikings head coach Kevin O'Connell (O'Connell was a four-time team captain from 2004-07).

Below are some notes on White's season so far.

■ White has totaled 37 tackles (28 solo), including 16.5 tackles for a loss of 94 yards and 11.5 sacks for 61 yards, while adding a forced fumble and two pass breakups.

■ White is off to a historic start to the season, on pace to challenge the FBS's record for the most sacks per game in a season (NCAA defensive stats go back to 2000). White is averaging 1.44 sacks per game, just behind the NCAA FBS record for most sacks per game in a season behind Arizona State's Terrell Suggs (1.71 in 2002), Louisville's Elvis Dumervil (1.67 in 2005) and Syracuse's Dwight Freeney (1.46 in 2001).

■ White is averaging more sacks per game (1.44) than 17 other TEAMS.

■ White leads the country in sacks per game (1.44), tackles for loss per game (2.06), total tackles for loss (16.5) and total tackles for loss yards (94), and also ranks second in total sacks (11.5) and fifth in total sack yards (61).

■ According to Pro Football Focus, White ranks in a tie for 14th in the country in quarterback pressures (33) and tied for seventh among players with eight games played or fewer.

■ White's 74.1 pass rush grade is second in the MW and ninth in the country among edges (min. 230 pass rush snaps).

■ White is already tied for sixth in SDSU single-season history with 11.5 sacks along with current Kansas City Chief Cameron Thomas (11.5 in 2021), only trailing Mike Douglass (21.0 in 1976), Brett Faryniarz (13.0 in 1987), Andy Coviello (12.5 in 1991) and Kabeer Gbaja-Biamila (12.0 in 1997 and 1999).

■ White logged three sacks and four tackles for loss at Central Michigan on Sept. 28. He was the first Aztec with four TFLs in a game since Jay Henderson had four vs. Northern Illinois on Sept. 30, 2017.

■ White followed with another three sacks and four tackles for loss once again vs. Hawai'i on Oct. 5 en route to being named the Mountain West Defensive Player of the Week on Oct. 7 for the first time of his career. According to Pro Football Focus, White's eight quarterback pressures were tied for the second most in the country that week, while his five quarterback hurries were tied for seventh.

■ White was recently named to the midseason Bednarik Award Watch List for the most outstanding defensive player. He also is a first-team midseason All-America selection by Associated Press and College Football Network, and a second-team pick by The Athletic, Athlon Sports and Sporting News.

:: WHITE'S NCAA FBS RANKINGS

Stat	No.	Rank	No. 2
Sacks Per Game	1.44	1st	1.33
Tackles for Loss	16.5	1st	14.5
Tackles for Loss PG	2.06	1st	1.81
Total TFL Yards	94	1st	89
Sacks	11.5	2nd	--
Total Sack Yards	61	5th	--

:: MOST SACKS / SDSU SINGLE-SEASON HISTORY

Rk.	Team, Year	No.
1.	Mike Douglass, 1976	21.0
2.	Brett Faryniarz, 1987	13.0
3.	Andy Coviello, 1991	12.5
4.	Kabeer Gbaja-Biamila, 1999	12.0
	Kabeer Gbaja-Biamila, 1997	12.0
6.	Trey White, 2024	11.5
	Cameron Thomas, 2021	11.5



IN RAREFIED AIR

San Diego State true freshman quarterback Danny O'Neil has burst on the scene after joining the Aztecs in January for the spring semester. The Indianapolis native followed SDSU head coach Sean Lewis to The Mesa and was named the team's starting quarterback after practice on Aug. 19.

Below are some notes on O'Neil.

- O'Neil became the first true freshman quarterback in SDSU's Division I era (since 1969) to earn a start in a season-opener when he started against Texas A&M-Commerce on Aug. 31.
- He was the third true freshman quarterback in San Diego State's DI era to earn a start and is the second to pick up a win in his first start (also Spencer Brinton on Oct. 25, 1997 - SDSU 10, Hawai'i 3).
- The Aztecs scored 45 points in his first career start. In SDSU's two previous games that it started a true freshman quarterback for the first time, San Diego State combined for 23 points (10 vs. Hawai'i on Oct. 25, 1997 and 13 at Fresno State on Oct. 3, 2014).
- O'Neil was one of only two true freshmen in the country to start in the opening weekend (also Nebraska's Dylan Raiola).
- In the second half of the Texas A&M-Commerce game, O'Neil was 11-for-12 for 130 yards and two touchdowns for a 237.67 pass efficiency rating.
- O'Neil's first interception came in his fifth game of the season (sixth for SDSU) and 128th pass attempt at Wyoming on Oct. 12. His 127 passes without an interception only trailed Eastern Michigan's Cole Snyder (145) and USF's Byrum Brown (132) at the time.
- Among the Mountain West, O'Neil ranks fifth in pass attempts per game (29.13, T-51st in FBS), sixth in completions per game (17.57, 56th in FBS), seventh in passing yards per game (199.28, 75th in FBS) and completion percentage (60.29), eighth in pass efficiency rating (126.75) and yards per completion (11.34), ninth in total pass attempts (204, T-75th in FBS), passing touchdowns (8), passing yards (1,395), total offense per game (199.25) and total pass completions (123), and 10th in yards per attempt (6.84) and total offensive plays (241).
- O'Neil was named the Mountain West Freshman of the Week on Oct. 7 for his play against Hawai'i. O'Neil led the Aztecs to a 27-24 come-from-behind win over Hawai'i, completing his first 10 pass attempts and a career-high 24 for the game, going 24-for-33 for 224 yards, a touchdown and no turnovers. SDSU scored on five of its 10 drives, including three touchdowns and two field goals.
- O'Neil was named the Mountain West Freshman of the Week for a second straight week on Oct. 14 for his play at Wyoming, becoming the first Aztec to earn back-to-back weekly conference honors since Matt Araiza received consecutive special teams weekly awards Oct. 18-25, 2021. O'Neil was 16-of-27 for a season and career-high 254 yards leading the Aztecs to their second consecutive fourth quarter comeback victory at Wyoming and a 2-0 mark in conference play. In the fourth quarter alone, he was 4-of-7 for 127 yards leading back-to-back scoring drives, including a 27-yard touchdown pass and the game-winning field goal. According to Pro Football Focus, his 86.4 passing grade ranked sixth best in FBS during week seven (min. 30 drop backs).



BIDDING HIS TIME

San Diego State junior cornerback Chris Johnson is in the midst of a fantastic junior season. Johnson, who entered the season with 24 games played and no starts while working behind the plethora of veteran Aztec cornerbacks, has 40 tackles (31 solo) through eight games so far in 2024 with eight starts. He also has three forced fumbles, four pass breakups and an interception returned for 42 yards.

Below are some notes on Johnson's 2024.

- Johnson is tied for seventh in FBS in the FBS in both forced fumbles (3, T-1st in MW) and forced fumbles per game (0.38, T-1st in MW). The three forced fumbles are already tied for the 13th most in SDSU single-season history.
- According to Pro Football Focus, Johnson ranks third in the Mountain West among cornerbacks with a 77.4 defensive grade (min. 500 snaps) and ninth in FBS.



CONTINUING THE AZTEC PUNTING LEGACY

Aztec senior Tyler Pastula has continued the excellence of the punting position at San Diego State. Pastula, in his first and final season at SDSU after spending last year punting at FCS power Albany and previously playing for FCS's Delaware, replaced two-time all-conference and the 2022 Mountain West Special Teams Player of the Year Jack Browning. Before Browning, the 2021 Ray Guy Award winner Matt Araiza punted for the Aztecs.

So far this season, Pastula has punted 41 times for 1,870 yards, averaging 45.6 yards per punt with 11 going for 50-plus yards and 13 inside the 20.

- Tyler Pastula is currently averaging 45.61 yards per punt, which would rank fourth in SDSU single-season history.

■ Pastula ranks first in the Mountain West in punt yards per game (233.75, 10th in FBS), second in punt average (45.61, 13th in FBS), total punts per game (5.13, T-13th in FBS), total punt yards (1,870, 14th in FBS) and total punts (41, T-23rd in FBS), fourth in net punt average (41.32, 34th in FBS) and tied for fourth in punts inside the 20-yard line (13, T-35th in FBS).

- Pastula punted seven times for 340 yards against Oregon State on Sept. 7. The 48.6 average was a then career-high mark (min. 4 punts) and the 11th-highest average in the country this year (min. 7 punts).

LONGEST PUNTS IN 2024 / FBS

Rk.	Player	Team	Date	Opponent	Length
1.	Tyler Pastula	San Diego State	Nov. 1	at Boise State	79
	Palmer Williams	Baylor	Sept. 7	at Utah	79
3.	Will Karoll	Tulane	Sept. 14	at Oklahoma	78
4.	Tyler Pastula	San Diego State	Oct. 12	at Wyoming	75
	Aaron Rodriguez	New Mexico	Nov. 2	Wyoming	75
	Kai Kroeger	South Carolina	Sept. 21	Akron	75

NEW MEXICO (3-6, 2-3 MW)

Aug. 24	Montana State	L, 31-35
Aug. 31	at Arizona	L, 39-61
Sept. 14	at Auburn	L, 19-45
Sept. 21	Fresno State*	L, 21-38
Sept. 28	at New Mexico State	W, 50-40
Oct. 12	Air Force*	W, 52-37
Oct. 19	at Utah State*	W, 50-40
Oct. 26	at Colorado State*	L, 6-17
Nov. 2	Wyoming*	L, 45-49
Nov. 8	at San Diego State*	7:30 p.m. PT
Nov. 16	Washington State	TBA
Nov. 30	at Hawai'i*	6 p.m. HT

TEAM COMPARISON (2024)

(National rankings (out of 133 in parentheses; through Nov. 2)

Category	San Diego State	New Mexico
Record	3-5	3-6
Conference	2-1	2-3

Scoring Offense	22.50 (106)	34.78 (26)
Scoring Defense	27.63 (88)	40.78 (131)

Scoring Differential^	-10.29 (109)	-6.29 (96)
-----------------------	--------------	------------

^ ranking and numbers only include only vs. FBS schools

Rushing Offense	123.25 (106)	230.89 (8)
Passing Offense	206.25 (84)	249.22 (50)
Total Offense	329.50 (115)	480.11 (7)
Passing Efficiency	125.56 (101)	121.75 (109)
Rushing Defense	167.00 (95)	237.22 (130)
Passing Defense	229.75 (85)	255.11 (11)
Total Defense	396.75 (99)	492.33 (130)
Passing Eff. Defense	135.32 (75)	161.72 (127)

Net Punting	40.43 (42)	34.79 (130)
Punt Returns	6.00 (92)	10.43 (43)
Kickoff Returns	18.47 (95)	20.33 (58)
Punt Return Def.	4.67 (31)	14.36 (122)
Kick Return Def.	16.07 (14)	24.67 (120)

Interceptions Thrown	6 (45)	3 (117)
Fumbles Lost	1 (2)	6 (92)
Passes Intercepted	6 (75)	12 (126)
Fumbles Recovered	4 (60)	7 (14)
Turnovers Lost	7 (15)	18 (124)
Turnovers Gained	10 (81)	10 (81)
Turnover Margin	+0.38 (40)	-0.89 (118)

Sacks	3.63 (4)	0.89 (130)
Tackles for Loss	6.63 (28)	3.89 (121)
Sacks Allowed	2.50 (98)	0.56 (4)
TFL Allowed	7.50 (124)	2.78 (3)

First Downs Off.	135 (126)	220 (5)
First Downs Def.	186 (111)	214 (129)
3rd Down Conv. %	31.30 (121)	44.25 (37)
4th Down Conv. %	63.64 (35)	71.43 (17)
3D Conv. % Def.	45.00 (115)	48.74 (129)
4D Conv. % Def.	60.00 (88)	61.11 (93)

Fewest Penalties	9.25 (128)	10.00 (133)
Fewest Penalty Yds.	84.50 (130)	83.22 (129)

Red Zone Offense	78.26 (110)	92.11 (20)
Red Zone Defense	96.15 (126)	97.15 (130)

Time of Possession	25:57 (128)	29:07 (91)
--------------------	-------------	------------

SDSU IN THE RANKINGS (2024)

Category	Pct./No.	NCAA	MW
Rushing Offense	123.25	106	9
Passing Offense	206.25	84	7
Total Offense	329.50	115	11
Scoring Offense	22.50	106	9
Passing Efficiency	125.56	101	8
Rushing Defense	167.00	95	8
Passing Defense	229.75	85	6
Total Defense	396.75	99	8
Scoring Defense	27.63	88	8
Passing Efficiency Defense	135.32	75	5
Net Punting	40.43	42	3
Kickoff Returns	18.47	95	7
Punt Returns	6.00	92	10
Kickoff Return Yardage Def.	18.47	14	2
Punt Return Yardage Def.	4.67	31	3
Interceptions Thrown	6	45	3
Fumbles Lost	1	2	1
Passes Intercepted	6	75	7
Fumbles Recovered	4	60	6
Turnovers Lost	7	15	3
Turnovers Gained	10	81	5
Turnover Margin	+0.38	40	4
Sacks	3.63	4	2
Tackles for Loss	6.63	28	3
Sacks Allowed	2.50	98	11
Tackles for Loss Allowed	7.50	124	12
First Downs	135	126	11
Opponent First Downs	186	111	7
3rd Down Conversion Pct.	31.30	121	12
4th Down Conversion Pct.	63.64	35	5
3rd Down Defense	45.00	115	8
4th Down Defense	60.00	88	3
Fewest Penalties	9.25	132	11
Fewest Yards Penalized	84.50	130	12
Red Zone Offense	78.26	110	12
Red Zone Defense	96.15	126	10
Time of Possession	25:57	128	12
Field Goal Percentage	75.00	75	4
PAT Percentage	95.00	107	12
Winning Percentage	37.50	99	7

Red indicates top 25 in FBS or Mountain West leader

MOST STARTS / CONSECUTIVE STARTS

Most Starts	Starts
Tyler Pastula, P	53
Marquez Cooper, RB	49
Ryan Wintermeyer, LS	47
Nate Bennett, WR	39
Nate Williams, OL	35

Consecutive Starts	Streak
Tyler Pastula, P	53
Ryan Wintermeyer, LS	47
Marquez Cooper, RB	40
Nate Williams, OL	32
Bryce Phillips, CB	30

- Pastula had a career-long 79-yard punt at Boise State on Nov. 1. It is tied for the longest punt in a FBS game this season and tied for the sixth longest in program history.
- Against Boise State on Nov. 1, Pastula punted four times for a 50.2 average, which was a career high (min. 4 punts). Off his four punts, the Broncos' average starting field position was their own 17-yard line (17.75).
- Pastula has two of the six longest punts in FBS play this season (79-yarder at Boise State on Nov. 1 and a 75-yarder at Wyoming on Oct. 12).

TRENDING

Searching for the formula to a San Diego State victory? Look no further.

OFFENSIVE KEYS

- San Diego State is 57-2 the last 59 times it has rushed for 200 yards. The Aztecs surpassed 200 in the opener against Texas A&M-Commerce.
- The Aztecs are 88-24 since 2011 when committing one turnover or less, something SDSU has done in 49 of its last 68 games.
- SDSU has an advantage in time of possession in 39 of the last 69 games. Since 2011, the Aztecs are 36-8 when possessing the football for at least 35 minutes.

DEFENSIVE KEYS

- The Aztecs are 72-5 since 2011 when holding the opposition to 17 points or less. SDSU has held 29 of its last 64 opponents to 17 points or less.
- San Diego State has won 25 of its last 30 games when forcing at least two turnovers (SDSU's 17-game winning streak came to an end on Sept. 3, 2022 vs. Arizona) and 34 straight games when forcing at least three turnovers (1-0 this season).
- San Diego State is 77-6 in its Division I history when owning at least a plus-3 turnover advantage, something it did in the opener on Aug. 31 vs. Texas A&M-Commerce.
- The Aztecs are 34-10 since 2011 when allowing less than 150 passing yards.
- San Diego State is 62-9 the last 71 times it has held the opposition to a 33.3 percent or less mark on third down.
- Since 2009, San Diego State's record broken down by opponent passing efficiency: less than 110: 70-11; between 110-150: 46-31; greater than 150: 8-33.
- Since the start of the 2015 campaign, SDSU is 48-5 when holding its opponent to a passing efficiency rating of below 110.

SPECIAL TEAMS / OVERALL TRENDS

- San Diego State is 20-3 since 2020 when winning the turnover battle and 53-5 since 2020. The Aztecs have won 22 of their last 25 games (22-3) when winning the turnover battle.
- San Diego State is 36-11 the last 47 times it has an advantage in field position.
- Since the start of the 2015 season, San Diego State has 14 kickoff returns for touchdowns, the most in FBS play over that time. To put that stat into perspective, seven other teams have played at least 100 games over that span and do not have a single kick return touchdown.
- Since the start of the 2020 season, San Diego State has 18 non-offensive touchdowns, tied with Alabama, Houston, Middle Tennessee, Ohio State and Tulane for the fifth most in the country over that span, trailing only Pittsburgh (23), Notre Dame (21), Iowa (19) and Kentucky (19).
- The Aztecs have 14 non-offensive touchdowns since the start of the 2021 season. Only eight schools have more non-offensive touchdowns over that span, including Pittsburgh (21), Notre Dame (18), Iowa (16), Kentucky (16), Middle Tennessee (16), Ohio State (15), SMU (15) and Tulane (15). Over that span, SDSU has five interception returns for touchdowns, four blocked punt returns for touchdowns, two kickoff returns for a touchdown, two fumble recoveries for a touchdown and one punt return for a touchdown.
- SDSU has won 38 of its last 42 games leading after three quarters (30-game winning streak was snapped at Fresno State on Oct. 29, 2022).



Lewis

SEASON SET-UP

■ One of the most innovative minds in college football over the past decade, Sean Lewis was named the 19th head coach in the history of the San Diego State football program, as announced on Nov. 29, 2023. Lewis, 38, brings an extensive résumé to The Mesa, serving as head coach at Kent State from 2018-22 before spending the 2023 campaign as offensive coordinator/quarterbacks coach at Colorado under head coach Deion Sanders. He has also witnessed great success as a coordinator/assistant coach in stops at Syracuse (2016-17), Bowling Green (2014-15) and Eastern Illinois (2012-13).

- Last season at Colorado, the Buffaloes were ranked sixth in the country in passing yards per game (330.0) and 39th in scoring (32.1) with Lewis calling the plays. When Lewis

:: FEWEST PLAYERS IN FINAL YEAR OF ELIGIBILITY / FBS

Rk.	Team	No.
1.	Illinois	12
	Troy	12
3.	Iowa State	14
	San Jose State	14
5.	San Diego State	15

:: FEWEST PLAYERS IN FINAL YEAR OF ELIGIBILITY WHO BEGAN CAREER AT CURRENT SCHOOL / FBS

Rk.	Team	No.
1.	San Diego State	0
	Troy	0
3.	Colorado	1
4.	Arizona State	3
	Old Dominion	3
6.	Six tied at	4

stopped calling plays, Colorado dropped to 59th in passing (224.0) and 100th in scoring (20.3).

- In 2021, Kent State set program records in plays (1,052), yards (6,907), first downs (364), rushing yards (3,482) and passing yards (3,425). Additionally, the Golden Flashes ranked third in the country that year in rushing (248.6) and first downs (364), fourth in total offense (495.2) and 30th in scoring (33.0).
- In the COVID-shortened 2020 season, Kent State led the country in scoring (49.8) and total offense (606.5), ranked second in in pass efficiency rating (191.2) and third down conversion percentage (56.1), third in rushing (283.0) and fourth down conversion percentage (87.5), and 10th in passing (323.5).
- While at Syracuse, his 2016 offense set or tied 40 program records, including passing yards (3,855), while the 5,290 yards were the second most in school history.
- Lewis also had the fourth-ranked offense (546.8) at Bowling Green in 2015 and the sixth-ranked scoring offense (42.2).
- The Aztecs have posted a .500 or better overall record and a winning record in Mountain West action in 13 of the past 14 seasons, only failing to do so last year (4-8 overall, 2-6 in MW).
- San Diego State once again plays one of the toughest schedules in the country with seven of its 11 FBS games against teams that made a bowl game in 2023 and three against former Pac-12 teams (hosting Oregon State on Sept. 7, at California on Sept. 14 and hosting Washington State on Oct. 26).
- SDSU returns only two all-Mountain West players from a year ago in Mekhi Shaw (honorable mention at both wide receiver and punt returner) and Kenan Christon (honorable mention at kick returner).
- Gone from San Diego State are second-team honorees TE Mark Redman, OL Cade Bennett, CB Noah Tumblin and P Jack Browning, including the latter two which are vying for spots in NFL camps. Other all-conference performers gone from SDSU are QB Jalen Mayden, LB Zyrrus Fiasseu and CB Dez Malone. In all, 18 starters are gone from the 2023 squad.
- Joining first-year head coach Sean Lewis are 55 total newcomers (combining scholarships and walk-ons).
- The Aztecs do not have a single player in his final year of eligibility who began his career at San Diego State. SDSU and Troy are the only teams in the country without a player in his final year of eligibility who began his career at his current school (see chart page 3).
- Overall, the Aztecs have 15 players in their final year of eligibility, which is the fifth fewest in the country. Only Illinois (12), Troy (12), Iowa State (14) and San Jose State (14) have fewer (see chart on page 3).
- Additionally, SDSU returns only 54 players from a year ago, which ranks as the fourth fewest in the country.
- San Diego State has 44 scholarship newcomers, the sixth most in the nation. The 40 scholarship returnees are tied for the sixth fewest in the country.
- Lewis has brought along an impressive coaching staff to The Mesa, including six full-time coaches with previous coordinator experience. Three assistant coaches on the Aztec offensive staff have previous offensive coordinator experience, including pass game coordinator Laneer Sampson (2023 co-offensive coordinator/2022 pass game coordinator at Austin Peay), run game coordinator Mike Schmidt (2023 run game coordinator at Mississippi State, 2022 run game coordinator at Syracuse) and quarterbacks coach Matt Johnson (2023 offensive coordinator at Kent State). Additionally, senior offensive analyst Ryan Lindley was SDSU's offensive coordinator last season.
- Defensively, Eric Schmidt is in his first season as SDSU's defensive coordinator. Schmidt previously spent two seasons at Washington as its special teams coordinator and coach of the EDGE position on defense. Defensive edges coach Rob Aurich (2022-23 defensive coordinator at Idaho, 2018-21 special teams coordinator at South Dakota, 2015-17 defensive coordinator at Bemidji State) also has previous coordinator experience.
- Finally, associate head coach Zac Barton is in his first season as SDSU's special teams coordinator after spending last season at Kansas, where he served as the Jayhawks' special teams analyst. Prior to Kansas, Barton coached the special teams at Kent State from 2018-22 under Lewis.

BULLET NOTES - OFFENSE

- Sean Lewis is in his first season at San Diego State. One of the most innovative minds in college football over the past decade, Lewis was named the 19th head coach in the history of the San Diego State football program on Nov. 29, 2023. Lewis, 38, brings an extensive résumé to The Mesa, serving as head coach at Kent State from 2018-22 before spending the 2023 campaign as offensive coordinator/quarterbacks coach at Colorado under head coach Deion Sanders. He has also witnessed great success as a coordinator/assistant coach in stops at Syracuse (2016-17), Bowling Green (2014-15) and Eastern Illinois (2012-13). Colorado ranked sixth in the country in passing offense (330.0) last season when Lewis was calling plays and 39th in scoring (32.1). In 2021, Kent State set program records in plays (1,052), yards (6,907), first downs (364), rushing yards (3,482) and passing yards (3,425). In 2020, Kent State ranked first in scoring (49.8) and total offense (606.5), second in pass efficiency rating (191.2) and third down conversion percentage (56.1), third in rushing (283.0) and fourth down conversion percentage (87.5), and 10th in passing (323.5).

■ MOST SCHOLARSHIP NEWCOMERS / FBS

Rk.	Team	No.
1.	North Texas	54
2.	Colorado	49
3.	Arizona State	49
	Indiana	49
	Troy	49
6.	San Diego State	44

■ FEWEST SCHOLARSHIP PLAYERS RETURNING / FBS

Rk.	Team	No.
1.	Colorado	31
	North Texas	31
3.	Arizona State	38
	Indiana	38
	Troy	38
5.	San Diego State	40
	Temple	40

■ FEWEST RETURNING PLAYERS / FBS

Rk.	Team	No.
1.	North Texas	46
2.	Colorado	51
3.	San Jose State	53
4.	San Diego State	54
5.	Arizona State	58
	Middle Tennessee	58
	Old Dominion	58
	Temple	58

SDSU INDIVIDUAL RANKINGS (2024)

(Current players only; Top 75 NCAA; Top 10 MW)

Player	Category	Pct./No.	NCAA Rk.	MW Rk.
Brady Anderson	Fumb. Rec.	1	T-49	T-3
Louis Brown IV	Yds. per Rec.	16.48	72	4
Eric Butler	INT TD	1	T-4	T-1
Krishna Clay	Fumb. Rec.	1	T-49	T-3
JD Coffey III	INT TD	1	T-4	T-1
	INT Yds.	45	--	10
Marquez Cooper	Rush Att. PG	23.13	4	2
	Total Rush Att.	185	5	2
	Total AP Plays	196	6	2
	Rushing YPG	105.25	15	2
	Rushing Yds.	842	20	2
	Rushing TDs	9	T-27	3
	Total TDs	9	T-36	5
	AP PG	114.13	T-37	4
	Total AP Yds.	913	T-39	4
	Points PG	6.75	--	8
Chris Johnson	FF PG	0.38	T-7	T-1
	Total FF	3	T-7	T-1
Tano Letuli	Fumb. Rec.	1	T-49	T-3
Marlem Louis	Total Sacks	3.5	--	T-10
Jordan Napier	Receiving TDs	4	T-72	T-7
	Total PR PG	0.38	--	T-10
Danny O'Neil	Pass Att. PG	29.13	T-51	5
	Comp. PG	17.57	56	6
	Passing YPG	199.28	75	7
	Total Pass Att.	204	T-75	9
	Comp. Pct.	60.29	--	7
	Pass Eff. Rat.	126.75	--	8
	Yds. per Comp.	11.34	--	8
	Passing TDs	8	--	9
	Passing Yds.	1,395	--	9
	Total Off. PG	199.25	--	9
	Total Pass Comp.	123	--	9
	Yds. per Att.	6.84	--	10
	Total Off. Plays	241	--	10
Tyler Pastula	Punt YPG	233.75	10	1
	Punt Avg.	45.61	13	2
	Total Punts PG	5.13	T-13	2
	Total Punt Yds.	1,870	14	2
	Total Punts	41	T-23	2
	Net Punt Avg.	41.32	34	4
	Punts I20	13	T-35	T-4
Bryce Phillips	INT Yds.	68	T-47	5
Gabe Plascencia	FG Pct.	88.89	T-23	2
	FGM PG	1.14	T-57	6
	FGA PG	1.33	--	T-6
	KO Avg.	59.91	--	7
	Total FGM	8	--	T-7
	KO TB Pct.	43.75	--	8
	Total FGA	9	--	9
	Total KO	32	--	10
	Total KO Yds.	1,917	--	10
	Total KO TB	14	--	T-10
Ja'Shaun Poke	KR Avg.	19.40	42	4
	Total KR PG	1.25	T-42	T-3
	Total KR	10	T-48	T-5
	Total KR YPG	24.25	65	5
	Total KR Yds.	194	T-68	6
	Comb. Ret. Yds.	194	--	6
	Receptions PG	4.56	--	8
Mekhi Shaw	Total PR PG	1.23	T-53	4
	Total PR	9	T-63	T-4
	Total PR YPG	6.75	--	T-8
	Total PR Yds.	54	--	T-9
Trey White	Sacks PG	1.44	1	1
	TFL PG	2.06	1	1
	Total TFL	16.5	1	1
	Total TFL Yds.	94	1	1
	Total Sacks	11.5	2	1
	Total Sack Yds.	61	5	1
Jelani Whitmore	Fumb. Rec.	1	T-49	T-3

Red indicates top 25 in FBS or Mountain West leader



Texas A&M - Commerce
Aug. 31
W, 45-14



Oregon State
Sept. 7
L, 0-21



at California
Sept. 14
L, 10-31



at Central Michigan
Sept. 28
L, 21-22



Hawaii*
Oct. 5
W, 27-24



at Wyoming*
Oct. 12
W, 27-24



Washington State
Oct. 26
L, 26-29



at Boise State*
Nov. 1
L, 24-56



New Mexico*
Nov. 8
7:30 p.m. PT



at UNLV*
Nov. 16
7:30 p.m. PT



at Utah St.*
Nov. 23
1:30 p.m. MT



Air Force*
Nov. 30
TBA

SAN DIEGO STATE-NEW MEXICO SERIES

Series: San Diego State leads, 29-15; **SDSU won 9 straight**

Home: 15-8, **Away:** 14-7

Snapdragon Stadium: 0-0

University Stadium: 14-5

MW Games: 10-9; **WAC Games:** 18-3

Longest SDSU Win Streak: 13, 1984-1996

Longest UNM Win Streak: 8, 2001-08

Date	Location (SDSU/Opp. NR)	Result	SDSU	UNM
0.17.53	A - Zimmerman Field	L	12	41
S.25.54	H - Aztec Bowl	L	7	28
N.24.56	A - Zimmerman Field	L	6	34
N.27.76	H - San Diego Stadium	W	17	14

Western Athletic Conference Era

N.25.78	H - San Diego Stadium*	W	27	24
0.6.79	A - University Stadium*	W	35	7
N.22.80	H - Jack Murphy Stadium*	W	24	22
0.3.81	A - University Stadium*	W	17	15
0.16.82	H - Jack Murphy Stadium*	L	17	22
N.19.83	A - University Stadium*	L	14	34
N.17.84	H - Jack Murphy Stadium*	W	37	31
N.23.85	H - Jack Murphy Stadium*	W	55	20
S.27.86	A - University Stadium*	W	38	34
N.21.87	H - Jack Murphy Stadium*	W	53	30
N.19.88	A - University Stadium*	W	18	10
N.4.89	H - Jack Murphy Stadium*	W	45	28
N.17.90	A - University Stadium*	W	40	34
0.12.91	H - Jack Murphy Stadium*	W	38	24
0.3.92	A - University Stadium*	W	49	21
0.23.93	H - Jack Murphy Stadium* (HC)	W	20	17
0.15.94	A - University Stadium*	W	20	13
N.4.95	H - Jack Murphy Stadium*	W	38	29
0.19.96	A - University Stadium*	W	48	42
0.11.97	H - Jack Murphy Stadium*	L	21	36
0.17.98	A - University Stadium*	ot-W	36	33

Mountain West Era

0.9.99	H - Qualcomm Stadium* (HC)	L	21	24
N.4.00	A - University Stadium*	W	17	16
N.3.01	H - Qualcomm Stadium*	L	15	20
N.9.02	A - University Stadium*	L	8	15
0.18.03	H - Qualcomm Stadium* (HC)	L	7	30
0.23.04	A - University Stadium*	L	9	19
0.22.05	H - Qualcomm Stadium*	L	24	47
N.25.06	A - University Stadium*	L	14	41
N.20.07	H - Qualcomm Stadium* (HC)	L	17	20
0.18.08	A - University Stadium*	L	7	70
0.31.09	H - Qualcomm Stadium*	W	23	20
0.23.10	A - University Stadium*	W	30	20
N.5.11	H - Qualcomm Stadium*	W	35	7
N.2.13	H - Qualcomm Stadium*	W	35	30
0.10.14	A - University Stadium*	W	24	14
N.24.17	H - SDCCU Stadium*	W	35	10
N.3.18	A - University Stadium*	W	31	23
0.9.21	H - Dignity Health Sports Park*	W	31	7
N.18.22	A - University Stadium*	W	34	10
N.8.24	H - Snapdragon Stadium*			

SERIES HISTORY

- Friday marks the 45th meeting between New Mexico and San Diego State, with the Aztecs owning a 29-15 series advantage.
- San Diego State has won the last nine games played between the teams, although the Lobos won the eight encounters immediately prior to the Aztecs current win streak.
- Despite the Aztec victories in the last nine games, New Mexico has still outscored San Diego State, 403-379 (23.7-22.3), in the last 17 games.
- San Diego State owns a 14-8 lifetime record against New Mexico in San Diego. The Aztecs have won their last four home games in the series, dating back to a 20-17 Lobo win on Oct. 31, 2009.
- SDSU and New Mexico met in 34 consecutive seasons from 1978 through 2011. That streak came to an end in 2012. On Friday, the Aztecs and Lobos will meet for the 41st time in the last 47 seasons.
- Prior to the 2009 victory at home, which started the current nine-game winning streak, SDSU's last win over New Mexico was Nov. 4, 2000 (SDSU 17, UNM 16).
- San Diego State's 29 victories are the second most for the program against any Division I opponent. The Aztecs' 31 victories over rival Fresno State are first.
- Just 17 points would have been enough to win 10 of the last 18 games between the teams. The losing team has scored a total of 258 points in the last 18 games combined (average of 14.3 points per game).
- Of the last 25 series meetings, 10 have been decided by a touchdown or less. Of those 10 games, one game was decided by one point, five games were decided by three points, one game was decided by five points, one game was decided by six points and two games were decided by seven points.
- The Aztecs won 13 consecutive games in the series from Nov. 17, 1984 through Oct. 19, 1996, with the streak broken on Oct. 11, 1997.
- The composite score of the previous 44 meetings is San Diego State 1,149, New Mexico 1,086, making the average score SDSU 26.1, New Mexico 24.7. There is a 63-point difference in total points scored between the two teams in the 44-game history of the series.
- The last 17 times there has been a difference in the amount of turnovers between the two teams, the team committing fewer turnovers is 13-4.
- **SERIES TIDBITS:** San Diego State has defeated New Mexico in nine consecutive meetings for the first time in the Mountain West era and first time since a school-record 13-game winning streak from 1984-96... New Mexico has scored 101 points in the last seven meetings (14.4 ppg)... San Diego State has scored more than 24 points just seven times in the last 19 meetings, but in seven of the last eight... San Diego State has had a turnover advantage against New Mexico just three times since 2002... In the last 14 meetings, the Aztecs own a -14 turnover margin... In the last 12 meetings, San Diego State has had an average field position disadvantage five times, including games with a margin disadvantage of -22, -20, -13 and -7... In 2011, the Aztecs rushed for five touchdowns as part of a 230-yard effort on the ground... In the last seven encounters against UNM, San Diego State has rushed for 1,667 yards and 23 touchdowns... San Diego State has not trailed in a home game against New Mexico since 2009 (has not trailed in the last three home meetings).

SAN DIEGO STATE-NEW MEXICO CONNECTIONS

- San Diego State run game coordinator and offensive line coach Mike Schmidt was in the same position at Syracuse in 2022 while New Mexico offensive coordinator and quarterbacks coach Jason Beck led the signal callers and New Mexico wide receivers coach Micah Simon served as an offensive analyst for the Orange.
- SDSU linebacker Cody Moon spent 2020-22 at UNM while UNM cornerback Noah Avinger spent 2021-23 at SDSU.
- Aztec defensive lineman Sam Benjamin, and Lobo running back Javen Jacobs and offensive lineman Griffin Schureman all played football at Arizona State in Tempe, Arizona.
- San Diego State defensive lineman Tiualu Afalava and New Mexico edge defender Moso'oipala Tuitele attended California in Berkeley, California.
- SDSU safety Tayvion Beasley and tight end Michael Harrison, and UNM offensive lineman Travis Gray spent time at Colorado in Boulder, Colorado.
- Aztec offensive lineman Tyler McMahan, and Lobos tight end Everett Hunter and kicker Adrian Melesio all competed at Modesto Junior College in Modesto, California.
- San Diego State defensive lineman Tupu Alualu and New Mexico safety Aaron Smith went to school at Mt. San Antonio College in Walnut, California.
- SDSU cornerback Arnold Escano and UNM wide receiver Kader Diop both played football at Southwestern College in Chula Vista, California.
- Aztec safety Deshawn McCuin, and Lobo cornerback Ishmael Az-Zahir and wide receiver Caleb Medford attended TCU in Fort Worth, Texas.

- San Diego State wide receiver Jerry McClure and safety William Nimmo Jr., and New Mexico offensive lineman Baraka Beckett all spent time at UCLA in Los Angeles.
- SDSU running back Kenan Christon and tight end Jude Wolfe, and UNM defensive tackle De'Jon Benton competed at USC in Los Angeles.
- Aztec wide receiver Ja'Shaun Poke and Lobo linebacker Tirek Austin-Cave both went to school at West Virginia in Morgantown, West Virginia.
- San Diego State cornerback Jelani Whitmore and New Mexico defensive lineman Kyler Drake prepped at Carter High in Rialto, California.
- SDSU edge defender Zone Wierenga and UNM running back Eli Sanders both played football at Chandler High in Chandler, Arizona.
- Aztecs linebacker Jayden Kendricks and edge defender Trey White, and Lobo tight end Vincent Santos attended Eastlake High in Chula Vista, California.
- San Diego State cornerback Xavier Hamlet and New Mexico linebacker Hunter Wiggins both spent time at Lincoln High in San Diego.
- SDSU wide receiver Bobby Shaw and UNM defensive tackle De'Jon Benton competed at Pittsburg High in Pittsburg, California.
- Aztec defensive lineman Darrion Dalton, and Lobos quarterback Devon Dampier, running back Javen Jacobs and wide receiver Shawn Miller all went to high school at Saguaro High in Scottsdale, Arizona.
- San Diego State wide receiver Mikey Welsh and New Mexico cornerback Noah Avinger prepped at Servite High in Servite, California.
- SDSU kicker Nick Clegg and UNM safety Noa Pola-Gates both played football at Williams Field High in Gilbert, Arizona.

TOP RUSHING PERFORMANCES VS. NEW MEXICO

Rk.	Name	H/A	Date	Score	Yards
1.	Donnel Pumphrey	A	11-1-14	W, 38-7	246
2.	Adam Muema	H	11-2-13	W, 34-30	233
3.	George Jones	H	11-4-95	W, 49-20	208
4.	Rashaad Penny	H	11-24-17	W, 35-10	203
5.	Marshall Faulk	A	10-3-92	W, 49-21	200
6.	George Jones	A	10-19-96	W, 48-42	187
7.	Marshall Faulk	H	10-23-93	W, 20-17	186
8.	Jonas Lewis	A	10-17-98	W, 36-33 (ot)	166
9.	Curtis Butts	H	11-4-89	W, 45-28	156
10.	Marshall Faulk	H	10-12-91	W, 38-24	153
11.	Larry Ned	A	10-17-98	W, 36-33 (ot)	146
	David Turner	H	11-27-76	W, 17-14	146
13.	Chase Price	A	10-10-14	W, 24-14	141
	Ronnie Hillman	H	11-5-11	W, 35-7	141
15.	Paul Hewitt	A	11-19-88	W, 18-10	140
16.	Wayne Pittman	A	10-15-94	W, 20-13	129
17.	Larry Ned	H	10-9-99	L, 21-24	121
18.	Jonas Lewis	H	10-11-97	L, 21-36	119
19.	Greg Bell	H	10-9-21	W, 31-7	111
20.	Chris Hardy	A	9-27-86	W, 38-34	109
21.	Jim Pyles	A	11-24-56	L, 6-34	105
22.	Kenan Christon	A	11-18-22	W, 34-10	102
	T.C. Wright	H	10-12-91	W, 38-24	102
	Matt Kofler (QB)	H	11-22-80	W, 24-22	102

24 100-YARD RUSHING GAMES (SDSU is 18-3 in those games)

TOP PASSING PERFORMANCES VS. NEW MEXICO

Rk.	Name	H/A	Date	Score	Yards
1.	Dan McGwire	A	11-17-90	W, 40-34	530
2.	Dan McGwire	H	11-4-89	W, 45-28	426
3.	Todd Santos	H	11-23-85	W, 55-20	423
4.	Todd Santos	H	11-21-87	W, 53-30	373
5.	Todd Santos	A	9-27-86	W, 38-34	358
6.	Billy Blanton	H	11-4-95	W, 38-29	328
7.	Mark McKay	H	10-16-82	L, 17-22	314

7 300-YARD PASSING GAMES (SDSU is 6-1 in those games)

SDSU CAREER VS. NEW MEXICO

<u>Rushing</u>	<u>Att.</u>	<u>Yds.</u>	<u>Avg.</u>	<u>TD</u>	<u>Defense</u>	<u>S-A-T</u>	<u>Other</u>		
Kenan Christon	10	102	10.2	1	Eric Butler	1-1-2			
Jaylon Armstead	8	15	1.9	1	Mekhi Shaw	0-2-2			
Cam Davis	4	10	2.5	0	Max Garrison	1-0-1			
Lucky Sutton	2	8	4.0	0	Brady Anderson	0-1-1			
<u>Passing</u>	<u>C-A-I</u>	<u>Yds.</u>	<u>TD</u>	<u>Eff.</u>	<u>Punting</u>	<u>No.</u>	<u>Yds.</u>	<u>Avg.</u>	<u>Long</u>
n/a					n/a				
<u>Receiving</u>	<u>No.</u>	<u>Yds.</u>	<u>Avg.</u>	<u>TD</u>	<u>Kicking</u>	<u>FG-FGA</u>	<u>Long</u>	<u>PAT-PATA</u>	
Mekhi Shaw	6	120	20.0	2	n/a				
<u>Kick Returns</u>	<u>No.</u>	<u>Yds.</u>	<u>Avg.</u>	<u>TD</u>					
n/a									
<u>Punt Returns</u>	<u>No.</u>	<u>Yds.</u>	<u>Avg.</u>	<u>TD</u>					
n/a									

TOP RECEIVING PERFORMANCES VS. UNM

Rk.	Name	H/A	Date	Score	Yards
1.	Will Blackwell	H	11-4-95	W, 38-29	210
2.	Webster Slaughter	H	11-23-85	W, 55-20	183
3.	Ezell Ruffin	H	11-2-13	W, 35-30	165
4.	Robert Claiborne	H	11-4-89	W, 45-28	157
5.	Darius Durham	H	10-16-82	L, 17-22	156
6.	Dennis Arey	A	11-17-90	W, 40-34	150
7.	Jimmy Raye	H	11-4-89	W, 45-28	142
8.	Jeff Webb	H	10-22-05	L, 24-47	132
9.	Patrick Rowe	A	11-17-90	W, 40-34	131
10.	Vince Warren	H	11-23-85	W, 55-20	129
11.	DeMarco Sampson	A	10-23-10	W, 30-20	128
12.	Darnay Scott	H	10-23-93	W, 20-17	122
	Webster Slaughter	H	11-17-84	W, 37-31	122
14.	Mekhi Shaw	A	11-18-22	W, 34-10	120
15.	Jimmy Raye	A	11-17-90	W, 40-34	110
16.	Brett Swain	H	11-25-06	L, 14-41	108
	Kenny Moore	A	9-27-86	W, 38-34	108
18.	Monty Gilbreath	H	11-21-87	W, 53-30	102
19.	Jim Sandusky	A	11-19-83	L, 14-34	101
20.	Darnay Scott	A	10-3-92	W, 49-21	100

20 100-YARD RECEIVING GAMES (SDSU is 13-4 in those games)

LAST GAME VS. NEW MEXICO

SAN DIEGO STATE	7	14	10	3	-	34
NEW MEXICO	7	3	0	0	-	10

Nov. 18, 2022 | University Stadium | Albuquerque, N.M. | 8 p.m. MT | Attendance: 14,309



TEAM STATISTICS

	SDSU	UNM
FIRST DOWNS	18	9
Rushing	9	2
Passing	9	5
Penalty	0	2
NET YARDS RUSHING	177	97
Rushing Attempts	38	26
Average Per Rush	4.7	3.7
Rushing Touchdowns	2	1
Yards Gained Rushing	193	134
Yards Lost Rushing	16	37
NET YARDS PASSING	282	112
Completions-Attempts-Int	16-26-1	15-23-1
Average Per Attempt	10.8	4.9
Average Per Completion	17.6	7.5
Passing Touchdowns	2	0
TOTAL OFFENSE YARDS	459	209
Total offense plays	64	49
Average Gain Per Play	7.2	4.3
Fumbles: Number-Lost	0-0	1-0
Penalties: Number-Yards	3-40	5-30
PUNTS-YARDS	2-105	7-276
Average Yards Per Punt	52.5	39.4
Net Yards Per Punt	42.5	38.6
Inside 20	1	3
50+ Yards	1	1
Touchbacks	1	0
Fair catch	1	4
KICKOFFS-YARDS	7-449	2-110
Average Yards Per Kickoff	64.1	55.0
Net Yards Per Kickoff	37.9	34.5
Touchbacks	4	0
Fair Catch Yards	0	0
Punt returns: Number-Yards-TD	2-6-0	0-0-0
Average Per Return	3.0	0.0
Kickoff returns: Number-Yds-TD	2-41-0	3-84-0
Average Per Return	20.5	28.0
Interceptions: Number-Yds-TD	1-0-0	1-0-0
Fumble Returns: Number-Yds-TD	0-0-0	0-0-0
Miscellaneous Yards	0	0
Possession Time	34:38	25:22
1st Quarter	5:51	9:09
2nd Quarter	9:29	5:31
3rd Quarter	10:43	4:17
4th Quarter	8:35	6:25
Third-Down Conversions	7 of 15	0 of 11
Fourth-Down Conversions	1 of 2	0 of 1
Red-Zone Scores-Chances	2-2	1-1
Touchdowns	1-2	1-1
Field goals	1-2	0-1
Sacks By: Number-Yards	2-18	1-3
PAT Kicks	4-4	1-1
Field Goals	2-2	0-0
Points off turnovers	0	0

▶▶ GAME NOTES

Big Notes

- With the victory, SDSU is guaranteed a winning season. It will be San Diego State's 12th winning season since 2010 (the lone exception was a 4-4 record in the COVID-shortened 2020 campaign). The Aztecs now have had 12 winning seasons over their last 13 campaign (2010-current) after having just one winning season from its previous 13 years (1997-2009).
- SDSU beat New Mexico for the ninth straight time in the series.
- San Diego State won its ninth consecutive game played in New Mexico. Included in the nine victories are five at New Mexico, three at New Mexico State and one against Central Michigan in the 2019 New Mexico Bowl (played at University Stadium on New Mexico's campus).
- The Aztecs won their seventh straight game played in November.
- SDSU threw multiple touchdown passes for a fourth straight game for the first time since a four-game stretch in 2016 (Nov. 5-26).
- San Diego State held a team without a third-down conversion for the first time since Sept. 3, 2016 against New Hampshire and for the first time against a FBS opponent since Oct. 3, 2015 vs. Fresno State.
- The Aztecs outgained the Lobos by 250 yards, their largest margin since outgaining Utah State by 355 on Oct. 21, 2020.
- WR Mekhi Shaw became the 90th different Aztec in program history with a 100-yard receiving game with career highs of six catches, 120 yards and two touchdowns.
- RB Kenan Christon recorded his second career 100-yard rushing game and first since the first game of his career while playing at USC (Oct. 19, 2019). He's the 81st Aztec with a 100-yard rushing game in program history.
- San Diego State improved to 29-15 all-time against New Mexico.

Aztecs Blow Past New Mexico, 34-10

ALBUQUERQUE, N.M. -- Jalen Mayden threw two touchdown passes to Mekhi Shaw, Kenan Christon scored on a 49-yard run and San Diego State shut New Mexico down in the second half in a 34-10 win at University Stadium.

Mayden finished 15-of-25 passing for 280 yards, including a 51-yard touchdown strike to Shaw in the first quarter and a 30-yard TD pass late in the second quarter. Mayden became the first Aztec (7-4, 5-2 MW) quarterback with multiple touchdown passes in four straight games since Christian Chapman in 2016.

It was the ninth consecutive win for SDSU against the Lobos (2-9, 0-7 MW) and ninth straight win for San Diego State in the state of New Mexico. The victory also guaranteed the Aztecs their 12th winning season since 2010 with the lone exception being a 4-4 record in the COVID shortened 2020 campaign. Prior to this stretch, SDSU managed just one winning season its previous 13 years (1997-2009).

Shaw finished with career highs of six catches, 120 yards and two touchdowns, while Mark Redman added career bests of five receptions and 66 yards.

Christon, meanwhile, ran for 102 yards on just 10 carries (10.2 avg.) with his first 100-yard rushing game since his collegiate debut at USC against Arizona on Oct. 19, 2019. His 49-yard touchdown was also his first since the Arizona game.

San Diego State struck first just over five minutes in when Mayden hit Shaw for a 51-yard touchdown right up the middle of the field.

Nate Jones ripped off a 51-yard run on UNM's ensuing drive, setting up a 6-yard scoring run by quarterback CJ Montes to tie the game up at 7-7.

The Aztecs started off the second quarter with a 91-yard march on nine plays, capped with a 1-yard touchdown run by Jaylan Armstead.

Dallas Branch picked off Montes on UNM's next drive, his third straight game with a pick, but San Diego State was stuffed on a fourth-and-1 on the New Mexico 30.

The Lobos bungled a punt on fourth down, giving the Aztecs great field position on the UNM 26. On third-and-14, Mayden found Shaw for a 30-yard touchdown with 1:48 left in the first half.

Luke Drzewiecki stopped the bleeding for New Mexico with a 39-yard field goal as time expired, making it 21-10 SDSU at the half.

Starting with the ball in the third quarter and quickly facing a fourth-and-1 on the Lobo 49, Christon took a sweep right down the sideline for the score and putting San Diego State up, 28-10.

The Aztecs shut UNM down the rest of the game, allowing just 26 yards in the second half on 16 plays (1.6 yards per play).

Jack Browning made a 30-yard field goal with 3:50 left in the third quarter and a 46-yarder with 8:21 remaining in the fourth for the final points of the game.

>>SCORING SUMMARY

Qtr	Time	Team	Scoring Play	Plays	TOP	Score
1st	9:23	SDSU	Shaw 51-yard pass f/ Mayden (Browning kick)	6-87	3:33	7-0
1st	5:45	UNM	Montes 6-yard rush (Drzewiecki kick)	7-74	3:31	7-7
2nd	11:12	SDSU	Armstead 1-yard rush (Browning kick)	9-91	3:48	14-7
2nd	1:48	SDSU	Shaw 30-yard pass f/ Mayden (Browning kick)	3-26	1:34	21-7
2nd	0:00	UNM	Drzewiecki 39-yard field goal	9-53	1:48	21-10
3rd	12:08	SDSU	Christon 49-yard rush (Browning kick)	5-72	2:52	28-10
3rd	3:50	SDSU	Browning 30-yard field goal	13-74	6:30	31-10
4th	8:21	SDSU	Browning 46-yard field goal	8-36	3:33	34-10

INDIVIDUAL STATISTICS

>>SAN DIEGO STATE

Rushing	Att	Yds	TD	Long	Avg
Christon	10	102	1	49	10.2
Mayden	5	38	0	13	7.6
Byrd	9	12	0	6	1.3
Davis	4	10	0	5	2.5
Sutton	2	8	0	4	4.0
Armstead	5	5	1	2	1.0
Canley	2	4	0	3	2.0
TEAM	1	-2	0	0	-2.0
Totals	38	177	2	49	4.7

Passing	C-A-I	Yds	TD	Long	Sack
Mayden	15-25-1	280	2	63	1
Aumavae	1-1-0	2	0	2	0
Totals	16-26-1	282	2	63	1

Receiving	No.	Yds	TD	Long
Shaw	6	120	2	51
Redman	5	66	0	28
Matthews	2	13	0	9
Shavers	1	63	0	63
Nicholson	1	18	0	18
Canley	1	2	0	2
Totals	16	282	2	63

>>NEW MEXICO

Rushing	Att	Yds	TD	Long	Avg
Jones	8	68	0	51	8.5
Washington	8	18	0	9	2.2
Montes	7	16	1	10	2.3
White	2	2	0	4	1.0
TEAM	1	-7	0	0	-7.0
Totals	26	97	1	51	3.7

Passing	C-A-I	Yds	TD	Long	Sack
Montes	15-23-1	112	0	21	2
Totals	15-23-1	112	0	21	2

Receiving	No.	Yds	TD	Long
Wysong	5	24	0	7
Hall	4	57	0	21
Porter	3	9	0	5
Queen	1	16	0	16
Witthoft	1	5	0	5
Washington	1	1	0	1
Totals	15	112	0	21

- Three other assistant coaches on the Aztec offensive staff have previous offensive coordinator experience, including pass game coordinator Laneer Sampson (2023 co-offensive coordinator/2022 pass game coordinator at Austin Peay), run game coordinator Mike Schmidt (2023 run game coordinator at Mississippi State, 2022 run game coordinator at Syracuse) and quarterbacks coach Matt Johnson (2023 offensive coordinator at Kent State). Additionally, senior offensive analyst Ryan Lindley was SDSU's offensive coordinator last season.
- San Diego State returns four starters on offense this season, including left guard Myles Murao, right guard Ross Ulugalu-Maseuli, running back Kenan Christon and wide receiver Mekhi Shaw.

OFFENSIVE NUMBERS

- **San Diego State is 68-19 since 2015 when scoring just 20 or more points (3-3 this year).**
- **The Aztecs are 51-5 the last 56 times they have scored at least 30 points (1-0 this season).** SDSU won 13 straight games when scoring at least 30 points before falling, 34-31, to Boise State on Sept. 22, 2023 (3-1 in 2023).
- SDSU has won 21 straight games when scoring 40 points (1-0 this year).
- SDSU is 29-6 since 2011 when having at least 36 minutes of time of possession.
- San Diego State won 11 straight games when not committing a turnover until falling at Central Michigan, 22-21, on Sept. 28. The Aztecs are 2-1 this season when not committing a turnover.
- Since the beginning of 2012, SDSU is 37-4 when not committing a turnover, 81-22 when committing one turnover or less and 22-36 when committing multiple turnovers in the same game.
- San Diego State has one turnover or less in 49 of its last 68 games and in 67 of its last 95 games.
- **The Aztecs have won 53 of their last 58 games (53-5) when committing fewer turnovers than their opponent dating back to 2012 and 20 of their last 23 games dating back to 2020 (20-3) (3-1 this season).**
- SDSU has lost 13 straight games when committing more turnovers than its opponent.
- San Diego State (57) had more than twice as many points off turnover as its opponents (24) in 2023 with two fewer turnovers (17 for SDSU, 19 for SDSU opponents).
- **This season, the Aztecs have 45 points off 10 turnovers forced, while their opponents have scored 28 points of seven turnovers.**
- SDSU is 58-16 in its last 74 games when owning an edge in time of possession (0-0 this season).
- **SDSU played in four consecutive games decided by three points or less from Sept. 28-Oct. 26 for the first time in its Division I history (since 1969).**
- **The streak of playing in games decided by three points or less was the longest streak in Mountain West history (since 1999), the longest active streak in the country and matched the longest streak since a five-game stretch for Brigham Young in 2016.**
- San Diego State had back-to-back wins by the same score (in this case 27-24) for the first time in its Division I history (since 1969) in games vs. Hawai'i on Oct. 5 and at Wyoming on Oct. 12.
- SDSU had consecutive three-point victories for the first time since 1995 (30-27 vs. Nevada on Sept. 28 and 24-21 at Utah on Oct. 7).
- San Diego State had back-to-back wins by the same margin (3 points) for the first time since a pair of 6-point victories in 2021 (19-13 at San Jose State on Oct. 15 and 20-14 at Air Force on Oct. 23).
- The Aztecs started six different offensive line combinations in 12 games last season. This season, SDSU has started three different offensive line combinations in eight games.
- San Diego State scored 45 points in a 45-14 win over Texas A&M-Commerce on Aug. 31. The 45 points were its most in a game since scoring 48 vs. Towson on Sept. 25, 2021.
- The 45 points were SDSU's most in a game played in San Diego since scoring 55 vs. Hawai'i on Nov. 5, 2016 (also a Snapdragon Stadium record).
- SDSU's 45 points were its most in a season opener since scoring 49 vs. Cal Poly on Sept. 3, 2011.
- San Diego State's 42 points in the second half was its most in any half in a season opener in its Division I history.
- The 21 points in the fourth quarter were the Aztecs' most in a season opener in their DI history (since 1969).
- SDSU's 21 points in the fourth quarter are tied for its second most in a fourth quarter since at least 2000.
- San Diego State 21 points in the third quarter and fourth quarter were each the most in Snapdragon Stadium history.
- The Aztecs were shut out by Oregon State, 21-0, on Aug. 31. It marked just the third time in the last 223 games that SDSU has been shut out (streak started on Nov. 25, 2006).
- SDSU was shut out by a Pac-12 school for the first time since Sept. 18, 1982 at California (L, 28-0).
- After scoring just 10 points over its two previous games combined, San Diego State scored 14 in the first 17 minutes, 17 seconds (17:17) at Central Michigan on Sept. 28 and 21 points overall.
- SDSU scored 21 points in the first half at CMU on Sept. 28, its most in the first half since also scoring 21 at New Mexico on Nov. 18, 2022.
- SDSU owned a 19-yard advantage in starting field position vs. Hawai'i on Oct. 5 for the first time since also starting with a 19-yard advantage at Hawai'i last season (Oct. 14).
- Since the 1999 season, San Diego State is 16-1 when owning at least advantage of 18 yards in starting field position.
- **The Aztecs are 36-11 over the last 47 games when winning the field position battle.**
- SDSU lost to Washington State, 29-26, on Oct. 26. It was the first 29-26 score in San Diego State's Division I history.
- The Aztecs fell to 6-1 when scoring exactly 26 points.
- SDSU dropped a 56-24 game at Boise State on Nov. 1. It was the first 56-24 score in San Diego State's Division I history.

SDSU UNDER SEAN LEWIS

	SDSU			
Category	2024	Streak	Lewis Era	Streak
Overall Record	3-5	L2	3-5	L2
Mountain West Record	2-1	L1	2-1	L1
Home Record	2-2	L1	2-2	L1
Road Record	1-3	L1	1-3	L1
Neutral Record	0-0	L1	0-0	n/a
Overtime	0-0	L1	0-0	n/a
Gms Dec. by 3 Pts or Less	2-2	L1	2-2	L1
Gms Dec. by 8 Pts or Less	2-2	L1	2-2	L1

SCORING

Scoring - first to score	3-1	W2	3-1	W2
Leading - after 1 qtr	2-0	W2	2-0	W2
Leading - at halftime	2-1	W2	2-1	W2
Leading - after 3 qtr	2-2	L1	2-2	L1
Scoring - 20 or more points	3-3	L2	3-3	L2
Scoring - 30 or more points	1-0	W3	1-0	W1
Scoring - 40 or more points	1-0	W21	1-0	W1

OFFENSE

Total Offense - 500+ yds	0-0	W5	0-0	n/a
Total Offense - 400+ yds	1-1	L1	1-1	L1
Passing - 300+ yds	0-0	L1	0-0	n/a
Rushing - 200+ yds	1-0	W15	1-0	W1
First Downs - 20+	1-2	L2	1-2	L2
3rd Down Conv. - 50 pct.+	0-0	L2	0-0	n/a
No Turnovers	2-1	W1	2-1	W1
Turnovers - 1 or fewer	3-3	L1	3-3	L1
Turnovers - 2 or fewer	3-5	L2	3-5	L2
Field Position - 30 or better	2-5	L2	2-5	L2
Field Position - 25 or better	3-3	L1	3-3	L1
Play Call - 50 pct.+ rushing	3-3	W2	3-3	W2

DEFENSE

Allowing 24 points or less	3-2	W2	3-2	W2
Allowing 17 points or less	1-0	W1	1-0	W1
Total Offense - <=300 yds.	1-0	W1	1-0	W1
Passing - <= 150 yds.	1-0	W1	1-0	W1
Rushing - <= 100 yds	2-0	W4	2-0	W2
First Downs - <= 15	0-0	L2	0-0	n/a
3rd Down Conv. - <= 33 pct.	1-1	L1	1-1	L1
Turnovers - forced 2 or more	2-1	W1	2-1	W1
Turnovers - forced 3 or more	1-0	W34	1-0	W1
Field Position - <=25	2-2	L1	2-2	L1
Field Position - <=20	1-0	W4	1-0	W1
Defense Scores Points	2-0	W6	2-0	W2

COMPARISON

SDSU more rushing yards	2-1	L1	2-1	L1
SDSU more return yards	3-3	L1	3-3	L1
SDSU fewer turnovers	3-1	W2	3-1	W2
SDSU same turnovers	0-1	L1	0-1	L1
SDSU more turnovers	0-3	L13	0-3	L3
SDSU more Time of Poss.	0-0	W1	0-0	n/a
SDSU more 1st D. and ToP	0-0	W1	0-0	n/a
SDSU better Avg. Field Pos	2-3	L1	2-3	L1
SDSU adv. in TO and AFP	2-1	W2	2-1	W2
SDSU ST (KR/PR) Score	0-0	W6	0-0	n/a

INDIVIDUAL

Rusher - 100+ Yards	2-1	W1	2-1	W1
Multiple - 100+ Yards	0-0	W19	0-0	n/a
Passer - 300+ Yards	0-0	L1	0-0	n/a
Receiver - 100+ Yards	0-1	L1	0-1	L1
100+ Rusher, 300+ Passer	0-0	W2	0-0	n/a

ACTIVE CAREER START CHART(OFF./DEF.)

Career Starts (Off/Def)	'19	'20	'21	'22	'23	'24	Total
Marquez Cooper, RB	-	4	13	12	12	8	49
Nate Bennett, WR	-	0	11	11	9	8	38
Nate Williams, OL	-	-	4	12	11	8	34
Bryce Phillips, CB	-	-	-	11	11	8	30
Marlem Louis, EDGE	RS	0	4	10	13	3	30
Ja'Shaun Poke, WR	0	4	8	5	0	8	25
Kyle Moretti, LB	-	-	1	12	9	2	24
Ross Ulugalu-Maseuli, OL	-	-	RS	6	10	8	24
Brayden Bryant, OL	-	-	-	10	0	8	18
Dalesean Staley, S	-	-	-	RS	11	6	17
Louis Brown IV, WR	-	-	-	2	7	6	15
Tupu Alualu, DL	-	-	-	-	12	3	15
Mekhi Shaw, WR	-	RS	1	5	7	2	15
Cody Moon, LB	-	RS	0	9	5	1	15
Christian Jones, OL	-	-	RS	0	6	8	14
Kenan Christon, RB	3	0	0	0	10	0	13
Trey White, EDGE	-	-	-	RS	1	8	9
Krishna Clay, DL	-	-	-	-	-	8	8
Chris Johnson, CB	-	-	-	0	0	8	8
Michael Harrison, TE	-	0	0	2	4	2	8
Myles Murao, OL	-	-	RS	0	6	2	8
Danny O'Neil, QB	-	-	-	-	-	7	7
Eric Butler, S	-	-	-	0	0	7	7
Deshawn McCuin, S	RS	0	1	0	2	4	7
Owen Chambliss, LB	-	-	-	-	RS	6	6
Tanu Letuli, LB	-	-	-	-	0	6	6
Jude Wolfe, TE	RS	0	0	0	0	6	6
Tyler McMahon, RG	-	-	-	-	-	5	5
Josh Hunter, S	-	-	-	RS	5	0	5
Sam Benjamin, DL	-	-	-	0	0	4	4
Brady Nassar, DL	-	-	-	-	0	4	4
Teivis Tuioti, DL	-	RS	0	0	0	4	4
Joseph Borjon, OL	-	-	-	0	3	1	4
Jaylon Armstead, RB	-	RS	0	2	2	0	4
JD Coffey II, S	-	-	0	0	1	2	3
Ezekiel Larry, EDGE	-	-	-	RS	3	0	3
Phillippe Wesley, WR	-	-	RS	0	3	0	3
William Nimmo Jr., S	-	0	0	0	1	1	2
Javance Tupou'ata-Johnson, QB	-	-	-	-	RS	1	1
Ryan Henderson, EDGE	-	-	-	-	0	1	1
Dominic Oliver, EDGE	-	-	-	0	0	1	1
DJ Herman, LB	-	-	-	0	0	1	1
Brady Anderson, LB	-	-	0	RS	1	0	1
Cam Davis, RB	-	-	RS	0	1	0	1

Cooper's first 30 starts came at Kent State; his 12 starts in '23 were at Ball State. Bennett's first 31 starts came at Portland St. Louis' first 27 starts came at Richmond. Williams' first 27 starts came at Akron. Moretti's first 22 starts came at Central Michigan. Phillips' first 22 starts came at Tennessee State. Poke's first 17 starts were at Kent State. Staley's first 11 starts were at Northern Iowa. Walker's first 11 starts were at Eastern Michigan. Bryant's first 10 starts came at North Dakota. Brown's first nine starts came at Colorado State. Nine of Moon's starts came at New Mexico. Harrison's first six starts came at Colorado. Borjon's first three starts were at Arizona. Larry's first three starts were at Yale. Nimmo's first start was at UCLA.

2024 CAPTAINS

Name	SDSU Letters
Marquez Cooper, RB	n/a
Tano Letuli, LB	n/a
Trey White, Edge	2023

- The Aztecs were 6-for-6 on fourth down against the Broncos. The six fourth down conversions without a fail are their most since at least the 1996 season and are tied for the most in a game this season, joining Appalachian State at Marshall on Oct. 5. The last time a team had more fourth down conversions without failing on an attempt was Northern Illinois on Nov. 17, 2007 at Navy when it was a perfect 7-for-7 on fourth down.

RUSHING OFFENSE

- San Diego State is 57-2 the last 59 times it has rushed for at least 200 yards (1-0 in 2024) and is 54-1 in its last 55 regular-season games when rushing for 200-plus yards.
- The Aztecs have won 16 straight games when rushing for at least 200 yards.
- San Diego State had two 100-yard rushers at New Mexico State (Jordan Byrd - 118 and Chance Bell - 116) on Sept. 14, 2019 for the 30th time in program history. The Aztecs are 29-1 in those occasions, including a 19-game win streak.
- SDSU is 33-1 in its Division I era (since 1969) when rushing for at least 300 yards in a game (0-0 this season).
- SDSU's rushing average this season by down - 1st: 3.9, 2nd: 3.8; 3rd: 2.5 and 4th: 3.4.
- San Diego State's rushing average this season by quarter - 1st: 2.7; 2nd: 4.7; 3rd: 4.1 and 4th: 3.3 - and by half - 1st: 3.7 and 2nd: 3.6.
- **RB Marquez Cooper** is the active leader in FBS play in rushing yards (4,698), all-purpose yards (5,379) and rushing touchdowns (42), and third in rushing yards per game (94.0, min. 25 GP) and total touchdowns (42).
- Cooper's 4,698 rushing yards would rank second in SDSU program history, just ahead of Rashaad Penny (3,656 from 2014-17) and Marshall Faulk (4,589 from 1991-93), only behind the NCAA's all-time leading rusher Donnell Pumphrey (6,405 from 2013-16).
- According to Sports-reference.com, Cooper ranks 41st all-time in FBS history with 4,698 yards.
- Cooper's 42 rushing touchdowns, meanwhile, would rank third at SDSU.
- Cooper has three career 1,000-yard seasons, including 1,080 and 1,326 while at Kent State in 2021 and 2022, respectively, and 1,043 last year at Ball State.
- Cooper's rushing yards per game ranks in FBS over the last three seasons: 42nd in 2021 (86.1), 17th in 2022 (110.5) and 36th in 2023 (86.9). This season, Cooper is ranked 15th with 105.3 yards per game.
- Cooper has 20 career 100-yard rushing games, including 13 at Kent State (five in 2022, seven in 2021 and one in 2020), four at Ball State last year and three this season in eight games at San Diego State.
- The 20 career 100-yard rushing games would rank third all-time at San Diego State, only trailing Pumphrey's 33 from 2013-16 and Faulk's 23 from 1991-93.
- Cooper's 42 overall touchdowns would rank fourth all-time at SDSU.
- Cooper has 13 career multi-touchdown games, including three this season.
- This season, Cooper ranks fourth in FBS in rush attempts per game (23.13, 2nd in MW), fifth in total rush attempts (185, 2nd in MW), sixth in total all-purpose plays (196, 2nd in MW), 15th in rushing yards per game (105.25, 2nd in MW), 20th in rushing yards (842, 2nd in MW) and tied for 27th in rushing touchdowns (9, 3rd in MW). Cooper is also fourth in the league in all-purpose yards per game (114.13, T-37th in FBS) and total all-purpose yards (913, T-39th in FBS), fifth in total touchdowns (9, T-36th in FBS) and eighth in points per game (6.75).
- Cooper rushed for 223 yards in the opener vs. Texas A&M-Commerce on Aug. 31, the first 200-yard game by an Aztec since Rashaad Penny had 221 vs. Army West Point in the 2017 Armed Forces Bowl on Dec. 23.
- The 223 rushing yards were the most by an Aztec since Penny had a career-high 234 at San Jose State on Nov. 4, 2017.
- The 223 rushing yards are also the seventh most in a FBS game this season.
- Cooper's 223 yards were a Snapdragon Stadium record.
- Cooper became the 84th different Aztec with a 100-yard rushing game.
- It was the 17th time in SDSU's Division I history that an Aztec broke 100 rushing yards in a season opener and only trailed David Turner's 239 yards in the 1976 opener vs. Arkansas State.
- Cooper had his second 100-yard game of the season at Central Michigan on Sept. 28, rushing for 111 yards and two touchdowns on 34 carries. The 34 carries were the most in a game this season in FBS play.
- Cooper had his third 100-yard game the following week vs. Hawai'i on Oct. 5, running for 109 yards and two touchdowns on 30 attempts.
- If you take away the 16 times QB Danny O'Neil has been sacked (for 102 yards), he has rushed 21 times for 102 yards (4.9 avg.).
- If you take away the four times QB Javance Tupou'ata-Johnson has been sacked (for 27 yards), he has rushed 10 times for 48 yards (4.8 avg.).
- RB Jaylon Armstead broke 100 yards rushing with 134 yards and a touchdown on 21 carries (6.4 avg.) at San Jose State on Nov. 18, 2023. He became the 83rd Aztec in program history with a 100-yard rushing game (the No. is now 84).
- Armstead tied for eighth in the Mountain West last year in rushing touchdowns (8, T-75th in FBS).
- Armstead ranked fifth in the Mountain West in rushing yards per attempt (6.02, T-48th in MW) in 2022.
- Armstead ran for 96 yards against Idaho State on Sept. 10, 2022 on just five carries. The 19.2 average was the second-highest by an Aztec since at least 1996 (min. 5 att.), trailing only Rashaad Penny's 20.8 average at Nevada on Nov. 12, 2006.
- Armstead's 19.2 average against Idaho State in the 2022 meeting was also the eighth-highest average in a FBS game in 2022 (min. 5 att.).
- RB Kenan Christon ran for 102 yards and a touchdown on just 10 carries (10.2 avg.) at New Mexico on Nov. 18, 2022. It was his second career 100-yard rushing game and first since rushing for 103 in his first college game at USC against Arizona on Oct. 19, 2019. He became the 81st Aztec with a 100-yard rushing game (now that number is 84). He also became the first Aztec since

Rashaad Penny against Army West Point on Dec. 23, 2017 and just the third Aztec overall since 2000 (has now happened eight times overall) to average at least 10 yards per carry on at least 10 attempts.

PASSING OFFENSE

- Since the start of the 2015 season, San Diego State has thrown 66 interceptions, the fourth fewest in the nation over that span behind option teams Navy's 51 (min. 100 GP), Army West Point's 60 and Air Force's 61. In contrast, Hawai'i has thrown 131 interceptions over that span, which is the most since 2015.
- Since 2015, the Aztecs own a +81 advantage in defensive interceptions (147) compared to interceptions thrown (66). That is the largest difference in the country over that span, followed by Iowa (+76), Alabama (+75), Oregon (+56) and Appalachian State (+50).
- SDSU has won five of its last six games when throwing for at least 300 yards.
- San Diego State threw for a season-high 284 yards against Washington State on Oct. 26.
- Four different Aztecs - **Danny O'Neil**, **Javance Tupou'ata-Johnson**, **Jordan Napier** and **DJ Herman** - had a completion in the Washington State game, matching the most by a FBS team this season (also Tulsa twice) and the most by SDSU since at least 1996 (also four vs. Eastern Illinois on Oct. 6, 2001).
- **Danny O'Neil** became the first true freshman quarterback in SDSU's Division I era (since 1969) to earn a start in a season-opener when he started against Texas A&M-Commerce on Aug. 31.
- **O'Neil** was the third true freshman quarterback in San Diego State's DI era to earn a start and is the second to pick up a win in his first start (also Spencer Brinton on Oct. 25, 1997 - SDSU 10, Hawai'i 3).
- The Aztecs scored 45 points in his first career start. In SDSU's two previous games that it started a true freshman quarterback for the first time, San Diego State combined for 23 points (10 vs. Hawai'i on Oct. 25, 1997 and 13 at Fresno State on Oct. 3, 2014).
- **O'Neil** was one of only two true freshmen in the country to start in the opening weekend (also Nebraska's Dylan Raiola).
- In the second half of the Texas A&M-Commerce game, **O'Neil** was 11-for-12 for 130 yards and two touchdowns for a 237.67 pass efficiency rating.
- **O'Neil's** first interception came in his fifth game of the season (sixth for SDSU) and 128th pass attempt at Wyoming on Oct. 12. His 127 passes without an interception only trailed Eastern Michigan's Cole Snyder (145) and USF's Byrum Brown (132) at the time.
- Among true freshmen in the country this season, **O'Neil** ranks first in interception percentage (2.0, min. 15 att. PG), second in attempts (204), third in yards (1,395), yards per game (199.3), touchdown-to-interception percentage (2.00, min. 15 att. PG), completions (123) and completion percentage (60.3, min. 15 att. PG), fourth in yards per completion (11.34, min. 15 att. PG), yards per attempt (6.84, min. 15 att. PG), pass efficiency rating (126.8, min. 15 att. PG) and touchdown percentage (3.9, min. 15 att. PG), and tied for fourth in touchdown passes (8).
- Among the Mountain West, **O'Neil** ranks fifth in pass attempts per game (29.13, T-51st in FBS), sixth in completions per game (17.57, 56th in FBS), seventh in passing yards per game (199.28, 75th in FBS) and completion percentage (60.29), eighth in pass efficiency rating (126.75) and yards per completion (11.34), ninth in total pass attempts (204, T-75th in FBS), passing touchdowns (8), passing yards (1,395), total offense per game (199.25) and total pass completions (123), and 10th in yards per attempt (6.84) and total offensive plays (241).
- **O'Neil** was named the Mountain West Freshman of the Week on Oct. 7 for his play against Hawai'i. **O'Neil** led the Aztecs to a 27-24 come-from-behind win over Hawai'i, completing his first 10 pass attempts and a career-high 24 for the game, going 24-for-33 for 224 yards, a touchdown and no turnovers. SDSU scored on five of its 10 drives, including three touchdowns and two field goals.
- **O'Neil** was named the Mountain West Freshman of the Week for a second straight week on Oct. 14 for his play at Wyoming. He is the first Aztec to earn back-to-back weekly conference honors since Matt Araiza received consecutive special teams weekly awards Oct. 18-25, 2021. **O'Neil** was 16-of-27 for a season and career-high 254 yards leading the Aztecs to their second consecutive fourth quarter comeback victory at Wyoming and a 2-0 mark in conference play. In the fourth quarter alone, he was 4-of-7 for 127 yards leading back-to-back scoring drives, including a 27-yard touchdown pass and the game-winning field goal. According to Pro Football Focus, his 86.4 passing grade ranked sixth best in FBS during week seven (min. 30 drop backs).
- **Javance Tupou'ata-Johnson** earned the start at California on Sept. 14. It marked the first time in SDSU's Division I history (since 1969) that the Aztecs started a pair of freshmen quarterbacks in the same season.
- WR **Louis Brown IV** is ranked fourth in the Mountain West in yards per reception (16.48, 72nd in FBS).
- **Brown IV** caught eight passes for 149 yards at Central Michigan on Sept. 24. He became the 93rd different Aztec with a 100-yard receiving game (342nd 100-yard game overall). The 149 yards were a career high (**Brown** played at Colorado State from 2022-23), the most by an Aztec since Tyrell Shavers also had 149 against Hawai'i on Oct. 8, 2022 and matched the most by an Aztec since Jesse Matthews had 175 yards vs. UTSA in the 2021 Frisco Bowl (Dec. 21).
- WR **Ja'Shaun Poke** ranks eighth in the Mountain West in receptions per game (4.56).
- **Poke** had the most catches in consecutive games (18 - Oct. 12 at Wyoming and Oct. 26 vs. Washington State) since Jesse Matthews had 19 over the final two games of the 2021 season.
- **Poke** had season highs of 10 catches and 80 yards against Washington State on Oct. 26. The 10 receptions were the most by an Aztec in Snapdragon Stadium history and tied for the most in a game in Snapdragon Stadium history. His 142 all-purpose yards were also a season high.
- WR **Jordan Napier** ranks in a tie for seventh in the Mountain West with four receiving touchdowns.
- TE **Jude Wolfe** had two touchdown catches at Central Michigan on Sept. 28. He became just the fourth Aztec tight end since at least 1996 with multiple touchdown catches in the same game, joining Gavin Escobar (three times from 2011-12), Kahale Warring (at

TOP SCORING DEFENSES SINCE 2014

Best scoring defenses since start of 2014 (min. 100 GP)

Rk.	School	Pts. Allowed Per Game
1.	Georgia	16.8
2.	Alabama	17.2
3.	Clemson	17.7
4.	Wisconsin	18.0
5.	Iowa	18.1
6.	Michigan	18.3
7.	Ohio State	18.5
8.	Penn State	19.1
9.	San Diego State	20.1
10.	Washington	20.7

TOP TOTAL DEFENSES SINCE 2014

Best total defenses since start of 2014 (min. 100 GP)

Rk.	School	Total Yds. Allowed Per Game
1.	Wisconsin	295.8
2.	Michigan	296.4
3.	Georgia	301.4
4.	Clemson	301.8
5.	Alabama	306.9
6.	Iowa	318.6
7.	Ohio State	320.9
8.	Penn State	322.6
9.	San Diego State	325.9
10.	Air Force	335.4

MOST INTERCEPTIONS SINCE 2014

Below is a list of the most interceptions forced in the FBS since the beginning of the 2014 campaign.

Rk.	Team	INT
1.	Iowa	167
2.	San Diego State	161
3.	Clemson	157
4.	Alabama	153
5.	Western Kentucky	145
6.	Oregon	144
7.	Wisconsin	143
8.	Appalachian State	142
9.	Brigham Young	141
10.	Ohio State / Utah	140

MOST TURNOVERS FORCED SINCE 2014

Below is a list of the most turnovers forced in the FBS since the beginning of the 2014 campaign.

Rk.	Team	TO Forced
1.	Clemson	255
2.	Memphis	246
3.	Alabama	243
4.	Iowa	239
5.	Western Kentucky	235
6.	San Diego State	234
	Louisiana Tech	234
	UCF	234
	Utah	234
10.	Troy	233

FEWEST INT. THROWN SINCE 2015

Fewest INT by an FBS team since 2015 (min. 100 GP).

Rk.	School	Int.
1.	Navy	51
2.	Army West Point	60
3.	Air Force	61
4.	San Diego State	66
5.	Alabama	67

MOUNTAIN WEST STANDINGS / SINCE 2013

Below is a look at the best Mountain West records in league games since the current 12-team conference began in 2013 (includes championship & bowl games; through Nov. 2).

Rk.	Team	W	L	Pct.	GB
1.	Boise State	78	18	.813	--
2.	San Diego State	62	30	.674	14.0
3.	Fresno State	56	40	.583	22.0
4.	Utah State	54	38	.582	22.0
5.	Air Force	48	41	.539	26.5
6.	Colorado State	44	45	.494	30.5
7.	Wyoming	42	50	.457	34.0
8.	San José State	41	50	.451	34.5
9.	Nevada	40	52	.435	36.0
10.	UNLV	32	58	.356	43.9
11.	Hawai'i	32	61	.344	44.5
12.	New Mexico	23	69	.250	53.0

MOST GAMES / CONSECUTIVE GAMES

Most Games Played	Games
Tyler Pastula, P	53
Marlem Louis, DL	51
Marquez Cooper, RB	50
Ryan Wintermeyer, LS	47

Consecutive Games Played	Streak
Tyler Pastula, P	53
Marquez Cooper, RB	50
Ryan Wintermeyer, LS	47
Michael Harrison, TE	44
Cody Moon, LB	44

SDSU MOUNTAIN WEST PLAYERS OF THE WEEK

San Diego State has earned two Mountain West Player-of-the-Week awards this season. Below is a list of the Aztec student-athletes that have received the honor this season. *No.* - indicates the number of honors that player has earned in his career.

Date (Opp.)	Player	Award	No.
Oct. 7 (UH)	Trey White	Defensive	1
	Danny O'Neil	Freshman	1
Oct. 14 (at WYO)	Danny O'Neil	Freshman	2

SDSU PLAYERS OF THE WEEK

(SDSU players of the week are announced post-practice each Sunday)

Game	Offensive	Defensive	Special Teams
TAMUC	Marquez Cooper	Chris Johnson	none
Scout	Parker Threatt	Malik Gucake	none
Oregon St.	none	none	none
Scout	Arthur Ban	Kodi Cornelius	none
Cal	none	none	none
Scout	none	none	none
CMU	none	none	none
Scout	none	none	none
Hawai'i	Dean Abdullah	Trey White	Tyler Pastula
Scout	Kyle Crum	Jayden Kendricks	none
Wyoming	Ja'Shaun Poke	Josh Hunter	Gabe Plascencia
Scout	Gage Dutcher	Jelani McLaughlin	none
WSU	none	none	none
Boise St.	none	none	none
UNM			
UNLV			
Utah St.			
AFA			

Nevada in 2018) and Mark Redman (vs. Ohio in 2023).

- Among the Mountain West tight ends, Wolfe ranks in tie for third in touchdown catches (2), seventh in receiving yards (127) and eighth in receptions (12).
- WR Mekhi Shaw became the 90th different Aztec in program history with a 100-yard receiving game with then career highs of six catches, 120 yards and two touchdowns at New Mexico on Nov. 18, 2022.
- Shaw had another 100-yard game at Hawai'i on Oct. 14, 2023 at Hawai'i with career highs of seven catches and 126 receiving yards, while adding a touchdown. Also had a career-long 69-yard catch.
- RB Kenan Christon caught eight passes for 76 yards and a touchdown against Utah State on Nov. 4, 2023. The eight catches were the most by an Aztec running back since Brandon Sullivan had nine against Cal Poly on Aug. 30, 2008. The eight receptions were also tied for the fourth most in a game last season among running backs.

BULLET NOTES - DEFENSE

- Eric Schmidt is in his first season as SDSU's defensive coordinator. Schmidt previously spent two seasons at Washington as its special teams coordinator and coach of the EDGE position on defense. In 2023, Schmidt helped take the Huskies into the College Football Playoff semifinal as the No. 2 seed following a perfect 12-0 regular season and a PAC-12 Championship victory over Oregon. Statistically, the Huskies led the Pac-12 in interceptions (5) and punt return defense (1.83), ranked third in team passing efficiency defense (122.64), and fifth in turnovers gained (18).
- Defensive edges coach Rob Aurich (2022-23 defensive coordinator at Idaho, 2018-21 special teams coordinator at South Dakota, 2015-17 defensive coordinator at Bemidji State) also has previous coordinator experience.
- San Diego State returns two starters on defense in defensive tackle Tupu Alualu and weakside linebacker Cody Moon.

DEFENSIVE NUMBERS

- Since 2014, SDSU ranks second in the country in interceptions (161), tied for sixth in turnovers forced (234), and ninth in both total defense (325.9) and scoring defense (20.1). ninth in both total defense (324.3) and scoring defense (19.8).
- San Diego State has held its opponent to single digits 21 times time since 2015 (122 games) and to 10 or less points 37 times over that span.
- The Aztecs have allowed just 1,315 points over the last 250 quarters (5.26 points per quarter) (does not include overtime periods).
- SDSU has allowed just 1,389 points over the last 68 games (20.4 ppg).
- San Diego State has held its opponent scoreless on its opening possession four times in eight games this season, 20 times in 33 games since 2022, 32 times in 46 games since 2021 and 86 times since 2015 (122 games).
- The Aztecs have not allowed a first-quarter touchdown in 11 of the last 17 games.
- SDSU had gone 18 straight games without allowing more than seven points in the first quarter before Central Michigan scored 10 of its 22 points in the first quarter on Sept. 28. **San Diego State has allowed seven or fewer points in 29 of the last 32 first quarters.**
- San Diego State held an opponent without a first-half touchdown in three games last season (Aug. 26 vs. Ohio, Oct. 21 vs. Nevada and Nov. 4 vs. Utah State). SDSU has held seven of its last 30 opponents without a touchdown in the first half.
- This year, opponents have had 93 drives where they tried to score on SDSU (does not include kneeldowns) and the Aztecs have forced three-and-outs (or less) on 24 of those drives (25.8 pct.). San Diego State averages 3.00 three-and-outs per game.
- SDSU had two defensive touchdowns in the opener against Texas A&M-Commerce on Aug. 31 (Tano Letuli fumble recovery in the end zone and JD Coffey III 45-yard interception return) in the same game for the first time since Nov. 5, 2016 vs. Hawai'i.
- **San Diego State's three defensive touchdowns this season are tied for sixth in the country, trailing only Tulane (6), Coastal Carolina (4), James Madison (4), Pittsburgh (4) and SMU (4).**
- SDSU has won six straight games when scoring a defensive touchdown (2-0 this season).
- Ten of the 11 starters on defense in the opener against Texas A&M-Commerce were making their first career FBS start. The only player with a FBS start previously - EDGE Trey White - entered the game with one career start.
- CB Chris Johnson is tied for seventh in FBS in the FBS in both forced fumbles (3, T-1st in MW) and forced fumbles per game (0.38, T-1st in MW). The three forced fumbles are already tied for the 13th most in SDSU single-season history.
- LB Brady Anderson, LB Tano Letuli, DL Krishna Clay and CB Jelani Whitmore are each tied for 49th in FBS in fumble recoveries (1, T-3rd in MW).
- S JD Coffey III had a career-high seven tackles in the first half alone at Central Michigan on Sept. 28 and finished with 15 for the game. It matched the most by an Aztec since Kyahva Tezino had 17 vs. Army West Point in the 2017 Armed Forces Bowl.
- S Josh Hunter had 15 tackles at Colorado State on Nov. 11, 2023, then most by an Aztec since Kyahva Tezino had 15 at Fresno State on Nov. 17, 2018. Hunter entered the game with 17 tackles this season and 18 for his career.
- LB Cody Moon was named the Mountain West Defensive Player of the Week on Aug. 28, 2023 for his play in the Aug. 26 opener against Ohio. Moon had a team-high 12 tackles (seven solo) in his first game as an Aztec after playing at New Mexico the previous two seasons. The 12 tackles were two more than the next two Aztecs combined. It was his fifth career double-digit tackle game (now has six) and third over a four-game stretch.
- LB Kyle Moretti led Central Michigan in tackles (65) and sacks (2.0) a year ago. In the Mid-American Conference, he ranked 10th in sacks and 12th in tackles.
- EDGE Marlem Louis ranked in a tie for fifth in FCS last year while at Richmond in forced fumbles (4) and 10th in forced fumbles per game (0.31).

RUSHING DEFENSE

- Opponents have rushed 325 times this season with only nine explosives runs (run of at least 20 yards) (2.8 pct.).
- Over the past three-plus seasons since 2021, opponents have rushed 1,577 times with only 43 attempts longer than 20 yards (2.7 pct.).
- Opponent rush average this year vs. SDSU by down: 1st - 4.5; 2nd - 3.7; 3rd - 3.5; 4th - 4.6.
- Opponent rush average this year vs. SDSU by quarter: 1st - 4.1; 2nd - 3.9; 3rd - 3.8; 4th - 4.7 - and by half: 1st - 4.0; 2nd - 4.2.
- San Diego State held Central Michigan to 154 rushing yards on 42 carries (3.7 avg.) on Sept. 28 a week after it gave up 335 on 33 attempts vs. Ball State (10.2 avg.).
- Washington State came into its game against the Aztecs on Oct. 26 averaging 176.1 yards per game but ran for just 114 on 40 carries (2.9 avg.).
- Boise State Heisman Trophy candidate Ashton Jeanty, who came into the weekend averaging 196.6 yards per game, rushed for just 149 on 31 carries (4.8 avg.) on Nov. 1 vs. the Aztecs.

PASSING DEFENSE

- SDSU's 161 interceptions since the 2014 season are the second most in the country over that span while its 17 interceptions returned for a touchdown rank in a tie for 13th over that span.
- San Diego State ranks first in the country in interception return average (35.5, min. 3 INT), a tie for sixth in interceptions returned for a touchdown (2) and 15th in interception return yards (213).
- EDGE Trey White is off to a historic start to the season, on pace to challenge the FBS's record for the most sacks per game in a season (NCAA defensive stats go back to 2000). White is averaging 1.44 sacks per game, just behind the NCAA FBS record for most sacks per game in a season behind Arizona State's Terrell Suggs (1.71 in 2002), Louisville's Elvis Dumervil (1.67 in 2005) and Syracuse's Dwight Freeney (1.46 in 2001).
- White is averaging more sacks per game (1.44) than 17 other TEAMS.
- White leads the country in sacks per game (1.44), tackles for loss per game (2.06), total tackles for loss (16.5) and total tackles for loss yards (94), and also ranks second in total sacks (11.5) and fifth in total sack yards (61).
- According to Pro Football Focus, White ranks in a tie for 14th in the country in quarterback pressures (33) and tied for seventh among players with eight games played or fewer.
- White's 74.1 pass rush grade is second in the MW and ninth in the country among edges (min. 230 pass rush snaps).
- White is already tied for sixth in SDSU single-season history with 11.5 sacks along with current Kansas City Chief Cameron Thomas (11.5 in 2021), only trailing Mike Douglass (21.0 in 1976), Brett Faryniarz (13.0 in 1987), Andy Coviello (12.5 in 1991) and Kabere Gbaja-Biamila (12.0 in 1997 and 1999).
- White logged three sacks and four tackles for loss at Central Michigan on Sept. 28. He was the first Aztec with four TFLs in a game since Jay Henderson had four vs. Northern Illinois on Sept. 30, 2017.
- White followed with another three sacks and four tackles for loss once again vs. Hawai'i on Oct. 5 en route to being named the Mountain West Defensive Player of the Week on Oct. 7 for the first time of his career. According to Pro Football Focus, White's eight quarterback pressures were tied for the second most in the country that week, while his five quarterback hurries were tied for seventh.
- White came up with two sacks and three tackles for loss the following week at Wyoming on Oct. 12, making it four straight games with multiple sacks.
- According to Pro Football Focus, CB Chris Johnson ranks third in the Mountain West among cornerbacks with a 77.4 defensive grade (min. 500 snaps) and ninth in FBS.
- S JD Coffey III returned an interception 45 yards for a touchdown against Texas A&M-Commerce on Aug. 31. Coffey is tied for first in the Mountain West in interceptions returned for a touchdown (1, T-4th in FBS) and 10th in interception yards (45).
- S Eric Butler returned an interception 43 yards for a touchdown at Wyoming on Oct. 5. Butler is tied for first in the Mountain West in interceptions returned for a touchdown (1, T-4th in FBS).
- CB Bryce Phillips is fifth in the Mountain West in interception yards (68, T-47th in FBS).
- EDGE Marlem Louis ranks in a tie for 10th in the Mountain West in total sacks (3.5).
- Louis tied for 20th in FBS last year in solo sacks (7) while at Richmond, as well as tied for 21st in sack yards (54), tied for 27th in sacks (7.5) and 47th in sacks per game (0.58)
- Last season, S Dashaun McQuin tied for 11th in FBS in interceptions returned for a touchdown (1, T-2nd in MW) last year and tied for 55th in interception yards (70, 7th in MW)
- EDGE Ezekiel Larry ranked 25th in FCS in sack yards (52) a year ago at Yale, while also tying for 29th in sacks per game (0.67) and tying for 30th in solo sacks (6).
- S Dalesean Staley (Northern Iowa) tied for 33rd in FCS in 2023 with three interceptions.
- Newcomer CB Bryce Phillips tied for 38th in FCS play last year in pass breakups (8) while at Tennessee State.

BULLET NOTES - SPECIAL TEAMS

- Associate head coach Zac Barton is in his first season as SDSU's special teams coordinator. Barton joined San Diego State after spending last season at Kansas, where he served as the Jayhawks' special teams analyst. In his lone season at KU, the Jayhawks ranked seventh in FBS in special teams grading according to Pro Football Focus, grading just behind CFP playoff teams Alabama, Texas, and

AZTECS IN THE NFL (AS OF NOV. 2, 2024)

(According to NFL.com; * - practice squad player; ^ - injured list)

Active Rosters: 9
Practice Rosters: 6
Injured List: 1
Total: 16

CURRENT NFL TEAM

SDSU LETTERS

ARIZONA CARDINALS

Aaron Brewer, LS 2008-09-10-11
Darren Hall, S 2018-19-20
*Keith Ismael, OL 2017-18-19

ATLANTA FALCONS

*Jesse Matthews, WR 2019-20-21-22

BUFFALO BILLS

*Tyrell Shavers, WR 2021-22

INDIANAPOLIS COLTS

Segun Olubi, LB 2020-21

KANSAS CITY CHIEFS

Matt Araiza, P 2019-20-21
Cameron Thomas, LB 2019-20-21

MIAMI DOLPHINS

^Patrick McMorris, S 2020-21-22

NEW ENGLAND PATRIOTS

*Keshawn Banks, DL 18-19-20-21-22
Zachary Thomas, OL 2017-19-20-21

NEW YORK GIANTS

Daniel Bellinger, TE 2018-19-20-21

PITTSBURGH STEELERS

Damontae Kazee, S 2013-14-15-16

SAN FRANCISCO 49ERS

*Alex Barrett, DL 2013-14-15-16

TAMPA BAY BUCCANEERS

*Jack Browning, P 2021-23

TENNESSEE TITANS

Daniel Brunskill, OL 2013-14-15-16

SPECIAL TEAMS SCORING PLAYS SINCE 2011

2022

Jordan Byrd95-yard KR vs. San José State (N.12) (TD)
 Tyrell Shavers.....Punt block; Returned for touchdown (S.30) (TD)
 Jordan Byrd.....66-yard PR vs. Idaho State (S.10) (TD)
 Team.....Punt block; Jaylon Armstead returned for a
touchdown vs. Arizona (S.3) (TD)

2021

Tyrell ShaversPunt block; Trenton Thompson returned for
touchdown vs. Towson (S.25) (TD)
 Jordan Byrd100-yard KR vs. Utah (S.18) (TD)
 Kaegun Williams.....Punt block; Tyrell Shavers returned for
touchdown at Arizona (S.11) (TD)

2020

Jordan Byrd93-yard KR vs. Colorado State (D.5) (TD)
 BJ Busbee90-yard KR vs. Colorado State (D.5) (TD)

2019

Trenton ThompsonPunt block; Caden McDonald returned for
touchdown at UNLV (10.26) (TD)
 Kaegun Williams95-yard KR vs. San José State (O.19) (TD)

2018

Kaelin HimphillPunt block; Trenton Thompson returned for
touchdown vs. Air Force (O.12) (TD)

2017

Juwan Washington78-yd KR vs. Army West Point (D.23) (TD)
 Rashaad Penny100-yd KR vs. Nevada (N.18) (TD)
 Rashaad Penny70-yd PR vs. Nevada (N.18) (TD)
 Juwan Washington96-yd KR vs. Northern Illinois (S.30) (TD)
 Rashaad Penny99-yd KR at Arizona State (S.9) (TD)

2016

Juwan Washington92-yd KR at Wyoming (N.19) (TD)
 Rashaad Penny93-yd KR at Wyoming (N.19) (TD)
 Rashaad Penny100-yd KR vs. California (S.10) (TD)

2015

Rashaad Penny100-yd KR vs. Cincinnati (D.24) (TD)
 Damontae Kazee66-yd PR at UNLV (N.21) (TD)
 Rashaad Penny100-yd KR at Penn State (S.26) (TD)
 Rashaad Penny97-yd KR vs. San Diego (S.5) (TD)

2014

Lloyd Mills67-yd PR vs. Northern Arizona (A.30) (TD)

2013

Tim Vizzi71-yd PR at UNLV (N.30) (TD)
 Tim Vizzi41-yd PR vs. Boise State (N.23) (TD)
 TeamFumbled punt out of end zone (O.4) (Safety)
 Sam MeredithPAT block; David Lamar returned for
def. PAT at New Mexico State (S.28) (2 pts.)

2012

Colin Lockett100-yd KR at Boise State (N.3) (TD)
 Colin Lockett96-yd KR vs. Army (S.8) (TD)

2011

Brandon Davis98-yd KR at Air Force (O.13) (TD)
 Colin Lockett94-yd KR vs. Cal Poly (S.3) (TD)

Washington. Kansas would go on to earn a selection into the 2023 Guaranteed Rate Bowl to cap off an 8-4 regular season, their best regular season record since 2007. Prior to Kansas, Barton coached the special teams at Kent State from 2018-22 under head coach Sean Lewis and helped the Golden Flashes' special teams unit to new heights.

- Special teams have long been a key to San Diego State's success. **The Aztecs have won five of the nine Mountain West Special Teams Player of the Year awards issued since 2015. Those five include three kick returners (Rashaad Penny from 2015-17), two punters (Matt Araiza in 2021 and Jack Browning in 2022) and one kicker (also Araiza in 2021).**
- San Diego State returns a pair of all-conference honorable mention selections in the special teams unit in kick returner Kenan Christon and punt returner Mekhi Shaw.
- ESPN's special teams efficiency rating had San Diego State at 72.2 in 2022, which ranked second in FBS, trailing only South Carolina (79.8). The Aztecs were fifth in 2021 at 69.9. Last year, SDSU was ninth at 65.8, and this year San Diego State is 10th at 69.6.
- **Since the start of the 2015 season, San Diego State has 14 kickoff returns for touchdowns, the most in FBS play over that time. To put that stat into perspective, seven other teams have played at least 100 games over that span and do not have a single kick return touchdown.**
- **The Aztecs also have five 100-yard kickoff return touchdowns since 2015, one behind Western Michigan for the most in FBS play over that span.**
- SDSU has three non-offensive touchdowns this season - a Tano Letuli fumble recovery in the end zone vs. Texas A&M-Commerce on Aug. 31 and a JD Coffey III 45-yard interception return in the same game, and an Eric Butler 43-yard touchdown at Wyoming on Oct. 12. **The three non-offensive touchdowns are tied for the 13th most in the country.**
- The Aztecs have 14 non-offensive touchdowns since the start of the 2021 season. Only eight schools have more non-offensive touchdowns over that span, including Pittsburgh (21), Notre Dame (18), Iowa (16), Kentucky (16), Middle Tennessee (16), Ohio State (15), SMU (15) and Tulane (15). Over that span, SDSU has five interception returns for touchdowns, four blocked punt returns for touchdowns, two kickoff returns for a touchdown, two fumble recoveries for a touchdown and one punt return for a touchdown.
- **Since the start of the 2020 season, San Diego State has 18 non-offensive touchdowns, tied with Alabama, Houston, Middle Tennessee, Ohio State and Tulane for the fifth most in the country over that span, trailing only Pittsburgh (23), Notre Dame (21), Iowa (19) and Kentucky (19).**
- **P Tyler Pastula is currently averaging 45.61 yards per punt, which would rank fourth in SDSU single-season history.**
- Pastula ranks first in the Mountain West in punt yards per game (233.75, 10th in FBS), second in punt average (45.61, 13th in FBS), total punts per game (5.13, T-13th in FBS), total punt yards (1,870, 14th in FBS) and total punts (41, T-23rd in FBS), fourth in net punt average (41.32, 34th in FBS) and tied for fourth in punts inside the 20-yard line (13, T-35th in FBS).
- Pastula punted seven times for 340 yards against Oregon State on Sept. 7. The 48.6 average was a then career-high mark (min. 4 punts) and the 11th-highest average in the country this year (min. 7 punts).
- **Pastula had a career-long 79-yard punt at Boise State on Nov. 1. It is tied for the longest punt in a FBS game this season and tied for the sixth longest in program history.**
- **Pastula has two of the six longest punts in FBS play this season (79-yarder at Boise State on Nov. 1 and a 75-yarder at Wyoming on Oct. 12).**
- Last year, Pastula ranked 20th in FCS punt average (42.7) while playing for UAlbany.
- **Gabe Plascencia is ranked second in the Mountain West in field goal percentage (88.89, T-23rd in FBS), sixth in field goals made per game (1.14, T-57th in FBS), tied for sixth in field goal attempts per game (1.33), seventh in kickoff average (59.91), tied for seventh in made field goals (8), eighth in kickoff touchback percentage (43.75), ninth in total field goal attempts (9), 10th in kickoffs (32) and kickoff yards (1,917), and tied for 10th in kickoff touchbacks (14).**
- **For his career, Plascencia is 12-for-13 (92.3 pct.) in field goal attempts.**
- Plascencia has five career games with multiple field goals, including three this year.
- KR Ja'Shaun Poke is tied for third in the Mountain West in kick returns per game (1.25, T-42nd in FBS), fourth in kick return average (19.40, 42nd in FBS), fifth in total kick return yards per game (24.25, 65th in FBS), tied for fifth in total kick returns (10, T-48th in FBS), and sixth in total kick return yards (194, T-68th in FBS) and combined return yards (194).
- Mekhi Shaw is fourth in the Mountain West in punt returns per game (1.23, T-53rd in FBS), tied for fourth in punt returns (9, T-63rd in FBS), tied for eighth in total punt return yards per game (6.75) and tied for ninth in punt return yards (54).
- Shaw ranked third in the Mountain West last year in punt return average (7.21, 37th in FBS), fourth in punt returns (14, T-48th in FBS) and seventh in total punt return yards (101, T-61st in FBS).
- RB/KR Kenan Christon ranked second last year in the Mountain West in total kick returns (15, T-56th in FBS) and total kick return yards (331, 57th in FBS) and sixth in combined kick return/punt return yards (331, T-74th in FBS).
- Eric Butler blocked two punts last year, tied for the second-most blocked kicks in SDSU single-season history. His two career blocked kicks are tied for the fifth most in school history.
- Butler's two blocked kicks were tied for the fourth most in the country last year, while his 0.18 blocked kicks per game were also fourth.

LAST TIME OUT

No. 15/19 Boise State 56, San Diego State 24
Nov. 1, 2024 | Albertsons Stadium | Boise, Idaho

BOISE, Idaho -- San Diego State was unable to recover from a shaky start in a 56-24 loss at No. 15/19 Boise State Friday night in Boise. It was the first setback in Mountain West play for the Aztecs (3-5, 2-1 MW).

The Broncos (7-1, 4-0 MW) jumped out to a 28-0 lead before SDSU even got into BS territory. Maddux Madsen connected on consecutive touchdown passes to Latrell Caples from 18 and 19 yards, and then A'Marion McCoy picked off San Diego State true freshman quarterback Danny O'Neil and ran it back 35 yards to make it 21-0 Boise State after the first quarter.

Another O'Neil interception early in the second quarter led to Madsen's third touchdown pass of the half, this time finding Prince Strachan from 14 yards out.

The Aztecs finally got on the scoreboard as O'Neil connected on a 40-yard pass to Jordan Napier on a third-and-13 situation. SDSU's drive, however, stalled and Gabe Plascencia nailed a 27-yard field goal.

San Diego State forced a Bronco punt and responded with a 6-yard touchdown run by Marquez Cooper. It took the Aztecs just five plays to get 65 yards, thanks mainly to a 42-yard gain by Cooper on the second play of the drive.

BS, however, answered with a 13-play, 75-yard drive that ate up 5:36 of clock, twice converting third downs before Madsen's touchdown pass to Caples on fourth-and-1 from the SDSU 14 gave Boise State a 35-10 lead at the half.

The Broncos took their opening drive in the second half 75 yards, ending with a 4-yard touchdown run by Ashton Jeanty.

After the teams exchanged punts, BS went 90 yards on 13 plays over 6:27 before another 4-yard run by Jeanty made it 49-10, Boise State. The Broncos converted two third downs on the drive and got another first down on a fourth-and-3 when BS faked a punt with a 32-point lead.

San Diego State wouldn't give up and put together an impressive drive that went 75 yards on 16 plays.

The Aztecs converted four fourth downs on the drive with an 8-yard run by Cooper on a fourth-and-2, a 3-yard run by Cooper on a fourth-and-1, a 10-yard pass from O'Neil to Napier on a fourth-and-8 and finally a 30-yard touchdown pass from O'Neil to Napier on a fourth-and-5.

Boise State got one back with a 2-yard run by Tyler Crowe to take a 56-17 lead.

Chris Johnson took the ensuing kickoff 46 yards to the SDSU 46. On a third-and-12 seven plays later, O'Neil found Mekhi Shaw, who made a diving catch in the end zone for the final points of the game.

O'Neil was 14 of 30 for 155 yards, two touchdowns and two interceptions. Cooper rushed for 94 yards on just 16 attempts (5.9 avg.) and Napier had a game-high eight catches for 79 yards.

San Diego State held Jeanty, who came into Friday averaging 196.6 yards per game, to 149 tonight on 31 carries (4.8 avg.). Madsen completed 24 of 32 passes for 307 yards and four touchdowns.

Tano Letuli had a game-high 10 tackles to lead the Aztecs for a second straight contest. Kyle Moretti and Bryce Phillips chipped in with six tackles apiece.

SDSU fell to 2-3 all-time at Boise State with the rest of the Mountain West going 10-96 (.094).

San Diego State was 6-for-6 on fourth down in the game, matching the most conversions in FBS play without a fail since 2007.

TEAM NOTES

- SDSU fell to 2-3 all-time at Boise State. The rest of the Mountain West is 10-96 (.094).
- This was the sixth time in 10 all-time meetings that one of the schools was nationally ranked. The nationally-ranked team is now 3-3 in the series.



SDSU-BOISE STATE

Nov. 1, 2024 | Albertsons Stadium | Boise, Idaho
 Attendance: 36,838 | Weather: 55 degrees F; wind SE 17 mph

	1	2	3	4	Total
San Diego State	0	10	0	14	- 24
Boise State	21	14	7	14	- 56

SCORING SUMMARY

BS — Caples 18-yd pass f/Madsen (Dalmas kick)	(10:34, 1st)
BS — Caples 19-yd pass f/Madsen (Dalmas kick)	(1:39, 1st)
BS — McCoy 35-yd interception return (Dalmas kick)	(1:31, 1st)
BS — Strachan 14-yd pass f/Madsen (Dalmas kick)	(11:35, 2nd)
SDSU — Plascencia 27-yd field goal	(9:12, 2nd)
SDSU — Cooper 6-yd run (Plascencia kick)	(5:58, 2nd)
BS — Caples 14-yd pass f/Madsen (Dalmas kick)	(0:22, 2nd)
BS — Jeanty 4-yd run (Dalmas kick)	(10:13, 3rd)
BS — Jeanty 4-yd run (Dalmas kick)	(13:03, 4th)
SDSU — Napier 30-yd pass f/O'Neil (Plascencia kick)	(7:35, 4th)
BS — Crowe 2-yd run (Dalmas kick)	(3:03, 4th)
SDSU — M. Shaw 30-yd pass f/O'Neil (Plascencia kick)	(0:30, 4th)

TEAM STATS

	San Diego State	Boise State
First Downs	12	34
Rushes-Yards	26-101	46-219
Passing Yards	155	322
C-A-I	14-30-2	26-34-0
Total Offense	256	541
Fumbles-Lost	0-0	0-0
Penalties-Yards	5-42	4-37
Possession Time	20:28	39:32
Turnovers	2	0
Average Field Position	SDSU32	BSU24

INDIVIDUAL STATS

Rushing (Atts.-Yards-TDs): SDSU: Cooper 16-94-1; Davis 5-29-0; White 1-4-0; O'Neil 4-(-21)-0. BS: Jeanty 31-149-2; Madsen 4-25-0; Riley 4-16-0; Crowe 5-14-1; Bates 1-9-0; Notaraini 1-6-0.
Passing (Comp.-Att.-Int., Yards, TDs): SDSU: O'Neil 14-30-2, 155, 2; BS: Madsen 24-32-0, 307, 4; Nelson 2-2-0, 15, 0.
Receiving (No.-Yards-TDs): SDSU: Napier 8-79-1; Poke 3-16-0; Shaw 2-41-1; Bennett 1-12-0; Cooper 0-7-0. BS: Caples 6-90-3; Camper 4-50-0; Strachan 4-49-1; Penry 3-28-0; Jeanty 2-31-0; Wagner 2-23-0; Lauter 2-18-0; Bolt 1-18-0; Bates 1-11-0; Crowe 1-4-0.

DEFENSIVE SCORING PLAYS (SINCE 2009)

2024

Eric Butler43-yd INT at Wyoming (0.12.)
 Tano Letuli0-yd FR after Trey White's FF
vs. Texas A&M-Commerce (A.31)
 JD Coffey45-yd INT vs. Texas A&M-Commerce (A.31)

2023

Deshawn McCuin70-yd INT at Hawai'i (0.14) (TD)

2022

Jonah TavaiSacked QB in end zone vs. SJSU (N.12) (Safety)
 Patrick McMorris30-yd FR after Michael Shawcroft's FF
at Nevada (0.22) (TD)

2021

Andrew Aleki17-yd INT at UNLV (N.19) (TD)
 Andrew Aleki25-yd INT vs. New Mexico State (S.4) (TD)

2020

Darren Hall57-yd INT at Colorado (N.28) (TD)
 Segun Olubi71-yd INT vs. Hawai'i (N.14) (TD)

2019

Darren Hall20-yd FR after Tariq Thompson's FF
vs. Central Michigan (D.21) (TD)

2017

Tariq Thompson83-yd INT vs. Northern Illinois (S.30) (TD)

2016

Ron Smith54-yd INT vs. Houston (D.17) (TD)
 Damontae Kazee54-yd INT vs. Hawai'i (N.5) (TD)
 Ron Smith14-yd INT vs. Hawai'i (N.5) (TD)
 Malik Smith28-yd INT at Utah State (O.28) (TD)
 Ronley Lakalaka9-yd INT vs. California (S.10) (TD)

2015

Alex Barrett43-yd INT vs. Cincinnati (D.24) (TD)
 Damontae Kazee55-yd INT at Colorado St. (O.31) (TD)
 Calvin Munson67-yd INT vs. San Diego (S.6) (TD)
19-yd INT vs. San Diego (S.6) (TD)

2014

Calvin Munson56-yd INT vs. Air Force (N.21) (TD)

2013

J.J. Whittaker18-yd INT vs. Boise State (N.23) (TD)

2012

Everett Beed52-yd FR vs. Air Force (N.10) (TD)
 Leon McFadden96-yd INT at Fresno State (S.29) (TD)
 Eric Pinkins32-yd INT at Fresno State (S.29) (TD)
 Leon McFadden28-yd INT vs. North Dakota (S.15) (TD)

2010

Jerome LongFR in end zone after Rob Andrews' FF
at TCU (N.13) (Safety)

2009

Luke Laolagi55-yd INT at UNLV (N.28) (TD)
 Dey Juan Hemmings14-yd FR after Ernie Lawson's FF
vs. New Mexico State (O.3) (TD)
 TeamQB fell in end zone vs. So. Utah (S.12) (Safety)

GEOLOGICAL BREAKDOWN

California (64)

Tiumalu Afalava, Brady Anderson, Jaylon Armstead, Tayvion Beasley, Nate Bennett, Tayten Beyer, Jackson Berman, Joe Borjon, Louis Brown IV, Eric Butler, Isaiah Buxton, Owen Chambliss, Tyson Chavez, Kenan Christon, Emanuel Chow, Krishna Clay, Kodi Cornelius, Kyle Crum, AJ Duffy, Gage Dutcher, Arnold Escano, Ryan Gaea, Nick Gardinera, Gabe Garretson, Max Garrison, Malik Gucake, Xavier Hamlet, Dean Harrington, Michael Harrison, Josh Hunter, Chris Johnson, Christian Jones, Nikolas Kattoula, Jayden Kendricks, Ezekiel Larry, Tano Letuli, Nick Lopez, Jerry McClure, Jason Mitchell, Myles Murao, Jordan Napier, Brady Nassar, William Nimmo Jr., Danny Niu, Dominic Oliver, Bryce Phillips, Gabriel Plascencia, Connor Poulson, Zechariah Ramirez, Cincere Rhaney, Kurt Rossner, Bobby Shaw, Mekhi Shaw, Jake Sinz, Charlie Stewart, Lucky Sutton, Parker Threatt, Javance Tupou'ata-Johnson, Ross Ulugalu-Maseuli, Mikey Welsh, Trey White, Jelani Whitmore, Prince Williams, Jude Wolfe

Texas (9)

Briley Barron, Will Cianfrini, JD Coffey III, Cam Davis, Deshawn McCuin, Jelani McLaughlin, Tyler McMahan, Heath McRee, Logan Tanner

Arizona (5)

Sam Benjamin, Nick Clegg, Zone Wierenga, Ryan Wintermeyer, Ryan Wolfer

Nevada (4)

Joshua Goynes, Ryan Henderson, DJ Herman, Ben Scolari

Washington (4)

Arthur Ban, Ryan Dirksen, Kai Holec, Jatavious Magee

Hawaii (2)

Tupu Alualu, Teivis Tuioti

Missouri (2)

Dalesean Staley, Phillippe Wesley II

Colorado (1)

Kyle Moretti

Florida (1)

Marlem Louis

Georgia (1)

Ja'Shaun Poke

Illinois (1)

Jared Badie

Maryland (1)

Marquez Cooper

Massachusetts (1)

Keion Mitchell

Minnesota (1)

Darrion Dalton

New Mexico (1)

Cody Moon

Indiana (1)

Danny O'Neil

Pennsylvania (1)

Tyler Pastula

Ohio (1)

Nate Williams

Oklahoma (1)

Brayden Bryant

American Samoa (1)

Saipale Fuimaono

Finland (1)

Eemil Herranen

- The Aztecs fell to 2-1 on the season when having less rest than their opponent (in this case, six days in between games to Boise State's seven days).
- SDSU fell to 10-8 all-time vs. Division I schools that call the state of Idaho home. SDSU is 3-0 against Idaho State, 3-2 in contests with Idaho and 4-6 against Boise State.
- San Diego State fell to 79-43 (.648) since the start of the 2015 campaign, which is the 20th-best record in the country over that span.
- SDSU was 6-for-6 on fourth down, its most fourth down conversions in a game since at least the 1996 season.
- The Aztecs allowed a first-quarter touchdown for just the seventh time in the last 17 games.
- SDSU has allowed seven or fewer points in 29 of the last 32 first quarters.
- San Diego State allowed just its second 100-yard rusher of the season. Ashton Jeanty, who came into weekend averaging 196.6 yards per game, rushed for 149 tonight on 31 carries (4.8 avg.).
- San Diego State fell to 68-19 since 2015 when scoring just 20-plus points (3-3 this year).

SERIES NOTES

- San Diego State fell to 4-6 all-time against Boise State.
- The Aztecs dropped to 2-3 all-time at Boise State.
- SDSU fell to 1-2 all-time vs. the Broncos when they were nationally ranked.

TRENDS

- The Aztecs lost the coin toss for the sixth time this season (1-7).
- SDSU started with the ball for the 119th time over the last 165 games.
- San Diego State allowed its opponent to score on its opening possession for the fourth time this season in eight games, 13th time in 33 games since 2022, 14th time in 46 games since 2021 and 36th time since 2015 (122 games).

PLAYER NOTES

*** Danny O'Neil, TR-Fr., QB (14-for-30, 155 yds., 2 TD, 2 INT)**

Fell to 3-4 as the team's starting quarterback ... Threw his seventh and eighth touchdown passes of the season (and career) ... It was his third game with two touchdown passes.

*** Marquez Cooper, Sr., RB (16 att., 94 yds., 1 TD)**

Ran for 94 yards and now has 842 on the season in eight games (105.3 yards per game) ... Now has 4,698 yards for his career, which ranks 41st in NCAA history (according to SportsReference.com) and dropping Marcus Allen to 43rd at 4,682 ... Scored his ninth touchdown of the season and now has 42 for his career.

*** Jordan Napier, RS-Fr., WR (8 rec., 79 yds., 1 TD)**

Had a career-high eight receptions ... Caught his fourth touchdown pass of the season (and career).

*** Mekhi Shaw, Sr., WR (2 rec., 41 yds., 1 TD)**

Scored his first touchdown of the season and sixth of his career.

*** Tano Letuli, So., LB (10 tackles (7 solo), 0.5 SCK, 0.5 TFL)**

Tied a career high with 10 tackles (also last game).

*** Gabe Plascencia, Jr., K (1-for-1 FG, 3-for-3 PATs)**

Is now 8-for-9 in field goal attempts this season and 12-for-13 for his career.

*** Tyler Pastula, Sr., P (4 P, 50.2 avg., 2 I20, 79 long)**

Had a long punt of 79 yards, which is tied for the longest punt in FBS this season and tied for sixth longest in program history.

OTHER NOTES

- RB Marquez Cooper started for the 40th consecutive game, the longest streak among the Aztec offensive and defensive players.
- Cooper's 49 career starts are the most among any current Aztec offensive or defensive player.
- P Tyler Pastula played in his 53rd consecutive game and 53rd game overall, both the longest and most among any current Aztec.
- LB DJ Herman earned his first career start.
- Tonight's temperature was 55 degrees at kickoff.
- Tonight's attendance was 36,838, the ninth-largest attended game in Albertsons Stadium history.
- The Aztec shield was carried out tonight by DL Krishna Clay.

2024 SEASON ACCOLADES

Tupu Alualu | Sr. | Honolulu, Hawaii | Defensive Line

Polynesian Player of the Year Watch List (Polynesian ancestry that epitomizes great ability and integrity)

Louis Brown IV | Jr. | Los Angeles, Calif. | Wide Receiver

College Football Network Midseason All-Mountain West (honorable mention)

Kenan Christon | Sr. | San Diego, Calif. | Running Back

Paul Hornung Award Watch List (most versatile performer)

Marquez Cooper | Sr. | Gaithersburg, Md. | Running Back

Maxwell Award Watch List (best all-around player)

Doak Walker Award Watch List (best running back)

College Football Network Midseason All-Mountain West (first team)

Team captain

Tano Letuli | So. | San Diego | Linebacker

Team captain

Marlem Louis | Sr. | Venice, Fla. | Defensive Line

East-West Shrine Bowl 1000 Watch List

Deshawn McCuin | Sr.^ | Jacksonville, Texas | Safety

College Football Network Midseason All-Mountain West (second team)

Myles Murao | Sr. | Torrance, Calif. | Offensive Line

Polynesian Player of the Year Watch List (Polynesian ancestry that epitomizes great ability and integrity)

Jordan Napier | RS-Fr. | Fontana, Calif. | Wide Receiver

College Football Network Midseason All-Mountain West (honorable mention)

Danny O'Neil | Fr. | Indianapolis, Ind. | Quarterback

Two-time Mountain West Freshman of the Week (Oct. 7 & Oct. 14)

Tyler Pastula | Sr.^ | Easton, Pa. | Punter

Ray Guy Award Watch List (most outstanding punter)

Ray's 8 (Oct. 7)

College Football Network Midseason All-Mountain West (second team)

Bryce Phillips | Sr. | Long Beach, Calif. | Cornerback

East-West Shrine Bowl 1000 Watch List

Mekhi Shaw | Sr. | San Diego, Calif. | Wide Receiver

Wuerffel Trophy/Allstate AFCA Good Works Watch List

Ross Ulugalu-Maseuli | Jr. | San Diego, Calif. | Off. Line

Polynesian Player of the Year Watch List (Polynesian ancestry that epitomizes great ability and integrity)

College Football Network Midseason All-Mountain West (honorable mention)

Trey White | So. | San Diego, Calif. | Edge

Bednarik Award Watch List (most outstanding defensive player)

Associated Press Midseason All-American (first team)

College Football Network Midseason All-American (first team)

The Sporting News Midseason All-American (second team)

College Football Network Midseason EDGE Defender of the Year

College Football Network Midseason All-Mountain West (first team)

Mountain West Defensive Player of the Week (Oct. 7)

Team captain

Nate Williams | Sr.^ | Utica, Ohio | Off. Line

College Football Network Midseason All-Mountain West (second team)

Ryan Wintermeyer | Sr. | Scottsdale, Ariz. | Long Snapper
Patrick Mannelly Award Watch List (best long snapper)

Jude Wolfe | Sr. | Laguna Hills, Calif. | Tight End
 College Football Network Midseason All-Mountain West (honorable mention)

SAN DIEGO STATE TO JOIN THE PAC-12 CONFERENCE

San Diego State has accepted an invitation to join the Pac-12 Conference, the school announced on Sept. 12. The Aztecs will officially become a member of the Pac-12 on July 1, 2026.

SDSU joins league stalwarts Oregon State and Washington State, along with Boise State, Colorado State and Fresno State as the newest members of the league.

"We are ecstatic to be joining the Pac-12 Conference," San Diego State director of athletics John David Wicker said. "While we are grateful to be a founding member of the Mountain West with 26 years of success in the conference, we are excited at what lies ahead with these new opportunities. We will continue to compete for conference championships on the field and to graduate leaders in the community."

"The move to the Pac-12 is a transformative moment for our entire university," SDSU President Adela de la Torre said. "Joining the Pac-12 opens the door to exciting partnerships and financial growth, all of which will contribute to the success of our student-athletes and the vitality of our university community. This is just the beginning -- we are poised to attract even more top-tier talent, compete at the highest national level and identify new opportunities that will benefit our One SDSU community and the San Diego region."

Oregon State and Washington State are currently operating as members of the Pac-12 Conference as part of an NCAA two-year grace period and will continue to do so for the 2025-26 academic season before the four new members officially join. The collective six universities will collaboratively chart additional membership and other future conference considerations.

"For over a century, the Pac-12 Conference has been recognized as a leading brand in intercollegiate athletics," Commissioner Teresa Gould stated. "We will continue to pursue bold cutting-edge opportunities for growth and progress, to best serve our member institutions and student-athletes. I am thankful to our board for their efforts to welcome Boise State University, Colorado State University, California State University, Fresno, and San Diego State University to the conference. An exciting new era for the Pac-12 Conference begins today."

The Aztecs have won a Mountain West record 96 league titles (only includes sports SDSU competes in), including the most championships in each of the last three years. In the 2023-24 campaign alone, San Diego State captured six MW championships, including women's soccer (regular season), swimming & diving, men's golf, women's tennis (tournament) and softball (regular season and tournament). The Aztecs also had four conference players of the year - Mac Barbara (softball, co-player), Yasmine Kabbaq (women's tennis), Denise Castro (women's soccer, offensive) and Alex Roberts (swimmer) - and three conference coaches of the year - Stacey Nuveman-Deniz (softball), Mike Shrader (swimming) and Roland McDonald (diving).

SDSU has also been a power on the national stage as its combined .726 winning percentage in football and men's basketball since the fall of 2010 ranks first in the country, just behind of Ohio State (.727). San Diego State has also excelled in the professional ranks. Most recently, former Aztec men's golfer Xander Schauffele won two of the four major championships in 2024, while former NCAA track & field champion Shanieka Ricketts (Thomas) won the silver medal in the triple jump at the Paris Olympics this summer.

In the classroom, 366 San Diego State student-athletes were recognized as scholar-athletes in April for achieving a semester GPA of 3.20 or higher or maintaining a cumulative GPA of 3.0 or higher. Additionally, 38 student-athletes earned Malik Award distinction for posting a 4.0 grade-point average.

AZTECS NAME TEAM CAPTAINS

The San Diego State football team has named senior Marquez Cooper (Gaithersburg, Md.), and sophomore San Diego natives Tano Letuli (Cathedral Catholic High) and Trey White (Eastlake High) as its captains for the 2024 campaign.

The trio was chosen in a team vote on Aug. 23, Cooper as the offensive representative, Letuli at defense and White earning the special teams nod.

Cooper, who earlier this month was named to both the Maxwell Award Watch List (college football player of the year) and the Doak Walker Award Watch List (best running back), enters his final campaign as the active leading FBS leader in rushing yards (3,856), all-purpose yards (4,466) and rushing touchdowns by a running back (33). Cooper has three consecutive 1,000-yard rushing seasons, including 1,080 and 1,331 while at Kent State in 2021 and 2022, respectively, and 1,043 last year at Ball State.

Letuli, meanwhile, comes to The Mesa after one season at Army West Point. Letuli logged 12 tackles in 11 games for the Black Knights as a true freshman in 2023, one of just a few freshmen defensive players to make Army's opening-day travel squad. A three-year letter winner at powerhouse Cathedral Catholic High School in San Diego, Letuli played running back and safety for the Dons from 2019-21 before moving onto Army Prep in 2022.

White enters his third season at San Diego State, having moved to defensive edge from linebacker. Last season, White had 15 tackles, two tackles for loss, a fumble recovery and an interception in 12 games, including one start. White, the team's 2022 special teams scout player of the year, played in three games as a true freshman that year before utilizing his redshirt campaign. White was a three-time first-team all-league selection at nearby Eastlake High School and was named the Mesa League Defensive Player of the Year for the spring 2021 season.

SDSU FOOTBALL ANNOUNCES 2024 RADIO BROADCAST TEAM

San Diego State, JMI Sports and iHeartMedia announced April 18 that it has filled its radio broadcast lineup for the 2024 football season. Jon Schaeffer will be the play-by-play announcer while Rich Ohrnberger will continue in the booth as color analyst.

Schaeffer has been with iHeartMedia since July 2017 and is currently the co-host of "Jon and Jim" weekdays from 3-6 p.m. PT on San Diego Sports 760, the flagship radio station of San Diego State athletics. Schaeffer has handled pregame duties for Aztec football as well as pregame, halftime and postgame duties for SDSU men's basketball.

Schaeffer also has experience working play-by-play with the Phillies Radio Network, FOX College Sports, ESPN GamePlay, ESPN3, Mountain West Network and Big East Digital Network, and numerous schools in the northeast.

Schaeffer takes over the football play-by-play duties from longtime voice of the Aztecs, Ted Leitner, who has called SDSU football games for nearly three decades, including the past 19 seasons. Leitner will finish up his storied career by calling SDSU's men's basketball for his 30th and final season during the 2024-25 campaign.

Ohrnberger has been the color analyst for San Diego State football games for the past seven seasons. Ohrnberger, who played five years in the NFL, currently co-hosts the "Big Rich, TD & Fletch" weekday radio show from 6-9 a.m. PT on San Diego Sports 760. Ohrnberger also hosts "FOX Sports Saturday" and "FOX Sports Sunday," and also is an on-air personality on NBC 7 San Diego's "Football Night in San Diego" and "Sports Wrap."

Ohrnberger played 39 games across five seasons in the NFL, starting eight times on the offensive line. Ohrnberger, who played two years with New England, a year with Arizona and his final two with the Chargers, was a two-time all-Big Ten selection at Penn State, earning first-team honors as a senior in 2008.



MOUNTAIN WEST

2024 MW Standings

	MW	Pct.	Overall	Pct.
Boise State	4-0	1.000	7-1	.875
Colorado State	4-0	1.000	6-3	.667
UNLV	2-1	.667	6-2	.750
San Diego State	2-1	.667	3-5	.375
San Jose State	3-2	.600	5-3	.625
Fresno State	3-2	.600	5-4	.555
Hawai'i	2-2	.500	4-5	.444
Wyoming	2-3	.400	2-7	.222
New Mexico	2-3	.400	3-6	.333
Utah State	1-3	.250	2-6	.250
Nevada	0-4	.000	3-7	.300
Air Force	0-4	.000	1-7	.125

This Week in the Mountain West

Friday, Nov. 8

***New Mexico at San Diego State, 7:30 p.m. PT FS1**

Saturday, Nov. 9

San Jose State at Oregon State, 12:30 p.m. PT The CW
 *UNLV at Hawai'i, 4 p.m. HT CBSN
 *Fresno State at Air Force, 7:45 p.m. MT FS1
 Utah State at Washington State, 7:30 p.m. PT The CW
 *Nevada at Boise State, TBA FOX

Last Week in the Mountain West

Friday, Nov. 1

***at Boise State 56, San Diego State 24**

Saturday, Nov. 2

at Army West Point 20, Air Force 3
 *Wyoming 49, at New Mexico 45
 *Hawai'i 21, at Fresno State 20
 *Colorado State 38, at Nevada 21

Charting the Regular-Season Opponents

Texas A&M - Commerce (1-8, 1-4 SLC)		
A.31	at San Diego State	L, 14-45
S.7	at UC Davis	L, 22-36
S.14	Grambling	L, 28-35 (ot)
S.21	Sacramento State	L, 0-34
O.5	at Southeastern*	L, 9-21
O.12	at Northwestern State*	W, 42-21
O.19	Lamar*	L, 20-29
O.26	at Prairie View A&M	L, 27-34
N.2	at McNeese*	L, 3-31
N.9	Stephen F. Austin	3:30 p.m. CT
N.16	Houston Christian*	1 p.m. CT
N.23	UIW*	1 p.m. CT

Central Michigan (3-5, 1-3 MAC)		
A.29	Central Connecticut State	W, 66-10
S.7	at Florida International	L, 16-52
S.14	at Illinois	L, 9-30
S.21	Ball State*	W, 37-34
S.28	San Diego State	W, 22-21
O.12	Ohio*	L, 25-27
O.19	at Eastern Michigan*	L, 34-38
O.26	at Miami (Ohio)*	L, 7-46
N.5	Bowling Green*	7:30 p.m. ET
N.12	at Toledo*	7 p.m. ET
N.19	Western Michigan*	TBA
N.30	Northern Illinois*	TBA

Washington State (7-1, 0-0 Pac-12)		
A.31	Portland State	W, 70-30
S.7	Texas Tech	W, 37-16
S.14	at Washington	W, 24-19
S.20	San Jose State	W, 54-52 (ot)
S.28	at Boise State	L, 24-45
O.12	at Fresno State	W, 25-17
O.19	Hawaii	W, 42-10
O.26	at San Diego State	W, 29-26
N.9	Utah State	7:30 p.m. PT
N.16	at New Mexico	TBA
N.23	at Oregon State	3:30 p.m. PT
N.30	Wyoming	3:30 p.m. PT

UNLV (6-2, 2-1 MW)		
A.31	at Houston	W, 27-7
S.7	Utah Tech	W, 72-14
S.13	at Kansas	W, 23-20
S.28	Fresno State*	W, 59-14
O.4	Syracuse	L, 41-44 (OT)
O.11	at Utah State*	W, 50-34
O.19	at Oregon State	W, 33-25
O.25	Boise State*	L, 24-29
N.9	at Hawai'i*	4 p.m. HT
N.16	at San Diego State*	7:30 p.m. PT
N.22	at San Jose State*	TBA
N.30	Nevada*	5 p.m. PT

Oregon State (4-4, 0-0 Pac-12)		
A.31	Idaho State	W, 38-15
S.7	at San Diego State	W, 21-0
S.14	Oregon	L, 14-49
S.21	Purdue	W, 38-21
O.5	Colorado State	W, 39-31 (2OT)
O.12	at Nevada	L, 37-42
O.19	UNLV	L, 25-33
O.26	at California	L, 7-44
N.9	San Jose State	12:30 p.m. PT
N.16	at Air Force	1:30 p.m. MT
N.23	Washington State	3:30 p.m. PT
N.29	at Boise State	10 a.m. MT

Hawai'i (4-5, 2-2 MW)		
A.24	Delaware State	W, 35-14
A.31	UCLA	L, 13-16
S.14	at Sam Houston State	L, 13-31
S.21	Northern Iowa	W, 36-7
O.5	at San Diego State*	L, 24-27
O.12	Boise State*	L, 7-28
O.19	at Washington State	L, 10-42
O.26	Nevada*	W, 34-13
N.2	at Fresno State*	W, 21-20
N.9	UNLV*	4 p.m. HT
N.16	at Utah State*	TBA
N.30	New Mexico*	6 p.m. HT

Boise State (7-1, 4-0 MW)		
A.31	at Georgia Southern	W, 56-45
S.7	at Oregon	L, 34-37
S.21	Portland State	W, 56-14
S.28	Washington State	W, 45-24
O.5	Utah State*	W, 62-30
O.12	at Hawai'i*	W, 28-7
O.25	at UNLV*	W, 29-24
N.1	San Diego State*	W, 56-24
N.9	Nevada*	TBA
N.16	at San Jose State*	4 p.m. PT
N.23	at Wyoming*	5 p.m. MT
N.29	Oregon State	10 a.m. MT

Utah State (2-6, 1-3 MW)		
A.31	Robert Morris	W, 36-14
S.7	at USC	L, 0-48
S.14	at Utah	L, 21-38
S.21	at Temple	L, 29-45
O.5	at Boise State*	L, 30-62
O.11	UNLV*	L, 34-50
O.19	New Mexico*	L, 45-50
O.26	at Wyoming*	W, 27-25
N.9	at Washington State	7:30 p.m. PT
N.16	Hawai'i*	TBA
N.23	San Diego State*	1:30 p.m. MT
N.29	at Colorado State*	TBA

California (4-4, 0-4 ACC)		
A.31	UC Davis	W, 31-13
S.7	at Auburn	W, 21-14
S.14	San Diego State	W, 34-10
S.21	at Florida State*	L, 9-14
O.5	Miami (Fla.)*	L, 38-39
O.12	at Pittsburgh*	L, 15-17
O.19	NC State*	L, 23-24
O.26	Oregon State	W, 44-7
N.8	at Wake Forest*	5 p.m. PT
N.16	Syracuse*	TBA
N.23	Stanford*	TBA
N.30	at SMU*	TBA

Wyoming (2-7, 2-3 MW)		
A.31	at Arizona State	L, 7-48
S.7	Idaho	L, 13-17
S.14	BYU	L, 14-34
S.21	North Texas	L, 17-44
S.28	Air Force*	W, 31-19
O.12	San Diego State*	L, 24-27
O.19	at San Jose State*	L, 14-24
O.26	Utah State*	L, 25-27
N.2	at New Mexico*	W, 49-45
N.15	at Colorado State*	6 p.m. MT
N.23	Boise State*	5 p.m. MT
N.30	at Washington State	3:30 p.m. PT

New Mexico (3-6, 2-3 MW)		
A.24	Montana State	L, 31-35
A.31	at Arizona	L, 39-61
S.14	at Auburn	L, 19-45
S.21	Fresno State*	L, 21-38
S.28	at New Mexico State	W, 50-40
O.12	Air Force*	W, 52-37
O.19	at Utah State*	W, 50-45
O.26	at Colorado State*	L, 6-17
N.2	Wyoming*	L, 45-49
N.8	at San Diego State*	7:30 p.m. PT
N.16	Washington State	3:30 p.m. PT
N.30	at Hawai'i*	6 p.m. HT

Air Force (1-7, 0-4 MW)		
A.31	Merrimack	W, 21-6
S.7	San Jose State*	L, 7-17
S.14	at Baylor	L, 3-31
S.28	at Wyoming*	L, 19-31
O.5	Navy	L, 7-34
O.12	at New Mexico*	L, 37-52
O.19	Colorado State*	L, 13-21
N.2	at Army	L, 3-20
N.9	Fresno State*	7:45 p.m. MT
N.16	Oregon State*	1:30 p.m. MT
N.23	at Nevada*	TBA
N.30	at San Diego State*	TBA

LEWIS' SITUATIONAL RECORD

Overall	27-36
at San Diego State	3-5
at Kent State	24-31
Home	17-9
San Diego, Calif.	2-2
Kent, Ohio	15-7
Road	9-25
at San Diego State	1-3
at Kent State	8-22
Neutral	1-2
Scoring 50+ Points	8-0
Scoring 40+ Points	13-1
Scoring 30+ Points	21-8
Scoring 20+ Points	27-21
Allowing 20- Points	20-31
Conference Games	20-18
MW Games	2-1
MAC Games	18-17
3-Points or Closer	7-6
7-Points or Closer	14-11

BOWL GAMES AS A COACH

Kent State

2021 Famous Idaho Potato Bowl

2019 Frisco Bowl

NATIONAL OFFENSIVE RANKS

At Colorado (offensive coordinator)**2023**

When Lewis was offensive coordinator:

- 6th in passing (330.0)

- 39th in scoring (32.1)

After Lewis was offensive coordinator:

- 59th in passing (224.0)

- 100th in scoring (20.3)

At Kent State (head coach/offensive coordinator)**2021**

- 3rd in rushing (248.6)

- 3rd in first downs (364)

- 4th in total offense (495.2)

- 30th in scoring (33.0)

2020

- 1st in scoring (49.8)

- 1st in total offense (606.5)

- 2nd in pass efficiency rating (191.2)

- 2nd in third down conversion percentage (56.1)

- 3rd in rushing (283.0)

- 3rd in fourth down conversion percentage (87.5)

- 10th in passing (323.5)

At Syracuse (co-offensive coordinator)**2017**

- 18th in passing (294.8)

- 23rd in total offense (456.3)

2016

- 11th in passing (321.3)

At Bowling Green (co-offensive coordinator)**2015**

- 4th in total offense (546.8)

- 6th in scoring (42.2)



SEAN LEWIS

First Season As San Diego State Head Coach (3-5)

6th Season Overall As Head Coach (27-36)

COACHING HIGHLIGHTS

- Has amassed 13 years of coaching experience at the collegiate level with stops at Nebraska Omaha (2008), Akron (2011), Eastern Illinois (2012-13), Bowling Green (2014-15), Syracuse (2016-17), Kent State (2018-22) and Colorado (2023) prior to coming to The Mesa.
- One of the most innovative minds in college football over the past decade, he's seen his offenses consistently rank among the nation's leaders at each of his last four stops including the nation's highest scoring offense and best total offense at Kent State during the 2020 season - 49.8 points per game and 606.5 yards per game.
- Led Kent State to their first two bowl games in program history, appearing in the 2019 Tropical Smoothie Cafe Frisco Bowl and 2021 Famous Idaho Potato Bowl. The 2019 Frisco Bowl was also the program's first ever bowl victory, topping Utah State 51-41.
- Excluding Power 5 games, Lewis owns a 25-12 record as a head coach.

OTHER COACHING EXPERIENCE

- Served as the offensive coordinator/quarterbacks coach at Colorado under head coach Deion Sanders in 2023. While serving as the offensive coordinator, the Buffaloes ranked sixth in passing (330.0) and 39th in scoring (32.1).
- In five seasons at the Kent State helm, Lewis transformed a moribund program into an offensive juggernaut, with his 2021 team setting school records for plays (1,052), total yards (6,907), rushing yards (3,482), passing yards (3,425) and first downs (362). That season, the Golden Flashes boasted the third-best rushing attack in the nation while ranking fourth in total offense (495.2) ultimately clinching their second postseason berth under Lewis in the Famous Idaho Potato Bowl.
- During a shortened 2020 season, Lewis guided the Golden Flashes to a 3-1 mark, securing the program's first back-to-back winning records since 1976-77. The FlashFAST offense was on full display in those four games, leading the nation in total offense (606.5) and scoring offense (49.75) as well as ranking second in pass efficiency (191.2) and third down conversion (56.1), third in rushing (283.0) and fourth down conversion percentage (87.5), and 10th in passing (323.5).
- Lewis' 2019 season was tied for the eighth-best improvement in FBS with five additional wins from the previous year, finishing with a 7-6 overall record.
- Under Lewis' tutelage, 28 Golden Flash players earned all-conference honors and a MAC Player of the Year with quarterback Dustin Crum garnering the award in 2021.
- Prior to Kent State, Lewis spent two seasons at Syracuse where his Orange offense set or tied over 40 school records in 2017 including passing yards in a season (3,855), while its 5,290 total yards of total offense ranked second in program history.
- With Lewis on staff as the co-offensive coordinator and quarterbacks coach, Bowling Green ranked fourth nationally in total offense (546.8) during the 2015 campaign while also ranking sixth in scoring offense (42.2 ppg).
- On an individual in 2015, Falcon quarterback, and current SDSU quarterbacks coach, Matt Johnson collected MAC Offensive Player of the Year honors after finishing second nationally in both passing yards (4,946) and touchdown passes (46).

PLAYING EXPERIENCE:

- Lewis played at Wisconsin under legendary head coach Barry Alvarez, competing at quarterback and tight end.
- He received a pair of Big Ten all-academic honors before graduating in 2007 with a degree in agricultural sciences.

PERSONAL:

- Lewis and his wife, Sarah, have been together since high school and have two children. Their son, Rory, is eight years old and daughter, Kiera, is four.

■ Sean Lewis Head Coaching Record

Year	Record	League	Finish	Home	Away	Neutral	Bowl Game
2018	Kent State	2-10	1-7	6th (East)	1-4	1-6	0-0
2019	Kent State	7-6	5-3	4th (East)	4-1	2-5	1-0
2020	Kent State	3-1	2-1	2nd (East)	2-0	1-1	0-0
2021	Kent State	7-7	6-2	1st (East)	5-0	2-5	0-2
2022	Kent State	5-7	4-4	5th (East)	3-2	2-5	0-0
KSU TOTALS	24-31	18-17		15-7	8-22	1-2	2 Bowl Appearances
2024	San Diego State	3-5	2-1		2-2	1-3	0-0
SDSU TOTALS	3-5	2-1		2-2	1-3	0-0	
OVERALL TOTALS	27-36	20-18		17-9	9-25	1-2	2 Bowl Appearances

AZTEC COACHING STAFF



Zac Barton

FIELD

Special Teams Coord./TEs, 1st Year (Bloomsburg '06)

- In first season on The Mesa, joining Coach Lewis on Dec. 5, 2023.
- Spent last season at Kansas as a special team analyst, where the Jayhawks ranked seventh in FBS in special teams according to PFF.
- Worked alongside Coach Lewis at Kent State from 2018-22 as the special teams coordinator of the Golden Flashes.
- Also had coaching stops at Winona State (2007-09, 2012-17), Memphis (2011) and Nebraska Omaha (2010).



Eric Schmidt

BOX

Def. Coordinator/LBs, 1st Year (North Dakota '02)

- In first season at SDSU, joining the Aztecs on Dec. 15, 2023.
- Spent the last two seasons as the special teams coordinator and EDGE coach at the University of Washington, helping take the Huskies into the CFP Playoff as the No. 2 seed.
- A member of the Kalen DeBoer coaching tree, Schmidt coached the defensive line coach and special teams coordinator for two seasons at Fresno State.
- Has also coached at North Dakota (2006-07, 2014-19) and Southern Illinois (2010-13) with 2012 representing his first year as a coordinator.



Lanear Sampson

FIELD

Pass Game Coordinator/WRs, 1st Year (Baylor '12)

- Is in his first season at SDSU, coming to The Mesa on Dec. 11, 2023.
- Spent two seasons as a coordinator at Austin Peay. Helped lead the Governors to a perfect 6-0 mark in ASUN play in 2023.
- Has coaching stops at Syracuse (2021, 2016-17), Central Florida (2020), McNeese State (2019) and Missouri State (2018).
- Finished fifth on Baylor's all-time receptions list and 10th in receiving yards before going pro and playing with the Colts, Cowboys and Steelers.



Mike Schmidt

FIELD

Run Game Coordinator/OL, 10th Year (SDSU '08)

- Enters the first year of his second stint as a full-time staffer at SDSU, also coaching from 2012-20. Was also a grad assistant from 2009-11.
- Coached at Syracuse and Mississippi State between stints.
- From 2012-19, Schmidt's offensive line helped the Aztecs to 10-straight bowl games and established it as one of the top rushing programs in the country, ranking top 25 in yards per carry, yards per game and touchdowns.
- A former walk-on at San Diego State from 2005-08, served as team captain as a senior.



Rob Aurich

FIELD

Defensive EDGEs, 1st Year (Minnesota Duluth '10)

- In his first year at SDSU, joining the Aztec staff on Dec. 15, 2023.
- Spent two seasons at the University of Idaho, helping the Vandals to a No. 4 ranking and their first ever FCS postseason victory in 2023.
- Coached at South Dakota for four seasons (2018-21), mentoring 12 all-MVFC selections and two all-Americans.
- Started his coaching career at Bemidji State (2014-17). As the defensive coordinator for his final three seasons, the Beavers went 24-10 and featured a top-25 defense.



Darian Hagan

FIELD

Running Backs, 1st Year (Colorado '91)

- In his first season at San Diego State, coming over with Coach Lewis from Colorado on Dec. 6, 2023.
- Spent 20 seasons on the CU staff, including 13 non-consecutive seasons as the school's running backs coach.
- Played his collegiate career with the Buffaloes as well, winning the 1989 Sporting News Player of the Year Award and the 1990 National Championship.
- Starting at quarterback, became the sixth player in NCAA history to run and pass for over 1,000 yards in the same season.



Matt Johnson

BOX

Quarterbacks, 1st Year (Bowling Green '16)

- In his first season at SDSU, joining the staff on Dec. 5, 2023.
- Reunites with Coach Lewis after playing for him at Bowling Green and coaching alongside him at both Syracuse and Kent State.
- Helped guide the KSU offense to school records and the program's first ever bowl victory at the Tropical Smoothie Cafe Frisco Bowl in 2019.
- Started at quarterback for three years at Bowling Green before signing an undrafted free agent contract with the Cincinnati Bengals.




David Lose

FIELD

Defensive Line, 1st Year (Oregon State '04)

- Joined the Aztec coaching staff on Mar. 1, 2024.
- Coached two seasons (2022-23) at Idaho mentoring a defensive line that allowed just 306.8 yards of total offense, 14th best in all of FCS.
- Has also coached at Oregon State (2019-21), Portland State (2017-18), Washington State (2011-16) and Saint Paul College (2009-10).
- Played at Oregon State, starting 18 games and playing on the Beavers' co-PAC-12 title Fiesta Bowl championship team in 2001.



C.J. McGorisk

FIELD

Safeties, 1st Year (Michigan '16)

- In his first season at San Diego State (joined staff on Dec. 15, 2023).
- Served as a defensive quality control coach at Washington, helping UW earn a CFP berth as the No. 2 seed and PAC-12 Champions.
- Has also coached at Indiana, Wake Forest, Fresno State and his alma mater, Michigan.
- Has helped mentor eight all-conference recipients in his young coaching career, and coached in three bowl games and two conference championship games.



Demetrius Sumler

FIELD

Cornerbacks, 8th Year (Colorado '11)

- Was elevated to a full-time assistant coach in 2018 and will work with the Aztec cornerbacks for the seventh straight season after spending two years as a graduate assistant.
- Has mentored eight all-MW selections and had three of his defensive backs make NFL teams following their time on The Mesa.
- Earned all-conference honors at Central Washington in 2012 as a running back following three years at Colorado.

SAN DIEGO STATE ROSTER

^ Utilizing extra year of eligibility offered by the NCAA due to COVID-19

Alphabetical			Numerical							
No.	Name	Pos.	No.	Name	Pos.	Ht.	Wt.	Yr.	Exp.	Hometown (High School/College)
71	Afalava, Tuimalu	OL	0	Bryce Phillips	CB	6-0	195	Sr.	TR	Long Beach, Calif. (La Habra High/Tennessee State)
99	Alualu, Tupu	DL	1	Chris Johnson	CB	6-0	185	Jr.	2L	Eastvale, Calif. (Eleanor Roosevelt High)
42	Anderson, Brady	LB	2	Jaylon Armstead	RB	5-11	220	Sr.	3L	Los Angeles, Calif. (Serra High)
2	Armstead, Jaylon	RB	3	Ja'Shaun Poke^	WR	5-10	185	Sr.	TR	Hampton, Ga. (Dutchtown High/West Virginia)
31	Badie, Jared	EDGE	4	Louis Brown IV	WR	6-2	195	Jr.	TR	South Los Angeles, Calif. (Inglewood High/Colorado State)
90	• Ban, Arthur	TE	5	Danny O'Neil	QB	6-0	195	Fr.	HS	Indianapolis, Ind. (Cathedral High)
77	Barron, Briley	OL	5	Owen Chambliss	LB	6-3	230	Fr.	TR	Corona, Calif. (Centennial High/Utah)
15	• Beasley, Tayvion	CB	6	Javance Tupou'ata-Johnson	QB	6-4	220	Fr.	RS	Oakland, Calif. (Chaminade High)
90	• Benjamin, Samuel	DL	6	Eric Butler	S	6-2	190	Jr.	2L	Corona, Calif. (Centennial High)
11	• Bennett, Nate	WR	7	William Nimmo Jr.^	S	6-1	205	Sr.	TR	Corona, Calif. (Mater Dei High/UCLA)
41	Berman, Jakson	CB	7	Lucky Sutton	RB	6-1	210	So.	SQ	San Diego, Calif. (Cathedral Catholic High)
13	• Beyer, Tayten	CB	9	Kyle Crum	QB	6-3	195	So.	SQ	Norco, Calif. (Norco High)
78	Borjon, Joe	OL	9	Dalesean Staley	S	6-1	190	So.	TR	Kansas City, Mo. (Blue Springs High/Northern Iowa)
4	Brown IV, Louis	WR	10	AJ Duffy	QB	6-2	220	So.	TR	Murrietta, Calif. (Rancho Verde High/Florida State)
55	Brayden, Bryant	OL	11	JD Coffey III	S	6-0	195	Sr.	1L	Kennedale, Texas (Kennedale High/Texas)
6	• Butler, Eric	S	11	Nate Bennett	WR	6-3	200	Sr.	TR	Simi Valley, Calif. (Grace Brethren High/Portland State)
23	• Buxton, Isaiah	CB	12	Jatavious Magee	S	6-1	195	Jr.	2L	Federal Way, Wash. (Federal Way High)
5	• Chambliss, Owen	LB	13	Tayten Beyer	CB	5-11	180	Fr.	HS	Corona, Calif. (Centennial High)
64	Chavez, Tyson	LS	13	Tyler Pastula^	P	6-3	220	Sr.	TR	Easton, Pa. (Easton Area High/UAlbany)
23	• Christon, Kenan	RB	14	Nick Clegg	K	6-1	180	Fr.	HS	Gilbert, Ariz. (Williams Field High)
61	Chow, Emanuel	DL	14	Phillippe Wesley II	WR	6-0	190	Jr.	1L	Grandview, Mo. (St. Bernard High (Calif.))
86	• Cianfrini, Will	WR	15	Tayvion Beasley	S	5-11	170	So.	RS	Inglewood, Calif. (St. John Bosco High/Jackson State)
40	Clay, Krishna	DL	15	Marquez Cooper	RB	5-8	200	Sr.	TR	Gaithersburg, Md. (Quince Orchard High/Ball State)
14	• Clegg, Nick	K	16	Parker Threatt	QB	6-2	190	Fr.	HS	San Jose, Calif. (Bellarmine College Prep)
11	• Coffey III, JD	S	16	Jelani Whitmore	CB	6-0	185	Jr.	1L	Rialto, Calif. (Carter High)
15	• Cooper, Marquez	RB	17	Deshawn McCuin^	S	6-0	200	Sr.	1L	Jacksonville, Texas (Jacksonville High/TCU)
45	Cornelius, Kodi	DL	18	Jude Wolfe	TE	6-6	245	Sr.	TR	Laguna Hills, Calif. (St. John Bosco High/USC)
9	• Crum, Kyle	QB	19	Jordan Napier	WR	6-2	200	Fr.	RS	Fontana, Calif. (Jurupa Hills High)
97	Dalton, Darrion	DL	20	Nick Lopez^	K	6-1	195	Sr.	TR	Huntington Beach, Calif. (Mater Dei High/Louisville)
29	• Davis, Cam	RB	20	Cincere Rhaney	RB	5-10	200	Fr.	HS	Gardena, Calif. (Junipero Serra High)
75	Dirksen, Ryan	OL	21	Tano Letuli	LB	6-2	240	So.	TR	San Diego, Calif. (Cathedral Catholic High/Army)
10	Duffy, AJ	QB	21	Heath McRee	WR	6-0	180	Fr.	HS	Austin, Texas (Westlake High)
69	Dutcher, Gage	OL	22	Max Garrison	S	5-10	190	So.	1L	Pasadena, Calif. (St. Francis HS)
29	• Escano, Arnold	CB	23	Isaiah Buxton	CB	6-0	180	Fr.	HS	San Diego, Calif. (Mater Dei High)
57	Fuimaono, Saipale	OL	23	Kenan Christon^	RB	5-10	190	Sr.	2L	San Diego, Calif. (Madison High/USC)
86	• Gaea, Ryan	DL	24	Josh Hunter	S	5-9	180	So.	1L	Temecula, Calif. (Mater Dei High)
26	• Gardinera, Nick	RB	26	Nick Gardinera	RB	5-10	205	So.	SQ	San Diego, Calif. (Scripps Ranch High)
88	Garretson, Gabe	TE	26	Joshua Goynes	S	5-11	185	Jr.	SQ	Las Vegas, Nev. (Faith Lutheran High)
22	Garrison, Max	S	27	Jelani McLaughlin	S	6-0	202	Fr.	RS	San Jacinto, Calif. (Citrus Valley High)
26	• Goynes, Joshua	CB	29	Cam Davis	RB	5-8	175	Jr.	2L	Dallas, Texas (South Oak Cliff High)
92	Gucake, Malik	EDGE	29	Arnold Escano	CB	5-9	180	Sr.	1L	San Diego, Calif. (Olympian High/Southwestern College)
35	Hamlet, Xavier	CB	30	Dominic Oliver	EDGE	6-3	250	Jr.	2L	San Jose, Calif. (Valley Christian High)
34	Harrington, Dean	LB	31	Jared Badie	EDGE	6-3	230	So.	TR	Aurora, Ill. (Oswego East High/Illinois)
87	Harrison, Mikey	TE	32	Marlem Louis^	EDGE	6-3	255	Sr.	TR	Venice, Fla. (Venice High/Richmond)
96	Henderson, Ryan	EDGE	33	Ezekiel Larry	EDGE	6-2	255	So.	TR	Palmdale, Calif. (Sierra Canyon High/Yale)
56	Herman, DJ	LB	34	Dean Harrington	LB	6-2	225	Fr.	HS	Thousand Oaks, Calif. (Thousand Oaks High)
39	Herranen, Eemil	P	35	Xavier Hamlet	CB	5-10	175	Sr.	RS	San Diego, Calif. (Lincoln High/Grossmont College)
62	Holec, Kai	OL	36	Prince Williams	CB	6-1	185	Fr.	HS	Westlake Village, Calif. (Oaks Christian High)
24	Hunter, Josh	S	37	Jason Mitchell	CB	6-3	175	Fr.	HS	Los Angeles, Calif. (St. John Bosco High)
1	Johnson, Chris	CB	38	Kurt Rossner	WR	6-4	195	Fr.	HS	Littleton, Colo. (Heritage High)
70	Jones, Christian	OL	39	Eemil Herranen	P	6-3	190	Jr.	TR	Helsinki, Finland (Del Norte High/Northern Arizona)
71	Kattoula, Nikolas	OL	40	Krishna Clay	DL	6-2	280	So.	TR	Vacaville, Calif. (Wood High/College of San Mateo)
52	Kendricks, Jayden	LB	41	Jakson Berman	S	5-11	190	So.	TR	San Jose, Calif. (Valley Christian High/Washington)
33	Larry, Ezekiel	EDGE	42	Brady Anderson	LB	6-2	230	Jr.	2L	Bakersfield, Calif. (Liberty High)
21	• Letuli, Tano	LB	44	Kyle Moretti	LB	6-2	240	Sr.	TR	Arvada, Colo. (Pomona High/Central Michigan)
20	• Lopez, Nick	K	45	Kodi Cornelius	DL	6-1	290	Fr.	HS	Petaluma, Calif. (Casa Grande High)
32	Louis, Marlem	EDGE	46	Gabriel Plascencia	K	6-0	230	Jr.	RS	Oakland, Calif. (Bishop O'Dowd High/College of San Mateo)
12	Magee, Jatavious	S	47	Trey White	EDGE	6-2	245	So.	1L	San Diego, Calif. (Eastlake High)
85	McClure, Jerry	WR	49	Zechariah Ramirez	P	5-10	175	So.	1L	Upland, Calif. (Upland High)
17	McCuin, Deshawn	S	50	Ryan Wintermeyer	LS	6-1	220	Sr.	3L	Scottsdale, Ariz. (Cactus Shadows High)
27	McLaughlin, Jelani	S	52	Jayden Kendricks	LB	6-2	225	So.	SQ	Chula Vista, Calif. (Eastlake High)
65	McMahan, Tyler	OL	53	Myles Murao	OL	6-3	305	Jr.	1L	Torrance, Calif. (Mater Dei High/Washington)
21	• McRee, Heath	WR	54	Jake Sinz	LB	6-1	220	Fr.	RS	Temecula, Calif. (Temecula Valley High)
37	Mitchell, Jason	CB	55	Brayden Bryant	OL	6-2	305	Sr.	TR	Ardmore, Okla. (Ardmore High/North Dakota)
91	Mitchell, Keion	DL	56	DJ Herman	LB	6-2	235	Jr.	2L	Las Vegas, Nev. (Bishop Gorman High)
58	Moon, Cody	LB	57	Saipale Fuimaono	OL	6-4	310	Jr.	TR	Auto, American Samoa (Fagaitua High/Allan Hancock College)
44	Moretti, Kyle	LB	58	Cody Moon	LB	6-4	225	Sr.	1L	Albuquerque, N.M. (Volcano Vista High/New Mexico)
53	Murao, Myles	OL	59	Danny Niu	LB	5-11	225	Fr.	HS	East Palo Alto, Calif. (Serra High)
19	Napier, Jordan	WR	60	Connor Poulson	LS	5-11	190	Fr.	HS	Danville, Calif. (San Ramon Valley High)
93	Nassar, Brady	EDGE	61	Emanuel Chow	DL	6-1	280	Fr.	HS	Los Angeles, Calif. (King/Drew Magnet High)

^ Utilizing extra year of eligibility offered by the NCAA due to COVID-19

Numerical

No.	Name	Pos.	Ht.	Wt.	Yr.	Exp.	Hometown (High School/College)
62	Kai Holec	OL	6-7	315	Fr.	HS	Seattle, Wash. (O'Dea High)
63	Ross Ulugalu-Maseuli	OL	6-4	320	Jr.	2L	San Diego, Calif. (Mater Dei High)
64	Tyson Chavez	LS	6-2	235	Jr.	SQ	San Marcos, Calif. (Mission Hills High)
65	Tyler McMahan	OL	6-5	300	Jr.	TR	Sutter Creek, Calif. (Amador High/Modesto Junior College)
66	Charlie Stewart	EDGE	6-1	225	Jr.	TR	Los Angeles, Calif. (St. Francis High/Glendale Community College)
67	Tiumalu Afalava	DL	6-2	280	Fr.	TR	Baldwin Park, Calif. (Bishop Amat High/California)
69	Gage Dutcher	OL	6-2	285	Fr.	RS	Westlake Village, Calif. (Oaks Christian High)
70	Christian Jones	OL	6-8	330	Jr.	2L	San Luis Obispo, Calif. (San Luis Obispo High)
71	Nikolas Kattoula	OL	6-5	280	Fr.	HS	San Diego, Calif. (Francis Parker High)
74	Nate Williams^	OL	6-6	310	Sr.	TR	Utica, Ohio (Newark Catholic High/Akron)
75	Ryan Dirksen	OL	6-6	300	Jr.	SQ	Vancouver, Wash. (Central Catholic High/Butte College)
77	Briley Barron	OL	6-4	310	Fr.	RS	Texarkana, Texas (Texas High)
78	Joe Borjon	OL	6-8	330	Jr.	TR	La Puente, Calif. (Nogales High/Arizona)
81	Mikey Welsh	WR	5-9	170	So.	1L	Servite, Calif. (Servite High)
82	Bobby Shaw	WR	6-2	180	Fr.	HS	Pittsburg, Calif. (Pittsburg High)
83	Mekhi Shaw	WR	5-11	185	Sr.	3L	San Diego, Calif. (Scripps Ranch High)
84	Ben Scolari	WR	6-3	185	Fr.	HS	Reno, Nev. (Bishop Manogue High)
85	Jerry McClure	WR	6-1	200	Fr.	TR	Coronado, Calif. (Mater Dei High/UCLA)
86	Will Cianfrini	WR	6-4	190	Fr.	HS	Galveston, Texas (Carlsbad High (Calif.))
86	Ryan Gaea	DL	6-4	260	Fr.	HS	Stockton, Calif. (St. Mary's High)
87	Michael Harrison	TE	6-3	230	Sr.	TR	San Francisco, Calif. (St. Ignatius College Prep/Colorado)
88	Gabe Garretson	TE	6-4	240	So.	TR	Chico, Calif. (Pleasant Valley High/Butte College)
90	Arthur Ban	TE	6-5	220	Fr.	HS	Vancouver, Wash. (Evergreen High)
90	Sam Benjamin	DL	6-5	285	Jr.	TR	Oro Valley, Ariz. (Ironwood Ridge High/Arizona State)
91	Keion Mitchell	DL	6-4	275	Jr.	1L	Framingham, Mass. (Framingham High)
92	Malik Gucake	EDGE	6-3	240	Jr.	TR	Sacramento, Calif. (Sheldon High/Sacramento City College)
93	Brady Nassar	EDGE	6-5	265	So.	1L	Pleasanton, Calif. (Amador Valley High)
94	Teivis Tuoti	DL	6-4	290	Sr.	TR	Laei, Hawai'i (Southeast High (Neb.)/Colorado State)
95	Ryan Wolfer	TE	6-5	235	Fr.	HS	Peoria, Ariz. (Liberty High)
96	Ryan Henderson	EDGE	6-3	255	So.	1L	Las Vegas, Nev. (Canyon Springs High)
97	Darrion Dalton	DL	6-3	275	Jr.	SQ	Apple Valley, Minn. (Saguaro High (Ariz.))
98	Zone Wierenga	EDGE	6-3	230	Jr.	TR	Chandler, Ariz. (Chandler High/City College of San Francisco)
99	Tupu Alualu^	DL	6-1	280	Sr.	1L	Honolulu, Hawaii (Moanalua High/Mt. SAC)

Alphabetical

No.	Name	Pos.
7	Nimmo Jr., William	S
59	Niu, Danny	LB
5	O'Neil, Danny	QB
30	Oliver, Dominic	EDGE
13	Pastula, Tyler	P
0	Phillips, Bryce	CB
46	Plascencia, Gabriel	K
3	Poke, Ja'Shaun	WR
60	Poulson, Connor	LS
49	Ramirez, Zechariah	K/P
20	Rhaney, Cincere	RB
38	Rossner, Kurt	WR
84	Scolari, Ben	WR
82	Shaw, Bobby	WR
83	Shaw, Mekhi	WR
54	Sinz, Jake	LB
9	Staley, Dalsean	S
66	Stewart, Charlie	EDGE
7	Sutton, Lucky	RB
16	Threatt, Parker	QB
94	Tuotit, Teivis	DL
6	Tupou'ata-Johnson, Javance	QB
63	Ulugali-Maseuli, Ross	OL
98	Wierenga, Zone	EDGE
81	Welsh, Mikey	WR
14	Wesley, Phillippe	WR
47	White, Trey	EDGE
16	Whitmore, Jelani	CB
74	Williams, Nate	OL
36	Williams, Prince	S
50	Wintermeyer, Ryan	LS
18	Wolfe, Jude	TE
95	Wolfer, Ryan	TE

• - Duplicate Number

COACHING STAFF

Sean Lewis (Wisconsin '07), Head Coach, 1st season; **Zac Barton** (Bloomsburg Univ. '06, Winona State '09), Associate Head Coach/Special Teams Coordinator; **Eric Schmidt** (North Dakota '02) Defensive Coordinator/Linebackers, 1st season; **Lanear Sampson** (Baylor '12, Syracuse '18) Pass Game Coordinator/Wide Receivers; **Mike Schmidt** (San Diego State '09), Run Game Coordinator/Offensive Line, 1st season in second stint/12th season overall at SDSU; **Rob Aurich** (Minnesota Duluth '10, Bemidji State '15) Defensive Edges, 1st season; **Darian Hagan** (Colorado '96) Running Backs, 1st season; **Matt Johnson** (Bowling Green '16) Quarterbacks, 1st season; **David Lose** (Oregon State '04, Washington State '14) Defensive Line, 1st season; **C.J. McGorisk** (Michigan '16) Safeties, 1st season; **Demetrius Sumler** (Colorado '11), Cornerbacks, 7th season/9th overall; **Ryan Lindley** (San Diego State '11) Senior Offensive Analyst, 1st season/3rd season overall at SDSU; **Steve Huber** (North Dakota, '98), Defensive Analyst, 1st season; **Tahj Capehart** (Arizona '20) Graduate Assistant, 1st season/2nd season overall at SDSU; **Jayden Dawson** (Idaho State '21) Graduate Assistant, 1st season; **Parker Houston** (San Diego State '19) Graduate Assistant, 2nd season; **Tyson Maeva** (FIU '20) Graduate Assistant, 1st season; **Ruben Pena** (Hawaii '15), Director of Operations, 6th season as director of operations/7th overall; **Jeff Sobol** (Eastern Illinois '08) Head of Football Performance, 1st season; **Chris Jurek** (Cincinnati, '09) Assistant Strength & Conditioning, 8th season

PRONUNCIATION GUIDE

No. 3 Ja'Shaun Poke	jay-shawn pohk
No. 4 Louis Brown IV	lew-is
No. 6 Javance Tupou'ata-Johnson	Too-poo-aw-tah
No. 7 William Nimmo	knee-mo
No. 9 Dalsean Staley	dayl-shawn
No. 14 Phillippe Wesley II	fuh-leap
No. 17 Deshawn McGuin	mc-queue-en
No. 21 Tano Letuli	taw-no leh-tool-ee
No. 29 Arnold Escano	es-cawn-yo

No. 31 Jared Badie	bay-dee
No. 53 Myles Muraa	murr-ow
No. 57 Saipale Fuimaono	psy-paul-eh fwee-maw-oh-know
No. 59 Danny Niu	knee-oo
No. 63 Ross Ulugalu-Maseuli	oo-loo-gaw-loo mah-say-oo-lee
No. 67 Tiumala Afalava	tee-u-mah-loo off-ah-lava
No. 78 Joe Borjon	bore-zhon
No. 83 Mekhi Shaw	mah-KYE
No. 92 Malik Gucake	muh-leek goo-caw-key

No. 94 Teivis Tuoti	tay-viss too-ee-oh-tee
No. 99 Tupu Alualu	ah-loo-ah-loo

Lanear Sampson	luh-near
Rob Aurich	OAR-itch
David Lose	low-say

SDSU TWO-DEEP vs. NEW MEXICO

^ Utilizing extra year of eligibility offered by the NCAA due to COVID-19; **Players in red** are returning starters from the 2023 season. Underlined players are newcomers or freshmen who redshirted last year.

OFFENSE

LEFT TACKLE (LT)	GP	GS
70 Christian Jones, 6-9, 315, Jr.**	33	14
57 Saipale Fuimaono, 6-4, 310, Jr.-TR	3	0

LEFT GUARD (LG)	GP	GS
63 Ross Ulugalu-Maseuli, 6-4, 315, Jr.**	27	24
75 Ryan Dirksen, 6-6, 300, Jr.-RS	6	0

CENTER (C)	GP	GS
55 Brayden Bryant, 6-2, 305, Sr.-TR	22	18
77 Briley Barron, 6-4, 310, Fr.-RS	2	0

RIGHT GUARD (RG)	GP	GS
65 Tyler McMahan, 6-5, 300, Jr.-TR	7	5
75 Ryan Dirksen, 6-6, 300, Jr.-RS	6	0

RIGHT TACKLE (RT)	GP	GS
74 Nate Williams, 6-6, 310, Sr.-TR^	42	35
57 Saipale Fuimaono, 6-4, 310, Jr.-TR	3	0

TIGHT END (Y)	GP	GS
18 Jude Wolfe, 6-6, 245, Sr.-TR^	40	6
87 Michael Harrison, 6-3, 220, Sr.-TR	44	8

TIGHT END (U)	GP	GS
88 Gabe Garretson, 6-4, 240, So.-TR	3	0
90 Arthur Ban, 6-5, 220, Fr.-HS	0	0

QUARTERBACK (QB)	GP	GS
5 Danny O'Neil, 6-0, 195, Fr.	7	7
6 Javance Tupou'ata-Johnson, 6-4, 220, Fr.-RS	3	1

RUNNING BACK (RB)	GP	GS
15 Marquez Cooper, 5-8, 200, Sr.-TR^	49	48
29 Cam Davis, 5-8, 175, Jr.**	30	0
or 2 Jaylon Armstead, 5-11, 220, Sr.***	34	4
or 7 Lucky Sutton, 6-1, 210, So.-SQ	7	0

WIDE RECEIVER (1)	GP	GS
83 Mekhi Shaw, 5-11, 185, Sr.***	43	15
85 Jerry McClure, 6-1, 200, Fr.-RS	5	0

WIDE RECEIVER (2)	GP	GS
19 Jordan Napier, 6-2, 200, Fr.-RS	12	0

WIDE RECEIVER (3)	GP	GS
3 Ja'Shaun Poke, 5-10, 185, Sr.-TR^	45	25

WIDE RECEIVER (4)	GP	GS
4 Louis Brown IV, 6-2, 195, Jr.-TR	29	15
11 Nate Bennett, 6-3, 200, Sr.-TR	41	39

SPECIAL TEAMS

PUNTER (P)	GP	GS
13 Tyler Pastula, 6-3, 220, Sr.-TR^	50	50
39 Emil Herranen, 6-4, 195, Jr.-TR	22	15

PLACEKICKER (PK)	GP	GS
46 Gabriel Plascencia, 6-0, 230, Jr.	10	6
20 Nick Lopez, 6-1, 195, Sr.-TR^	9	2

KICKOFFS (KO)	GP	GS
46 Gabriel Plascencia, 6-0, 230, Jr.	10	8
20 Nick Lopez, 6-1, 195, Sr.-TR^	9	1

HOLDER (H)	GP	GS
13 Tyler Pastula, 6-3, 220, Sr.-TR^	50	50

DEFENSE

FIELD EDGE (EDGE)	GP	GS
32 Marlem Louis, 6-3, 255, Sr.-TR^	51	30
96 Ryan Henderson, 6-3, 255, So.*	17	1

NOSE TACKLE (NT)	GP	GS
90 Sam Benjamin, 6-5, 285, Jr.-TR	17	4
94 Teivis Tuioti, 6-4, 300, Sr.-TR	23	4

DEFENSIVE TACKLE (DT)	GP	GS
40 Krishna Clay, 6-2, 280, So.-TR	8	8
99 Tupu Alualu, 6-1, 280, Sr.*^	20	15

RUSH EDGE (EDGE)	GP	GS
47 Trey White, 6-2, 245, So.*	23	9
30 Dominic Oliver, 6-3, 250, Jr.**	30	1

STRONGSIDE LINEBACKER (SAM)	GP	GS
21 Tano Letuli, 6-2, 240, So.-TR	17	6
44 Kyle Moretti, 6-2, 240, Sr.-TR	42	24
or 56 DJ Herman, 6-2, 235, Jr.**	32	1

WEAKSIDE LINEBACKER (WILL)	GP	GS
5 Owen Chambliss, 6-3, 230, Fr.-TR	10	6
58 Cody Moon, 6-3, 210, Sr.*	44	15
or 42 Brady Anderson, 6-2, 230, Jr.**	31	1

"STUD" (NICKEL/FORMER AZTEC)	GP	GS
17 Deshawn McCuin, 6-0, 200, Sr.*^	40	7
24 Josh Hunter, 5-9, 180, So.*	21	5

LEFT CORNERBACK (LCB)	GP	GS
1 Chris Johnson, 6-0, 185, Jr.**	32	8
16 Jelani Whitmore, 6-1, 185, Jr.*	20	0

FREE SAFETY (FS)	GP	GS
6 Eric Butler, 6-2, 190, Jr.**	31	7
7 William Nimmo Jr., 6-1, 205, Sr.-TR^	44	2

ROVER (SS)	GP	GS
9 Dalesean Staley, 6-1, 190, So.-TR	21	17
11 JD Coffey III, 6-0, 195, Sr.*	30	3

RIGHT CORNERBACK (RCB)	GP	GS
0 Bryce Phillips, 6-0, 195, Sr.-TR	30	30
15 Tayvion Beasley, 5-11, 170, So.-RS	17	0

START CHART (OFF./DEF.)

Offense	2024	Streak	Career
Marquez Cooper, RB	8	40	49
Nate Bennett, WR	8	8	39
Nate Williams, OL	8	32	35
Ja'Shaun Poke, WR	8	8	25
Ross Ulugalu-Maseuli, OL	8	8	24
Brayden Bryant, OL	8	8	18
Mekhi Shaw, WR	2	2	15
Louis Brown IV, WR	6	0	15
Christian Jones, OL	8	8	14
Kenan Christon, RB	0	0	13
Michael Harrison, TE	2	2	8
Myles Murao, OL	2	0	8
Danny O'Neil, QB	7	5	7
Jude Wolfe, TE	6	0	6
Tyler McMahan, OL	5	5	5
Joseph Borjon, OL	1	0	4
Jaylon Armstead, RB	0	0	4
Phillippe Wesley, WR	0	0	3
Javance Tupou'ata-Johnson, QB	1	0	1
Cam Davis, RB	0	0	1

Defense	2024	Streak	Career
Bryce Phillips, CB	8	30	30
Marlem Louis, EDGE	2	0	30
Kyle Moretti, LB	3	0	24
Dalesean Staley, S	6	3	17
Tupu Alualu, DL	3	3	15
Cody Moon, LB	1	0	15
Trey White, EDGE	8	9	9
Krishna Clay, DL	8	8	8
Chris Johnson, CB	8	8	8
Eric Butler, S	7	5	7
Deshawn McCuin, S	5	0	7
Tano Letuli, LB	6	2	6
Owen Chambliss, LB	6	0	6
Josh Hunter, S	0	0	5
Brady Nassar, DL	4	1	4
Teivis Tuioti, DL	4	1	4
Sam Benjamin, DL	4	0	4
JD Coffey III, S	2	0	3
Ezekiel Larry, EDGE	0	0	3
William Nimmo, Jr., S	1	0	2
DJ Herman, LB	1	1	1
Ryan Henderson, EDGE	1	0	1
Dominic Oliver, EDGE	1	0	1
Brady Anderson, LB	0	0	1
William Nimmo Jr., S	0	0	1

Career Starts (Off/Def)	'19	'20	'21	'22	'23	'24	Total
Marquez Cooper, RB	-	4	13	12	12	8	49
Nate Bennett, WR	-	0	11	11	9	8	38
Nate Williams, OL	-	-	4	12	11	8	34
Bryce Phillips, CB	-	-	-	11	11	8	30
Marlem Louis, EDGE	RS	0	4	10	13	3	30
Ja'Shaun Poke, WR	0	4	8	5	0	8	25
Kyle Moretti, LB	-	-	1	12	9	2	24
Ross Ulugalu-Maseuli, OL	-	-	RS	6	10	8	24
Brayden Bryant, OL	-	-	-	10	0	8	18
Dalesean Staley, S	-	-	-	RS	11	6	17
Louis Brown IV, WR	-	-	-	-	2	7	15
Tupu Alualu, DL	-	-	-	-	12	3	15
Mekhi Shaw, WR	-	RS	1	5	7	2	15
Cody Moon, LB	-	RS	0	9	5	1	15
Christian Jones, OL	-	-	RS	0	6	8	14
Kenan Christon, RB	3	0	0	0	10	0	13
Trey White, EDGE	-	-	-	RS	1	8	9
Krishna Clay, DL	-	-	-	-	-	8	8
Chris Johnson, CB	-	-	-	0	0	8	8
Michael Harrison, TE	-	0	0	2	4	2	8
Myles Murao, OL	-	-	RS	0	6	2	8
Danny O'Neil, QB	-	-	-	-	-	7	7
Eric Butler, S	-	-	-	0	0	7	7
Deshawn McCuin, S	RS	0	1	0	2	4	7
Owen Chambliss, LB	-	-	-	-	RS	6	6
Tano Letuli, LB	-	-	-	0	0	6	6
Jude Wolfe, TE	RS	0	0	0	0	6	6
Tyler McMahan, RG	-	-	-	-	-	5	5
Josh Hunter, S	-	-	-	RS	5	0	5
Sam Benjamin, DL	-	-	-	0	0	4	4
Brady Nassar, DL	-	-	-	-	0	4	4
Teivis Tuioti, DL	-	RS	0	0	0	4	4
Joseph Borjon, OL	-	-	-	0	3	1	4
Jaylon Armstead, RB	-	RS	0	2	2	0	4
JD Coffey II, S	-	-	0	0	1	2	3
Ezekiel Larry, EDGE	-	-	-	RS	3	0	3
Phillippe Wesley, WR	-	-	RS	0	3	0	3
William Nimmo Jr., S	-	0	0	0	1	1	2
Javance Tupou'ata-Johnson, QB	-	-	-	-	RS	1	1
Ryan Henderson, EDGE	-	-	-	-	0	1	1
Dominic Oliver, EDGE	-	-	-	-	0	1	1
DJ Herman, LB	-	-	-	-	0	1	1
Brady Anderson, LB	-	-	0	RS	1	0	1
Cam Davis, RB	-	-	RS	0	1	0	1

See starter notes on pg. 12

Game 1

A&M-COMMERCE	0	6	8	0	-	14
SAN DIEGO STATE	3	0	21	21	-	45

Aug. 31 | Snapdragon Stadium | San Diego, Calif. | 5:05 p.m. PT | Attendance: 25,180



TEAM STATISTICS

	TAMUC	SDSU
FIRST DOWNS	17	23
Rushing	7	12
Passing	3	8
Penalty	7	3
NET YARDS RUSHING	63	254
Rushing Attempts	34	40
Average Per Rush	1.9	6.4
Rushing Touchdowns	1	2
Yards Gained Rushing	106	281
Yards Lost Rushing	43	27
NET YARDS PASSING	117	214
Completions-Attempts-Int	18-25-1	22-33-0
Average Per Attempt	4.7	6.5
Average Per Completion	6.5	9.7
Passing Touchdowns	1	2
TOTAL OFFENSE YARDS	180	468
Total offense plays	59	73
Average Gain Per Play	3.1	6.4
Fumbles: Number-Lost	3-2	1-0
Penalties: Number-Yards	15-124	16-149
PUNTS-YARDS	6-253	3-110
Average Yards Per Punt	42.2	36.7
Net Yards Per Punt	41.7	32
Inside 20	1	0
50+ Yards	0	0
Touchbacks	0	0
Fair catch	3	1
KICKOFF-YARDS	3-177	8-474
Average Yards Per Kickoff	59.0	59.2
Net Yards Per Kickoff	43.7	40.5
Touchbacks	0	2
Fair Catch Yards	0	0
Punt returns: Number-Yards-TD	1-14-0	2-3-0
Average Per Return	14.0	1.5
Kickoff returns: Number-Yds-TD	5-79-0	3-46-0
Average Per Return	15.8	15.3
Interceptions: Number-Yds-TD	0-0-0	1-45-1
Fumble Returns: Number-Yds-TD	0-0-0	1-0-1
Miscellaneous Yards	0	0
Possession Time	31:28	28:32
1st Quarter	6:13	8:47
2nd Quarter	9:08	5:52
3rd Quarter	10:05	4:55
4th Quarter	6:02	8:58
Third-Down Conversions	4-12	6-15
Fourth-Down Conversions	1-2	2-4
Red-Zone Scores-Chances	2-2	2-3
Touchdowns	2	2
Field goals	0	0
Sacks By: Number-Yards	2-17	4-13
PAT Kicks	0-1	4-5
2Pts Conversions	1-1	1-1
Field Goals	0-0	1-2
Points off Turnover	0	13

▶▶ GAME NOTES

Big Notes

- Tonight was the first victory as San Diego State's head coach by Sean Lewis.
- Danny O'Neil became the first true freshman quarterback in SDSU's Division I era (since 1969) to earn a start in a season-opener.
- O'Neil is the third true freshman quarterback in San Diego State's DI era to earn a start and is the second to pick up a win in his first start (also Spencer Brinton on Oct. 25, 1997 - SDSU 10, Hawai'i 3).
- The Aztecs scored 45 points tonight. In SDSU's two previous games that it started a true freshman quarterback for the first time, San Diego State combined for 23 points (10 vs. Hawai'i on Oct. 25, 1997 and 13 at Fresno State on Oct. 3, 2014).
- Marquez Cooper rushed for 223 yards, the first 200-yard game since Rashaad Penny had 221 vs. Army West Point in the 2017 Armed Forces Bowl on Dec. 23.
- The 223 rushing yards were the most by an Aztec since Penny had a career-high 234 at San Jose State on Nov. 4, 2017.
- San Diego State's 45 points were its most in a game since scoring 48 vs. Towson on Sept. 25, 2021.
- The Aztecs' 45 points were their most in a game played in San Diego since scoring 55 vs. Hawai'i on Nov. 5, 2016 (also a Snapdragon Stadium record).
- SDSU improved to 57-2 the last 59 times it has rushed for at least 200 yards and is 54-1 in its last 55 regular-season games when rushing for 200-plus yards.
- SDSU had two defensive touchdowns in the same game for the first time since Nov. 5, 2016 vs. Hawai'i.
- San Diego State won its 34th straight game when forcing at least three turnovers.
- The Aztecs won their 11th consecutive game when not committing a turnover.

Season-Opening Notes

- San Diego State improved to 55-42-5 all-time in season openers.
- The Aztecs improved to 47-17-4 in home season openers.
- SDSU improved to 27-8 when opening up its season at home in its Division I era.

Second Half Surge Propels SDSU Past TAMC, 45-14

SAN DIEGO -- Marquez Cooper rushed for 223 yards and two touchdowns to power San Diego State to a 45-14 victory over Texas A&M-Commerce on Saturday at Snapdragon Stadium, giving Sean Lewis a victory in his inaugural game as the Aztecs' head coach.

In addition, the SDSU defense scored a pair of touchdowns off turnovers in the second half to help erase a 6-3 deficit at intermission and thwart the Lions' upset bid.

Cooper, who carried 27 times in his SDSU debut after transferring from Ball State, posted the highest rushing total by an Aztec since Rashaad Penny gained 253 yards at Hawai'i on Oct. 28, 2017.

Cooper's 47-yard scoring run on SDSU's first drive of the third quarter was the first of three touchdowns in a five-minute span, igniting a 42-8 blitz to give the Scarlet and Black its highest point-total since a 48-21 triumph over Towson on Sept. 25, 2021, in Carson, California.

Just two plays later on the ensuing possession, Trey White blitzed and forced a fumble by TAMUC quarterback Eric Rodriguez before Tano Letuli fell on the loose ball in the end zone for six additional points. The conversion attempt was unsuccessful, but the Aztecs found themselves suddenly in control at 16-6.

After limiting the Lions to one first down, SDSU flashed its big-play capability once again when freshman quarterback Danny O'Neil threaded a 44-yard touchdown pass to Louis Brown IV on the third play of the subsequent drive, while Michael Harrison swept around right end moments later for a two-point conversion, increasing the advantage to 24-6.

TAMUC responded with an eight-play, 65-yard scoring march, capped by Rodriguez's touchdown pass to Drew Allison from six yards out. JaiSean McMillian hauled in the two-point conversion pass, trimming the margin to 24-14.

On the first play of the fourth quarter, Cooper plowed seven yards up the middle for his second touchdown of the night to punctuate a seven-play, 95-yard advance.

It didn't take long for another round of fireworks to ignite, as JD Coffey III picked off an errant Rodriguez pass on the third play of TAMUC's ensuing possession and rambled 45 yards for a touchdown to extend the lead to 38-14.

Following a punt, O'Neil quickly directed the Aztecs on their final scoring drive of the game, covering 79 yards on seven plays highlighted by an eight-yard touchdown strike to Jordan Napier with 6:57 left in the game.

Making his collegiate debut, O'Neil completed 22 of 33 passes for 214 yards.

Ja'Shaun Poke led the Aztec receiving corps with six catches for 30 yards, while Brown had three catches for 91 yards.

Overall, SDSU rushed for 254 yards in the contest, improving to 57-2 in its last 59 games when gaining 200 yards or more on the ground.

However, the Scarlet and Black started slowly, mustering a lone field goal in the first half, as Gabriel Plascencia split the uprights from 50 yards out with 28 seconds left in the opening period.

Late in the second quarter, the Lions drove 75 yards in 10 plays, with EJ Oakmon barreling in from a yard out to give the visitors their only lead of the game.

Despite trailing in time of possession (31:28 to 28:32), the Aztec defense holding TAMUC to just 180 yards in total offense in 59 plays.

>>SCORING SUMMARY

Qtr	Time	Team	Scoring Play	Plays-Yds	TOP	Score
1st	0:28	SDSU	Plascencia 50-yd field goal	16-48	5:27	3-0
2nd	0:59	AMC	Oakmon 1-yd run (PAT missed)	10-75	4:08	3-6
3rd	11:34	SDSU	Cooper 47-yd run (PAT good)	6-66	1:54	10-6
3rd	10:47	SDSU	Letuli fumble recovery in endzone (PAT missed)	-	-	16-6
3rd	6:36	SDSU	Brown IV 44-yd pass f/O'Neil (2-pt good)	3-62	4:18	24-6
3rd	2:17	AMC	Allison 6-yd pass f/Rodriguez (2-pt good)	88-65	4:18	24-14
4th	14:55	SDSU	Cooper 7-yd run (PAT good)	7-95	2:17	31-14
4th	13:48	SDSU	Coffey III 45-yd interception (PAT good)	-	-	38-14
4th	6:57	SDSU	Napier 8-yd pass f/O'Neil (PAT good)	7-79	4:28	45-14

INDIVIDUAL STATISTICS

>>TEXAS A&M-COMMERCE

Rushing	Att	Yds	TD	Long	Avg
Oakmon	8	30	1	8	3.8
McMillian	6	22	0	6	3.7
Peace	6	21	0	9	3.5
Jackson	5	18	0	8	3.6
Frasch	1	2	0	2	2.0
Rodriguez	7	-3	0	5	-0.4
TEAM	1	-27	0	0	-27.0
Totals	34	63	1	9	1.9

Passing	C-A-I	Yds	TD	Long	Sack
Rodriguez	14-20-1	105	1	29	3
Peace	4-5-0	12	0	5	1
Totals	18-25-1	117	1	29	4

Receiving	No.	Yds	TD	Long
Daniels	3	16	0	8
Wilson	3	10	0	5
Bilbo	2	35	0	27
Sallis	2	31	0	29
Proctor	2	9	0	9
Jourdain	1	7	0	7
Allison	1	6	1	6
Sweeting	1	4	0	4
Garmon	1	-4	0	0
Totals	18	117	1	29

>>SAN DIEGO STATE

Rushing	Att	Yds	TD	Long	Avg
Cooper	27	223	2	47	8.3
O'Neil	5	18	0	28	3.6
Armstead	5	9	0	7	1.8
Tupou'ata-Johnson	1	7	0	7	7.0
Sutton	1	3	0	3	3.0
Poke	1	-6	0	0	-6.0
Totals	40	254	2	47	6.5

Passing	C-A-I	Yds	TD	Long	Sack
O'Neil	22-33-0	214	2	44	2
Totals	22-33-0	214	2	44	2

Receiving	No.	Yds	TD	Long
Poke	6	30	0	9
Brown IV	3	91	1	44
Napier	3	40	1	29
Harrison	3	22	0	9
Wolfe	3	14	0	6
Cooper	3	10	0	9
Brooks	1	7	0	7
Totals	22	214	2	44

Game 2

OREGON STATE	7	0	0	14	-	21
SAN DIEGO STATE	0	0	0	0	-	0

Sept. 7 | Snapdragon Stadium | San Diego, Calif. | 7:37 p.m. PT | Attendance: 25,318



TEAM STATISTICS

	OSU	SDSU
FIRST DOWNS	23	7
Rushing	14	1
Passing	8	5
Penalty	1	1
NET YARDS RUSHING	237	72
Rushing Attempts	51	25
Average Per Rush	4.6	2.9
Rushing Touchdowns	2	0
Yards Gained Rushing	242	81
Yards Lost Rushing	5	9
NET YARDS PASSING	183	107
Completions-Attempts-Int	17-27-0	11-24-0
Average Per Attempt	6.8	4.5
Average Per Completion	10.8	9.7
Passing Touchdowns	1	0
TOTAL OFFENSE YARDS	420	179
Total offense plays	78	49
Average Gain Per Play	5.4	3.7
Fumbles: Number-Lost	0-0	1-1
Penalties: Number-Yards	6-65	8-80
PUNTS-YARDS	5-171	8-344
Average Yards Per Punt	34.2	43.0
Net Yards Per Punt	33.4	39.9
Inside 20	3	3
50+ Yards	0	3
Touchbacks	0	0
Fair catch	1	2
KICKOFF-YARDS	4-260	1-65
Average Yards Per Kickoff	65.0	65.0
Net Yards Per Kickoff	40	40
Touchbacks	4	1
Fair Catch Yards	0	0
Punt returns: Number-Yards-TD	3-21-0	2-4-0
Average Per Return	7.0	2.0
Kickoff returns: Number-Yds-TD	0-0-0	0-0-0
Average Per Return	0.0	0.0
Interceptions: Number-Yds-TD	0-0-0	0-0-0
Fumble Returns: Number-Yds-TD	0-0-0	0-0-0
Miscellaneous Yards	0	0
Possession Time	41:07	18:53
1st Quarter	9:56	5:04
2nd Quarter	9:37	5:23
3rd Quarter	12:45	2:15
4th Quarter	8:49	6:11
Third-Down Conversions	9-19	2-12
Fourth-Down Conversions	2-3	0-1
Red-Zone Scores-Chances	2-2	0-1
Touchdowns	2	0
Field goals	0	0
Sacks By: Number-Yards	1-5	0-0
PAT Kicks	3-3	0-0
Field Goals	0-2	0-0
Points off Turnover	7	0

▶▶ GAME NOTES

Series Notes

- San Diego State fell to 2-5 all-time against Oregon State.
- The Aztecs are 1-2 vs. the Beavers at home.
- SDSU has lost the last five games in the series after winning the first two in 1972 and 1975.

Team Notes

- San Diego State was shut out for just the third time in the last 219 games (streak started on Nov. 25, 2006).
- The Aztecs were shut out by a Pac-12 school for the first time since Sept. 18, 1982 at California (L, 28-0).
- The Aztecs allowed a first-quarter touchdown for just the second time in the last 11 games.
- SDSU has gone 17 straight games without allowing more than seven points in the first quarter and has allowed seven or fewer points in 25 of the last 26 first quarters.

Player Notes

- * **Marquez Cooper, Sr., RB (13 att., 53 yds., 0 TD | 2 rec., 19 yds.):** Now has 4,132 rushing yards for his career, which is tied with Louisville's Lamar Jackson (2015-17) for the 115th most in NCAA FBS history (according to SportsReference.com).
- * **Chris Johnson, Jr., CB (9 tackles (7 solo), 1 PBU):** Led the team in tackles for the first time of his career ... His nine tackles were a career high.
- * **Tyler Pastula, Sr., P (7 P, 48.6 avg., 3 120, 3 50+, 63 LG):** Averaged 48.6 yards per punt, which is his career high (min. 4 punts) ... Three of his punts went over 50 yards including a long of 63 yards ... Three of his punts also landed inside the 20-yard line.

Aztecs Fall to Oregon State

SAN DIEGO -- San Diego State was unable to stop Oregon State's rushing attack in a 21-0 loss Saturday night at Snapdragon Stadium.

Jam Griffin and Anthony Hankerson each ran for a touchdown for the Beavers (2-0), who combined for 237 yards on the ground.

OSU outgained the Aztecs (1-1), 420-179, overall, for the game, and had 23 first downs to SDSU's 7. Oregon State, which also received a late touchdown pass from Gevanni McCoy to Bryce Caufield, also more than doubled up San Diego State in terms of time of possession at 41:07-18:53.

After forcing a three-and-out, the Beavers went to work on their opening drive, going 53 yards on just five plays, culminating with a 16-yard touchdown run by Griffin.

OSU used up 6:53 of clock time on its next drive, going 47 yards on 13 plays. After converting a fourth-and-1 earlier in the drive, Oregon State was thwarted on a fourth-and-5 from the Aztec 46 when Cody Moon hurried McCoy's throw, which bounced to the grass incomplete.

SDSU, however, was unable to capitalize with the good field position and was forced to punt after another three-and-out.

The teams traded punts until the Beavers' last drive of the half. Starting on its own 26, OSU went 53 yards on 11 plays, twice converting a third-and-1 to extend the drive. Everett Hayes' 38-yard field goal, however, missed, making it a 7-0 Oregon State lead at the half.

San Diego State's first chance to score came midway through the third quarter when its punt return unit pressured Beaver punter Josh Green. Although a streaking Max Garrison was unable to block the punt, it only went 14 yards, giving San Diego State the ball on its own 45 with 9:20 left in the quarter.

The Aztecs quickly got into OSU territory for the first time of the night with a 9-yard rush by Marquez Cooper and a 4-yard pass from Danny O'Neil to Jude Wolfe. O'Neil, a true freshman making his second career start, then found Louis Brown IV with a deep pass down the right sideline, going 35 yards and setting up a first-and-goal on the Oregon State 7. After an incomplete pass in the end zone, Cooper rushed five yards to set up a third-and-goal from the 2. O'Neil, however, fumbled on a quarterback keeper as Jack Kane punched the ball out and Nikko Taylor jumped on the ball on the Beaver 2-yard line.

OSU responded with a methodical 13-play, 98-yard drive, before Hankerson ran it in 15 yards on a fourth-and-1 on the first play of the fourth quarter. Oregon State converted two third downs on the drive, including a 41-yard pass from McCoy to Trent Walker on a third-and-11 from its own 24-yard line.

SDSU had to punt on its ensuing drive, but Tyler Pastula's boot was blocked by Amarian York, giving the Beavers prime starting field position on their own 46. Hayes' long field goal attempt from 54 yards missed, however, giving San Diego State a chance to halve into OSU's advantage.

The Aztecs were unable to get into Oregon State territory and a long throw on fourth-and-18 from O'Neil to Ja'Shaun Poke was broken up by Skyler Thomas, giving the ball back to the Beavers on the SDSU 42.

OSU ran four rushes and then, on a third-and-3, used play-action where McCoy found a wide-open Caufield in the end zone from 21 yards out to make it a 21-0 game.

The teams traded punts before time ran out on San Diego State's final drive.

San Diego State was shut out for just the third time in the last 219 games (streak started on Nov. 26, 2006) and for the first time against a Pac-12 school since Sept. 18, 1982 at California (L, 28-0).

>> SCORING SUMMARY

Qtr	Time	Team	Scoring Play	Plays-Yds TOP	Score
1st	11:47	OSU	Griffin 16-yd run (PAT good)	5-53 1:53	0-7
4th	14:53	OSU	Hankerson 15-yd run (PAT good)	13-98 8:04	0-14
4th	4:36	OSU	Caufield 21-yd pass f/McCoy (PAT good)	5-42 2:58	0-21

INDIVIDUAL STATISTICS

>> OREGON STATE

Rushing	Att	Yds	TD	Long	Avg
Griffin	18	89	1	16	4.9
Hankerson	16	71	1	15	4.4
Allah	11	33	0	8	3.0
Johnson	1	23	0	23	23.0
McCoy	2	10	0	6	5.0
Reichle	2	6	0	6	3.0
Card	1	5	0	5	5.0
Totals	51	242	2	23	4.6

Passing	C-A-I	Yds	TD	Long	Sack
McCoy	16-26-0	181	1	41	0
Johnson	1-1-0	2	0	2	0
Totals	17-17-0	183	1	41	0

Receiving	No.	Yds	TD	Long
Walker	8	92	0	41
Reddicks	4	35	0	16
Griffin	2	9	0	7
Caufield	1	21	1	21
Hankerson	1	14	0	14
Wells Jr.	1	12	0	12
Totals	30	309	2	39

>> SAN DIEGO STATE

Rushing	Att	Yds	TD	Long	Avg
Cooper	13	53	0	10	4.1
Armstead	7	21	0	7	2.6
O'Neil	5	1	0	4	0.2
Totals	25	81	0	10	2.9

Passing	C-A-I	Yds	TD	Long	Sack
O'Neil	11-24-0	107	0	35	1
Totals	11-24-0	107	0	35	1

Receiving	No.	Yds	TD	Long
Poke	3	25	0	9
Brown IV	2	45	0	35
Cooper	2	19	0	21
Brooks	1	7	0	7
Bennett	1	5	0	5
Wolfe	1	4	0	4
Harrison	1	2	0	2
Totals	11	107	0	35

Game 3

SAN DIEGO STATE
CALIFORNIA

3	0	0	7	-	10
7	0	14	10	-	31

Sept. 14 | California Memorial Stadium | Berkeley, Calif. | 7:35 p.m. PT | Attendance: 35,197



TEAM STATISTICS

	SDSU	CAL
FIRST DOWNS	16	21
Rushing	7	11
Passing	7	8
Penalty	2	2
NET YARDS RUSHING	110	275
Rushing Attempts	35	42
Average Per Rush	3.1	6.5
Rushing Touchdowns	0	2
Yards Gained Rushing	140	307
Yards Lost Rushing	30	32
NET YARDS PASSING	166	198
Completions-Attempts-Int	14-30-2	21-29-1
Average Per Attempt	5.5	6.8
Average Per Completion	11.9	9.4
Passing Touchdowns	1	2
TOTAL OFFENSE YARDS	276	473
Total offense plays	65	71
Average Gain Per Play	4.2	6.7
Fumbles: Number-Lost	0-0	1-0
Penalties: Number-Yards	15-120	12-113
PUNTS-YARDS	6-274	3-133
Average Yards Per Punt	45.7	44.3
Net Yards Per Punt	38.0	44.7
Inside 20	2	0
50+ Yards	2	0
Touchbacks	2	0
Fair catch	2	1
KICKOFF-YARDS	3-143	6-397
Average Yards Per Kickoff	47.7	66.2
Net Yards Per Kickoff	38.0	43.7
Touchbacks	2	0
Fair Catch Yards	0	0
Punt returns: Number-Yards-TD	2-(-1)-0	1-6-0
Average Per Return	-0.5	6.0
Kickoff returns: Number-Yds-TD	1-10-0	1-4-0
Average Per Return	10.0	4.0
Interceptions: Number-Yds-TD	1-20	20-0
Fumble Returns: Number-Yds-TD	0-0	0-0
Miscellaneous Yards	0	0
Possession Time	27:15	32:45
1st Quarter	8:20	6:40
2nd Quarter	7:39	9:55
3rd Quarter	5:05	9:55
4th Quarter	6:11	8:49
Third-Down Conversions	5-16	7-15
Fourth-Down Conversions	2-4	0-3
Red-Zone Scores-Chances	1-1	4-5
Touchdowns	0	4
Field goals	1	0
Sacks By: Number-Yards	6-30	3-21
PAT Kicks	1-1	4-4
2Pts Conversions	0-0	0-0
Field Goals	1-1	1-3
Points off Turnover	0	0

▶▶ GAME NOTES

Series Notes

- San Diego State fell to 4-5 all-time against California.
- The Aztecs are now 0-5 against Cal in Berkeley (and 4-0 at home).

Team Notes

- San Diego State played its fifth straight game in the state of California, its longest streak since a six-game streak from Nov. 21, 2014-Sept. 19, 2015.
- The Aztecs are now 77-40 (.658) since the start of the 2015 campaign.
- SDSU had a season-high six sacks after entering with five combined sacks over its first two games.
- The Aztecs allowed a first-quarter touchdown for just the third time in the last 12 games.
- SDSU has gone 18 straight games without allowing more than seven points in the first quarter and has allowed seven or fewer points in 26 of the last 27 first quarters.

Trends

- The Aztecs lost the coin toss for the third time this season (0-3) and for the first time when having the chance to pick heads or tails.
- SDSU did not start with the ball for just the 45th time over the last 160 games.
- San Diego State did not allow its opponent to score on its opening possession for the 18th time in 28 games since 2022, 30th time in 41 games since 2021 and 84th time since 2015 (117 games).

Penalties Doom Aztecs in 31-10 Loss at Cal

BERKELEY, Calif. -- San Diego State trailed just 7-3, at the half, but California scored on its first four possessions of the second half in a 31-10 win Saturday night at Memorial Stadium.

Fernando Mendoza threw two touchdown passes and ran for another score for the Bears, who started the season 3-0 for the first time since 2019. Jaivian Thomas ran for 169 yards, and Kadarius Calloway had a touchdown run for Cal.

The two teams combined for 27 penalties for 237 yards, including 15 penalties for 120 yards for the Aztecs (1-2). SDSU's 13 penalties in the first half were tied for the most in any half for an FBS team in the last 10 seasons.

One the crucial penalties on San Diego State was an illegal block in the back on Marlem Louis after Tano Letuli intercepted a pass and returned it 65 yards for the score. Instead of taking a 10-7 lead midway through the second quarter, SDSU started on its own 45-yard line and failed to score.

After the Aztecs forced the high-powered California offense into consecutive three-and-outs to start the game, redshirt freshman Javance Tupou'ata-Johnson, making his first career start having never attempted a collegiate pass in place of an injured true freshman Danny O'Neil, got SDSU deep into Bear territory. San Diego State converted a key fourth-and-6 play when Tupou'ata-Johnson found Nate Bennett for 11 yards and a targeting penalty got the Aztecs to the Cal 12. SDSU managed just one yard on its next three plays, however, setting for a 29-yard field goal by former California kicker Nick Lopez.

The Bears answered with a 7-play, 69-yard drive, ending with an 8-yard rushing touchdown by Mendoza.

In the second quarter, SDSU stopped Cal on a fourth-and-1 and started in California territory on their 44-yard line. A Tupou'ata-Johnson 14-yard pass to Ja'Shaun Poke on the first play got San Diego State to the 30-yard line, but after an incomplete pass, 5-yard false start penalty, 9-yard sack and another incomplete pass, the Aztecs were forced to punt.

Letuli got the ball back for SDSU on the interception but neither team scored the rest of the half.

The Bears broke open a tight game in the third quarter with Thomas' 57-yard run setting up Calloway's 7-yard touchdown and Mendoza's 20-yard TD pass to Corey Dyches capping a 90-yard drive.

After a 48-yard field goal by Ryan Coe - his lone make in three tries - to start the fourth quarter, San Diego State finally scored responded with a touchdown. The Aztecs converted a pair of third-and-4s on the drive, including a short Tupou'ata-Johnson pass to Jordan Napier, who caught it at the Cal 35, juked past a few defenders and raced his way into the end zone.

After a Lopez PAT cut the Bear lead to 34-10, California answered right away with at 60-yard run by Calloway on second down and a 15-yard TD pass from Mendoza to Nyzirah Hunter.

Tupou'ata-Johnson was intercepted on the second play of the next drive but each team was stopped on fourth-and-shorts before Coe missed his second field goal of the game with 1:55 left.

SDSU then ran out the clock to end the game.

Tupou'ata-Johnson went 13 for 29 for 156 yards with one touchdown and two interceptions. Marquez Cooper rushed for 87 yards on 22 carries, and Jude Wolfe and Louis Brown IV led San Diego State with three catches apiece.

White led the Aztec defense with six tackles, 2.5 sacks and a pass breakup, while Owen Chambliss and Kyle Moretti also chipped in with six tackles apiece.

SDSU fell to 4-5 all-time against Cal with the home team winning all nine games in the series.

>>SCORING SUMMARY

Qtr	Time	Team	Scoring Play	Plays-Yds TOP	Score
1st	5:42	SDSU	Lopez 29-yd field goal	8-29	3-0
1st	2:25	CAL	Mendoza 8-yd rush (PAT good)	7-69	3-7
3rd	9:36	CAL	Calloway 7-yd rush (PAT good)	8-85	3-14
3rd	1:30	CAL	Dyches 20-yd pass f/Mendoza (PAT good)	13-90	5:37
4th	13:33	CAL	Coe 48-yd field goal	5-(-5)	1:50
4th	11:05	SDSU	Napier 40-yd. pass f/Tupou'ata-Johnson (PAT good)	7-75	2:28
4th	9:48	CAL	Hunter 15-yd pass f/Mendoza	3-75	1:17

INDIVIDUAL STATISTICS

>>SAN DIEGO STATE

Rushing	Att	Yds	TD	Long	Avg
Cooper	22	87	0	17	4.0
Armstead	1	15	0	15	15.0
Sutton	3	15	0	9	5.0
Tupou'ata-Johnson	8	-2	0	13	-0.2
Napier	1	-5	0	0	-5.0
Totals	35	110	0	17	3.1

Passing	C-A-I	Yds	TD	Long	Sack
Tup.-Johnson	13-29-2	156	1	40	3
Pastula	1-1-0	10	0	10	0
Totals	14-30-2	166	1	40	3

Receiving	No.	Yds	TD	Long
Wolfe	3	32	0	18
Brown IV	3	24	0	10
Napier	2	53	1	40
Harrison	1	15	0	15
Poke	1	14	0	14
Bennett	1	11	0	11
Chambliss	1	10	0	10
Armstead	1	6	0	6
Cooper	1	1	0	0
Totals	14	166	1	40

>>CALIFORNIA

Rushing	Att	Yds	TD	Long	Avg
Thomas	17	169	0	57	9.9
Calloway	8	87	1	60	9.7
Wiley	2	11	0	13	5.5
Martin	1	10	0	10	10.0
Cardwell	1	0	0	0	0.0
Mendoza	12	-2	1	10	-0.2
Totals	42	307	2	60	6.5

Passing	C-A-I	Yds	TD	Long	Sack
Mendoza	21-29-1	198	2	21	6
Totals	21-29-1	198	2	21	6

Receiving	No.	Yds	TD	Long
Hunter	4	52	1	15
Dyches	4	48	1	20
Grizzell	3	29	0	21
Endries	3	21	0	8
Brady	2	16	0	10
Matthews	2	16	0	14
King	1	7	0	7
Anderson	1	5	0	5
Thomas	1	4	0	4
Totals	21	198	2	21

Game 4

SAN DIEGO STATE	7	14	0	0	-	21
CENTRAL MICHIGAN	10	3	6	3	-	22

Sept. 28 | Kelly/Shorts Stadium | Mt. Pleasant, Mich. | 3:32 p.m. ET | Attendance: 27,072



TEAM STATISTICS

	SDSU	CMU
FIRST DOWNS	21	26
Rushing	6	10
Passing	11	14
Penalty	4	2
NET YARDS RUSHING	118	154
Rushing Attempts	45	42
Average Per Rush	2.6	3.7
Rushing Touchdowns	1	1
Yards Gained Rushing	152	183
Yards Lost Rushing	34	29
NET YARDS PASSING	246	298
Completions-Attempts-Int	14-23-0	25-46-1
Average Per Attempt	10.7	6.5
Average Per Completion	17.6	11.9
Passing Touchdowns	1	1
TOTAL OFFENSE YARDS	364	452
Total offense plays	68	88
Average Gain Per Play	5.4	5.1
Fumbles: Number-Lost	0-0	1-1
Penalties: Number-Yards	4-36	5-37
PUNTS-YARDS	5-236	5-183
Average Yards Per Punt	47.2	36.6
Net Yards Per Punt	37.8	32.6
Inside 20	2	0
50+ Yards	1	0
Touchbacks	2	1
Fair catch	0	3
KICKOFF-YARDS	4-240	6-356
Average Yards Per Kickoff	60.0	59.3
Net Yards Per Kickoff	38.2	38.0
Touchbacks	2	4
Fair Catch Yards	15	0
Punt returns: Number-Yards-TD	1-0-0	2-7-0
Average Per Return	0.0	3.50
Kickoff returns: Number-Yds-TD	1-0-0	1-22-0
Average Per Return	0.0	22.0
Interceptions: Number-Yds-TD	1-68-0	0-0-0
Fumble Returns: Number-Yds-TD	0-0-0	0-0-0
Miscellaneous Yards	0	0
Possession Time	24:33	35:27
1st Quarter	5:30	9:30
2nd Quarter	5:42	9:18
3rd Quarter	5:51	9:09
4th Quarter	7:30	7:30
Third-Down Conversions	7-15	6-19
Fourth-Down Conversions	0-1	4-4
Red-Zone Scores-Chances	2-4	4-4
Touchdowns	2	2
Field goals	0	2
Sacks By: Number-Yards	3-13	4-23
PAT Kicks	3-3	1-1
Field Goals	0-2	3-3
Points off Turnover	7	0

▶▶ GAME NOTES

Big Notes

- San Diego State fell to 16-2-1 against current members of the Mid-American Conference (MAC).
- The Aztecs are now 11-2-1 all-time against teams who were in the MAC at the time of the game.
- SDSU fell to 37-3 over its last 40 games when leading after three quarters.
- San Diego State had its 11-game winning streak snapped when not committing a turnover.
- This was the Aztecs' first one-point game since a 31-30 overtime loss to Hawai'i on Nov. 24, 2018.
- San Diego State is now 77-41 (.653) since the start of the 2015 campaign.

Team Notes

- This was the first 22-21 final score in SDSU's Division I era (since 1969).
- After scoring just 10 points over its last two games combined, San Diego State scored 14 in the first 17 minutes, 17 seconds (17:17) today and 21 overall.
- The Aztecs allowed a first-quarter touchdown for just the fourth time in the last 13 games.
- SDSU had gone 18 straight games without allowing more than seven points in the first quarter prior to CMU scoring 10 on San Diego State today.
- The Aztecs have still allowed seven or fewer points in 26 of the last 28 first quarters.
- SDSU scored 21 points in the first half, its most in the first half since also scoring 21 at New Mexico on Nov. 18, 2022.
- San Diego State fell to 66-17 since 2015 when scoring just 20 or more points (1-1 this year).
- After averaging 13.0 penalties over its first three games, San Diego State had no accepted penalties in the first half and just four for the game.

SDSU Falls at CMU on Late Field Goal, 22-21

MOUNT PLEASANT, Mich. -- San Diego State suffered a heartbreaking 22-21 loss at Central Michigan on Saturday when Tristan Mattson connected on his third field goal of the game - a 46-yarder - with five seconds remaining.

The Aztecs (1-3) led for over 38 minutes of the game, including 29 minutes, 55 seconds of the 30 minutes in the second half, but couldn't hold on in their first game in the Eastern Time Zone since 2015.

SDSU led, 21-13, at halftime as true freshman Danny O'Neil connected with tight end Jude Wolfe on a pair of touchdown passes following an earlier touchdown run by Marquez Cooper.

San Diego State, however, was held scoreless in the second half, including consecutive drives late when Nick Lopez missed a pair of short field goals.

After forcing a three-and-out to start the second half, the Chippewas (3-2) used a 15-play, 77-yard drive to score when B.J. Harris banged it in from a yard out on fourth-and-goal. It was one of four fourth downs CMU converted on the day in four attempts. Central Michigan went for two to tie it, but following a pass interference fall on Chris Johnson, the Aztecs stopped Davis on a run to keep the score at 21-19.

The teams exchanged punts over the next two drives apiece before SDSU got to the Chippewa 15-yard line. A 33-yard field goal attempt by Lopez, however, missed, keeping it a two-point game.

CMU quickly got into San Diego State territory, thanks to a 43-yard pass from Joe Labas to Marion Lukes. Facing a third-and-13 on the Central Michigan 38-yard line, Labas was picked off by Aztec cornerback Bryce Phillips, who ran it back 68 yards to the Chippewa 11 with just 2:17 left.

SDSU was stymied on three straight plays before Lopez hooked a 28-yard attempt wide left to give CMU one last chance.

Labas directed a 15-play, 52-yard drive in the final two minutes as Central Michigan converted two third downs and a fourth down on the drive. Mattson then nailed a career-long 46-yarder to give the Chippewas their first lead since early in the second quarter.

Starting on its own 28, San Diego State was able to get to the 43 but Louis Brown IV was tackled before being able to lateral the ball, giving CMU the improbable victory.

Mattson's 25-yard field goal got Central Michigan on the scoreboard and Cooper later answered with a 3-yard rushing TD to put the Aztecs in the lead.

The Chippewas ended the first quarter on a 12-play, 75-yard drive with an 8-yard scoring toss from Labas to Lukes.

After Johnson forced a fumble on a SDSU punt early in the second quarter which was recovered by Brady Anderson on the CMU 17, San Diego State scored four plays later when O'Neil found Wolfe alone in the end zone off play-action.

Late in the half, Cooper ran for 47 yards and O'Neil found Wolfe for another touchdown, this time from 26 yards out to put the Aztecs up, 21-10. Wolfe became just the fourth SDSU tight end since at least 1996 with two touchdowns in the same game.

Central Michigan, however, used a 12-play, 59-yard drive to close the half with a 34-yard field goal by Mattson.

O'Neil totaled 246 yards on 14-for-23 passing for San Diego State. Cooper rushed for 111 yards and a touchdown on 34 carries, while Louis Brown IV caught eight passes for a career-high 149 yards.

JD Coffey III had a career-high 15 tackles for the Aztecs, while White logged three sacks and four tackles for loss.

SDSU fell to 16-2-1 against current members of the Mid-American Conference (MAC) and 11-2-1 all-time against teams who were in the MAC at the time of the game.

San Diego State also dropped to 37-3 in its last 40 games when leading after three quarters and had its 11-game winning streak snapped when not committing a turnover.

>>SCORING SUMMARY

Qtr	Time	Team	Scoring Play	Plays-Yds	TOP	Score
1st	12:26	CMU	Mattson 25-yd field goal	6-61	2:28	0-3
1st	6:13	SDSU	Cooper 3-yd run (PAT good)	6-75	1:56	7-3
1st	0:31	CMU	Lukes 8-yd pass f/Labas (PAT good)	12-75	5:42	7-10
2nd	12:43	SDSU	Wolfe 5-yd pass f/O'Neil (PAT good)	4-17	1:07	14-10
2nd	3:30	SDSU	Wolfe 26-yd pass f/O'Neil (PAT good)	3-73	0:53	21-10
2nd	0:26	CMU	Mattson 34-yd field goal	12-59	3:04	21-13
3rd	5:52	CMU	Harris 1-yd rush (2-pt. conversion failed)	15-77	7:29	21-19
4th	0:05	CMU	Mattson 46-yd field goal	15-52	1:51	21-22

INDIVIDUAL STATISTICS

>>SAN DIEGO STATE

Rushing	Att	Yds	TD	Long	Avg
Cooper	34	111	1	47	3.3
O'Neil	9	7	0	9	0.8
Davis	1	4	0	4	4.0
Poke	1	-4	0	-4	-4.0
Totals	45	118	1	47	2.6

Passing	C-A-I	Yds	TD	Long	Sack
O'Neil	14-23-0	246	1	43	4
Totals	14-23-0	246	1	43	4

Receiving	No.	Yds	TD	Long
Brown IV	8	149	0	43
Wolfe	3	40	2	26
Poke	2	23	0	13
Bennett	1	34	0	34
Totals	14	246	2	43

>>CENTRAL MICHIGAN

Rushing	Att	Yds	TD	Long	Avg
Lukes	16	76	0	18	4.8
Harris	13	41	1	18	3.2
Emanuel Jr.	6	32	0	19	5.3
Labas	7	5	0	10	0.7
Totals	42	154	1	19	3.7

Passing	C-A-I	Yds	TD	Long	Sack
Labas	24-43-1	275	1	60	3
Chapeau	1-1-0	23	0	23	0
Emanuel Jr.	0-1-0	0	0	0	0
TEAM	0-1-0	0	0	0	0
Totals	25-46-1	298	1	60	3

Receiving	No.	Yds	TD	Long
Boyd	6	51	0	14
Prewitt III	6	42	0	17
Lukes	3	57	1	43
Parker	3	28	0	16
Harris	2	66	0	60
Temple	2	17	0	12
Whiteside	1	23	0	23
Harris	1	8	0	8
Davis	1	6	0	6
Totals	25	298	1	60

Game 5

HAWAII

SAN DIEGO STATE

3	7	7	7	-	24
3	14	3	7	-	27

Oct. 5 | Snapdragon Stadium | San Diego, Calif. | 5:02 p.m. PT | Attendance: 31,307



TEAM STATISTICS

	UH	SDSU
FIRST DOWNS	24	19
Rushing	8	5
Passing	13	12
Penalty	3	2
NET YARDS RUSHING	84	99
Rushing Attempts	29	34
Average Per Rush	2.9	2.9
Rushing Touchdowns	0	2
Yards Gained Rushing	123	134
Yards Lost Rushing	39	35
NET YARDS PASSING	272	224
Completions-Attempts-Int	26-44-1	24-33-0
Average Per Attempt	6.2	6.8
Average Per Completion	10.5	9.3
Passing Touchdowns	3	1
TOTAL OFFENSE YARDS	356	323
Total offense plays	73	67
Average Gain Per Play	4.9	4.8
Fumbles: Number-Lost	1-0	0-0
Penalties: Number-Yards	7-66	9-104
PUNTS-YARDS	3-137	5-238
Average Yards Per Punt	45.7	47.6
Net Yards Per Punt	34.3	45.4
Inside 20	0	2
50+ Yards	1	2
Touchbacks	0	0
Fair catch	0	1
KICKOFF-YARDS	5-289	6-364
Average Yards Per Kickoff	57.8	60.7
Net Yards Per Kickoff	35.4	42.8
Touchbacks	2	1
Fair Catch Yards	0	1
Punt returns: Number-Yards-TD	1-11-0	3-34-0
Average Per Return	11.0	11.3
Kickoff returns: Number-Yds-TD	4-63-0	2-47-0
Average Per Return	15.8	23.5
Interceptions: Number-Yds-TD	0-0-0	1-(-5)-0
Fumble Returns: Number-Yds-TD	0-0-0	0-0-0
Miscellaneous Yards	0	0
Possession Time	30:56	29:04
1st Quarter	5:36	9:24
2nd Quarter	5:21	9:39
3rd Quarter	8:35	6:25
4th Quarter	11:24	3:36
Third-Down Conversions	8-14	6-16
Fourth-Down Conversions	1-2	3-3
Red-Zone Scores-Chances	2-2	5-5
Touchdowns	1	3
Field goals	1	2
Sacks By: Number-Yards	2-14	5-34
PAT Kicks	3-3	3-3
2Pts Conversions	0-0	0-0
Field Goals	1-1	2-2
Points off Turnover	0	7

▶▶ GAME NOTES

Big Notes

- San Diego State won its conference opener for the ninth time in the last 12 years.
- The Aztecs improved to 10-2 in their last 12 Mountain West home openers.
- SDSU is now 50-23 (.685) in its last 73 games regular season games against Mountain West opponents.
- San Diego State improved to 38-3 over its last 41 games when leading after three quarters.
- The Aztecs have played in consecutive games decided by three points or less for the first time since 2010 (lost at Brigham Young, 24-21, on Oct. 9 and won vs. No. 23 Air Force, 27-25, on Oct. 16).
- This was the fourth consecutive one-score game between SDSU and Hawai'i (San Diego State has won all four games by a combined 19 points). Six of the last seven games between the two teams have been decided by one score.
- SDSU improved to 52-4 over the last 56 games when winning the turnover battle.
- The Aztecs are now 78-41 (.655) since the start of the 2015 campaign.
- EDGE Trey White had three sacks and four tackles for loss for the second straight game. White is averaging 1.80 sacks per game (nine sacks in five games), which is just ahead NCAA record pace (Terrell Suggs averaged 1.71 while at Arizona State in 2002 (24 sacks in 14 games) and Washington's Zion Tupoula-Fetui averaged 1.75 during the 2020 COVID-19 pandemic season (seven sacks in four games).
- RB Marquez Cooper recorded his second straight 100-yard rushing game, third this season and 20th of his career with 109 yards and two touchdowns on 30 carries.

Aztecs Edge Hawai'i, 27-24

SAN DIEGO -- Marquez Cooper ran for 109 yards and two touchdowns, and true freshman quarterback Danny O'Neil threw for 224 yards and a score to lead San Diego State to a 27-24 win over Hawai'i on Saturday night in the Mountain West opener for both teams.

The Aztecs (2-3, 1-0 MW) only trailed for 2 minutes, 34 seconds (2:34) of the game, but had to rally in the fourth quarter to snap a three-game losing streak.

The Rainbow Warriors (2-3, 0-1 MW) took their only lead of the game early in the fourth when Brayden Schager connected on a 23-yard touchdown pass to Nick Cenacle to make it a 24-20 contest with 9:39 left. Schager's third touchdown strike of the game wrapped up a 14-play, 89-yard drive that used up 5:48 of clock.

SDSU, however, answered with an 8-play, 87-yard drive of its own, culminating with a 2-yard touchdown run by Cooper with 7:05 remaining. O'Neil found Nate Bennett on a 48-yard pass deep down the left side to get San Diego State into UH territory. The Aztecs later used a 17-yard rush by Cooper and a 14-yard pass from O'Neil to Jordan Napier on a third-and-4 situation from the 16 to set up Cooper's second TD run of the game.

Hawai'i got into SDSU territory, converting a third-and-5 and later an improbable fourth-and-18. After Trey White's third sack of the game, the Rainbow Warriors were facing a third-and-17 from the San Diego State 46 but Schager found Pofele Ashlock for a 15-yard gain. On fourth-and-2, Schager threw a quick screen to Ashlock, but the ball was deflected to Cenacle, who was then stopped by Krishna Clay short of the first-down marker.

The Aztecs ran Cooper three consecutive plays before punting deep into UH territory. After an incomplete deep pass with 10 seconds left, Marlem Louis sacked Schager to end the game to seal the SDSU victory.

After the teams exchanged field goals in the first quarter, Cooper put San Diego State up, 10-3, on a 9-yard touchdown with 4:49 left in the first half.

Hawai'i answered with 23-yard touchdown pass from Schager to Tylan Hines following a 6-play, 77-yard drive.

The Aztecs responded with an almost flawless 2-minute drill, going 75 yards on nine plays in 1:47, culminating with a 16-yard pass from O'Neil to Louis Brown IV with just six seconds remaining in the half. SDSU converted a fourth-and-4 on the drive and later took advantage of a defensive holding call on a third-and-9 situation, setting up the TD strike to Brown IV and entering halftime with a 17-10 lead.

After forcing a three-and-out to start the third quarter, San Diego State started in Rainbow Warrior territory when Napier returned a punt 12 yards to the UH 44. The Aztecs got into the red zone but had to settle for a 43-yard field goal by Gabe Plascencia after O'Neil was sacked on third-and-9 from on the 19-yard line.

Hawai'i cut into SDSU's 20-10 lead with a 12-play, 75-yard drive, ending with a 6-yard pass from Schager to Ashlock late in the third quarter, setting up San Diego State's heroics in the fourth.

O'Neil completed 24 of 33 passes for 224 yards and a touchdown, extending his streak of 113 attempts without an interception to start his collegiate career. He completed his first 10 passes of the game.

Cooper recorded his second straight 100-yard rushing game with 109 yards and two touchdowns on 30 carries. The active FBS rushing leader now has three 100-yard games this season and 20 for his career.

White finished with three sacks and four tackles for loss for a second straight game for the Aztecs, who won their conference opener for the ninth time in the last 12 years and improved to 10-2 in their last 12 MW home openers.

It was the fourth consecutive one-score game between SDSU and Hawai'i.

>>SCORING SUMMARY

Qtr	Time	Team	Scoring Play	Plays-Yds	TOP	Score
1st	5:35	SDSU	Plascencia 24-yd field goal	16-53	6:38	0-3
1st	0:43	UH	Matsuzawa 30-yd field goal	15-77	4:49	3-3
2nd	4:49	SDSU	Cooper 9-yd rush (PAT good)	8-55	3:37	10-3
2nd	1:53	UH	Hines 23-yd pass f/Schager (PAT good)	6-77	2:50	10-10
2nd	0:06	SDSU	Brown IV 16-yd pass f/O'Neil (PAT good)	9-75	1:47	17-10
3rd	8:33	SDSU	Plascencia 43-yd field goal	10-19	4:46	20-10
3rd	2:06	UH	Ashlock 6-yd pass f/Schager (PAT good)	12-75	6:27	20-17
4th	9:39	UH	Cenacle 23-yd pass f/Schager (PAT good)	14-89	5:49	20-24
4th	7:05	SDSU	Cooper 2-yd rush (PAT good)	8-87	2:30	27-24

INDIVIDUAL STATISTICS

>>HAWAII

Rushing	Att	Yds	TD	Long	Avg
Simes	8	36	0	14	4.5
Schager	16	21	0	14	1.3
Hines	2	19	0	11	9.5
Barfield	3	8	0	5	2.7
Totals	29	84	0	14	2.9

Passing	C-A-I	Yds	TD	Long	Sack
Schager	26-44-1	272	3	23	5
Totals	26-44-1	272	3	23	5

Receiving	No.	Yds	TD	Long
Ashlock	8	77	1	19
Cenacle	3	56	1	23
Hines	3	33	1	23
Curtis	2	36	0	19
Crowdus	2	23	0	14
Barfield	2	21	0	18
Panoke	2	13	0	11
Sims	1	10	0	10
Perry	1	5	0	5
Cordero	1	-1	0	0
Nishigaya	1	-1	0	0
Totals	26	272	3	23

>>SAN DIEGO STATE

Rushing	Att	Yds	TD	Long	Avg
Cooper	30	109	2	31	3.6
O'Neil	4	-10	0	3	-2.5
Totals	34	99	2	31	2.9

Passing	C-A-I	Yds	TD	Long	Sack
O'Neil	24-33-0	224	1	48	2
Totals	24-33-0	224	1	48	2

Receiving	No.	Yds	TD	Long
Napier	5	41	0	19
Brown IV	5	40	1	16
Bennett	4	74	0	48
Poke	4	38	0	15
Cooper	4	28	0	12
Wolfe	1	5	0	5
Shaw	1	-2	0	0
Totals	24	224	1	48

Game 6

SAN DIEGO STATE	10	7	0	10	-	27
WYOMING	7	7	3	7	-	24

Oct. 12 | War Memorial Stadium | Laramie, Wyo. | 1:32 p.m. MT | Attendance: 23,155



TEAM STATISTICS

	SDSU	WYO
FIRST DOWNS	16	19
Rushing	6	7
Passing	9	9
Penalty	1	3
NET YARDS RUSHING	102	190
Rushing Attempts	35	41
Average Per Rush	2.9	4.6
Rushing Touchdowns	1	2
Yards Gained Rushing	133	226
Yards Lost Rushing	31	36
NET YARDS PASSING	254	181
Completions-Attempts-Int	16-27-1	12-31-2
Average Per Attempt	9.4	5.8
Average Per Completion	15.9	15.1
Passing Touchdowns	1	1
TOTAL OFFENSE YARDS	356	371
Total offense plays	62	72
Average Gain Per Play	5.7	5.2
Fumbles: Number-Lost	0-0	0-0
Penalties: Number-Yards	9-67	7-60
PUNTS-YARDS	7-330	7-297
Average Yards Per Punt	47.1	42.4
Net Yards Per Punt	41.4	38.1
Inside 20	2	3
50+ Yards	2	1
Touchbacks	2	0
Fair catch	1	1
KICKOFF-YARDS	6-390	5-321
Average Yards Per Kickoff	65.0	64.2
Net Yards Per Kickoff	40	41
Touchbacks	6	3
Fair Catch Yards	0	0
Punt returns: Number-Yards-TD	3-30-0	2-0-0
Average Per Return	10.0	0.0
Kickoff returns: Number-Yds-TD	2-41-0	0-0-0
Average Per Return	20.5	0.0
Interceptions: Number-Yds-TD	2-85-1	1-0-0
Fumble Returns: Number-Yds-TD	0-0-0	0-0-0
Miscellaneous Yards	0	0
Possession Time	29:17	30:43
1st Quarter	10:34	04:26
2nd Quarter	05:10	09:50
3rd Quarter	05:23	09:37
4th Quarter	08:10	06:50
Third-Down Conversions	3-13	6-16
Fourth-Down Conversions	0-1	1-1
Red-Zone Scores-Chances	3-3	2-2
Touchdowns	1	1
Field goals	2	1
Sacks By: Number-Yards	6-34	1-4
PAT Kicks	3-3	3-3
2Pts Conversions	0-0	0-0
Field Goals	2-2	1-2
Points off Turnover	10	0

▶▶ GAME NOTES

Big Notes

- San Diego State improved to 2-0 in Mountain West play for the ninth time in league history (also 2002, 2013, 2015, 2016, 2017, 2018, 2020 and 2021).
- After starting 2-0 in league play, the Aztecs won the MW championship in both 2015 and 2016.
- SDSU won its Mountain West road opener for the 15th time in league history and first time since a seven-year stretch from 2015-2021.
- San Diego State won its sixth straight game against a team coming off an idle week (bye week).
- The Aztecs have won 10 of their last 11 games against teams coming off an idle week dating back to a Sept. 20, 2014 loss at Oregon State.
- SDSU has played in three consecutive games decided by three points or less for the first time since 1978 (lost at Miami, 16-14; won vs. New Mexico, 27-24; lost vs. Utah, 20-18).
- SDSU won the turnover battle for the fourth time in six games this season. San Diego State is now 20-3 since 2020 when winning the turnover battle and 53-5 since 2020. The Aztecs have won 22 of their last 25 games (22-3) when winning the turnover battle.
- San Diego State has back-to-back wins by the same score (in this case 27-24) for the first time in its Division I history (since 1969)).
- SDSU has consecutive three-point victories for the first time since 1995 (30-27 vs. Nevada on Sept. 28 and 24-21 at Utah on Oct. 7).
- The Aztecs improved to 51-23 (.689) in their last 74 regular season games against Mountain West opponents.
- SDSU is now 79-41 (.658) since the start of the 2015 campaign, which is the 20th-best record in the country over that span.

SDSU Rallies Past Wyoming, 27-24

LARAMIE, Wyo. -- True freshman quarterback Danny O'Neil connected with redshirt freshman Jordan Napier on consecutive big pass plays to tie the game in the fourth quarter and Gabe Plascencia nailed a 28-yard field goal for what proved to be the game-winning points to lead San Diego State to a 27-24 win at Wyoming on Saturday.

The Aztecs (3-3) improved to 2-0 in Mountain West play for the first time since 2021 in a game that featured six lead changes and moved into a tie with Boise State and UNLV atop the league standings.

Trailing, 24-17, early in the fourth quarter after Cowboy (1-5, 1-1 MW) quarterback Evan Svoboda raced 51 yards on a QB keeper, SDSU answered through the air. After consecutive incompletions and facing a third-and-10, O'Neil found Napier down the right side of the field for a 53-yard pass. It was the longest play of the season for San Diego State. O'Neil then went right to Napier again with a 27-yard strike to silence the 23,155 fans at War Memorial Stadium.

After forcing UW to punt on its next possession, the Aztecs got the ball back on their own 18 and went 77 yards on seven plays with Plascencia kicking the winning field goal with 7:35 left. O'Neil started with a 41-yard pass to Nate Bennett, making it 121 passing yards by O'Neil over the previous three plays of the game.

Wyoming got the ball back and managed a 24-yard run on its first snap, but just one yard over its next three before having to punt it back to SDSU.

San Diego State was forced to punt, and the Cowboys got the ball back on its own 26 with 4:27 remaining. After two rushes for seven yards, Ryan Henderson sacked Svoboda on third-and-3, forcing UW to punt once again.

Marquez Cooper ran for 18 yards on a second-and-8 situation, but the Aztecs were later stopped at the Wyoming 36. Tyler Pastula, however, angled a punt that stopped at the UW 7.

Following a false start, Svoboda found Tyler King for 19 yards to get to the 23. Henderson and Dominic Oliver then sacked Svoboda to end the game and give the Aztecs their first road win in a MW opener since 2021.

SDSU took a 3-0 lead on a 22-yard field goal by Plascencia midway through the first quarter after Chris Johnson intercepted Svoboda and ran it back 42 yards to the Wyoming 10.

The Cowboys responded in just two plays as they completed a flea flicker with Svoboda finding a wide-open Jaylen Sargent for a 70-yard completion.

Late in the first quarter, Eric Butler picked off Svoboda's pass and ran it 43 yards back for a touchdown. It was Butler's first career interception and San Diego State's third defensive touchdown of the season.

UW regained the lead on its ensuing drive, going 75 yards on 12 plays. Wyoming converted a fourth-and-6 on the drive and earned a first down on a pass interference on third-and-7, before Sam Scott punched it in from a yard out, making it a 14-10 advantage.

The Aztecs responded with an 8-play, 75-yard drive of their own. The big play came on a 32-yard pass from Danny O'Neil to Jude Wolfe to get to the Cowboy 10. Marquez Cooper later rushed it in from four yards out as SDSU entered halftime with a 17-14 lead.

Wyoming tied it with a 42-yard field goal by John Hyland on its first drive of the third quarter before setting up San Diego State's fourth-quarter heroics.

O'Neil threw for a career-high 254 yards and a touchdown, completing 16 of 27 passes.

Cooper rushed for 87 yards and a touchdown on 25 carries, while Ja'Shaun Poke caught eight passes for 60 yards and Napier four catches for 91 yards.

It was the second straight 27-24 game for the Aztecs after beating Hawai'i at home on Oct. 5 and was the first time in SDSU's Division I history (since 1969) with back-to-back games by the same score. San Diego State has consecutive three-point victories for the first time since 1995.

Kyle Moretti led the Aztecs with seven tackles, while Trey White had two sacks, giving him multiple sacks in four consecutive games.

It was SDSU's first trip to Laramie since it played there twice in a three-week span in 2016.

>>SCORING SUMMARY

Qtr	Time	Team	Scoring Play	Plays-Yds TOP	Score
1st	06:27	SDSU	Plascencia 22-yd FG	4-6 1:21	3-0
1st	05:46	WYO	Sargent 70-yd pass f/Svoboda (PAT good)	2-75 0:41	3-7
1st	0:02	SDSU	Butler 43 yd interception return (PAT good)	-- --	10-7
2nd	09:08	WYO	Scott 1-yd run (PAT good)	12-75 5:54	10-14
2nd	05:14	SDSU	Cooper 4 yd run (PAT good)	8-75 3:54	17-14
3rd	10:05	WYO	Hyland 42 yd FG	15-50 4:55	17-17
4th	14:50	WYO	Svoboda 51 yd run (PAT good)	6-78 2:17	17-24
4th	13:54	SDSU	Napier 27 yd pass f/O'Neil (PAT good)	4-80 0:49	24-24
4th	07:35	SDSU	Plascencia 28 yd FG	7-77 3:36	27-24

INDIVIDUAL STATISTICS

>>SAN DIEGO STATE

Rushing	Att	Yds	TD	Long	Avg
Cooper	25	87	1	26	3.5
Davis	3	7	0	4	2.3
O'Neil	6	4	0	9	0.7
Poke	1	4	0	4	4.0
Totals	35	102	1	26	2.9

Passing	C-A-I	Yds	TD	Long	Sack
O'Neil	16-27-1	254	1	53	2
Totals	16-27-1	254	1	53	2

Receiving	No.	Yds	TD	Long
Poke	8	60	0	19
Napier	4	91	1	53
Brown IV	2	30	0	19
Bennett	1	41	0	41
Wolfe	1	32	0	32
Totals	16	254	1	53

>>WYOMING

Rushing	Att	Yds	TD	Long	Avg
Scott	20	94	1	27	4.7
Svoboda	14	55	1	51	3.9
Ferrell	6	24	0	8	4.0
Williams	1	17	0	17	17.0
Totals	41	190	2	51	4.6

Passing	C-A-I	Yds	TD	Long	Sack
Svoboda	12-31-2	181	1	70	6
Totals	12-31-2	181	1	70	6

Receiving	No.	Yds	TD	Long
Gyllenberg	4	48	0	19
Sargent	2	84	1	70
King	2	34	0	19
Scott	2	2	0	9
Pelissier	1	7	0	7
Stevenson	1	6	0	6
Totals	12	181	1	70

Game 7

WASHINGTON STATE	7	7	0	15	-	29
SAN DIEGO STATE	6	6	7	7	-	26

Oct. 26 | Snapdragon Stadium | San Diego, Calif. | 7:32 p.m. PT | Attendance: 26,937



TEAM STATISTICS

	WSU	SDSU
FIRST DOWNS	22	21
Rushing	8	5
Passing	11	15
Penalty	3	1
NET YARDS RUSHING	114	130
Rushing Attempts	40	30
Average Per Rush	2.8	4.3
Rushing Touchdowns	2	2
Yards Gained Rushing	145	150
Yards Lost Rushing	31	20
NET YARDS PASSING	257	284
Completions-Attempts-Int	19-27-0	28-41-1
Average Per Attempt	9.5	6.9
Average Per Completion	13.5	10.1
Passing Touchdowns	2	1
TOTAL OFFENSE YARDS	371	414
Total offense plays	67	71
Average Gain Per Play	5.5	5.8
Fumbles: Number-Lost	2-1	0-0
Penalties: Number-Yards	4-45	8-78
PUNTS-YARDS	3-108	4-141
Average Yards Per Punt	36.0	35.2
Net Yards Per Punt	36	36
Inside 20	1	0
50+ Yards	0	0
Touchbacks	0	0
Fair catch	2	2
KICKOFF-YARDS	5-317	5-273
Average Yards Per Kickoff	63.4	54.6
Net Yards Per Kickoff	41.2	38.2
Touchbacks	2	0
Fair Catch Yards	0	10
Punt returns: Number-Yards-TD	1--3-0	0-0-0
Average Per Return	-3.0	0.0
Kickoff returns: Number-Yds-TD	3-57-0	3-61-0
Average Per Return	19.0	20.3
Interceptions: Number-Yds-TD	1-20-0	0-0-0
Fumble Returns: Number-Yds-TD	0-0-0	0-0-0
Miscellaneous Yards	0	0
Possession Time	30:27	29:33
1st Quarter	05:28	09:32
2nd Quarter	06:13	04:34
3rd Quarter	07:23	07:37
4th Quarter	07:10	07:50
Third-Down Conversions	5-12	5-14
Fourth-Down Conversions	1-3	1-2
Red-Zone Scores-Chances	1-1	3-4
Touchdowns	1	2
Field goals	0	1
Sacks By: Number-Yards	4-18	3-16
PAT Kicks	3-3	2-2
2Pts Conversions	1-1	0-1
Field Goals	0-0	2-2
Points off Turnover	8	7

▶▶ GAME NOTES

Big Notes

- San Diego State has played in four consecutive games decided by three points or less for the first time in its Division I history (since 1969). The Aztecs' last four games have been decided by a total of 10 points (SDSU is 2-2 in those games).
- San Diego State has played in three consecutive games decided by the same score (in this case, three points) for just the second time in its Division I history (the Aztecs played three straight seven-point games in 2013).
- SDSU fell to 7-8 against the Pac-12 since the start of the 2016 season.
- San Diego State fell to 38-4 over the last 42 games when leading at the end of the third quarter.
- On the season, the Aztecs are now outscoring the opposition, 45-14, in points off turnovers.
- SDSU is 79-42 (.653) since the start of the 2015 campaign, which is the 20th-best record in the country over that span.
- This was just the second home game for San Diego State a 49-day span (also Oct. 5 vs. Hawai'i).
- This was the first 29-26 final in the Aztecs' DI history.
- RB Marquez Cooper ran for 78 yards and now has 4,604 yards for his career, which ranks 49th in NCAA history (according to SportsReference.com). Some of the players he passed tonight include both Faulk brothers (Kevin - 4,557 and Marshall - 4,589), Darren McFadden (4,590) and Thurman Thomas (4,595).
- Series Notes**
- San Diego State fell to 1-2 all-time against Washington State.

Cougars Thwart Aztecs' Upset Bid, 29-26

SAN DIEGO — Upset-minded San Diego State gave visiting Washington State all it could handle Saturday but was unable to build on a 12-point lead early in the fourth quarter before dropping a tough 29-26 decision on Homecoming Night at Snapdragon Stadium.

Despite maintaining the edge in total yards (414-371), the Aztecs surrendered two fourth-quarter touchdowns allowing the Cougars to escape.

With the setback, SDSU slips to 3-4 on the season, while WSU moves to 7-1 overall.

Marquez Cooper rushed for 78 yards on 18 carries with two touchdowns, marking his 13th career game with multiple scores.

In addition, the Aztecs received season highs of 10 receptions and 80 yards from Ja'Shaun Poke, while Danny O'Neil finished with 22 completions on 34 attempts for 195 yards and one interception. Trailing 14-12 midway through the third quarter, SDSU caught a major break when the Jelani Whitmore pounced on a muffed punt by the Cougars' Tony Freeman at the WSU 43. Three plays later, SDSU reached into its bag of tricks, as Jordan Napier connected with a wide-open Nate Bennett on an option pass for a 27-yard touchdown that put the Scarlet and Black in front, 19-14.

Following a Cougar punt, the Aztecs increased their lead to 26-14 early in the final period when Cooper's 1-yard plunge into the end zone punctuated an 11-play 69-yard march.

WSU needed just three plays to respond, as John Mateer hit Carlos Hernandez for a 34-yard touchdown strike, narrowing the gap to 26-21 with 12:09 remaining in the contest.

San Diego State seemed poised to hold serve on its next possession after Napier made a spectacular grab in tight single coverage for a 31-yard gain on a third-and-9 situation, while Harrison followed with a 13-yard grab that gave the hosts a first down at the Cougar 17. However, the momentum abruptly shifted three plays later when Taariq Al-Uqadah stepped in front of an O'Neil pass and returned the ball 20 yards to the WSU 37.

Mateer found Hernandez once again for a 15-yard gain before twice calling his own number on a 15-yard keeper and a 2-yard touchdown run. Adding insult to injury, Mateer caught the ensuing two-point conversion from receiver Kris Hutson on a fumbled reverse.

SDSU reached the Cougar 47 on its next drive, but a personal-foul penalty thwarted the advance, as the Scarlet and Black elected to punt from its own 41 with 2:19 left.

WSU gained one first down, forcing the Aztecs to use their final two timeouts. With just 28 seconds left, the Cougars punted, but a roughing the kicker penalty gave the visitors an automatic first down to seal the game.

Defensively, SDSU was led by Tano Letuli, who finished with a career-high 10 tackles, while Chris Johnson totaled eight stops of his own, including six solo efforts. In addition, the Aztecs registered three sacks of Mateer.

The Cougars marched 65 yards in five plays on their first possession when Mateer dialed up a flea flicker and connected with Cooper Mathers on a 26-yard scoring strike.

Shortly thereafter, the Aztecs responded with a pair of Gabriel Plascencia field goals.

WSU reached the red zone on its ensuing possession with Mateer sneaking it in from a yard out.

After the teams exchanged fourth-down stops late in the second period, O'Neil returned to the Aztec huddle and directed a 6-play, 60-yard scoring drive, capped by Cooper's 7-yard touchdown burst with 17 seconds left before intermission. However, the conversion attempt went awry, leaving SDSU two points behind at 14-12.

>>SCORING SUMMARY

Qtr	Time	Team	Scoring Play	Plays-Yds	TOP	Score
1st	12:26	WSU	Mathers 26-yd. pass f/Mateer (PAT good)	5-65	1:37	0-7
1st	8:54	SDSU	Plascencia 46-yd field goal	10-47	3:32	3-7
1st	0:00	SDSU	Plascencia 28-yd field goal	10-60	5:03	6-7
2nd	7:19	WSU	Mateer 1-yd rush (PAT good)	16-74	7:43	6-14
2nd	0:17	SDSU	Cooper 7-yd rush (2-pt. attempt failed)	6-60	1:41	12-14
3rd	7:05	SDSU	Bennett 27-yd pass f/Napier (PAT good)	3-43	1:06	19-14
4th	13:39	SDSU	Cooper 1-yd rush (PAT good)	11-69	5:23	26-14
4th	12:08	WSU	Hernandez 34-yd pass f/Mateer (PAT good)	4-80	1:27	26-21
4th	5:03	WSU	Mateer 2-yd rush (2-pt. conversion)	7-63	3:28	26-29

INDIVIDUAL STATISTICS

>>WASHINGTON STATE

Rushing	Att	Yds	TD	Long	Avg
Mateer	21	42	2	18	2.0
Parker	9	33	0	10	3.7
Williams	1	22	0	22	22.0
Schlenbaker	4	15	0	8	3.8
Barfield	4	6	0	3	1.5
Totals	40	114	2	22	2.8

Passing	C-A-I	Yds	TD	Long	Sack
Mateer	19-27-0	257	2	34	3
Totals	19-27-0	257	2	34	3

Receiving	No.	Yds	TD	Long
Williams	5	74	0	33
Hernandez	4	65	1	34
Shackelford	3	27	0	13
Hutson	3	16	0	15
Meredith	2	44	0	30
Mathers	1	26	1	26
Pulalasi	1	5	0	5
Totals	19	257	2	34

>>SAN DIEGO STATE

Rushing	Att	Yds	TD	Long	Avg
Cooper	18	78	2	20	4.3
Davis	1	38	0	38	38.0
Tupou'ata-Johnson	5	16	0	9	3.2
Poke	1	1	0	1	1.0
O'Neil	5	-3	0	7	-0.6
Totals	30	130	2	38	4.3

Passing	C-A-I	Yds	TD	Long	Sack
O'Neil	22-34-1	195	0	31	3
Tupou'ata-J	4-5-0	41	0	14	1
Herman	1-1-0	21	0	21	0
Napier	1-1-0	27	1	27	0
Totals	28-41-1	284	1	31	4

Receiving	No.	Yds	TD	Long
Poke	10	80	0	21
Harrison	6	46	0	18
Bennett	5	73	1	27
Napier	3	44	0	31
Shaw	3	35	0	13
Cooper	1	6	0	6
Totals	28	284	1	31

Game 8

SAN DIEGO STATE	0	10	0	14	-	24
BOISE STATE	21	14	7	14	-	56

Nov. 1 | Albertsons Stadium | Boise, Idaho | 6:10 p.m. MT | Attendance: 36,838



TEAM STATISTICS

	SDSU	BS
FIRST DOWNS	12	34
Rushing	6	14
Passing	6	18
Penalty	0	2
NET YARDS RUSHING	101	219
Rushing Attempts	26	46
Average Per Rush	3.9	4.8
Rushing Touchdowns	1	3
Yards Gained Rushing	131	229
Yards Lost Rushing	30	10
NET YARDS PASSING	155	322
Completions-Attempts-Int	14-30-2	26-34-0
Average Per Attempt	5.2	9.5
Average Per Completion	11.1	12.4
Passing Touchdowns	2	4
TOTAL OFFENSE YARDS	256	541
Total offense plays	56	80
Average Gain Per Play	4.6	6.8
Fumbles: Number-Lost	0-0	0-0
Penalties: Number-Yards	5-42	4-37
PUNTS-YARDS	4-201	2-89
Average Yards Per Punt	50.2	44.5
Net Yards Per Punt	50.2	37.5
Inside 20	2	0
50+ Yards	1	0
Touchbacks	0	0
Fair catch	3	0
KICKOFF-YARDS	5-307	9-530
Average Yards Per Kickoff	61.4	58.9
Net Yards Per Kickoff	40	34.2
Touchbacks	4	6
Fair Catch Yards	7	0
Punt returns: Number-Yards-TD	1-14-0	0-0-0
Average Per Return	14.0	0.0
Kickoff returns: Number-Yds-TD	3-72-0	0-0-0
Average Per Return	24.0	0.0
Interceptions: Number-Yds-TD	0-0-0	2-35-1
Fumble Returns: Number-Yds-TD	0-0-0	0-0-0
Miscellaneous Yards	0	0
Possession Time	20:28	39:32
1st Quarter	05:28	09:32
2nd Quarter	04:27	10:33
3rd Quarter	02:32	12:28
4th Quarter	08:01	06:59
Third-Down Conversions	2-14	9-13
Fourth-Down Conversions	6-6	2-2
Red-Zone Scores-Chances	2-2	7-7
Touchdowns	1	7
Field goals	1	0
Sacks By: Number-Yards	1-1	3-25
PAT Kicks	3-3	8-8
2Pts Conversions	0-0	0-0
Field Goals	1-1	0-0
Points off Turnover	0	14

▶▶ GAME NOTES

TEAM NOTES

• SDSU fell to 2-3 all-time at Boise State. The rest of the Mountain West is 10-96 (.094).

• This was the sixth time in 10 all-time meetings that one of the schools was nationally ranked. The nationally-ranked team is now 3-3 in the series.

• The Aztecs fell to 2-1 on the season when having less rest than their opponent (in this case, six days in between games to Boise State's seven days).

• SDSU fell to 10-8 all-time vs. Division I schools that call the state of Idaho home. SDSU is 3-0 against Idaho State, 3-2 in contests with Idaho and 4-6 against Boise State.

• San Diego State fell to 79-43 (.648) since the start of the 2015 campaign, which is the 20th best record in the country over that span.

• SDSU was 6-for-6 on fourth down, its most fourth down conversions in a game since at least the 1996 season.

• San Diego State allowed just its second 100-yard rusher of the season. Ashton Jeanty, who came into weekend averaging 196.6 yards per game, rushed for 149 tonight on 31 carries (4.8 avg.).

• San Diego State fell to 68-19 since 2015 when scoring just 20-plus points (3-3 this year).

SERIES NOTES

• San Diego State fell to 4-6 all-time against Boise State.

• The Aztecs dropped to 2-3 all-time at Boise State.

• SDSU fell to 1-2 all-time vs. the Broncos when they were nationally ranked.

Aztecs Fall at No. 15/19 Boise State

BOISE, Idaho -- San Diego State was unable to recover from a shaky start in a 56-24 loss at No. 15/19 Boise State Friday night in Boise. It was the first setback in Mountain West play for the Aztecs (3-5, 2-1 MW).

The Broncos (7-1, 4-0 MW) jumped out to a 28-0 lead before SDSU even got into BS territory. Maddux Madsen connected on consecutive touchdown passes to Latrell Caples from 18 and 19 yards, and then A'Marion McCoy picked off San Diego State true freshman quarterback Danny O'Neil and ran it back 35 yards to make it 21-0 Boise State after the first quarter.

Another O'Neil interception early in the second quarter led to Madsen's third touchdown pass of the half, this time finding Prince Strachan from 14 yards out.

The Aztecs finally got on the scoreboard as O'Neil connected on a 40-yard pass to Jordan Napier on a third-and-13 situation. SDSU's drive, however, stalled and Gabe Plascencia nailed a 27-yard field goal.

San Diego State forced a Bronco punt and responded with a 6-yard touchdown run by Marquez Cooper. It took the Aztecs just five plays to get 65 yards, thanks mainly to a 42-yard gain by Cooper on the second play of the drive.

BS, however, answered with a 13-play, 75-yard drive that ate up 5:36 of clock, twice converting third downs before Madsen's touchdown pass to Caples on fourth-and-1 from the SDSU 14 gave Boise State a 35-10 lead at the half.

The Broncos took their opening drive in the second half 75 yards, ending with a 4-yard touchdown run by Ashton Jeanty.

After the teams exchanged punts, BS went 90 yards on 13 plays over 6:27 before another 4-yard run by Jeanty made it 49-10, Boise State. The Broncos converted two third downs on the drive and got another first down on a fourth-and-3 when BS faked a punt with a 32-point lead.

San Diego State wouldn't give up and put together an impressive drive that went 75 yards on 16 plays. The Aztecs converted four fourth downs on the drive with an 8-yard run by Cooper on a fourth-and-2, a 3-yard run by Cooper on a fourth-and-1, a 10-yard pass from O'Neil to Napier on a fourth-and-8 and finally a 30-yard touchdown pass from O'Neil to Napier on a fourth-and-5.

Boise State got one back with a 2-yard run by Tyler Crowe to take a 56-17 lead.

Chris Johnson took the ensuing kickoff 46 yards to the SDSU 46. On a third-and-12 seven plays later, O'Neil found Mekhi Shaw, who made a diving catch in the end zone for the final points of the game.

O'Neil was 14 of 30 for 155 yards, two touchdowns and two interceptions. Cooper rushed for 94 yards on just 16 attempts (5.9 avg.) and Napier had a game-high eight catches for 79 yards.

San Diego State held Jeanty, who came into Friday averaging 196.6 yards per game, to 149 tonight on 31 carries (4.8 avg.). Madsen completed 24 of 32 passes for 307 yards and four touchdowns.

Tano Letuli had a game-high 10 tackles to lead the Aztecs for a second straight contest. Kyle Moretti and Bryce Phillips chipped in with six tackles apiece.

SDSU fell to 2-3 all-time at Boise State with the rest of the Mountain West going 10-96 (.094).

San Diego State was 6-for-6 on fourth down in the game, matching the most conversions in FBS play without a fail since 2007.

>> SCORING SUMMARY

Qtr	Time	Team	Scoring Play	Plays-Yds TOP	Score
1st	10:34	BS	Caples 18-yd pass f/Madsen (PAT good)	8-66	3:35
1st	1:39	BS	Caples 19-yd pass f/Madsen (PAT good)	10-75	5:48
1st	1:31	BS	McCoy 35-yd interception return (PAT good)	--	--
2nd	11:35	BS	Strachan 14-yd pass f/Madsen (PAT good)	9-58	3:34
2nd	9:12	SDSU	Plascencia 27-yd field goal	8-52	2:19
2nd	5:58	SDSU	Cooper 6-yd run (PAT good)	5-65	1:42
2nd	0:22	BS	Caples 14-yd pass f/Madsen (PAT good)	13-75	5:36
3rd	10:13	BS	Jeanty 4-yd run (PAT good)	9-75	4:47
4th	13:03	BS	Jeanty 4-yd run (PAT good)	13-90	6:27
4th	7:35	SDSU	Napier 30-yd pass f/O'Neil (PAT good)	16-75	5:28
4th	3:03	BS	Crowe 2-yd run (PAT good)	8-75	4:32
4th	0:30	SDSU	M. Shaw 30-yd pass f/O'Neil (PAT good)	7-54	2:21

INDIVIDUAL STATISTICS

>> SAN DIEGO STATE

Rushing	Att	Yds	TD	Long	Avg
Cooper	16	94	1	42	5.9
Davis	5	29	0	19	4.8
White	1	4	0	4	4.0
O'Neil	4	-21	0	4	-5.2
Totals	26	131	1	42	3.9
Passing	C-A-I	Yds	TD	Long	Sack
O'Neil	14-30-2	155	2	40	3
Totals	14-30-2	155	2	40	3
Receiving	No.	Yds	TD	Long	
Napier	8	79	1	40	
Poke	3	16	0	8	
Shaw	2	41	1	30	
Bennett	1	12	0	12	
Cooper	0	7	0	7	
Totals	14	155	2	46	

>> BOISE STATE

Rushing	Att	Yds	TD	Long	Avg
Jeanty	31	149	2	35	4.8
Madsen	4	25	0	14	6.2
Riley	4	16	0	11	4.0
Crowe	5	14	1	14	2.8
Bates	1	9	0	9	9.0
O'Neil	1	6	0	6	6.0
Totals	46	219	3	35	4.8
Passing	C-A-I	Yds	TD	Long	Sack
Madsen	24-32-0	307	4	22	1
Nelson	2-2-0	15	0	15	0
Totals	26-34-0	322	4	22	1
Receiving	No.	Yds	TD	Long	
Caples	6	90	3	19	
Camper	4	50	0	14	
Strachan	4	49	1	22	
Penry	3	28	0	11	
Jeanty	2	31	0	16	
Wagner	2	23	0	14	
Lauter	2	18	0	10	
Bolt	1	18	0	18	
Bates	1	11	0	11	
Crowe	1	4	0	4	
Totals	26	322	4	22	

2024 STATISTICS

Overall: 3-5

MW: 2-1

Home: 2-2

Road: 1-3

Neutral: 0-0

Team Statistics

	SDSU	OPP
Scoring	180	221
Points per game	22.5	27.6
Points Off Turnovers	44	29
First Downs	135	186
Rushing	48	79
Passing	73	84
Penalty	14	23
Rushing Yardage	986	1336
Yards gained rushing	1202	1561
Yards lost rushing	216	225
Rushing attempts	270	325
Average per rush	3.7	4.1
Average per game	123.3	167.0
TDs Rushing	9	13
Passing Yardage	1650	1838
Comp-Att-Int	143-241-6	164-263-6
Average per pass	6.8	7.0
Average per catch	11.5	11.2
Average per game	206.3	229.8
TDs Passing	10	15
Total offense	2636	3174
Total plays	511	588
Average per play	5.2	5.4
Average per game	329.5	396.8
Kick returns: #-Yards	15-277	14-225
Punt returns: #-Yards	14-84	12-56
Int returns: #-Yards	6-213	6-55
Kick return average	18.5	16.1
Punt return average	6.0	4.7
Int return average	35.5	9.2
Fumbles-Lost	3-1	9-4
Penalties-Yards	74-676	60-550
Average per game	84.5	68.8
Punts-Yards	42-1874	34-1371
Average per punt	44.6	40.3
Net punt average	40.3	37.3
Kickoffs-Yards	38-2256	43-2647
Average per kick	59.4	61.6
Net kick average	40.0	39.0
Time of possession / game	25:57	34:03
3rd-down conversion	36/115	54/120
3rd-down pct	31%	45%
4rd-down conversion	14/22	12/20
4rd-down pct	64%	60%
Sacks by-Yards	29-143	20-129
Misc Yards	0	0
Touchdowns scored	22	29
Field goals - attempts	9-12	6-11
On-Side kicks	0-1	0-0
Red-zone scores	(18-23) 78%	(25-26) 96%
Red-zone touchdowns	(11-23) 48%	(21-26) 81%
PAT-attempts	(19-20) 95%	(25-26) 96%
2-point conversion-attempts	(1-3) 33%	(2-3) 67%
Attendance	108742	122262
Games / Avg per game	4/27186	4/30566
Neutral site games	-	0/0

Score by Periods

Team	1st	2nd	3rd	4th	OT	TOT
San Diego St.	32	51	31	66	0	180
Opponents	62	44	45	70	0	221

2024 SAN DIEGO STATE STATISTICS

Rushing

Player	gp	att	gain	loss	net	avg	td	lg	avg/g
Marquez Cooper	8	185	894	52	842	4.6	9	47	105.3
Cam Davis	4	10	78	5	73	7.3	0	38	18.3
Jaylon Armstead	3	13	46	4	42	3.2	0	15	14.0
Javance Tupou'ata-Johnson	3	14	48	27	21	1.5	0	13	7.0
Lucky Sutton	2	4	18	0	18	4.5	0	9	9.0
Trey White	8	1	4	0	4	4.0	0	4	0.5
Danny O'Neil	7	37	109	109	0	0.0	0	28	0.0
Jordan Napier	8	1	0	5	-5	-5.0	0	0	-0.6
Ja'Shaun Poke	8	4	5	10	-5	-1.3	0	4	-0.6
Team	8	1	0	4	-4	-4.0	0	0	-0.5
Total	8	270	1202	216	986	3.7	9	47	123.3
Opponents	8	325	1561	225	1336	4.1	13	60	167.0

Passing

Player	gp	effic	comp-att-int	pct	yds	td	lg	avg/g
Danny O'Neil	7	126.8	123-204-4	60.3	1395	8	53	199.3
Javance Tupou'ata-Johnson	3	96.6	17-34-2	50.0	197	1	40	65.7
Tyler Pastula	8	184.0	1-1-0	100.0	10	0	10	1.3
DJ Herman	8	276.4	1-1-0	100.0	21	0	21	2.6
Jordan Napier	8	656.8	1-1-0	100.0	27	1	27	3.4
Total	8	125.6	143-241-6	59.3	1650	10	53	206.3
Opponents	8	135.3	164-263-6	62.4	1838	15	70	229.8

Receiving

Player	gp	no.	yds	avg	td	lg	avg/g
Ja'Shaun Poke	8	37	286	7.7	0	21	35.8
Jordan Napier	8	25	348	13.9	4	53	43.5
Louis Brown IV	7	23	379	16.5	2	44	54.1
Nate Bennett	8	14	250	17.9	1	48	31.3
Jude Wolfe	7	12	127	10.6	2	32	18.1
Marquez Cooper	8	11	71	6.5	0	21	8.9
Michael Harrison	8	11	85	7.7	0	18	10.6
Mekhi Shaw	8	6	74	12.3	1	30	9.3
Baylin Brooks	3	2	14	7.0	0	7	4.7
Jaylon Armstead	3	1	6	6.0	0	6	2.0
Owen Chambliss	6	1	10	10.0	0	10	1.7
Total	8	143	1650	11.5	10	53	206.3
Opponents	8	164	1838	11.2	15	70	229.8

Punt Returns

Player	no.	yds	avg	td	lg
Mekhi Shaw	9	54	6.0	0	15
Jordan Napier	3	27	9.0	0	16
Mikey Welsh	2	3	1.5	0	3
Total	14	84	6.0	0	16
Opponents	12	56	4.7	0	14

Interceptions

Player	no.	yds	avg	td	lg
Jelani Whitmore	1	-5	-5.0	0	0
JD Coffey III	1	45	45.0	1	45
Bryce Phillips	1	68	68.0	0	68
Eric Butler	1	43	43.0	1	43
Chris Johnson	1	42	42.0	0	42
Tano Letuli	1	20	20.0	0	20
Total	6	213	35.5	2	68
Opponents	6	55	9.2	1	35

Kick Returns

Player	no.	yds	avg	td	lg
Ja'Shaun Poke	10	194	19.4	0	44
Michael Harrison	1	14	14.0	0	14
DJ Herman	1	12	12.0	0	12
Chris Johnson	1	45	45.0	0	46
Trey White	1	0	0.0	0	0
Jordan Napier	1	12	12.0	0	12
Total	15	277	18.5	0	46
Opponents	14	225	16.1	0	26

Fumble Returns

Player	no.	yds	avg	td	lg
Tano Letuli	1	0	0.0	1	0
Jelani Whitmore	1	0	0.0	0	0
Brady Anderson	1	0	0.0	0	0
Krishna Clay	1	0	0.0	0	0
Total	4	0	0.0	1	0
Opponents	1	0	0.0	0	0

All Purpose

Player	g	rush	rcv	pr	kr	ir	total	avg/g
Marquez Cooper	8	842	71	0	0	0	913	114.1
Ja'Shaun Poke	8	-5	286	0	194	0	475	59.4
Jordan Napier	8	-5	348	27	12	0	382	47.8
Louis Brown IV	7	0	379	0	0	0	379	54.1
Nate Bennett	8	0	250	0	0	0	250	31.3
Mekhi Shaw	8	0	74	54	0	0	128	16.0
Jude Wolfe	7	0	127	0	0	0	127	18.1
Michael Harrison	8	0	85	0	14	0	99	12.4
Chris Johnson	8	0	0	0	45	42	87	10.9
Cam Davis	4	73	0	0	0	0	73	18.3
Bryce Phillips	8	0	0	0	0	68	68	8.5
Jaylon Armstead	3	42	6	0	0	0	48	16.0
JD Coffey III	8	0	0	0	0	45	45	5.6
Eric Butler	8	0	0	0	0	43	43	5.4
Javance Tupou'ata-Johnson	3	21	0	0	0	0	21	7.0
Tano Letuli	6	0	0	0	0	20	20	3.3
Lucky Sutton	2	18	0	0	0	0	18	9.0
Baylin Brooks	3	0	14	0	0	0	14	4.7
DJ Herman	8	0	0	0	12	0	12	1.5
Owen Chambliss	6	0	10	0	0	0	10	1.7
Trey White	8	4	0	0	0	0	4	0.5
Mikey Welsh	1	0	0	3	0	0	3	3.0
Jelani Whitmore	8	0	0	0	0	-5	-5	-0.6
Team	8	-4	0	0	0	0	-4	-0.5
Total	8	986	1650	84	277	213	3210	401.3
Opponents	8	1336	1838	56	225	55	3510	438.8

Scoring

Player	td	fg	PAT						pts
			kick	rush	rcv	pass	dxp	saf	
Marquez Cooper	9	-	-	-	-	-	-	-	54
Gabriel Plascencia	-	8-9	11-12	-	-	-	-	-	35
Jordan Napier	4	-	-	-	-	-	-	-	24
Jude Wolfe	2	-	-	-	-	-	-	-	12
Louis Brown IV	2	-	-	-	-	-	-	-	12
Nick Lopez	-	1-3	8-8	-	-	-	-	-	11
Nate Bennett	1	-	-	-	-	-	-	-	6
Mekhi Shaw	1	-	-	-	-	-	-	-	6
JD Coffey III	1	-	-	-	-	-	-	-	6
Eric Butler	1	-	-	-	-	-	-	-	6
Tano Letuli	1	-	-	-	-	-	-	-	6
Michael Harrison	-	-	-	1	-	-	-	-	2
Total	22	9-12	19-20	1	0	0	0	0	180
Opponents	29	6-11	25-26	0	2	2	0	0	221

Field Goals

Player	fg	pct.	01-19	20-29	30-39	40-49	50-59	lg	blk
Gabriel Plascencia	8-9	88.9	0-0	5-5	0-0	2-3	1-1	50	0
Nick Lopez	1-3	33.3	0-0	1-2	0-1	0-0	0-0	29	0
Opponents	6-11	54.5	0-0	1-1	2-4	3-3	0-3	48	0

FG Sequence

Team Name	San Diego St.	Opponents
Central Mich.	33,28	(25),(34),(46)
California	(29)	62,(48),37
Washington St.	(46),(28)	
Boise St.	(27)	
Tex. A&M-Commerce	(50),48	
Hawaii	(24),(43)	(30)
Wyoming	(22),(28)	50,(42)
Oregon St.		38,54

Total Offense

Player	g	plays	rush	pass	total	avg/g
Danny O'Neil	7	241	0	1395	1395	199.3
Marquez Cooper	8	185	842	0	842	105.3
Javance Tupou'ata-Johnson	3	48	21	197	218	72.7
Cam Davis	4	10	73	0	73	18.3
Jaylon Armstead	3	13	42	0	42	14.0
Jordan Napier	8	2	-5	27	22	2.8
DJ Herman	8	1	0	21	21	2.6
Lucky Sutton	2	4	18	0	18	9.0
Tyler Pastula	8	1	0	10	10	1.3
Trey White	8	1	4	0	4	0.5
Ja'Shaun Poke	8	4	-5	0	-5	-0.6
Team	8	0	-4	0	-4	-0.5
Total	8	511	986	1650	2636	329.5
Opponents	8	588	1336	1838	3174	396.8

Punting

Player	no.	yds	avg	lg	tb	fc	t20	50+	blk
Tyler Pastula	41	1870	45.6	79	6	12	13	11	0
Team	1	4	4.0	0	0	0	0	0	1
Total	42	1874	44.6	79	6	12	13	11	1
Opponents	34	1371	40.3	57	1	11	8	2	0

Kickoffs

Player	no.	yds	avg	tb	ob	retn	net	ydIn
Gabriel Plascencia	32	1917	59.9	14	2			
Nick Lopez	6	339	56.5	3	0			
Total	38	2256	59.4	17	2	13	40	25
Opponents	43	2647	61.6	26	2	14	39	26

2024 SAN DIEGO STATE STATISTICS

Team Defense

			Tackles				Sacks	Pass defense			Fumbles		blkd	
##	Player	gp	ua	a	tot	tfl/yds	no-yds	int-yds	brup	qbh	fr-yds	ff	kick	saf
21	Tano Letuli	6	26	18	44	2.5-8	1.5-7	1-20	.	2	1-0	.	.	.
1	Chris Johnson	8	31	9	40	.	.	1-42	4	1	.	3	.	.
11	JD Coffey III	8	21	18	39	.	.	1-45	1
47	Trey White	8	28	9	37	16.5-94	11.5-61	.	2	8	.	1	.	.
9	Dalesean Staley	7	24	10	34
6	Eric Butler	8	24	8	32	1-3	.	1-43	2
5	Owen Chambliss	6	16	15	31	.	.	.	1	2
44	Kyle Moretti	8	16	14	30	1-2	1-2
0	Bryce Phillips	8	20	7	27	4-11	.	1-68	1
40	Krishna Clay	8	16	10	26	4.5-12	1.5-6	.	.	3	1-0	.	.	.
7	William Nimmo Jr.	8	15	7	22
24	Josh Hunter	8	15	6	21	3-8	0.5-3	.	2	1
58	Cody Moon	8	8	11	19	1-3	.	.	.	2
17	Deshawn McCuin	7	13	4	17	2-11	1-9	.	5	1
99	Tupu Alualu	8	6	11	17	3-14	3-14	.	.	1
56	DJ Herman	8	10	7	17	1-1	.	.	1	2
30	Dominic Oliver	8	5	6	11	2.5-15	0.5-4	.	.	2
42	Brady Anderson	7	7	4	11	2-9	1-6	.	.	.	1-0	.	.	.
93	Brady Nassar	8	5	5	10	2
32	Marlem Louis	8	7	3	10	3.5-10	3.5-10
96	Ryan Henderson	8	6	3	9	2.5-18	2.5-18	.	.	3
97	Darrion Dalton	7	3	5	8	1.5-2
94	Teivis Tuioti	8	2	5	7	1-2	1-2
16	Jelani Whitmore	8	4	2	6	.	.	1--5	3	.	1-0	.	.	.
27	Jelani McLaughlin	8	2	1	3
10	Bennett Walker	3	1	2	3
31	Jared Badie	2	2	1	3
22	Max Garrison	8	2	1	3
12	Jatavious Magee	8	2	1	3
33	Ezekiel Larry	7	1	1	2
90	Sam Benjamin	8	2	.	2
50	Ryan Wintermeyer	8	1	1	2
45	Wyatt Draeger	2	1	1	2
92	Malik Gucake	7	.	2	2	0.5-1	0.5-1
29	Arnold Escano	8	1	.	1
70	Christian Jones	8	1	.	1
	Totals	8	344	208	552	53-224	29-143	6-213	22	30	4-0	4	0	0
	Opponents	8	310	186	496	60-235	20-129	6-55	26	31	1-0	1	1	0

2024 RED ZONE STATISTICS

San Diego St. Inside Opponent Red-Zone

Date	Opponent	Score	Times	Times	Total			Rush	Pass	FGs	Failed to score inside RZ					
			In RZ	Scored	Pts	TDs	TDs	TDs	TDs	Made	FGA	Down	Int	Fumb	Half	Game
08/31/2024	Tex. A&M-Commerce	W 45-14	3	2	14	2	1	1	0	1	0	0	0	0	0	0
09/07/2024	Oregon St.	L 0-21	1	0	0	0	0	0	0	0	0	0	0	1	0	0
09/14/2024	at California	L 10-31	1	1	3	0	0	0	1	1	0	0	0	0	0	0
09/28/2024	at Central Mich.	L 21-22	4	2	14	2	1	1	0	2	0	0	0	0	0	0
10/05/2024	Hawaii	W 27-24	5	5	27	3	2	1	2	2	0	0	0	0	0	0
10/12/2024	at Wyoming	W 27-24	3	3	13	1	1	0	2	2	0	0	0	0	0	0
10/26/2024	Washington St.	L 26-29	4	3	16	2	2	0	1	1	0	1	0	0	0	0
11/01/2024	at Boise St.	L 24-56	2	2	10	1	1	0	1	1	0	0	0	0	0	0
Totals 18 of 23 (78.3%)			23	18	97	11	8	3	7	10	0	1	1	0	0	0

Opponents Inside San Diego St. Red-Zone

Date	Opponent	Score	Times	Times	Total			Rush	Pass	FGs	Failed to score inside RZ					
			In RZ	Scored	Pts	TDs	TDs	TDs	TDs	Made	FGA	Down	Int	Fumb	Half	Game
08/31/2024	Tex. A&M-Commerce	W 45-14	2	2	14	2	1	1	0	0	0	0	0	0	0	0
09/07/2024	Oregon St.	L 0-21	2	2	14	2	2	0	0	0	0	0	0	0	0	0
09/14/2024	California	L 10-31	5	4	28	4	2	2	0	1	0	0	0	0	0	0
09/28/2024	Central Mich.	L 21-22	4	4	19	2	1	1	2	2	0	0	0	0	0	0
10/05/2024	Hawaii	W 27-24	2	2	10	1	0	1	1	1	0	0	0	0	0	0
10/12/2024	Wyoming	W 27-24	2	2	10	1	1	0	1	1	0	0	0	0	0	0
10/26/2024	Washington St.	L 26-29	2	2	15	2	2	0	0	0	0	0	0	0	0	0
11/01/2024	Boise St.	L 24-56	7	7	49	7	3	4	0	0	0	0	0	0	0	0
Totals 25 of 26 (96.2%)			26	25	159	21	12	9	4	5	0	0	0	0	0	0

GAME SUMMARIES

Game	Score	Score by Quarters					First Downs				Rushing			Passing			Total Off.		Return	Punting	Fumbles	Pen.	Third	Avg.	ToP
		1	2	3	4	OT	Tot	Ru	Pa	Pn	Att	Yds	TD	C-A-I	Yds	TD	Att	Yds	Yds	No-Avg.	No-Lost	No-Yds.	Downs	F. Pos.	
A&M-Commerce	14	0	6	8	0	-	17	7	3	7	34	63	1	18-25-1	117	1	59	180	93	6-42.2	3-2	15-124	4-12	SDSU28	31:28
at SDSU	45	3	0	21	21	-	23	12	8	3	40	254	2	22-33-0	214	2	73	468	94	3-36.7	0-0	16-149	6-15	TAMC29	28:32
Oregon State	21	7	0	0	14	-	23	14	8	1	51	237	2	17-27-0	183	1	78	420	21	5-34.2	0-0	6-65	9-19	OSU26	41:07
at SDSU	0	0	0	0	0	-	7	1	5	1	25	72	0	11-24-0	107	0	49	179	4	8-344	1-1	8-80	2-12	SDSU30	18:53
SDSU	10	3	0	0	7	-	21	11	8	2	42	275	2	21-29-1	198	2	71	473	10	3-44.3	0-0	12-113	7-15	CAL31	32:45
at California	31	7	0	14	10	-	16	7	7	2	35	110	0	14-30-2	166	1	65	276	9	6-45.7	0-0	15-120	5-16	SDSU31	27:15
SDSU	21	7	14	0	0	-	21	6	11	4	45	118	1	14-23-0	246	2	68	364	68	5-36.6	0-0	4-36	7-15	SDSU36	24:33
at Cent. Michigan	22	10	3	6	3	-	26	10	14	2	42	154	1	25-46-1	298	1	88	452	29	5-47.2	0-0	5-37	6-19	CMU22	35:27
Hawai'i	24	3	7	7	7	-	24	8	13	3	29	84	0	26-44-1	272	3	73	356	74	3-45.7	0-0	7-66	8-14	UH17	30:56
at SDSU	27	3	14	3	7	-	27	5	12	2	34	99	2	24-33-0	224	1	67	323	76	6-364	0-0	9-104	6-16	SDSU36	29:04
SDSU	27	10	7	0	10	-	16	6	9	1	35	102	1	16-27-1	254	1	62	356	156	7-47.1	0-0	9-67	3-13	SDSU33	29:17
at Wyoming	24	7	7	3	7	-	19	7	9	3	41	190	2	12-31-2	181	1	72	371	0	7-42.4	0-0	7-60	6-16	WY025	30:43
SDSU	26	6	6	7	7	-	21	5	15	1	30	130	2	28-41-1	284	1	71	414	61	4-35.2	0-0	8-78	5-14	SDSU30	29:33
vs. Washington St.	29	7	7	0	15	-	22	8	11	3	40	114	2	19-27-0	257	2	67	371	64	3-36.0	0-0	4-45	5-12	WSU30	26:14
SDSU	24	0	10	0	14	-	12	6	6	0	26	101	1	14-30-2	155	2	56	256	86	4-50.2	0-0	5-42	2-14	SDSU32	20:28
at Boise State	56	21	14	7	14	-	34	14	18	2	46	219	3	26-34-0	322	4	80	541	35	2-44.5	0-0	4-37	9-13	BSU24	39:32

2024 SAN DIEGO STATE GAME-BY-GAME STATISTICS

Date	Opponent	Rushing				Receiving				Passing				Kick Returns				Punt Returns				tot off
		no.	yds	td	lg	no.	yds	td	lg	cmp-att-int	yds	td	lg	no.	yds	td	lg	no.	yds	td	lg	
08/31/2024	Tex. A&M-Commerce	40	254	2	47	22	214	2	44	22-33-0	214	2	44	3	46	0	44	2	3	0	3	468
09/07/2024	Oregon St.	25	72	0	10	11	107	0	35	11-24-0	107	0	35	0	0	0	0	2	4	0	5	179
09/14/2024	at California	35	110	0	17	14	166	1	40	14-30-2	166	1	40	1	10	0	11	2	-1	0	6	276
09/28/2024	at Central Mich.	45	118	1	47	14	246	2	43	14-23-0	246	2	43	1	0	0	0	1	0	0	0	364
10/05/2024	Hawaii	34	99	2	31	24	224	1	48	24-33-0	224	1	48	2	47	0	35	3	34	0	15	323
10/12/2024	at Wyoming	35	102	1	26	16	254	1	53	16-27-1	254	1	53	2	41	0	25	3	30	0	16	356
10/26/2024	Washington St.	30	130	2	38	28	284	1	31	28-41-1	284	1	31	3	61	0	21	0	0	0	0	414
11/01/2024	at Boise St.	26	101	1	42	14	155	2	40	14-30-2	155	2	40	3	72	0	46	1	14	0	14	256
San Diego St.		270	986	9	47	143	1650	10	53	143-241-6	1650	10	53	15	277	0	46	14	84	0	16	2636
Opponents		325	1336	13	60	164	1838	15	70	164-263-6	1838	15	70	14	225	0	26	12	56	0	14	3174

San Diego St. Averages

Games	Avg/ rush	Avg/ catch	Pass effic	KR avg	PR avg	All purpose avg/game	Total offense avg/game
8	3.7	11.5	125.6	18.5	6.0	401.3	329.5

		Tackles				Sacks	Fumble	Pass Defense			blkd	PAT attempts			off			
Date	Opponent	ua	a	total	tfl-yds	no-yds	ff	fr-yds	int-yds	qbh	brup	kick	kick	rush	rcv	saf	t/o	pts
08/31/2024	Tex. A&M-Commerce	47	18	65	8.0-47	5-15	2	2-0	1-45	2	3	0	4-5	1	0	0	13	45
09/07/2024	Oregon St.	52	24	76	2.0-5	0-0	1	0-0	0-0	3	1	0	0-0	0	0	0	0	0
09/14/2024	at California	34	36	70	7.0-32	6-30	0	0-0	1-20	0	3	0	1-1	0	0	0	0	10
09/28/2024	at Central Mich.	47	34	81	8.0-31	3-13	1	1-0	1-68	9	6	0	3-3	0	0	0	7	21
10/05/2024	Hawaii	41	18	59	9.0-40	5-34	0	0-0	1-5	8	4	0	3-3	0	0	0	7	27
10/12/2024	at Wyoming	30	36	66	8.0-36	6-34	0	0-0	2-85	5	2	0	3-3	0	0	0	10	27
10/26/2024	Washington St.	38	30	68	7.0-23	3-16	0	1-0	0-0	1	3	0	2-2	0	0	0	7	26
11/01/2024	at Boise St.	55	12	67	4.0-10	1-1	0	0-0	0-0	2	0	0	3-3	0	0	0	0	24
San Diego St.		344	208	552	53.0-224	29-143	4	4-0	6-213	30	22	0	19-20	1	0	0	44	180
Opponents		310	186	496	60.0-235	20-129	1	1-0	6-55	31	26	1	25-26	0	2	0	29	221

Date	Opponent	Punting										Field Goals			Kickoffs			
		no.	yds	avg	long	blkd	tb	fc	50+	i20	md-att	long	blkd	no.	yds	avg	tb	ob
08/31/2024	Tex. A&M-Commerce	3	110	36.7	40	0	0	1	0	0	1-2	50	0	8	474	59.3	2	1
09/07/2024	Oregon St.	8	344	43.0	63	1	0	2	3	3	0-0	0	0	1	65	65.0	1	0
09/14/2024	at California	6	274	45.7	54	0	2	2	2	2	1-1	29	0	3	143	47.7	1	0
09/28/2024	at Central Mich.	5	236	47.2	52	0	2	0	1	2	0-2	0	0	4	240	60.0	2	0
10/05/2024	Hawaii	5	238	47.6	65	0	0	1	2	2	2-2	43	0	6	364	60.7	1	0
10/12/2024	at Wyoming	7	330	47.1	75	0	2	1	2	2	2-2	28	0	6	390	65.0	6	0
10/26/2024	Washington St.	4	141	35.3	40	0	0	2	0	0	2-2	46	0	5	273	54.6	0	1
11/01/2024	at Boise St.	4	201	50.3	79	0	0	3	1	2	1-1	27	0	5	307	61.4	4	0
San Diego St.		42	1874	44.6	79	1	6	12	11	13	9-12	50	0	38	2256	59.4	17	2
Opponents		34	1371	40.3	57	0	1	11	2	8	6-11	48	0	43	2647	61.6	26	2

2024 OPPONENT GAME-BY-GAME STATISTICS

Date	Opponent	Rushing				Receiving				Passing				Kick Returns				Punt Returns				tot	
		no.	yds	td	lg	no.	yds	td	lg	cmp-att-int	yds	td	lg	no.	yds	td	lg	no.	yds	td	lg	off	
08/31/2024	Tex. A&M-Commerce	34	63	1	9	18	117	1	29	18-25-1	117	1	29	5	79	0	20	1	14	0	14	180	
09/07/2024	Oregon St.	51	237	2	23	17	183	1	41	17-27-0	183	1	41	0	0	0	0	4	21	0	10	420	
09/14/2024	at California	42	275	2	60	21	198	2	21	21-29-1	198	2	21	1	4	0	4	1	6	0	6	473	
09/28/2024	at Central Mich.	42	154	1	19	25	298	1	60	25-46-1	298	1	60	1	22	0	22	2	7	0	4	452	
10/05/2024	Hawaii	29	84	0	14	26	272	3	23	26-44-1	272	3	23	4	63	0	22	1	11	0	11	356	
10/12/2024	at Wyoming	41	190	2	51	12	191	1	70	12-31-2	191	1	70	0	0	0	0	2	0	0	0	381	
10/26/2024	Washington St.	40	114	2	22	19	257	2	34	19-27-0	257	2	34	3	57	0	26	1	-3	0	0	371	
11/01/2024	at Boise St.	46	219	3	35	26	322	4	22	26-34-0	322	4	22	0	0	0	0	0	0	0	0	541	
Opponents		325	1336	13	60	164	1838	15	70	164-263-6	1838	15	70	14	225	0	26	12	56	0	14	3174	
San Diego St.		270	986	9	47	143	1650	10	53	143-241-6	1650	10	53	15	277	0	46	14	84	0	16	2636	

Opponents Averages

Games	Avg/ rush	Avg/ catch	Pass effic	KR avg	PR avg	All purpose avg/game	Total offense avg/game
8	4.1	11.2	135.3	16.1	4.7	438.8	396.8

Date	Opponent	Tackles			Sacks		Fumble		Pass Defense			blkd	PAT attempts			off		
		ua	a	total	tfl-yds	no-yds	ff	fr-yds	int-yds	qbh	brup	kick	kick	rush	rcv	saf	t/o	pts
08/31/2024	Tex. A&M-Commerce	43	36	79	7.0-30	2-17	0	0-0	0-0	5	2	0	0-1	0	1	0	0	14
09/07/2024	Oregon St.	29	12	41	4.0-10	1-5	1	1-0	0-0	3	5	1	3-3	0	0	0	7	21
09/14/2024	at California	29	34	63	6.0-30	3-21	0	0-0	2-0	4	4	0	4-4	0	0	0	0	31
09/28/2024	at Central Mich.	39	34	73	10.0-34	4-23	0	0-0	0-0	3	3	0	1-1	0	0	0	0	22
10/05/2024	Hawaii	47	20	67	10.0-39	2-14	0	0-0	0-0	4	0	0	3-3	0	0	0	0	24
10/12/2024	at Wyoming	43	20	63	10.0-36	1-6	0	0-0	1-0	4	5	0	3-3	0	0	0	0	24
10/26/2024	Washington St.	44	20	64	8.0-23	4-18	0	0-0	1-20	4	5	0	3-3	0	1	0	8	29
11/01/2024	at Boise St.	36	10	46	5.0-33	3-25	0	0-0	2-35	4	2	0	8-8	0	0	0	14	56
Opponents		310	186	496	60.0-235	20-129	1	1-0	6-55	31	26	1	25-26	0	2	0	29	221
San Diego St.		344	208	552	53.0-224	29-143	4	4-0	6-213	30	22	0	19-20	1	0	0	44	180

Date	Opponent	Punting										Field Goals			Kickoffs			
		no.	yds	avg	long	blkd	tb	fc	50+	i20	md-att	long	blkd	no.	yds	avg	tb	ob
08/31/2024	Tex. A&M-Commerce	6	253	42.2	46	0	0	3	0	1	0-0	0	0	3	177	59.0	0	0
09/07/2024	Oregon St.	5	171	34.2	45	0	0	1	0	3	0-2	0	0	4	260	65.0	4	0
09/14/2024	at California	3	133	44.3	47	0	0	1	0	0	1-3	48	0	6	397	66.2	5	0
09/28/2024	at Central Mich.	5	183	36.6	46	0	1	3	0	0	3-3	46	0	6	356	59.3	4	1
10/05/2024	Hawaii	3	137	45.7	56	0	0	0	1	0	1-1	30	0	5	289	57.8	2	1
10/12/2024	at Wyoming	7	297	42.4	57	0	0	1	1	3	1-2	42	0	5	321	64.2	3	0
10/26/2024	Washington St.	3	108	36.0	37	0	0	2	0	1	0-0	0	0	5	317	63.4	2	0
11/01/2024	at Boise St.	2	89	44.5	46	0	0	0	0	0	0-0	0	0	9	530	58.9	6	0
Opponents		34	1371	40.3	57	0	1	11	2	8	6-11	48	0	43	2647	61.6	26	2
San Diego St.		42	1874	44.6	79	1	6	12	11	13	9-12	50	0	38	2256	59.4	17	2

2024 GAME-BY-GAME COMPARISON

Opponent	Score	First Downs				Rushing Number-Yards	Passing		Total Offense Plays-Yards	Return Yards	Turn- Overs
		Total	Rush	Pass	Pen		Comp-Att.-Int	Yards			
Tex. A&M-Commerce	45-14	23 / 17	12 / 7	8 / 3	3 / 7	40-254 / 34-63	22-33-0 / 18-25-1	214 / 117	73-468 / 59-180	94 / 93	0 / 3
Oregon St.	0-21	7 / 23	1 / 14	5 / 8	1 / 1	25-72 / 51-237	11-24-0 / 17-27-0	107 / 183	49-179 / 78-420	4 / 21	1 / 0
California	10-31	16 / 21	7 / 11	7 / 8	2 / 2	35-110 / 42-275	14-30-2 / 21-29-1	166 / 198	65-276 / 71-473	29 / 10	2 / 1
Central Mich.	21-22	21 / 26	6 / 10	11 / 14	4 / 2	45-118 / 42-154	14-23-0 / 25-46-1	246 / 298	68-364 / 88-452	68 / 29	0 / 2
Hawaii	27-24	19 / 24	5 / 8	12 / 13	2 / 3	34-99 / 29-84	24-33-0 / 26-44-1	224 / 272	67-323 / 73-356	76 / 74	0 / 1
Wyoming	27-24	16 / 19	6 / 7	9 / 9	1 / 3	35-102 / 41-190	16-27-1 / 12-31-2	254 / 191	62-356 / 72-381	156 / 0	1 / 2
Washington St.	26-29	21 / 22	5 / 8	15 / 11	1 / 3	30-130 / 40-114	28-41-1 / 19-27-0	284 / 257	71-414 / 67-371	61 / 74	1 / 1
Boise St.	24-56	12 / 34	6 / 14	6 / 18	0 / 2	26-101 / 46-219	14-30-2 / 26-34-0	155 / 322	56-256 / 80-541	86 / 35	2 / 0
Totals	180-221	135 / 186	48 / 79	73 / 84	14 / 23	270-986 / 325-1336	143-241-6 / 164-263-6	1650 / 1838	511-2636 / 588-3174	574 / 336	7 / 10

Opponents	3rd Down Conversion	4th Down Conversion	Time of Possession	TOP Margin	Avg Yds/Rush	Avg Yds/Pass	Avg Yds/Play	Punting Number-Avg	Penalties Number-Yards	Sacks
Tex. A&M-Commerce	6-15 / 4-12	2-4 / 1-2	28:32 / 31:28	-02:56	6.4 / 1.9	6.5 / 4.7	6.4 / 3.1	3-36.7 / 6-42.2	16-149.0 / 15-124.0	5 / 2
Oregon St.	2-12 / 9-19	0-1 / 2-3	18:53 / 41:07	-22:14	2.9 / 4.6	4.5 / 6.8	3.7 / 5.4	8-43.0 / 5-34.2	8-80.0 / 6-65.0	0 / 1
California	5-16 / 7-15	2-4 / 0-3	27:15 / 32:45	-05:30	3.1 / 6.5	5.5 / 6.8	4.2 / 6.7	6-45.7 / 3-44.3	15-120.0 / 12-113.0	6 / 3
Central Mich.	7-15 / 6-19	0-1 / 4-4	24:33 / 35:27	-10:54	2.6 / 3.7	10.7 / 6.5	5.4 / 5.1	5-47.2 / 5-36.6	4-36.0 / 5-37.0	3 / 4
Hawaii	6-16 / 8-14	3-3 / 1-2	29:04 / 30:56	-01:52	2.9 / 2.9	6.8 / 6.2	4.8 / 4.9	5-47.6 / 3-45.7	9-104.0 / 7-66.0	5 / 2
Wyoming	3-13 / 6-16	0-1 / 1-1	29:17 / 30:43	-01:26	2.9 / 4.6	9.4 / 6.2	5.7 / 5.3	7-47.1 / 7-42.4	9-67.0 / 7-63.0	6 / 1
Washington St.	5-14 / 5-12	1-2 / 1-3	29:33 / 30:27	-00:54	4.3 / 2.9	6.9 / 9.5	5.8 / 5.5	4-35.3 / 3-36.0	8-78.0 / 4-45.0	3 / 4
Boise St.	2-14 / 9-13	6-6 / 2-2	20:28 / 39:32	-19:04	3.9 / 4.8	5.2 / 9.5	4.6 / 6.8	4-50.3 / 2-44.5	5-42.0 / 4-37.0	1 / 3
Totals	36-115 / 54-120	14-22 / 12-20	207:35 / 272:25	-64:50	3.7 / 4.1	6.8 / 7.0	5.2 / 5.4	42-44.6 / 34-40.3	74-676.0 / 60-550.0	29 / 20

Note: Game totals are displayed in the format TEAM/OPPONENT for each category

2024 GAME-BY-GAME PASSING STATISTICS

#9 - Kyle Crum - QB

Date	Opponent	Cmp.	Att.	Pct.	Int.	TD	Yds.	Rtg.
A.31	Texas A&M-Commerce	-	-	-	-	-	-	-
S.7	Oregon State	-	-	-	-	-	-	-
S.14	at California	-	-	-	-	-	-	-
S.28	at Central Michigan	-	-	-	-	-	-	-
O.5	Hawai'i*	-	-	-	-	-	-	-
O.12	at Wyoming*	-	-	-	-	-	-	-
O.26	Washington State	-	-	-	-	-	-	-
N.1	at Boise State*	-	-	-	-	-	-	-
N.8	New Mexico*	-	-	-	-	-	-	-
N.16	at UNLV*	-	-	-	-	-	-	-
N.23	at Utah State*	-	-	-	-	-	-	-
N.30	Air Force*	-	-	-	-	-	-	-
2024 Totals		-	-	-	-	-	-	-
2023		0	0	0.0	0	0	0	0.00
2022		5	17	29.4	1	1	53	63.25
CAREER (3-0 GP-GS)		5	17	29.4	1	1	53	63.25

*. Mountain West game.

Career Highs: Completions: 5 at Utah (9/17/22); Attempts: 16 at Utah (9/17/22); Passing Yards: 53 at Utah (9/17/22); Passing Touchdowns: 1 at Utah (9/17/22); Long Pass: 18 at Utah (9/17/22); Completion Pct. (min. 12 att.): 31.3 (5-for-16) at Utah (9/17/22); Efficiency Rating (min. 12 att.): 67.20 at Utah (9/17/22).

#5 - Danny O'Neil - QB

Date	Opponent	Cmp.	Att.	Pct.	Int.	TD	Yds.	Rtg.
A.31	Texas A&M-Commerce	22	33	66.7	0	2	214	141.14
S.7	Oregon State	11	24	45.8	0	0	107	83.28
S.14	at California	-	-	-	-	-	-	-
S.28	at Central Michigan	14	23	60.9	0	2	246	179.41
O.5	Hawai'i*	24	33	72.7	0	1	224	139.75
O.12	at Wyoming*	16	27	59.2	1	1	254	143.10
O.26	Washington State	22	34	64.7	1	0	195	116.71
N.1	at Boise State*	14	30	46.7	2	2	155	98.73
N.8	New Mexico*	-	-	-	-	-	-	-
N.16	at UNLV*	-	-	-	-	-	-	-
N.23	at Utah State*	-	-	-	-	-	-	-
N.30	Air Force*	-	-	-	-	-	-	-
2024 Totals		123	204	60.3	4	8	1,395	126.75
CAREER (7-7 GP-GS)		123	204	60.3	4	8	1,395	126.75

*. Mountain West game.

2024/Career Highs: Completions: 24 vs. Hawai'i (10/5/24); Attempts: 34 vs. Washington State (10/26/24); Passing Yards: 254 at Wyoming (10/12/24); Passing Touchdowns: 2 at Central Michigan (9/28/24), vs. Texas A&M-Commerce (8/31/24); Long Pass: 53 at Wyoming (10/12/24); Completion Pct. (min. 12 att.): 72.7 (24-for-33) vs. Hawai'i (10/5/24); Efficiency Rating (min. 12 att.): 179.41 at Central Michigan (9/28/24).

#10 - AJ Duffy - QB

Date	Opponent	Cmp.	Att.	Pct.	Int.	TD	Yds.	Rtg.
A.31	Texas A&M-Commerce	-	-	-	-	-	-	-
S.7	Oregon State	-	-	-	-	-	-	-
S.14	at California	-	-	-	-	-	-	-
S.28	at Central Michigan	-	-	-	-	-	-	-
O.5	Hawai'i*	-	-	-	-	-	-	-
O.12	at Wyoming*	-	-	-	-	-	-	-
O.26	Washington State	-	-	-	-	-	-	-
N.1	at Boise State*	-	-	-	-	-	-	-
N.8	New Mexico*	-	-	-	-	-	-	-
N.16	at UNLV*	-	-	-	-	-	-	-
N.23	at Utah State*	-	-	-	-	-	-	-
N.30	Air Force*	-	-	-	-	-	-	-
2024 Totals		-	-	-	-	-	-	-
2023		0	0	0.0	0	0	0	0.00
2022		2	7	28.6	0	1	26	106.91
CAREER (4-0 GP-GS)		2	7	28.6	0	1	26	106.91

*. Mountain West game.

Career Highs: Completions: 1 vs. Louisiana (11/19/22), vs. Duquesne (8/27/22); Attempts: 4 vs. Louisiana (11/19/22); Passing Yards: 16 vs. Louisiana (11/19/22); Passing Touchdowns: 1 vs. Louisiana (11/19/22); Long Pass: 16 vs. Louisiana (11/19/22).

#6 - Javane Tupou'ata-Johnson - QB

Date	Opponent	Cmp.	Att.	Pct.	Int.	TD	Yds.	Rtg.
A.31	Texas A&M-Commerce	0	0	0.0	0	0	0	0.0
S.7	Oregon State	-	-	-	-	-	-	-
S.14	at California	13	29	44.8	2	1	156	87.60
S.28	at Central Michigan	-	-	-	-	-	-	-
O.5	Hawai'i*	-	-	-	-	-	-	-
O.12	at Wyoming*	-	-	-	-	-	-	-
O.26	Washington State	4	5	80.0	0	0	41	148.88
N.1	at Boise State*	-	-	-	-	-	-	-
N.8	New Mexico*	-	-	-	-	-	-	-
N.16	at UNLV*	-	-	-	-	-	-	-
N.23	at Utah State*	-	-	-	-	-	-	-
N.30	Air Force*	-	-	-	-	-	-	-
2024 Totals		17	34	50.0	2	1	197	96.61
2023		0	0	0.0	0	0	0	0.00
CAREER (3-1 GP-GS)		17	34	50.0	2	1	197	96.61

*. Mountain West game.

2024/Career Highs: Completions: 13 at California (9/14/24); Attempts: 29 at California (9/14/24); Passing Yards: 156 at California (9/14/24); Passing Touchdowns: 1 at California (9/14/24); Long Pass: 40 at California (9/14/24); Completion Pct. (min. 12 att.): 44.8 (13-for-29) at California (9/14/24); Efficiency Rating (min. 12 att.): 87.60 at California (9/14/24).

2024 GAME-BY-GAME RECEIVING STATISTICS

#2 - Jaylon Armstead - RB

Date	Opponent	Rec.	Yds.	Avg.	TD	Lg.
A.31	Texas A&M-Commerce	0	0	0.0	0	0
S.7	Oregon State	0	0	0.0	0	0
S.14	at California	1	6	6.0	0	6
S.28	at Central Michigan	-did not play-				
O.5	Hawai'i*	-did not play-				
O.12	at Wyoming*	-did not play-				
O.26	Washington State	-did not play-				
N.1	at Boise State*	-did not play-				
N.8	New Mexico*					
N.16	at UNLV*					
N.23	at Utah State*					
N.30	Air Force*					
2024 Totals		1	6	6.0	0	6
2023		3	16	5.3	0	7
2022		0	0	0	0	0
2021		0	0	0	0	0
2020		0	0	0	0	0
CAREER (34-4 GP-GS)		4	22	5.5	0	7

*- Mountain West game.

Career Highs: Receptions: 1, four times; Receiving Yards: 7 at Oregon State (9/16/23); Long Reception: 7 at Oregon State (9/16/23); All-Purpose Yards: 134 at San Jose State (11/18/23); Total Touchdowns: 2 vs. Boise State (9/22/23).

#4 - Louis Brown IV - WR

Date	Opponent	Rec.	Yds.	Avg.	TD	Lg.
A.31	Texas A&M-Commerce	3	91	30.3	1	44
S.7	Oregon State	2	45	22.5	0	35
S.14	at California	3	24	8.0	0	10
S.28	at Central Michigan	8	149	18.6	0	43
O.5	Hawai'i*	5	40	8.0	1	16
O.12	at Wyoming*	2	30	15.0	0	19
O.26	Washington State	-did not play-				
N.1	at Boise State*	0	0	0.0	0	0
N.8	New Mexico*					
N.16	at UNLV*					
N.23	at Utah State*					
N.30	Air Force*					
2024 Totals		23	379	16.5	2	44
2023^		47	481	10.2	5	46
2022^		12	98	8.2	0	24
CAREER (29-15 GP-GS)		82	958	11.7	7	46

*- Mountain West game. ^ - at Colorado State.

Career Highs: Receptions: 10 at Colorado (9/16/23); Receiving Yards: 149 at Central Michigan (9/28/24); Receiving Touchdowns: 1, seven times; Long Reception: 46 at Colorado (9/16/23); All-Purpose Yards: 149 at Central Michigan (9/28/24); Total Touchdowns: 1, seven times.

#15 - Marquez Cooper - RB

Date	Opponent	No.	Yds.	Avg.	TD	Lg.
A.31	Texas A&M-Commerce	3	10	3.3	0	9
S.7	Oregon State	2	19	9.5	0	21
S.14	at California	1	1	1.0	0	1
S.28	at Central Michigan	0	0	0.0	0	0
O.5	Hawai'i*	4	28	7.0	0	12
O.12	at Wyoming*	0	0	0.0	0	0
O.26	Washington State	1	6	6.0	0	6
N.1	at Boise State*	0	7	0.0	0	7
N.8	New Mexico*					
N.16	at UNLV*					
N.23	at Utah State*					
N.30	Air Force*					
2024 Totals		11	71	6.5	0	21
2023%		18	163	8.6	0	26
2022^		8	94	11.8	0	27
2021^		10	95	9.5	0	20
2020^		1	14	14.0	0	14
CAREER (50-49 GP-GS)		48	437	9.1	0	27

*- Mountain West game. % - at Ball State. ^ - at Kent State

Career Highs: Receptions: 6 at Eastern Michigan (10/7/23); Receiving Yards: 61 at Eastern Michigan (10/7/23); Long Reception: 26 at Eastern Michigan (10/7/23); All-Purpose Yards: 259 vs. Ohio (10/1/22); Overall Touchdowns: 3 vs. Akron (11/17/20).

#11 - Nate Bennett - WR

Date	Opponent	Rec.	Yds.	Avg.	TD	Lg.
A.31	Texas A&M-Commerce	0	0	0.0	0	0
S.7	Oregon State	1	5	5.0	0	5
S.14	at California	1	11	11.0	0	11
S.28	at Central Michigan	1	34	34.0	0	34
O.5	Hawai'i*	4	74	18.5	0	48
O.12	at Wyoming*	1	41	41.0	0	41
O.26	Washington State	5	73	14.6	1	27
N.1	at Boise State*	1	12	12.0	0	12
N.8	New Mexico*					
N.16	at UNLV*					
N.23	at Utah State*					
N.30	Air Force*					
2024 Totals		14	250	17.9	1	48
2023^		14	169	12.1	0	31
2022^		47	517	11.0	0	48
2021^		49	605	12.3	4	44
CAREER (41-39 GP-GS)		125	1,552	12.4	5	48

*- Mountain West game. ^ - at Portland State.

Career Highs: Receptions: 9 vs. Weber State (10/15/22), at Weber State (11/6/21); Receiving Yards: 106 vs. Western Oregon (9/18/21); Receiving Touchdowns: 1, five times; Long Reception: 48 vs. Hawai'i (10/5/24), at San Jose State (9/1/22); All-Purpose Yards: 109 vs. Sacramento State (11/11/22); Total Touchdowns: 1, five times.

#23 - Kenan Christon - RB

Date	Opponent	No.	Yds.	Avg.	TD	Lg.
A.31	Texas A&M-Commerce	-out; injured-				
S.7	Oregon State	-out; injured-				
S.14	at California	-out; injured-				
S.28	at Central Michigan	-out; injured-				
O.5	Hawai'i*	-out; injured-				
O.12	at Wyoming*	-out; injured-				
O.26	Washington State	-out; injured-				
N.1	at Boise State*	-out; injury-				
N.8	New Mexico*					
N.16	at UNLV*					
N.23	at Utah State*					
N.30	Air Force*					
2024 Totals		-	-	-	-	-
2023		29	201	6.9	1	16
2022		9	207	23.0	2	73
2021^		0	0	0.0	0	0
2020^		2	0	0.0	0	0
2019^		11	126	11.5	3	58
CAREER (38-13 GP-GS)		51	534	10.4	6	73

*- Mountain West game. ^ - at USC.

Career Highs: Receptions: 8 vs. Utah State (11/4/23); Receiving Yards: 111 vs. Middle Tennessee (12/24/22); Receiving Touchdowns: 2 at Arizona State (11/9/19); Long Reception: 73 vs. Middle Tennessee (12/24/22); All-Purpose Yards: 152 vs. Boise State (9/22/23); Total Touchdowns: 2 at Arizona State (11/9/19), vs. Arizona (10/19/19).

#29 - Cam Davis - RB

Date	Opponent	No.	Yds.	Avg.	TD	Lg.
A.31	Texas A&M-Commerce	-did not play-				
S.7	Oregon State	-did not play-				
S.14	at California	-did not play-				
S.28	at Central Michigan	0	0	0.0	0	0
O.5	Hawai'i*	-did not play-				
O.12	at Wyoming*	0	0	0.0	0	0
O.26	Washington State	0	0	0.0	0	0
N.1	at Boise State*	0	0	0.0	0	0
N.8	New Mexico*					
N.16	at UNLV*					
N.23	at Utah State*					
N.30	Air Force*					
2024 Totals		0	0	0	0	0
2023		16	53	3.3	0	16
2022		4	10	2.5	0	6
2021		0	0	0.0	0	0
CAREER (31-1 GP-GS)		20	63	3.2	0	16

*- Mountain West game.

Career Highs: Receptions: 3 at Colorado State (11/11/23); Receiving Yards: 18 at Colorado State (11/11/23); Long Reception: 16 at Hawai'i (10/14/23); All-Purpose Yards: 85 at Colorado State (11/11/23); Overall Touchdowns: 1 vs. Idaho State (9/10/22).

2024 GAME-BY-GAME RECEIVING STATISTICS

#87 - Michael Harrison - TE

Date	Opponent	Rec.	Yds.	Avg.	TD	Lng.
A.31	Texas A&M-Commerce	3	22	7.3	0	9
S.7	Oregon State	1	2	2.0	0	2
S.14	at California	1	15	15.0	0	15
S.28	at Central Michigan	0	0	0.0	0	0
O.5	Hawai'i*	0	0	0.0	0	0
O.12	at Wyoming*	0	0	0.0	0	0
O.26	Washington State	6	46	8.0	0	18
N.1	at Boise State*	0	0	0.0	0	0
N.8	New Mexico*					
N.16	at UNLV*					
N.23	at Utah State*					
N.30	Air Force*					
2024 Totals		11	85	7.7	0	18
2023^		31	284	9.2	5	25
2022^		2	12	6.0	0	9
2021^		0	0	0.0	0	0
2020^		0	0	0.0	0	0
CAREER (42-6 GP-GS)		44	381	8.7	5	25

*. Mountain West game. ^ - at Colorado.

Career Highs: Receptions: 7 vs. Colorado State (9/16/23); Receiving Yards: 76 vs. Colorado State (9/16/23); Receiving Touchdowns: 2 vs. Colorado State (9/16/23); Long Reception: 25 at Utah (11/25/23); All-Purpose Yards: 76 vs. Colorado State (9/16/23); Total Touchdowns: 2 vs. Colorado State (9/16/23).

#19 - Jordan Napier - WR

Date	Opponent	Rec.	Yds.	Avg.	TD	Lng.
A.31	Texas A&M-Commerce	3	40	13.3	1	29
S.7	Oregon State	0	0	0.0	0	0
S.14	at California	2	53	26.5	1	40
S.28	at Central Michigan	0	0	0.0	0	0
O.5	Hawai'i*	5	41	8.2	0	19
O.12	at Wyoming*	4	91	22.8	1	53
O.26	Washington State	3	44	14.7	0	31
N.1	at Boise State*	8	79	9.9	1	40
N.8	New Mexico*					
N.16	at UNLV*					
N.23	at Utah State*					
N.30	Air Force*					
2024 Totals		25	348	13.9	4	53
2023		1	-2	-2.0	0	-2
CAREER (12-0 GP-GS)		26	346	13.3	4	53

*. Mountain West game.

2024/Career Highs: Receptions: 8 at Boise State (11/1/24); Receiving Yards: 91 at Wyoming (10/12/24); Receiving Touchdowns: 1, four times; Long Reception: 53 at Wyoming (10/12/24); All-Purpose Yards: 107 at Wyoming (10/12/24); Passing Touchdowns: 1 vs. Washington State (10/26/24); Total Touchdowns: 1, five times.

#3 - Ja'Shaun Poke - WR

Date	Opponent	Rec.	Yds.	Avg.	TD	Lng.
A.31	Texas A&M-Commerce	6	30	5.0	0	9
S.7	Oregon State	3	25	8.3	0	9
S.14	at California	1	14	14.0	0	14
S.28	at Central Michigan	2	23	11.5	0	13
O.5	Hawai'i*	4	38	9.5	0	15
O.12	at Wyoming*	8	60	7.5	0	19
O.26	Washington State	10	80	8.0	0	21
N.1	at Boise State*	3	16	5.3	0	8
N.8	New Mexico*					
N.16	at UNLV*					
N.23	at Utah State*					
N.30	Air Force*					
2024 Totals		37	286	7.7	0	21
2023%		2	11	5.5	0	11
2022^		31	362	11.7	1	46
2021^		26	315	12.1	1	42
2020^		21	326	15.5	3	55
2019^		3	30	10.0	0	12
CAREER (45-25 GP-GS)		120	1,330	11.1	5	55

*. Mountain West game. % - at West Virginia. ^ - at Kent State.

Career Highs: Receptions: 13 vs. Ball State (11/1/22); Receiving Yards: 124 at Buffalo (11/28/20); Receiving Touchdowns: 2 at Bowling Green (11/10/20); Long Reception: 55 at Bowling Green (11/10/20); All-Purpose Yards: 199 at Central Michigan (11/10/21); Total Touchdowns: 2 at Bowling Green (11/10/20).

#83 - Mekhi Shaw - WR

Date	Opponent	Rec.	Yds.	Avg.	TD	Lng.
A.31	Texas A&M-Commerce	0	0	0.0	0	0
S.7	Oregon State	0	0	0.0	0	0
S.14	at California	0	0	0.0	0	0
S.28	at Central Michigan	0	0	0.0	0	0
O.5	Hawai'i*	1	-2	-2.0	0	0
O.12	at Wyoming*	0	0	0.0	0	0
O.26	Washington State	3	35	11.7	0	13
N.1	at Boise State*	2	41	20.5	1	30
N.8	New Mexico*					
N.16	at UNLV*					
N.23	at Utah State*					
N.30	Air Force*					
2024 Totals		6	74	12.3	1	30
2023		28	375	13.4	2	69
2022		29	349	12.0	3	51
2021		4	42	10.5	0	15
CAREER (42-15 GP-GS)		67	840	12.5	6	69

*. Mountain West game.

Career Highs: Receptions: 6 at Hawai'i (10/14/23), at New Mexico (11/18/22); Receiving Yards: 126 at Hawai'i (10/14/23); Receiving Touchdowns: 2 at New Mexico (11/18/22); Long Reception: 69 at Hawai'i (10/14/23); All-Purpose Yards: 140 at Hawai'i (10/14/23); Total Touchdowns: 2 at New Mexico (11/18/22).

#14 - Phillippe Wesley - WR

Date	Opponent	Rec.	Yds.	Avg.	TD	Lng.
A.31	Texas A&M-Commerce	-	-	-	-	-
S.7	Oregon State	-	-	-	-	-
S.14	at California	-	-	-	-	-
S.28	at Central Michigan	-	-	-	-	-
O.5	Hawai'i*	-	-	-	-	-
O.12	at Wyoming*	-	-	-	-	-
O.26	Washington State	-	-	-	-	-
N.1	at Boise State*	-	-	-	-	-
N.8	New Mexico*					
N.16	at UNLV*					
N.23	at Utah State*					
N.30	Air Force*					
2024 Totals		-	-	-	-	-
2023		11	124	11.3	0	17
2022		1	9	9.0	0	9
CAREER (12-3 GP-GS)		4	133	11.1	0	17

*. Mountain West game.

Career Highs: Receptions: 4 at San Jose State (11/18/23); Receiving Yards: 48 at San Jose State (11/18/23); Long Reception: 17 at Oregon State (9/16/23); All-Purpose Yards: 48 at San Jose State (11/18/23).

#18 - Jude Wolfe - TE

Date	Opponent	Rec.	Yds.	Avg.	TD	Lng.
A.31	Texas A&M-Commerce	3	14	4.7	0	6
S.7	Oregon State	1	4	4.0	0	4
S.14	at California	3	32	10.7	0	18
S.28	at Central Michigan	3	40	13.3	2	26
O.5	Hawai'i*	1	5	5.0	0	5
O.12	at Wyoming*	1	32	32.0	0	32
O.26	Washington State	-	-	-	-	-
N.1	at Boise State*	0	0	0.0	0	0
N.8	New Mexico*					
N.16	at UNLV*					
N.23	at Utah State*					
N.30	Air Force*					
2024 Totals		12	127	10.6	2	32
2023^		2	5	2.5	1	3
2022^		0	0	0.0	0	0
2021^		8	56	7.0	0	18
2020^		2	5	2.5	0	4
2019^		0	0	0.0	0	0
CAREER (41-7)		24	193	8.0	3	32

*. Mountain West game. ^ - at USC.

2024/Career Highs: Receptions: 3 at Central Michigan (9/28/24), at California (9/14/24), vs. Texas A&M-Commerce (8/31/24); Receiving Yards: 40 at Central Michigan (9/28/24); Receiving Touchdowns: 2 at Central Michigan (9/28/24); Long Reception: 32 at Wyoming (10/12/24); All-Purpose Yards: 40 at Central Michigan (9/28/24); Total Touchdowns: 2 at Central Michigan (9/28/24).

2024 GAME-BY-GAME RUSHING STATISTICS

#2 - Jaylon Armstead - RB

Date	Opponent	No.	Yds.	Avg.	TD	Lg.
A.31	Texas A&M-Commerce	5	9	1.8	0	7
S.7	Oregon State	7	18	2.6	0	7
S.14	at California	1	15	15.0	0	15
S.28	at Central Michigan	-	-	-	-	-
O.5	Hawai'i*	-	-	-	-	-
O.12	at Wyoming*	-	-	-	-	-
O.26	Washington State	-	-	-	-	-
N.1	at Boise State*	-	-	-	-	-
N.8	New Mexico*	-	-	-	-	-
N.16	at UNLV*	-	-	-	-	-
N.23	at Utah State*	-	-	-	-	-
N.30	Air Force*	-	-	-	-	-
2024 Totals		13	42	3.2	0	15
2023		103	448	4.4	8	48
2022		52	313	6.0	2	61
2021		24	75	3.1	0	8
2020		1	5	5.0	0	5
CAREER (34-4 GP-GS)		193	883	4.6	10	61

*- Mountain West game.

Career Highs: Carries: 21 at San Jose State (11/18/23); Rushing Yards: 134 at San Jose State (11/18/23); Rushing Touchdowns: 2 vs. Boise State (9/22/23); Long Rush: 61 vs. Idaho State (9/10/22); Rushing Average (min. 5 att.): 9.2 vs. Idaho State (9/10/22); All-Purpose Yards: 134 at San Jose State (11/18/23); Total Touchdowns: 2 vs. Boise State (9/22/23).

#23 - Kenan Christon - RB

Date	Opponent	No.	Yds.	Avg.	TD	Lg.
A.31	Texas A&M-Commerce	-	-	-	-	-
S.7	Oregon State	-	-	-	-	-
S.14	at California	-	-	-	-	-
S.28	at Central Michigan	-	-	-	-	-
O.5	Hawai'i*	-	-	-	-	-
O.12	at Wyoming*	-	-	-	-	-
O.26	Washington State	-	-	-	-	-
N.1	at Boise State*	-	-	-	-	-
N.8	New Mexico*	-	-	-	-	-
N.16	at UNLV*	-	-	-	-	-
N.23	at Utah State*	-	-	-	-	-
N.30	Air Force*	-	-	-	-	-
2024 Totals		-	-	-	-	-
2023		96	378	3.9	0	39
2022		71	261	3.7	1	49
2021^		0	0	0.0	0	0
2020^		10	70	7.0	0	47
2019^		68	373	5.5	2	55
CAREER (38-13 GP-GS)		245	1,110	4.5	3	55

*- Mountain West game. ^ - at USC.

Career Highs: Carries: 20 at Arizona State (11/9/19); Rushing Yards: 103 vs. Arizona (10/19/19); Rushing Touchdowns: 2 vs. Arizona (10/19/19); Long Rush: 55 vs. Arizona (10/19/19); All-Purpose Yards: 152 vs. Boise State (9/22/23); Total Touchdowns: 2 at Arizona State (11/9/19), vs. Arizona (10/19/19).

#15 - Marquez Cooper - RB

Date	Opponent	No.	Yds.	Avg.	TD	Lg.
A.31	Texas A&M-Commerce	27	223	8.3	2	47
S.7	Oregon State	13	53	4.1	0	10
S.14	at California	22	87	4.0	0	17
S.28	at Central Michigan	34	111	3.3	1	47
O.5	Hawai'i*	30	109	3.6	2	31
O.12	at Wyoming*	25	87	3.5	1	26
O.26	Washington State	18	78	4.3	2	20
N.1	at Boise State*	16	94	5.9	1	42
N.8	New Mexico*	-	-	-	-	-
N.16	at UNLV*	-	-	-	-	-
N.23	at Utah State*	-	-	-	-	-
N.30	Air Force*	-	-	-	-	-
2024 Totals		185	842	4.5	9	47
2023%		227	1,043	4.6	4	39
2022^		285	1,326	4.7	13	46
2021^		241	1,205	5.0	11	66
2020^		56	282	5.0	5	19
CAREER (50-49 GP-GS)		994	4,698	4.7	42	66

*- Mountain West game. % - at Ball State. ^ - at Kent State

Career Highs: Carries: 40 vs. Ohio (10/1/22); Rushing Yards: 240 vs. Ohio (10/1/22); Rushing Touchdowns: 3 vs. Akron (11/17/20); Long Rush: 66 vs. VMI (9/11/21); Rushing Average (min. 5 att.): 9.9 vs. VMI (9/11/21); All-Purpose Yards: 259 vs. Ohio (10/1/22); Overall Touchdowns: 3 vs. Akron (11/17/20).

#29 - Cam Davis - RB

Date	Opponent	No.	Yds.	Avg.	TD	Lg.
A.31	Texas A&M-Commerce	-	-	-	-	-
S.7	Oregon State	-	-	-	-	-
S.14	at California	-	-	-	-	-
S.28	at Central Michigan	1	4	4.0	0	4
O.5	Hawai'i*	-	-	-	-	-
O.12	at Wyoming*	3	7	2.3	0	4
O.26	Washington State	1	38	38.0	0	38
N.1	at Boise State*	5	29	4.8	0	19
N.8	New Mexico*	-	-	-	-	-
N.16	at UNLV*	-	-	-	-	-
N.23	at Utah State*	-	-	-	-	-
N.30	Air Force*	-	-	-	-	-
2024 Totals		10	78	7.8	0	38
2023		52	225	4.3	0	25
2022		46	151	3.3	1	17
2021		0	0	0.0	0	0
CAREER (31-1 GP-GS)		108	454	4.2	1	38

*- Mountain West game.

Career Highs: Carries: 10 at Hawai'i (10/14/23); Rushing Yards: 67 at Colorado State (11/11/23); Rushing Touchdowns: 1 vs. Idaho State (9/10/22); Long Rush: 38 vs. Washington State (10/26/24); Rushing Average (min. 5 att.): 7.4 at Colorado State (11/11/23); All-Purpose Yards: 85 at Colorado State (11/11/23); Overall Touchdowns: 1 vs. Idaho State (9/10/22).

#5 - Danny O'Neil - QB

Date	Opponent	No.	Yds.	Avg.	TD	Lg.
A.31	Texas A&M-Commerce	5	18	3.6	0	28
S.7	Oregon State	5	1	0.2	0	4
S.14	at California	-	-	-	-	-
S.28	at Central Michigan	9	7	0.8	0	9
O.5	Hawai'i*	4	-10	-2.5	0	3
O.12	at Wyoming*	5	8	1.6	0	9
O.26	Washington State	5	-3	-0.6	0	7
N.1	at Boise State*	4	-21	-5.2	0	4
N.8	New Mexico*	-	-	-	-	-
N.16	at UNLV*	-	-	-	-	-
N.23	at Utah State*	-	-	-	-	-
N.30	Air Force*	-	-	-	-	-
2024 Totals		37	0	0.0	0	28
CAREER (7-7 GP-GS)		37	0	0.0	0	28

*- Mountain West game.

2024/Career Highs: Carries: 9 at Central Michigan (9/28/24); Rushing Yards: 18 vs. Texas A&M-Commerce (8/31/24); Long Rush: 28 vs. Texas A&M-Commerce (8/31/24); Rushing Average (min. 5 att.): 3.6 vs. Texas A&M-Commerce (8/31/24).

#3 - Ja'Shaun Poke - WR

Date	Opponent	No.	Yds.	Avg.	TD	Lg.
A.31	Texas A&M-Commerce	1	-6	-6.0	0	0
S.7	Oregon State	0	0	0.0	0	0
S.14	at California	0	0	0.0	0	0
S.28	at Central Michigan	1	-4	-4.0	0	0
O.5	Hawai'i*	0	0	0.0	0	0
O.12	at Wyoming*	1	4	4.0	0	4
O.26	Washington State	1	1	1.0	0	0
N.1	at Boise State*	0	0	0.0	0	0
N.8	New Mexico*	-	-	-	-	-
N.16	at UNLV*	-	-	-	-	-
N.23	at Utah State*	-	-	-	-	-
N.30	Air Force*	-	-	-	-	-
2024 Totals		4	-5	-1.3	0	4
2023%		0	0	0.0	0	0
2022^		2	7	3.5	1	10
2021^		7	40	5.7	0	25
2020^		3	1	0.3	0	7
2019^		1	18	18.0	0	18
CAREER (45-25 GP-GS)		17	61	3.6	1	25

*- Mountain West game. % - at West Virginia. ^ - at Kent State.

Career Highs: Carries: 3 at Central Michigan (11/10/21); Rushing Yards: 33 at Central Michigan (11/10/21); Rushing Touchdowns: 1 at Buffalo (11/26/22); Long Rush: 25 at Central Michigan (11/10/21); All-Purpose Yards: 199 at Central Michigan (11/10/21); Overall Touchdowns: 2 at Bowling Green (11/10/20).

2024 Highs: Carries: 1 vs. Texas A&M-Commerce (8/31/24), at Central Michigan (9/28/24), at Wyoming (10/12/24); Rushing Yards: 4 at Wyoming (10/12/24); Long Rush: 4 at Wyoming (10/12/24); All-Purpose Yards: 199 at Central Michigan (11/10/21); Overall Touchdowns: 2 at Bowling Green (11/10/20).

2024 GAME-BY-GAME RUSHING/RETURNING STATISTICS

#7 - Lucky Sutton - RB

Date	Opponent	No.	Yds.	Avg.	TD	Lg.
A.31	Texas A&M-Commerce	1	3	3.0	0	3
S.7	Oregon State	-did not play-				
S.14	at California	3	15	5.0	0	9
S.28	at Central Michigan	-did not play-				
O.5	Hawai'i*	-did not play-				
O.12	at Wyoming*	-did not play-				
O.26	Washington State	-did not play-				
N.1	at Boise State*	-did not play-				
N.8	New Mexico*					
N.16	at UNLV*					
N.23	at Utah State*					
N.30	Air Force*					
2024 Totals		4	18	4.5	0	9
2023		30	157	5.2	2	62
2022		2	8	4.0	0	4
CAREER (8-0 GP-GS)		36	183	5.1	2	62

*- Mountain West game.

Career Highs: Carries: 12 vs. Nevada (10/21/23); Rushing Yards: 86 vs. Utah State (11/4/23); Rushing Touchdowns: 2 at Hawai'i (10/14/23); Long Rush: 62 vs. Utah State (11/4/23); Rushing Average (min. 5 att.): 7.8 vs. Utah State (11/4/23); All-Purpose Yards: 86 vs. Utah State (11/4/23); Overall Touchdowns: 2 at Hawai'i (10/14/23).

#6 - Javance Tupou'ata-Johnson - QB

Date	Opponent	No.	Yds.	Avg.	TD	Lg.
A.31	Texas A&M-Commerce	1	7	7.0	0	7
S.7	Oregon State	-did not play-				
S.14	at California	8	-2	-0.2	0	13
S.28	at Central Michigan	-did not play-				
O.5	Hawai'i*	-did not play-				
O.12	at Wyoming*	-did not play-				
O.26	Washington State	5	16	3.2	0	9
N.1	at Boise State*	-did not play-				
N.8	New Mexico*					
N.16	at UNLV*					
N.23	at Utah State*					
N.30	Air Force*					
2024 Totals		14	21	1.5	0	13
CAREER (3-1 GP-GS)		14	21	1.5	0	13

*- Mountain West game.

2024/Career Highs: Carries: 8 at California (9/14/24); Rushing Yards: 16 vs. Washington State (10/16/24); Long Rush: 13 at California (9/14/24).

#23 - Kenan Christon - RB/KR

Date	Opponent	No.	Yds.	Avg.	TD	Lg.
A.31	Texas A&M-Commerce	-out; injury-				
S.7	Oregon State	-out; injury-				
S.14	at California	-out; injury-				
S.28	at Central Michigan	-out; injury-				
O.5	Hawai'i*	-out; injury-				
O.12	at Wyoming*	-out; injury-				
O.26	Washington State	-out; injury-				
N.1	at Boise State*	-out; injury-				
N.8	New Mexico*					
N.16	at UNLV*					
N.23	at Utah State*					
N.30	Air Force*					
2024 Totals		-	-	-	-	-
2023		15	331	22.1	0	71
2022		3	36	12.0	0	21
2021^		1	17	17.0	0	17
2020^		0	0	0.0	0	0
2019^		1	20	20.0	0	20
CAREER		20	404	20.2	0	71

*- Mountain West game. ^ - at USC.

Career Highs: Kick Returns: 3 vs. Boise State (9/22/23), at No. 16/17 Oregon State (9/16/23); Kick Return Yards: 104 vs. Boise State (9/22/23); Long Kick Return: 71 vs. Boise State (9/22/23); Punt Returns: 2 vs. UCLA (9/9/23); Punt Return Yards: 41 vs. UCLA (9/9/23); Long Punt Return: 22 vs. UCLA (9/9/23); All-Purpose Yards: 152 vs. Boise State (9/22/23); Total Touchdowns: 2 at Arizona State (11/9/19), vs. Arizona (10/19/19).

#3 - Ja'Shaun Poke - WR/KR

Date	Opponent	No.	Yds.	Avg.	TD	Lg.
A.31	Texas A&M-Commerce	3	46	15.3	0	44
S.7	Oregon State	0	0	0.0	0	0
S.14	at California	1	11	11.0	0	11
S.28	at Central Michigan	0	0	0.0	0	0
O.5	Hawai'i*	1	35	35.0	0	35
O.12	at Wyoming*	2	41	20.5	0	25
O.26	Washington State	3	61	20.3	0	21
N.1	at Boise State*	0	0	0.0	0	0
N.8	New Mexico*					
N.16	at UNLV*					
N.23	at Utah State*					
N.30	Air Force*					
2024 Totals		10	194	19.4	0	44
2023%		0	0	0.0	0	0
2022^		15	411	27.4	0	46
2021^		24	565	23.5	0	50
2020^		4	101	25.3	0	39
2019^		1	33	33.0	0	33
CAREER		54	1,304	24.1	0	50

*- Mountain West game. % - at West Virginia. ^ - at Kent State.

Career Highs: Kick Returns: 7 at Western Michigan (10/16/21); Kick Return Yards: 175 at Western Michigan (10/16/21); Long Kick Return: 50 at Central Michigan (11/10/21); Punt Returns: 1 at Buffalo (11/26/22); Punt Return Yards: 19 at Buffalo (11/26/22); Long Punt Return: 19 at Buffalo (11/26/22); All-Purpose Yards: 199 at Central Michigan (11/10/21); Total Touchdowns: 2 at Bowling Green (11/10/20).

#19 - Jordan Napier - WR/PR

Date	Opponent	No.	Yds.	Avg.	TD	Lg.
A.31	Texas A&M-Commerce	0	0	0.0	0	0
S.7	Oregon State	1	-1	-1.0	0	-1
S.14	at California	0	0	0.0	0	0
S.28	at Central Michigan	0	0	0.0	0	0
O.5	Hawai'i*	1	12	12.0	0	12
O.12	at Wyoming*	1	16	16.0	0	16
O.26	Washington State	0	0	0.0	0	0
N.1	at Boise State*	0	0	0.0	0	0
N.8	New Mexico*					
N.16	at UNLV*					
N.23	at Utah State*					
N.30	Air Force*					
2024 Totals		3	27	9.0	0	16
2023		0	0	0.0	0	0
CAREER		3	27	9.0	0	16

*- Mountain West game.

Career Highs: Punt Returns: 1 at Wyoming (10/12/24), vs. Hawai'i (10/5/24), vs. Oregon State (9/7/24); Punt Return Yards: 16 at Wyoming (10/12/24); Long Punt Return: 16 at Wyoming (10/12/24); Kick Returns: 1 vs. Hawai'i (10/5/24); Kick Return Yards: 12 vs. Hawai'i (10/5/24); Long Kick Return: 12 vs. Hawai'i (10/5/24); All-Purpose Yards: 107 at Wyoming (10/12/24); Total Touchdowns: 1 vs. Texas A&M-Commerce (8/31/24), at California (9/14/24), at Wyoming (10/12/24).

#83 - Mekhi Shaw - WR/PR

Date	Opponent	Rec.	Yds.	Avg.	TD	Lg.
A.31	Texas A&M-Commerce	0	0	0.0	0	0
S.7	Oregon State	1	5	5.0	0	5
S.14	at California	2	-1	-0.5	0	6
S.28	at Central Michigan	1	0	0.0	0	0
O.5	Hawai'i*	2	22	11.0	0	15
O.12	at Wyoming*	2	14	7.0	0	8
O.26	Washington State	0	0	0.0	0	0
N.1	at Boise State*	1	14	14.0	0	14
N.8	New Mexico*					
N.16	at UNLV*					
N.23	at Utah State*					
N.30	Air Force*					
2024 Totals		9	54	6.0	0	15
2023		14	101	7.2	0	15
2022		2	-3	-1.5	0	0
2021		0	0	0.0	0	0
CAREER		25	152	6.1	0	15

*- Mountain West game.

Career Highs: Punt Returns: 4 vs. Utah State (11/4/23); Punt Return Yards: 30 vs. Utah State (11/4/23); Long Punt Return: 15 vs. Hawai'i (10/5/24), vs. UCLA (9/9/23); All-Purpose Yards: 140 at Hawai'i (10/14/23).

2024 GAME-BY-GAME PUNTING STATISTICS

#13 - Tyler Pastula - P

Date	Opponent	No.	Yards	Avg.	Long	TB	FC	In.20	50+	Blk.	Net Yds.	Net Avg.
A.31	Texas A&M-Commerce	3	110	36.7	40	0	1	0	0	0	96	32.0
S.7	Oregon State	7	340	48.6	63	0	2	3	3	1	319	45.6
S.14	at California	6	274	45.7	54	2	2	2	2	0	228	38.0
S.28	at Central Michigan	5	236	47.2	52	2	0	2	1	0	189	37.8
O.5	Hawai'i*	5	238	47.6	65	0	1	2	2	0	227	45.4
O.12	at Wyoming*	7	330	47.1	75	2	1	2	2	0	290	41.4
O.26	Washington State	4	141	35.2	40	0	0	0	0	0	144	36.0
N.1	at Boise State*	4	201	50.2	79	0	0	2	1	0	201	50.2
N.8	New Mexico*											
N.16	at UNLV*											
N.23	at Utah State*											
N.30	Air Force*											
2024 Totals		41	1,870	45.6	79	6	7	13	11	1	1,694	41.3
2023%		61	2,602	42.7	68	6	15	16	13	1	2,263	37.1
2022%		42	1,798	42.8	73	3	14	15	7	1	1,566	37.3
2021^		62	2,637	42.5	56	3	19	24	13	1	2,238	36.1
2020^		37	1,424	39.6	69	2	9	10	4	3	1,243	33.6
CAREER		242	10,331	42.7	79	20	64	78	48	7	9,004	37.2

* - Mountain West game. % - at UAlbany. ^ - at Delaware.

Career Highs: Punts: 9 at Baylor (9/3/22), vs. James Madison (10/23/21); Punt Yards: 406 at Baylor (9/3/22); Punt Avg (min. 2 attempts): 50.2 at Boise State (11/1/24); Net Punt Avg (min. 2 attempts): 50.2 at Boise State (11/1/24); Punt Long: 79 at Boise State (11/1/24); Punt Fair Catches: 4 vs. Villanova (11/20/21); Punts Inside 20: 5 at Stony Brook (10/16/21).

#39 - Emil Herranen - P

Date	Opponent	No.	Yards	Avg.	Long	TB	FC	In.20	50+	Blk.	Net Yds.	Net Avg.
A.31	Texas A&M-Commerce	-did not play-										
S.7	Oregon State	-did not play-										
S.14	at California	-did not play-										
S.28	at Central Michigan	-did not play-										
O.5	Hawai'i*	-did not play-										
O.12	at Wyoming*	-did not play-										
O.26	Washington State	-did not play-										
N.1	at Boise State*	-did not play-										
N.8	New Mexico*											
N.16	at UNLV*											
N.23	at Utah State*											
N.30	Air Force*											
2024 Totals		-	-	-	-	-	-	-	-	-	-	-
2023^		22	856	38.9	52	0	5	3	2	0	845	38.4
2022^		50	2,089	41.8	63	2	11	7	8	0	1,633	32.7
CAREER		72	2,945	40.9	63	2	16	10	10	0	2,478	34.4

* - Mountain West game. ^ - at Northern Arizona.

Career Highs: Punts: 8 vs. Weber State (11/19/22); Punt Yards: 292 at Arizona State (9/1/22); Punt Avg (min. 2 attempts): 46 at Idaho State (10/22/22); Net Punt Avg (min. 2 attempts): 41.0 at Arizona State (9/1/22); Punt Long: 63 at UC Davis (10/15/22); Punt Fair Catches: 2 vs. Montana (9/23/23), vs. Idaho (9/24/22); Punts Inside 20: 3 at Idaho State (10/22/22).

2024 GAME-BY-GAME KICKING STATISTICS

#46 - Gabriel Plascencia - K

Date	Opponent	Extra Points			Field Goals				Total Pts.	Kickoffs				
		Made	Att.	Pct.	Made	Att.	Pct.	Long		No.	Yards	Avg.	TB	OB
A.31	Texas A&M-Commerce	0	1	0.0	1	2	50.0	50	3	5	278	55.6	0	1
S.7	Oregon State	0	0	0.0	0	0	0.0	0	0	1	65	65.0	1	0
S.14	at California	-did not play-			-did not play-					-did not play-				
S.28	at Central Michigan	0	0	0.0	0	0	0	0	0	4	240	60.0	2	0
O.5	Hawai'i*	3	3	100.0	2	2	100.0	43	9	6	364	60.7	1	0
O.12	at Wyoming*	3	3	100.0	2	2	100.0	28	9	6	390	65.0	6	0
O.26	Washington State	2	2	100.0	2	2	100.0	46	8	5	273	54.6	0	1
N.1	at Boise State*	3	3	100.0	1	1	100.0	27	6	5	307	61.4	4	0
N.8	New Mexico*													
N.16	at UNLV*													
N.23	at Utah State*													
N.30	Air Force*													
2024 Totals		11	12	91.7	8	9	88.9	50	35	32	1,917	59.9	14	2
2023		2	3	66.7	4	4	100.0	46	14	16	992	62.0	2	1
CAREER		13	15	86.7	12	13	92.3	50	49	48	2,909	60.6	16	3

*- Mountain West game.

Career Highs: Points: 9 at Wyoming (10/12/24), vs. Hawai'i (10/5/24); Field Goals: 2, five times; Long Field Goal: 50 vs. Texas A&M-Commerce (8/31/24); Kickoffs: 8 vs. San Jose State (11/18/23), at Hawai'i (10/14/23); Touchbacks (KO): 6 at Wyoming (10/12/24); Kickoff Avg (min. 2 att.): 65.0 (six kickoffs) at Wyoming (10/12/24).

#20 - Nick Lopez - K

Date	Opponent	Extra Points			Field Goals				Total Pts.	Kickoffs				
		Made	Att.	Pct.	Made	Att.	Pct.	Long		No.	Yards	Avg.	TB	OB
A.31	Texas A&M-Commerce	4	4	100.0	0	0	0.0	0	4	3	196	65.3	2	0
S.7	Oregon State	-did not play-			-did not play-					-did not play-				
S.14	at California	1	1	100.0	1	1	100.0	29	4	3	143	47.7	1	0
S.28	at Central Michigan	3	3	100.0	0	2	0.0	0	3	0	0	0.0	0	0
O.5	Hawai'i*	-did not play-			-did not play-					-did not play-				
O.12	at Wyoming*	-did not play-			-did not play-					-did not play-				
O.26	Washington State	-did not play-			-did not play-					-did not play-				
N.1	at Boise State*	-did not play-			-did not play-					-did not play-				
N.8	New Mexico*													
N.16	at UNLV*													
N.23	at Utah State*													
N.30	Air Force*													
2024 Totals		8	8	100.0	1	3	33.3	29	11	6	339	56.5	3	0
2023%		11	11	100.0	1	1	100.0	40	3	0	0	0.0	0	0
2022^		0	0	0.0	0	0	0.0	0	0	0	0	0.0	0	0
2021^		0	0	0.0	1	1	100.0	34	3	3	183	61.0	2	0
2020^		0	0	0.0	0	0	0.0	0	0	0	0	0.0	0	0
CAREER		19	19	100.0	3	5	60.0	40	17	9	522	58.0	5	0

*- Mountain West game. % - at Louisville. ^ at California.

Career Highs: Points: 4 at California (9/14/24), vs. Texas A&M-Commerce (8/31/24); Field Goals: 1 at California (9/14/24), at Miami (FL) (11/18/23), at Arizona (11/6/21); Long Field Goal: 40 at Miami (FL) (11/18/23); Kickoffs: 3 at California (9/14/24), vs. Texas A&M-Commerce (8/31/24); Touchbacks (KO): 2 vs. Texas A&M-Commerce (8/31/24), at Arizona (11/6/21); Kickoff Avg (min. 2 att.): 65.3 vs. Texas A&M-Commerce (8/31/24).

2024 GAME-BY-GAME DEFENSIVE STATISTICS

#99 - Tupu Alualu - DL

Date	Opponent	U	A	T	TFL	SK	INT	PBU	FF	FR
A.31	Texas A&M-Comm.	1	0	1	0.0	0.0	0	0	0	0
S.7	Oregon State	0	2	2	0.0	0.0	0	0	0	0
S.14	at California	1	2	3	1.5	1.5	0	0	0	0
S.28	at Central Mich.	0	1	1	0.0	0.0	0	0	0	0
O.5	Hawai'i*	0	0	0	0.0	0.0	0	0	0	0
O.12	at Wyoming*	1	5	6	1.0	1.0	0	0	0	0
O.26	Washington St.	2	1	3	0.5	0.5	0	0	0	0
N.1	at Boise State*	1	0	1	0.0	0.0	0	0	0	0
N.8	New Mexico*									
N.16	at UNLV*									
N.23	at Utah State*									
N.30	Air Force*									
2024 Totals		6	11	17	3.0	3.0	0	0	0	0
2023		12	16	28	4.0	3.0	0	0	0	0
CAREER (20-15 GP-GS)		18	27	45	7.0	6.0	0	0	0	0

* Mountain West game.

Career Highs: Tackles: 4 at Colorado State (11/11/23), vs. Utah State (11/4/23), vs. UCLA (9/9/23); Tackles for Loss: 2.0 vs. Utah State (11/4/23); Sacks: 1.5 at California (9/14/24), vs. Idaho State (9/2/23).

#42 - Brady Anderson - LB

Date	Opponent	U	A	T	TFL	SK	INT	PBU	FF	FR
A.31	Texas A&M-Comm.	2	0	2	1.0	1.0	0	0	0	0
S.7	Oregon State	1	0	1	0.0	0.0	0	0	0	0
S.14	at California	1	2	3	0.5	0.0	0	0	0	0
S.28	at Central Mich.	1	0	1	0.0	0.0	0	0	0	1
O.5	Hawai'i*	-did not play-								
O.12	at Wyoming*	1	0	1	0.0	0.0	0	0	0	0
O.26	Washington St.	0	0	0	0.0	0.0	0	0	0	0
N.1	at Boise State*	1	2	3	0.0	0.0	0	0	0	0
N.8	New Mexico*									
N.16	at UNLV*									
N.23	at Utah State*									
N.30	Air Force*									
2024 Totals		7	4	11	1.5	1.0	0	0	0	1
2023		5	9	14	0.0	0.0	0	0	0	0
2022		1	0	1	0.0	0.0	0	0	0	0
2021		0	1	1	0.0	0.0	0	0	0	0
CAREER (34-1 GP-GS)		13	14	27	1.5	1.0	0	0	0	1

* Mountain West game.

Career Highs: Tackles: 6 at Air Force (10/3/23); Tackles for Loss: 1.0 vs. Texas A&M-Commerce (8/31/24); Sacks: 1.0 vs. Texas A&M-Commerce (8/31/24); Fumble Recoveries: 1 at Central Michigan (9/28/24).

#31 - Jared Badie - EDGE

Date	Opponent	U	A	T	TFL	SK	INT	PBU	FF	FR
A.31	Texas A&M-Comm.	2	0	2	0.0	0.0	0	0	0	0
S.7	Oregon State	0	1	1	0.0	0.0	0	0	0	0
S.14	at California	-did not travel-								
S.28	at Central Mich.	-did not travel-								
O.5	Hawai'i*	-did not play-								
O.12	at Wyoming*	-did not travel-								
O.26	Washington St.	-did not play-								
N.1	at Boise State*	-did not travel-								
N.8	New Mexico*									
N.16	at UNLV*									
N.23	at Utah State*									
N.30	Air Force*									
2024 Totals		2	1	3	0.0	0.0	0	0	0	0
2023^		0	0	0	0.0	0.0	0	0	0	0
2022^		1	0	1	0.0	0.0	0	0	0	0
CAREER (9-0)		3	1	4	0.0	0.0	0	0	0	0

* Mountain West game. ^ - at Illinois.

2024/Career Highs: Tackles: 2 vs. Texas A&M-Commerce (8/31/24).

#90 - Sam Benjamin - DL

Date	Opponent	U	A	T	TFL	SK	INT	PBU	FF	FR
A.31	Texas A&M-Comm.	0	0	0	0.0	0.0	0	0	0	0
S.7	Oregon State	0	0	0	0.0	0.0	0	0	0	0
S.14	at California	0	0	0	0.0	0.0	0	0	0	0
S.28	at Central Mich.	1	0	1	0.0	0.0	0	0	0	0
O.5	Hawai'i*	0	0	0	0.0	0.0	0	0	0	0
O.12	at Wyoming*	0	0	0	0.0	0.0	0	0	0	0
O.26	Washington St.	0	0	0	0.0	0.0	0	0	0	0
N.1	at Boise State*	1	0	1	0.0	0.0	0	0	0	0
N.8	New Mexico*									
N.16	at UNLV*									
N.23	at Utah State*									
N.30	Air Force*									
2024 Totals		2	0	2	0.0	0.0	0	0	0	0
2023%		0	2	2	0.5	0.0	0	0	0	0
2022^		6	8	14	2.0	0.5	0	3	0	0
CAREER (27-4 GP-GS)		8	10	18	2.5	0.5	0	3	0	0

* Mountain West game. % - at Idaho State. ^ - at Arizona State.

Career Highs: Tackles: 3 at Weber State (11/12/22), vs. Northern Arizona (10/22/22); Tackles for Loss: 1.0 vs. Northern Arizona (10/22/22); Sacks: 0.5 vs. Cal Poly (10/15/22); Pass Breakups: 2 vs. Northern Arizona (10/22/22).

#6 - Eric Butler - S

Date	Opponent	U	A	T	TFL	SK	INT	PBU	FF	FR
A.31	Texas A&M-Comm.	7	0	7	0.0	0.0	0	1	0	0
S.7	Oregon State	3	0	3	0.0	0.0	0	0	0	0
S.14	at California	2	2	4	0.0	0.0	0	0	0	0
S.28	at Central Mich.	5	2	7	1.0	0.0	0	1	0	0
O.5	Hawai'i*	0	1	1	0.0	0.0	0	0	0	0
O.12	at Wyoming*	1	2	3	0.0	0.0	1	0	0	0
O.26	Washington St.	1	1	2	0.0	0.0	0	0	0	0
N.1	at Boise State*	5	0	5	0.0	0.0	0	0	0	0
N.8	New Mexico*									
N.16	at UNLV*									
N.23	at Utah State*									
N.30	Air Force*									
2024 Totals		24	8	32	1.0	0.0	1	2	0	0
2023		13	8	21	2.5	1.0	0	0	0	1
2022		3	4	7	0.0	0.0	0	0	0	0
CAREER (31-7 GP-GS)		40	20	60	3.5	1.0	1	2	0	1

* Mountain West game.

Career Highs: Tackles: 8 vs. Boise State (9/22/23); Tackles for Loss: 2.5 vs. Boise State (9/22/23); Sacks: 1.0 vs. Boise State (9/22/23); Interceptions: 1 at Wyoming (10/12/24); Pass Breakups: 1 at Central Michigan (9/28/24), vs. Texas A&M-Commerce (8/31/24); Fumble Recoveries: 1 at Central Michigan (9/28/24); Blocked Kicks: 1 vs. Utah State (11/4/23), at Hawai'i (10/14/23); Touchdowns: 1 (pick six) at Wyoming (10/12/24).

#5 - Owen Chambliss - LB

Date	Opponent	U	A	T	TFL	SK	INT	PBU	FF	FR
A.31	Texas A&M-Comm.	0	2	2	0.0	0.0	0	0	0	0
S.7	Oregon State	4	3	7	0.0	0.0	0	0	0	0
S.14	at California	2	4	6	0.0	0.0	0	0	0	0
S.28	at Central Mich.	3	3	6	0.0	0.0	0	1	0	0
O.5	Hawai'i*	5	1	6	0.0	0.0	0	0	0	0
O.12	at Wyoming*	-did not travel; injury-								
O.26	Washington St.	2	2	4	0.0	0.0	0	0	0	0
N.1	at Boise State*	-did not travel; injury-								
N.8	New Mexico*									
N.16	at UNLV*									
N.23	at Utah State*									
N.30	Air Force*									
2024 Totals		16	15	31	0.0	0.0	0	1	0	0
2023		1	0	1	0.0	0.0	0	0	0	0
CAREER (10-6 GP-GS)		17	15	32	0.0	0.0	0	1	0	0

* Mountain West game.

2024/Career Highs: Tackles: 7 vs. Oregon State (9/7/24); Pass Breakups: 1 at Central Michigan (9/28/24).

2024 GAME-BY-GAME DEFENSIVE STATISTICS

#40 - Krishna Clay - DL

Date	Opponent	U	A	T	TFL	SK	INT	PBU	FF	FR
A.31	Texas A&M-Comm.	0	2	2	1.0	0.5	0	0	0	1
S.7	Oregon State	5	0	5	0.0	0.0	0	0	0	0
S.14	at California	0	3	3	0.5	0.5	0	0	0	0
S.28	at Central Mich.	2	0	2	0.0	0.0	0	0	0	0
O.5	Hawai'i*	3	1	4	1.0	0.0	0	0	0	0
O.12	at Wyoming*	1	1	2	1.0	0.0	0	0	0	0
O.26	Washington St.	2	2	4	0.5	0.0	0	0	0	0
N.1	at Boise State*	3	1	4	0.5	0.5	0	0	0	0
N.8	New Mexico*									
N.16	at UNLV*									
N.23	at Utah State*									
N.30	Air Force*									
2024 Totals		16	10	26	4.5	1.5	0	0	0	1
CAREER (8-8 GP-GS)		16	10	26	4.5	1.5	0	0	0	1

* Mountain West game.

2024/Career Highs: Tackles: 5 vs. Oregon State (9/7/24); Tackles for Loss: 1.0 at Wyoming, vs. Hawai'i (10/5/24), vs. Texas A&M-Commerce (8/31/24); Sacks: 0.5 at Boise State (11/1/24), at California (9/14/24), vs. Texas A&M-Commerce (8/31/24); Fumble Recoveries: 1 vs. Texas A&M-Commerce (8/31/24).

#11 - JD Coffey III - S

Date	Opponent	U	A	T	TFL	SK	INT	PBU	FF	FR
A.31	Texas A&M-Comm.	1	1	2	0.0	0.0	1	0	0	0
S.7	Oregon State	3	1	4	0.0	0.0	0	0	0	0
S.14	at California	3	2	5	0.0	0.0	0	0	0	0
S.28	at Central Mich.	8	7	15	0.0	0.0	0	0	0	0
O.5	Hawai'i*	3	1	4	0.0	0.0	0	1	0	0
O.12	at Wyoming*	1	3	4	0.0	0.0	0	0	0	0
O.26	Washington St.	1	2	3	0.0	0.0	0	0	0	0
N.1	at Boise State*	1	1	2	0.0	0.0	0	0	0	0
N.8	New Mexico*									
N.16	at UNLV*									
N.23	at Utah State*									
N.30	Air Force*									
2024 Totals		21	18	39	0.0	0.0	1	1	0	0
2023		10	2	12	0.0	0.0	0	1	0	0
2022^		3	3	6	0.0	0.0	0	0	0	0
2021^		2	3	5	0.0	0.0	0	0	0	0
CAREER (30-3 GP-GS)		36	26	62	0.0	0.0	1	2	0	0

* Mountain West game. ^ - at Texas.

Career Highs: Tackles: 15 at Central Michigan (9/28/24); Interceptions: 1 vs. Texas A&M-Commerce (8/31/24); Pass Breakups: 1 vs. Hawai'i (10/5/24), vs. Nevada (10/21/23); Touchdowns: 1 (pick six) vs. Texas A&M-Commerce (8/31/24).

#97 - Darrion Dalton - DL

Date	Opponent	U	A	T	TFL	SK	INT	PBU	FF	FR
A.31	Texas A&M-Comm.	-	-	-	-	-	-	-	-	-
S.7	Oregon State	2	1	3	0.0	0.0	0	0	0	0
S.14	at California	0	2	2	0.5	0.0	0	0	0	0
S.28	at Central Mich.	0	1	1	0.0	0.0	0	0	0	0
O.5	Hawai'i*	0	0	0	0.0	0.0	0	0	0	0
O.12	at Wyoming*	0	0	0	0.0	0.0	0	0	0	0
O.26	Washington St.	1	1	2	1.0	0.0	0	0	0	0
N.1	at Boise State*	0	0	0	0.0	0.0	0	0	0	0
N.8	New Mexico*									
N.16	at UNLV*									
N.23	at Utah State*									
N.30	Air Force*									
2024 Totals		3	5	8	1.5	0.0	0	0	0	0
2023		6	3	9	0.0	0.0	0	1	0	0
2022		0	0	0	0.0	0.0	0	0	0	0
CAREER (19-0 GP-GS)		9	8	1	1.5	0.0	0	1	0	0

* Mountain West game.

Career Highs: Tackles: 3 vs. Oregon State (9/7/24), at Oregon State (9/16/23), vs. Ohio (8/26/23); Pass Breakups: 1 vs. Idaho State (9/2/23).

#92 - Malik Gucake - EDGE

Date	Opponent	U	A	T	TFL	SK	INT	PBU	FF	FR
A.31	Texas A&M-Comm.	0	0	0	0.0	0.0	0	0	0	0
S.7	Oregon State	-	-	-	-	-	-	-	-	-
S.14	at California	0	0	0	0.0	0.0	0	0	0	0
S.28	at Central Mich.	0	0	0	0.0	0.0	0	0	0	0
O.5	Hawai'i*	0	0	0	0.0	0.0	0	0	0	0
O.12	at Wyoming*	0	0	0	0.0	0.0	0	0	0	0
O.26	Washington St.	0	2	2	0.5	0.5	0	0	0	0
N.1	at Boise State*	0	0	0	0.0	0.0	0	0	0	0
N.8	New Mexico*									
N.16	at UNLV*									
N.23	at Utah State*									
N.30	Air Force*									
2024 Totals		0	2	2	0.5	0.5	0	0	0	0
CAREER (7-0 GP-GS)		0	2	2	0.5	0.5	0	0	0	0

* Mountain West game.

2024/Career Highs: Tackles: 2 vs. Washington State (10/26/24); Tackles for Loss: 0.5 vs. Washington State (10/26/24); Sacks: 0.5 vs. Washington State (10/26/24).

#96 - Ryan Henderson - EDGE

Date	Opponent	U	A	T	TFL	SK	INT	PBU	FF	FR
A.31	Texas A&M-Comm.	2	0	2	1.0	1.0	0	0	0	0
S.7	Oregon State	1	0	1	0.0	0.0	0	0	0	0
S.14	at California	1	1	2	0.0	0.0	0	0	0	0
S.28	at Central Mich.	0	1	1	0.0	0.0	0	0	0	0
O.5	Hawai'i*	0	0	0	0.0	0.0	0	0	0	0
O.12	at Wyoming*	1	1	2	1.5	1.5	0	0	0	0
O.26	Washington St.	0	0	0	0.0	0.0	0	0	0	0
N.1	at Boise State*	1	0	1	0.0	0.0	0	0	0	0
N.8	New Mexico*									
N.16	at UNLV*									
N.23	at Utah State*									
N.30	Air Force*									
2024 Totals		6	3	9	2.5	2.5	0	0	0	0
2023		3	5	8	1.0	1.0	0	0	1	1
CAREER (17-1 GP-GS)		9	8	17	3.0	3.0	0	0	1	1

* Mountain West game.

Career Highs: Tackles: 3 at Hawai'i (10/14/23); Tackles for Loss: 1.5 at Wyoming (10/12/24); Sacks: 1.5 at Wyoming (10/12/24); Forced Fumbles: 1 at Hawai'i (10/14/23); Fumble Recoveries: 1 at Hawai'i (10/14/23).

#56 - DJ Herman - LB

Date	Opponent	U	A	T	TFL	SK	INT	PBU	FF	FR
A.31	Texas A&M-Comm.	0	1	1	0.0	0.0	0	0	0	0
S.7	Oregon State	0	1	1	0.0	0.0	0	0	0	0
S.14	at California	1	0	1	0.0	0.0	0	0	0	0
S.28	at Central Mich.	2	0	2	0.0	0.0	0	0	0	0
O.5	Hawai'i*	3	1	4	1.0	0.0	0	1	0	0
O.12	at Wyoming*	1	1	2	0.0	0.0	0	0	0	0
O.26	Washington St.	2	3	5	0.0	0.0	0	0	0	0
N.1	at Boise State*	1	0	1	0.0	0.0	0	0	0	0
N.8	New Mexico*									
N.16	at UNLV*									
N.23	at Utah State*									
N.30	Air Force*									
2024 Totals		10	7	17	1.0	0.0	0	1	0	0
2023		0	1	1	0.0	0.0	0	0	0	0
2022		2	1	3	0.0	0.0	0	0	0	0
CAREER (31-1 GP-GS)		12	9	21	1.0	0.0	0	1	0	0

* Mountain West game.

2024/Career Highs: Tackles: 5 vs. Washington State (10/26/24); Tackles for Loss: 1.0 vs. Hawai'i (10/5/24); Pass Breakups: 1 vs. Hawai'i (10/5/24).

2024 GAME-BY-GAME DEFENSIVE STATISTICS

#24 - Josh Hunter - S

Date	Opponent	U	A	T	TFL	SK	INT	PBU	FF	FR
A.31	Texas A&M-Comm.	5	0	5	0.0	0.0	0	1	0	0
S.7	Oregon State	1	0	1	1.0	0.0	0	0	0	0
S.14	at California	1	1	2	0.0	0.0	0	0	0	0
S.28	at Central Mich.	0	1	1	0.0	0.0	0	0	0	0
O.5	Hawai'i*	2	1	3	0.0	0.0	0	0	0	0
O.12	at Wyoming*	3	0	3	0.0	0.0	0	1	0	0
O.26	Washington St.	1	1	2	1.5	0.5	0	0	0	0
N.1	at Boise State*	2	2	4	0.5	0.0	0	0	0	0
N.8	New Mexico*									
N.16	at UNLV*									
N.23	at Utah State*									
N.30	Air Force*									
2024 Totals		15	6	21	3.0	0.5	0	2	0	0
2023		26	12	38	1.0	0.0	0	2	0	0
2022		1	0	1	0.0	0.0	0	0	0	0
CAREER (22-5 GP-GS)		42	18	60	4.0	0.5	0	4	0	0

* - Mountain West game.

Career Highs: Tackles: 15 at Colorado State (11/11/23); Tackles for Loss: 1.5 vs. Washington State (10/26/24); Sacks: 0.5 vs. Washington State (10/26/24); Pass Breakups: 1 at Wyoming (10/12/24), at Colorado State (11/11/23), vs. Utah State (11/4/23).

#1 - Chris Johnson - CB

Date	Opponent	U	A	T	TFL	SK	INT	PBU	FF	FR
A.31	Texas A&M-Comm.	1	0	1	0.0	0.0	0	0	1	0
S.7	Oregon State	7	2	9	0.0	0.0	0	1	1	0
S.14	at California	2	2	4	0.0	0.0	0	1	0	0
S.28	at Central Mich.	3	3	6	0.0	0.0	0	1	1	0
O.5	Hawai'i*	2	0	2	0.0	0.0	0	0	0	0
O.12	at Wyoming*	5	0	5	0.0	0.0	1	1	0	0
O.26	Washington St.	6	2	8	0.0	0.0	0	1	0	0
N.1	at Boise State*	5	0	5	0.0	0.0	0	0	0	0
N.8	New Mexico*									
N.16	at UNLV*									
N.23	at Utah State*									
N.30	Air Force*									
2024 Totals		31	9	40	0.0	0.0	1	5	3	0
2023		15	15	30	0.0	0.0	1	2	1	0
2022		5	1	6	0.0	0.0	0	0	0	0
CAREER (32-8 GP-GS)		51	25	76	0.0	0.0	2	7	4	0

* - Mountain West game.

Career Highs: Tackles: 9 vs. Oregon State (9/7/24); Interceptions: 1 at Wyoming (10/12/24), at San Jose State (11/18/23); Pass Breakups: 1, seven times; Forced Fumbles: 1, four times.

#33 - Ezekiel Larry - EDGE

Date	Opponent	U	A	T	TFL	SK	INT	PBU	FF	FR
A.31	Texas A&M-Comm.	1	0	1	0.0	0.0	0	0	0	0
S.7	Oregon State	0	0	0	0.0	0.0	0	0	0	0
S.14	at California	0	0	0	0.0	0.0	0	0	0	0
S.28	at Central Mich.	-did not play-								
O.5	Hawai'i*	0	1	1	0.0	0.0	0	0	0	0
O.12	at Wyoming*	0	0	0	0.0	0.0	0	0	0	0
O.26	Washington St.	-did not play-								
N.1	at Boise State*	0	0	0	0.0	0.0	0	0	0	0
N.8	New Mexico*									
N.16	at UNLV*									
N.23	at Utah State*									
N.30	Air Force*									
2024 Totals		1	1	2	0.0	0.0	0	0	0	0
2023		10	3	13	7.0	6.0	0	1	0	0
CAREER (13-3 GP-GS)		11	4	15	7.0	6.0	0	1	0	0

* - Mountain West game. ^ - at Yale.

Career Highs: Tackles: 3 vs. Harvard (11/18/23), at Princeton (11/11/23); Tackles for Loss: 3.0 vs. Harvard (11/18/23); Sacks: 3.0 vs. Harvard (11/18/23); Pass Breakups: 1 vs. Morgan State (9/30/23).

#21 - Tano Letuli - LB

Date	Opponent	U	A	T	TFL	SK	INT	PBU	FF	FR
A.31	Texas A&M-Comm.	5	3	8	0.5	0.0	0	0	0	1
O.7	Oregon State	5	2	7	0.0	0.0	0	0	0	0
S.14	at California	2	2	4	1.0	1.0	1	0	0	0
S.28	at Central Mich.	3	2	5	0.0	0.0	0	0	0	0
O.5	Hawai'i*	-did not play; injury-								
O.12	at Wyoming*	-did not play; injury-								
O.26	Washington St.	4	6	10	0.5	0.0	0	0	0	0
N.1	at Boise State*	7	3	10	0.5	0.5	0	0	0	0
N.8	New Mexico*									
N.16	at UNLV*									
N.23	at Utah State*									
N.30	Air Force*									
2024 Totals		26	18	44	2.5	1.5	1	0	0	1
2023		7	5	12	0.0	0.0	0	0	0	0
CAREER (17-6 GP-GS)		33	23	56	2.5	1.5	1	0	0	1

* - Mountain West game. ^ - at Army.

2024/Career Highs: Tackles: 10 at Boise State (11/1/24), vs. Washington State (10/26/24); Tackles for Loss: 1.0 at California (9/14/24); Sacks: 1.0 at California (9/14/24); Interceptions: 1 at California (9/14/24); Fumble Recoveries: 1 vs. Texas A&M-Commerce (8/31/24); Touchdowns: 1 (0-yd fumble recovery) vs. Texas A&M-Commerce (8/31/24).

#32 - Marlem Louis - EDGE

Date	Opponent	U	A	T	TFL	SK	INT	PBU	FF	FR
A.31	Texas A&M-Comm.	1	0	1	1.0	1.0	0	0	0	0
S.7	Oregon State	2	0	2	0.0	0.0	0	0	0	0
S.14	at California	0	2	2	0.5	0.5	0	0	0	0
S.28	at Central Mich.	0	1	1	0.0	0.0	0	0	0	0
O.5	Hawai'i*	3	0	3	2.0	2.0	0	0	0	0
O.12	at Wyoming*	1	0	1	0.0	0.0	0	0	0	0
O.26	Washington St.	0	0	0	0.0	0.0	0	0	0	0
N.1	at Boise State*	0	0	0	0.0	0.0	0	0	0	0
N.8	New Mexico*									
N.16	at UNLV*									
N.23	at Utah State*									
N.30	Air Force*									
2024 Totals		7	3	10	3.5	3.5	0	0	0	0
2023		26	18	44	12.0	7.5	0	2	4	1
2022		26	9	35	14.0	8.5	0	1	4	1
2021		9	17	26	4.0	0.0	0	0	1	2
2020		1	4	5	0.0	0.0	0	0	0	0
2019		0	0	0	0.0	0.0	0	0	0	0
CAREER (52-30 GP-GS)		69	50	119	33.5	19.5	0	3	7	3

* - Mountain West game. ^ - at Richmond.

Career Highs: Tackles: 6 at Stony Brook (9/23/23), at Delaware (11/26/22), vs. Elon (10/2/21); Tackles for Loss: 3.0 vs. NC Central (11/25/23), vs. Stony Brook (9/24/22), at Delaware (11/12/22); Sacks: 3.0 vs. NC Central (11/25/23); Pass Breakups: 2 vs. Elon (11/11/23); Forced Fumbles: 2 vs. Campbell (10/23/23).

#17 - Deshawn McCluin - S

Date	Opponent	U	A	T	TFL	SK	INT	PBU	FF	FR
A.31	Texas A&M-Comm.	3	0	3	0.0	0.0	0	1	0	0
S.7	Oregon State	3	2	5	0.0	0.0	0	0	0	0
S.14	at California	2	0	2	0.0	0.0	0	0	0	0
S.28	at Central Mich.	1	2	3	1.0	0.0	0	2	0	0
O.5	Hawai'i*	0	0	0	0.0	0.0	0	1	0	0
O.12	at Wyoming*	-did not play; injury-								
O.26	Washington St.	4	0	4	1.0	1.0	0	1	0	0
N.1	at Boise State*	0	0	0	0.0	0.0	0	0	0	0
N.8	New Mexico*									
N.16	at UNLV*									
N.23	at Utah State*									
N.30	Air Force*									
2024 Totals		13	4	17	2.0	1.0	0	5	0	0
2023		9	4	13	1.5	0.5	1	2	0	0
2022		8	2	10	0.0	0.0	0	1	0	0
2021		0	1	1	0.0	0.0	1	0	0	0
2020		5	1	6	0.0	0.0	0	0	0	0
2019		1	0	1	0.0	0.0	0	0	0	0
CAREER (40-7 GP-GS)		36	12	48	3.5	1.5	2	8	0	0

* - Mountain West game. ^ - at TCU.

Career Highs: Tackles: 5 vs. Oregon State (9/7/24); Tackles for Loss: 1.0 vs. Washington State (10/26/24), at Central Michigan (9/28/24), 1.0 at Hawai'i (10/14/23); Sacks: 1.0 vs. Washington State (10/26/24); Interceptions: 1 at Hawai'i (10/14/23), vs. SMU (9/25/21); Pass Breakups: 2 at Central Michigan (9/28/24), vs. Fresno State (11/25/23); Touchdowns: 1 (70-yd pick six) at Hawai'i (10/14/23).

2024 GAME-BY-GAME DEFENSIVE STATISTICS

#91 - Keion Mitchell - DL

Date	Opponent	U	A	T	TFL	SK	INT	PBU	FF	FR
A.31	Texas A&M-Comm.	0	0	0	0.0	0.0	0	0	0	0
S.7	Oregon State	0	0	0	0.0	0.0	0	0	0	0
S.14	at California	-did not play-								
S.28	at Central Mich.	0	0	0	0.0	0.0	0	0	0	0
O.5	Hawai'i*	-did not play-								
O.12	at Wyoming*	-did not play-								
O.26	Washington St.	-did not play-								
N.1	at Boise State*	0	0	0	0.0	0.0	0	0	0	0
N.8	New Mexico*									
N.16	at UNLV*									
N.23	at Utah State*									
N.30	Air Force*									
2024 Totals		0	0	0	0.0	0.0	0	0	0	0
2023		5	4	9	1.0	1.0	0	0	0	0
2022		0	0	0	0.0	0.0	0	0	0	0
CAREER (16-0 GP-GS)		5	4	9	1.0	1.0	0	0	0	0

*. Mountain West game.

Career Highs: Tackles: 2 vs. Fresno State (11/25/23); vs. Ohio (8/26/23); Tackles for Loss: 1.0 vs. Fresno State (11/25/23); Sacks: 1.0 vs. Fresno State (11/25/23); Fumble Recoveries: 1 at Hawai'i (10/14/23).

#58 - Cody Moon - LB

Date	Opponent	U	A	T	TFL	SK	INT	PBU	FF	FR
A.31	Texas A&M-Comm.	0	2	2	0.0	0.0	0	0	0	0
S.7	Oregon State	1	1	2	0.0	0.0	0	0	0	0
S.14	at California	1	1	2	0.0	0.0	0	0	0	0
S.28	at Central Mich.	0	0	0	0.0	0.0	0	0	0	0
O.5	Hawai'i*	2	1	3	0.0	0.0	0	0	0	0
O.12	at Wyoming*	1	6	7	0.0	0.0	0	0	0	0
O.26	Washington St.	0	0	0	0.0	0.0	0	0	0	0
N.1	at Boise State*	3	0	3	1.0	0.0	0	0	0	0
N.8	New Mexico*									
N.16	at UNLV*									
N.23	at Utah State*									
N.30	Air Force*									
2024 Totals		8	11	19	1.0	0.0	0	0	0	0
2023		29	37	66	1.0	0.0	0	2	0	0
2022^		42	63	105	9.5	4.5	0	4	1	1
2021^		27	17	44	1.5	0.5	1	1	0	1
CAREER (44-15 GP-GS)		106	128	234	13.0	5.0	1	7	1	2

*. Mountain West game. ^ - at New Mexico.

Career Highs: Tackles: 14 vs. Utah State (11/4/23); at Air Force (11/12/22); Tackles for Loss: 2.0, four times; Sacks: 2.0 vs. UTEP (9/17/22); Pass Breakups: 2 vs. New Mexico State (9/11/22); Forced Fumbles: 1 at Colorado State (11/25/22).

#44 - Kyle Moretti - LB

Date	Opponent	U	A	T	TFL	SK	INT	PBU	FF	FR
A.31	Texas A&M-Comm.	2	0	2	0.0	0.0	0	0	0	0
S.7	Oregon State	2	1	3	0.0	0.0	0	0	0	0
S.14	at California	1	4	6	0.0	0.0	0	0	0	0
S.28	at Central Mich.	0	3	3	0.0	0.0	0	0	0	0
O.5	Hawai'i*	0	2	2	0.0	0.0	0	0	0	0
O.12	at Wyoming*	4	4	8	1.0	1.0	0	0	0	0
O.26	Washington St.	1	0	1	0.0	0.0	0	0	0	0
N.1	at Boise State*	6	0	6	0.0	0.0	0	0	0	0
N.8	New Mexico*									
N.16	at UNLV*									
N.23	at Utah State*									
N.30	Air Force*									
2024 Totals		16	14	30	1.0	1.0	0	0	0	0
2023^		32	33	65	5.0	2.0	0	4	0	0
2022^		60	35	95	7.5	3.0	0	2	0	1
2021^		24	23	47	4.0	1.0	0	1	1	0
CAREER (42-24 GP-GS)		132	104	236	17.5	7.0	0	7	1	1

*. Mountain West game. ^ - at Central Michigan.

Career Highs: Tackles: 14 vs. Michigan State (9/1/23); Tackles for Loss: 2.5 vs. Eastern Michigan (9/30/23); vs. Washington State (12/31/21); Sacks: 2.0 Eastern Michigan (9/30/23); Pass Breakups: 1, six times; Forced Fumbles: 1 vs. Robert Morris (9/11/21); Fumble Recoveries: 1 at Northern Illinois (11/2/22).

#93 - Brady Nassar - EDGE

Date	Opponent	U	A	T	TFL	SK	INT	PBU	FF	FR
A.31	Texas A&M-Comm.	1	0	1	0.0	0.0	0	0	0	0
S.7	Oregon State	0	0	0	0.0	0.0	0	0	0	0
S.14	at California	0	0	0	0.0	0.0	0	0	0	0
S.28	at Central Mich.	1	1	2	0.0	0.0	0	0	0	0
O.5	Hawai'i*	0	1	1	0.0	0.0	0	0	0	0
O.12	at Wyoming*	1	3	4	0.0	0.0	0	0	0	0
O.26	Washington St.	1	0	1	0.0	0.0	0	0	0	0
N.1	at Boise State*	1	0	1	0.0	0.0	0	0	0	0
N.8	New Mexico*									
N.16	at UNLV*									
N.23	at Utah State*									
N.30	Air Force*									
2024 Totals		5	5	10	0.0	0.0	0	0	0	0
2023		5	1	6	0.0	0.0	0	0	0	0
CAREER (18-4 GP-GS)		10	6	16	0.0	0.0	0	0	0	0

*. Mountain West game.

2024/Career Highs: Tackles: 4 at Wyoming (10/12/24).

#7 - William Nimmo Jr. - S

Date	Opponent	U	A	T	TFL	SK	INT	PBU	FF	FR
A.31	Texas A&M-Comm.	2	0	2	0.0	0.0	0	0	0	0
S.7	Oregon State	0	2	2	0.0	0.0	0	0	0	0
S.14	at California	3	0	3	0.0	0.0	0	0	0	0
S.28	at Central Mich.	5	1	6	0.0	0.0	0	0	0	0
O.5	Hawai'i*	2	2	4	0.0	0.0	0	0	0	0
O.12	at Wyoming*	0	1	1	0.0	0.0	0	0	0	0
O.26	Washington St.	1	0	1	0.0	0.0	0	0	0	0
N.1	at Boise State*	2	1	3	0.0	0.0	0	0	0	0
N.8	New Mexico*									
N.16	at UNLV*									
N.23	at Utah State*									
N.30	Air Force*									
2024 Totals		15	7	22	0.0	0.0	0	0	0	0
2023^		11	10	21	2.0	0.0	0	0	0	0
2022^		7	3	10	0.0	0.0	0	1	0	0
2021^		1	0	1	0.0	0.0	0	0	0	0
2020^		3	2	5	0.0	0.0	0	0	0	0
CAREER (44-2 GP-GS)		37	22	59	2.0	0.0	0	1	0	0

*. Mountain West game. ^ - at UCLA.

Career Highs: Tackles: 6 at Central Michigan (9/28/24); Tackles for Loss: 1.0 at USC (11/18/23); vs. Colorado (10/28/23); Pass Breakups: 1 vs. Bowling Green (9/3/22).

#30 - Dominic Oliver - EDGE

Date	Opponent	U	A	T	TFL	SK	INT	PBU	FF	FR
A.31	Texas A&M-Comm.	0	2	2	0.0	0.0	0	0	0	0
S.7	Oregon State	1	0	1	0.0	0.0	0	0	0	0
S.14	at California	0	1	1	0.0	0.0	0	0	0	0
S.28	at Central Mich.	2	0	2	2.0	0.0	0	0	0	0
O.5	Hawai'i*	0	1	1	0.0	0.0	0	0	0	0
O.12	at Wyoming*	0	1	1	0.5	0.5	0	0	0	0
O.26	Washington St.	0	0	0	0.0	0.0	0	0	0	0
N.1	at Boise State*	2	1	3	0.0	0.0	0	0	0	0
N.8	New Mexico*									
N.16	at UNLV*									
N.23	at Utah State*									
N.30	Air Force*									
2024 Totals		5	6	11	2.5	0.5	0	0	0	0
2023		1	1	2	1.0	1.0	0	0	0	0
2022		1	0	1	0.0	0.0	0	0	0	0
CAREER (30-1 GP-GS)		7	7	14	3.5	1.5	0	0	0	0

*. Mountain West game. ^ - at Richmond.

Career Highs: Tackles: 2 at Wyoming (10/12/24); at Central Michigan (9/28/24); vs. Texas A&M-Commerce (8/31/24); Tackles for Loss: 2.0 at Central Michigan (9/28/24); Sacks: 1.0 vs. Nevada (10/21/23).

2024 GAME-BY-GAME DEFENSIVE STATISTICS

#0 - Bryce Phillips - CB

Date	Opponent	U	A	T	TFL	SK	INT	PBU	FF	FR
A.31	Texas A&M-Comm.	2	0	2	1.0	0.0	0	0	0	0
S.7	Oregon State	3	1	4	1.0	0.0	0	0	0	0
S.14	at California	1	2	3	0.0	0.0	0	0	0	0
S.28	at Central Mich.	4	0	4	0.0	0.0	1	0	0	0
O.5	Hawai'i*	1	0	1	1.0	0.0	0	0	0	0
O.12	at Wyoming*	0	2	2	0.0	0.0	0	0	0	0
O.26	Washington St.	4	1	5	1.0	0.0	0	1	0	0
N.1	at Boise State*	5	1	6	0.0	0.0	0	0	0	0
N.8	New Mexico*									
N.16	at UNLV*									
N.23	at Utah State*									
N.30	Air Force*									
2024 Totals		20	7	27	4.0	0.0	1	1	0	0
2023^		20	13	33	5.0	0.0	1	9	0	0
2022^		27	8	35	1.0	0.0	0	10	0	0
CAREER (30-30 GP-GS)		67	28	95	10.0	0.0	2	20	0	0

* - Mountain West game. ^ - at Tennessee State.

Career Highs: Tackles: 8 at UT Martin (9/30/23); Tackles for Loss: 1.5 at UT Martin (9/30/23); Interceptions: 1 at Central Michigan (9/28/24), vs. Norfolk State (10/14/23); Pass Breakups: 2, four times.

#9 - Dalesean Staley - S

Date	Opponent	U	A	T	TFL	SK	INT	PBU	FF	FR
A.31	Texas A&M-Comm.	2	1	3	0.0	0.0	0	0	0	0
S.7	Oregon State	3	2	5	0.0	0.0	0	0	0	0
S.14	at California	3	1	4	0.0	0.0	0	0	0	0
S.28	at Central Mich.	-did not travel-								
O.5	Hawai'i*	7	1	8	0.0	0.0	0	0	0	0
O.12	at Wyoming*	4	2	6	0.0	0.0	0	0	0	0
O.26	Washington St.	1	3	4	0.0	0.0	0	0	0	0
N.1	at Boise State*	4	0	4	0.0	0.0	0	0	0	0
N.8	New Mexico*									
N.16	at UNLV*									
N.23	at Utah State*									
N.30	Air Force*									
2024 Totals		24	10	34	0.0	0.0	0	0	0	0
2023^		33	37	70	3.0	0.0	3	8	0	0
2022^		3	0	3	0.0	0.0	0	0	0	0
CAREER (21-17 GP-GS)		61	47	107	3.0	0.0	3	8	0	0

* - Mountain West game. ^ - at Northern Iowa.

Career Highs: Tackles: 10 at Missouri State (11/11/23); Tackles for Loss: 1.5 vs. North Dakota State (11/18/23); Interceptions: 1 at Missouri State (11/11/23), at Indiana State (10/7/23), vs. Weber State (9/9/23); Pass Breakups: 1, four times.

#94 - Teivis Tuioti - DL

Date	Opponent	U	A	T	TFL	SK	INT	PBU	FF	FR
A.31	Texas A&M-Comm.	1	1	2	1.0	1.0	0	0	0	0
S.7	Oregon State	0	1	1	0.0	0.0	0	0	0	0
S.14	at California	1	0	1	0.0	0.0	0	0	0	0
S.28	at Central Mich.	0	1	1	0.0	0.0	0	0	0	0
O.5	Hawai'i*	0	0	0	0.0	0.0	0	0	0	0
O.12	at Wyoming*	0	2	2	0.0	0.0	0	0	0	0
O.26	Washington St.	0	0	0	0.0	0.0	0	0	0	0
N.1	at Boise State*	0	0	0	0.0	0.0	0	0	0	0
N.8	New Mexico*									
N.16	at UNLV*									
N.23	at Utah State*									
N.30	Air Force*									
2024 Totals		2	5	7	1.0	1.0	0	0	0	0
2023%		played offensive line								
2022%		6	9	15	0.0	0.0	0	0	0	0
2021^		0	2	2	0.0	0.0	0	0	0	0
2020^		0	0	0	0.0	0.0	0	0	0	0
CAREER (32-4 GP-GS)		8	16	24	1.0	1.0	0	0	0	0

* - Mountain West game. % - at Colorado State. ^ - at Nevada.

Career Highs: Tackles: 4 at Air Force (11/19/22), vs. Utah State (10/15/22).

#47 - Trey White - EDGE

Date	Opponent	U	A	T	TFL	SK	INT	PBU	FF	FR
A.31	Texas A&M-Comm.	3	2	5	1.5	0.5	0	0	1	0
S.7	Oregon State	4	0	4	0.0	0.0	0	0	0	0
S.14	at California	5	1	6	2.5	2.5	0	1	0	0
S.28	at Central Mich.	5	3	8	4.0	3.0	0	0	0	0
O.5	Hawai'i*	4	1	5	4.0	3.0	0	1	0	0
O.12	at Wyoming*	3	1	4	3.0	2.0	0	0	0	0
O.26	Washington St.	2	1	3	0.5	0.5	0	0	0	0
N.1	at Boise State*	2	0	2	1.0	0.0	0	0	0	0
N.8	New Mexico*									
N.16	at UNLV*									
N.23	at Utah State*									
N.30	Air Force*									
2024 Totals		28	9	37	16.5	11.5	0	2	1	0
2023		9	6	15	2.0	0.0	1	1	0	1
2022		1	0	1	0.0	0.0	0	0	0	0
CAREER (23-9 GP-GS)		38	15	53	18.5	11.5	1	3	1	1

* - Mountain West game.

2024/Career Highs: Tackles: 8 at Central Michigan (9/28/24); Tackles for Loss: 4.0 vs. Hawai'i (10/5/24), at Central Michigan (9/28/24); Sacks: 3.0 vs. Hawai'i (10/5/24), at Central Michigan (9/28/24); Pass Breakups: 1 vs. Hawai'i (10/5/24), at California (9/14/24), at Oregon State (9/16/23); Forced Fumbles: 1 vs. Texas A&M-Commerce (8/31/24); Fumble Recoveries: 1 vs. UCLA (9/9/23).

#16 - Jelani Whitmore - CB

Date	Opponent	U	A	T	TFL	SK	INT	PBU	FF	FR
A.31	Texas A&M-Comm.	0	0	0	0.0	0.0	0	0	0	0
O.7	Oregon State	0	0	0	0.0	0.0	0	0	0	0
S.14	at California	1	0	1	0.0	0.0	0	1	0	0
S.28	at Central Mich.	0	1	1	0.0	0.0	0	1	0	0
O.5	Hawai'i*	2	0	2	0.0	0.0	1	0	0	0
O.12	at Wyoming*	0	0	0	0.0	0.0	0	1	0	0
O.26	Washington St.	0	1	1	0.0	0.0	0	0	0	1
N.1	at Boise State*	1	0	1	0.0	0.0	0	0	0	0
N.8	New Mexico*									
N.16	at UNLV*									
N.23	at Utah State*									
N.30	Air Force*									
2024 Totals		4	2	6	0.0	0.0	1	3	0	1
2023		0	0	0	0.0	0.0	0	0	0	0
2022		0	0	0	0.0	0.0	0	0	0	0
CAREER (20-0 GP-GS)		4	2	6	0.0	0.0	1	3	0	1

* - Mountain West game.

2024/Career Highs: Tackles: 2 vs. Hawai'i (10/5/24); Interceptions: 1 vs. Hawai'i (10/5/24); Pass Breakups: 1 at Wyoming (10/12/24), at Central Michigan (9/28/24), at California (9/14/24); Fumble Recoveries: 1 vs. Washington State (10/26/24).

2024 SAN DIEGO STATE PARTICIPATION

PARTICIPATION CHART

No.	Name	TAMC	OSU	CAL	CMU	UH	WYO	WSU	BSU	UNM	UNLV	USU	AFA
99	ALUALU, Tupu	X	X	X	X	X	GS (DL)	GS (DL)	GS (DL)				
42	ANDERSON, Brady	X	X	X	X	-	X	X	X				
2	ARMSTEAD, Jaylon	X	X	X	-	-	-	-	-				
31	BADIE, Jared •	X	X	-	-	-	-	-	-				
77	BARRON, Briley	-	-	-	-	-	-	X	X				
15	BEASLEY, Tayvion •	X	X	X	X	X	X	X	X				
90	BENJAMIN, Sam §	GS (DL)	GS (DL)	GS (DL)	GS (DL)	X	X	X	X				
11	BENNETT, Nate §	GS (WR)	GS (WR)	GS (WR)	GS (WR)	GS (WR)	GS (WR)	GS (WR)	GS (WR)				
41	BERMAN, Jakson •	-	-	-	X	-	-	-	-				
78	BORJON, Joseph §	GS (LT)	-	-	-	-	-	-	-				
4	BROWN IV, Louis §	GS (WR)	GS (WR)	GS (WR)	GS (WR)	GS (WR)	GS (WR)	-	X				
55	BRYANT, Brayden §	GS (C)	GS (C)	GS (C)	GS (C)	GS (C)	GS (C)	GS (C)	GS (C)				
6	BUTLER, Eric §	GS (FS)	GS (FS)	X	GS (FS)	GS (FS)	GS (FS)	GS (FS)	GS (FS)				
5	CHAMBLISS, Owen §	GS (WILL)	GS (WILL)	GS (WILL)	GS (WILL)	GS (WILL)	-	GS (WILL)	-				
64	CHAVEZ, Tyson	X	-	-	-	-	-	-	-				
40	CLAY, Krishna §	GS (DL)	GS (DL)	GS (DL)	GS (DL)	GS (DL)	GS (DL)	GS (DL)	GS (DL)				
11	COFFEY III, JD	X	X	X	GS (R)	GS (R)	X	X	X				
15	COOPER, Marquez §	GS (RB)	GS (RB)	GS (RB)	GS (RB)	GS (RB)	GS (RB)	GS (RB)	GS (RB)				
45	CORNELIUS, Kodi •	-	-	-	X	-	-	-	-				
97	DALTON, Darrion	-	X	X	X	X	X	X	X				
29	DAVIS, Cam	-	-	-	X	-	X	X	X				
75	DIRKSEN, Ryan	-	-	X	X	X	X	X	X				
29	ESCANO, Arnold	X	X	X	X	X	X	X	X				
57	FUIMAONO, Saipale •	X	-	-	-	-	-	-	X				
88	GARRETSON, Gabe •	X	X	X	-	-	-	-	-				
22	GARRISON, Max	X	X	X	X	X	X	X	X				
92	GUCAKE, Malik •	X	-	X	X	X	X	X	X				
35	HAMLETT, Xavier •	X	X	X	X	X	X	X	X				
87	HARRISON, Michael •	X	X	X	X	X	X	GS (TE)	GS (TE)				
96	HENDERSON, Ryan §	X	X	X	X	GS (DL)	X	X	X				
56	HERMAN, DJ §	X	X	X	X	X	X	X	GS (WILL)				
24	HUNTER, Josh	X	X	X	X	X	X	X	X				
1	JOHNSON, Chris §	GS (CB)	GS (CB)	GS (CB)	GS (CB)	GS (CB)	GS (CB)	GS (CB)	GS (CB)				
70	JONES, Christian	GS (LG)	GS (LT)	GS (LT)	GS (LT)	GS (LT)	GS (LT)	GS (LT)	GS (LT)				
33	LARRY, Ezekiel •	X	X	X	X	X	X	-	X				
21	LETULI, Tano §	GS (SAM)	GS (SAM)	GS (SAM)	GS (SAM)	-	-	GS (SAM)	GS (SAM)				
20	LOPEZ, Nick •	X	-	X	X	-	-	-	-				
32	LOUIS, Marlem •	X	X	GS (DL)	GS (DL)	X	X	GS (DL)	X				
12	MAGEE, Jatavious	X	X	X	X	X	X	X	X				
85	McClure, Jerry •	-	-	-	X	X	-	X	-				
17	McCUIN, Deshawn	X	X	GS (STUD)	GS (STUD)	GS (STUD)	-	GS (STUD)	X				
27	McLAUGHLIN, Jelani	X	X	X	X	X	X	X	X				
65	McMAHAN, Tyler §	X	-	X	GS (RG)	GS (RG)	GS (RG)	GS (RG)	GS (RG)				
91	MITCHELL, Keion	X	X	-	X	-	-	-	X				
58	MOON, Cody	X	X	X	X	X	GS (WILL)	X	X				
44	MORETTI, Kyle • §	X	X	X	X	GS (SAM)	GS (SAM)	X	X				
53	MURAO, Myles	X	GS (LG)	GS (LG)	-	-	-	-	-				
19	NAPIER, Jordan	X	X	X	X	-	-	X	X				
93	NASSAR, Brady §	GS (DL)	GS (DL)	X	X	X	GS (DL)	X	GS (DL)				
7	NIMMO Jr., William •	X	X	GS (FS)	X	X	X	X	X				
5	O'NEIL, Danny §	GS (QB)	GS (QB)	-	GS (QB)	GS (QB)	GS (QB)	GS (QB)	GS (QB)				
30	OLIVER, Dominic §	X	X	X	X	GS (DL)	X	X	X				
13	PASTULA, Tyler •	X	X	X	X	X	X	X	X				
0	PHILLIPS, Bryce §	GS (CB)	GS (CB)	GS (CB)	GS (CB)	GS (CB)	GS (CB)	GS (CB)	GS (CB)				
46	PLASCENCIA, Gabriel	X	X	-	X	X	X	X	X				
3	POKE, Ja'Shaun •	GS (WR)	GS (WR)	GS (WR)	GS (WR)	GS (WR)	GS (WR)	GS (WR)	GS (WR)				
83	SHAW, Mekhi	X	X	X	X	X	X	GS (WR)	GS (WR)				
68	SILVER, Ryan •	X	X	X	-	-	-	-	-				
9	STALEY, Dalsean §	GS (R)	GS (R)	GS (R)	-	X	GS (R)	GS (R)	GS (R)				
7	SUTTON, Lucky	X	-	X	-	-	-	-	-				
16	THREATT, Parker	-	-	-	-	X	X	-	-				
94	TUIOTI, Teivis §	GS (DL)	GS (DL)	X	X	X	GS (DL)	X	GS (DL)				
6	TUPOU'ATA-JOHNSON, Javance •	X	-	GS (QB)	-	-	-	X	-				
63	ULUGALU-MASEULI, Ross	GS (RG)	GS (RG)	GS (RG)	GS (LG)	GS (LG)	GS (LG)	GS (LG)	GS (LG)				
81	WELSH, Mikey	X	-	-	-	-	-	-	-				
47	WHITE, Trey	GS (DL)	GS (DL)	GS (DL)	GS (DL)	GS (DL)	GS (DL)	GS (DL)	GS (DL)				
16	WHITMORE, Jelani	X	X	X	X	X	X	X	X				
74	WILLIAMS, Nate •	GS (RT)	GS (RT)	GS (RT)	GS (RT)	GS (RT)	GS (RT)	GS (RT)	GS (RT)				
36	WILLIAMS, Prince •	X	-	-	-	-	X	-	-				
50	WINTERMEYER, Ryan	X	X	X	X	X	X	X	X				
18	WOLFE, Jude §	GS (TE)	GS (TE)	GS (TE)	GS (TE)	GS (TE)	GS (TE)	-	X				

§ - made first career San Diego State start this season. • - made first San Diego State appearance this season. Bold RED indicates a player who has started every game this season. Bold BLACK indicates a player has played in every game this season.

2024 SAN DIEGO STATE STARTERS/PARTICIPATION

OFFENSIVE STARTERS

Position	TAMC	OSU	CAL	CMU	UH	WYO	WSU	BSU	UNM	UNLV	USU	AFA
LT	Barjon	Jones	Jones	Jones	Jones	Jones	Jones	Jones				
LG	Jones	Murao	Murao	Ulugalu-Maseuli	Ulugalu-Maseuli	Ulugalu-Maseuli	Ulugalu-Maseuli	Ulugalu-Maseuli				
C	Bryant	Bryant	Bryant	Bryant	Bryant	Bryant	Bryant	Bryant				
RG	Ulugalu-Maseuli	Ulugalu-Maseuli	Ulugalu-Maseuli	McMahan	McMahan	McMahan	McMahan	McMahan				
RT	N. Williams	N. Williams	N. Williams	N. Williams	N. Williams	N. Williams	N. Williams	N. Williams				
TE	Wolfe	Wolfe	Wolfe	Wolfe	Wolfe	Wolfe	Harrison	Harrison				
QB	O'Neil	O'Neil	Tupou'ata-Johnson	O'Neil	O'Neil	O'Neil	O'Neil	O'Neil				
RB	Cooper	Cooper	Cooper	Cooper	Cooper	Cooper	Cooper	Cooper				
WR	Bennett	Bennett	Bennett	Bennett	Bennett	Bennett	Bennett	Bennett				
WR	Brown IV	Brown IV	Brown IV	Brown IV	Brown IV	Brown IV	M. Shaw	M. Shaw				
WR	Poke	Poke	Poke	Poke	Poke	Poke	Poke	Poke				

DEFENSIVE STARTERS

Position	TAMC	OSU	CAL	CMU	UH	WYO	WSU	BSU	UNM	UNLV	USU	AFA
DE	Nassar	Nassar	Louis	Louis	Henderson	Nassar	Louis	Nassar				
DT	Benjamin	Benjamin	Benjamin	Benjamin	Clay	Alualu	Alualu	Alualu				
DT	Clay	Clay	Clay	Clay	Oliver	Clay	Clay	Clay				
DT	Tuioti	Tuioti				Tuioti	Tuioti	Tuioti				
DE	White	White	White	White	White	White	White	White				
SAM	Letuli	Letuli	Letuli	Letuli	Moretti	Moon	Letuli	Letuli				
WILL	Chambliss	Chambliss	Chambliss	Chambliss	Chambliss	Moretti	Chambliss	Herman				
CB	Johnson	Johnson	Johnson	Johnson	Johnson	Johnson	Johnson	Johnson				
FS	Butler	Butler	Nimmo	Butler	Butler	Butler	Butler	Butler				
STUD			McCuin	McCuin	McCuin		McCuin					
SS	Staley	Staley	Staley	Coffey	Coffey	Staley	Staley	Staley				
CB	Phillips	Phillips	Phillips	Phillips	Phillips	Phillips	Phillips	Phillips				

SPECIALIST STARTERS

Position	TAMC	OSU	CAL	CMU	UH	WYO	WSU	BSU	UNM	UNLV	USU	AFA
KO	Plascencia	Plascencia	Lopez	Plascencia	Plascencia	Plascencia	Plascencia	Plascencia				
PK	Plascencia	-	Lopez	Lopez	Plascencia	Plascencia	Plascencia	Plascencia				
Holder	Pastula	-	Pastula	Pastula	Pastula	Pastula	Pastula	Pastula				
Punter	Pastula	Pastula	Pastula	Pastula	Pastula	Pastula	Pastula	Pastula				
LS	Wintermeyer	Wintermeyer	Wintermeyer	Wintermeyer	Wintermeyer	Wintermeyer	Wintermeyer	Wintermeyer				
KOR	Poke	Poke	Poke	Poke	Poke	Poke	Poke	Poke				
PR	Welsh	M. Shaw	M. Shaw	M. Shaw	M. Shaw	M. Shaw	M. Shaw	M. Shaw				

PARTICIPATION CHART

	TAMC	OSU	CAL	CMU	UH	WYO	WSU	BSU	UNM	UNLV	USU	AFA
Dressed	80	80	72	74	74	74	76	74				
Played	67	58	58	56	51	55	53	54				
Seniors	26	24	23	23	19	20	20	21				
Juniors	19	16	17	18	17	19	17	19				
Sophomores	15	13	13	10	9	9	8	10				
Freshman (RS/True)	7	5	5	5	6	7	8	4				
Started	22	22	22	22	22	22	22	22				
Seniors	8	7	10	10	9	11	11	10				
Juniors	7	8	6	8	8	7	5	6				
Sophomores	5	5	4	2	3	4	4	5				
Freshman (RS/True)	2	2	2	2	2	1	2	1				
Making SDSU Debut	30	0	1	3	0	0	1	0				
Making 1st SDSU Start	19	0	1	0	2	1	0	1				

CAREER START CHART (Offense/Defense)

Player, Pos.	Yr.	Career Starts	Consecutive Starts	Yearly Total						
				2024	2023	2022	2021	2020	2019	
Marquez Cooper, RB	Sr.	49	40	8	12	12	13	4	-	
Nate Bennett, WR	Sr.	39	8	8	9	11	11	0	-	
Nate Williams, OL	Sr.	35	32	8	11	13	4	0	-	
Marlem Louis, EDGE	Sr.*	30	0	3	13	10	4	0	RS	
Bryce Phillips, CB	Sr.	30	30	8	11	11	JC	-	-	
Ja'Shaun Poke, WR	Sr.*	25	8	8	0	5	8	4	RS	
Kyle Moretti, LB	Sr.	24	0	2	9	12	1	-	-	
Ross Ulugalu-Maseuli, OL	Jr.	24	8	8	10	6	RS	-	-	
Brayden Bryant, OL	Sr.	18	8	8	0	10	-	-	-	
Dalesean Staley, S	So.	17	3	6	11	RS	-	-	-	
Tupu Alualu, DL	Sr.	15	3	3	12	JC	JC	-	-	
Louis Brown IV, WR	Jr.	15	0	6	7	2	-	-	-	
Cody Moon, LB	Sr.	15	0	1	5	9	0	-	-	
Mekhi Shaw, WR	Sr.	15	2	2	7	5	1	RS	-	
Christian Jones, OL	Jr.	14	8	8	6	0	RS	-	-	
Kenan Christon, RB	Sr.*	13	0	0	10	0	0	0	3	
Trey White, EDGE	So.	9	9	8	1	RS	-	-	-	
Krishna Clay, DL	So.	8	8	8	-	-	-	-	-	
Michael Harrison, TE	Sr.	8	2	2	4	2	0	RS	-	
Chris Johnson, CB	Jr.	8	8	8	0	0	-	-	-	
Myles Murao, OL	Jr.	8	0	2	6	0	RS	-	-	
Eric Butler, S	Jr.	7	5	7	0	0	-	-	-	
Deshawn McCuin, S	Sr.*	7	0	4	2	0	1	0	RS	
Danny O'Neil, QB	Fr.	7	5	7	-	-	-	-	-	

Player, Pos.	Yr.	Career Starts	Consecutive Starts	Yearly Total						
				2024	2023	2022	2021	2020	2019	
Owen Chambliss, LB	Fr.	6	0	6	RS	-	-	-	-	
Tano Letuli, LB	So.	6	2	6	0	-	-	-	-	
Jude Wolfe, TE	Sr.*	6	0	6	0	0	0	0	RS	
Josh Hunter, S	So.	5	0	0	5	RS	-	-	-	
Jaylan Armstead, RB	Sr.	4	0	0	2	2	0	RS	-	
Sam Benjamin, DL	Jr.	4	0	4	0	0	-	-	-	
Joseph Barjon, OL	Jr.	4	0	1	3	0	-	-	-	
Brady Nassar, EDGE	So.	4	1	4	0	-	-	-	-	
Tevis Tuioti, DL	Sr.	4	1	4	0	0	0	RS	-	
JD Coffey II, S	Sr.	3	0	2	1	0	0	-	-	
Ezekiel Larry, EDGE	So.	3	0	0	3	RS	-	-	-	
Phillippe Wesley, WR	Jr.	3	0	0	3	0	RS	-	-	
William Nimmo Jr., S	Sr.*	2	0	1	1	0	0	0	-	
Brady Anderson, LB	Jr.	1	0	0	1	RS	0	-	-	
Cam Davis, RB	Jr.	1	0	0	1	0	RS	-	-	
DJ Herman, LB	Jr.	1	1	1	0	0	RS	-	-	

* - Utilizing extra year of eligibility offered by the NCAA due to COVID-19 pandemic

2024 MISCELLANEOUS STATISTICS

MISCELLANEOUS

Game	Coin Toss	KO/Receive	1st Off. Play	1st Off. Poss	1st Def. Poss.	Game Time	Game Length	Jersey	Pants	Result
A&M-Commerce	TAMUC won, def.	Receive	Cooper rush	Punt	TO on Downs	5:05 p.m. PT	3:21	Black	Black	W, 45-14
Oregon State	OSU won, def.	Receive	O'Neil pass (inc.)	Punt	Touchdown	7:37 p.m. PT	3:00	Black	Black	L, 0-21
at California	CAL won, rec.	KO	Cooper rush	Punt	Punt	7:35 p.m. PT	3:28	White	Black	L, 10-31
at Central Michigan	SDSU won, def.	KO	Cooper rush	TO on Downs	Field Goal	3:32 p.m. ET	3:32	White	Black	L, 21-22
Hawai'i	UH won, def.	Receive	O'Neil pass (comp.)	Punt	Punt	5:02 p.m. PT	3:28	Black	Black	W, 27-24
at Wyoming	WYO won, def.	Receive	O'Neil pass (inc.)	Punt	Punt	1:32 p.m. MT	3:36	White	Black	W, 27-24
vs. Washington State	WSU won, def.	Receive	O'Neil pass (comp.)	Punt	Touchdown	7:38 p.m. PT	3:32	Black	Black	L, 26-29
at Boise State	BSU won, def.	Receive	O'Neil pass (inc.)	Punt	Touchdown	6:10 p.m. MT	3:12	White	Black	L, 24-56

AVERAGE STARTING FIELD POSITION

Category	San Diego State	Opponents
Drives Started	94	94
Cumulative Starting Yard Line	2,993	2,427
Average Field Position	Own 31.84	Own 25.82
Drives Started in Opponent Territory/Att. to Score	9/8	5/5
Scores/Touchdowns, Field Goals	5/2,3	3/2,1
Points	23	17
Drives Started Inside/At Own 25	21/27	31/25
Points Scored (TDs/FGs)	72 (9/3)	144 (19/4)

* - kick/punt returns for a touchdown not included. & - overtime possessions not included

SDSU OFFENSIVE POSSESSIONS (DEF/ST SCORES NOT INCLUDED)

Game	Poss.	TD	FG	MFG	Punt	TO	Clock	Downs	3&Out*	PPP^
A&M-Comm.++	11	4	1	1	3	0	0	2	2	2.45
Oregon State	12	0	0	0	8	1	2	0	5	0.00
at California	13	1	1	0	6	2	2	1	3	0.69
at Central Michigan	13	3	0	2	5	0	2	1	3	1.38
Hawai'i	10	3	2	0	5	0	0	0	3	2.40
at Wyoming+	13	2	2	0	7	1	0	1	3	1.38
Washington State	11	3	2	0	4	1	0	1	3	2.18
at Boise State	11	3	1	0	4	2	1	0	6	1.91

* - less if there is a turnover or end of half; must not have earned a first down or scored points. + - indicates team scored a non-offensive touchdown. & - overtime possession included. # - possession/turnover not included when offense never had ball (turnover on special teams). ^ - PATs/2-pt. not included. • - also includes free kick after a safety. @ - safety included

OPPONENT OFFENSIVE POSSESSIONS (DEF/ST SCORES NOT INCLUDED)

Game	Poss.	TD	FG	MFG	Punt	TO	Clock	Downs	3&Out*	PPP^
A&M-Commerce	13	2	0	0	6	3	1	1	4	0.46
Oregon State	11	3	0	2	5	0	0	0	1	1.64
at California	13	4	1	1	3	1	0	1	2	2.08
at Central Michigan	11	2	3	0	5	1	0	0	1	1.91
Hawai'i	10	3	1	0	5	1	1	1	3	2.10
at Wyoming	15	3	1	1	7	2	1	0	4	1.40
Washington State	11	4	0	0	3	0	2	2	2	2.18
at Boise State+	10	7	0	0	2	0	1	0	2	4.20

* - less if there is a turnover or end of half; must not have earned a first down or scored points. + - indicates team scored a non-offensive touchdown. & - overtime possession included. # - possession/turnover not included when offense never had ball (turnover on special teams). ^ - PATs/2-pt. not included. • - also includes free kick after a safety.

DRIVE ANALYSIS

Game	SDSU		OPPONENT	
	TD	FG	TD	FG
A&M-Commerce	6^^	1	2	0
Oregon State	0	0	3	0
at California	1	1	4	1
at Central Michigan	3	0	2	3
Hawai'i	3	2	3	1
at Wyoming	3^	2	3	1
Washington State	3	2	4	0
at Boise State	3	1	7^	0
TOTALS	11	9	28	6

^ - indicates team scored a non-offensive touchdown. & - overtime drives included

GAME-OPENING DRIVE

Game	SDSU			OPPONENT		
	Pts.	FD	Yds.	Pts.	FD	Yds.
A&M-Commerce	0	0	-9^	0	1	18
Oregon State	0	0	6^	7	3	53
at California	0	1	20	0	0	3
at Central Michigan	0	3	46	3	1	61
Hawai'i	0	1	3	0	0	2^
at Wyoming	0	1	8	0	0	-5^
Washington State	0	1	18	7	3	65
at Boise State	0	0	3^	7	5	66
TOTALS	0	7	95	24	13	263
AVERAGES	0.0	0.9	11.9	3.0	1.6	32.9

^ - indicates possession ended in a 3-and-out

OPENING SECOND-HALF DRIVE

Game	SDSU			OPPONENT		
	Pts.	FD	Yds.	Pts.	FD	Yds.
A&M-Commerce	7	1	66	0	1 ^p	3
Oregon State	0	0	4^	0	1	16
at California	0	0	9^	7	2	85
at Central Michigan	0	0	7^	7	4 ^p	77
Hawai'i	3	2	19	0	0	3
at Wyoming	0	2	27	3	4	50
Washington State	0	0	7^	0	0	-11^
at Boise State	0	0	-6^	7	4	75
TOTALS	10	5	135	24	16	298
AVERAGES	1.3	0.6	16.9	3.0	2.0	37.3

^ - indicates possession ended in a 3-and-out. ^p - indicates first down gained by penalty.

2024 MISCELLANEOUS STATISTICS

SDSU SCORING DRIVES

Opponent	Plays	Drive Yds.	TOP	Type Of Score	Qtr/Time	Drive Start	Scoring Play
A&M-Comm.	16	48	5:27	FG	1st/0:28	SDSU21	Plascencia 50-yd field goal
	6	66	1:54	TD	3rd/11:34	SDSU34	Cooper 47-yd run
	3	62	0:44	TD	3rd/6:36	SDSU38	Brown 44-yd pass f/O'Neil
	7	95	2:17	TD	4th/14:55	SDSU5	Cooper 7-yd run
	7	79	4:28	TD	4th/6:57	SDSU21	Napier 8-yd pass f/O'Neil
Oregon State	N/A						
at California	8	29	3:40	FG	1st/5:42	CAL40	Lopez 29-yd field goal
	7	75	2:28	TD	4th/11:05	SDSU25	Napier 40-yd pass f/Tupou'ata-Johnson
at Central Mich.	6	75	1:56	TD	1st/6:13	SDSU25	Cooper 3-yd run
	4	17	1:07	TD	2nd/12:43	CMU17	Wolfe 5-yd pass f/O'Neil
	3	73	0:53	TD	2nd/3:30	SDSU27	Wolfe 26-yd pass f/O'Neil
Hawai'i	16	53	6:38	FG	1st/5:35	SDSU42	Plascencia 24-yd field goal
	8	55	3:37	TD	2nd/4:49	SDSU45	Cooper 9-yd run
	9	75	1:47	TD	2nd/0:06	SDSU25	Brown 16-yd pass f/O'Neil
	10	19	4:46	FG	3rd/8:33	UH44	Plascencia 43-yd field goal
	8	87	2:30	TD	4th/7:05	SDSU13	Cooper 2-yd run
at Wyoming	4	6	1:21	FG	1st/6:27	WYO10	Plascencia 22-yd field goal
	8	75	3:54	TD	2nd/5:14	SDSU25	Cooper 4-yd run
	4	80	0:49	TD	4th/13:54	SDSU20	Napier 27-yd pass f/O'Neil
	7	77	3:36	FG	4th/7:35	SDSU18	Plascencia 28-yd field goal
Washington St.	10	47	3:32	FG	1st/12:26	SDSU25	Plascencia 46-yd field goal
	10	60	3:32	FG	1st/0:00	SDSU30	Plascencia 28-yd field goal
	6	60	1:41	TD	2nd/0:17	SDSU40	Cooper 7-yd run
	3	43	1:06	TD	3rd/7:05	WSU43	Bennett 27-yd pass f/Napier
	11	69	5:23	TD	4th/13:39	SDSU31	Cooper 1-yd run
at Boise State	8	52	2:19	FG	2nd/9:12	SDSU40	Plascencia 27-yd field goal
	5	65	1:42	TD	2nd/5:58	SDSU35	Cooper 6-yd run
	16	75	5:28	TD	4th/7:35	SDSU25	Napier 30-yd pass f/O'Neil
	7	54	2:21	TD	4th/0:30	SDSU46	Shaw 30-yd pass f/O'Neil

OPPONENT SCORING DRIVES

Opponent	Plays	Drive Yds.	TOP	Type Of Score	Qtr/Time	Drive Start	Scoring Play
A&M-Comm.	10	75	4:08	TD	2nd/0:59	AMC25	Oakmon 1-yd run
	8	65	4:18	TD	3rd/2:17	AMC35	Allison 6-yd pass f/Rodriguez
Oregon State	5	53	1:53	TD	1st/11:47	OSU47	Griffin 16-yd run
	13	98	8:04	TD	4th/14:53	OSU2	Hankerson 15-yd run
	5	42	2:58	TD	4th/4:36	SDSU42	Coufield 21-yd pass f/McCoy
at California	7	69	3:17	TD	1st/2:25	CAL31	Mendoza 8-yd run
	8	85	3:55	TD	3rd/9:36	CAL15	Calloway 7-yd run
	13	90	5:37	TD	3rd/1:30	CAL10	Dyches 20-yd pass f/Mendoza
	5	-5	1:50	FG	4th/13:33	SDSU25	Coe 48-yd field goal
	3	75	1:17	TD	4th/9:48	CAL25	Hunter 15-yd pass f/Mendoza
at Central Mich.	6	61	2:28	FG	1st/12:26	CMU32	Mattson 25-yd field goal
	12	75	5:42	TD	1st/0:31	CMU25	Lukes 8-yd pass f/Labas
	12	59	3:04	FG	2nd/0:26	CMU25	Mattson 34-yd field goal
	15	77	5:52	TD	3rd/5:52	CMU23	Harris 1-yd run
	15	52	1:51	FG	4th/0:05	CMU20	Mattson 46-yd field goal
Hawai'i	15	77	4:49	FG	1st/0:43	UH10	Matsuzawa 30-yd field goal
	6	77	2:50	TD	2nd/1:53	UH23	Hines 23-yd pass f/Schager
	12	75	6:27	TD	3rd/2:06	UH25	Ashlock 6-yd pass f/Schager
	14	89	5:48	TD	4th/9:44	UH11	Cenacle 23-yd pass f/Schager
at Wyoming	2	75	0:41	TD	1st/5:46	WYO25	Sargent 70-yd pass f/Svoboda
	12	75	5:54	TD	1st/9:08	WYO25	Scott 1-yd run
	15	50	4:55	FG	3rd/10:05	WYO25	Hayland 42-yd field goal
	6	78	2:17	TD	3rd/14:50	WYO22	Svoboda 51-yd run
Washington St.	5	65	1:37	TD	1st/12:26	WSU35	Mathers 26-yd pass f/Mateer
	16	74	7:37	TD	2nd/7:19	WSU26	Mateer 1-yd run
	4	80	1:27	TD	4th/12:09	WSU20	Hernandez 34-yd pass f/Mateer
	7	63	3:28	TD	4th/5:03	WSU37	Mateer 2-yd run
at Boise State	8	66	3:35	TD	1st/10:34	BSU34	Caples 18-yd pass f/Madsen
	10	75	5:48	TD	1st/1:39	BSU25	Caples 19-yd pass f/Madsen
	9	58	3:34	TD	2nd/11:35	BSU42	Strachan 14-yd pass f/Madsen
	13	75	5:36	TD	2nd/0:22	BSU25	Caples 14-yd pass f/Madsen
	9	75	4:47	TD	3rd/10:13	BSU25	Jeanty 4-yd run
	13	90	6:27	TD	4th/13:03	BSU25	Jeanty 4-yd run
	8	75	4:32	TD	4th/7:35	BSU25	Crowe 2-yd run

2024 MISCELLANEOUS STATISTICS

	San Diego State	Opponents
TOTAL SCORE	180	221
Time Spent in the Lead (<i>Tied 78:36</i>)	159:23	236:47
Total Plays - Yards	511-2,636	588-3,164
Plus Territory: Plays-Yards	187-981	231-1,162
Drives with Plays in Plus Territory (<i>OT not included</i>)	49-of-94	48-of-94
First Down Plays/Yards	209/1,072	252/1,222
Average on First Down	5.13	4.85
Rushes-Yards (Avg.)	111-407 (3.7)	147-748 (5.09)
Passes-Yards (Avg.)	92-565 (6.1)	97-474 (4.9)
First Down Sacked-Yards (recorded as a rush)	9-(-50)	9-(-41)
First Down Penalties by Opponent-Yards	7-64	12-134
First Down Penalties by Offense-Yards	22-180	18-144
First Downs Made	41	47
First Down Turnovers	3	5
First Down Touchdowns	9	11
Third Down Efficiency (Pct.)	36-115 (31.3)	54-120 (45.0)
Rushing (Pct.)	13-36 (36.1)	25-44 (56.8)
Passing (Pct.)	23-73 (31.5)	28-69 (40.6)
Third Down Sacked-Yards (recorded as a rush)	6-(-52)	8-(-43)
Conversion Penalties	4	6
Third Down Penalties by Opponent-Yards	4-47	7-90
Third Down Penalties by Offense-Yards	9-60	5-35
Yards Gained	714	719
Average Yards Gained/Att.	6.21	5.99
3rd & Long (9 or more yards)	13-75 (17.3%)	15-65 (23.08%)
3rd & Short (4 or fewer yards)	14-29 (48.3%)	27-43 (62.79%)
Third Down Turnovers	3	1
Third Down Touchdowns	5	2
Fourth Down Efficiency (yards)	14-22 (136)	12-20 (121)
Three and Outs or Less (Must Have Earned 1st Down or Scored)	28	25
Opponent Turnovers-Points (per Turnover)	10-52 (5.2)	7-21 (3.0)
* - indicates an additional turnover gained in overtime		
Scores-Times in the Red Zone (Points)	18-23 (98)	25-26 (158)
Plays-Yards	71-149	74-318
Third Down Efficiency	3-16	3-12
Scores-Times in Goal to Go (Points)	14-16 (78)	14-14 (85)
Plays-Yards	35-75	38-67
Explosive Plays (20-Plus Yards)	34	27
Rushing	10	9
Passing	24	18
Yards by Quarter:		
First	574	815
Second	781	771
Third	493	781
Fourth	788	797

FIRST DOWNS EARNED

Name	Pass	Receive	Rush	Total
Armstead	0	1	1	2
Bennett	0	6	0	6
Brown IV	0	16	0	16
Chambliss	0	1	0	1
Cooper	0	3	38	41
Davis	0	0	4	4
Harrison	0	4	0	4
Herman	1	0	0	1
O'Neil	61	0	3	64
Napier	1	9	0	10
Pastula	1	0	0	1
Poke	0	17	0	17
Shaw	0	4	0	4
Tupou'ata-Johnson	8	0	1	9
White	0	0	1	1
Wolfe	0	5	0	5

2024 MISCELLANEOUS STATISTICS

RESULT OF SAN DIEGO STATE TURNOVERS

Opponent	Qtr.	Turnover (Player)	Defender	Led To	Pts.*
Oregon State	3	Fumble (O'Neil)	Kane (FF), Taylor (FR)	Touchdown	7
at California	2	Interception (Tupou'ata-Johnson)	Williams (INT)	Missed FG	0
	4	Interception (Tupou'ata-Johnson)	Harris (INT)	TO on Downs	0
at Wyoming	2	Interception (O'Neil)	Shay (INT)	Missed FG	0
Washington St.	4	Interception (O'Neil)	Al-Uqadah (INT)	Touchdown	8
at Boise State	1	Interception (O'Neil)	McCoy (INT)	Touchdown	7
	1	Interception (O'Neil)	Teubner (INT)	Touchdown	7

San Diego State's 7 turnover resulted in 29 points for its opponents.
+ - indicates turnover was gained in overtime

RESULT OF OPPONENT TURNOVERS

Opponent	Qtr.	Turnover (Player)	Defender	Led To	Pts.*
A&M-Comm.	2	Fumble (Wilson)	Johnson (FF), Clay (FR)	Punt	0
	3	Fumble (Rodriguez)	White (FF), Letuli (FR)	Touchdown	6
	4	Interception (Rodriguez)	Coffey (INT)	Touchdown	7
at California	2	Interception (Mendoza)	Letuli (INT)	Punt	0
at Central Mich.	2	Fumble (Kent)	Johnson (FF), Anderson (FR)	Touchdown	7
Hawai'i	2	Interception (Schager)	Whitmore (INT)	Touchdown	7
at Wyoming	1	Interception (Svoboda)	Johnson (INT)	Field Goal	3
	1	Interception	Butler (INT)	Touchdown	7

Opponent's 8 turnovers resulted in 37 points for San Diego State
+ - indicates turnover was gained in overtime

TURNOVER ANALYSIS

	TO	Opp. Pts.	TD/FG	Pts./TO*
San Diego State	7	29	4/0	4.14
Opponent	9	40	5/2	4.44

+ - indicates an additional turnover was lost in overtime

TURNOVERS LOST

Name	TO's Lost	Fum.	Int.	Points	^PPT
Danny O'Neil	5	1	4	29	5.8
Javance Tupou'ata Johnson	2	0	2	0	0.0
TOTALS	7	1	6	29	4.14

TO'S Lost - turnovers lost. Fum. - fumbles lost. Int. - Interceptions thrown. Points - points scored by the opponent after a turnover. ^PPT - points per turnover scored by the opponent (does not include turnovers gained in overtime). NOTE: Total turnovers equals FUM and INT.

TURNOVERS GAINED

Name	#TAPO	FF	FR	Int.	Points	^PPT
Anderson	1	0	1	0	3.5	3.50
Butler	1	0	0	1	7.0	7.0
Clay	1	0	1	0	0	0.00
Coffey	1	0	0	1	7	7.00
Johnson	3	2	0	1	6.5	2.17
Letuli	2	0	1	1	3	1.75
Phillips	1	0	0	1	0	0.00
White	1	1	0	0	3	3.50
Whitmore	2	0	1	1	10	7.00
TOTALS	13	3	4	4	40	3.08

#TAPO - turnovers a part of (FF, FR, Int.). FF - forced fumbles, FR - fumbles recovered. Int. - Interceptions. Points - points scored off an opponent's turnover (NOTE: fumbles forced and fumbles recovered are each awarded half the points for SDSU's score ex.: a touchdown and PAT after a fumble gives each player 3.50 points). ^PPT - points per turnover scored by SDSU (+ - indicates an additional turnover was gained in overtime. * - total turnovers equals FR and Int.)

2024 MISCELLANEOUS STATISTICS

SAN DIEGO STATE BIG OFFENSIVE PLAYS (20+ YARDS) (33 overall)

Game	Player	Type	Down & Dist.	Yards
A&M-Commerce (7)	O'Neil/Brown IV	Pass	2nd & 4	39
	Cooper	Rush	3rd & 2	47
	O'Neil/Brown IV	Pass	1st & 10	44
	Cooper	Rush	1st & 10	38
	O'Neil/Napier	Pass	3rd & 4	29
	O'Neil	Rush	1st & 10	28
Oregon State (2)	Cooper	Rush	2nd & 6	28
	O'Neil/Cooper	Pass	3rd & 12	21
Oregon State (2)	O'Neil/Brown IV	Pass	1st & 10	35
	Tupou'ata-Johnson/Poke	Pass	1st & 10	20
at California (2)	Tupou'ata-Johnson/Napier	Pass	3rd & 4	40
at Central Mich. (5)	O'Neil/Bennett	Pass	3rd & 8	34
	O'Neil/Brown IV	Pass	2nd & 17	43
	Cooper	Rush	1st & 10	47
	O'Neil/Wolfe	Pass	2nd & 10	26
	O'Neil/Brown IV	Pass	2nd & 9	41
Hawai'i (3)	O'Neil/Brown IV	Pass	1st & 10	30
	Cooper	Rush	1st & 10	31
	O'Neil/Bennett	Pass	2nd & 10	48
at Wyoming (5)	O'Neil/Wolfe	Pass	1st & 10	32
	O'Neil/Napier	Pass	3rd & 10	53
	O'Neil/Napier	Pass	1st & 10	27
	O'Neil/Bennett	Pass	1st & 10	41
	Cooper	Rush	1st & 10	26
Washington St. (5)	Herman/Poke	Pass	4th & 4	21
	Davis	Rush	1st & 15	38
	Napier/Bennett	Pass	1st & 10	27
	Cooper	Rush	2nd & 4	20
	O'Neil/Napier	Pass	3rd & 9	31
at Boise State (4)	O'Neil/Napier	Pass	3rd & 13	40
	Cooper	Rush	2nd & 10	42
	O'Neil/Napier	Pass	4th & 5	30
	O'Neil/Shaw	Pass	3rd & 12	30

RED indicates touchdown scored on the play

OPPONENT BIG OFFENSIVE PLAYS (20+ YARDS) (29 overall)

Game	Player	Type	Down & Dist.	Yards
A&M-Commerce (2)	Rodriguez/Bilbo	Pass	3rd & 4	27
	Oakmon	Rush	1st & 10	24
Oregon State (3)	Johnson	Rush	1st & 10	23
	McCoy/Walker	Pass	3rd & 11	41
	McCoy/Caufield	Pass	3rd & 3	21
at California (5)	Thomas	Rush	2nd & 6	37
	Thomas	Rush	3rd & 1	57
	Mendoza/Grizzell	Pass	3rd & 10	21
	Mendoza/Dyches	Pass	1st & 10	20
	Calloway	Rush	2nd & 10	60
at Central Mich. (3)	Labas/Harris	Pass	2nd & 10	60
	Chapeau/Whiteside	Pass	4th & 3	23
	Labas/Lukes	Pass	2nd & 8	43
Hawai'i (3)	Schager/Cenacle	Pass	2nd & 10	20
	Schager/Hines	Pass	1st & 10	23
	Schager/Cenacle	Pass	2nd & 12	23
at Wyoming (4)	Svoboda/Sargent	Pass	2nd & 5	70
	Scott	Rush	1st & 10	27
	Svoboda	Rush	1st & 10	51
	Svoboda	Rush	1st & 10	24
Washington St. (5)	Williams	Rush	1st & 10	22
	Mateer/Mathers	Pass	2nd & 8	26
	Mateer/Meredith	Pass	3rd & 5	25
	Mateer/Williams	Pass	2nd & 1	33
	Mateer/Hernandez	Pass	2nd & 6	34
at Boise State (2)	Jeanly	Rush	1st & 10	35
	Madsen/Strachan	Pass	3rd & 5	22

RED indicates touchdown scored on the play

SAN DIEGO STATE BIG OFFENSIVE PLAYS (20+ YARDS)

Name	Total	Rushing	Receiving	20-29	30-39	40-49	50-59	60-69	70-79	80-89	90-99
Nate Bennett, WR	4		4	1	1	2					
Louis Brown IV, WR	4		4		1	3					
Marquez Cooper, RB	8	8		3	2	3					
Cam Davis, RB	1	1			1						
Jordan Napier, WR	7		7	2	2	2	1				
Danny O'Neil, QB	1	1		1							
Ja'Shaun Poke, WR	2		2	2							
Mekhi Shaw, WR	1		1		1						
Jude Wolfe, TE	2		2	1	1						
SDSU TOTALS	30	10	15	10	9	10	1				
OPPONENT	24	9	15	15	4	1	1	2	1		

2024 MISCELLANEOUS STATISTICS

SEASON HIGHS

POINTS SCORED

12, Marquez Cooper vs. A&M-Commerce (Aug. 31)
12, Jude Wolfe at Central Michigan (Sept. 28)
12, Marquez Cooper vs. Hawai'i (Oct. 5)
12, Marquez Cooper vs. Washington State (Oct. 26)

TOUCHDOWNS SCORED

2, Marquez Cooper vs. A&M-Commerce (Aug. 31)
2, Jude Wolfe at Central Michigan (Sept. 28)
2, Marquez Cooper vs. Hawai'i (Oct. 5)
2, Marquez Cooper vs. Washington State (Oct. 26)

MOST RUSHING ATTEMPTS

34, Marquez Cooper at Central Michigan (Sept. 28)
30, Marquez Cooper vs. Hawai'i (Oct. 5)
27, Marquez Cooper vs. A&M-Commerce (Aug. 31)

MOST RUSHING YARDS

223, Marquez Cooper vs. A&M-Commerce (Aug. 31)
111, Marquez Cooper at Central Michigan (Sept. 28)
109, Marquez Cooper vs. Hawai'i (Oct. 5)

MOST RUSHING TOUCHDOWNS

2, Marquez Cooper vs. A&M-Commerce (Aug. 31)
2, Marquez Cooper vs. Hawai'i (Oct. 5)
2, Marquez Cooper vs. Washington State (Oct. 26)

LONGEST RUSH

47, Marquez Cooper vs. A&M-Commerce (Aug. 31)
47, Marquez Cooper at Central Michigan (Sept. 28)
42, Marquez Cooper at Boise State (Nov. 1)
38, Marquez Cooper vs. A&M-Commerce (Aug. 31)
38, Cam Davis vs. Washington State (Oct. 26)

MOST PASSING ATTEMPTS

34, Danny O'Neil vs. Washington State (Oct. 26)
33, Danny O'Neil vs. A&M-Commerce (Aug. 31)
33, Danny O'Neil vs. Hawai'i (Oct. 5)
30, Danny O'Neil at Boise State (Nov. 1)
29, J. Tupou'ata-Johnson at California (Sept. 14)

MOST PASSING COMPLETIONS

24, Danny O'Neil vs. Hawai'i (Oct. 5)
22, Danny O'Neil vs. A&M-Commerce (Aug. 31)
22, Danny O'Neil vs. Washington State (Oct. 26)

MOST PASSING YARDS

254, Danny O'Neil at Wyoming (Oct. 12)
246, Danny O'Neil at Central Michigan (Sept. 28)
224, Danny O'Neil vs. Hawai'i (Oct. 5)
214, Danny O'Neil vs. A&M-Commerce (Aug. 31)
195, Danny O'Neil vs. Washington State (Oct. 26)

MOST PASSING TOUCHDOWNS

2, Danny O'Neil vs. A&M-Commerce (Aug. 31)
2, Danny O'Neil at Central Michigan (Sept. 28)
2, Danny O'Neil at Boise State (Nov. 1)
1, five times (four by O'Neil, one by Napier)

LONGEST PASS

53, Danny O'Neil at Wyoming (Oct. 12)
48, Danny O'Neil vs. Hawai'i (Oct. 5)
44, Danny O'Neil vs. A&M-Commerce (Aug. 31)
43, Danny O'Neil at Central Michigan (Sept. 28)
41, 2x, last: Danny O'Neil at Wyoming (Oct. 12)

MOST RECEPTIONS

10, Ja' Shaun Poke vs. Washington State (Oct. 26)
10, Louis Brown IV at Central Michigan (Sept. 28)
8, Ja' Shaun Poke at Wyoming (Oct. 12)
8, Jordan Napier at Boise State (Nov. 1)

MOST RECEIVING YARDS

149, Louis Brown IV at Central Michigan (Sept. 28)
91, Louis Brown IV vs. A&M-Commerce (Aug. 31)
91, Jordan Napier at Wyoming (Oct. 12)
80, Ja' Shaun Poke vs. Washington State (Oct. 26)
79, Jordan Napier at Boise State (Nov. 1)

MOST RECEIVING TOUCHDOWNS

2, Jude Wolfe at Central Michigan (Sept. 28)
1, 8x, last: Mekhi Shaw at Boise State (Nov. 1)

LONGEST RECEPTION

53, Jordan Napier at Wyoming (Oct. 12)
48, Nate Bennett vs. Hawai'i (Oct. 5)
44, Louis Brown IV vs. A&M-Commerce (Aug. 31)
43, Louis Brown IV at Central Michigan (Sept. 28)
41, 2x, last: Nate Bennett at Wyoming (Oct. 12)

MOST FIELD GOALS

2, Gabriel Plascencia vs. Hawai'i (Oct. 5)
2, Gabriel Plascencia at Wyoming (Oct. 12)
2, Gabriel Plascencia vs. Washington St. (Oct. 26)

LONGEST FIELD GOAL

50, Gabriel Plascencia vs. A&M-Commerce (Aug. 31)
46, Gabriel Plascencia vs. Washington St. (Oct. 26)
43, Gabriel Plascencia vs. Hawai'i (Oct. 5)
29, Nick Lopez at California (Sept. 14)

MOST PUNTS

7, Tyler Pastula vs. Oregon State (Sept. 7)
7, Tyler Pastula at Wyoming (Oct. 12)
6, Tyler Pastula at California (Sept. 14)

HIGHEST PUNTING AVERAGE

50.2, Tyler Pastula at Boise State (Nov. 1)
48.6, Tyler Pastula vs. Oregon State (Sept. 7)
47.6, Tyler Pastula vs. Hawai'i (Oct. 5)

LONGEST PUNT

79, Tyler Pastula at Boise State (Nov. 1)
75, Tyler Pastula at Wyoming (Oct. 12)
65, Tyler Pastula vs. Hawai'i (Oct. 5)

LONGEST PUNT RETURN

16, Jordan Napier at Wyoming (Oct. 12)
15, Mekhi Shaw vs. Hawai'i (Oct. 5)
14, Mekhi Shaw at Boise State (Nov. 1)

MOST PUNT RETURN YARDS

22, Mekhi Shaw vs. Hawai'i (Oct. 5)
16, Jordan Napier at Wyoming (Oct. 12)
14, 2x, last: Mekhi Shaw at Boise State (Nov. 1)

LONGEST KICKOFF RETURN

46, Chris Johnson at Boise State (Nov. 1)
44, Ja' Shaun Poke vs. A&M-Commerce (Aug. 31)
35, Ja' Shaun Poke vs. Hawai'i (Oct. 5)

MOST KICKOFF RETURN YARDS

61, Ja' Shaun Poke vs. Washington State (Oct. 26)
46, Ja' Shaun Poke vs. A&M-Commerce (Aug. 31)
46, Chris Johnson at Boise State (Nov. 1)

MOST ALL-PURPOSE YARDS

233, Marquez Cooper vs. A&M-Commerce (Aug. 31)
149, Louis Brown IV at Central Michigan (Sept. 28)
142, Ja' Shaun Poke vs. Washington State (Oct. 26)
137, Marquez Cooper vs. Hawai'i (Oct. 5)
111, Marquez Cooper at Central Michigan (Sept. 28)

MOST TACKLES

15, JD Coffey III at Central Michigan (Sept. 28)
10, Tano Letuli vs. Washington State (Oct. 26)
10, Tano Letuli at Boise State (Nov. 1)
9, Chris Johnson vs. Oregon State (Sept. 7)
8, 4x, last: Tano Letuli vs. Washington St. (Oct. 26)

MOST SACKS

3.0, Trey White at Central Michigan (Sept. 28)
3.0, Trey White vs. Hawai'i (Oct. 5)
2.5, Trey White at California (Sept. 14)
2.0, Trey White at Wyoming (Oct. 12)

MOST TACKLES FOR LOSS

4.0, Trey White at Central Michigan (Sept. 28)
4.0, Trey White vs. Hawai'i (Oct. 5)
3.0, Trey White at Wyoming (Oct. 12)
2.5, Trey White at California (Sept. 14)
1.5, 2x, last: Tupu Alualu at California (Sept. 14)

MOST INTERCEPTIONS

1, JD Coffey III vs. A&M-Commerce (Aug. 31)
1, Tano Letuli at California (Sept. 14)
1, Bryce Phillips at Central Michigan (Sept. 28)
1, Jelani Whitmore vs. Hawai'i (Oct. 5)
1, Chris Johnson at Wyoming (Oct. 12)
1, Eric Butler at Wyoming (Oct. 12)

LONGEST INTERCEPTION RETURN

68, Bryce Phillips at Central Michigan (Sept. 28)
45, JD Coffey III vs. A&M-Commerce (Aug. 31)
43, Eric Butler at Wyoming (Oct. 12)
42, Chris Johnson at Wyoming (Oct. 12)
20, Tano Letuli at California (Sept. 14)

RED indicates touchdown scored on play

THIRD DOWN EFFICIENCY ANALYSIS

	Total	Pct.	1	2	3	4	5	6	7	8	9	10	11+	Longest Converted
SAN DIEGO STATE	36-115	31.30	3-4	2-4	2-5	4-11	4-11	3-9	1-6	4-12	3-7	1-4	4-23	3rd & 13 at BSU, twice
OPPONENTS	54-120	45.00	14-16	2-7	7-10	7-11	5-10	3-9	5-9	2-8	1-5	5-9	4-24	3rd & 13 vs. UH

GOAL TO GO

	No.	Score	TD	FG	MFG	Downs	TOs	Half	Game	Points^	PPP
SAN DIEGO STATE	11	10	8	2	0	0	1	0	0	55	5.00
OPPONENTS	14	14	12	2	0	0	0	0	0	79	5.64

^ - does not include PAT. PPP - points per possession

PUNT ANALYSIS

	Punts	Yards	Avg.	TB	Returns	Yards	Avg.	Net Avg.	Pct. Not Returned	In 20	In 10	In 5	Opp. Territory No.	Yds.	Adj. 50 & Out No.	Avg.
Tyler Pastula	41	1,870	45.6	6	11	56	5.1	41.3	73.17	13	7	3	7	289	34	46.5
TEAM (blocked punts)	1	4	4.0	0	0	0	0	0	0.00	0	0	0	0	0	0	0.0
TOTAL	42	1,874	44.6	6	11	56	5.1	40.4	73.81	13	7	3	7	289	34	46.6
OPPONENTS	32	1,282	40.1	1	13	70	5.4	37.3	59.38	8	2	0	3	96	29	40.9

Returns - times the opponent returned a punt. Yards - yards for the returned punts. Avg. - yards per returned punt. Pct. Not Returned - percent of punts that were not returned. In 20 - inside the 20. In 10 - inside the 10. In 5 - inside the 5. Opp. Territory - number and yards of punts inside opponents territory. Adj. 50 & Out - punt average excluding punts inside opponents territory.

KICKOFF ANALYSIS

	Total	RET	FC	MUF	NA	TB	In 20	In 25	OB	OnS	Squib	Total YL	Return YL	AFP	AFP w/R
Gabriel Plascencia	32	12	5	0	19	14	5	7	2	1	0	822	296	25.69	24.67
Nick Lopez	6	2	1	1	4	3	0	1	0	0	0	157	52	26.17	26.00
TOTAL	38	14	6	1	23	17	5	8	2	1	0	979	328	25.76	25.23
OPPONENTS	43	15	0	1	26	26	4	8	2	0	0	1,187	397	27.60	26.47

Does not include penalties. RET - no. of returns. FC - fair catch. MUF - muffed. NA - no attempt at a return. TB - touchback. In 20 - inside 20. In 25 - inside 25. OB out of bounds. OnS - onsides (does not count for AFP or AFP w/R). Squib - squibs. Total YL - opponent total yard line. Return YL - opponent total yard line on returns. AFP - average field position on kickoffs. AFP w/R - average position on returned kickoffs

LAST TIME IT HAPPENED

TEAM

Scored, 60 or More Points
Scored, 50 or More Points
Scored, 40 or More Points
Scored, 30 or More Points

Total Offense, 600 Yards or More
Total Offense, 500 Yards or More
Total Offense, 400 Yards or More

Total Offense, 85 or More Plays
Total Offense, 75 or More Plays
30 or More First Downs
25 or More First Downs

Two-Point Conversion

Rushing, 500 Yards or More
Rushing, 400 Yards or More
Rushing, 300 Yards or More
Rushing, 80 or More Attempts
Rushing, 70 or More Attempts
Rushing, 60 or More Attempts
Rushing, 50 or More Attempts
Rushing, 7 or More Touchdowns
Rushing, 6 or More Touchdowns
Rushing, 5 or More Touchdowns
Rushing, 4 or More Touchdowns

Passing, 500 Yards or More
Passing, 400 Yards or More
Passing, 300 Yards or More
Passing, 50 or More Attempts
Passing, 40 or More Attempts
Passing, 30 or More Attempts
Passing, 30 or More Completions
Passing, 25 or More Completions
Passing, 20 or More Completions
Passing, 6 or More Touchdowns
Passing, 5 or More Touchdowns

Shut Out
Shut Out Through 3 Quarters
Shut Out Through Halftime
Shut Out Through 1 Quarter

Recorded a Safety
Allowed No Offensive Touchdowns

Allowed 200 Yards or Less Total Offense
Allowed 100 Yards or Less Total Offense

Allowed 50 Yards or Less Rushing
Allowed 100 Yards or Less Rushing
Allowed 100 Yards or Less Passing

Allowed 10 First Downs or Fewer

Did Not Commit a Turnover
Recorded 6 or More Turnovers
Recorded 5 or More Turnovers
Intercepted 5 or More Passes
Intercepted 4 or More Passes
Intercepted 3 or More Passes
Recovered 4 Fumbles
Recovered 3 Fumbles

San Diego State

Nov. 3, 1990 vs. Utah (66)
Nov. 4, 2017 at San José State* (52)
Aug. 31, 2024 vs. A&M-Commerce (45)
Aug. 31, 2024 vs. A&M-Commerce (45)

Nov. 4, 2017 at San José State* (648)
Oct. 31, 2020 at Utah State* (570)
Oct. 26, 2024 vs. Washington State (414)

Oct. 26, 2013 vs. No. 15 Fresno State* (87)
Nov. 25, 2023 vs. Fresno State* (79)
Dec. 21, 2021 vs. No. 24/25 UTSA (31)
Dec. 21, 2021 vs. No. 24/25 UTSA (31)

Aug. 31, 2024 vs. A&M-Commerce

Nov. 4, 2017 at San José State* (554)
Oct. 31, 2020 at Utah State* (407)
Sept. 2, 2023 vs. Idaho State (302)
Has not occurred
Nov. 4, 2017 at San José State* (71)
Nov. 4, 2017 at San José State* (71)
Nov. 25, 2023 vs. Fresno State (53)
Sept. 14, 1991 vs. Pacific (7)
Nov. 4, 2017 at San José State* (6)
Nov. 4, 2017 at San José State* (6)
Sept. 2, 2023 vs. Idaho State (4)

Nov. 20, 2010 vs. No. 25 Utah* (528)
Dec. 17, 2011 vs. La.-Lafayette (413)
Dec. 24, 2022 vs. Middle Tennessee (309)
Aug. 31, 2013 vs. Eastern Illinois (64)
Oct. 26, 2024 vs. Washington State (41)
Nov. 1, 2024 at Boise State* (30)
Nov. 6, 2020 vs. San José State* (30)
Oct. 26, 2024 vs. Washington State (28)
Oct. 5, 2024 vs. Hawai'i* (24)
Oct. 24, 2009 at Colorado State* (6)
Oct. 24, 2009 at Colorado State* (6)

Aug. 31, 2019 vs. Weber State (W, 6-0)
Sept. 24, 2022 vs. Toledo (W, 17-14)
Nov. 26, 2022 vs. Air Force* (L, 3-13)
Aug. 31, 2024 vs. A&M-Commerce (W, 45-14)

Sept. 2, 2023 vs. Idaho State (W, 36-28)
Oct. 21, 2023 vs. Nevada* (L, 0-6)

Aug. 31, 2024 vs. A&M-Commerce (180)
Oct. 3, 2015 vs. Fresno State* (89)

Sept. 2, 2023 vs. Idaho State (22)
Aug. 31, 2024 vs. A&M-Commerce (63)
Oct. 21, 2023 vs. Nevada* (98)

Nov. 18, 2022 at New Mexico (9)

Sept. 28, 2024 at Central Michigan
Sept. 5, 2015 vs. San Diego (6)
Dec. 24, 2022 vs. Middle Tennessee (5)
Sept. 5, 2015 vs. San Diego (5)
Dec. 17, 2016 vs. Houston (4)
Sept. 2, 2023 vs. Idaho State (3)
Dec. 23, 2014 vs. Navy (4)
Oct. 14, 2023 at Hawai'i* (3)

Opponent

Nov. 26, 2016 vs. Colorado State* (63)
Nov. 1, 2024 at Boise State* (56)
Nov. 1, 2024 at Boise State* (56)
Nov. 1, 2024 at Boise State* (56)

Sept. 10, 2016 vs. California (604)
Nov. 1, 2024 at Boise State* (541)
Nov. 1, 2024 at Boise State* (541)

Dec. 23, 2017 vs. Army West Point (91)
Nov. 1, 2024 at Boise State* (80)
Nov. 1, 2024 at Boise State* (34)
Sept. 3, 2022 vs. Arizona (25)

Oct. 26, 2024 vs. Washington State

Has not occurred
Dec. 23, 2017 vs. Army West Point (440)
Sept. 30, 2022 at Boise State (316)
Dec. 23, 2017 vs. Army West Point (87)
Dec. 23, 2017 vs. Army West Point (87)
Nov. 26, 2022 vs. Air Force* (66)
Sept. 7, 2024 vs. Oregon State (51)
Oct. 18, 2008 at New Mexico* (8)
Oct. 18, 2008 at New Mexico* (8)
Sept. 30, 2022 at Boise State* (5)
Sept. 30, 2023 at Air Force* (4)

Sept. 10, 2016 vs. California (522)
Oct. 14, 2023 at Hawai'i* (427)
Nov. 1, 2024 at Boise State* (322)
Sept. 2, 2023 vs. Idaho State (63)
Oct. 5, 2024 vs. Hawai'i (44)
Nov. 1, 2024 at Boise State* (34)
Sept. 2, 2023 vs. Idaho State (31)
Nov. 1, 2024 at Boise State* (26)
Oct. 5, 2024 vs. Hawai'i* (26)
Has not occurred
Nov. 26, 2016 vs. Colorado State* (5)

Sept. 7, 2024 vs. Oregon State (L, 0-21)
Sept. 7, 2024 vs. Oregon State (L, 0-21)
Sept. 7, 2024 vs. Oregon State (L, 0-21)
Nov. 1, 2024 at Boise State* (L, 24-56)

Nov. 11, 2023 at Colorado State* (L, 19-22)
Sept. 7, 2024 vs. Oregon State (L, 0-21)

Sept. 7, 2024 vs. Oregon State (179)
Oct. 4, 2008 at TCU* (85)

Nov. 26, 2022 vs. Air Force (-1)
Sept. 7, 2024 vs. Oregon State (72)
Oct. 21, 2023 vs. Nevada* (47)

Sept. 7, 2024 vs. Oregon State (7)

Nov. 1, 2024 at Boise State*
Has not occurred
Has not occurred
Sept. 23, 2016 vs. Utah* (5)
Aug. 31, 2013 vs. Eastern Illinois (4)
Sept. 9, 2023 vs. UCLA (3)
Nov. 16, 2013 at Hawai'i* (4)
Sept. 26, 2015 at Penn State (3)

LAST TIME IT HAPPENED

TEAM

Scored a Defensive Touchdown
Recorded 10 or More Tackles For Loss
Recorded 5 or More Sacks
No Penalties
Time of Possession, 35 plus minutes

San Diego State

Oct. 12, 2024 at Wyoming* (1)
Nov. 4, 2023 vs. Utah State* (12)
Oct. 12, 2024 at Wyoming* (6)
Sept. 23, 2017 at Air Force*
Nov. 25, 2023 vs. Fresno State* (40:51)

Opponent

Nov. 1, 2024 at Boise State* (1)
Sept. 9, 2023 vs. UCLA
Aug. 31, 2018 at No. 13/13 Stanford (5)
Dec. 19, 2018 vs. Ohio
Nov. 1, 2024 at Boise State* (39:32)

INDIVIDUAL

RUSHING

Rushing, 300 Yards or More
Rushing, 250 Yards or More
Rushing, 200 Yards or More
Rushing, 150 Yards or More
Rushing, 100 Yards or More
Had two 100-yard Rushers
Rushing, 40 Times or More
Rushing, 35 Times or More
Rushing, 30 Times or More
Rushing, 25 Times or More
Rushing, 4 Touchdowns or More
Rushing, 3 Touchdowns or More
Rushing, 2 Touchdowns or More
Had a run of 90 yards or More
Had a run of 80 yards or More
Had a run of 70 yards or More
Had a run of 60 yards or More
Had a run of 50 yards or More

300, by Marshall Faulk vs. Hawai'i*, W - 52-28, Nov. 14, 1992
253, by Rashaad Penny at Hawai'i*, W - 28-7, Oct. 28, 2017
223, by Marquez Cooper vs. A&M-Commerce, W - 45-14, Aug. 31, 2024
223, by Marquez Cooper vs. A&M-Commerce, W - 45-14, Aug. 31, 2024
109, by Marquez Cooper vs. Hawai'i*, W - 27-24, Oct. 5, 2024
118, by Jordan Byrd and 116, by Chance Bell at New Mexico State, W - 31-10, Sept. 14, 2019
40, by Lynell Hamilton vs. Wyoming*, W - 25-20, Oct. 25, 2003
36, by Juwan Washington vs. Sacramento State, W - 28-14, Sept. 8, 2018
30, by Marquez Cooper vs. Hawai'i*, W - 27-24, Oct. 5, 2024
25, by Marquez Cooper at Wyoming*, W - 27-24, Oct. 12, 2024
4, by Rashaad Penny vs. Army West Point, L - 35-42, Dec. 23, 2017
3, by Juwan Washington vs. Sacramento State, W - 28-14, Sept. 8, 2018
2, by Marquez Cooper vs. Hawai'i*, W - 27-24, Oct. 5, 2024
95, by Rashaad Penny at Arizona State, W - 30-20, Sept. 9, 2017
81, by Rashaad Penny vs. Army West Point, L - 35-42, Dec. 23, 2017
70, by Jalen Mayden vs. Fresno State*, W - 33-18, Nov. 25, 2023
70, by Jalen Mayden vs. Fresno State*, W - 33-18, Nov. 25, 2023
70, by Jalen Mayden vs. Fresno State*, W - 33-18, Nov. 25, 2023

PASSING

Passing, 500 Yards or More
Passing, 400 Yards or More
Passing, 300 Yards or More
Attempted 50 or More Passes
Attempted 40 or More Passes
Attempted 30 or More Passes
Completed 40 or More Passes
Completed 35 or More Passes
Completed 30 or More Passes
Threw Six Touchdown Passes
Threw Five Touchdown Passes
Threw Four Touchdown Passes
Threw Three Touchdown Passes
Completed a Pass of 80 Yards or More
Completed a Pass of 70 Yards or More
Completed a Pass of 60 Yards or More
Completed a Pass of 50 Yards or More

528, by Ryan Lindley vs. No. 25 Utah*, L - 34-38, Nov. 20, 2010
413, by Ryan Lindley vs. Louisiana-Lafayette, L - 30-32, Dec. 17, 2011
309, by Jalen Mayden vs. Middle Tennessee, L - 23-25, Dec. 24, 2022
63, by Adam Dingwell vs. Eastern Illinois, L - 19-40, Aug. 31, 2013
43, by Jalen Mayden vs. Middle Tennessee, L - 23-25, Dec. 24, 2022
30, by Danny O'Neil at Boise State*, L - 24-56, Nov. 1, 2024
40, by Todd Santos vs. Stanford, L - 40-44, Oct. 17, 1987
36, by Ryan Lindley vs. No. 25 Utah*, L - 34-38, Nov. 20, 2010
33, by Ryan Agnew vs. Fresno State*, W - 17-7, Nov. 15, 2019
6, by Ryan Lindley at Colorado State*, W - 42-28, Oct. 24, 2009
6, by Ryan Lindley at Colorado State*, W - 42-28, Oct. 24, 2009
4, by Ryan Lindley vs. Cal Poly, W - 49-21, Sept. 3, 2011
3, by Jalen Mayden vs. Utah State*, L - 24-32, Nov. 4, 2023
89, by Christian Chapman to Fred Trevillion vs. Boise State*, L - 14-31, Oct. 14, 2017
73, by Jalen Mayden to Kenan Christon vs. Middle Tennessee, L - 23-25, Dec. 24, 2022
69, by Jalen Mayden to Mekhi Shaw at Hawai'i*, W - 41-34, Oct. 14, 2023
53, by Danny O'Neil to Jordan Napier at Wyoming*, W - 27-24, Oct. 12, 2024

RECEIVING

Caught 15 or More Passes
Caught 10 or More Passes
Had 200 or More Yards Receiving
Had 150 or More Yards Receiving
Had 100 or More Yards Receiving
Had two 100-yard Receivers
Caught Three or More TDs
Caught Two or More TDs

15, by DeMarco Sampson at Colorado State*, W - 42-28, Oct. 24, 2009
10, by Ja'Shaun Pake vs. Washington State, L - 26-29, Oct. 26, 2024
257, by DeMarco Sampson at Colorado State*, W - 42-28, Oct. 24, 2009
175, by Jesse Matthews vs. No. 24/25 UTSA, W - 38-24, Dec. 21, 2021
149, by Louis Brown IV at Central Michigan, L - 21-22, Sept. 28, 2024
125, by Gavin Escobar and 102, by Colin Lockett vs. Fresno State, W - 35-28, Dec. 3, 2011
3, by Jesse Matthews at UNLV*, W - 28-20, Nov. 19, 2021
2, by Jude Wolfe at Central Michigan, L - 21-22, Sept. 28, 2024

TOTAL OFFENSE

Had 500 or More Yards Total Offense
Had 400 or More Yards Total Offense
Had 100 Yards Both Passing and Rushing

518, by Ryan Lindley vs. No. 25 Utah, L - 34-38, Nov. 20, 2010
419, by Ryan Lindley vs. Louisiana-Lafayette, L - 30-32, Dec. 17, 2011
229 (passing), 101 (rushing), by Kevin O'Connell at Brigham Young*, L - 16-49, Nov. 6, 2004

SCORING

Accounted for Five or More TDs
Accounted for Four or More TDs
Accounted for Three or More TDs

5, by Ryan Katz vs. Hawai'i*, W - 52-14, Oct. 6, 2012
4, by Jalen Mayden, L - 28-32, Oct. 22, 2022
4, by Jalen Mayden, L - 28-32, Oct. 22, 2022

LAST TIME IT HAPPENED

RETURNS

Returned a Fumble for a Touchdown
 Returned an Interception for a Touchdown
 Returned a Kickoff for a Touchdown
 Returned a Punt for a Touchdown
 Returned a Two-Point Conversion
 Returned a Blocked Punt for a Touchdown
 Returned a Blocked Field Goal for a Touchdown

0, by Tano Letuli vs. A&M-Commerce, W - 45-14, Aug. 31, 2024
 43, by Eric Butler at Wyoming*, W - 27-24, Oct. 12, 2024
 95, by Jordan Byrd vs. San Jose State*, W - 43-27, Nov. 12, 2022
 66, by Jordan Byrd vs. Idaho State, W - 38-7, Sept. 10, 2022
 David Lamar at New Mexico State, W - 26-16, Sept. 28, 2013
 Tyrell Shavers at Boise State*, L - 13-35, Sept. 30, 2022
 Has not happened since start of 2003 season

DEFENSE

Intercepted Three or More Passes
 Intercepted Two or More Passes
 Recovered Three or More Fumbles
 Recovered Two or More Fumbles
 Recorded 15 or More Tackles
 Recorded 10 or More Tackles
 Recorded Three or More Quarterback Sacks
 Recorded Two Quarterback Sacks
 Recorded Four Tackles for Loss
 Recorded Three Tackles for Loss

3, by Luq Barcoo at Colorado State*, W - 24-10, Oct. 5, 2019
 2, by Patrick McMorris vs. Boise State*, W - 27-16, Nov. 26, 2021
 Has not occurred
 2, by Kirk Morrison at New Mexico*, L - 8-15, Nov. 9, 2002
 15, by JD Coffey III at Central Michigan, L - 21-22, Sept. 28, 2024
 10, by Tano Letuli at Boise State*, L - 24-56, Nov. 1, 2024
 3.0, by Trey White vs. Hawai'i*, W - 27-24, Oct 5, 2024
 3.0, by Trey White vs. Hawai'i*, W - 27-24, Oct 5, 2024
 4.0, by Trey White vs. Hawai'i*, W - 27-24, Oct 5, 2024
 4.0, by Trey White vs. Hawai'i*, W - 27-24, Oct 5, 2024

SPECIAL TEAMS

Scored 15 or More Points Kicking
 Scored 10 or More Points Kicking
 Kicked Five or More Field Goals
 Kicked Four or More Field Goals
 Kicked Three or More Field Goals
 Kicked Two Field Goals of 50 or More Yards
 Kicked a 50-yard Field Goal
 Kicked a Punt 70 or More Yards
 Kicked a Punt 60 or More Yards
 Punted Nine or More Times
 Totaled 100 or More Kick Return Yards
 Totaled 100 or More Punt Return Yards
 Blocked a Punt
 Blocked a Field Goal
 Blocked a PAT

15, by Jack Browning vs. Fresno State*, W - 33-18, Nov. 25, 2023
 15, by Jack Browning vs. Fresno State*, W - 33-18, Nov. 25, 2023
 Has not occurred
 4, by Jack Browning vs. Fresno State*, - W, 33-18, Nov. 25, 2023
 4, by Jack Browning vs. Fresno State*, - W, 33-18, Nov. 25, 2023
 51 and 50, by Chris O'Brien vs. New Mexico, W - 37-31, Nov. 17, 1984
 50, by Gabriel Plascencia vs. A&M-Commerce, W - 45-14, Aug. 31, 2024
 79, by Tyler Pastula at Boise State*, L - 24-56, Nov. 1, 2024
 79, by Tyler Pastula at Boise State*, L - 24-56, Nov. 1, 2024
 10, by Jack Browning at Boise State*, L - 13-35, Sept. 30, 2022
 104, by Kenan Christon vs. Boise State*, L - 31-34, Sept. 22, 2023
 106, by Lloyd Mills vs. South Alabama, L - 27-34 (ot), Sept. 19, 2015
 Eric Butler vs. Utah State*, L - 24-32, Nov. 4, 2023
 Cedarius Barfield at Fresno State, L - 28-32, Oct. 29, 2022
 Caden McDonald vs. Utah State, L, 13-46, Dec. 4, 2021

SNAPDRAGON STADIUM RECORDS

TEAM SINGLE-GAME

Points

Most Points

45 vs. Texas A&M-Commerce (W, 45-14), Aug. 31, 2024
 43 vs. San Jose State* (W, 43-27), Nov. 12, 2022
 38 vs. Idaho State (W, 38-7), Sept. 10, 2022
 36 vs. Idaho State (W, 36-28), Sept. 2, 2023
 33 vs. Fresno State* (W, 33-18), Nov. 25, 2023
Opp: 38 by Arizona (L, 20-38), Sept. 3, 2022

Fewest Points Allowed

6 vs. Nevada* (L, 0-6), Oct. 21, 2023
 7 vs. Idaho (W, 38-7), Sept. 10, 2022
 10 vs. UNLV* (W, 14-10), Nov. 5, 2022
 13 vs. Ohio (W, 20-13), Aug. 26, 2023
 13 vs. Air Force* (L, 3-13), Nov. 26, 2022

Most Points / Both Teams

70 vs. San Jose State* (W, 43-27), Nov. 12, 2022
 65 vs. Boise State* (L, 31-34), Sept. 22, 2023
 64 vs. Idaho State (W, 36-28), Sept. 2, 2023
 59 vs. Texas A&M-Commerce (W, 45-14), Aug. 31, 2024
 58 vs. Arizona (L, 20-38), Sept. 3, 2022

Fewest Points / Both Teams

6 vs. Nevada* (L, 0-6), Oct. 21, 2023
 16 vs. Air Force* (L, 3-13), Nov. 26, 2022
 21 vs. Oregon State (L, 0-21), Sept. 7, 2024
 24 vs. UNLV* (W, 14-10), Nov. 5, 2022
 30 vs. Hawai'i* (W, 16-14), Oct. 8, 2022

Largest Margin of Victory

31 vs. Texas A&M-Commerce (W, 45-14), Aug. 31, 2024
 31 vs. Idaho (W, 38-7), Sept. 10, 2022
 16 vs. San Jose State (W, 43-27), Nov. 12, 2022
 15 vs. Fresno State* (W, 33-18), Nov. 25, 2023
 8 vs. Idaho State (W, 36-28), Sept. 2, 2023

Largest Margin of Defeat

25 vs. UCLA (L, 10-35), Sept. 9, 2023
 21 vs. Oregon State (L, 0-21), Sept. 7, 2024
 18 vs. Arizona (L, 20-38), Sept. 3, 2022
 10 vs. Air Force* (L, 3-13), Nov. 26, 2022
 8 vs. Utah State* (L, 24-32 (20T)), Nov. 4, 2023

First Quarter Points

14 vs. Idaho (W, 38-7), Sept. 10, 2022
 10 vs. Idaho State (W, 36-28), Sept. 2, 2023
 7 vs. Boise State* (L, 31-34), Sept. 22, 2023
 7 vs. UCLA (L, 20-38), Sept. 9, 2023
 7 vs. San Jose State* (W, 43-27), Nov. 12, 2022
Opp: 14 vs. San Jose State* (W, 43-27), Nov. 12, 2022

Second Quarter Points

17 vs. San Jose State* (W, 43-27), Nov. 12, 2022
 14 vs. Hawai'i* (W, 27-24), Oct. 5, 2024
 13 vs. Fresno State* (W, 33-18), Nov. 25, 2023
 10 vs. Boise State* (L, 31-34), Sept. 22, 2023
 10 vs. Idaho State (W, 36-28), Sept. 2, 2023
 10 vs. Arizona (L, 20-38), Sept. 3, 2022
Opp: 21 by UCLA (L, 10-34), Sept. 9, 2023

Third Quarter Points

21 vs. Texas A&M-Commerce (W, 45-14), Aug. 31, 2024
 14 vs. San Jose State* (W, 43-27), Nov. 12, 2022
 10 vs. Arizona (L, 20-38), Sept. 3, 2022
 9 vs. Idaho State (W, 36-28), Sept. 2, 2023
 7 vs. Fresno State* (W, 33-18), Nov. 25, 2023
 7 vs. UNLV* (W, 14-10), Nov. 5, 2022
 7 vs. Hawai'i* (W, 16-14), Oct. 8, 2022
Opp: 10 by Boise State* (L, 31-34), Sept. 22, 2023

Fourth Quarter Points

21 vs. Texas A&M-Commerce (W, 45-14), Aug. 31, 2024
 14 vs. Oregon State (L, 0-21), Sept. 7, 2024
 14 vs. Boise State* (L, 31-34), Sept. 22, 2023
 14 vs. Arizona (L, 20-38), Sept. 3, 2022
 10 vs. Fresno State* (W, 33-18), Nov. 25, 2023
 10 vs. Utah State* (L, 24-32 (20T)), Nov. 4, 2023
 10 vs. Ohio (W, 20-13), Aug. 26, 2023
Opp: 15, twice, last by Washington State (L, 26-29), Oct. 26, 2024

First Half Points

24 vs. San Jose State* (W, 43-27), Nov. 12, 2022
 21 vs. Idaho State (W, 38-7), Sept. 10, 2022
 20 vs. Idaho State (W, 36-28), Sept. 2, 2023
 17 vs. Hawai'i* (W, 27-24), Oct. 5, 2024
 17 vs. Boise State* (L, 31-34), Sept. 22, 2023
Opp: 28 by UCLA (L, 10-35), Sept. 9, 2023

Second Half Points

42 vs. Texas A&M-Commerce (W, 45-14), Aug. 31, 2024
 19 vs. San Jose State* (W, 43-27), Nov. 12, 2022
 17 vs. Fresno State* (W, 33-18), Nov. 25, 2023
 17 vs. Idaho State (W, 38-7), Sept. 10, 2022
 16 vs. Idaho State (W, 36-28), Sept. 2, 2023
Opp: 17 by Boise State* (L, 31-34), Sept. 22, 2023

Most Touchdowns

6 vs. Texas A&M-Commerce (W, 45-14), Aug. 31, 2024
 5 vs. San Jose State* (W, 43-27), Nov. 12, 2022
 5 vs. Idaho State (W, 38-7), Sept. 10, 2022
 4 vs. Boise State* (L, 31-34), Sept. 22, 2023
 4 vs. Idaho State (W, 36-28), Sept. 2, 2023
Opp: 5, twice, last vs. UCLA (L, 10-35), Sept. 9, 2023

Fewest Touchdowns Allowed

0 vs. Nevada* (L, 0-6), Oct. 21, 2023
 1 vs. Ohio (W, 20-13), Aug. 26, 2023
 1 vs. Air Force* (L, 3-13), Nov. 26, 2022
 1 vs. UNLV* (W, 14-10), Nov. 5, 2022
 1 vs. Idaho (W, 38-7), Sept. 10, 2022

Most Touchdowns / Both Teams

9 vs. Idaho State (W, 36-28), Sept. 2, 2023
 9 vs. San Jose State* (W, 43-27), Nov. 12, 2022
 8 vs. Texas A&M-Commerce (W, 45-14), Aug. 31, 2024
 8 vs. Boise State* (L, 31-34), Sept. 22, 2023
 7 vs. Washington State (L, 26-29), Oct. 26, 2024
 7 vs. Utah State* (L, 24-32 (20T)), Nov. 4, 2023
 7 vs. Arizona (L, 20-38), Sept. 3, 2022

Fewest Touchdowns / Both Teams

0 vs. Nevada* (L, 0-6), Oct. 21, 2023
 1 vs. Air Force* (L, 3-13), Nov. 26, 2022
 3 vs. Oregon State (L, 0-21), Sept. 7, 2024
 3 vs. Ohio (W, 20-13), Aug. 26, 2023
 3 vs. UNLV* (W, 14-10), Nov. 5, 2022
 3 vs. Hawai'i* (W, 16-14), Oct. 8, 2022

Total Offense

Most Total Yards

488 vs. Idaho State (W, 38-7), Sept. 10, 2022
 468 vs. Texas A&M-Commerce (W, 45-14), Aug. 31, 2024
 439 vs. Boise State* (L, 31-34), Sept. 22, 2023
 425 vs. San Jose State* (W, 43-27), Nov. 12, 2022
 417 vs. Hawai'i* (W, 16-14), Oct. 8, 2022
Opp: 550 by UCLA (L, 10-35), Sept. 9, 2023

Fewest Total Yards Allowed

180 vs. Texas A&M-Commerce (W, 45-14), Aug. 31, 2024
 223 vs. San Jose State* (W, 43-27), Nov. 12, 2022
 242 vs. Nevada* (L, 0-6), Oct. 21, 2023
 285 vs. Air Force* (L, 3-13), Nov. 26, 2022
 325 vs. UNLV* (W, 14-10), Nov. 5, 2022

Most Total Yards / Both Teams

842 vs. Boise State* (L, 31-34), Sept. 22, 2023
 826 vs. Idaho State (W, 38-7), Sept. 10, 2022
 809 vs. UCLA (L, 10-35), Sept. 9, 2023
 785 vs. Washington State (L, 26-29), Oct. 26, 2024
 784 vs. Utah State* (L, 24-32 (20T)), Nov. 4, 2023

Fewest Total Yards / Both Teams

446 vs. Nevada* (L, 0-6), Oct. 21, 2023
 472 vs. Air Force* (L, 3-13), Nov. 26, 2022
 599 vs. Oregon State (L, 0-21), Sept. 7, 2024
 640 vs. UNLV* (W, 14-10), Nov. 5, 2022
 648 vs. Texas A&M-Commerce (W, 45-14), Aug. 31, 2024
 648 vs. San Jose State* (W, 43-27), Nov. 12, 2022

Largest Margin of Total Yards

288 vs. Texas A&M-Commerce (W, 45-14), Aug. 31, 2024
 202 vs. San Jose State* (W, 43-27), Nov. 12, 2022
 150 vs. Idaho State (W, 38-7), Sept. 10, 2022
 75 vs. Hawai'i* (W, 16-14), Oct. 8, 2022
 74 vs. Fresno State* (W, 33-18), Nov. 25, 2023

Most Total Plays

79 vs. Fresno State* (W, 33-18), Nov. 25, 2023
 73 vs. Texas A&M-Commerce (W, 45-14), Aug. 31, 2024
 72 vs. UNLV* (W, 14-10), Nov. 5, 2022
 71 vs. Washington State (L, 26-29), Oct. 26, 2024
 71 vs. UCLA (L, 10-35), Sept. 9, 2023
 71 vs. Utah State* (L, 24-32 (20T)), Nov. 4, 2023
 71 vs. Hawai'i* (W, 16-14), Oct. 8, 2022
Opp: 84, twice, by vs. Ohio (W, 20-13), Aug. 26, 2023

Most Total Plays / Both Teams

147 vs. Utah State* (L, 24-32 (20T)), Nov. 4, 2023
 145 vs. Idaho State (W, 36-28), Sept. 2, 2023
 142 vs. Ohio (W, 20-13), Aug. 26, 2023
 142 vs. Idaho State (W, 38-7), Sept. 10, 2022
 140 vs. Hawai'i* (W, 27-24), Oct. 5, 2024

Highest Yards Per Play

7.07 vs. Idaho State (W, 38-7), Sept. 10, 2022
 6.97 vs. Boise State* (L, 31-34), Sept. 22, 2023
 6.41 vs. Texas A&M-Commerce (W, 45-14), Aug. 31, 2024
 6.25 vs. San Jose State* (W, 43-27), Nov. 12, 2022
 5.87 vs. Hawai'i* (W, 16-14), Oct. 8, 2022
Opp: 8.09 by UCLA (L, 10-35), Sept. 9, 2023

Fewest Yards Allowed Per Play

3.05 vs. Texas A&M-Commerce (W, 45-14), Aug. 31, 2024
 3.85 vs. Nevada* (L, 0-6), Oct. 21, 2023
 4.07 vs. Air Force* (L, 3-13), Nov. 26, 2022
 4.13 vs. San Jose State* (W, 43-27), Nov. 12, 2022
 4.40 vs. Idaho State (W, 36-28), Sept. 2, 2023

Rushing Offense**Most Rushing Yards**

380 vs. Idaho State (W, 38-7), Sept. 10, 2022
 302 vs. Idaho State (W, 36-28), Sept. 2, 2023
 268 vs. San Jose State* (W, 43-27), Nov. 12, 2022
 254 vs. Texas A&M-Commerce (W, 45-14), Aug. 31, 2024
 226 vs. Fresno State* (W, 33-18), Nov. 25, 2023
Opp: 271 by Air Force* (L, 3-13), Nov. 26, 2022

Fewest Rushing Yards Allowed

28 vs. San Jose State* (W, 43-27), Nov. 12, 2022
 34 vs. Idaho State (W, 36-28), Sept. 2, 2023
 63 vs. Texas A&M-Commerce (W, 45-14), Aug. 31, 2024
 80 vs. Idaho State (W, 38-7), Sept. 10, 2022
 84 vs. Hawai'i* (W, 27-24), Oct. 5, 2024

Most Rushing Yards / Both Teams

460 vs. Idaho State (W, 38-7), Sept. 10, 2022
 407 vs. Boise State* (L, 31-34), Sept. 22, 2023
 377 vs. Fresno State* (W, 33-18), Nov. 25, 2023
 339 vs. Toledo (W, 17-10), Sept. 24, 2022
 336 vs. Idaho State (W, 36-28), Sept. 2, 2023

Fewest Rushing Yards / Both Teams

183 vs. Hawai'i* (W, 27-24), Oct. 5, 2024
 185 vs. San Jose State* (W, 43-27), Nov. 12, 2022
 217 vs. UNLV* (W, 14-10), Nov. 5, 2022
 241 vs. Hawai'i* (W, 16-14), Oct. 8, 2022
 244 vs. Washington State (L, 26-29), Oct. 26, 2024

Largest Margin of Rushing Yards

300 vs. Idaho State (W, 38-7), Sept. 10, 2022
 268 vs. Idaho State (W, 36-28), Sept. 2, 2023
 217 vs. Toledo (W, 17-10), Sept. 24, 2022
 191 vs. Texas A&M-Commerce (W, 45-14), Aug. 31, 2024
 129 vs. San Jose State* (W, 43-27), Nov. 12, 2022

Most Rushing Attempts

53 vs. Fresno State* (W, 33-18), Nov. 25, 2023
 47 vs. Idaho State (W, 36-28), Sept. 2, 2023
 45 vs. San Jose State* (W, 43-27), Nov. 12, 2022
 43 vs. Idaho State (W, 38-7), Sept. 10, 2022
 42 vs. Arizona (L, 20-38), Sept. 3, 2022
Opp: 66 by Air Force* (L, 3-13), Nov. 26, 2022

Most Rushing Attempts / Both Teams

81 vs. Boise State* (L, 31-34), Sept. 22, 2023
 81 vs. Air Force* (L, 3-13), Nov. 26, 2022
 81 vs. Arizona (L, 20-38), Sept. 3, 2022
 76 vs. Oregon State (L, 0-21), Sept. 7, 2024
 76 vs. Idaho State (W, 38-7), Sept. 10, 2022

Highest Rushing Yards Per Carry

8.84 vs. Idaho State (W, 38-7), Sept. 10, 2022
 6.58 vs. Toledo (W, 17-10), Sept. 24, 2022
 6.43 vs. Idaho State (W, 36-28), Sept. 2, 2023
 6.35 vs. Texas A&M-Commerce (W, 45-14), Aug. 31, 2024
 4.68 vs. Ohio (W, 20-13), Aug. 26, 2023
Opp: 6.51 vs. UCLA (L, 10-35), Sept. 9, 2023

Most Rushing Touchdowns

4 vs. Idaho State (W, 36-28), Sept. 2, 2023
 3 vs. Boise State* (L, 31-34), Sept. 22, 2023
 3 vs. Idaho State (W, 38-7), Sept. 10, 2022
 2, five times, last vs. Washington State (L, 26-29), Oct. 26, 2024
Opp: 3 by Boise State* (L, 31-34), Sept. 22, 2023

Passing Offense**Most Passing Yards**

322 vs. Hawai'i* (W, 16-14), Oct. 8, 2022
 284 vs. Washington State (L, 26-29), Oct. 26, 2024
 273 vs. Boise State* (L, 31-34), Sept. 22, 2023
 268 vs. San Jose State* (W, 43-27), Nov. 12, 2022
 263 vs. Utah State* (L, 24-32 (20T)), Nov. 4, 2023
Opp: 299 by Arizona (L, 20-38), Sept. 3, 2022

Fewest Passing Yards Allowed

14 vs. Air Force* (L, 3-13), Nov. 26, 2022
 98 vs. Nevada* (L, 0-6), Oct. 21, 2023
 117 vs. Texas A&M-Commerce (W, 45-14), Aug. 31, 2024
 183 vs. Oregon State (L, 0-21), Sept. 7, 2024
 190 vs. Fresno State* (W, 33-18), Nov. 25, 2023

Most Passing Yards / Both Teams

541 vs. Washington State (L, 26-29), Oct. 26, 2024
 518 vs. Hawai'i* (W, 16-14), Oct. 8, 2022
 496 vs. Hawai'i* (W, 27-24), Oct. 5, 2024
 492 vs. Utah State* (L, 24-32 (20T)), Nov. 4, 2023
 492 vs. UCLA (L, 10-35), Sept. 9, 2023

Fewest Passing Yards / Both Teams

145 vs. Nevada* (L, 0-6), Oct. 21, 2023
 202 vs. Air Force* (L, 3-13), Nov. 26, 2022
 290 vs. Oregon State (L, 0-21), Sept. 7, 2024
 319 vs. Toledo (W, 17-10), Sept. 24, 2022
 331 vs. Texas A&M-Commerce (W, 45-14), Aug. 31, 2024

Largest Margin of Passing Yards

174 vs. Air Force* (L, 3-13), Nov. 26, 2022
 126 vs. Hawai'i* (W, 16-14), Oct. 8, 2022
 111 vs. Boise State* (L, 31-34), Sept. 22, 2023
 97 vs. Texas A&M-Commerce (W, 45-14), Aug. 31, 2024
 73 vs. San Jose State* (W, 43-27), Nov. 12, 2022

Most Passing Attempts

41 vs. Washington State (L, 26-29), Oct. 26, 2024
 40 vs. Utah State* (L, 24-32 (20T)), Nov. 4, 2023
 38 vs. UCLA (L, 10-35), Sept. 9, 2023
 36 vs. Hawai'i* (W, 16-14), Oct. 8, 2022
 33 vs. Hawai'i* (W, 27-24), Oct. 5, 2024
 33 vs. Texas A&M-Commerce (W, 45-14), Aug. 31, 2024
Opp: 63 vs. Idaho State (W, 36-28), Sept. 2, 2023

Most Passing Attempts / Both Teams

83 vs. Idaho State (W, 36-28), Sept. 2, 2023
 79 vs. Ohio (W, 20-13), Aug. 26, 2023
 77 vs. Hawai'i* (W, 27-24), Oct. 5, 2024
 72 vs. Utah State* (L, 24-32 (20T)), Nov. 4, 2023
 70 vs. Hawai'i* (W, 16-14), Oct. 8, 2022

Most Passing Completions

28 vs. Washington State (L, 26-29), Oct. 26, 2024
 26 vs. Utah State* (L, 24-32 (20T)), Nov. 4, 2023
 24 vs. Hawai'i* (W, 27-24), Oct. 5, 2024
 24 vs. Hawai'i* (W, 16-14), Oct. 8, 2022
 22 vs. Texas A&M-Commerce (W, 45-14), Aug. 31, 2024
Opp: 30 by Idaho State (W, 36-28), Sept. 2, 2023

Most Passing Completions / Both Teams

50 vs. Hawai'i* (W, 27-24), Oct. 5, 2024
 49 vs. Utah State* (L, 24-32 (20T)), Nov. 4, 2023
 47 vs. Washington State (L, 26-29), Oct. 26, 2024
 44 vs. Hawai'i* (W, 16-14), Oct. 8, 2022
 43 vs. Idaho State (W, 36-28), Sept. 2, 2023
 43 vs. Ohio (W, 20-13), Aug. 26, 2023

Highest Pass Efficiency Rating

206.14 vs. San Jose State* (W, 43-27), Nov. 12, 2022
 187.07 vs. Boise State* (L, 31-34), Sept. 22, 2023
 150.97 vs. Hawai'i* (W, 16-14), Oct. 8, 2022
 141.14 vs. Texas A&M-Commerce (W, 45-14), Aug. 31, 2024
 139.98 vs. Utah State* (L, 24-32 (20T)), Nov. 4, 2023
Opp: 181.94 vs. UCLA (L, 10-35), Sept. 9, 2023

Most Passing Touchdowns

3 vs. Utah State* (L, 24-32 (20T)), Nov. 4, 2023
 3 vs. San Jose State* (W, 43-27), Nov. 12, 2022
 2 vs. Texas A&M-Commerce (W, 45-14), Aug. 31, 2024
 2 vs. Ohio (W, 20-13), Aug. 26, 2023
 2 vs. UNLV* (W, 14-10), Nov. 5, 2022
Opp: 4 by Arizona (L, 20-38), Sept. 3, 2022

Turnovers**Most Turnovers Gained**

4 vs. UNLV* (W, 14-10), Nov. 5, 2022
 4 vs. Toledo (W, 17-10), Sept. 24, 2022
 3 vs. Texas A&M-Commerce (W, 45-14), Aug. 31, 2024
 3 vs. Idaho State (W, 36-28), Sept. 2, 2023
 3 vs. Ohio (W, 20-13), Aug. 26, 2023
Opp: 3, three times, last by UCLA (L, 10-35), Sept. 9, 2023

Most Interceptions

3 vs. Idaho State (W, 36-28), Sept. 2, 2023
 3 vs. Ohio (W, 20-13), Aug. 26, 2023
 3 vs. Toledo (W, 17-10), Sept. 24, 2022
 2 vs. UNLV* (W, 14-10), Nov. 5, 2022
 1, five times, last vs. Hawai'i* (W, 27-24), Oct. 5, 2024
Opp: 3 by UCLA (L, 10-35), Sept. 9, 2023

Most Fumbles Forced

2 vs. Texas A&M-Commerce (W, 45-14), Aug. 31, 2024
 2 vs. UCLA (L, 10-35), Sept. 9, 2023
 2 vs. UNLV* (W, 14-10), Nov. 5, 2022
 1 vs. Utah State* (L, 24-32 (20T)), Nov. 4, 2023
 1 vs. Toledo (W, 17-10), Sept. 24, 2022
 1 vs. Arizona (L, 20-38), Sept. 3, 2022
Opp: 3 by Idaho State (W, 36-28), Sept. 2, 2023

Most Fumbles Recovered

2 vs. Texas A&M-Commerce (W, 45-14), Aug. 31, 2024
 2 vs. UCLA (L, 10-35), Sept. 9, 2023
 2 vs. UNLV* (W, 14-10), Nov. 5, 2022
 1 vs. Washington State (L, 26-29), Oct. 26, 2024
 1 vs. Hawai'i* (W, 16-14), Oct. 8, 2022
 1 vs. Toledo (W, 17-10), Sept. 24, 2022
 1 vs. Arizona (L, 20-38), Sept. 3, 2022
Opp: 2, three times, last vs. Boise State* (L, 31-34), Sept. 22, 2023

Most Turnovers / Both Teams

6 vs. Idaho State (W, 36-28), Sept. 2, 2023
 5 vs. UCLA (L, 10-35), Sept. 9, 2023
 5 vs. UNLV* (W, 14-10), Nov. 5, 2022
 5 vs. Toledo (W, 17-10), Sept. 24, 2022
 4 vs. Ohio (W, 20-13), Aug. 26, 2023
 4 vs. Arizona (L, 20-38), Sept. 3, 2022

Special Teams**Most Field Goals**

4 vs. Fresno State* (W, 33-18), Nov. 25, 2023
 3 vs. Hawai'i* (W, 16-14), Oct. 8, 2022
 2, six times, last vs. Washington State (L, 26-29), Oct. 26, 2024
Opp: 2, four times, last by Nevada* (L, 0-6), Oct. 21, 2023

Most Punts

9 vs. Toledo (W, 17-10), Sept. 24, 2022
 8 vs. Oregon State (L, 0-21), Sept. 7, 2024
 7 vs. UCLA (L, 10-35), Sept. 9, 2023
 6 vs. Utah State* (L, 24-32 (20T)), Nov. 4, 2023
 6 vs. Nevada* (L, 0-6), Oct. 21, 2023
 6 vs. Air Force* (L, 3-13), Nov. 26, 2022
 6 vs. UNLV* (W, 14-10), Nov. 5, 2022
 6 vs. Idaho State (W, 38-7), Sept. 10, 2022
Opp: 11 by Idaho State (W, 38-7), Sept. 10, 2022

Fewest Punts

2 vs. San Jose State* (W, 43-27), Nov. 12, 2022
 3 vs. Texas A&M-Commerce (W, 45-14), Aug. 31, 2024
 3 vs. Fresno State* (W, 33-18), Nov. 25, 2023
 3 vs. Boise State* (L, 31-34), Sept. 22, 2023
 3 vs. Ohio (W, 20-13), Aug. 26, 2023
Opp: 3, twice, last by Washington State (L, 26-29), Oct. 26, 2024

Highest Punt Average (min. 3 punts)

56.3 vs. Ohio (W, 20-13), Aug. 26, 2023
 50.2 vs. UNLV* (W, 14-10), Nov. 5, 2022
 47.6 vs. Hawai'i* (W, 27-24), Oct. 5, 2024
 47.5 vs. Utah State* (L, 24-32 (20T)), Nov. 4, 2023
 47.5 vs. Idaho State (W, 38-7), Sept. 10, 2022
Opp: 50.8, by Boise State* (L, 31-34), Sept. 22, 2023

Most Kick Returns

4 vs. Idaho State (W, 36-28), Sept. 2, 2023
 4 vs. Air Force* (L, 3-13), Nov. 26, 2022
 4 vs. San Jose State* (W, 43-27), Nov. 12, 2022
 3, six times, last vs. Washington State (L, 26-29), Oct. 26, 2024
Opp: 6 by Fresno State* (W, 33-18), Nov. 25, 2023

Most Kick Return Yards

125 vs. San Jose State* (W, 43-27), Nov. 12, 2022
 104 vs. Boise State* (L, 31-34), Sept. 22, 2023
 83 vs. Air Force* (L, 3-13), Nov. 26, 2022
 80 vs. Idaho State (W, 36-28), Sept. 2, 2023
 76 vs. Toledo (W, 17-10), Sept. 24, 2022
Opp: 130 by Fresno State* (W, 33-18), Nov. 25, 2023

Highest Kick Return Average (min. 2 KR)

34.7 vs. Boise State* (L, 31-34), Sept. 22, 2023
 31.2 vs. San Jose State* (W, 43-27), Nov. 12, 2022
 28.5 vs. Idaho State (W, 38-7), Sept. 10, 2022
 25.3 vs. Toledo (W, 17-10), Sept. 24, 2022
 23.5 vs. Hawai'i* (W, 27-24), Oct. 5, 2024
Opp: 30.3 vs. Idaho State (W, 36-28), Sept. 2, 2023

Most Punt Returns

7 vs. Idaho State (W, 38-7), Sept. 10, 2022
 5 vs. Utah State* (L, 24-32 (20T)), Nov. 4, 2023
 3 vs. Hawai'i* (W, 27-24), Oct. 5, 2024
 3 vs. Boise State* (L, 31-34), Sept. 22, 2023
 3 vs. UNLV* (W, 14-10), Nov. 5, 2022
Opp: 3, four times, last by Oregon State (L, 0-21), Sept. 7, 2024

Most Punt Return Yards

73 vs. Idaho State (W, 38-7), Sept. 10, 2022
 61 vs. Boise State* (L, 31-34), Sept. 22, 2023
 35 vs. Utah State* (L, 24-32 (20T)), Nov. 4, 2023
 34 vs. Hawai'i* (W, 27-24), Oct. 5, 2024
 23 vs. Arizona (L, 20-38), Sept. 3, 2022
Opp: 24 by Toledo (W, 17-10), Sept. 24, 2022

Highest Punt Return Average (min. 2 PR)

20.3 vs. Boise State* (L, 31-34), Sept. 22, 2023
 11.5 vs. Arizona (L, 20-38), Sept. 3, 2022
 11.3 vs. Hawai'i* (W, 27-24), Oct. 5, 2024
 10.4 vs. Idaho State (W, 38-7), Sept. 10, 2022
 8.5 vs. Idaho State (W, 36-28), Sept. 2, 2023
Opp: 12.0 by Toledo (W, 17-10), Sept. 24, 2022

Miscellaneous**Most Time of Possession**

40:51 vs. Fresno State* (W, 33-18), Nov. 25, 2023
 39:30 vs. San Jose State* (W, 43-27), Nov. 12, 2022
 36:10 vs. Hawai'i* (W, 16-14), Oct. 8, 2022
 34:55 vs. UCLA (L, 10-35), Sept. 9, 2023
 34:28 vs. Idaho State (W, 36-28), Sept. 2, 2023
Opp: 41:07 by Oregon State (L, 0-21), Sept. 7, 2024

Most Penalties

16 vs. Texas A&M-Commerce (W, 45-14), Aug. 31, 2024
 14 vs. Idaho State (W, 36-28), Sept. 2, 2023
 11 vs. Toledo (W, 17-10), Sept. 24, 2022
 9 vs. Hawai'i* (W, 27-24), Oct. 5, 2024
 9 vs. Utah State* (L, 24-32 (20T)), Nov. 4, 2023
Opp: 15, by Texas A&M-Commerce (W, 45-14), Aug. 31, 2024

Fewest Penalties

2 vs. Fresno State* (W, 33-18), Nov. 25, 2023
 2 vs. UNLV* (W, 14-10), Nov. 5, 2022
 4 vs. UCLA (L, 10-35), Sept. 9, 2023
 4 vs. Hawai'i* (W, 16-14), Oct. 8, 2022
 5 vs. Boise State* (L, 31-34), Sept. 22, 2023
Opp: 1, twice, last: by Fresno State* (W, 33-18), Nov. 25, 2023

Most Penalties / Both Teams

31 vs. Texas A&M-Commerce (W, 45-14), Aug. 31, 2024
 20 vs. Idaho State (W, 36-28), Sept. 2, 2023
 17 vs. Nevada* (L, 0-6), Oct. 21, 2023
 17 vs. Toledo (W, 17-10), Sept. 24, 2022
 16 vs. Hawai'i* (W, 27-24), Oct. 5, 2024

Fewest Penalties / Both Teams

3 vs. Fresno State* (W, 33-18), Nov. 25, 2023
 6 vs. UNLV* (W, 14-10), Nov. 5, 2022
 6 vs. Hawai'i* (W, 16-14), Oct. 8, 2022
 8 vs. San Jose State* (W, 43-27), Nov. 12, 2022
 9 vs. Boise State* (L, 31-34), Sept. 22, 2023

Most Penalty Yards

149 vs. Texas A&M-Commerce (W, 45-14), Aug. 31, 2024
 125 vs. Idaho State (W, 36-28), Sept. 2, 2023
 104 vs. Hawai'i* (W, 27-24), Oct. 5, 2024
 103 vs. Toledo (W, 17-10), Sept. 24, 2022
 84 vs. Utah State* (L, 24-32 (20T)), Nov. 4, 2023
Opp: 124 by Texas A&M-Commerce (W, 45-14), Aug. 31, 2024

Fewest Penalty Yards

10 vs. Fresno State* (W, 33-18), Nov. 25, 2023
 15 vs. UNLV* (W, 14-10), Nov. 5, 2022
 23 vs. Boise State* (L, 31-34), Sept. 22, 2023
 33 vs. Hawai'i* (W, 16-14), Oct. 8, 2022
 37 vs. Arizona (L, 20-38), Sept. 3, 2022
Opp: 5 by San Jose State* (W, 43-27), Nov. 12, 2022

Most Penalty Yards / Both Teams

273 vs. Texas A&M-Commerce (W, 45-14), Aug. 31, 2024
 188 vs. Idaho State (W, 36-28), Sept. 2, 2023
 179 vs. Hawai'i* (W, 27-24), Oct. 5, 2024
 156 vs. Toledo (W, 17-10), Sept. 24, 2022
 145 vs. Oregon State (L, 0-21), Sept. 7, 2024

Fewest Penalty Yards / Both Teams

18 vs. Fresno State* (W, 33-18), Nov. 25, 2023
 44 vs. Hawai'i* (W, 16-14), Oct. 8, 2022
 51 vs. UNLV* (W, 14-10), Nov. 5, 2022
 58 vs. Boise State* (L, 31-34), Sept. 22, 2023
 70 vs. San Jose State* (W, 43-27), Nov. 12, 2022

Most First Downs

23 vs. Texas A&M-Commerce (W, 45-14), Aug. 31, 2024
 23 vs. San Jose State* (W, 43-27), Nov. 12, 2022
 22 vs. Boise State* (L, 31-34), Sept. 22, 2023
 22 vs. Hawai'i* (W, 16-14), Oct. 8, 2022
 21 vs. Washington State (L, 26-29), Oct. 26, 2024
 21 vs. Fresno State* (W, 33-18), Nov. 25, 2023
Opp: 26 by UCLA (L, 10-35), Sept. 9, 2023

Fewest First Downs Allowed

14 vs. Air Force* (L, 3-13), Nov. 26, 2022
 14 vs. San Jose State* (W, 43-27), Nov. 12, 2022
 14 vs. UNLV* (W, 14-10), Nov. 5, 2022
 14 vs. Idaho State (W, 38-7), Sept. 10, 2022
 17 vs. Texas A&M-Commerce (W, 45-14), Aug. 31, 2024
 17 vs. Fresno State* (W, 33-18), Nov. 25, 2023
 17 vs. Nevada* (L, 0-6), Oct. 21, 2023
 17 vs. Hawai'i* (W, 16-14), Oct. 8, 2022

Most First Downs / Both Teams

43 vs. Washington State (L, 26-29), Oct. 26, 2024
 43 vs. Hawai'i* (W, 27-24), Oct. 5, 2024
 43 vs. UCLA (L, 10-35), Sept. 9, 2023
 41 vs. Boise State* (L, 31-34), Sept. 22, 2023
 41 vs. Idaho State (W, 36-28), Sept. 2, 2023
 41 vs. Ohio (W, 20-13), Aug. 26, 2023

Fewest First Downs / Both Teams

22 vs. Air Force* (L, 3-13), Nov. 26, 2022
 28 vs. Nevada* (L, 0-6), Oct. 21, 2023
 30 vs. Oregon State (L, 0-21), Sept. 7, 2024
 33 vs. Idaho State (W, 38-7), Sept. 10, 2022
 34 vs. UNLV* (W, 14-10), Nov. 5, 2022

Most Third Down Conversions

8 vs. Fresno State* (W, 33-18), Nov. 25, 2023
 7 vs. Utah State* (L, 24-32 (20T)), Nov. 4, 2023
 7 vs. Boise State* (L, 31-34), Sept. 22, 2023
 7 vs. Hawai'i* (W, 16-14), Oct. 8, 2022
 6 vs. Hawai'i* (W, 27-24), Oct. 5, 2024
 6 vs. Texas A&M-Commerce (W, 45-14), Aug. 31, 2024
 6 vs. San Jose State* (W, 43-27), Nov. 12, 2022
 Opp: 9, by Oregon State (L, 0-21), Sept. 7, 2024

Fewest Third Down Conversions Allowed

1 vs. Fresno State* (W, 33-18), Nov. 25, 2023
 3 vs. Nevada* (L, 0-6), Oct. 21, 2023
 3 vs. Hawai'i* (W, 16-14), Oct. 8, 2022
 4 vs. Texas A&M-Commerce (W, 45-14), Aug. 31, 2024
 4 vs. Air Force* (L, 3-13), Nov. 26, 2022

Highest Third-Down Conversion Percentage

53.8 vs. Boise State* (L, 31-34), Sept. 22, 2023
 46.2 vs. San Jose State* (W, 43-27), Nov. 12, 2022
 43.8 vs. Hawai'i* (W, 16-14), Oct. 8, 2022
 42.1 vs. Fresno State* (W, 33-18), Nov. 25, 2023
 41.7 vs. Washington State (L, 26-29), Oct. 26, 2024
 Opp: 57.1 vs. Hawai'i* (W, 27-24), Oct. 5, 2024

Lowest Third-Down Conversion Percentage Allowed

11.1 vs. Fresno State* (W, 33-18), Nov. 25, 2023
 23.5 vs. Air Force* (L, 3-13), Nov. 26, 2022
 25.0 vs. Nevada* (L, 0-6), Oct. 21, 2023
 30.0 vs. Hawai'i* (W, 16-14), Oct. 8, 2022
 31.6 vs. Idaho State (W, 38-7), Sept. 10, 2022

Highest Attendance

34,046 vs. Arizona (L, 20-38), Sept. 3, 2022
 33,073 vs. Hawai'i* (W, 16-14), Oct. 8, 2022
 32,017 vs. UCLA (L, 10-35), Sept. 9, 2023
 31,307 vs. Hawai'i* (W, 27-24), Oct. 5, 2024
 28,854 vs. UNLV* (W, 14-10), Nov. 5, 2022

Warmest Temperature (at Kickoff)

100 vs. Arizona (L, 20-38), Sept. 3, 2022
 87 vs. Oregon State (L, 0-21), Sept. 7, 2024
 86 vs. Toledo (W, 17-10), Sept. 24, 2022
 85 vs. UCLA (L, 10-35), Sept. 9, 2023
 83 vs. Ohio (W, 20-13), Aug. 26, 2023
 83 vs. Idaho State (W, 38-7), Sept. 10, 2022

Coldest Temperature (at Kickoff)

55 vs. Fresno State* (W, 33-18), Nov. 25, 2023
 55 vs. San Jose State* (W, 43-27), Nov. 12, 2022
 59 vs. Air Force* (L, 3-13), Nov. 26, 2022
 65 vs. Boise State* (L, 31-34), Sept. 22, 2023
 67 vs. Washington State (L, 26-29), Oct. 26, 2024
 67 vs. UNLV* (W, 14-10), Nov. 5, 2022

INDIVIDUAL SINGLE-GAME**Most Rushing Yards**

223, Marquez Cooper vs. Texas A&M-Commerce, Aug. 31, 2024
 132, Jalen Mayden vs. Idaho State, Sept. 2, 2023
 115, Jordan Byrd vs. Toledo, Sept. 24, 2022
 109, Marquez Cooper vs. Hawai'i, Oct. 5, 2024
 96, Jalen Mayden vs. Fresno State*, Nov. 25, 2023
 96, Jaylon Armstead vs. Idaho State, Sept. 10, 2022
 Opp: 205, Ashton Jeanty, Boise State*, Sept. 22, 2023

Most Rushing Attempts

30, Marquez Cooper vs. Hawai'i, Oct. 5, 2024
 27, Marquez Cooper vs. Texas A&M-Commerce, Aug. 31, 2024
 18, Marquez Cooper vs. Washington State, Oct. 26, 2024
 16, Jalen Mayden vs. Boise State*, Sept. 22, 2023
 16, Jordan Byrd vs. Toledo, Sept. 24, 2022
 Opp: 35, Brad Roberts, Air Force*, Nov. 26, 2022

Most Rushing Touchdowns

2, Marquez Cooper vs. Washington State, Oct. 26, 2024
 2, Marquez Cooper vs. Hawai'i, Oct. 5, 2024
 2, Marquez Cooper vs. Texas A&M-Commerce, Aug. 31, 2024
 2, Jaylon Armstead vs. Boise State*, Sept. 22, 2023
 2, Jalen Mayden vs. Idaho State, Sept. 2, 2023
 2, Jordan Byrd vs. Toledo, Sept. 24, 2022
 Opp: 2, twice, most recent John Mateer vs. Washington State, Oct. 26, 2024

Longest Rush

70t, Jalen Mayden vs. Fresno State*, Nov. 25, 2023
 62, Lucky Sutton vs. Utah State*, Nov. 4, 2023
 61, Jaylon Armstead vs. Idaho State, Sept. 10, 2022
 56t, Jalen Mayden vs. Idaho State, Sept. 2, 2023
 53t, Jordan Byrd vs. Idaho State, Sept. 10, 2022
 Opp: 63t, Brad Roberts, Air Force*, Nov. 26, 2022

Most Passing Yards

322, Jalen Mayden vs. Hawai'i*, Oct. 8, 2022
 268, Jalen Mayden vs. San Jose State*, Nov. 12, 2022
 265, Jalen Mayden vs. Utah State*, Nov. 4, 2023
 241, Jalen Mayden vs. Boise State*, Sept. 22, 2023
 224, Danny O'Neil vs. Hawai'i, Oct. 5, 2024
 Opp: 299, Jayden de Laura, Arizona, Sept. 3, 2022

Most Passing Attempts

39, Jalen Mayden vs. Utah State*, Nov. 4, 2023
 37, Jalen Mayden vs. UCLA, Sept. 9, 2023
 36, Jalen Mayden vs. Hawai'i*, Oct. 8, 2022
 34, Danny O'Neil vs. Washington State, Oct. 26, 2024
 33, Danny O'Neil vs. Hawai'i, Oct. 5, 2024
 33, Danny O'Neil vs. Texas A&M-Commerce, Aug. 31, 2024
 Opp: 44, Brayden Schager, Hawai'i, Oct. 5, 2024

Most Passing Completions

25, Jalen Mayden vs. Utah State*, Nov. 4, 2023
 24, Danny O'Neil vs. Hawai'i, Oct. 5, 2024
 24, Jalen Mayden vs. Hawai'i*, Oct. 8, 2022
 22, Danny O'Neil vs. Washington State, Oct. 26, 2024
 22, Danny O'Neil vs. Texas A&M-Commerce, Aug. 31, 2024
 Opp: 26, Brayden Schager, Hawai'i, Oct. 5, 2024

Highest Pass Efficiency Rating (min. 12 att.)

215.51, Jalen Mayden vs. San Jose State*, Nov. 12, 2022
 179.75, Jalen Mayden vs. Boise State*, Sept. 22, 2023
 150.97, Jalen Mayden vs. Hawai'i*, Oct. 8, 2022
 141.44, Jalen Mayden vs. Utah State*, Nov. 4, 2023
 141.14, Danny O'Neil vs. Texas A&M-Commerce, Aug. 31, 2024
 Opp: 210.85, Cooper Legas, Utah State*, Nov. 4, 2023

Most Passing Touchdowns

3, Jalen Mayden vs. Utah State*, Nov. 4, 2023
 3, Jalen Mayden vs. San Jose State*, Nov. 12, 2022
 2, Danny O'Neil vs. Texas A&M-Commerce, Aug. 31, 2024
 2, Jalen Mayden vs. Ohio, Aug. 26, 2023
 2, Jalen Mayden vs. UNLV*, Nov. 5, 2022
 Opp: 4, Jayden de Laura, Arizona, Sept. 3, 2022

Longest Pass

66t, Jalen Mayden vs. San Jose State*, Nov. 12, 2022
 48, Danny O'Neil vs. Hawai'i*, Oct. 5, 2024
 44t, Danny O'Neil vs. Texas A&M-Commerce, Aug. 31, 2024
 42, Jalen Mayden vs. Hawai'i*, Oct. 8, 2022
 41, Jalen Mayden vs. Hawai'i*, Oct. 8, 2022
 Opp: 81t, Dante Moore, UCLA, Sept. 9, 2023

Most Receptions

10, Ja'Shaun Poke vs. Washington State, Oct. 26, 2024
 8, Kenan Christon vs. Utah State*, Nov. 4, 2023
 8, Tyrell Shavers vs. Hawai'i*, Oct. 8, 2022
 6, Michael Harrison vs. Washington State, Oct. 26, 2024
 6, Ja'Shaun Poke vs. Texas A&M-Commerce, Aug. 31, 2024
 6, Jesse Matthews vs. Hawai'i*, Oct. 8, 2022
 Opp: 10, Sam Wiglus, Ohio, Aug. 26, 2023

Most Receiving Yards

149, Tyrell Shavers vs. Hawai'i*, Oct. 8, 2022
 117, Baylin Brooks vs. Boise State*, Sept. 22, 2023
 111, Tyrell Shavers vs. San Jose State*, Nov. 12, 2022
 97, Brionne Penny vs. Boise State*, Sept. 22, 2023
 91, Louis Brown IV vs. Texas A&M-Commerce, Aug. 31, 2024
 Opp: 152, Jacob Cowing, Arizona, Sept. 3, 2022

Most Receiving Touchdowns

2, Mark Redman vs. Ohio, Aug. 26, 2023
 1, 18 times, last Nate Bennett vs. Washington State, Oct. 26, 2024
 Opp: 3, Jacob Cowing, Arizona, Sept. 3, 2022

Longest Reception

66t, Tyrell Shavers vs. San Jose State*, Nov. 12, 2022
 48, Nate Bennett vs. Hawai'i*, Oct. 5, 2024
 44t, Louis Brown IV vs. Texas A&M-Commerce, Aug. 31, 2024
 42, Tyrell Shavers vs. Hawai'i*, Oct. 8, 2022
 41, Tyrell Shavers vs. Hawai'i*, Oct. 8, 2022
 Opp: 81t, Josiah Norwood, UCLA, Sept. 9, 2023

Most Total Offense Yards

331, Jalen Mayden vs. Hawai'i*, Oct. 8, 2022
 329, Jalen Mayden vs. San Jose State*, Nov. 12, 2022
 326, Jalen Mayden vs. Boise State*, Sept. 22, 2023
 285, Jalen Mayden vs. Fresno State*, Nov. 25, 2023
 260, Jalen Mayden vs. Utah State*, Nov. 4, 2023
 Opp: 299, Jayden de Laura, Arizona, Sept. 3, 2022

Most All-Purpose Yards

233, Marquez Cooper vs. Texas A&M-Commerce, Aug. 31, 2024
 169, Jordan Byrd vs. Idaho State, Sept. 10, 2022
 163, Jordan Byrd vs. Toledo, Sept. 24, 2022
 152, Kenan Christon vs. Boise State*, Sept. 22, 2023
 149, Tyrell Shavers vs. Hawai'i*, Oct. 8, 2022
Opp: 254, Ashton Jeanty, Boise State*, Sept. 22, 2023

Most Points

12, Marquez Cooper vs. Washington State, Oct. 26, 2024
 12, Marquez Cooper vs. Hawai'i*, Oct. 5, 2024
 12, Marquez Cooper vs. Texas A&M-Commerce, Aug. 31, 2024
 12, Jaylon Armstead vs. Boise State*, Sept. 22, 2023
 12, Jalen Mayden vs. Idaho State, Sept. 2, 2023
 12, Mark Redman vs. Ohio, Aug. 26, 2023
 12, Jordan Byrd vs. Toledo, Sept. 24, 2022
 12, Jordan Byrd vs. Arizona, Sept. 3, 2022
Opp: 18, Jacob Cowing, Arizona, Sept. 3, 2022

Most Touchdowns

2, Marquez Cooper vs. Washington State, Oct. 26, 2024
 2, Marquez Cooper vs. Hawai'i*, Oct. 5, 2024
 2, Marquez Cooper vs. Texas A&M-Commerce, Aug. 31, 2024
 2, Jaylon Armstead vs. Boise State*, Sept. 22, 2023
 2, Jalen Mayden vs. Idaho State, Sept. 2, 2023
 2, Mark Redman vs. Ohio, Aug. 26, 2023
 2, Jordan Byrd vs. Toledo, Sept. 24, 2022
 2, Jordan Byrd vs. Arizona, Sept. 3, 2022
Opp: 3, Jacob Cowing, Arizona, Sept. 3, 2022

Most Tackles

13, Cody Moon vs. Utah State*, Nov. 4, 2023
 12, Zyrrus Fiasseu vs. UCLA, Sept. 9, 2023
 12, Cody Moon vs. Ohio, Aug. 26, 2023
 12, Michael Shawcroft vs. Air Force*, Nov. 26, 2022
 12, Jonah Tavai vs. Air Force*, Nov. 26, 2022
Opp: 15, Brandon Tucker Jr., Texas A&M-Commerce, Aug. 31, 2024

Most Tackles For Loss

4.0, Trey White vs. Hawai'i*, Oct. 5, 2024
 3.0, Zyrrus Fiasseu vs. Utah State*, Nov. 4, 2023
 3.0, Jonah Tavai vs. San Jose State*, Nov. 12, 2022
 2.5, Eric Butler vs. Boise State*, Sept. 22, 2023
 2.5, Caden McDonald vs. Idaho State, Sept. 10, 2022
Opp: 4.5, Jalen Dixon, UNLV*, Nov. 5, 2022

Most Sacks

3.0, Trey White vs. Hawai'i*, Oct. 5, 2024
 3.0, Zyrrus Fiasseu vs. Utah State*, Nov. 4, 2023
 3.0, Jonah Tavai vs. San Jose State*, Nov. 12, 2022
 2.0, Marlem Louis vs. Hawai'i*, Oct. 5, 2024
 1.5, Tupu Alualu vs. Idaho State, Sept. 2, 2023
Opp: Two tied at 2.0

Most Interceptions

1, 16 times, last Jelani Whitmore vs. Hawai'i*, Oct. 5, 2024
Opp: 2, Alex Johnson, UCLA, Sept. 9, 2023

Most Field Goals

4, Jack Browning vs. Fresno State*, Nov. 25, 2023
 3, Jack Browning vs. Hawai'i*, Oct. 8, 2022
 2, Gabe Plascencia vs. Washington State, Oct. 26, 2024
 2, Gabe Plascencia vs. Hawai'i*, Oct. 5, 2024
 2, Jack Browning vs. Ohio, Aug. 26, 2023
 2, Jack Browning vs. Idaho State, Sept. 2, 2023
 2, Jack Browning vs. San Jose State*, Nov. 12, 2022
 2, Jack Browning vs. Arizona, Sept. 3, 2022

Opp: 2, five times, last Brandon Talton, Nevada*, Oct. 21, 2023

Longest Field Goal

50, Gabe Plascencia vs. Texas A&M-Commerce, Aug. 31, 2024
 50, Jack Browning vs. Toledo, Sept. 24, 2022
 49, Jack Browning vs. Ohio, Aug. 26, 2023
 46, Gabe Plascencia vs. Washington State, Oct. 26, 2024
 45, Jack Browning vs. Hawai'i*, Oct. 8, 2022
Opp: 43, Dylan Lynch, Fresno State*, Nov. 25, 2023

Most Punts

9, Jack Browning vs. Toledo, Sept. 24, 2022
 7, Tyler Pastula vs. Oregon State, Sept. 7, 2024
 7, Jack Browning vs. UCLA, Sept. 9, 2023
 6, Jack Browning vs. Utah State*, Nov. 4, 2023
 6, Jack Browning vs. Nevada*, Oct. 21, 2023
 6, Jack Browning vs. Air Force*, Nov. 26, 2022
 6, Jack Browning vs. UNLV*, Nov. 5, 2022
 6, Jack Browning vs. Idaho State, Sept. 10, 2022
Opp: 11, Ian Hershey, Idaho State, Sept. 10, 2022

Highest Punt Average (min. 3 punts)

56.3, Jack Browning vs. Ohio, Aug. 26, 2023
 50.2, Jack Browning vs. UNLV*, Nov. 5, 2022
 48.8, Tyler Pastula vs. Oregon State, Sept. 7, 2024
 47.6, Tyler Pastula vs. Hawai'i*, Oct. 5, 2024
 47.5, Jack Browning vs. Utah State*, Nov. 4, 2023
 47.5, Jack Browning vs. Idaho State, Sept. 10, 2022
Opp: 50.8, James Ferguson-Reynolds, Boise State*, Sept. 22, 2023

Longest Punt

65, Tyler Pastula vs. Hawai'i*, Oct. 5, 2024
 65, Jack Browning vs. Utah State*, Nov. 4, 2023
 63, Tyler Pastula vs. Oregon State, Sept. 7, 2024
 61, Jack Browning vs. UNLV*, Nov. 5, 2022
 60, Jack Browning vs. Ohio, Aug. 26, 2023
Opp: 67, James Ferguson-Reynolds, Boise State*, Sept. 22, 2023

Most Kick Returns

3, Ja'Shaun Poke vs. Washington State, Oct. 26, 2024
 3, Ja'Shaun Poke vs. Texas A&M-Commerce, Aug. 31, 2024
 3, Kenan Christon vs. Boise State*, Sept. 22, 2023
 3, Jordan Byrd vs. Air Force*, Nov. 26, 2022
 3, Jordan Byrd vs. Arizona, Sept. 3, 2022
Opp: 6, Malik Sherrod, Fresno State*, Nov. 25, 2023

Most Kick Return Yards

112, Jordan Byrd vs. San Jose State*, Nov. 12, 2022
 104, Kenan Christon vs. Boise State*, Sept. 22, 2023
 64, Jordan Byrd vs. Arizona, Sept. 3, 2022
 61, Ja'Shaun Poke vs. Washington State, Oct. 26, 2024
 61, Jordan Byrd vs. Air Force*, Nov. 26, 2022
Opp: 130, Malik Sherrod, Fresno State*, Nov. 25, 2023

Highest Kick Return Average (min. 2 KR)

56.0, Jordan Byrd vs. San Jose State*, Nov. 12, 2022
 34.7, Kenan Christon vs. Boise State*, Sept. 22, 2023
 22.5, Jordan Byrd vs. Toledo, Sept. 24, 2022
 22.0, Martin Blake vs. Ohio, Aug. 26, 2023
 21.3, Jordan Byrd vs. Arizona, Sept. 3, 2022
Opp: 30.3, Chedon James, Idaho State, Sept. 2, 2023

Longest Kick Return

95, Jordan Byrd vs. San Jose State*, Nov. 12, 2022
 71, Kenan Christon vs. Boise State*, Sept. 22, 2023
 44, Ja'Shaun Poke vs. Texas A&M-Commerce, Aug. 31, 2024
 37, Jack Browning vs. Air Force*, Nov. 26, 2022
 36, Jordan Byrd vs. Idaho State, Sept. 10, 2022
Opp: 49, Kaden Dudley, Boise State*, Sept. 22, 2023

Most Punt Returns

4, Mekhi Shaw vs. Utah State*, Nov. 4, 2023
 3, Jordan Byrd vs. UNLV*, Nov. 5, 2022
 3, Jordan Byrd vs. Idaho State, Sept. 10, 2022
 2, eight times, last Mekhi Shaw vs. Hawai'i*, Oct. 5, 2024
Opp: 3, four times, last Trent Walker, Oregon State, Sept. 7, 2024

Most Punt Return Yards

75, Jordan Byrd vs. Idaho State, Sept. 10, 2022
 36, Dez Malone vs. Boise State*, Sept. 22, 2023
 30, Mekhi Shaw vs. Utah State*, Nov. 4, 2023
 25, Cam Davis vs. Boise State*, Sept. 22, 2023
 22, Mekhi Shaw vs. Hawai'i*, Oct. 5, 2024
 22, Jordan Byrd vs. Arizona, Sept. 3, 2022
Opp: 23, Dorian Singer, Arizona, Sept. 3, 2022

Highest Punt Return Average (min. 2 PR)

25.0, Jordan Byrd vs. Idaho State, Sept. 10, 2022
 12.5, Cam Davis vs. Boise State*, Sept. 22, 2023
 11.0, Mekhi Shaw vs. Hawai'i*, Oct. 5, 2024
 8.5, Mekhi Shaw vs. Idaho State, Sept. 2, 2023
 7.5, Mekhi Shaw vs. Utah State*, Nov. 4, 2023
 7.5, Mekhi Shaw vs. UCLA, Sept. 9, 2023
Opp: 12.0, Adam Beale, Toledo, Sept. 24, 2022

Longest Punt Return

66, Jordan Byrd vs. Idaho State, Sept. 10, 2022
 36, Dez Malone vs. Boise State*, Sept. 22, 2023
 22, Jordan Byrd vs. Arizona, Sept. 3, 2022
 21, Cam Davis vs. Boise State*, Sept. 22, 2023
 15, Mekhi Shaw vs. Hawai'i*, Oct. 5, 2024
 15, Mekhi Shaw vs. UCLA, Sept. 9, 2023
Opp: 16, Dorian Singer, Arizona, Sept. 3, 2022