



NEW MEXICO LOBOS

2024-25 MEN'S BASKETBALL

X @UNMLoboMBB | #GoLobos | GoLobos.com

SCHEDULE/RESULTS

OCTOBER

28 UTEP (ex) W, 74-70

NOVEMBER

4 NICHOLLS MWN 7:00

8 vs. #22 UCLA ^ CBSSN 9:00

12 A&M-CORPUS CHRISTI MWN 7:00

17 at St. John's # FS1 10:00a

21 GRAMBLING STATE MWN 7:00

24 TEXAS SOUTHERN MWN 6:00

28 vs. Arizona State @ TruTV 9:30

29 vs. USC/Saint Mary's @ TruTV 7:30/10

DECEMBER

4 SAN JOSE STATE * MWN 7:00

7 NEW MEXICO STATE MWN 7:00

14 WESTERN NEW MEXICO MWN 2:00

18 VCU MWN 7:00

28 at Colorado State * MWN 2:00

31 at Fresno State * MWN 6:00

JANUARY

3 NEVADA * FS1 9:00

7 at Wyoming * CBSSN 8:00

11 SAN DIEGO STATE * CBS 1/2p

14 at San Jose State * MWN TBA

17 BOISE STATE * FS1 9:00

20 FRESNO STATE * CBSSN 3:00

25 at UNLV * FOX 1:00

FEBRUARY

1 at Utah State * FS1 7:30

5 COLORADO STATE * FS1 8:30

8 at Air Force * MWN 2:00

12 WYOMING * FS1 8:00

16 UTAH STATE * CBSSN 2:00

19 at Boise State * CBSSN 8:00

25 at San Diego State * FS1 9:00

MARCH

1 AIR FORCE * MWN 2:00

4 at Nevada * CBSSN 7:00

7 UNLV * CBSSN 8:00

12 Mountain West 1st Round

13 Mountain West Quarterfinals

14 Mountain West Semifinals

15 Mountain West Final

All Times MT and subject to change | * Mountain West Game

^ Las Vegas Hoopfest (Henderson, Nev.)

Madison Square Garden

@ Acrisure Classic (Palm Springs, Calif.)

% Mountain West Tournament (Las Vegas, Nev.)

COMMUNICATIONS

Steve Kirkland - Men's Basketball Contact

(434) 825-5241 cell
kirkland@unm.edu email

X @skirkland14

GAME #1 | NOVEMBER 4 | THE PIT | ALBUQUERQUE, NM

NEW MEXICO LOBOS
0-0 (0-0 MW)



NICHOLLS COLONELS
0-0 (0-0 Southland)

Head Coach: Richard Pitino (Providence '05)

Overall Record: 220-178 (13th)

UNM Record: 61-41 (4th)

vs. Nicholls: 0-0



Head Coach: Tevon Saddler (Nicholls '18)

Overall Record: 20-14 (2nd)

NSU Record: 20-14 (2nd)

vs. UNM: 0-0

NET: -- KenPom: 62

NET: -- KenPom: 187



BPB: Robert Portnoy
Analyst: Hunter Greene

THE OPENING TIP

- ▶ New Mexico opens the 2024-25 by hosting Nicholls at The Pit
- ▶ The Lobos have won 21 straight season-openers (since a loss to Cal in 2002-03) and are 52-5 in home openers in The Pit
- ▶ UNM has won 23 straight against Southland Conference opponents since a loss to Lamar in the first round of the 1984 NIT
- ▶ The Lobos were picked second in the preseason Mountain West poll, while the Colonels were picked third in the preseason Southland poll
- ▶ Donovan Dent and Nelly Junior Joseph were selected to the preseason All-Mountain West team, as UNM joined Boise State as the only schools with multiple players

SERIES HISTORY

Overall: 2-0
Home: 2-0 (2-0 Pit)
Streak: W2

LAST 5 SERIES GAMES

11/25/15 W 75-63
11/20/09 W 83-59

POSSIBLE STARTERS (2023-24 stats)



2 DONOVAN DENT
G | 6-2 / 185 | Jr. | Riverside, Calif.

14.1 ppg | 2.5 rpg | 5.4 apg | 31.3 mpg | 1.5 spg

- ▶ Preseason All-Mountain West
- ▶ 1 of 3 players nationally in 2023-24 to have multiple 10 assist/0 turnover games
- ▶ Three GW layoffs in 2023-24



3 TRU WASHINGTON
G | 6-2 / 205 | So. | Phoenix, Ariz.

6.6 ppg | 3.3 rpg | 1.3 apg | 17.8 mpg | 1.4 spg

- ▶ Had nine double-figure scoring games as a freshman in 2023-24
- ▶ Tied UNM's freshman steals record (49)
- ▶ Nine double-figure scoring games



8 FILIP BOROVICANIN
G | 6-9 / 220 | Jr. | Belgrade, Serbia

2.3 ppg | 1.6 rpg | 0.8 apg | 5.6 mpg | 87% FT

- ▶ Appeared in 34 games over the past two seasons at Arizona
- ▶ Starred for Serbia at the 2023 FIBA U19 World Cup



22 MUSTAPHA AMZIL
F | 6-9 / 215 | Sr. | Helsinki, Finland

6.7 ppg | 3.5 rpg | 18.8 mpg | 77 FT%

- ▶ 2023-24 MW 6th Man of the Year
- ▶ 14 double figure games off the bench in his first season with the Lobos
- ▶ Season-high 18 points at Utah State



23 NELLY JUNIOR JOSEPH
C | 6-10 / 240 | Sr. | Benin City, Nigeria

8.9 ppg | 8.2 rpg | 1.4 bpg | 26.2 mpg | 55% FG

- ▶ Preseason All-Mountain West
- ▶ 49 blocks last season (2nd of team)
- ▶ 43 career doubles

KEY RESERVES

No.	Pos.	Name	Yr.	Ht. / Wt.	PPG	RPG	Of Note
0	G	CJ Noland	Sr.	6-4 / 210	10.9	2.8	Two 20-point games last yr at North Texas
1	G	Braden Appelhans	R-So.	6-7 / 195	2.5	0.6	Shot 40% from 3-point range last season
4	G	Kayde Dotson	Fr.	6-2 / 190	-	-	2024 Texas 6A All-State (Beaumont, TX)
6	F	Atiki Ally Atiki	Sr.	6-10 / 225	4.0	2.9	Top 15 in BYU history in blocks/game (.798)
7	F	Ibrahima Sacko	So.	6-6 / 230	2.2	2.7	Three starts in 23-24 at Georgia Tech
11	G	Quinton Webb	R-So.	6-6 / 205	2.0	1.4	50 FG% in 2023-24 as redshirt freshman
13	F	Daniel Thomas	Fr.	6-8 / 225	-	-	2024 Texas Class 4A All-State (Dallas)
24	F	Jovan Milicevic	Fr.	6-10 / 240	-	-	Ranked 2024 No. 27 PF nationally (ESPN)

RICHARD PITINO



4th Season at New Mexico

COACHING RECORD

Year	School	Overall	Conf.
2013	FIU	18-14	11-9
2014	Minnesota	25-13	8-10
2015	Minnesota	18-15	6-12
2016	Minnesota	8-23	2-16
2017	Minnesota	24-10	11-7
2018	Minnesota	15-17	4-14
2019	Minnesota	22-14	9-11
2020	Minnesota	15-16	8-12
2021	Minnesota	14-15	6-14
2022	New Mexico	13-19	5-12
2023	New Mexico	22-12	8-10
2024	New Mexico	26-10	10-8
2025	New Mexico	0-0	0-0
TOTALS		220-178	88-135

NOTABLE

- 2024 Naismith Coach of the Year Watch List
- Led the Lobos to the 2024 Mountain West Championship and their 1st NCAA appearance in a decade
- Took UNM to the NIT in his second season, the Lobos' first postseason appearance in nine years
- Led Minnesota to the 2014 NIT Championship and two NCAA Tournament appearances
- 2017 Big Ten Coach of the Year
- 2017 NABC District 7 Coach of the Year
- 18 wins over ranked teams in eight seasons at Minnesota
- Led FIU to 10-win improvement and first winning seasons in 12 years in 2012-13 in first season as a head coach
- Five NCAA appearances in seven years as an assistant coach
- While on his father's staff at Louisville, the Cardinals reached the 2012 Final Four, the Elite Eight in 2008 and 2009 and won two Big East Championships
- While on Billy Donovan's staff at Florida, the Gators reached the Elite Eight in 2011 and won

PITINO vs. 2024-25 OPPONENTS

Air Force	5-2 (5-2 UNM)
Arizona State	first meeting
Boise State	2-4 (2-4 UNM)
Colorado St	3-4 (3-4 UNM)
Fresno St	2-3 (2-3 UNM)
Grambling State	1-0 (1-0 UNM)
Nevada	2-4 (2-4 UNM)
New Mexico State	3-1 (3-1 UNM)
Nicholls	first meeting
St. John's	1-1 (1-1 Minnesota)
Saint Mary's	2-1 (1-0 Minnesota/1-1 UNM)
San Diego St	3-3 (3-3 UNM)
San Jose St	4-1 (4-1 UNM)
A&M-Corpus Christi	1-0 (1-0 Minnesota)
Texas Southern	2-0 (1-0 FIU/1-0 UNM)
UCLA	first meeting
UNLV	1-4 (1-4 UNM)
USC	first meetings
Utah State	1-5 (1-5 UNM)
VCU	first meeting
Western NM	2-0 (2-0 UNM)
Wyoming	5-2 (5-2 UNM)

FOR OPENERS

- New Mexico is 91-30 all-time in season openers and has won 21 straight openers since a loss to Cal in the first game of the 2002-03 season
- The Lobos are 52-5 in home openers in the Pit, having won their last 18 home openers since that same loss to Cal in the 2002-03 season opener
- Richard Pitino is 10-2 in season openers, having won the last nine since a loss to his father's Louisville team in Minnesota's 2014-15 season opener in Puerto Rico

SERIES HISTORY

- New Mexico leads the all-time series with Nicholls 2-0, both at The Pit
- The Lobos won the last meeting, 75-63, in 2015-16 as Elijah Brown scored 18 points to lead UNM
- The first meeting was in 2009-10, an 83-59 New Mexico victory

AGAINST THE SOUTHLAND

- Nicholls is the first of two Southland opponents for the Lobos this season (Texas A&M-Corpus Christi)
- New Mexico has a 25-1 all-time record against Southland Conference foes and has won 23 straight against Southland opponents since a loss to Lamar in the first round of the 1984 NIT
- UNM hasn't played a Southland opponent since 2019-20, a 107-88 victory over Houston Christian (then Houston Baptist) at The Pit

CHALLENGING START

- For the fourth straight year, the Lobos open the season against a team ranked in the top 206 of the KenPom preseason rankings (No. 187 Nicholls in 2024-25, No. 206 Texas Southern in 2023-24; No. 167 Southern Utah in 2022-23, No. 195 Florida Atlantic in 2021-22)
- New Mexico is one of 39 schools to play a top-206 school to open the last four seasons
- Of those 39, most are schools that have played all on the road against power conference opponents
- The only other team to open the last four seasons by hosting a top-206 KenPom team is San Diego State

PRESEASON ACCOLADES

- For the second straight season, New Mexico had two players selected to the preseason All-Mountain West team as Donovan Dent and Nelly Junior Joseph were honored
- The Lobos were one of two teams (Boise State) to have multiple players on the 10-player team
- Last season, Dent was a second-team All-Mountain West selection

LOBOS PICKED SECOND IN MOUNTAIN WEST

- New Mexico was picked second in the preseason Mountain West poll
- It was the Lobos' highest projected finish since 2013-14 (picked to win the league)
- Boise State was picked to win the league, followed by New Mexico, Nevada, San Diego State, UNLV, Utah State, Colorado State, San Jose State, Wyoming, Fresno State and Air Force

CHALLENGING SCHEDULE

- In the preseason KenPom rankings, every one of the Lobos' opponents is ranked in the top 280 in the nation
- UNM is one of 29 teams in the nation to not have an opponent on their schedule ranked No. 300 or higher in the preseason KenPom rankings (one of 20 teams to not play a No. 280 to higher team)
- The non-conference schedule includes at least four games against teams ranked in the KenPom Top 100 (UCLA, St. John's, Arizona State, VCU) with a fifth coming against either USC or Saint Mary's

CAPTAINS NAMED

- Donovan Dent, Mustapha Amzil and CJ Noland were selected as the captains for the 2024-25 Lobos
- All are serving as a captain for the first time in their collegiate careers

MEDIA SCHEDULE

NOV. 4 Monday	NOV. 5 Tuesday	NOV. 6 Wednesday	NOV. 7 Thursday	NOV. 8 Friday	NOV. 9 Saturday	NOV. 10 Sunday
GAMEDAY vs. Nicholls 7:00				GAMEDAY vs. UCLA 8:00 pm PT Henderson, NV		

RANKINGS

ASSOCIATED PRESS (preseason)

1	Kansas (30)	0-0	1449
2	Alabama (14)	0-0	1428
3	UConn (11)	0-0	1345
4	Houston (4)	0-0	1343
5	Iowa State	0-0	1177
6	Gonzaga (1)	0-0	1157
7	Duke	0-0	1154
8	Baylor	0-0	1109
9	North Carolina	0-0	1037
10	Arizona	0-0	905
11	Auburn	0-0	901
12	Tennessee	0-0	775
13	Texas A&M	0-0	737
14	Purdue	0-0	678
15	Creighton	0-0	631
16	Arkansas	0-0	625
17	Indiana	0-0	492
18	Marquette	0-0	484
19	Texas	0-0	332
20	Cincinnati	0-0	271
21	Florida	0-0	249
22	UCLA	0-0	210
23	Kentucky	0-0	191
24	Ole Miss	0-0	132
25	Rutgers	0-0	102v c

Others receiving votes: Illinois 92, **St. John's** 91, Xavier 73, Texas Tech 58, Wake Forest 37, Kansas State 30, Ohio State 29, Michigan State 29, Michigan 19, BYU 14, Oregon 12, Miami 11, McNeese 11, Providence 9, Clemson 9, Saint Louis 9, **Boise State** 9, **VCU** 6, Mississippi State 6, **Saint Mary's** 5, Wisconsin 5, Louisville 4, UAB 4, Grand Canyon 3, Little Rock 3, Princeton 2, **San Diego State** 2, **Arizona State** 2, High Point 1, Maryland 1

COACHES (preseason)

1	Kansas (15)	0-0	743
2	Alabama (6)	0-0	718
3	UConn (6)	0-0	717
4	Houston (4)	0-0	698
5	Duke	0-0	625
6	Iowa State	0-0	591
7	Gonzaga	0-0	575
8	Baylor	0-0	545
9	Arizona	0-0	510
10	North Carolina	0-0	498
11	Auburn	0-0	465
12	Tennessee	0-0	437
13	Purdue	0-0	390
14	Creighton	0-0	342
15	Texas A&M	0-0	332
16	Arkansas	0-0	272
17	Marquette	0-0	268
18	Indiana	0-0	208
19	Texas	0-0	166
20	Cincinnati	0-0	163
21	Florida	0-0	130
22	UCLA	0-0	123
23	Kentucky	0-0	95
24	Illinois	0-0	87
25	Ole Miss	0-0	66

Others receiving votes: Texas Tech 60, Rutgers 57, **St. John's** 42, Xavier 26, Michigan State 25, Oregon 16, BYU 16, Kansas State 11, **Saint Mary's** 9, **Boise State** 9, Clemson 8, Dayton 7, Ohio State 7, Maryland 4, Grand Canyon 3, Mississippi State 2, Virginia 2, Princeton 2, Wake Forest 2, **San Diego State** 2, Wisconsin 1

2024-25 Opponents in Bold (potential)

WHO IS BACK?

- New Mexico returns eight letterwinners from last season, including two starters in Donovan Dent and Nelly Junior Joseph
- Mustapha Amzil, the 2023-24 Mountain West Sixth Man of the Year returns, as does Tru Washington, one of the league's top freshmen last season
- Braden Appelkans and Quinton Webb return after reserve roles last season during their redshirt freshman seasons
- Deraje Agbaosi and Shane Douma-Sanchez are coming off a redshirt season in 2023-24

WHO IS NEW?

- New Mexico added eight new players to the roster (four transfers and four freshmen)
- All four transfers have power conference experience (CJ Noland - All Big XII Freshman Team at Oklahoma before playing last year at North Texas), Atiki Ally Atiki (BYU), Ibrahima Sacko (Georgia Tech), Filip Borovic-anin (Arizona)
- Jovan Milicevic was a four-star recruit in the Class of 2024, while Kayde Dotson and Daniel Thomas were both All-State honorees in Texas

DENT ON POINT

- Preseason All-Mountain West guard Donovan Dent is one of the nation's top point guards
- Dent is the only Division I player in the nation to return after totalling at least 490 points and 190 assists last year
- His 190 assists last season were sixth most in a season in Lobo history and the most ever by a Lobo sophomore
- Dent enters the season with 269 career assists, already T-20th on the UNM career list
- Last year, he was one of two players in the nation with a 30-point game (31 vs. Boise State) and a 14-assist game (14 vs. Utah State) against Division I opponents (Tyler Kolek - Marquette)

OH NELLY

- Preseason All-Mountain West center Nelly Junior Joseph looks to be one of the top post players in the conference this season
- Joseph has 43 career double-doubles, the fourth most among active Division I players
- Last season Joseph was the only Lobo to start all 36 games, tying the UNM record for starts in a season
- He is UNM's leading returning rebounder (8.2 rpg), field goal percentage (.550) and blocks (49)

NCAA DIVISION I ACTIVE DOUBLE-DOUBLE LEADERS

68	Norchad Omier	(Baylor)
60	Johni Broome	(Auburn)
48	Hunter Dickinson	(Kansas)
43	Nelly Junior Joseph	(New Mexico)

ON THE AIR

- New Mexico will play at least 18 games this season on national television
- 14 of UNM's 20 Mountain West games are televised, meaning 49 of the last 56 conference games have been on TV (2nd most in the conference)
- The Lobos will play two games this season on broadcast television, hosting San Diego State on CBS for the second straight year (Jan. 11) and playing on FOX for the first time ever on Jan. 25 at UNLV

LAST TIME OUT

- The Lobos ended the preseason with a 74-70 win over UTEP in a charity exhibition at The Pit, benefitting the UNM Children's Hospital
- Donovan Dent led New Mexico with 19 points and five assists
- Tru Washington added 17 points and four steals
- Nelly Junior Joseph had seven points to go with 16 rebounds and five blocks
- New Mexico had a 56-30 rebounding edge

QUICK FACTS

THE UNIVERSITY OF NEW MEXICO

Location	Albuquerque, N.M.
Founded	1889 by Territorial Legislature
Enrollment	22,852
Nickname	Lobos
Colors	Cherry (PMS 200) & Silver (PMS 428)
Conference	Mountain West
National Affiliation	NCAA Division I

President	Dr. Garnett S. Stokes
Interim Director of Athletics	David Williams
Facility	The Pit
Capacity	15,411
Age	Built in 1966 (Renovated in 2009-10)



2024-25 LOBO BASKETBALL

DOUBLE TIME

DOUBLE-DOUBLES

	2024-25	CAREER	STREAK
Nelly Junior Joseph	-	43%	1
Donovan Dent	-	3	-
Mustapha Amzil	-	2%	-
Tru Washington	-	1	-

DOUBLE FIGURE POINTS

	2024-25	CAREER	STREAK
Nelly Junior Joseph	-	85%	1
Mustapha Amzil	-	50%	-
Donovan Dent	-	32	-
CJ Noland	-	23%	5
Tru Washington	-	9	-
Atiki Ally Atiki	-	7%	-
Braden Appelhans	-	2	-
Filip Borovicarin	-	1%	-
Ibrahima Sacko	-	1%	-

DOUBLE FIGURE REBOUNDS

	2024-25	CAREER	STREAK
Nelly Junior Joseph	-	50%	1
Mustapha Amzil	-	3%	-
Atiki Ally Atiki	-	2%	-
Tru Washington	-	1	-

BIG TIME GAMES

20-POINT GAMES

	2024-25	CAREER	STREAK
Nelly Junior Joseph	-	9%	-
Donovan Dent	-	8	-
Mustapha Amzil	-	2%	-
CJ Noland	-	2%	-
Tru Washington	-	1	-

30-POINT GAMES

	2024-25	CAREER	STREAK
Donovan Dent	-	1	-

10-ASSIST GAMES

	2024-25	CAREER	STREAK
Donovan Dent	-	3	-

% Career totals include games at previous schools (NCAA Division I)

COUNT IT, AND ONE!

AND ONES...

	2024-25	CAREER ^A
Donovan Dent	-	12
Tru Washington	-	7
Nelly Junior Joseph	-	3
Mustapha Amzil	-	1

* made FG while fouled, followed by a made FT | ^A UNM career only | (#) - 4pt plays

UP NEXT

- The Lobos travel to Las Vegas to meet No. 22 UCLA on Friday night in Henderson
- It marks the second year in a row that UNM will play a ranked team on the opening week of the season (last year at No. 23 Saint Mary's)
- The Lobos and Bruins haven't played since the 1997-98 season, a 69-58 UCLA win at the Wooden Classic in Anaheim



2024-25 LOBO BASKETBALL

2024-25 ROSTER

NO.	PLAYER	PRONUNCIATION	POS.	YR.	HT.	HOMETOWN	SOCIAL	
0	CJ NOLAND		G	Grad.	6-4	Waxahachie, TX	X @CjNoland1	@ thecjnoland
1	BRADEN APPELHANS	apple-hahns	G	R-So.	6-7	Blue Springs, MO	X @AppelhansBraden	@ bradenappelhans1
2	DONOVAN DENT		G	Jr.	6-2	Riverside, CA	X @Donovandent1	@ donovandent2
3	TRU WASHINGTON		G	So.	6-4	Phoenix, AZ	X @washington_tru	@ truWASHINGTON
4	KAYDE DOTSON	cade	G	Fr.	6-2	Beaumont, TX	X @iamkaydedotson	@ kayde_._
6	ATIKI ALLY ATIKI	ah-TEE-kee ollie	F	Sr.	6-10	Mwanza, Tanzania	X @AtikiAtiki1	@ atikially3a
7	IBRAHIMA SACKO	E-bra-HE-ma SOCK-oh	F	So.	6-6	Conakry, Guinea		@ sacko0812
8	FILIP BOROVCANIN	bor-oh-VEECH-an-in	F	Jr.	6-9	Belgrade, Serbia	X @borovicinan_4	@ borovicinan_4
11	QUINTON WEBB		G	R-So.	6-6	San Bernardino, CA	X @_quintonwebb5	@ quintonwebb11
13	DANIEL THOMAS		F	Fr.	6-8	Dallas, TX	X @OnlyDaniel	@ danthomas_13
21	DERAJE AGBAOSI	derr-ah-ZHAY ag-BOW-see	F	R-Jr.	6-7	Union, NJ		@ _deraje
22	MUSTAPHA AMZIL	ahm-SEAL	F	Sr.	6-9	Helsinki, Finland	X @CantStaphMe	@ mustaphaamzil
23	NELLY JUNIOR JOSEPH		F	Sr.	6-10	Benin City, Nigeria	X @eazynelz	@ eazynelz
24	JOVAN MILICEVIC	YO-vahn mill-LEECH-ah-vich	F	Fr.	6-10	Toronto, ON		@ jovan.m23
32	SHANE DOUMA-SANCHEZ	DUE-ma	G	R-Fr.	6-1	Laguna Pueblo, NM	X @ds32_shaneshane	@ saucy_shaneshane
35	DYLAN CHAVEZ		G	Fr.	6-5	Albuquerque, NM	X @dylanchavez00	@ dylanchavez0

Head Coach	Richard Pitino	4th Season / Providence, 2005
Associate Head Coach	Isaac Chew	4th Season / Avila, 1999
Assistant Coach	Tarvish Felton	3rd Season / Southern Utah, 1999
Assistant Coach	Aaron Katsuma	2nd Season / Minnesota, 2014
Assistant Coach	Dave Pilipovich	4th Season / Thiel, 1986
Assistant Coach/Video Coordinator	Danny Walters	3rd Season / Texas A&M, 2020
Director of Basketball Operations	Peyton Stephens	4th Season / Texas A&M, 2019
Strength & Conditioning Coach	Matthew Flores	4th Season / Arizona State, 2012
Sports Medicine	Grant Smith	1st Season / Missouri, 2020
Communications	Steve Kirkland	4th Season / Penn State, 2001

THE LAST TIME

A NEW MEXICO PLAYER...

- **Scored 30 points:** Donovan Dent (31) vs. Boise State (1/31/24)
- **Scored 35 points:** Jaelen House (42) at Air Force (2/5/22)
- **Scored 40 points:** Jaelen House (42) at Air Force (2/5/22)
- **Two players with 20 points:** Jaelen House (28) and Jamal Mashburn, Jr. (22), vs. San Diego State (3/16/24) *MWT*
- **Two players with 25 points:** Jamal Mashburn, Jr. (27) and JT Toppin (27), vs. Toledo (11/21/23)
- **Three players with 20 points:** Corey Manigault (28), Zane Martin (23) & Vance Jackson (20) vs. Wyoming (2/8/20)
- **20-point game off the bench:** Tru Washington (21) vs. New Mexico State (12/2/23)
- **20-points in one half:** Jaelen House (26¹) vs. New Mexico State (12/2/23)
- **All player with back-to-back 30-point games:** Ruben Douglas (2/24/03-3/1/03)
- **One player scored in double figures:** at Air Force (2/24/21)
- **No players scored in double figures:** at Boise State (12/23/20)
- **Five players scored in double figures:** at Utah State (3/9/24)
- **All five starters scored in double figures:** at San Jose State (1/24/24)
- **Six players scored in double figures:** vs. Utah State (1/16/24)
- **Had 15 rebounds:** JT Toppin (16) vs. Fresno State (3/6/24)
- **Had 20 rebounds:** Carlton Bragg (20) at Wyoming (3/9/19)
- **Two players with 10 rebounds:** JT Toppin (16) & Nelly Junior Joseph (12) vs. Fresno State (3/6/24)
- **Double-Double:** Nelly Junior Joseph vs. Clemson (3/22/24) *NCAA*
- **Two players had a double-double:** JT Toppin & Nelly Junior Joseph vs. Fresno State (3/6/24)
- **Three players had a double-double:** Corey Manigault, Zane Martin & Vance Jackson vs. Wyoming (2/8/20)
- **Double-Double with points and assists:** Donovan Dent vs. Utah State (1/16/24)
- **Four Double-Doubles in a row:** Morris Udeze (1/7/23-1/17/23)
- **Triple-Double:** Luc Longley vs. Penn State (3/28/90) *NIT*
- **20 points and 20 rebounds:** Carlton Bragg (22/20) at Wyoming (3/9/19)
- **10 assists:** Donovan Dent (14) vs. Utah State (1/16/24)
- **5 Blocked Shots:** JT Toppin (5) vs. UNLV (2/10/24)
- **5 Steals:** Donovan Dent (5) vs. Boise State (3/14/24) *MWT*
- **Led UNM in Points, Rebounds and Assists:** Makuach Malauch at Fresno State (1/30/21)
- **Hit a last second shot to win a game (1.0 or later):** Donovan Dent vs. UT Arlington (11/16/23), layup with 0.5 left to win 82-80
- **Played the entire game:** Jaelen House at Air Force (2/5/22)
- **Played 40 or more minutes:** Four players at Nevada (2ot) (1/23/23)

NEW MEXICO TEAM...

- **Won in Overtime:** 81-79 vs. Boise State (1/20/23)
- **Lost in Overtime:** 94-97 at Nevada (2ot) (1/23/23)
- **Played Two Overtimes:** L, 94-97 (2ot) at Nevada (1/23/23)
- **Played Three Overtimes:** W, 104-99 (3ot) vs. Fresno State (3/8/96) *WACT*
- **Shot 70 percent for a Half:** 73.3 (22-30)², vs. Houston Baptist (12/22/19)
- **Shot 60 percent in a Game:** 60.4 (32-53) vs. New Mexico State (12/2/23)
- **Shot less than 30 percent in a Game:** 29.7 (19-64) vs. Clemson (3/22/24) *NCAA*
- **Shot 90 percent from the free throw line:** 92.3 (12-13) vs. Air Force (3/13/24) *MWT*
- **Shot 50 percent from 3-point line:** 50.0 (11-21) vs. Nevada (1/28/24)
- **Shot less than 30 percent in a half:** 24.1 (19-64)², vs. Clemson (3/22/24) *NCAA*
- **Shot less than 20 percent in a half:** 19.2 (5-26)¹, vs. Utah State (1/6/21)
- **Shot 55 percent or better and lost:** 59.6 (31-52) vs. New Mexico State (11/17/18)
- **Attempted 50 FTs:** 52 at UTEP (1/2/08)
- **Made 30 FTs:** 36 vs. UTSA (12/10/22)
- **Made 10 3-pt FGs:** 13, at Wyoming (2/6/24)
- **Failed to make a 3-pt FG:** vs. Washington State (12/25/15)
- **Had 50 rebounds:** 54, vs. Fresno State (3/6/24)
- **Had 25 assists:** 26, vs. San Jose State (1/23/21)
- **Had 15 steals:** 16, vs. Wyoming (1/6/24)
- **Had 10 blocks:** 10, vs. Fresno State (3/6/24)
- **Scored 50 pts in a half:** 51², at Wyoming (2/6/24)
- **Scored 60 pts in a half:** 61², vs. Houston Baptist (12/22/19)
- **Scored 100 pts (MW):** 108, at Colorado State (2/28/18)
- **Scored 100 pts (non-conf):** 106, vs. New Mexico State (12/2/23)
- **Scored under 20 pts in 1st half:** 19, at Fresno State (1/28/21)
- **Scored under 20 pts in 2nd half:** 18, at UNLV (1/18/21)
- **Scored under 50 pts in a game:** 46, at UNLV (1/18/21)
- **Never trailed:** vs. Colorado State (3/15/24) *MWT*

AN OPPOSING PLAYER...

- **Scored 30 points:** Max Rice (35), Boise State (1/31/24)
- **Scored 35 points:** Max Rice (35), Boise State (1/31/24)
- **Scored 40 points:** Jordan Caroline (45), Nevada (1/7/17)
- **Two players with 20 points:** O'Mar Stanley (24) & Tyson Degenhart (23), at Boise State (3/2/24)
- **Two players with 25 points:** Graham Ike (29) & Hunter Maldonado (25), at Wyoming (1/22/22)
- **Three players with 20 points:** Will Baker (28), Jarod Lucas (22) & Kenan Blackshear (20), at Nevada (1/13/23)
- **20-point game off the bench:** Max Rice (22), Boise State (12/23/20)
- **One player scored in double figures:** San Diego State (3/16/24) *MWT*
- **No players scored in double figures:** Nevada (1/28/24)
- **Five players scored in double figures:** Air Force (2/24/24)
- **All five starters scored in double figures:** Utah State (1/8/22)
- **Six players scored in double figures:** Utah State (1/8/22)
- **Had 15 rebounds:** Graham Ike (15), at Wyoming (1/22/22)
- **Had 20 rebounds:** Ryan Watkins (22), Boise State (1/21/14)
- **Two players with 10 rebounds:** O'Mar Stanley (12) & Tyson Degenhart (12), vs. Boise State (3/14/24) *MWT*
- **Double-Double:** Ian Schieffelin, vs. Clemson (3/22/24) *NCAA*
- **Two players had a double-double:** O'Mar Stanley & Tyson Degenhart, at Boise State (3/2/24)
- **Double-Double with points and assists:** Isaiah Stevens, at Colorado State (3/3/23)
- **Triple-Double:** Omari Moore, at San Jose State (2/20/22)
- **10 assists:** Alvaro Cardenas (10), at San Jose State (1/24/24)
- **5 Blocked Shots:** Neemias Queta (5), Utah State (1/6/21)
- **5 Steals:** Kenan Blackshear (5), at Nevada (1/23/23)
- **Hit a last second shot to win a game (1.0 or later):** Lamont Butler, San Diego State (2/25/23), three-pointer as time expired to win 73-71

OPPONENT TEAM...

- **Shot 70 percent for a Half:** 73.1 (19-26)², at Air Force (2/10/23)
- **Shot 60 percent in a Game:** 66.0 (35-53) at Air Force (2/10/23)
- **Shot less than 30 percent in a Game:** 29.4 (20-68), Boise State (3/14/24) *MWT*
- **Shot 90 percent from the free throw line:** 100.0 (5-5), at San Jose State (1/24/24)
- **Shot 50 percent from 3-point line:** 50.0 (12-24), Pepperdine (11/24/23)
- **Shot less than 30 percent in a half:** 27.6 (8-29)², San Diego State (3/16/24) *MWT*
- **Shot less than 20 percent in a half:** 18.5 (5-27)¹, at Fresno State (1/28/21)
- **Shot 55 percent or better and lost:** 57.8 (37-64) at Wyoming (2/20/18)
- **Attempted 50 FTs:** 50, New Mexico State (12/11/82)
- **Made 30 FTs:** 35, Utah State (3/14/19)
- **Made 10 3-pt FGs:** 11, Air Force (2/24/24)
- **Failed to make a 3-pt FG:** New Mexico State (12/16/15)
- **Had 50 rebounds:** 52, Boise State (1/15/22)
- **Had 25 assists:** 27, at Colorado State (3/3/21)
- **Had 15 steals:** 15, UAB (11/25/21)
- **Had 10 blocks:** 10, Utah State (1/6/21)
- **Scored 50 pts in a half:** 54², at Boise State (3/2/24)
- **Scored 60 pts in a half:** 61², at Wyoming (2/20/18)
- **Scored 100 pts (MW):** 105, at Colorado State (1/15/20)
- **Scored 100 pts (non-conf):** 100, at New Mexico State (12/4/18)
- **Scored under 20 pts in 1st half:** 19, at Fresno State (1/28/21)
- **Scored under 20 pts in 2nd half:** 19, New Mexico State (12/3/14)
- **Scored under 50 pts in a game:** 46, Northern New Mexico (2/11/22)
- **Never trailed:** at Saint Mary's (11/9/23)

COMEBACKS...

	New Mexico Comeback	Opponent Comeback
Trailing at Half	Wyoming (3/8/23) ^{35-38 / 87-76}	at Utah State (3/9/24) ^{39-44 / 87-85}
Trailing w/8:00 left	vs. SDSU (3/16/24) ^{51-54 / 68-61}	at Utah State (3/9/24) ^{68-69 / 87-85}
Trailing w/4:00 left	at Nevada (2/13/24) ^{71-73 / 83-82}	Air Force (2/24/24) ^{67-70 / 78-77}
Trailing w/2:00 left	at Wyoming (12/31/22) ^{72-74 / 76-75}	Air Force (2/24/24) ^{70-72 / 78-77}
Trailing w/1:00 left	at NMSU (12/15/23) ^{68-72 / 73-72}	Air Force (2/24/24) ^{73-76 / 78-77}
Trailing any pt in final 30 sec of 2nd half or 30 sec of OT	vs. CSU (2/21/24) ^{65-66 / 68-66}	Air Force (2/24/24) ^{75-77 / 78-77}



2024-25 LOBO BASKETBALL

NEW MEXICO				74		GAME #0 (exhibition)					
UTEP				70		Oct. 28, 2024					
						The Pit (10,359)					
						Albuquerque, NM					
UTEP	FG	3FG	FT	O-D-T	PF	TP	A	TO	BS	S	MP
23 Frazier*	8-14	4-6	1-1	1-0-1	3	21	1	0	1	2	22
34 Kalu*	3-6	0-0	1-2	2-2-4	3	7	0	0	0	0	17
4 Camper*	1-5	0-1	0-0	0-2-2	3	2	1	1	0	2	30
5 Terrell*	2-6	0-0	1-1	2-0-2	5	5	4	1	0	3	22
13 Barnes*	2-8	1-4	2-2	0-3-3	4	7	4	2	0	3	27
1 Thomas	1-4	1-2	1-2	0-2-2	1	4	1	0	0	0	16
3 Hebb	1-1	0-0	0-0	0-0-0	0	2	0	2	0	0	5
11 Horton	0-3	0-3	2-2	0-3-3	5	2	0	1	0	0	20
12 Bynum	2-10	1-6	1-1	0-4-4	1	6	1	2	0	2	19
32 Hamilton	5-7	0-0	0-0	3-2-5	2	10	0	0	0	0	11
33 Jones	1-6	0-2	2-2	0-1-1	0	4	0	1	2	0	11
TEAM				1-2-3							
Totals	26-70	7-24	11-13	9-21-30	27	70	12	11	3	12	200
UNM	FG	3FG	FT	O-D-T	PF	TP	A	TO	BS	S	MP
8 Borovicainin*	0-2	0-1	1-1	2-3-5	0	1	2	1	0	1	20
22 Amzil*	1-8	0-5	4-4	2-9-11	0	6	1	1	1	0	20
23 Joseph*	3-7	0-0	1-5	4-12-16	3	7	1	4	5	0	30
2 Dent*	5-6	1-1	8-10	0-0-0	2	19	5	5	0	0	32
3 Washington*	5-12	3-5	4-5	2-4-6	1	17	2	2	0	4	28
0 Noland	0-4	0-3	2-2	0-1-1	1	2	0	4	0	1	16
1 Appelhans	0-3	0-3	4-4	0-3-3	0	4	0	1	0	1	8
4 Dotson	0-1	0-1	1-2	0-1-1	1	1	0	3	1	0	8
6 Atiki	1-2	0-0	2-2	3-1-4	3	4	1	2	0	1	10
7 Sacko	2-4	0-1	0-0	2-0-2	0	4	1	0	2	0	12
11 Webb	1-2	0-1	0-1	0-1-1	1	2	0	1	1	1	8
24 Milicevic	3-4	1-2	0-0	1-2-3	1	7	1	1	1	0	8
TEAM				3-0-3							
Totals	21-55	5-23	27-36	19-37-56	13	74	14	25	11	9	200
		1st	2nd	Total		FG%	3FG%	FT%			
UTEP		30	40	70		37.1	29.2	84.6			
New Mexico		36	38	74		38.2	21.7	75.0			

Points in the Paint-UTEP 38, UNM 28; Points off Turnovers-UTEP 17, UNM 14
2nd Chance Points-UTEP 10, UNM 19; Fast Break Points-UTEP 10, UNM 16
Bench Points-UTEP 28, UNM 24. Score Tied-2 times. Lead changed-4 times.
Largest lead-UTEP by 1 1st-9:50, UNM by 14 2nd-5:01.
UTEP led for 0:46, UNM led for 38:38, Game tied 0:36.
Officials: Mike Littlewood, Deldre Carr, Bianca Burns
Technical: none



2024-25 LOBO BASKETBALL

LOBO HIGHS AND LOWS

	SEASON HIGH	SEASON LOW	PITINO ERA HIGH	PITINO ERA LOW
Points	-	-	106, vs. New Mexico State (12/2/23)	47, at San Diego St (1/31/22)
Points (Half)	-	-	57 ² , at Wyoming (1/22/22)	21 ¹ , at Utah State (2/22/22)
Victory Margin	-	-	+44, vs. New Mexico State (12/2/23)	-
FGs	-	-	39, vs. Utah State (1/16/24)	16, at San Diego St (1/31/22)
FGAs	-	-	79, vs. Fresno State (3/6/24)	49, vs. Boise State (1/15/22)
FG%	-	-	.607, at San Jose State (2/17/23)	.297, vs. Clemson (3/22/24)
FG% (half)	-	-	.656 ² , at Wyoming (1/22/22)	.241 ² , vs. Clemson (3/22/24)
3FGs	-	-	17, vs. Utah State (1/8/22)	2, three times
3FGAs	-	-	35, twice	9, vs. North Dakota St (11/26/22)
3FG%	-	-	.636, at San Jose State (2/17/23)	.125, vs. Air Force (2/26/22)
FTs	-	-	36, vs. UTSA (12/10/22)	2, at Colorado State (1/19/22)
FTAs	-	-	46, vs. UTSA (12/10/22)	4, at Colorado State (1/19/22)
FT%	-	-	1.00 vs. Northern NM (2/11/22)	.300, at Utah State (2/22/22)
Off Rebs	-	-	19, twice	3, twice
Def Rebs	-	-	45, vs. Prairie View A&M (12/20/22)	15, twice
Total Rebs	-	-	64, vs. Prairie View A&M (12/20/22)	23, at Wyoming (1/22/22)
Rebound Margin	-	-	+27, vs. Prairie View A&M (12/20/22)	-
Fouls	-	-	28, vs. Boise State (1/15/22)	9, twice
Assists	-	-	24, vs. New Mexico State (12/2/23)	5, at San Diego St (1/14/23)
Turnovers	-	-	20, vs. UAB (11/25/21)	4, twice
Blocks	-	-	14, twice	0, at San Diego St (2/16/24)
Steals	-	-	18, vs. Santa Clara (12/9/23)	1, vs. San Jose St (1/17/23)
Double Figure Scorers	-	-	6, vs. Utah State (1/16/24)	2, numerous times
Players to Score	-	-	12, twice	5, twice

OPPONENT HIGHS AND LOWS

	SEASON HIGH	SEASON LOW	PITINO ERA HIGH	PITINO ERA LOW
Points	-	-	97, at Nevada (1/23/23)	46, Northern NM (2/11/22)
Points (Half)	-	-	54 ² , at Boise State (3/2/24)	20 ¹ , Western NM (2/6/22)
Victory Margin	-	-	+29, at UNLV (1/11/22)	-
FGs	-	-	37, New Mexico State (12/6/21)	18, three times
FGAs	-	-	76, Boise State (1/20/23)	46, Fresno State (1/25/22)
FG%	-	-	.660, at Air Force (2/10/23)	.282, Prairie View A&M (12/20/22)
FG% (half)	-	-	.741 ² , at San Jose St (2/20/22)	.216 ¹ , North Dakota St (11/26/22)
3FGs	-	-	12, three times	2, twice
3FGAs	-	-	36, Oral Roberts (1/9/23)	8, UNLV (2/10/24)
3FG%	-	-	.550, at Colorado State (3/3/23)	.125, Iona (12/18/22)
FTs	-	-	27, three times	2, twice
FTAs	-	-	38, Boise State (1/15/22)	4, San Diego St (2/25/23)
FT%	-	-	1.00, at San Jose St (1/24/24)	.400, New Mexico St (12/6/21)
Off Rebs	-	-	29, at San Jose State (2/17/23)	2, vs. Toledo (11/21/23)
Def Rebs	-	-	38, twice	15, No. Colorado (11/27/22)
Total Rebs	-	-	52, Boise State (1/15/22)	22, No. Colorado (11/27/22)
Rebound Margin	-	-	+27, Boise State (1/15/22)	-
Fouls	-	-	30, Southern Utah (11/7/22)	10, at Colorado St (1/19/22)
Assists	-	-	23, twice	7, Prairie View A&M (12/20/22)
Turnovers	-	-	26, vs. Santa Clara (12/9/23)	4, San Jose State (1/17/23)
Blocks	-	-	9, twice	0, numerous times
Steals	-	-	15, vs. UAB (11/25/21)	1, twice
Double Figure Scorers	-	-	6, Utah State (1/8/22)	0, Nevada (1/28/24)
Players to Score	-	-	12, UTSA (12/10/22)	5, at Air Force (1/20/24)

Bold denotes school record



#1

CJ NOLAND

Senior | Guard | 6-4 | 210 | Waxahachie, Texas | Waxahachie HS [Oklahoma/North Texas]



Season Highs

Pts	--
Reb	--
FG	--
FGA	--
3FG	--
3FGA	--
FT	--
FTA	--
Ast	--
Blk	--
Stl	--
Min	--

Career Highs

23	vs. Tulane (3/14/24) ^{NT}
7	at Seton Hall (3/23/24) ^{NT}
7	three times
18	at Florida Atlantic (1/28/24) ^{NT}
4	vs. Tulane (3/14/24) ^{NT}
6	at Florida Atlantic (1/28/24) ^{NT}
6	vs. Omaha (11/11/23) ^{NT}
9	vs. Tulane (3/14/24) ^{NT}
5	four times
1	15 times
4	at Boise State (12/5/23) ^{NT}
36	vs. Tulane (1/6/24) ^{NT}

MW Career Highs

--
--
--
--
--
--
--
--
--
--
--
--

-- PPG | -- RPG | -- MPG | -- APG

2024-25 GAME-BY-GAME

Opponent	MP	FG-A	3G-A	FT-A	O-D-T	PF	A	TO	BS	ST	TP
Nicholls											

* game started

SEASON NOTES

- Tri-Captain
- Had two points in the exhibition vs. UTEP (Oct. 28)


	2024-25	CAREER	STREAK
Double Figure Scoring	-	23	5
20-Point Games	-	2	-

CAREER STATISTICS

Year	G-GS	Min-Avg.	FG-FGA	Pct.	3FG-3FGA	Pct.	FT-FTA	Pct.	Off-Def.	Reb-Avg.	PF-DQ	Ast	TO	Blk	Stl	Pts-Avg
2021-22 %	33-0	416-12.6	52-97	.536	17-39	.436	9-13	.692	7-41	48-1.5	34-0	22	26	3	22	130-3.9
Conf	16-0	192-12.0	22-42	.524	7-17	.412	5-7	.714	2-16	18-1.1	17-0	7	12	1	9	56-3.5
2022-23 %	26-8	378-14.5	30-84	.357	13-55	.236	10-19	.526	5-30	35-1.3	19-0	15	20	1	12	83-3.2
Conf	13-0	193-14.8	17-43	.395	8-31	.258	6-9	.667	4-11	15-1.2	8-0	10	9	0	6	48-3.7
2023-24 ^	29-20	757-26.1	111-254	.437	33-86	.384	60-87	.690	11-70	81-2.8	59-0	58	52	7	28	315-10.9
Conf	13-8	380-29.2	55-139	.396	9-41	.220	31-44	.705	5-34	39-3.0	26-0	29	25	2	11	150-11.5
2024-25	0-0															
Conf	0-0															
CAREER	88-28	1551-17.6	193-435	.444	63-180	.350	79-119	.664	23-141	164-1.9	112-0	95	98	11	62	528-6.0

% at Oklahoma | ^ at North Texas

R-Sophomore | Guard | 6-7 | 195 | Blue Springs, MO | Western Reserve Academy



Season Highs

Pts	--
Reb	--
FG	--
FGA	--
3FG	--
3FGA	--
FT	--
FTA	--
Ast	--
Blk	--
Stl	--
Min	--

Career Highs

14	vs. Eastern New Mexico (12/29/23)
5	vs. Western New Mexico (12/6/22)
5	vs. Eastern New Mexico (12/29/23)
8	vs. Eastern New Mexico (12/29/23)
4	vs. Eastern New Mexico (12/29/23)
6	twice
2	twice
2	three times
3	vs. Eastern New Mexico (12/29/23)
2	vs. Prairie View A&M (12/20/22)
1	five times
20	twice

MW Career Highs

--	
--	
--	
3	vs. Air Force (3/13/24) ^{MW}
--	
2	vs. Air Force (3/13/24) ^{MW}
--	
--	
--	
--	
4	vs. Fresno State (3/6/24)

-- PPG | -- RPG | -- MPG | -- 3FG

2024-25 GAME-BY-GAME

Opponent	MP	FG-A	3G-A	FT-A	O-D-T	PF	A	TO	BS	ST	TP
Nicholls											

* game started

SEASON NOTES

- Had four points in the exhibition vs. UTEP (Oct. 28)

	2024-25	CAREER	STREAK
Double Figure Scoring	-	2	-


CAREER STATISTICS

Year	G-GS	Min-Avg.	FG-FGA	Pct.	3FG-3FGA	Pct.	FT-FTA	Pct.	Off-Def.	Reb-Avg.	PF-DQ	Ast	TO	Blk	Stl	Pts-Avg
2022-23	10-0	62-6.2	4-15	.267	2-11	.182	0-2	.000	0-12	12-1.2	5-0	1	1	3	1	10-1.0
Conf	2-0	2-1.0	0-1	.000	0-0	.000	0-0	.000	0-0	0-0.0	0-0	0	0	0	0	0-0.0
2023-24	16-0	94-5.9	13-34	.382	10-25	.400	4-4	1.000	1-8	9-0.6	8-0	5	5	1	4	40-2.5
Conf	4-0	11-2.8	0-2	.000	0-1	.000	0-0	.000	0-2	2-0.5	1-0	0	0	0	0	0-0.0
2024-25	0-0															
Conf	0-0															
CAREER	26-0	156-6.0	17-49	.347	12-36	.333	4-6	.667	1-20	21-0.8	13-0	6	6	4	5	50-1.9



#2 DONOVAN DENT

Junior | Guard | 6-2 | 185 | Riverside, CA | Centennial HS



Season Highs

Pts	--
Reb	--
FG	--
FGA	--
3FG	--
3FGA	--
FT	--
FTA	--
Ast	--
Blk	--
Stl	--
Min	--

Career Highs

31	vs. Boise State (1/31/24)
6	three times
12	vs. Boise State (1/31/24)
18	twice
2	three times
4	vs. Wyoming (1/6/24)
7	twice
10	vs. Pepperdine (11/24/23)
14	vs. Utah State (1/16/24)
3	twice
5	vs. Boise State (3/14/24) ^{MWT}
37	at Wyoming (2/6/24)

MW Career Highs

31	vs. Boise State (1/31/24)
6	at Wyoming (2/6/24)
12	vs. Boise State (1/31/24)
18	vs. Boise State (1/31/24)
2	twice
4	vs. Wyoming (1/6/24)
7	twice
9	vs. Colorado State (2/21/24)
14	vs. Utah State (1/16/24)
3	vs. Boise State (1/20/23)
5	vs. Boise State (3/14/24) ^{MWT}
37	at Wyoming (2/6/24)

-- PPG | -- APG | -- MPG | -- SPG

2024-25 GAME-BY-GAME

Opponent	MP	FG-A	3G-A	FT-A	O-D-T	PF	A	TO	BS	ST	TP
Nicholls											

* game started

SEASON NOTES

- Tri-Captain
- Preseason All-Mountain West Team
- Led UNM with 19 points and five assists in the exhibition vs. UTEP (Oct. 28)

UNM CAREER RECORD BOOK

	Total	Rank	Up Next
Assists:	269	20th	Russell Saunders (271-19th)

	2024-25	CAREER	STREAK
Double-Doubles	-	3	-
Double Figure Scoring	-	31	-
20-Point Games	-	8	-
30-Point Games	-	1	-
10-Assist Games	-	3	-

CAREER STATISTICS

Year	G-GS	Min-Avg.	FG-FGA	Pct.	3FG-3FGA	Pct.	FT-FTA	Pct.	Off-Def.	Reb-Avg.	PF-DQ	Ast	TO	Blk	Stl	Pts-Avg
2022-23	34-2	629-18.5	69-136	.507	4-19	.211	50-73	.685	10-59	69-2.0	61-1	79	55	25	30	192-5.6
Conf	18-2	319-17.7	31-67	.463	2-13	.154	24-34	.706	4-31	35-1.9	35-1	31	30	10	17	88-4.9
2023-24	35-35	1096-31.3	195-375	.520	15-40	.375	88-129	.682	13-75	88-2.5	67-0	190	79	24	53	493-14.1
Conf	18-18	585-32.5	96-186	.516	8-23	.348	48-66	.727	6-38	44-2.4	37-0	92	37	14	21	248-13.8
2024-25	0-0															
Conf	0-0															
CAREER	69-37	1725-25.0	264-511	.517	19-59	.322	138-202	.683	23-134	157-2.3	128-1	269	134	49	83	685-9.9



#3

TRU WASHINGTON

Sophomore | Guard | 6-4 | 205 | Phoenix, AZ | AZ Compass Prep



Season Highs

Pts	--
Reb	--
FG	--
FGA	--
3FG	--
3FGA	--
FT	--
FTA	--
Ast	--
Blk	--
Stl	--
Min	--

Career Highs

21	vs. New Mexico State (12/2/23)
12	vs. Pepperdine (11/24/23)
7	twice
13	vs. Pepperdine (11/24/23)
3	vs. New Mexico State (12/2/23)
4	twice
8	vs. New Mexico State (12/2/23)
10	vs. New Mexico State (12/2/23)
6	vs. New Mexico State (12/2/23)
2	vs. Utah State (1/16/24)
5	twice
33	vs. Pepperdine (11/24/23)

MW Career Highs

14	vs. Air Force (3/13/24) ^{MW}
6	vs. UNLV (2/10/24)
6	vs. Air Force (3/13/24) ^{MW}
9	three times
2	twice
3	four times
3	at UNLV (1/9/24)
3	at UNLV (1/9/24)
3	twice
2	vs. Utah State (1/16/24)
5	at UNLV (1/9/24)
23	twice

-- PPG | -- APG | -- MPG | -- SPG

2024-25 GAME-BY-GAME

Opponent	MP	FG-A	3G-A	FT-A	O-D-T	PF	A	TO	BS	ST	TP
Nicholls											

* game started

SEASON NOTES

- Had 17 points, six rebounds and four steals in the exhibition vs. UTEP (Oct. 28)

	2024-25	CAREER	STREAK
Double-Doubles	-	1	-
Double Figure Scoring	-	9	-
20-Point Games	-	1	-
10-Rebound Games	-	1	-

CAREER STATISTICS

Year	G-GS	Min-Avg.	FG-FGA	Pct.	3FG-3FGA	Pct.	FT-FTA	Pct.	Off-Def.	Reb-Avg.	PF-DQ	Ast	TO	Blk	Stl	Pts-Avg
2023-24	35-1	622-17.8	86-204	.422	20-71	.282	40-59	.678	29-86	115-3.3	63-0	44	37	8	49	232-6.6
Conf	18-0	275-15.3	33-91	.363	7-35	.200	12-19	.632	13-29	42-2.3	30-0	16	12	5	28	85-4.7
2024-25	0-0															
Conf	0-0															
CAREER	35-1	622-17.8	86-204	.422	20-71	.282	40-59	.678	29-86	115-3.3	63-0	44	37	8	49	232-6.6

Freshman | Guard | 6-2 | 190 | Beaumont, Texas | Beaumont United HS



	Season Highs	Career Highs	MW Career Highs
Pts	--	--	--
Reb	--	--	--
FG	--	--	--
FGA	--	--	--
3FG	--	--	--
3FGA	--	--	--
FT	--	--	--
FTA	--	--	--
Ast	--	--	--
Blk	--	--	--
Stl	--	--	--
Min	--	--	--

-- PPG | -- APG | -- MPG | -- SPG

2024-25 GAME-BY-GAME

[illegible]

* game started


SEASON NOTES

- Had one point in the exhibition vs. UTEP (Oct. 28)

Double Figure Scoring	2024-25 -	CAREER -	STREAK -
-----------------------	--------------	-------------	-------------

CAREER STATISTICS

[illegible]



Season Highs

Pts	--
Reb	--
FG	--
FGA	--
3FG	--
3FGA	--
FT	--
FTA	--
Ast	--
Blk	--
Stl	--
Min	--

Career Highs

14	vs. Wyoming (12/30/23) ^{BYU}
11	twice
7	vs. Wyoming (12/30/23) ^{BYU}
10	vs. Wyoming (12/30/23) ^{BYU}
--	
1	four times
5	vs. Pepperdine (1/14/23) ^{BYU}
6	twice
3	vs. Southeastern Louisiana (11/15/23) ^{BYU}
4	vs. San Francisco (2/3/22) ^{BYU}
3	at Pepperdine (2/9/23) ^{BYU}
26	at Pepperdine (2/12/22) ^{BYU}

MW Career Highs

--	
--	
--	
--	
--	
--	
--	
--	
--	
--	
--	

-- PPG | -- APG | -- MPG | -- SPG

2024-25 GAME-BY-GAME

Opponent	MP	FG-A	3G-A	FT-A	O-D-T	PF	A	TO	BS	ST	TP
Nicholls											

* game started

SEASON NOTES

- Had four points and four rebounds in the exhibition vs. UTEP (Oct. 28)

	2024-25	CAREER	STREAK
Double Figure Scoring	-	7	-
Double Figure Rebounds	-	2	-

CAREER STATISTICS

Year	G-GS	Min-Avg.	FG-FGA	Pct.	3FG-3FGA	Pct.	FT-FTA	Pct.	Off-Def.	Reb-Avg.	PF-DQ	Ast	TO	Blk	Stl	Pts-Avg
2021-22 %	32-3	341-10.7	44-76	.579	0-0	.000	9-19	.474	39-55	94-2.9	67-2	9	21	24	1	97-3.0
Conf	15-0	185-12.3	29-48	.604	0-0	.000	2-8	.250	18-25	43-2.9	32-1	4	6	17	1	60-4.0
2022-23 %	33-1	479-14.5	45-88	.511	0-2	.000	35-51	.686	48-70	118-3.6	78-2	17	41	35	12	125-3.8
Conf	15-0	212-14.1	22-39	.564	0-1	.000	20-24	.833	17-26	43-2.9	36-1	9	19	10	6	64-4.3
2023-24 %	23-0	253-11.0	41-66	.621	0-2	.000	11-24	.458	26-41	67-2.9	57-2	7	21	12	7	93-4.0
Conf	11-0	78-7.1	10-16	.625	0-0	.000	5-12	.417	8-5	13-1.2	25-1	0	14	3	2	25-2.3
2024-25	0-0															
Conf	0-0															
CAREER	88-4	1073-12.2	130-230	.565	0-4	.000	55-94	.585	113-166	279-3.2	202-6	33	83	71	20	315-3.6

% at BYU



#7 IBRAHIMA SACKO

"E-bra-HE-ma SOCK-oh"

Sophomore | Forward | 6-6 | 230 | Conakry, Guinea | J. Addison School [Georgia Tech]



Season Highs

Pts	--
Reb	--
FG	--
FGA	--
3FG	--
3FGA	--
FT	--
FTA	--
Ast	--
Blk	--
Stl	--
Min	--

Career Highs

13	at Notre Dame (2/14/24) ^{GT}
8	vs. UMass Lowell (11/14/23) ^{GT}
6	at Notre Dame (2/14/24) ^{GT}
8	at Notre Dame (2/14/24) ^{GT}
1	four times
3	at Cincinnati (11/22/23) ^{GT}
2	vs. Wake Forest (2/6/24) ^{GT}
2	four times
1	four times
1	four times
3	vs. UMass Lowell (11/14/23) ^{GT}
26	at Notre Dame (2/14/24) ^{GT}

MW Career Highs

--
--
--
--
--
--
--
--
--
--
--
--

-- PPG | -- APG | -- MPG | -- SPG

2024-25 GAME-BY-GAME

Opponent	MP	FG-A	3G-A	FT-A	O-D-T	PF	A	TO	BS	ST	TP
Nicholls											

* game started

SEASON NOTES

- Had four points and two rebounds in the exhibition vs. UTEP (Oct. 28)


	2024-25	CAREER	STREAK
Double Figure Scoring	-	1	-

CAREER STATISTICS

Year	G-GS	Min-Avg.	FG-FGA	Pct.	3FG-3FGA	Pct.	FT-FTA	Pct.	Off-Def.	Reb-Avg.	PF-DQ	Ast	TO	Blk	Stl	Pts-Avg
2023-24 %	20-3	227-11.4	18-38	.474	4-14	.286	3-10	.300	20-33	53-2.7	26-0	4	11	4	11	43-2.2
Conf	11-3	115-10.4	11-22	.500	2-7	.286	2-3	.667	8-15	23-2.1	11-0	2	3	3	4	26-2.4
2024-25	0-0															
Conf	0-0															
CAREER	20-3	227-11.4	18-38	.474	4-14	.286	3-10	.300	20-33	53-2.7	26-0	4	11	4	11	43-2.2

% at Georgia Tech

Sophomore | Forward | 6-9 | 220 | Belgrade, Serbia | KK Beko [Arizona]



Season Highs

Pts	--
Reb	--
FG	--
FGA	--
3FG	--
3FGA	--
FT	--
FTA	--
Ast	--
Blk	--
Stl	--
Min	--

Career Highs

11	vs. Morgan State (11/6/23) ^{UA}
7	vs. Morgan State (11/6/23) ^{UA}
4	vs. Morgan State (11/6/23) ^{UA}
9	vs. Morgan State (11/6/23) ^{UA}
1	twice
4	vs. Morgan State (11/6/23) ^{UA}
4	twice
6	vs. Wisconsin (12/9/23) ^{UA}
3	twice
1	at Cal (12/29/23) ^{UA}
1	five times
15	vs. Southern (11/13/23) ^{UA}

MW Career Highs

--	
--	
--	
--	
--	
--	
--	
--	
--	
--	
--	
--	

-- PPG | -- APG | -- MPG | -- SPG

2024-25 GAME-BY-GAME

Opponent	MP	FG-A	3G-A	FT-A	O-D-T	PF	A	TO	BS	ST	TP
Nicholls											

* game started

SEASON NOTES

- Had one point and five rebounds in the exhibition vs. UTEP (Oct. 28)

	2024-25	CAREER	STREAK
Double Figure Scoring	-	1	-

CAREER STATISTICS

Year	G-GS	Min-Avg.	FG-FGA	Pct.	3FG-3FGA	Pct.	FT-FTA	Pct.	Off-Def.	Reb-Avg.	PF-DQ	Ast	TO	Blk	Stl	Pts-Avg
2022-23 %	14-0	54-3.9	7-13	.538	2-4	.500	2-3	.667	3-9	12-0.9	8-0	6	5	0	1	18-1.3
Conf	6-0	18-3.0	3-5	.600	1-1	1.000	1-2	.500	1-0	1-0.2	1-0	3	0	0	1	8-1.3
2023-24 %	20-0	111-5.6	16-39	.410	0-12	.000	13-15	.867	12-20	32-1.6	10-0	16	10	1	4	45-2.3
Conf	12-0	.50-4.2	7-18	.389	0-5	.000	2-2	1.000	5-8	13-1.1	4-0	13	7	1	2	16-1.3
2024-25	0-0															
Conf	0-0															
CAREER	34-0	165-4.9	23-52	.442	2-16	.125	15-18	.833	15-29	44-1.3	18-0	22	15	1	5	63-1.9

% at Arizona



Season Highs

Pts	--
Reb	--
FG	--
FGA	--
3FG	--
3FGA	--
FT	--
FTA	--
Ast	--
Blk	--
Stl	--
Min	--

Career Highs

7	twice
4	vs. Texas Southern (11/6/23)
3	twice
6	vs. New Mexico State (12/2/23)
1	five times
4	vs. New Mexico State (12/2/23)
1	vs. Texas Southern (11/6/23)
2	twice
1	vs. Toledo (11/21/23)
2	vs. Air Force (3/13/24) ^{MWT}
2	four times
19	twice

MW Career Highs

2	twice
1	twice
1	twice
1	three times
--	
--	
--	
--	
2	vs. Air Force (3/13/24) ^{MWT}
1	at Utah State (3/9/24)
6	vs. Fresno State (3/6/24)

-- PPG | -- APG | -- MPG | -- SPG

2024-25 GAME-BY-GAME

Opponent	MP	FG-A	3G-A	FT-A	O-D-T	PF	A	TO	BS	ST	TP
Nicholls											

* game started

SEASON NOTES

- Scored two points in the exhibition vs. UTEP (Oct. 28)

	2024-25	CAREER	STREAK
Double Figure Scoring	-	-	-

CAREER STATISTICS

Year	G-GS	Min-Avg.	FG-FGA	Pct.	3FG-3FGA	Pct.	FT-FTA	Pct.	Off-Def.	Reb-Avg.	PF-DQ	Ast	TO	Blk	Stl	Pts-Avg
2022-23																
Conf	--															
2023-24	19-0	170-8.9	16-32	.500	5-17	.294	1-4	.250	7-20	27-1.4	25-0	1	6	3	11	38-2.0
Conf	4-0	16-4.0	1-2	.500	0-0	.000	0-0	.000	1-0	1-0.3	1-0	0	0	0	1	2-0.5
2024-25	0-0															
Conf	0-0															
CAREER	19-0	170-8.9	16-32	.500	5-17	.294	1-4	.250	7-20	27-1.4	25-0	1	6	3	11	38-2.0

#13

#13 DANIEL THOMAS

Freshman | Forward | 6-8 | 225 | Dallas, Texas | Dallas Carter HS



Season Highs

Pts	--
Reb	--
FG	--
FGA	--
3FG	--
3FGA	--
FT	--
FTA	--
Ast	--
Blk	--
Stl	--
Min	--

Career Highs

[illegible]

MW Career Highs

11
 12
 13
 14
 15
 16
 17
 18
 19
 20
 21
 22
 23
 24
 25
 26
 27
 28
 29
 30
 31
 32
 33
 34
 35
 36
 37
 38
 39
 40
 41
 42
 43
 44
 45
 46
 47
 48
 49
 50
 51
 52
 53
 54
 55
 56
 57
 58
 59
 60
 61
 62
 63
 64
 65
 66
 67
 68
 69
 70
 71
 72
 73
 74
 75
 76
 77
 78
 79
 80
 81
 82
 83
 84
 85
 86
 87
 88
 89
 90
 91
 92
 93
 94
 95
 96
 97
 98
 99
 100
 101
 102
 103
 104
 105
 106
 107
 108
 109
 110
 111
 112
 113
 114
 115
 116
 117
 118
 119
 120
 121
 122
 123
 124
 125
 126
 127
 128
 129
 130
 131
 132
 133
 134
 135
 136
 137
 138
 139
 140
 141
 142
 143
 144
 145
 146
 147
 148
 149
 150
 151
 152
 153
 154
 155
 156
 157
 158
 159
 160
 161
 162
 163
 164
 165
 166
 167
 168
 169
 170
 171
 172
 173
 174
 175
 176
 177
 178
 179
 180
 181
 182
 183
 184
 185
 186
 187
 188
 189
 190
 191
 192
 193
 194
 195
 196
 197
 198
 199
 200
 201
 202
 203
 204
 205
 206
 207
 208
 209
 210
 211
 212
 213
 214
 215
 216
 217
 218
 219
 220
 221
 222
 223
 224
 225
 226
 227
 228
 229
 230
 231
 232
 233
 234
 235
 236
 237
 238
 239
 240
 241
 242
 243
 244
 245
 246
 247
 248
 249
 250
 251
 252
 253
 254
 255
 256
 257
 258
 259
 260
 261
 262
 263
 264
 265
 266
 267
 268
 269
 270
 271
 272
 273
 274
 275
 276
 277
 278
 279
 280
 281
 282
 283
 284
 285
 286
 287
 288
 289
 290
 291
 292
 293
 294
 295
 296
 297
 298
 299
 300
 301
 302
 303
 304
 305
 306
 307
 308
 309
 310
 311
 312
 313
 314
 315
 316
 317
 318
 319
 320
 321
 322
 323
 324
 325
 326
 327
 328
 329
 330
 331
 332
 333
 334
 335
 336
 337
 338
 339
 340
 341
 342
 343
 344
 345
 346
 347
 348
 349
 350
 351
 352
 353
 354
 355
 356
 357
 358
 359
 360
 361
 362
 363
 364
 365
 366
 367
 368
 369
 370
 371
 372
 373
 374
 375
 376
 377
 378
 379
 380
 381
 382
 383
 384
 385
 386
 387
 388
 389
 390
 391
 392
 393
 394
 395
 396
 397
 398
 399
 400
 401
 402
 403
 404
 405
 406
 407
 408
 409
 410
 411
 412
 413
 414
 415
 416
 417
 418
 419
 420
 421
 422
 423
 424
 425
 426
 427
 428
 429
 430
 431
 432
 433
 434
 435
 436
 437
 438
 439
 440
 441
 442
 443
 444
 445
 446
 447
 448
 449
 450
 451
 452
 453
 454
 455
 456
 457
 458
 459
 460
 461
 462
 463
 464
 465
 466
 467
 468
 469
 470
 471
 472
 473
 474
 475
 476
 477
 478
 479
 480
 481
 482
 483
 484
 485
 486
 487
 488
 489
 490
 491
 492
 493
 494
 495
 496
 497
 498
 499
 500
 501
 502
 503
 504
 505
 506
 507
 508
 509
 510
 511
 512
 513
 514
 515
 516
 517
 518
 519
 520
 521
 522
 523
 524
 525
 526
 527
 528
 529
 530
 531
 532
 533

-- PPG | -- APG | -- MPG | -- SPG

2024-25 GAME-BY-GAME

[illegible]

* game started

SEASON NOTES

•

	2024-25	CAREER	STREAK
Double Figure Scoring	-	-	-

CAREER STATISTICS

[illegible]

Senior | Forward | 6-9 | 215 | Helsinki, Finland | HBA-Marsky [Dayton]



Season Highs

Pts	--
Reb	--
FG	--
FGA	--
3FG	--
3FGA	--
FT	--
FTA	--
Ast	--
Blk	--
Stl	--
Min	--

Career Highs

22	vs. La Salle (12/30/20) ^{UD}
11	twice
9	vs. La Salle (12/30/20) ^{UD}
14	twice
4	vs. Massachusetts (2/23/22) ^{UD}
9	at Wyoming (2/6/24)
8	vs. Southeastern Louisiana (12/3/22) ^{UD}
10	twice
8	vs. Alcorn State (12/20/22) ^{UD}
3	vs. Boise State (3/14/24) ^{MWT}
3	twice
42	at Rhode Island (2/16/21) ^{UD}

MW Career Highs

18	at Utah State (3/9/24)
11	at San Diego State (2/16/24)
6	twice
11	at Wyoming (2/6/24)
3	three times
9	at Wyoming (2/6/24)
6	at UNLV (1/9/24)
7	at UNLV (1/9/24)
4	vs. UNLV (2/10/24)
3	vs. Boise State (3/14/24) ^{MWT}
2	three times
32	at Utah State (3/9/24)

-- PPG | -- APG | -- MPG | -- SPG

2024-25 GAME-BY-GAME

Opponent	MP	FG-A	3G-A	FT-A	O-D-T	PF	A	TO	BS	ST	TP
Nicholls											

* game started

SEASON NOTES

- Tri-Captain
- Had six points and 11 rebounds in the exhibition vs. UTEP (Oct. 28)

	2024-25	CAREER	STREAK
Double-Doubles	-	3	-
Double Figure Scoring	-	50	-
20-Point Games	-	2	-
10-Rebound Games	-	4	-

CAREER STATISTICS

Year	G-GS	Min-Avg.	FG-FGA	Pct.	3FG-3FGA	Pct.	FT-FTA	Pct.	Off-Def.	Reb-Avg.	PF-DQ	Ast	TO	Blk	Stl	Pts-Avg
2020-21 %	19-15	569-29.9	68-137	.496	26-68	.382	26-34	.765	24-83	107-5.6	45-1	24	31	8	13	188-9.9
Conf	16-14	481-30.1	57-117	.487	24-59	.407	22-29	.759	21-69	90-5.6	35-1	21	26	8	11	160-10.0
2021-22 %	35-1	693-19.8	65-163	.399	28-95	.295	37-51	.725	41-101	142-4.1	57-0	26	37	7	7	195-5.6
Conf	18-1	375-20.8	37-87	.425	14-44	.318	16-24	.667	23-49	72-4.0	27-0	15	16	5	3	104-5.8
2022-23 %	34-19	1006-29.6	103-233	.442	45-123	.366	66-83	.795	40-124	164-4.8	61-0	59	46	10	8	317-9.3
Conf	18-10	513-28.5	55-123	.447	21-54	.389	15-22	.682	15-67	82-4.6	32-0	28	19	9	6	146-8.1
2023-24	35-2	657-18.8	77-191	.403	28-96	.292	54-70	.771	36-85	121-3.5	75-0	23	25	9	20	236-6.7
Conf	18-0	383-21.3	53-113	.469	23-59	.390	33-39	.846	28-52	80-4.4	38-0	15	16	3	9	162-9.0
2024-25	0-0															
Conf	0-0															
CAREER	123-37	2922-23.8	313-724	.432	127-382	.332	183-238	.769	141-393	534-4.3	238-1	132	139	34	48	936-7.6

% at Dayton



Season Highs

Pts	--
Reb	--
FG	--
FGA	--
3FG	--
3FGA	--
FT	--
FTA	--
Ast	--
Blk	--
Stl	--
Min	--

Career Highs

28	vs. Harvard (11/13/21) ^{Iona}
17	vs. Manhattan (2/17/23) ^{Iona}
11	three times
16	vs. Marist (3/2/23) ^{Iona}
1	vs. North Alabama (11/20/21) ^{Iona}
1	nine times
10	twice
14	three times
5	twice
6	twice
5	at New Mexico State (12/15/23)
39	vs. Marist (3/11/23) ^{Iona}

MW Career Highs

26	vs. Utah State (1/16/24)
13	at Nevada (2/13/24)
11	vs. Utah State (1/16/24)
12	vs. Utah State (1/16/24)
--	
--	
6	at San Jose State (1/24/24)
10	at San Jose State (1/24/24)
3	at Colorado State (1/2/24)
5	twice
4	at San Jose State (1/24/24)
37	at Boise State (3/2/24)

-- PPG | -- APG | -- MPG | -- SPG

2024-25 GAME-BY-GAME

Opponent	MP	FG-A	3G-A	FT-A	O-D-T	PF	A	TO	BS	ST	TP
Nicholls											

* game started

SEASON NOTES

- Preseason All-Mountain West
- Had seven points and 16 rebounds in the exhibition vs. UTEP (Oct. 28)

	2024-25	CAREER	STREAK
Double-Doubles	-	43	1
Double Figure Scoring	-	84	1
20-Point Games	-	9	-
10-Rebound Games	-	50	1

CAREER STATISTICS

Year	G-GS	Min-Avg.	FG-FGA	Pct.	3FG-3FGA	Pct.	FT-FTA	Pct.	Off-Def.	Reb-Avg.	PF-DQ	Ast	TO	Blk	Stl	Pts-Avg
2020-21 %	18-16	499-27.7	81-136	.596	0-1	.000	37-58	.638	51-84	135-7.5	60-4	24	41	29	11	199-11.1
Conf	9-9	232-25.8	44-70	.629	0-1	.000	20-31	.645	23-36	59-6.6	34-3	8	25	14	3	108-12.0
2021-22 %	33-32	939-28.5	160-292	.548	1-3	.333	109-166	.657	108-164	272-8.2	76-0	49	69	62	36	430-13.0
Conf	20-19	540-27.0	92-160	.575	0-2	.000	58-92	.630	60-97	157-7.9	42-0	28	43	36	24	242-12.1
2022-23 %	35-34	1112-31.8	192-349	.550	0-5	.000	136-218	.624	124-202	326-9.3	96-2	39	66	52	42	520-14.9
Conf	20-20	633-31.7	104-200	.520	0-4	.000	90-147	.612	79-130	209-10.5	51-2	21	41	27	22	298-14.9
2023-24	36-36	944-26.2	127-231	.550	0-0	.000	67-128	.523	104-190	294-8.2	100-1	37	54	49	38	321-8.9
Conf	18-18	484-26.9	68-113	.602	0-0	.000	32-58	.552	52-96	148-8.2	52-1	18	25	28	19	168-9.3
2024-25	0-0															
Conf	0-0															
CAREER	122-118	3495-28.6	560-1008	.556	1-9	.111	349-570	.612	387-640	1027-8.4	332-7	149	230	192	127	1470-12.0

% at Iona

Freshman | Forward | 6-10 | 240 | Toronto, Ont. | Dream City Christian



	Season Highs	Career Highs	MW Career Highs
Pts	--	--	--
Reb	--	--	--
FG	--	--	--
FGA	--	--	--
3FG	--	--	--
3FGA	--	--	--
FT	--	--	--
FTA	--	--	--
Ast	--	--	--
Blk	--	--	--
Stl	--	--	--
Min	--	--	--

-- PPG | -- APG | -- MPG | -- SPG

2024-25 GAME-BY-GAME

[illegible]

* game started

SEASON NOTES

- Had seven points and three rebounds in the exhibition vs. UTEP (Oct. 28)

	2024-25	CAREER	STREAK
Double Figure Scoring	-	-	-

CAREER STATISTICS

[illegible]



2023-24 New Mexico Men's Basketball Combined Team Statistics All games

Page 1/1
as of Mar 22, 2024

Game Records

Record	Overall	Home	Away	Neutral
ALL GAMES	26-10	13-3	5-6	8-1
CONFERENCE	10-8	6-3	4-5	0-0
NON-CONFERENCE	16-2	7-0	1-1	8-1

Score by Periods

Team	1st	2nd	OT	TOT
New Mexico	1420	1496	0	2916
Opponents	1143	1402	0	2545

Team Box Score

No.	Player				Total		3-Point		F-Throw		Rebounds													
		GP-GS	MIN	AVG	FG-FGA	FG%	3FG-3FGA	3FG%	FT-FTA	FT%	OFF	DEF	TOT	AVG	PF	DQ	A	TO	BLK	STL	PTS	AVG		
10	HOUSE, Jaelen	31-31	910:35	29.4	159-425	.374	60-183	.328	116-131	.885	19	91	110	3.5	93	2	107	56	5	70	494	15.9		
5	MASHBURN, JR., Jamal	28-28	824:31	29.4	128-356	.360	40-126	.317	100-118	.847	8	52	60	2.1	31	0	41	36	3	10	396	14.1		
2	DENT, Donovan	35-35	1095:33	31.3	195-375	.520	15-40	.375	88-129	.682	13	75	88	2.5	67	0	190	79	24	53	493	14.1		
15	TOPPIN, JT	36-35	955:51	26.6	193-310	.623	11-32	.344	48-85	.565	132	194	326	9.1	94	2	21	33	68	38	445	12.4		
23	JOSEPH, Nelly	36-36	944:20	26.2	127-231	.550	0-0	.000	67-128	.523	104	190	294	8.2	100	1	37	54	49	38	321	8.9		
22	AMZIL, Mustapha	35-2	656:57	18.8	77-191	.403	28-96	.292	54-70	.771	36	85	121	3.5	75	0	23	25	9	20	236	6.7		
3	WASHINGTON, Tru	35-1	622:16	17.8	86-204	.422	20-71	.282	40-59	.678	29	86	115	3.3	63	0	44	37	8	49	232	6.6		
0	BAKER JR., Jemarl	35-12	612:48	17.5	53-134	.396	41-108	.380	7-10	.700	3	49	52	1.5	39	0	36	9	5	12	154	4.4		
1	APPELHANS, Braden	16-0	93:57	5.9	13-34	.382	10-25	.400	4-4	1.000	1	8	9	0.6	8	0	5	5	1	4	40	2.5		
11	WEBB, Quinton	19-0	169:39	8.9	16-32	.500	5-17	.294	1-4	.250	7	20	27	1.4	25	0	1	6	3	11	38	2.0		
12	MUSHILA, Isaac	25-0	219:33	8.8	11-38	.289	3-12	.250	19-28	.679	24	44	68	2.7	20	0	11	9	2	7	44	1.8		
21	FORSLING, Sebastian	22-0	94:00	4.3	9-13	.692	0-1	.000	5-10	.500	8	13	21	1.0	17	0	8	3	1	0	23	1.0		
Team											78	60	138					9						
Total		36	7200		1067-2343	.455	233-711	.328	549-776	.707	462	967	1429	39.7	632	5	524	361	178	312	2916	81.0		
Opponents		36	7200		896-2122	.422	234-771	.304	519-710	.731	354	922	1276	35.4	653	12	486	504	155	211	2545	70.7		

Team Statistics

	UNM	OPP
Scoring	2916	2545
Points per game	81.0	70.7
Scoring margin	+10.3	-
Field goals-att	1067-2343	896-2122
Field goal pct	.455	.422
3 point fg-att	233-711	234-771
3-point FG pct	.328	.304
3-pt FG made per game	6.5	6.5
Free throws-att	549-776	519-710
Free throw pct	.707	.731
F-Throws made per game	15.3	14.4
Rebounds	1429	1276
Rebounds per game	39.7	35.4
Rebounding margin	+4.3	-
Assists	524	486
Assists per game	14.6	13.5
Turnovers	361	504
Turnovers per game	10.0	14.0
Turnover margin	+4.0	-
Assist/turnover ratio	1.5	1.0
Steals	312	211
Steals per game	8.7	5.9
Blocks	178	155
Blocks per game	4.9	4.3
Winning streak	0	-
Home win streak	1	-
Attendance	208668	72356
Home games-Avg/Game	16-13042	11-6578
Neutral site-Avg/Game	-	9-6191

Team Results

Date	Opponent		Score	Att.
11/06/2023	Texas Southern	W	92-55	11106
11/09/2023	at Saint Mary's (CA)	L	58-72	3500
11/16/2023	UT Arlington	W	82-80	10484
11/21/2023	vs Toledo	W	92-84	1007
11/22/2023	vs Rice	W	90-56	1634
11/24/2023	vs Pepperdine	W	90-71	1584
11/29/2023	Louisiana Tech	W	74-65	10216
12/02/2023	New Mexico St.	W	106-62	15435
12/06/2023	UC Santa Barbara	W	84-61	10311
12/09/2023	vs Santa Clara	W	93-76	0
12/15/2023	at New Mexico St.	W	73-72	5182
12/20/2023	UC Irvine	W	78-65	11536
12/29/2023	Eastern N.M.	W	87-54	11962
01/02/2024	at Colorado St.	L	68-76	5165
01/06/2024	Wyoming	W	77-60	12611
01/09/2024	at UNLV	L	73-83	5760
01/13/2024	San Diego St.	W	88-70	15437
01/16/2024	Utah St.	W	99-86	13106
01/20/2024	at Air Force	W	85-66	2785
01/24/2024	at San Jose St.	W	95-75	3118
01/28/2024	Nevada	W	89-55	15021
01/31/2024	Boise St.	L	78-86	13239
02/06/2024	at Wyoming	W	91-73	3685
02/10/2024	UNLV	L	77-80	15435
02/13/2024	at Nevada	W	83-82	8293
02/16/2024	at San Diego St.	L	70-81	12414
02/21/2024	Colorado St.	W	68-66	14618
02/24/2024	Air Force	L	77-78	15011
03/02/2024	at Boise St.	L	79-89	12184
03/06/2024	Fresno St.	W	79-58	13140
03/09/2024	at Utah St.	L	85-87	10270
03/13/2024	vs Air Force	W	82-56	5858
03/14/2024	vs Boise St.	W	76-66	8561
03/15/2024	vs Colorado St.	W	74-61	13213
03/16/2024	vs San Diego St.	W	68-61	11112
03/22/2024	vs Clemson	L	56-77	12754