



NEW MEXICO LOBOS

2024-25 MEN'S BASKETBALL

X @UNMLoboMBB | #GoLobos | GoLobos.com

SCHEDULE/RESULTS

OCTOBER
28 UTEP (ex) W, 74-70

NOVEMBER
4 NICHOLLS W, 91-84
8 vs. #22 UCLA ^ W, 72-64
12 A&M-CORPUS CHRISTI MWN 7:00
17 at #22 St. John's # FS1 10:00a
21 GRAMBLING STATE MWN 7:00
24 TEXAS SOUTHERN MWN 6:00
28 vs. Arizona State @ TruTV 9:30
29 vs. USC/Saint Mary's @ TruTV 7:30/10

DECEMBER
4 SAN JOSE STATE * MWN 7:00
7 NEW MEXICO STATE MWN 7:00
14 WESTERN NEW MEXICO MWN 2:00
18 VCU MWN 7:00
28 at Colorado State * MWN 2:00
31 at Fresno State * MWN 6:00

JANUARY
3 NEVADA * FS1 9:00
7 at Wyoming * CBSSN 8:00
11 SAN DIEGO STATE * CBS 1/2p
14 at San Jose State * MWN TBA
17 BOISE STATE * FS1 9:00
20 FRESNO STATE * CBSSN 3:00
25 at UNLV * FOX 1:00

FEBRUARY
1 at Utah State * FS1 7:30
5 COLORADO STATE * FS1 8:30
8 at Air Force * MWN 2:00
12 WYOMING * FS1 8:00
16 UTAH STATE * CBSSN 2:00
19 at Boise State * CBSSN 8:00
25 at San Diego State * FS1 9:00

MARCH
1 AIR FORCE * MWN 2:00
4 at Nevada * CBSSN 7:00
7 UNLV * CBSSN 8:00
12 Mountain West 1st Round
13 Mountain West Quarterfinals
14 Mountain West Semifinals
15 Mountain West Final

All Times MT and subject to change | * Mountain West Game
^ Las Vegas Hoopfest (Henderson, Nev.)
Madison Square Garden
@ Acrisure Classic (Palm Springs, Calif.)
% Mountain West Tournament (Las Vegas, Nev.)

COMMUNICATIONS

Steve Kirkland - Men's Basketball Contact

(434) 825-5241 cell
kirkland@unm.edu email

X @skirkland14

GAME #3 | NOVEMBER 12 | THE PIT | ALBUQUERQUE, NM

NEW MEXICO LOBOS 2-0 (0-0 MW) VS. A&M-CORPUS CHRISTI ISLANDERS 1-1 (0-0 Southland)

Head Coach: Richard Pitino (Providence '05)
Overall Record: 222-178 (13th)
UNM Record: 63-41 (4th)
vs. A&M-CC: 1-0 (1-0 Minn)



Head Coach: Jim Shaw (Grinnell '03)
Overall Record: 22-13 (2nd)
School Record: 22-13 (2nd)
vs. UNM: 0-0

NET: -- KenPom: 58

NET: -- KenPom: 220



PBP: Robert Portnoy
Analyst: Hunter Greene

THE OPENING TIP

- ▶ The Lobos return home to host Texas A&M-Corpus Christi
- ▶ New Mexico is receiving votes in both the AP and coaches polls this week
- ▶ Nelly Junior Joseph is the reigning Mountain West Player of the Week after posting double-doubles vs. Nicholls and No. 22 UCLA last week
- ▶ UNM is playing its second Southland opponent of the season (won vs. Nicholls on opening night)
- ▶ The Lobos have posted double digit steals in each of the first two games this season, the first time they have accomplished that feat since 2017-18

SERIES HISTORY

Overall: 0-0
Home: --
Streak: --

LAST 5 SERIES GAMES

first meeting

POSSIBLE STARTERS



2 DONOVAN DENT
G | 6-2 / 185 | Jr. | Riverside, Calif.

16.0 ppg | 0.5 rpg | 9.5 apg | 36.0 mpg | 2.5 spg

- ▶ Preseason All-Mountain West
- ▶ 4th career double-double (15 pts, 11 assts) vs. Nicholls
- ▶ Three GW layoffs in 2023-24



3 TRU WASHINGTON
G | 6-2 / 205 | So. | Phoenix, Ariz.

7.5 ppg | 4.5 rpg | 25.0 mpg | 3.5 spg | 1.0 APG

- ▶ Had nine double-figure scoring games as a freshman in 2023-24
- ▶ Tied UNM's freshman steals record (49)
- ▶ 12 points vs. Nicholls in season opener



8 FILIP BOROVICANIN
G | 6-9 / 220 | Jr. | Belgrade, Serbia

5.5 ppg | 4.5 rpg | 2.5 apg | 21.5 mpg

- ▶ First career game with multiple 3FG (2-2) vs. UCLA
- ▶ Starred for Serbia at the 2023 FIBA U19 World Cup



22 MUSTAPHA AMZIL
F | 6-9 / 215 | Sr. | Helsinki, Finland

10.5 ppg | 8.5 rpg | 29.5 mpg | 2.0 BPG

- ▶ 2023-24 MW 6th Man of the Year
- ▶ 14 double figure games off the bench in his first season with the Lobos
- ▶ Career-high 13 rebs vs. Nicholls



23 NELLY JUNIOR JOSEPH
C | 6-10 / 240 | Sr. | Benin City, Nigeria

22.0 ppg | 14.0 rpg | 2.0 bpg | 34.0 mpg | 58% FG

- ▶ Reigning MW Player of the Week
- ▶ Preseason All-Mountain West
- ▶ 45 career doubles (4th most among active Division I players)

KEY RESERVES

No.	Pos.	Name	Yr.	Ht. / Wt.	PPG	RPG	Of Note
0	G	CJ Noland	Sr.	6-4 / 210	11.5	2.0	Two 20-point games last yr at North Texas
1	G	Braden Appelkans	R-So.	6-7 / 195	3.0	0.5	Shot 40% from 3-point range last season
6	F	Atiki Ally Atiki	Sr.	6-10 / 225	2.0	1.0	Top 15 in BYU history in blocks/game (.798)
7	F	Ibrahima Sacko	So.	6-6 / 230	2.0	1.0	Three starts in 23-24 at Georgia Tech
4	G	Kayde Dotson	Fr.	6-2 / 190	1.5	0.5	2024 Texas 6A All-State (Beaumont, TX)
24	F	Jovan Milicevic	Fr.	6-10 / 240	1.0	0.5	Ranked 2024 No. 27 PF nationally (ESPN)
11	G	Quinton Webb	R-So.	6-6 / 205	0.0	0.0	50 FG% in 2023-24 as redshirt freshman
13	F	Daniel Thomas	Fr.	6-8 / 225	-	-	2024 Texas Class 4A All-State (Dallas)

RICHARD PITINO



4th Season at New Mexico

COACHING RECORD

Year	School	Overall	Conf.
2013	FIU	18-14	11-9
2014	Minnesota	25-13	8-10
2015	Minnesota	18-15	6-12
2016	Minnesota	8-23	2-16
2017	Minnesota	24-10	11-7
2018	Minnesota	15-17	4-14
2019	Minnesota	22-14	9-11
2020	Minnesota	15-16	8-12
2021	Minnesota	14-15	6-14
2022	New Mexico	13-19	5-12
2023	New Mexico	22-12	8-10
2024	New Mexico	26-10	10-8
2025	New Mexico	2-0	0-0
TOTALS		222-178	88-135

NOTABLE

- 2024 Naismith Coach of the Year Watch List
- Led the Lobos to the 2024 Mountain West Championship and their 1st NCAA appearance in a decade
- Took UNM to the NIT in his second season, the Lobos' first postseason appearance in nine years
- Led Minnesota to the 2014 NIT Championship and two NCAA Tournament appearances
- 2017 Big Ten Coach of the Year
- 2017 NABC District 7 Coach of the Year
- 18 wins over ranked teams in eight seasons at Minnesota
- Led FIU to 10-win improvement and first winning seasons in 12 years in 2012-13 in first season as a head coach
- Five NCAA appearances in seven years as an assistant coach
- While on his father's staff at Louisville, the Cardinals reached the 2012 Final Four, the Elite Eight in 2008 and 2009 and won two Big East Championships
- While on Billy Donovan's staff at Florida, the Gators reached the Elite Eight in 2011 and won

PITINO vs. 2024-25 OPPONENTS

Air Force	5-2 (5-2 UNM)
Arizona State	first meeting
Boise State	2-4 (2-4 UNM)
Colorado St	3-4 (3-4 UNM)
Fresno St	2-3 (2-3 UNM)
Grambling State	1-0 (1-0 UNM)
Nevada	2-4 (2-4 UNM)
New Mexico State	3-1 (3-1 UNM)
Nicholls	1-0 (1-0 UNM)
St. John's	1-1 (1-1 Minnesota)
Saint Mary's	2-1 (1-0 Minnesota/1-1 UNM)
San Diego St	3-3 (3-3 UNM)
San Jose St	4-1 (4-1 UNM)
A&M-Corpus Christi	1-0 (1-0 Minnesota)
Texas Southern	2-0 (1-0 FIU/1-0 UNM)
UCLA	1-0 (1-0 UNM)
UNLV	1-4 (1-4 UNM)
USC	first meetings
Utah State	1-5 (1-5 UNM)
VCU	first meeting
Western NM	2-0 (2-0 UNM)
Wyoming	5-2 (5-2 UNM)

NON-CONFERENCE SUCCESS

- New Mexico has posted a 27-1 record in regular season non-conference games over the past three seasons (13-0 in '23, 12-1 last year, 2-0 this year)
- The Lobos' .964 win percentage in those games is the 2nd best record nationally (behind Purdue)
- UNM posted a 12-win non-conference season in consecutive seasons for the first time the last two years since a four-year stretch from 2010-13

BEST REGULAR SEASON NON-CONF. RECORD LAST 3 YRS	
1.000	Purdue (24-0)
.964	New Mexico (27-1)
.958	UConn (23-1)
.929	Houston (26-2)
.929	Kansas (26-2)

SERIES HISTORY

- First all-time meeting between the Lobos and Islanders
- Texas A&M Corpus Christi is the only first time opponent on UNM's schedule this season

AGAINST THE SOUTHLAND

- Texas A&M-Corpus Christi is the second of two Southland Conference opponents for the Lobos this season (defeated Nicholls 91-84 last week in the season opener)
- New Mexico has a 26-1 all-time record against Southland Conference foes and has won 24 straight against Southland opponents since a loss to Lamar in the first round of the 1984 NIT
- Prior to the two games this season, UNM hadn't played a Southland opponent since 2019-20, a 107-88 victory over Houston Christian (then Houston Baptist) at The Pit

DOUBLE FIGURE LEADS LEAD TO WINS

- In each of the Lobos' last 32 victories, they have had a double figure lead at some point during the game
- The Lobos held a double digit lead in both victories this season, following a 2023-24 season where UNM held a double digit lead in all 26 victories
- New Mexico's last victory in a game when they never held a double digit lead was an 81-79 overtime win over Boise State in 2022-23 (largest lead was five)

HOW FAST CAN YOU GO?

- New Mexico currently ranks No. 1 nationally in KenPom Tempo with an adjusted average of 77.0 possessions per game
- The Lobos' season-opening game against Nicholls featured 84 possessions, the most in a regulation game for New Mexico under Richard Pitino
- UNM has ranked in the top 25 nationally in KenPom tempo in all four seasons under Richard Pitino, finishing ninth in tempo last season

DEFENSIVE DOUBLE-DOUBLE

- New Mexico had 10 blocks and 10 assists in the victory over Nicholls to open the season
- It was the Lobos' second 10-and-10 game since the start of the 2023-24 season (10 blks and 12 stls vs. Utah State last season)
- Since the start of 2023-24, there have been only 24 10-and-10 games in the nation against Division I opponents, with the Lobos being one of three teams to do it twice (Auburn, Bryant)
- Last season, New Mexico led the Mountain West in both blocks and steals

DOUBLE-DOUBLE x3 ON OPENING NIGHT

- New Mexico had three players record double-doubles on opening night against Nicholls, tying the school record for most double-doubles in a game
- Nelly Junior Joseph tied a career high with 28 points and matched his UNM high with 16 rebounds for his 44th career double-double
- Mustapha Amzil had his fourth career double-double with 13 points and a career-high 13 rebounds
- Donovan Dent had his fourth career double-double with 15 points and 11 assists
- UNM hadn't had three double-doubles in a game in 27 years, dating back to a victory over Texas Tech in 1997-98

MEDIA SCHEDULE

NOV. 12 Tuesday	NOV. 13 Wednesday	NOV. 14 Thursday	NOV. 15 Friday	NOV. 16 Saturday	NOV. 17 Sunday	NOV. 18 Monday
GAMEDAY vs. TAMU-CC 7:00			Zoom Press Conference TBA		GAMEDAY at St. John's 12:00 pm ET New York (MSG)	



2024-25 LOBO BASKETBALL

RANKINGS

ASSOCIATED PRESS (11/11)

1	Kansas (44)	2-0	1525
2	Alabama (6)	2-0	1439
3	UConn (7)	2-0	1398
4	Gonzaga (3)	2-0	1371
5	Auburn (2)	2-0	1315
6	Duke	2-0	1222
7	Iowa State	1-0	1206
8	Houston	1-1	1070
9	Arizona	2-0	1004
10	North Carolina	1-1	992
11	Tennessee	2-0	930
12	Baylor	1-1	806
13	Purdue	2-0	795
14	Creighton	2-0	752
15	Marquette	2-0	603
16	Indiana	2-0	600
17	Cincinnati	2-0	454
18	Arkansas	1-1	357
19	Kentucky	2-0	353
20	Florida	2-0	332
21	Ohio State	1-0	273
22	St. John's	2-0	178
23	Texas A&M	1-1	169
24	Rutgers	1-0	157
25	Ole Miss	2-0	147

Others receiving votes: Illinois 144, Texas Tech 102, Wake Forest 84, Xavier 78, Texas 51, Michigan State 41, BYU 26, Kansas State 24, UCF 20, Mississippi State 15, **NEW MEXICO 15**, Oregon 14, North Florida 14, Miami 14, Clemson 13, **VCU 12**, Memphis 8, Grand Canyon 6, Wisconsin 6, Providence 4, Maryland 3, Austin Peay 2, **Arizona State 2**, South Dakota State 1, Dayton 1, Columbia 1, Michigan 1

COACHES (11/11)

1	Kansas (15)	0-0	743
2	Alabama (6)	0-0	718
3	UConn (6)	0-0	717
4	Houston (4)	0-0	698
5	Duke	0-0	625
6	Iowa State	0-0	591
7	Gonzaga	0-0	575
8	Baylor	0-0	545
9	Arizona	0-0	510
10	North Carolina	0-0	498
11	Auburn	0-0	465
12	Tennessee	0-0	437
13	Purdue	0-0	390
14	Creighton	0-0	342
15	Texas A&M	0-0	332
16	Arkansas	0-0	272
17	Marquette	0-0	268
18	Indiana	0-0	208
19	Texas	0-0	166
20	Cincinnati	0-0	163
21	Florida	0-0	130
22	UCLA	0-0	123
23	Kentucky	0-0	95
24	Illinois	0-0	87
25	Ole Miss	0-0	66

Others receiving votes: Texas Tech 60, Rutgers 57, **St. John's 42**, Xavier 26, Michigan State 25, Oregon 16, BYU 16, Kansas State 11, **Saint Mary's 9**, **Boise State 9**, Clemson 8, Dayton 7, Ohio State 7, Maryland 4, Grand Canyon 3, Mississippi State 2, Virginia 2, Princeton 2, Wake Forest 2, **San Diego State 2**, Wisconsin 1

2024-25 Opponents in Bold (potential)

DENT ON POINT

- Preseason All-Mountain West guard Donovan Dent is one of the nation's top point guards
- Dent is the only Division I player in the nation to return after totalling at least 490 points and 190 assists last year
- His 190 assists last season were sixth most in a season in Lobo history and the most ever by a Lobo sophomore
- Dent enters the game with 288 career assists, already 19th on the UNM career list
- Last year, he was one of two players in the nation with a 30-point game (31 vs. Boise State) and a 14-assist game (14 vs. Utah State) against Division I opponents (Tyler Kolek - Marquette)

OH NELLY

- Preseason All-Mountain West center Nelly Junior Joseph looks to be one of the top post players in the conference this season
- Joseph has 45 career double-doubles, the fourth most among active Division I players
- Last season Joseph was the only Lobo to start all 36 games, tying the UNM record for starts in a season
- He is UNM's leading returning rebounder (8.2 rpg), field goal percentage (.550) and blocks (49)

NCAA DIVISION I ACTIVE DOUBLE-DOUBLE LEADERS

69	Norchad Omier	(Baylor)
60	Johni Broome	(Auburn)
49	Hunter Dickinson	(Kansas)
45	Nelly Junior Joseph	(New Mexico)

CAPTAINS NAMED

- Donovan Dent, Mustapha Amzil and CJ Noland were selected as the captains for the 2024-25 Lobos
- All are serving as a captain for the first time in their collegiate careers

PRESEASON ACCOLADES

- For the second straight season, New Mexico had two players selected to the preseason All-Mountain West team as Donovan Dent and Nelly Junior Joseph were honored
- The Lobos were one of two teams (Boise State) to have multiple players on the 10-player team
- Last season, Dent was a second-team All-Mountain West selection

WHO IS BACK?

- New Mexico returns eight letterwinners from last season, including two starters in Donovan Dent and Nelly Junior Joseph
- Mustapha Amzil, the 2023-24 Mountain West Sixth Man of the Year returns, as does Tru Washington, one of the league's top freshmen last season
- Braden Appelhans and Quinton Webb return after reserve roles last season during their redshirt freshman seasons
- Deraje Agbaosi and Shane Douma-Sanchez are coming off a redshirt season in 2023-24

WHO IS NEW?

- New Mexico added eight new players to the roster (four transfers and four freshmen)
- All four transfers have power conference experience (CJ Noland - All Big XII Freshman Team at Oklahoma before playing last year at North Texas), Atiki Ally Atiki (BYU), Ibrahima Sacko (Georgia Tech), Filip Borovic-anin (Arizona)
- Jovan Milicevic was a four-star recruit in the Class of 2024, while Kayde Dotson and Daniel Thomas were both All-State honorees in Texas

CHALLENGING SCHEDULE

- In the preseason KenPom rankings, every one of the Lobos' opponents is ranked in the top 280 in the nation
- UNM is one of 29 teams in the nation to not have an opponent on their schedule ranked No. 300 or higher in the preseason KenPom rankings (one of 20 teams to not play a No. 280 to higher team)
- The non-conference schedule includes at least four games against teams ranked in the KenPom Top 100 (UCLA, St. John's, Arizona State, VCU) with a fifth coming against either USC or Saint Mary's

QUICK FACTS

THE UNIVERSITY OF NEW MEXICO

Location	Albuquerque, N.M.
Founded	1889 by Territorial Legislature
Enrollment	22,852
Nickname	Lobos
Colors	Cherry (PMS 200) & Silver (PMS 428)
Conference	Mountain West
National Affiliation	NCAA Division I

President	Dr. Garnett S. Stokes
Interim Director of Athletics	David Williams
Facility	The Pit
Capacity	15,411
Age	Built in 1966 (Renovated in 2009-10)



2024-25 LOBO BASKETBALL

DOUBLE TIME

DOUBLE-DOUBLES

	2024-25	CAREER	STREAK
Nelly Junior Joseph	2	45%	3
Donovan Dent	-	4	-
Mustapha Amzil	-	3%	-
Tru Washington	-	1	-

DOUBLE FIGURE POINTS

	2024-25	CAREER	STREAK
Nelly Junior Joseph	2	87%	3
Donovan Dent	2	34	2
CJ Noland	2	25%	7
Mustapha Amzil	1	51%	-
Tru Washington	1	10	-
Atiki Ally Atiki	-	7%	-
Braden Appelhans	-	2	-
Filip Borovicarin	-	1%	-
Ibrahima Sacko	-	1%	-

DOUBLE FIGURE REBOUNDS

	2024-25	CAREER	STREAK
Nelly Junior Joseph	2	52%	3
Mustapha Amzil	1	4%	-
Atiki Ally Atiki	-	2%	-
Tru Washington	-	1	-

BIG TIME GAMES

20-POINT GAMES

	2024-25	CAREER	STREAK
Nelly Junior Joseph	1	10%	-
Donovan Dent	-	8	-
Mustapha Amzil	-	2%	-
CJ Noland	-	2%	-
Tru Washington	-	1	-

30-POINT GAMES

	2024-25	CAREER	STREAK
Donovan Dent	-	1	-

10-ASSIST GAMES

	2024-25	CAREER	STREAK
Donovan Dent	1	4	-

% Career totals include games at previous schools (NCAA Division I)

COUNT IT, AND ONE!

AND ONES...

	2024-25	CAREER ^A
Nelly Junior Joseph	2	5
Donovan Dent	-	12
Tru Washington	-	7
Mustapha Amzil	-	1

* made FG while fouled, followed by a made FT | ^A UNM career only | (#) - 4pt plays

ON THE AIR

- New Mexico will play at least 18 games this season on national television
- 14 of UNM's 20 Mountain West games are televised, meaning 49 of the last 56 conference games have been on TV (2nd most in the conference)
- The Lobos will play two games this season on broadcast television, hosting San Diego State on CBS for the second straight year (Jan. 11) and playing on FOX for the first time ever on Jan. 25 at UNLV

PITINO vs. RANKED OPPONENTS

- The Lobos are 6-5 against ranked opponents under Richard Pitino (win vs. No. 22 Wyoming in 2022, win at No. 23 San Diego State in 2023, wins vs. No. 19 San Diego State, No. 16 Utah State and No. 22 Colorado State in 2024, win vs. No. 22 UCLA in 2025)
- Going back to his tenure at Minnesota, Pitino has led his squad to at least one ranked in each of the past 10 seasons (since 2015-16)
- Pitino is one of 11 active coaches in the nation to enter the season with at least one AP ranked win every season since 2015-16

AT LEAST ONE AP RANKED WIN EVERY YEAR SINCE 2015-16

Scott Drew	Richard Pitino
Mark Few	Bill Self

Continues Streak with Ranked Win

Dana Altman	Tom Izzo
Rick Barnes	Greg McDermott
Leonard Hamilton	Matt Painter
Chris Holtmann	

LOBOS PICKED SECOND IN MOUNTAIN WEST

- New Mexico was picked second in the preseason Mountain West poll
- It was the Lobos' highest projected finish since 2013-14 (picked to win the league)
- Boise State was picked to win the league, followed by New Mexico, Nevada, San Diego State, UNLV, Utah State, Colorado State, San Jose State, Wyoming, Fresno State and Air Force

UP NEXT

- The Lobos will travel to New York City for a Sunday afternoon matchup with No. 22 St. John's at Madison Square Garden
- It will mark the first time since 2012-13 that UNM will play two ranked non-conference opponents in a season and the first time ever the Lobos will play two ranked teams in November
- Game time is noon ET and the game will air on FS1



2024-25 LOBO BASKETBALL

2024-25 ROSTER

NO.	PLAYER	PRONUNCIATION	POS.	YR.	HT.	HOMETOWN	SOCIAL	
0	CJ NOLAND		G	Grad.	6-4	Waxahachie, TX	X @CjNoland1	@ thecjnoland -
1	BRADEN APPELHANS	apple-hahns	G	R-So.	6-7	Blue Springs, MO	X @AppelhansBraden	@ bradenappelhans1
2	DONOVAN DENT		G	Jr.	6-2	Riverside, CA	X @Donovandent1	@ donovandent2
3	TRU WASHINGTON		G	So.	6-4	Phoenix, AZ	X @washington_tru	@ truashington
4	KAYDE DOTSON	cade	G	Fr.	6-2	Beaumont, TX	X @iamkaydedotson	@ kayde_._
6	ATIKI ALLY ATIKI	ah-TEE-kee ollie	F	Sr.	6-10	Mwanza, Tanzania	X @AtikiAtiki1	@ atikially3a
7	IBRAHIMA SACKO	E-bra-HE-ma SOCK-oh	F	So.	6-6	Conakry, Guinea		@ sacko0812
8	FILIP BOROVCANIN	bor-oh-VEECH-an-in	F	Jr.	6-9	Belgrade, Serbia	X @borovicnin_4	@ borovicnin_4
11	QUINTON WEBB		G	R-So.	6-6	San Bernardino, CA	X @_quintonwebb5	@ quintonwebb11
13	DANIEL THOMAS		F	Fr.	6-8	Dallas, TX	X @OnlyDaniel	@ danthomas_13
21	DERAJE AGBAOSI	derr-ah-ZHAY ag-BOW-see	F	R-Jr.	6-7	Union, NJ		@ _deraje
22	MUSTAPHA AMZIL	ahm-SEAL	F	Sr.	6-9	Helsinki, Finland	X @CantStaphMe	@ mustaphaamzil
23	NELLY JUNIOR JOSEPH		F	Sr.	6-10	Benin City, Nigeria	X @eazynelz	@ eazynelz
24	JOVAN MILICEVIC	YO-vahn mill-LEECH-ah-vich	F	Fr.	6-10	Toronto, ON		@ jovan.m23
32	SHANE DOUMA-SANCHEZ	DUE-ma	G	R-Fr.	6-1	Laguna Pueblo, NM	X @ds32_shaneshane	@ saucy_shaneshane
35	DYLAN CHAVEZ		G	Fr.	6-5	Albuquerque, NM	X @dylanchavez00	@ dylanchavez0

Head Coach	Richard Pitino	4th Season / Providence, 2005
Associate Head Coach	Isaac Chew	4th Season / Avila, 1999
Assistant Coach	Tarvish Felton	3rd Season / Southern Utah, 1999
Assistant Coach	Aaron Katsuma	2nd Season / Minnesota, 2014
Assistant Coach	Dave Pilipovich	4th Season / Thiel, 1986
Assistant Coach/Video Coordinator	Danny Walters	3rd Season / Texas A&M, 2020
Director of Basketball Operations	Peyton Stephens	4th Season / Texas A&M, 2019
Strength & Conditioning Coach	Matthew Flores	4th Season / Arizona State, 2012
Sports Medicine	Grant Smith	1st Season / Missouri, 2020
Communications	Steve Kirkland	4th Season / Penn State, 2001

THE LAST TIME

A NEW MEXICO PLAYER...

- **Scored 30 points:** Donovan Dent (31) vs. Boise State (1/31/24)
- **Scored 35 points:** Jaelen House (42) at Air Force (2/5/22)
- **Scored 40 points:** Jaelen House (42) at Air Force (2/5/22)
- **Two players with 20 points:** Jaelen House (28) and Jamal Mashburn, Jr. (22), vs. San Diego State (3/16/24) *MWT*
- **Two players with 25 points:** Jamal Mashburn, Jr. (27) and JT Toppin (27), vs. Toledo (11/21/23)
- **Three players with 20 points:** Corey Manigault (28), Zane Martin (23) & Vance Jackson (20) vs. Wyoming (2/8/20)
- **20-point game off the bench:** Tru Washington (21) vs. New Mexico State (12/2/23)
- **20-points in one half:** Jaelen House (26¹) vs. New Mexico State (12/2/23)
- **A player with back-to-back 30-point games:** Ruben Douglas (2/24/03-3/1/03)
- **One player scored in double figures:** at Air Force (2/24/21)
- **No players scored in double figures:** at Boise State (12/23/20)
- **Five players scored in double figures:** vs. Nicholls (11/4/24)
- **All five starters scored in double figures:** at San Jose State (1/24/24)
- **Six players scored in double figures:** vs. Utah State (1/16/24)
- **Had 15 rebounds:** Nelly Junior Joseph (16) vs. Nicholls (11/4/24)
- **Had 20 rebounds:** Carlton Bragg (20) at Wyoming (3/9/19)
- **Two players with 10 rebounds:** Nelly Junior Joseph (16) & Mustapha Amzil (13) vs. Nicholls (11/4/24)
- **Double-Double:** Nelly Junior Joseph vs. UCLA (11/8/24)
- **Two players had a double-double:** Nelly Junior Joseph, Mustapha Amzil and Donovan Dent vs. Nicholls (11/4/24)
- **Three players had a double-double:** Nelly Junior Joseph, Mustapha Amzil and Donovan Dent vs. Nicholls (11/4/24)
- **Double-Double with points and assists:** Donovan Dent vs. Nicholls (11/4/24)
- **Four Double-Doubles in a row:** Morris Udeze (1/7/23-1/17/23)
- **Triple-Double:** Luc Longley vs. Penn State (3/28/90) *NIT*
- **20 points and 20 rebounds:** Carlton Bragg (22/20) at Wyoming (3/9/19)
- **10 assists:** Donovan Dent (11) vs. Nicholls (11/4/24)
- **5 Blocked Shots:** JT Toppin (5) vs. UNLV (2/10/24)
- **5 Steals:** Tru Washington (5) vs. UCLA (11/8/24)
- **Led UNM in Points, Rebounds and Assists:** Makuach Malauch at Fresno State (1/30/21)
- **Hit a last second shot to win a game (1.0 or later):** Donovan Dent vs. UT Arlington (11/16/23), layup with 0.5 left to win 82-80
- **Played the entire game:** Jaelen House at Air Force (2/5/22)
- **Played 40 or more minutes:** Four players at Nevada (2ot) (1/23/23)

NEW MEXICO TEAM...

- **Won in Overtime:** 81-79 vs. Boise State (1/20/23)
- **Lost in Overtime:** 94-97 at Nevada (2ot) (1/23/23)
- **Played Two Overtimes:** L, 94-97 (2ot) at Nevada (1/23/23)
- **Played Three Overtimes:** W, 104-99 (3ot) vs. Fresno State (3/8/96) *WACT*
- **Shot 70 percent for a Half:** 73.3 (22-30)², vs. Houston Baptist (12/22/19)
- **Shot 60 percent in a Game:** 60.4 (32-53) vs. New Mexico State (12/2/23)
- **Shot less than 30 percent in a Game:** 29.7 (19-64) vs. Clemson (3/22/24) *NCAA*
- **Shot 90 percent from the free throw line:** 92.3 (12-13) vs. Air Force (3/13/24) *MWT*
- **Shot 50 percent from 3-point line:** 50.0 (11-21) vs. Nevada (1/28/24)
- **Shot less than 30 percent in a half:** 24.1 (19-64)², vs. Clemson (3/22/24) *NCAA*
- **Shot less than 20 percent in a half:** 19.2 (5-26)¹, vs. Utah State (1/6/21)
- **Shot 55 percent or better and lost:** 59.6 (31-52) vs. New Mexico State (11/17/18)
- **Attempted 50 FTs:** 52 at UTEP (1/2/08)
- **Made 30 FTs:** 36 vs. UTSA (12/10/22)
- **Made 10 3-pt FGs:** 13, at Wyoming (2/6/24)
- **Failed to make a 3-pt FG:** vs. Washington State (12/25/15)
- **Had 50 rebounds:** 50, vs. Nicholls (11/4/24)
- **Had 25 assists:** 26, vs. San Jose State (1/23/21)
- **Had 15 steals:** 16, vs. Wyoming (1/6/24)
- **Had 10 blocks:** 10, vs. Nicholls (11/4/24)
- **Scored 50 pts in a half:** 51², at Wyoming (2/6/24)
- **Scored 60 pts in a half:** 61², vs. Houston Baptist (12/22/19)
- **Scored 100 pts (MW):** 108, at Colorado State (2/28/18)
- **Scored 100 pts (non-conf):** 106, vs. New Mexico State (12/2/23)
- **Scored under 20 pts in 1st half:** 19, at Fresno State (1/28/21)
- **Scored under 20 pts in 2nd half:** 18, at UNLV (1/18/21)
- **Scored under 50 pts in a game:** 46, at UNLV (1/18/21)
- **Never trailed:** vs. UCLA (11/8/24)

AN OPPOSING PLAYER...

- **Scored 30 points:** Max Rice (35), Boise State (1/31/24)
- **Scored 35 points:** Max Rice (35), Boise State (1/31/24)
- **Scored 40 points:** Jordan Caroline (45), Nevada (1/7/17)
- **Two players with 20 points:** O'Mar Stanley (24) & Tyson Degenhart (23), at Boise State (3/2/24)
- **Two players with 25 points:** Graham Ike (29) & Hunter Maldonado (25), at Wyoming (1/22/22)
- **Three players with 20 points:** Will Baker (28), Jarod Lucas (22) & Kenan Blackshear (20), at Nevada (1/13/23)
- **20-point game off the bench:** Max Rice (22), Boise State (12/23/20)
- **One player scored in double figures:** UCLA (11/8/24)
- **No players scored in double figures:** Nevada (1/28/24)
- **Five players scored in double figures:** Air Force (2/24/24)
- **All five starters scored in double figures:** Utah State (1/8/22)
- **Six players scored in double figures:** Utah State (1/8/22)
- **Had 15 rebounds:** Tyler Bilodeau (15), vs. UCLA (11/8/24)
- **Had 20 rebounds:** Ryan Watkins (22), Boise State (1/21/14)
- **Two players with 10 rebounds:** O'Mar Stanley (12) & Tyson Degenhart (12), vs. Boise State (3/14/24) *MWT*
- **Double-Double:** Tyler Bilodeau, vs. UCLA (11/8/24)
- **Two players had a double-double:** O'Mar Stanley & Tyson Degenhart, at Boise State (3/2/24)
- **Double-Double with points and assists:** Isaiah Stevens, at Colorado State (3/3/23)
- **Triple-Double:** Omari Moore, at San Jose State (2/20/22)
- **10 assists:** Alvaro Cardenas (10), at San Jose State (1/24/24)
- **5 Blocked Shots:** Neemias Queta (5), Utah State (1/6/21)
- **5 Steals:** Skyy Clark (6), vs. UCLA (11/8/24)
- **Hit a last second shot to win a game (1.0 or later):** Lamont Butler, San Diego State (2/25/23), three-pointer as time expired to win 73-71

OPPONENT TEAM...

- **Shot 70 percent for a Half:** 73.1 (19-26)², at Air Force (2/10/23)
- **Shot 60 percent in a Game:** 66.0 (35-53) at Air Force (2/10/23)
- **Shot less than 30 percent in a Game:** 29.4 (20-68), Boise State (3/14/24) *MWT*
- **Shot 90 percent from the free throw line:** 100.0 (5-5), at San Jose State (1/24/24)
- **Shot 50 percent from 3-point line:** 50.0 (12-24), Pepperdine (11/24/23)
- **Shot less than 30 percent in a half:** 27.6 (8-29)², San Diego State (3/16/24) *MWT*
- **Shot less than 20 percent in a half:** 18.5 (5-27)¹, at Fresno State (1/28/21)
- **Shot 55 percent or better and lost:** 57.8 (37-64) at Wyoming (2/20/18)
- **Attempted 50 FTs:** 50, New Mexico State (12/11/82)
- **Made 30 FTs:** 35, Utah State (3/14/19)
- **Made 10 3-pt FGs:** 15, Nicholls (11/4/24)
- **Failed to make a 3-pt FG:** New Mexico State (12/16/15)
- **Had 50 rebounds:** 52, Boise State (1/15/22)
- **Had 25 assists:** 27, at Colorado State (3/3/21)
- **Had 15 steals:** 15, UAB (11/25/21)
- **Had 10 blocks:** 10, Utah State (1/6/21)
- **Scored 50 pts in a half:** 54², at Boise State (3/2/24)
- **Scored 60 pts in a half:** 61², at Wyoming (2/20/18)
- **Scored 100 pts (MW):** 105, at Colorado State (1/15/20)
- **Scored 100 pts (non-conf):** 100, at New Mexico State (12/4/18)
- **Scored under 20 pts in 1st half:** 19, at Fresno State (1/28/21)
- **Scored under 20 pts in 2nd half:** 19, New Mexico State (12/3/14)
- **Scored under 50 pts in a game:** 46, Northern New Mexico (2/11/22)
- **Never trailed:** at Saint Mary's (11/9/23)

COMEBACKS...

	New Mexico Comeback	Opponent Comeback
Trailing at Half	Wyoming (3/8/23) ^{35-38 / 87-76}	at Utah State (3/9/24) ^{39-44 / 87-85}
Trailing w/8:00 left	vs. SDSU (3/16/24) ^{51-54 / 68-61}	at Utah State (3/9/24) ^{68-69 / 87-85}
Trailing w/4:00 left	at Nevada (2/13/24) ^{71-73 / 83-82}	Air Force (2/24/24) ^{67-70 / 78-77}
Trailing w/2:00 left	at Wyoming (12/31/22) ^{72-74 / 76-75}	Air Force (2/24/24) ^{70-72 / 78-77}
Trailing w/1:00 left	at NMSU (12/15/23) ^{68-72 / 73-72}	Air Force (2/24/24) ^{73-76 / 78-77}
Trailing any pt in final 30 sec of 2nd half or 30 sec of OT	vs. CSU (2/21/24) ^{65-66 (OT) / 68-66}	Air Force (2/24/24) ^{75-77 (OT) / 78-77}



2024-25 LOBO BASKETBALL

NEW MEXICO UTEP

74
70

GAME #0 (exhibition)
Oct. 28, 2024
The Pit (10,359)
Albuquerque, NM

UTEP	FG	3FG	FT	O-D-T	PF	TP	A	TO	BS	S	MP
23 Frazier*	8-14	4-6	1-1	1-0-1	3	21	1	0	1	2	22
34 Kalu*	3-6	0-0	1-2	2-2-4	3	7	0	0	0	0	17
4 Camper*	1-5	0-1	0-0	0-2-2	3	2	1	1	0	2	30
5 Terrell†	2-6	0-0	1-1	2-0-2	5	5	4	1	0	3	22
13 Barnes*	2-8	1-4	2-2	0-3-3	4	7	4	2	0	3	27
1 Thomas	1-4	1-2	1-2	0-2-2	1	4	1	0	0	0	16
3 Hebb	1-1	0-0	0-0	0-0-0	0	2	0	2	0	0	5
11 Horton	0-3	0-3	2-2	0-3-3	5	2	0	1	0	0	20
12 Bynum	2-10	1-6	1-1	0-4-4	1	6	1	2	0	2	19
33 Hamilton	5-7	0-0	0-0	3-2-5	2	10	0	0	0	0	11
33 Jones	1-6	0-2	2-2	0-1-1	0	4	0	1	2	0	11
TEAM				1-2-3							
Totals	26-70	7-24	11-13	9-21-30	27	70	12	11	3	12	200
UNM	FG	3FG	FT	O-D-T	PF	TP	A	TO	BS	S	MP
8 Borovicanin*	0-2	0-1	1-1	2-3-5	0	1	2	1	0	1	20
22 Amzli*	1-8	0-5	4-4	2-9-11	0	6	1	1	1	0	20
23 Joseph*	3-7	0-0	1-5	4-12-16	3	7	1	4	5	0	30
2 Dent†	5-6	1-1	8-10	0-0-0	2	19	5	5	0	0	32
3 Washington*	5-12	3-5	4-5	2-4-6	1	17	2	2	0	4	28
0 Noland	0-4	0-3	2-2	0-1-1	1	2	0	4	0	1	16
1 Appelhans	0-3	0-3	4-4	0-3-3	0	4	0	1	0	1	8
4 Dotson	0-1	0-1	1-2	0-1-1	1	1	0	3	1	0	8
6 Atiki	1-2	0-0	2-2	3-1-4	3	4	1	2	0	1	10
7 Sacko	2-4	0-1	0-0	2-0-2	0	4	1	0	2	0	12
11 Webb	1-2	0-1	0-1	0-1-1	1	2	0	1	1	1	8
24 Milicevic	3-4	1-2	0-0	1-2-3	1	7	1	1	1	0	8
TEAM				3-0-3							
Totals	21-55	5-23	27-36	19-37-56	13	74	14	25	11	9	200
		1st	2nd	Total			FG%	3FG%	FT%		
UTEP		30	40	70			37.1	29.2	84.6		
New Mexico		36	38	74			38.2	21.7	75.0		

Points in the Paint-UTEP 38, UNM 28; Points off Turnovers-UTEP 17, UNM 14
2nd Chance Points-UTEP 10, UNM 19; Fast Break Points-UTEP 10, UNM 16
Bench Points-UTEP 28, UNM 24. Score Tied-2 times. Lead changed-4 times.
Largest lead-UTEP by 1 1st-9:50, UNM by 14 2nd-5:01.
UTEP led for 0:46, UNM led for 38:38, Game tied 0:36.
Officials: Mike Littlewood, Deldre Carr, Bianca Burns
Technical: none

NEW MEXICO NICHOLLS

91
84

GAME #1
Nov. 4, 2024
The Pit (10,609)
Albuquerque, NM

NICH (0-1)	FG	3FG	FT	O-D-T	PF	TP	A	TO	BS	S	MP
6 Myles*	3-6	1-3	0-0	1-4-5	5	7	1	1	0	1	14
15 West*	3-7	0-0	4-5	3-6-9	3	10	2	4	3	0	35
1 English*	2-10	1-3	2-6	0-4-4	2	7	8	5	0	0	27
2 Brown*	8-16	6-12	1-2	1-3-4	2	23	3	1	0	0	39
10 Cornish*	4-16	4-14	2-2	1-6-7	3	14	0	1	0	1	26
0 Collins	3-3	0-0	0-0	2-3-5	5	6	1	1	0	0	18
3 Searles	1-4	0-1	0-1	0-4-4	0	2	1	0	1	0	8
5 Malone	1-1	0-0	0-0	1-2-3	1	2	1	3	0	1	14
9 Gray	5-9	3-4	0-0	2-1-3	3	13	1	0	0	1	19
TEAM				3-2-5							
Totals	30-72	15-37	9-16	14-35-49	24	84	18	17	4	4	200
UNM (1-0)	FG	3FG	FT	O-D-T	PF	TP	A	TO	BS	S	MP
8 Borovicanin*	2-6	1-4	0-0	2-5-7	2	5	2	1	0	0	19
22 Amzli*	5-15	1-9	2-2	5-8-13	3	13	2	0	2	0	32
23 Joseph*	9-15	0-0	10-12	6-10-16	2	28	2	3	3	2	36
2 Dent†	5-11	0-2	5-7	0-0-0	0	15	11	2	1	3	38
3 Washington*	4-8	2-3	2-2	1-3-4	4	12	0	1	0	2	20
0 Noland	4-14	1-9	1-3	2-1-3	2	10	1	1	3	1	22
1 Appelhans	1-4	1-4	0-0	0-0-0	0	3	0	0	0	1	9
4 Dotson	1-4	1-4	0-2	0-0-0	2	3	0	0	0	0	10
6 Atiki	0-3	0-0	0-0	0-1-1	0	0	0	0	1	0	4
11 Webb	0-0	0-0	0-0	0-0-0	0	0	0	0	0	0	1
24 Milicevic	0-1	0-1	2-4	0-1-1	1	2	0	0	0	1	8
TEAM				2-3-5							
Totals	31-81	7-36	22-32	18-32-50	16	91	18	8	10	10	200
		1st	2nd	Total			FG%	3FG%	FT%		
Nicholls		43	41	84			41.7	40.556.3			
New Mexico		48	43	91			38.3	19.4	68.8		

Points in the Paint-NICH 30, UNM 46; Points off Turnovers-NICH 6, UNM 23
2nd Chance Points-NICH 16, UNM 17; Fast Break Points-NICH 13, UNM 27
Bench Points-NICH 23, UNM 18. Score Tied-7 times. Lead changed-2 times.
Largest lead-NICH by 3 1st-10:33, UNM by 12 2nd-7:07.
NICH led for 4:09, UNM led for 32:02, Game tied 3:49.
Officials: Scott Brown, Jim Bruno, Crystal Hogan
Technical: none

NEW MEXICO #22 UCLA

72
64

GAME #2
Nov. 8, 2024
Lee's Family Forum (1,497)
Henderson, NV

UNM (2-0)	FG	3FG	FT	O-D-T	PF	TP	A	TO	BS	S	MP
8 Borovicanin*	2-2	2-2	0-0	0-2-2	3	6	3	1	0	0	24
22 Amzli*	3-7	2-4	0-0	0-4-4	4	8	0	3	2	0	28
23 Joseph*	5-9	0-0	6-8	4-8-12	3	16	0	4	1	2	33
2 Dent†	8-13	0-1	1-4	0-1-1	1	17	8	9	0	2	34
3 Washington*	1-7	0-3	1-2	2-3-5	2	3	2	3	0	5	30
0 Noland	2-5	1-2	8-8	0-1-1	5	13	1	0	0	3	19
1 Appelhans	1-1	1-1	0-0	0-1-1	1	3	0	0	0	0	4
4 Dotson	0-1	0-1	0-0	0-1-1	0	0	0	2	0	0	6
6 Atiki	2-2	0-0	0-0	0-1-1	1	4	0	0	0	0	7
7 Sacko	1-1	0-0	0-1	0-1-1	4	2	0	0	0	0	10
11 Webb	0-1	0-1	0-0	0-0-0	0	0	0	0	0	0	2
24 Milicevic	0-0	0-0	0-0	0-0-0	2	0	0	0	0	0	2
TEAM				2-3-5							
Totals	25-49	6-15	16-23	8-26-34	26	72	14	24	3	12	200
UCLA (1-1)	FG	3FG	FT	O-D-T	PF	TP	A	TO	BS	S	MP
3 Dailey*	1-3	1-2	2-2	1-2-3	4	5	1	2	0	0	15
34 Bilodeau*	8-20	2-7	5-8	7-8-15	3	23	0	3	1	2	33
0 Johnson*	2-4	0-2	3-4	2-2-4	4	7	5	1	0	1	26
2 Andrews*	2-6	0-3	0-0	0-0-0	2	4	2	6	0	1	30
55 Clark*	3-9	1-4	0-0	0-0-0	2	7	1	1	0	6	29
1 Perry	1-4	1-2	5-7	1-2-3	3	8	2	1	0	2	23
10 Stefanovic	1-4	0-3	0-0	2-1-3	2	2	0	3	0	0	15
12 Mack	0-0	0-0	2-2	0-0-0	1	2	2	3	0	0	10
15 Mara	0-0	0-0	0-0	0-0-0	1	0	0	0	0	0	5
24 Kyle	2-5	0-0	2-4	0-4-4	2	6	0	1	2	0	15
TEAM				1-1-2							
Totals	20-55	5-23	19-27	14-20-34	24	64	13	21	3	12	200
		1st	2nd	Total			FG%	3FG%	FT%		
New Mexico		41	31	72			51.0	40.0	69.6		
UCLA		30	34	64			36.4	21.7	70.4		

Points in the Paint-UNM 36, UCLA 24; Points off Turnovers-UNM 21, UCLA 15
2nd Chance Points-UNM 2, UCLA 12; Fast Break Points-UNM 17, UCLA 10
Bench Points-UNM 22, UCLA 18. Score Tied-1 time. Lead changed-0 times.
Largest lead-UNM by 16 2nd-14:29, UCLA - none.
UNM led for 39:31, UCLA led for 0:00, Game tied 0:29.
Officials: Paul Szelc, Mike Reed, Keith Kimble
Technical: none



2024-25 LOBO BASKETBALL

LOBO HIGHS AND LOWS

	SEASON HIGH	SEASON LOW	PITINO ERA HIGH	PITINO ERA LOW
Points	91, vs. Nicholls (11/4/24)	72, vs. UCLA (11/8/24)	106, vs. New Mexico State (12/2/23)	47, at San Diego St (1/31/22)
Points (Half)	48 ¹ , vs. Nicholls (11/4/24)	31 ² , vs. UCLA (11/8/24)	57 ² , at Wyoming (1/22/22)	21 ¹ , at Utah State (2/22/22)
Victory Margin	+8, vs. UCLA (11/8/24)	-	+44, vs. New Mexico State (12/2/23)	-
FGs	31, vs. Nicholls (11/4/24)	25, vs. UCLA (11/8/24)	39, vs. Utah State (1/16/24)	16, at San Diego St (1/31/22)
FGAs	81, vs. Nicholls (11/4/24)	49, vs. UCLA (11/8/24)	81, vs. Nicholls (11/4/24)	49, twice
FG%	.510, vs. UCLA (11/8/24)	.383, vs. Nicholls (11/4/24)	.607, at San Jose State (2/17/23)	.297, vs. Clemson (3/22/24)
FG% (half)	.600 ¹ , vs. UCLA (11/8/24)	.340 ¹ , vs. Nicholls (11/4/24)	.656 ² , at Wyoming (1/22/22)	.241 ² , vs. Clemson (3/22/24)
3FGs	7, vs. Nicholls (11/4/24)	6, vs. UCLA (11/8/24)	17, vs. Utah State (1/8/22)	2, three times
3FGAs	36, vs. Nicholls (11/4/24)	15, vs. UCLA (11/8/24)	36, vs. Nicholls (11/4/24)	9, vs. North Dakota St (11/26/22)
3FG%	.400, vs. UCLA (11/8/24)	.194, vs. Nicholls (11/4/24)	.636, at San Jose State (2/17/23)	.125, vs. Air Force (2/26/22)
FTs	22, vs. Nicholls (11/4/24)	16, vs. UCLA (11/8/24)	36, vs. UTSA (12/10/22)	2, at Colorado State (1/19/22)
FTAs	32, vs. Nicholls (11/4/24)	23, vs. UCLA (11/8/24)	46, vs. UTSA (12/10/22)	4, at Colorado State (1/19/22)
FT%	.696, vs. UCLA (11/8/24)	.688, vs. Nicholls (11/4/24)	1.00 vs. Northern NM (2/11/22)	.300, at Utah State (2/22/22)
Off Rebs	18, vs. Nicholls (11/4/24)	8, vs. UCLA (11/8/24)	19, twice	3, twice
Def Rebs	32, vs. Nicholls (11/4/24)	26, vs. UCLA (11/8/24)	45, vs. Prairie View A&M (12/20/22)	15, twice
Total Rebs	50, vs. Nicholls (11/4/24)	34, vs. UCLA (11/8/24)	64, vs. Prairie View A&M (12/20/22)	23, at Wyoming (1/22/22)
Rebound Margin	+1, vs. Nicholls (11/4/24)	-	+27, vs. Prairie View A&M (12/20/22)	-
Fouls	26, vs. UCLA (11/8/24)	16, vs. Nicholls (11/4/24)	28, vs. Boise State (1/15/22)	9, twice
Assists	18, vs. Nicholls (11/4/24)	14, vs. Nicholls (11/4/24)	24, vs. New Mexico State (12/2/23)	5, at San Diego St (1/14/23)
Turnovers	24, vs. UCLA (11/8/24)	8, vs. Nicholls (11/4/24)	24, vs. UCLA (11/8/24)	4, twice
Blocks	10, vs. Nicholls (11/4/24)	3, vs. UCLA (11/8/24)	14, twice	0, at San Diego St (2/16/24)
Steals	12, vs. UCLA (11/8/24)	10, vs. Nicholls (11/4/24)	18, vs. Santa Clara (12/9/23)	1, vs. San Jose St (1/17/23)
Double Figure Scorers	5, vs. Nicholls (11/4/24)	3, vs. UCLA (11/8/24)	6, vs. Utah State (1/16/24)	2, numerous times
Players to Score	9, twice	-	12, twice	5, twice

OPPONENT HIGHS AND LOWS

	SEASON HIGH	SEASON LOW	PITINO ERA HIGH	PITINO ERA LOW
Points	84, Nicholls (11/4/24)	64, vs. UCLA (11/8/24)	97, at Nevada (1/23/23)	46, Northern NM (2/11/22)
Points (Half)	43 ¹ , Nicholls (11/4/24)	30 ¹ , vs. UCLA (11/8/24)	54 ² , at Boise State (3/2/24)	20 ¹ , Western NM (2/6/22)
Victory Margin	-	-	+29, at UNLV (1/11/22)	-
FGs	30, Nicholls (11/4/24)	20, vs. UCLA (11/8/24)	37, New Mexico State (12/6/21)	18, three times
FGAs	72, Nicholls (11/4/24)	55, vs. UCLA (11/8/24)	76, Boise State (1/20/23)	46, Fresno State (1/25/22)
FG%	.417, Nicholls (11/4/24)	.364, vs. UCLA (11/8/24)	.660, at Air Force (2/10/23)	.282, Prairie View A&M (12/20/22)
FG% (half)	.484 ¹ , Nicholls (11/4/24)	.345 ² , vs. UCLA (11/8/24)	.741 ² , at San Jose St (2/20/22)	.216 ¹ , North Dakota St (11/26/22)
3FGs	15, Nicholls (11/4/24)	5, vs. UCLA (11/8/24)	15, Nicholls (11/4/24)	2, twice
3FGAs	37, Nicholls (11/4/24)	23, vs. UCLA (11/8/24)	37, Nicholls (11/4/24)	8, UNLV (2/10/24)
3FG%	.405, Nicholls (11/4/24)	.217, vs. UCLA (11/8/24)	.550, at Colorado State (3/3/23)	.125, Iona (12/18/22)
FTs	19, vs. UCLA (11/8/24)	9, Nicholls (11/4/24)	27, three times	2, twice
FTAs	27, vs. UCLA (11/8/24)	16, Nicholls (11/4/24)	38, Boise State (1/15/22)	4, San Diego St (2/25/23)
FT%	.704, vs. UCLA (11/8/24)	.563, Nicholls (11/4/24)	1.00, at San Jose St (1/24/24)	.400, New Mexico St (12/6/21)
Off Rebs	14, twice	-	29, at San Jose State (2/17/23)	2, vs. Toledo (11/21/23)
Def Rebs	35, Nicholls (11/4/24)	20, vs. UCLA (11/8/24)	38, twice	15, No. Colorado (11/27/22)
Total Rebs	49, Nicholls (11/4/24)	34, vs. UCLA (11/8/24)	52, Boise State (1/15/22)	22, No. Colorado (11/27/22)
Rebound Margin	-	-	+27, Boise State (1/15/22)	-
Fouls	24, twice	-	30, Southern Utah (11/7/22)	10, at Colorado St (1/19/22)
Assists	18, Nicholls (11/4/24)	13, vs. UCLA (11/8/24)	23, twice	7, Prairie View A&M (12/20/22)
Turnovers	21, vs. UCLA (11/8/24)	17, Nicholls (11/4/24)	26, vs. Santa Clara (12/9/23)	4, San Jose State (1/17/23)
Blocks	4, Nicholls (11/4/24)	3, vs. UCLA (11/8/24)	9, twice	0, numerous times
Steals	12, vs. UCLA (11/8/24)	4, Nicholls (11/4/24)	15, vs. UAB (11/25/21)	1, twice
Double Figure Scorers	4, Nicholls (11/4/24)	1, vs. UCLA (11/8/24)	6, Utah State (1/8/22)	0, Nevada (1/28/24)
Players to Score	9, twice	-	12, UTSA (12/10/22)	5, at Air Force (1/20/24)

Bold denotes school record



2024-25 LOBO BASKETBALL

SUPERLATIVES...

LARGEST LEAD AT ANY TIME:	16 (49-33), vs. UCLA (Nov. 8)
LARGEST DEFICIT AT ANY TIME:	3 (23-26), vs. Nicholls (Nov. 4)
LARGEST DEFICIT OVERCOME TO WIN:	3 (23-26), vs. Nicholls (Nov. 4)
LARGEST LEAD SURRENDERED IN A LOSS:	--
LARGEST HALFTIME LEAD:	11, (41-30), vs. UCLA (Nov. 8)
LARGEST HALFTIME DEFICIT:	--
LARGEST HALFTIME DEFICIT OVERCOME TO WIN:	--
LARGEST HALFTIME LEAD SURRENDERED IN A LOSS:	--
MOST CONSECUTIVE POINTS SCORED:	9, vs. Nicholls (Nov. 4)
MOST CONSECUTIVE POINTS ALLOWED:	7, by UCLA (Nov. 8)

SPECIALTY STATS...

POINTS OFF TURNOVERS	NEW MEXICO	OPPONENT
Average	22.0	10.5
High	23 vs. Nicholls (Nov. 4)	15, by UCLA (Nov. 8)
Low	21 vs. UCLA (Nov. 8)	6, by Nicholls (Nov. 4)

2ND CHANCE POINTS	NEW MEXICO	OPPONENT
Average	9.5	14.0
High	17 vs. Nicholls (Nov. 4)	16, by Nicholls (Nov. 4)
Low	2 vs. UCLA (Nov. 8)	12, by UCLA (Nov. 8)

POINTS IN THE PAINT	NEW MEXICO	OPPONENT
Average	41.0	27.0
High	46 vs Nicholls (Nov. 4)	30, by Nicholls (Nov. 4)
Low	36 vs. UCLA (Nov. 8)	24, by UCLA (Nov. 8)

FAST BREAK POINTS	NEW MEXICO	OPPONENT
Average	22.0	11.5
High	27 vs. Nicholls (Nov. 4)	13, by Nicholls (Nov. 4)
Low	17 vs. UCLA (Nov. 8)	10, by UCLA (Nov. 8)

BENCH POINTS	NEW MEXICO	OPPONENT
Average	20.0	20.5
High	22 vs. UCLA (Nov. 8)	23, by Nicholls (Nov. 4)
Low	18 vs. Nicholls (Nov. 4)	18, by UCLA (Nov. 8)

LOBO LEADERS...

POINTS	2024-25	CAREER
Donovan Dent	1	11
Nelly Junior Joseph	1	4
Mustapha Amzil	-	1

ASSISTS	2024-25	CAREER
Donovan Dent	2	35
Mustapha Amzil	-	2

BLOCKS	2024-25	CAREER
Nelly Junior Joseph	1	14
Mustapha Amzil	1	3
CJ Noland	1	1
Donovan Dent	-	16
Tru Washington	-	1
Quinton Webb	-	1

REBOUNDS	2024-25	CAREER
Nelly Junior Joseph	2	17
Mustapha Amzil	-	1
Tru Washington	-	1

STEALS	2024-25	CAREER
Donovan Dent	1	17
Tru Washington	1	8
Nelly Junior Joseph	-	6
Mustapha Amzil	-	2
Quinton Webb	-	1

NEW MEXICO'S RECORD...

Home.....	1-0
Road	0-0
Neutral	1-0
Ranked Opponent (either AP or Coaches).....	1-0
Unranked Opponent.....	1-0
Leads at halftime	2-0
Trails at halftime	0-0
Tied at halftime.....	0-0
Goes into overtime.....	0-0
Leads by 10 or more points.....	2-0
Trails by 10 or more points.....	0-0
Shoots 50% or better	1-0
Shoots less than 50%	1-0
Shoots less than 45%	1-0
Shoots less than 40%	1-0
Opponent shoots 50% or better.....	0-0
Opponent shoots less than 50%.....	2-0
Opponent shoots less than 45%.....	2-0
Opponent shoots less than 40%.....	1-0
Has higher FG% than opponent	1-0
Has lower FG% than opponent.....	1-0
Has same FG% as opponent.....	0-0
Outrebounds its opponent	1-0
Outrebounded by opponent.....	0-0
Has same rebounds as opponent	1-0
Has more offensive rebounds than opponent.....	1-0
Has fewer offensive rebounds than opponent.....	1-0
Has same offensive rebounds as opponent	0-0
Has fewer turnovers than opponent.....	1-0
Has more turnovers than opponent	1-0
Has same turnovers as opponent.....	0-0
Has fewer than 10 turnovers	1-0
Opponent has fewer than 10 turnovers.....	0-0
Shoots more FTs than opponent	1-0
Shoots fewer FTs than opponent.....	1-0
Shoots the same FTs as opponent.....	0-0
Has game decided by 10 points or less or OT	2-0
Has game decided by 5 points or less or OT	0-0
Scores <60 points	0-0
Scores 60-69 points	0-0
Scores 70-79 points	1-0
Scores 80-89 points	0-0
Scores 90+ points	1-0
Allows <60 points.....	0-0
Allows 60-69 points.....	1-0
Allows 70-79 points.....	0-0
Allows 80-89 points.....	1-0
Allows 90+ points.....	0-0
Wins the tip	2-0
Loses the tip.....	0-0
White uniforms.....	1-0
White uniforms (turquoise trim)	0-0
Red uniforms	1-0
Turquoise uniforms	0-0



Season Highs

Pts	13	vs. UCLA (11/8/24)
Reb	3	vs. Nicholls (11/4/24)
FG	4	vs. Nicholls (11/4/24)
FGA	14	vs. Nicholls (11/4/24)
3FG	1	twice
3FGA	9	vs. Nicholls (11/4/24)
FT	8	vs. UCLA (11/8/24)
FTA	8	vs. UCLA (11/8/24)
Ast	1	twice
Blk	3	vs. Nicholls (11/4/24)
Stl	3	vs. UCLA (11/8/24)
Min	22	vs. Nicholls (11/4/24)

Career Highs

23	vs. Tulane (3/14/24) ^{NT}
7	at Seton Hall (3/23/24) ^{NT}
7	three times
18	at Florida Atlantic (1/28/24) ^{NT}
4	vs. Tulane (3/14/24) ^{NT}
9	vs. Nicholls (11/4/24)
8	vs. UCLA (11/8/24)
9	vs. Tulane (3/14/24) ^{NT}
5	four times
3	vs. Nicholls (11/4/24)
4	at Boise State (12/5/23) ^{NT}
36	vs. Tulane (1/6/24) ^{NT}

MW Career Highs

--	
--	
--	
--	
--	
--	
--	
--	
--	
--	
--	
--	

11.5 PPG | 2.0 RPG | 20.5 MPG | 2.0 SPG

2024-25 GAME-BY-GAME

Opponent	MP	FG-A	3G-A	FT-A	O-D-T	PF	A	TO	BS	ST	TP
Nicholls	22	4-14	1-9	1-3	2-1-3	2	1	1	3	1	10
vs. UCLA	19	2-5	1-2	8-8	0-1-1	5	1	0	0	0	13

* game started

SEASON NOTES

- Tri-Captain
- Had 13 points (8-8 FT) vs. No. 22 UCLA (Nov. 8)
- Scored 10 points and had a career-high three blocks in his UNM debut vs. Nicholls (Nov. 4)
- Had two points in the exhibition vs. UTEP (Oct. 28)

	2024-25	CAREER	STREAK
Double Figure Scoring	2	25	7
20-Point Games	-	2	-

CAREER STATISTICS

Year	G-GS	Min-Avg.	FG-FGA	Pct.	3FG-3FGA	Pct.	FT-FTA	Pct.	Off-Def.	Reb-Avg.	PF-DQ	Ast	TO	Blk	Stl	Pts-Avg
2021-22 %	33-0	416-12.6	52-97	.536	17-39	.436	9-13	.692	7-41	48-1.5	34-0	22	26	3	22	130-3.9
Conf	16-0	192-12.0	22-42	.524	7-17	.412	5-7	.714	2-16	18-1.1	17-0	7	12	1	9	56-3.5
2022-23 %	26-8	378-14.5	30-84	.357	13-55	.236	10-19	.526	5-30	35-1.3	19-0	15	20	1	12	83-3.2
Conf	13-0	193-14.8	17-43	.395	8-31	.258	6-9	.667	4-11	15-1.2	8-0	10	9	0	6	48-3.7
2023-24 ^	29-20	757-26.1	111-254	.437	33-86	.384	60-87	.690	11-70	81-2.8	59-0	58	52	7	28	315-10.9
Conf	13-8	380-29.2	55-139	.396	9-41	.220	31-44	.705	5-34	39-3.0	26-0	29	25	2	11	150-11.5
2024-25	2-0	41-20.5	6-19	.316	2-11	.182	9-11	.818	2-2	4-2.0	7-1	2	1	3	4	23-11.5
Conf	0-0															
CAREER	90-28	1595-17.7	199-454	.438	65-191	.340	88-130	.677	25-143	168-1.9	119-1	97	99	14	66	551-6.1

% at Oklahoma | ^ at North Texas




#1

BRADEN APPELHANS

"apple-hahns"

R-Sophomore | Guard | 6-7 | 195 | Blue Springs, MO | Western Reserve Academy



Season Highs

Pts	3	twice
Reb	1	vs. UCLA (11/8/24)
FG	1	twice
FGA	4	vs. Nicholls (11/4/24)
3FG	1	twice
3FGA	4	vs. Nicholls (11/4/24)
FT	--	
FTA	--	
Ast	--	
Blk	--	
Stl	1	vs. Nicholls (11/4/24)
Min	9	vs. Nicholls (11/4/24)

Career Highs

14	vs. Eastern New Mexico (12/29/23)
5	vs. Western New Mexico (12/6/22)
5	vs. Eastern New Mexico (12/29/23)
8	vs. Eastern New Mexico (12/29/23)
4	vs. Eastern New Mexico (12/29/23)
6	twice
2	twice
2	three times
3	vs. Eastern New Mexico (12/29/23)
2	vs. Prairie View A&M (12/20/22)
1	six times
20	twice

MW Career Highs

--	
--	
--	
3	vs. Air Force (3/13/24) ^{MW}
--	
2	vs. Air Force (3/13/24) ^{MW}
--	
--	
--	
--	
4	vs. Fresno State (3/6/24)

3.0 PPG | 0.5 RPG | 6.5 MPG | 40% 3FG

2024-25 GAME-BY-GAME

Opponent	MP	FG-A	3G-A	FT-A	O-D-T	PF	A	TO	BS	ST	TP
Nicholls	9	1-4	1-4	0-0	0-0-0	0	0	0	0	1	3
vs. UCLA	4	1-1	1-1	0-0	0-1-1	1	0	0	0	0	3

* game started

SEASON NOTES

- Had three points vs. No. 22 UCLA (Nov. 8)
- Scored three points vs. Nicholls (Nov. 4)
- Had four points in the exhibition vs. UTEP (Oct. 28)

	2024-25	CAREER	STREAK
Double Figure Scoring	-	2	-


CAREER STATISTICS

Year	G-GS	Min-Avg.	FG-FGA	Pct.	3FG-3FGA	Pct.	FT-FTA	Pct.	Off-Def.	Reb-Avg.	PF-DQ	Ast	TO	Blk	Stl	Pts-Avg
2022-23	10-0	62-6.2	4-15	.267	2-11	.182	0-2	.000	0-12	12-1.2	5-0	1	1	3	1	10-1.0
Conf	2-0	2-1.0	0-1	.000	0-0	.000	0-0	.000	0-0	0-0.0	0-0	0	0	0	0	0-0.0
2023-24	16-0	94-5.9	13-34	.382	10-25	.400	4-4	1.000	1-8	9-0.6	8-0	5	5	1	4	40-2.5
Conf	4-0	11-2.8	0-2	.000	0-1	.000	0-0	.000	0-2	2-0.5	1-0	0	0	0	0	0-0.0
2024-25	2-0	13-6.5	2-5	.400	2-5	.400	0-0	.000	0-1	1-0.5	1-0	0	0	0	1	6-3.0
Conf	0-0															
CAREER	28-0	169-6.0	19-54	.352	14-41	.341	4-6	.667	1-21	22-0.8	14-0	6	6	4	6	56-2.0



#2 DONOVAN DENT

Junior | Guard | 6-2 | 185 | Riverside, CA | Centennial HS



Season Highs

Pts	17	vs. UCLA (11/8/24)
Reb	1	vs. UCLA (11/8/24)
FG	8	vs. UCLA (11/8/24)
FGA	13	vs. UCLA (11/8/24)
3FG	--	
3FGA	2	vs. Nicholls (11/4/24)
FT	5	vs. Nicholls (11/4/24)
FTA	7	vs. Nicholls (11/4/24)
Ast	11	vs. Nicholls (11/4/24)
Blk	1	vs. Nicholls (11/4/24)
Stl	3	vs. Nicholls (11/4/24)
Min	38	vs. Nicholls (11/4/24)

Career Highs

31	vs. Boise State (1/31/24)
6	three times
12	vs. Boise State (1/31/24)
18	twice
2	three times
4	vs. Wyoming (1/6/24)
7	twice
10	vs. Pepperdine (11/24/23)
14	vs. Utah State (1/16/24)
3	twice
5	vs. Boise State (3/14/24) ^{MMT}
38	vs. Nicholls (11/4/24)

MW Career Highs

31	vs. Boise State (1/31/24)
6	at Wyoming (2/6/24)
12	vs. Boise State (1/31/24)
18	vs. Boise State (1/31/24)
2	twice
4	vs. Wyoming (1/6/24)
7	twice
9	vs. Colorado State (2/21/24)
14	vs. Utah State (1/16/24)
3	vs. Boise State (1/20/23)
5	vs. Boise State (3/14/24) ^{MMT}
37	at Wyoming (2/6/24)

16.0 PPG | 9.5 APG | 36.0 MPG | 2.5 SPG

2024-25 GAME-BY-GAME

Opponent	MP	FG-A	3G-A	FT-A	O-D-T	PF	A	TO	BS	ST	TP
Nicholls*	38	5-11	0-2	5-7	0-0-0	0	11	2	1	3	15
vs. UCLA*	34	8-13	0-1	1-4	0-1-1	1	8	9	0	2	17

* game started

SEASON NOTES

- Tri-Captain
- Preseason All-Mountain West Team
- Had 17 points and eight assists vs. No. 22 UCLA (Nov. 8)
- Fourth career double-double with 15 points and 11 assists vs. Nicholls (Nov. 4)
- Led UNM with 19 points and five assists in the exhibition vs. UTEP (Oct. 28)

UNM CAREER RECORD BOOK

	Total	Rank	Up Next
Assists:	288	19th	Lamont Long (301-18th)

	2024-25	CAREER	STREAK
Double-Doubles	1	4	-
Double Figure Scoring	2	33	2
20-Point Games	-	8	-
30-Point Games	-	1	-
10-Assist Games	-	4	-

CAREER STATISTICS

Year	G-GS	Min-Avg.	FG-FGA	Pct.	3FG-3FGA	Pct.	FT-FTA	Pct.	Off-Def.	Reb-Avg.	PF-DQ	Ast	TO	Blk	Stl	Pts-Avg
2022-23	34-2	629-18.5	69-136	.507	4-19	.211	50-73	.685	10-59	69-2.0	61-1	79	55	25	30	192-5.6
Conf	18-2	319-17.7	31-67	.463	2-13	.154	24-34	.706	4-31	35-1.9	35-1	31	30	10	17	88-4.9
2023-24	35-35	1096-31.3	195-375	.520	15-40	.375	88-129	.682	13-75	88-2.5	67-0	190	79	24	53	493-14.1
Conf	18-18	585-32.5	96-186	.516	8-23	.348	48-66	.727	6-38	44-2.4	37-0	92	37	14	21	248-13.8
2024-25	2-2	72-36.0	13-24	.542	0-3	.000	6-11	.545	0-1	1-0.5	1-0	19	11	1	5	32-16.0
Conf	0-0															
CAREER	71-39	1797-25.3	277-535	.518	19-62	.306	144-213	.676	23-135	158-2.2	129-1	288	145	50	88	717-10.1



#3 TRU WASHINGTON

Sophomore | Guard | 6-4 | 205 | Phoenix, AZ | AZ Compass Prep



Season Highs

Pts	12	vs. Nicholls (11/4/24)
Reb	5	vs. UCLA (11/8/24)
FG	4	vs. Nicholls (11/4/24)
FGA	8	vs. Nicholls (11/4/24)
3FG	2	vs. Nicholls (11/4/24)
3FGA	3	twice
FT	2	vs. Nicholls (11/4/24)
FTA	2	twice
Ast	2	vs. UCLA (11/8/24)
Blk	--	
Stl	5	vs. UCLA (11/8/24)
Min	30	vs. UCLA (11/8/24)

Career Highs

21	vs. New Mexico State (12/2/23)
12	vs. Pepperdine (11/24/23)
7	twice
13	vs. Pepperdine (11/24/23)
3	vs. New Mexico State (12/2/23)
4	twice
8	vs. New Mexico State (12/2/23)
10	vs. New Mexico State (12/2/23)
6	vs. New Mexico State (12/2/23)
2	vs. Utah State (1/16/24)
5	three times
33	vs. Pepperdine (11/24/23)

MW Career Highs

14	vs. Air Force (3/13/24) ^{MW}
6	vs. UNLV (2/10/24)
6	vs. Air Force (3/13/24) ^{MW}
9	three times
2	twice
3	four times
3	at UNLV (1/9/24)
3	at UNLV (1/9/24)
3	twice
2	vs. Utah State (1/16/24)
5	at UNLV (1/9/24)
23	twice

7.5 PPG | 4.5 RPG | 25.0 MPG | 3.5 SPG

2024-25 GAME-BY-GAME

Opponent	MP	FG-A	3G-A	FT-A	O-D-T	PF	A	TO	BS	ST	TP
Nicholls*	20	4-8	2-3	2-2	1-3-4	4	0	1	0	2	12
vs. UCLA*	30	1-7	0-3	1-2	2-3-5	2	2	3	0	5	3

* game started

SEASON NOTES

- Tied career high with five steals vs. No. 22 UCLA (Nov. 8)
- Scored 12 points vs. Nicholls (Nov. 4)
- Had 17 points, six rebounds and four steals in the exhibition vs. UTEP (Oct. 28)

	2024-25	CAREER	STREAK
Double-Doubles	-	1	-
Double Figure Scoring	1	10	-
20-Point Games	-	1	-
10-Rebound Games	-	1	-

CAREER STATISTICS

Year	G-GS	Min-Avg.	FG-FGA	Pct.	3FG-3FGA	Pct.	FT-FTA	Pct.	Off-Def.	Reb-Avg.	PF-DQ	Ast	TO	Blk	Stl	Pts-Avg
2023-24	35-1	622-17.8	86-204	.422	20-71	.282	40-59	.678	29-86	115-3.3	63-0	44	37	8	49	232-6.6
Conf	18-0	275-15.3	33-91	.363	7-35	.200	12-19	.632	13-29	42-2.3	30-0	16	12	5	28	85-4.7
2024-25	2-2	50-25.0	5-15	.333	2-6	.333	3-4	.750	3-6	9-4.5	6-0	2	4	0	7	15-7.5
Conf	0-0															
CAREER	37-3	672-18.2	91-219	.416	22-77	.286	43-63	.683	32-92	124-3.4	69-0	46	41	8	56	247-6.7

Freshman | Guard | 6-2 | 190 | Beaumont, Texas | Beaumont United HS



Season Highs

Pts	3	vs. Nicholls (11/4/24)
Reb	1	vs. UCLA (11/8/24)
FG	1	vs. Nicholls (11/4/24)
FGA	4	vs. Nicholls (11/4/24)
3FG	1	vs. Nicholls (11/4/24)
3FGA	4	vs. Nicholls (11/4/24)
FT	--	
FTA	2	vs. Nicholls (11/4/24)
Ast	--	
Blk	--	
Stl	--	
Min	10	vs. Nicholls (11/4/24)

Career Highs

3	vs. Nicholls (11/4/24)
--	
1	vs. Nicholls (11/4/24)
4	vs. Nicholls (11/4/24)
1	vs. Nicholls (11/4/24)
4	vs. Nicholls (11/4/24)
--	
2	vs. Nicholls (11/4/24)
--	
--	
--	
10	vs. Nicholls (11/4/24)

MW Career Highs

--
--
--
--
--
--
--
--
--
--
--

1.5 PPG | 0.0 APG | 8.5 MPG |

2024-25 GAME-BY-GAME

Opponent	MP	FG-A	3G-A	FT-A	O-D-T	PF	A	TO	BS	ST	TP
Nicholls	10	1-4	1-4	0-2	0-0-0	2	0	0	0	0	3
vs. UCLA	6	0-1	0-1	0-0	0-1-1	0	0	2	0	0	0

* game started


SEASON NOTES

- Scored first three career points vs. Nicholls in collegiate debut (Nov. 4)
- Had one point in the exhibition vs. UTEP (Oct. 28)

	2024-25	CAREER	STREAK
Double Figure Scoring	-	-	-

CAREER STATISTICS

Year	G-GS	Min-Avg.	FG-FGA	Pct.	3FG-3FGA	Pct.	FT-FTA	Pct.	Off-Def.	Reb-Avg.	PF-DQ	Ast	TO	Blk	Stl	Pts-Avg
2024-25	2-0	17-8.5	1-5	.200	1-5	.200	0-2	.000	0-1	1-0.5	2-0	0	2	0	0	3-1.5
Conf	0-0															
CAREER	2-0	17-8.5	1-5	.200	1-5	.200	0-2	.000	0-1	1-0.5	2-0	0	2	0	0	3-1.5



Season Highs

Pts	4	vs. UCLA (11/8/24)
Reb	1	twice
FG	2	vs. UCLA (11/8/24)
FGA	3	vs. Nicholls (11/4/24)
3FG	--	
3FGA	--	
FT	--	
FTA	--	
Ast	--	
Blk	1	vs. Nicholls (11/4/24)
Stl	--	
Min	7	vs. UCLA (11/8/24)

Career Highs

14	vs. Wyoming (12/30/23) ^{BYU}
11	twice
7	vs. Wyoming (12/30/23) ^{BYU}
10	vs. Wyoming (12/30/23) ^{BYU}
--	
1	four times
5	vs. Pepperdine (1/14/23) ^{BYU}
6	twice
3	vs. Southeastern Louisiana (11/15/23) ^{BYU}
4	vs. San Francisco (2/3/22) ^{BYU}
3	at Pepperdine (2/9/23) ^{BYU}
26	at Pepperdine (2/12/22) ^{BYU}

MW Career Highs

--
--
--
--
--
--
--
--
--
--
--
--

2.0 PPG | 1.0 RPG | 6.0 MPG | 0.5 BPG

2024-25 GAME-BY-GAME

Opponent	MP	FG-A	3G-A	FT-A	O-D-T	PF	A	TO	BS	ST	TP
Nicholls	4	0-3	0-0	0-0	0-1-1	0	0	0	0	0	0
vs. UCLA	7	2-2	0-0	0-0	0-1-1	1	0	0	0	0	4

* game started

SEASON NOTES

- Scored first four points as a Lobo vs. No. 22 UCLA (Nov. 8)
- Had one rebound and one block vs. Nicholls in UNM debut (Nov. 4)
- Had four points and four rebounds in the exhibition vs. UTEP (Oct. 28)

	2024-25	CAREER	STREAK
Double Figure Scoring	-	7	-
Double Figure Rebounds	-	2	-

CAREER STATISTICS

Year	G-GS	Min-Avg.	FG-FGA	Pct.	3FG-3FGA	Pct.	FT-FTA	Pct.	Off-Def.	Reb-Avg.	PF-DQ	Ast	TO	Blk	Stl	Pts-Avg
2021-22 %	32-3	341-10.7	44-76	.579	0-0	.000	9-19	.474	39-55	94-2.9	67-2	9	21	24	1	97-3.0
Conf	15-0	185-12.3	29-48	.604	0-0	.000	2-8	.250	18-25	43-2.9	32-1	4	6	17	1	60-4.0
2022-23 %	33-1	479-14.5	45-88	.511	0-2	.000	35-51	.686	48-70	118-3.6	78-2	17	41	35	12	125-3.8
Conf	15-0	212-14.1	22-39	.564	0-1	.000	20-24	.833	17-26	43-2.9	36-1	9	19	10	6	64-4.3
2023-24 %	23-0	253-11.0	41-66	.621	0-2	.000	11-24	.458	26-41	67-2.9	57-2	7	21	12	7	93-4.0
Conf	11-0	78-7.1	10-16	.625	0-0	.000	5-12	.417	8-5	13-1.2	25-1	0	14	3	2	25-2.3
2024-25	2-0	12-6.0	2-5	.400	0-0	.000	0-0	.000	0-2	2-1.0	1-0	0	0	1	0	2-4.0
Conf	0-0															
CAREER	90-4	1082-12.0	132-235	.562	0-4	.000	55-94	.585	113-168	281-3.1	203-6	33	83	72	20	319-3.5

% at BYU



#7 IBRAHIMA SACKO

"E-bra-HE-ma SOCK-oh"

Sophomore | Forward | 6-6 | 230 | Conakry, Guinea | J. Addison School [Georgia Tech]



Season Highs

Pts	2	vs. UCLA (11/8/24)
Reb	1	vs. UCLA (11/8/24)
FG	1	vs. UCLA (11/8/24)
FGA	1	vs. UCLA (11/8/24)
3FG	--	
3FGA	--	
FT	--	
FTA	1	vs. UCLA (11/8/24)
Ast	--	
Blk	--	
Stl	--	
Min	10	vs. UCLA (11/8/24)

Career Highs

13	at Notre Dame (2/14/24) ^{GT}
8	vs. UMass Lowell (11/14/23) ^{GT}
6	at Notre Dame (2/14/24) ^{GT}
8	at Notre Dame (2/14/24) ^{GT}
1	four times
3	at Cincinnati (11/22/23) ^{GT}
2	vs. Wake Forest (2/6/24) ^{GT}
2	four times
1	four times
1	four times
3	vs. UMass Lowell (11/14/23) ^{GT}
26	at Notre Dame (2/14/24) ^{GT}

MW Career Highs

--	
--	
--	
--	
--	
--	
--	
--	
--	
--	
--	
--	

2.0 PPG | 1.0 RPG | 10.0 MPG | 100% FG

2024-25 GAME-BY-GAME

Opponent	MP	FG-A	3G-A	FT-A	O-D-T	PF	A	TO	BS	ST	TP
Nicholls					-DNP-						
vs. UCLA	10	1-1	0-0	0-1	0-1-1	4	0	0	0	0	2

* game started

SEASON NOTES

- Made Lobo debut vs. No. 22 UCLA, scoring two points (Nov. 8)
- Had four points and two rebounds in the exhibition vs. UTEP (Oct. 28)

	2024-25	CAREER	STREAK
Double Figure Scoring	-	1	-

CAREER STATISTICS

Year	G-GS	Min-Avg.	FG-FGA	Pct.	3FG-3FGA	Pct.	FT-FTA	Pct.	Off-Def.	Reb-Avg.	PF-DQ	Ast	TO	Blk	Stl	Pts-Avg
2023-24 %	20-3	227-11.4	18-38	.474	4-14	.286	3-10	.300	20-33	53-2.7	26-0	4	11	4	11	43-2.2
Conf	11-3	115-10.4	11-22	.500	2-7	.286	2-3	.667	8-15	23-2.1	11-0	2	3	3	4	26-2.4
2024-25	1-1	10-10.0	1-1	1.000	0-0	.000	0-1	.000	0-1	1-1.0	4-0	0	0	0	0	2-2.0
Conf	0-0															
CAREER	21-3	238-11.3	19-39	.487	4-14	.286	3-11	.273	20-34	54-2.6	30-0	4	11	4	11	45-2.1

% at Georgia Tech




#8

FILIP BOROVICANIN

"phillip boro-VEECH-ah-nin"

Sophomore | Forward | 6-9 | 220 | Belgrade, Serbia | KK Beko [Arizona]



Season Highs

Pts	6	vs. UCLA (11/8/24)
Reb	7	vs. Nicholls (11/4/24)
FG	2	twice
FGA	6	vs. Nicholls (11/4/24)
3FG	2	vs. UCLA (11/8/24)
3FGA	4	vs. Nicholls (11/4/24)
FT	--	
FTA	--	
Ast	3	vs. UCLA (11/8/24)
Blk	--	
Stl	--	
Min	24	vs. UCLA (11/8/24)

Career Highs

11	vs. Morgan State (11/6/23) ^{UA}
7	twice
4	vs. Morgan State (11/6/23) ^{UA}
9	vs. Morgan State (11/6/23) ^{UA}
2	vs. UCLA (11/8/24)
4	twice
4	twice
6	vs. Wisconsin (12/9/23) ^{UA}
3	three times
1	at Cal (12/29/23) ^{UA}
1	five times
19	vs. UCLA (11/8/24)

MW Career Highs

--
--
--
--
--
--
--
--
--
--
--
--

5.5 PPG | 4.5 RPG | 21.5 MPG | 2.5 APG

2024-25 GAME-BY-GAME

Opponent	MP	FG-A	3G-A	FT-A	O-D-T	PF	A	TO	BS	ST	TP
Nicholls*	19	2-6	1-4	0-0	2-5-7	2	2	1	0	0	5
vs. UCLA*	24	2-2	2-2	0-0	0-2-2	3	3	1	0	0	6

* game started

SEASON NOTES

- Had six points (2-2 3FG) vs. No. 22 UCLA (Nov. 8)
- Had five points and matched a career high with seven rebounds in his UNM debut and first career start vs. Nicholls (Nov. 4)
- Had one point and five rebounds in the exhibition vs. UTEP (Oct. 28)

	2024-25	CAREER	STREAK
Double Figure Scoring	-	1	-

CAREER STATISTICS

Year	G-GS	Min-Avg.	FG-FGA	Pct.	3FG-3FGA	Pct.	FT-FTA	Pct.	Off-Def.	Reb-Avg.	PF-DQ	Ast	TO	Blk	Stl	Pts-Avg
2022-23 %	14-0	54-3.9	7-13	.538	2-4	.500	2-3	.667	3-9	12-0.9	8-0	6	5	0	1	18-1.3
Conf	6-0	18-3.0	3-5	.600	1-1	1.000	1-2	.500	1-0	1-0.2	1-0	3	0	0	1	8-1.3
2023-24 %	20-0	111-5.6	16-39	.410	0-12	.000	13-15	.867	12-20	32-1.6	10-0	16	10	1	4	45-2.3
Conf	12-0	50-4.2	7-18	.389	0-5	.000	2-2	1.000	5-8	13-1.1	4-0	13	7	1	2	16-1.3
2024-25	2-2	43-21.5	4-8	.500	3-6	.500	0-0	.000	2-7	9-4.5	5-0	5	2	0	0	11-5.5
Conf	0-0															
CAREER	36-2	208-5.8	27-60	.450	5-22	.227	15-18	.833	17-36	53-1.5	23-0	27	17	1	5	74-2.1

% at Arizona



#11

QUINTON WEBB

R-Sophomore | Guard | 6-6 | 205 | San Bernardino, CA | Etiwanda



Season Highs

Pts	--
Reb	--
FG	--
FGA	1 vs. UCLA (11/8/24)
3FG	--
3FGA	1 vs. UCLA (11/8/24)
FT	--
FTA	--
Ast	--
Blk	--
Stl	--
Min	2 vs. UCLA (11/8/24)

Career Highs

7	twice
4	vs. Texas Southern (11/6/23)
3	twice
6	vs. New Mexico State (12/2/23)
1	five times
4	vs. New Mexico State (12/2/23)
1	vs. Texas Southern (11/6/23)
2	twice
1	vs. Toledo (11/21/23)
2	vs. Air Force (3/13/24) ^{MW}
2	four times
19	twice

MW Career Highs

2	twice
1	twice
1	twice
1	three times
--	
--	
--	
--	
2	vs. Air Force (3/13/24) ^{MW}
1	at Utah State (3/9/24)
6	vs. Fresno State (3/6/24)

0.0 PPG | 0.0 RPG | 1.5 MPG |

2024-25 GAME-BY-GAME

Opponent	MP	FG-A	3G-A	FT-A	O-D-T	PF	A	TO	BS	ST	TP
Nicholls	1	0-0	0-0	0-0	0-0-0	0	0	0	0	0	0
vs. UCLA	2	0-1	0-1	0-0	0-0-0	0	0	0	0	0	0

* game started

SEASON NOTES

- Scored two points in the exhibition vs. UTEP (Oct. 28)

	2024-25	CAREER	STREAK
Double Figure Scoring	-	-	-

CAREER STATISTICS

Year	G-GS	Min-Avg.	FG-FGA	Pct.	3FG-3FGA	Pct.	FT-FTA	Pct.	Off-Def.	Reb-Avg.	PF-DQ	Ast	TO	Blk	Stl	Pts-Avg
2022-23																
Conf	--															
2023-24	19-0	170-8.9	16-32	.500	5-17	.294	1-4	.250	7-20	27-1.4	25-0	1	6	3	11	38-2.0
Conf	4-0	16-4.0	1-2	.500	0-0	.000	0-0	.000	1-0	1-0.3	1-0	0	0	0	1	2-0.5
2024-25	2-0	3-1.5	0-1	.000	0-1	.000	0-0	.000	0-0	0-0.0	0-0	0	0	0	0	0-0.0
Conf	0-0															
CAREER	21-0	173-8.2	16-33	.485	5-18	.278	1-4	.250	7-20	27-1.3	25-0	1	6	3	11	38-1.8

Senior | Forward | 6-9 | 215 | Helsinki, Finland | HBA-Marsky [Dayton]



Season Highs

Pts	13	vs. Nicholls (11/4/24)
Reb	13	vs. Nicholls (11/4/24)
FG	5	vs. Nicholls (11/4/24)
FGA	15	vs. Nicholls (11/4/24)
3FG	2	vs. UCLA (11/8/24)
3FGA	9	vs. Nicholls (11/4/24)
FT	2	vs. Nicholls (11/4/24)
FTA	2	vs. Nicholls (11/4/24)
Ast	2	vs. Nicholls (11/4/24)
Blk	2	twice
Stl	--	
Min	32	vs. Nicholls (11/4/24)

Career Highs

22	vs. La Salle (12/30/20) ^{UD}
13	vs. Nicholls (11/4/24)
9	vs. La Salle (12/30/20) ^{UD}
15	vs. Nicholls (11/4/24)
4	vs. Massachusetts (2/23/22) ^{UD}
9	twice
8	vs. Southeastern Louisiana (12/3/22) ^{UD}
10	twice
8	vs. Alcorn State (12/20/22) ^{UD}
3	vs. Boise State (3/14/24) ^{MMT}
3	twice
42	at Rhode Island (2/16/21) ^{UD}

MW Career Highs

18	at Utah State (3/9/24)
11	at San Diego State (2/16/24)
6	twice
11	at Wyoming (2/6/24)
3	three times
9	at Wyoming (2/6/24)
6	at UNLV (1/9/24)
7	at UNLV (1/9/24)
4	vs. UNLV (2/10/24)
3	vs. Boise State (3/14/24) ^{MMT}
2	three times
32	at Utah State (3/9/24)

10.5 PPG | 8.5 RPG | 29.5 MPG | 2.0 BPG

2024-25 GAME-BY-GAME

Opponent	MP	FG-A	3G-A	FT-A	O-D-T	PF	A	TO	BS	ST	TP
Nicholls*	32	5-15	1-9	2-2	5-8-13	3	2	0	2	0	13
vs. UCLA*	28	3-7	2-4	0-0	0-4-4	4	0	3	2	0	8

* game started

SEASON NOTES

- Tri-Captain
- Scored eight points vs. No. 22 UCLA (Nov. 8)
- Had 13 points and a career-high 13 rebounds vs. Nicholls (Nov. 4)
- Had six points and 11 rebounds in the exhibition vs. UTEP (Oct. 28)

	2024-25	CAREER	STREAK
Double-Doubles	1	4	-
Double Figure Scoring	1	51	-
20-Point Games	-	2	-
10-Rebound Games	1	5	-

CAREER STATISTICS

Year	G-GS	Min-Avg.	FG-FGA	Pct.	3FG-3FGA	Pct.	FT-FTA	Pct.	Off-Def.	Reb-Avg.	PF-DQ	Ast	TO	Blk	Stl	Pts-Avg
2020-21 %	19-15	569-29.9	68-137	.496	26-68	.382	26-34	.765	24-83	107-5.6	45-1	24	31	8	13	188-9.9
Conf	16-14	481-30.1	57-117	.487	24-59	.407	22-29	.759	21-69	90-5.6	35-1	21	26	8	11	160-10.0
2021-22 %	35-1	693-19.8	65-163	.399	28-95	.295	37-51	.725	41-101	142-4.1	57-0	26	37	7	7	195-5.6
Conf	18-1	375-20.8	37-87	.425	14-44	.318	16-24	.667	23-49	72-4.0	27-0	15	16	5	3	104-5.8
2022-23 %	34-19	1006-29.6	103-233	.442	45-123	.366	66-83	.795	40-124	164-4.8	61-0	59	46	10	8	317-9.3
Conf	18-10	513-28.5	55-123	.447	21-54	.389	15-22	.682	15-67	82-4.6	32-0	28	19	9	6	146-8.1
2023-24	35-2	657-18.8	77-191	.403	28-96	.292	54-70	.771	36-85	121-3.5	75-0	23	25	9	20	236-6.7
Conf	18-0	383-21.3	53-113	.469	23-59	.390	33-39	.846	28-52	80-4.4	38-0	15	16	3	9	162-9.0
2024-25	2-2	59-29.5	8-22	.364	3-13	.231	2-2	1.000	5-12	17-8.5	7-0	2	3	4	0	21-10.5
Conf	0-0															
CAREER	125-39	2981-23.8	321-746	.430	130-395	.329	185-240	.771	146-405	551-4.4	245-1	134	142	38	48	957-7.7

% at Dayton



#23 NELLY JUNIOR JOSEPH

Senior | Center | 6-10 | 240 | Benin City, Nigeria | NBA Academy Africa [Iona]



Season Highs

Pts	28	vs. Nicholls (11/4/24)
Reb	16	vs. Nicholls (11/4/24)
FG	9	vs. Nicholls (11/4/24)
FGA	15	vs. Nicholls (11/4/24)
3FG	--	
3FGA	--	
FT	10	vs. Nicholls (11/4/24)
FTA	12	vs. Nicholls (11/4/24)
Ast	2	vs. Nicholls (11/4/24)
Blk	3	vs. Nicholls (11/4/24)
Stl	2	twice
Min	36	vs. Nicholls (11/4/24)

Career Highs

28	twice
17	vs. Manhattan (2/17/23) ^{Iona}
11	three times
16	vs. Marist (3/2/23) ^{Iona}
1	vs. North Alabama (11/20/21) ^{Iona}
1	nine times
10	three times
14	three times
5	twice
6	twice
5	at New Mexico State (12/15/23)
39	vs. Marist (3/11/23) ^{Iona}

MW Career Highs

26	vs. Utah State (1/16/24)
13	at Nevada (2/13/24)
11	vs. Utah State (1/16/24)
12	vs. Utah State (1/16/24)
--	
--	
6	at San Jose State (1/24/24)
10	at San Jose State (1/24/24)
3	at Colorado State (1/2/24)
5	twice
4	at San Jose State (1/24/24)
37	at Boise State (3/2/24)

22.0 PPG | 14.0 RPG | 34.0 MPG | 2.0 BPG

2024-25 GAME-BY-GAME

Opponent	MP	FG-A	3G-A	FT-A	O-D-T	PF	A	TO	BS	ST	TP
Nicholls*	36	9-15	0-0	10-12	6-10-16	2	2	3	3	2	28
vs. UCLA*	33	5-9	0-0	6-8	4-8-12	3	0	4	1	2	16

* game started

SEASON NOTES

- Preseason All-Mountain West
- Mountain West Player of the Week (Nov. 11) after the wins over Nicholls and No. 22 UCLA
- Double-double with 16 points and 12 rebounds vs. No. 22 UCLA (Nov. 8)
- Matched a career high with 28 points to go with 16 rebounds vs. Nicholls (Nov. 4)
- Had seven points and 16 rebounds in the exhibition vs. UTEP (Oct. 28)

	2024-25	CAREER	STREAK
Double-Doubles	2	44	3
Double Figure Scoring	2	85	3
20-Point Games	1	10	-
10-Rebound Games	2	51	3

CAREER STATISTICS

Year	G-GS	Min-Avg.	FG-FGA	Pct.	3FG-3FGA	Pct.	FT-FTA	Pct.	Off-Def.	Reb-Avg.	PF-DQ	Ast	TO	Blk	Stl	Pts-Avg
2020-21 %	18-16	499-27.7	81-136	.596	0-1	.000	37-58	.638	51-84	135-7.5	60-4	24	41	29	11	199-11.1
Conf	9-9	232-25.8	44-70	.629	0-1	.000	20-31	.645	23-36	59-6.6	34-3	8	25	14	3	108-12.0
2021-22 %	33-32	939-28.5	160-292	.548	1-3	.333	109-166	.657	108-164	272-8.2	76-0	49	69	62	36	430-13.0
Conf	20-19	540-27.0	92-160	.575	0-2	.000	58-92	.630	60-97	157-7.9	42-0	28	43	36	24	242-12.1
2022-23 %	35-34	1112-31.8	192-349	.550	0-5	.000	136-218	.624	124-202	326-9.3	96-2	39	66	52	42	520-14.9
Conf	20-20	633-31.7	104-200	.520	0-4	.000	90-147	.612	79-130	209-10.5	51-2	21	41	27	22	298-14.9
2023-24	36-36	944-26.2	127-231	.550	0-0	.000	67-128	.523	104-190	294-8.2	100-1	37	54	49	38	321-8.9
Conf	18-18	484-26.9	68-113	.602	0-0	.000	32-58	.552	52-96	148-8.2	52-1	18	25	28	19	168-9.3
2024-25	2-2	68-34.0	14-24	.583	0-0	.000	16-20	.800	10-18	28-14.0	5-0	2	7	4	4	44-22.0
Conf	0-0															
CAREER	124-120	3563-28.7	574-1032	.556	1-9	.111	365-590	.619	397-658	1055-8.5	337-7	151	237	196	131	1514-12.2

% at Iona



#24 JOVAN MILICEVIC

"YO-vahn mill-LEECH-ah-vich"

Freshman | Forward | 6-10 | 240 | Toronto, Ont. | Dream City Christian



Season Highs

Pts	2	vs. Nicholls (11/4/24)
Reb	1	vs. Nicholls (11/4/24)
FG	--	
FGA	1	vs. Nicholls (11/4/24)
3FG	--	
3FGA	1	vs. Nicholls (11/4/24)
FT	2	vs. Nicholls (11/4/24)
FTA	4	vs. Nicholls (11/4/24)
Ast	--	
Blk	--	
Stl	1	vs. Nicholls (11/4/24)
Min	8	vs. Nicholls (11/4/24)

Career Highs

2	vs. Nicholls (11/4/24)
1	vs. Nicholls (11/4/24)
--	
1	vs. Nicholls (11/4/24)
--	
1	vs. Nicholls (11/4/24)
2	vs. Nicholls (11/4/24)
4	vs. Nicholls (11/4/24)
--	
--	
1	vs. Nicholls (11/4/24)
8	vs. Nicholls (11/4/24)

MW Career Highs

--
--
--
--
--
--
--
--
--
--
--
--

1.0 PPG | 0.5 RPG | 5.0 MPG | 0.5 SPG

2024-25 GAME-BY-GAME

Opponent	MP	FG-A	3G-A	FT-A	O-D-T	PF	A	TO	BS	ST	TP
Nicholls	8	0-1	0-1	2-4	0-1-1	1	0	0	0	1	2
vs. UCLA	2	0-0	0-0	0-0	0-0-0	2	0	0	0	0	0

* game started

SEASON NOTES

- Scored two points in his collegiate debut vs. Nicholls (Nov. 4)
- Had seven points and three rebounds in the exhibition vs. UTEP (Oct. 28)

	2024-25	CAREER	STREAK
Double Figure Scoring	-	-	-

CAREER STATISTICS

Year	G-GS	Min-Avg.	FG-FGA	Pct.	3FG-3FGA	Pct.	FT-FTA	Pct.	Off-Def.	Reb-Avg.	PF-DQ	Ast	TO	Blk	Stl	Pts-Avg
2024-25	2-0	10-5.0	0-1	.000	0-1	.000	2-4	.500	0-1	1-0.5	3-0	0	0	0	1	2-1.0
Conf	0-0															
CAREER	2-0	10-5.0	0-1	.000	0-1	.000	2-4	.500	0-1	1-0.5	3-0	0	0	0	1	2-1.0



2024-25 New Mexico Men's Basketball
Extended Season Box Score
All games

Game Records

Record	Overall			Home	Away	Neutral
ALL GAMES			2-0	1-0	0-0	1-0
CONFERENCE			0-0	0-0	0-0	0-0
NON-CONFERENCE			2-0	1-0	0-0	1-0

Team Box Score Extended

No.	Player	GP-GS			Total		3-Point			F-Throw			Rebounds			PF	DQ	A	A/G	TO	TO/G	A/TO	BLK	BLK/G	STL	STL/G	PTS	AVG
		MIN	AVG		FG-FGA	FG%	3FG-3FGA	3FG%	FT-FTA	FT%	OFF	DEF	TOT	AVG														
23	JOSEPH, Nelly	2-2	68:14	34.1	14-24	.583	0-0	.000	16-20	.800	10	18	28	14.0	5	0	2	1.00	7	3.50	0.29	4	2.00	4	2.00	44	22.0	
2	DENT, Donovan	2-2	71:49	35.9	13-24	.542	0-3	.000	6-11	.545	0	1	1	0.5	1	0	19	9.50	11	5.50	1.73	1	0.50	5	2.50	32	16.0	
0	NOLAND, CJ	2-0	41:27	20.7	6-19	.316	2-11	.182	9-11	.818	2	2	4	2.0	7	1	2	1.00	1	0.50	2.00	3	1.50	4	2.00	23	11.5	
22	AMZIL, Mustapha	2-2	59:16	29.6	8-22	.364	3-13	.231	2-2	1.000	5	12	17	8.5	7	0	2	1.00	3	1.50	0.67	4	2.00	0	0.00	21	10.5	
3	WASHINGTON, Tru	2-2	50:00	25.0	5-15	.333	2-6	.333	3-4	.750	3	6	9	4.5	6	0	2	1.00	4	2.00	0.50	0	0.00	7	3.50	15	7.5	
8	BOROVICANIN, Filip	2-2	43:22	21.7	4-8	.500	3-6	.500	0-0	.000	2	7	9	4.5	5	0	5	2.50	2	1.00	2.50	0	0.00	0	0.00	11	5.5	
1	APPELHANS, Braden	2-0	13:13	6.6	2-5	.400	2-5	.400	0-0	.000	0	1	1	0.5	1	0	0	0.00	0	0.00	0.00	0	0.00	1	0.50	6	3.0	
6	ALLY ATIKI, Atiki	2-0	11:46	5.9	2-5	.400	0-0	.000	0-0	.000	0	2	2	1.0	1	0	0	0.00	0	0.00	0.00	1	0.50	0	0.00	4	2.0	
7	SACKO, Ibrahim	1-0	10:29	10.5	1-1	1.000	0-0	.000	0-1	.000	0	1	1	1.0	4	0	0	0.00	0	0.00	0.00	0	0.00	0	0.00	2	2.0	
4	DOTSON, Kayde	2-0	16:50	8.4	1-5	.200	1-5	.200	0-2	.000	0	1	1	0.5	2	0	0	0.00	2	1.00	0.00	0	0.00	0	0.00	3	1.5	
24	MILICEVIC, Jovan	2-0	10:15	5.1	0-1	.000	0-1	.000	2-4	.500	0	1	1	0.5	3	0	0	0.00	0	0.00	0.00	0	0.00	1	0.50	2	1.0	
11	WEBB, Quinton	2-0	03:19	1.7	0-1	.000	0-1	.000	0-0	.000	0	0	0	0.0	0	0	0	0.00	0	0.00	0.00	0	0.00	0	0.00	0	0.0	
Total		2	400		56-130	.431	13-51	.255	38-55	.691	26	58	84	42.0	42	1	32	16.00	32	16.00	1.00	13	6.50	22	11.00	163	81.5	
Opponents		2	400		50-127	.394	20-60	.333	28-43	.651	28	55	83	41.5	48	2	31	15.50	38	19.00	0.82	7	3.50	16	8.00	148	74.0	

Score by Periods

Team	1st	2nd	OT	TOT
New Mexico	89	74	0	163
Opponents	73	75	0	148



2024-25 New Mexico Men's Basketball
Team Game-by-Game
All games

Page 1/1
as of Nov 11, 2024

				Total		3-Pointers		Free throws		Rebounds											
Opponent	Date	Score		FG-FGA	PCT	3FG-3FGA	PCT	FT-FTA	PCT	OFF	DEF	TOT	AVG	PF	A	TO	BLK	STL	PTS	AVG	
Nicholls	11/04/2024	91-84	W	31-81	.383	7-36	.194	22-32	.688	18	32	50	50.0	16	18	8	10	10	91	91.0	
vs UCLA	11/08/2024	72-64	W	25-49	.510	6-15	.400	16-23	.696	8	26	34	42.0	26	14	24	3	12	72	81.5	
Total		163		56-130	.431	13-51	.255	38-55	.691	26	58	84	42.0	42	32	32	13	22	163	81.5	
Opponents		148		50-127	.394	20-60	.333	28-43	.651	28	55	83	41.5	48	31	38	7	16	148	74.0	

New Mexico Averages

Games Played	Points/game	FG Pct	3FG Pct	FT Pct	Rebounds/game	Assists/game	Turnovers/game	Assist/Turnover ratio	Steals/game	Blocks/game
2	81.5	43.1	25.5	69.1	42.0	16.0	16.0	1.0	11.0	6.5



2024-25 New Mexico Men's Basketball
Opponents Game-by-Game
All games

Page 1/1
as of Nov 11, 2024

				Total		3-Pointers		Free throws		Rebounds											
Opponent	Date	Score		FG-FGA	PCT	3FG-3FGA	PCT	FT-FTA	PCT	OFF	DEF	TOT	AVG	PF	A	TO	BLK	STL	PTS	AVG	
Nicholls	11/04/2024	91-84	W	30-72	.417	15-37	.405	9-16	.563	14	35	49	49.0	24	18	17	4	4	84	84.0	
vs UCLA	11/08/2024	72-64	W	20-55	.364	5-23	.217	19-27	.704	14	20	34	41.5	24	13	21	3	12	64	74.0	
Total		148		50-127	.394	20-60	.333	28-43	.651	28	55	83	41.5	48	31	38	7	16	148	74.0	
New Mexico		163		56-130	.431	13-51	.255	38-55	.691	26	58	84	42.0	42	32	32	13	22	163	81.5	

Opponents Averages

Games Played	Points/game	FG Pct	3FG Pct	FT Pct	Rebounds/game	Assists/game	Turnovers/game	Assist/Turnover ratio	Steals/game	Blocks/game
2	74.0	39.4	33.3	65.1	41.5	15.5	19.0	0.8	8.0	3.5



2024-25 New Mexico Men's Basketball
Points-rebounds-assists
All games

Opponent	Date	Score	0	1	2	3	4	6	7	8	11	22	23	
Nicholls vs UCLA			NOLAND,CJ	APPELHANS,	DENT,DONOV	WASHINGTON	DOTSON,KAY	ALLY ATIKI	SACKO,IBRA	BOROVICANI	WEBB,QUINT	AMZIL,MUST	JOSEPH,NEL	
	11/04/2024	91-84	W	10-3-1	3-0-0	15-0-11	12-4-0	3-0-0	0-1-0	DNP	5-7-2	0-0-0	28-16-2	
	11/08/2024	72-64	W	13-1-1	3-1-0	17-1-8	3-5-2	0-1-0	4-1-0	2-1-0	6-2-3	0-0-0	16-12-0	
Opponent	Date	Score	24											
Nicholls vs UCLA			MILICEVIC,											
	11/04/2024	91-84	W	2-1-0										
	11/08/2024	72-64	W	0-0-0										



2024-25 New Mexico Men's Basketball Combined Team Statistics All games

Page 1/1
as of Nov 11, 2024

Game Records

Record	Overall	Home	Away	Neutral
ALL GAMES	2-0	1-0	0-0	1-0
CONFERENCE	0-0	0-0	0-0	0-0
NON-CONFERENCE	2-0	1-0	0-0	1-0

Score by Periods

Team	1st	2nd	OT	TOT
New Mexico	89	74	0	163
Opponents	73	75	0	148

Team Box Score

No.	Player				Total		3-Point		F-Throw		Rebounds											
		GP-GS	MIN	AVG	FG-FGA	FG%	3FG-3FGA	3FG%	FT-FTA	FT%	OFF	DEF	TOT	AVG	PF	DQ	A	TO	BLK	STL	PTS	AVG
23	JOSEPH, Nelly	2-2	68:14	34.1	14-24	.583	0-0	.000	16-20	.800	10	18	28	14.0	5	0	2	7	4	4	44	22.0
2	DENT, Donovan	2-2	71:49	35.9	13-24	.542	0-3	.000	6-11	.545	0	1	1	0.5	1	0	19	11	1	5	32	16.0
0	NOLAND, CJ	2-0	41:27	20.7	6-19	.316	2-11	.182	9-11	.818	2	2	4	2.0	7	1	2	1	3	4	23	11.5
22	AMZIL, Mustapha	2-2	59:16	29.6	8-22	.364	3-13	.231	2-2	1.000	5	12	17	8.5	7	0	2	3	4	0	21	10.5
3	WASHINGTON, Tru	2-2	50:00	25.0	5-15	.333	2-6	.333	3-4	.750	3	6	9	4.5	6	0	2	4	0	7	15	7.5
8	BOROVICANIN, Filip	2-2	43:22	21.7	4-8	.500	3-6	.500	0-0	.000	2	7	9	4.5	5	0	5	2	0	0	11	5.5
1	APPELHANS, Braden	2-0	13:13	6.6	2-5	.400	2-5	.400	0-0	.000	0	1	1	0.5	1	0	0	0	0	1	6	3.0
6	ALLY ATIKI, Atiki	2-0	11:46	5.9	2-5	.400	0-0	.000	0-0	.000	0	2	2	1.0	1	0	0	0	1	0	4	2.0
7	SACKO, Ibrahima	1-0	10:29	10.5	1-1	1.000	0-0	.000	0-1	.000	0	1	1	1.0	4	0	0	0	0	0	2	2.0
4	DOTSON, Kayde	2-0	16:50	8.4	1-5	.200	1-5	.200	0-2	.000	0	1	1	0.5	2	0	0	2	0	0	3	1.5
24	MILICEVIC, Jovan	2-0	10:15	5.1	0-1	.000	0-1	.000	2-4	.500	0	1	1	0.5	3	0	0	0	0	1	2	1.0
11	WEBB, Quinton	2-0	03:19	1.7	0-1	.000	0-1	.000	0-0	.000	0	0	0	0.0	0	0	0	0	0	0	0	0.0
Team											4	6	10					2				
Total		2	400		56-130	.431	13-51	.255	38-55	.691	26	58	84	42.0	42	1	32	32	13	22	163	81.5
Opponents		2	400		50-127	.394	20-60	.333	28-43	.651	28	55	83	41.5	48	2	31	38	7	16	148	74.0

Team Statistics

	UNM	OPP
Scoring		
Points per game	81.5	74.0
Scoring margin	+7.5	-
Field goals-att		
Field goal pct	.431	.394
3 point fg-att		
3-point FG pct	.255	.333
3-pt FG made per game	6.5	10.0
Free throws-att		
Free throw pct	.691	.651
F-Throws made per game	19.0	14.0
Rebounds		
Rebounds per game	42.0	41.5
Rebounding margin	+0.5	-
Assists		
Assists per game	16.0	15.5
Turnovers		
Turnovers per game	16.0	19.0
Turnover margin	+3.0	-
Assist/turnover ratio	1.0	0.8
Steals		
Steals per game	11.0	8.0
Blocks		
Blocks per game	6.5	3.5
Winning streak		
Home win streak	1	-
Attendance		
Home games-Avg/Game	1-10609	0-0
Neutral site-Avg/Game	-	1-1497

Team Results

Date	Opponent		Score	Att.
11/04/2024	Nicholls	W	91-84	10609
11/08/2024	vs UCLA	W	72-64	1497