



NEW MEXICO LOBOS

2024-25 MEN'S BASKETBALL

X @ UNMLoboMBB | #GoLobos | GoLobos.com

SCHEDULE/RESULTS

OCTOBER
28 UTEP (ex) W, 74-70

NOVEMBER
4 NICHOLLS W, 91-84
8 vs. #22 UCLA ^ W, 72-64
12 A&M-CORPUS CHRISTI W, 100-81
17 at #22 St. John's # L, 71-85
21 GRAMBLING STATE MWN 7:00
24 TEXAS SOUTHERN MWN 6:00
28 vs. Arizona State @ TruTV 9:30
29 vs. USC/Saint Mary's @ TruTV 7:30/10

DECEMBER
4 SAN JOSE STATE * MWN 7:00
7 NEW MEXICO STATE MWN 7:00
14 WESTERN NEW MEXICO MWN 2:00
18 VCU MWN 7:00
28 at Colorado State * MWN 2:00
31 at Fresno State * MWN 6:00

JANUARY
3 NEVADA * FS1 9:00
7 at Wyoming * CBSSN 8:00
11 SAN DIEGO STATE * CBS 1/2p
14 at San Jose State * MWN TBA
17 BOISE STATE * FS1 9:00
20 FRESNO STATE * CBSSN 3:00
25 at UNLV * FOX 1:00

FEBRUARY
1 at Utah State * FS1 7:30
5 COLORADO STATE * FS1 8:30
8 at Air Force * MWN/Altitude 2:00
12 WYOMING * FS1 8:00
16 UTAH STATE * CBSSN 2:00
19 at Boise State * CBSSN 8:00
25 at San Diego State * FS1 9:00

MARCH
1 AIR FORCE * MWN 2:00
4 at Nevada * CBSSN 7:00
7 UNLV * CBSSN 8:00
12 Mountain West 1st Round
13 Mountain West Quarterfinals
14 Mountain West Semifinals
15 Mountain West Final

All Times MT and subject to change | * Mountain West Game
^ Las Vegas Hoopfest (Henderson, Nev.)
Madison Square Garden
@ Acrisure Classic (Palm Springs, Calif.)
% Mountain West Tournament (Las Vegas, Nev.)

COMMUNICATIONS

Steve Kirkland - Men's Basketball Contact

(434) 825-5241 cell
kirkland@unm.edu email

X @skirkland14

GAME #5 | NOV. 21 | THE PIT | ALBUQUERQUE, NM

NEW MEXICO LOBOS 3-1 (0-0 MW) VS. GRAMBLING ST. TIGERS 1-2 (0-0 SWAC)

Head Coach: Richard Pitino (Providence '05)
Overall Record: 223-179 (13th)
UNM Record: 64-42 (4th)
vs. GSU: 1-0 (1-0 UNM)



Head Coach: Donte' Jackson (Central State '03)
Overall Record: 233-162 (14th)
GSU Record: 121-104 (8th)
vs. UNM: 0-1

NET: -- KenPom: 57

NET: -- KenPom: 229



PBP: Robert Portnoy
Analyst: Hunter Greene

THE OPENING TIP

- ▶ Lobos begin a two-game homestand against SWAC foes by hosting reigning champion Grambling State
- ▶ UNM is looking to rebound from its first loss of the season, a 85-71 setback to No. 22 St. John's at Madison Square Garden
- ▶ The Lobos have won 21 straight regular season non-conference home games
- ▶ Donovan Dent is one of two players in the nation to have at least 12 points and six assists in every game this season (Elliot Cadeau-North Carolina)
- ▶ New Mexico leads the nation in pace per KenPom, with an adjusted average of 75.6 possessions per game

SERIES HISTORY

Overall: 3-0
Home: 3-0 (3-0 Pit)
Streak: W3

LAST 5 SERIES GAMES

11/15/21	H	W, 86-61
11/20/08	H	W, 96-50
12/19/87	H	W, 87-61

POSSIBLE STARTERS



2 DONOVAN DENT
G | 6-2 / 185 | Jr. | Riverside, Calif.

17.3 ppg | 1.0 rpg | 8.8 apg | 34.8 mpg | 2.0 spg

- ▶ 1st Lobo ever with a 25pt/10asst/0TO game (Nov. 12 vs. A&M-Corpus Christi)
- ▶ One of two players to have 12pts and 6 assts in every game (UNC's Elliot Cadeau)



3 TRU WASHINGTON
G | 6-2 / 205 | So. | Phoenix, Ariz.

9.8 ppg | 4.0 rpg | 28.3 mpg | 2.5 spg | 1.5 APG

- ▶ Had nine double-figure scoring games as a freshman in 2023-24
- ▶ Tied UNM's freshman steals record (49)
- ▶ Season-high 15 pts vs. TAMU-CC



8 FILIP BOROVICANIN
G | 6-9 / 220 | Jr. | Belgrade, Serbia

2.8 ppg | 2.5 rpg | 1.3 apg | 16.5 mpg

- ▶ First career game with multiple 3FG (2-2) vs. UCLA
- ▶ Starred for Serbia at the 2023 FIBA U19 World Cup



22 MUSTAPHA AMZIL
F | 6-9 / 215 | Sr. | Helsinki, Finland

12.3 ppg | 7.0 rpg | 30.0 mpg | 1.8 BPG

- ▶ 2023-24 MW 6th Man of the Year
- ▶ 14 double figure games off the bench in his first season with the Lobos
- ▶ Career-high 13 rebs vs. Nicholls



23 NELLY JUNIOR JOSEPH
C | 6-10 / 240 | Sr. | Benin City, Nigeria

17.5 ppg | 10.3 rpg | 2.0 bpg | 29.3 mpg | 66% FG

- ▶ MW Player of the Week (Nov. 11)
- ▶ Preseason All-Mountain West
- ▶ 45 career doubles (4th most among active Division I players)

KEY RESERVES

No.	Pos.	Name	Yr.	Ht. / Wt.	PPG	RPG	Of Note
0	G	CJ Noland	Sr.	6-4 / 210	10.8	2.8	Three double figure games off the bench
4	G	Kayde Dotson	Fr.	6-2 / 190	5.3	0.8	18 pts (6-7 FG) vs. TAMU-CC
6	F	Atiki Ally Atiki	Sr.	6-10 / 225	3.5	3.3	Career-high 5 blocks vs. TAMU-CC
7	F	Ibrahima Sacko	So.	6-6 / 230	2.3	1.0	Three starts in 23-24 at Georgia Tech
1	G	Braden Appelhans	R-So.	6-7 / 195	2.3	1.0	Shot 40% from 3-point range last season
24	F	Jovan Milicevic	Fr.	6-10 / 240	0.7	0.3	Ranked 2024 No. 27 PF nationally (ESPN)
11	G	Quinton Webb	R-So.	6-6 / 205	0.0	0.0	50 FG% in 2023-24 as redshirt freshman
13	F	Daniel Thomas	Fr.	6-8 / 225	-	-	2024 Texas Class 4A All-State (Dallas)

RICHARD PITINO



4th Season at New Mexico

COACHING RECORD

Year	School	Overall	Conf.
2013	FIU	18-14	11-9
2014	Minnesota	25-13	8-10
2015	Minnesota	18-15	6-12
2016	Minnesota	8-23	2-16
2017	Minnesota	24-10	11-7
2018	Minnesota	15-17	4-14
2019	Minnesota	22-14	9-11
2020	Minnesota	15-16	8-12
2021	Minnesota	14-15	6-14
2022	New Mexico	13-19	5-12
2023	New Mexico	22-12	8-10
2024	New Mexico	26-10	10-8
2025	New Mexico	3-1	0-0
TOTALS		223-179	88-135

NOTABLE

- 2024 Naismith Coach of the Year Watch List
- Led the Lobos to the 2024 Mountain West Championship and their 1st NCAA appearance in a decade
- Took UNM to the NIT in his second season, the Lobos' first postseason appearance in nine years
- Led Minnesota to the 2014 NIT Championship and two NCAA Tournament appearances
- 2017 Big Ten Coach of the Year
- 2017 NABC District 7 Coach of the Year
- 18 wins over ranked teams in eight seasons at Minnesota
- Led FIU to 10-win improvement and first winning seasons in 12 years in 2012-13 in first season as a head coach
- Five NCAA appearances in seven years as an assistant coach
- While on his father's staff at Louisville, the Cardinals reached the 2012 Final Four, the Elite Eight in 2008 and 2009 and won two Big East Championships
- While on Billy Donovan's staff at Florida, the Gators reached the Elite Eight in 2011 and won

PITINO vs. 2024-25 OPPONENTS

Air Force	5-2 (5-2 UNM)
Arizona State	first meeting
Boise State	2-4 (2-4 UNM)
Colorado St	3-4 (3-4 UNM)
Fresno St	2-3 (2-3 UNM)
Grambling State	1-0 (1-0 UNM)
Nevada	2-4 (2-4 UNM)
New Mexico State	3-1 (3-1 UNM)
Nicholls	1-0 (1-0 UNM)
St. John's	1-2 (1-1 Minnesota/0-1 UNM)
Saint Mary's	2-1 (1-0 Minnesota/1-1 UNM)
San Diego St	3-3 (3-3 UNM)
San Jose St	4-1 (4-1 UNM)
A&M-Corpus Christi	2-0 (1-0 Minnesota/1-0 UNM)
Texas Southern	2-0 (1-0 FIU/1-0 UNM)
UCLA	1-0 (1-0 UNM)
UNLV	1-4 (1-4 UNM)
USC	first meetings
Utah State	1-5 (1-5 UNM)
VCU	first meeting
Western NM	2-0 (2-0 UNM)
Wyoming	5-2 (5-2 UNM)

NON-CONFERENCE SUCCESS

- New Mexico has posted a 28-2 record in regular season non-conference games over the past three seasons (13-0 in '23, 12-1 last year, 3-1 this year)
- The Lobos' .933 win percentage in those games is the 4th best record nationally (behind Purdue, UConn and Kansas)
- UNM posted a 12-win non-conference season in consecutive seasons for the first time the last two years since a four-year stretch from 2010-13

BEST REGULAR SEASON NON-CONF. RECORD LAST 3 YRS	
.963	Purdue (26-1)
.962	UConn (25-1)
.935	Kansas (29-2)
.933	New Mexico (28-2)
.931	Houston (27-2)

AT HOME IN THE PIT

- New Mexico has won 21 straight regular-season non-conference home games, dating back to a loss to SMU on Dec. 19, 2021
- It is the Lobos' longest such streak since winning 33 straight regular-season non-conference games at The Pit from 2004-05 (loss to No. 5 Wake Forest) to 2008-09 (loss to UCF)

SERIES HISTORY

- New Mexico leads the all-time series 3-0, with all three previous meetings in The Pit
- The Lobos won the last meeting in 2021-22, a 86-61 victory in the third game of the Richard Pitino era
- UNM also downed the Tigers in 2008-09 and 1987-88

AGAINST THE SWAC

- Grambling State is the first of two SWAC opponents on the Lobos' schedule (Texas Southern on Sunday)
- The Lobos are 28-1 all-time against SWAC opponents, with the only loss coming to Texas Southern in the 1994 Lobo Classic
- Since that loss, New Mexico has won 20 straight games against SWAC members

DOUBLE-FIGURE LEADS LEAD TO WINS

- In each of the Lobos' last 33 victories, they have had a double-figure lead at some point during the game
- The Lobos held a double digit lead in all three victories this season, following a 2023-24 season where UNM held a double-digit lead in all 26 victories
- New Mexico's last victory in a game when they never held a double-digit lead was an 81-79 overtime win over Boise State in 2022-23 (largest lead was five)

I WANNA GO FAST!

- New Mexico currently ranks No. 1 nationally in KenPom Tempo with an adjusted average of 75.6 possessions per game
- The Lobos' season-opening game against Nicholls featured 84 possessions, as did the third game of the season against Texas A&M-Corpus Christi, the most in a regulation game for New Mexico under Richard Pitino
- UNM has ranked in the top 25 nationally in KenPom tempo in all four seasons under Richard Pitino, finishing ninth in tempo last season

TURNOVER IMPORTANCE

- The Lobos are averaging 23.5 points off turnovers this season
- UNM is 3-0 when having more points of turnovers and 0-1 when allowing more points off turnovers
- In victories, the Lobos are averaging a +12.7 (25.0-12.3) points off turnovers advantage, while allowing a -2 (19.0-21.0) points off turnover margin in losses
- Dating back to last season, New Mexico is 26-2 when winning the stat (only losses at Colorado State and at San Diego State last year), while 2-9 when losing the stat (only wins at New Mexico State and at Nevada last season)

MEDIA SCHEDULE

NOV. 21 Thursday	NOV. 22 Friday	NOV. 23 Saturday	NOV. 24 Sunday	NOV. 25 Monday	NOV. 26 Tuesday	NOV. 27 Wednesday
GAMEDAY vs. Grambling State 7:00			GAMEDAY vs. Texas Southern 6:00			

RANKINGS

ASSOCIATED PRESS (11/18)

1	Kansas (49)	4-0	1509
2	UConn (7)	3-0	1416
3	Gonzaga (2)	3-0	1397
4	Auburn (3)	3-0	1370
5	Iowa State	2-0	1184
6	Purdue	4-0	1172
7	Houston	2-1	1091
8	Alabama	3-1	1084
9	Kentucky	3-0	1009
10	North Carolina	2-1	969
11	Tennessee	4-0	942
12	Duke	3-1	914
13	Baylor	3-1	765
14	Creighton	4-0	722
15	Marquette	4-0	630
16	Indiana	3-0	573
17	Arizona	2-1	437
18	Cincinnati	3-0	412
19	Wisconsin	4-0	370
20	Arkansas	2-1	313
21	Florida	4-0	302
22	St. John's	4-0	270
23	Texas A&M	3-1	233
24	Rutgers	3-0	143
25	Illinois	3-0	116

Others receiving votes: Texas Tech 109, Ole Miss 103, Xavier 89, BYU 27, UCF 21, **VCU 17**, Texas 17, Michigan State 16, Mississippi State 15, Ohio State 13, Miami 10, Pittsburgh 9, Oregon 7, Memphis 6, Providence 4, Penn State 4, Kansas State 3, **Utah State 3**, Furman 2, Clemson 2, **Arizona State 2**, Hofstra 1, Michigan 1, Maryland 1

COACHES (11/18)

1	Kansas (25)	4-0	765
2	UConn (3)	3-0	726
3	Auburn (2)	3-0	699
4	Gonzaga (1)	3-0	687
5	Iowa State	2-0	594
6	Purdue	4-0	586
7	Alabama	3-1	549
8	Houston	2-1	546
9	Tennessee	4-0	523
10	Duke	3-1	483
11	Kentucky	3-0	442
12	North Carolina	2-1	435
13	Creighton	4-0	392
14	Baylor	3-1	370
15	Marquette	4-0	364
16	Cincinnati	3-0	256
17	Arizona	2-1	255
18	Indiana	3-0	253
19	Florida	4-0	194
20	St. John's	4-0	132
	Illinois	3-0	132
22	Texas A&M	3-1	114
23	Arkansas	2-1	108
24	Texas Tech	3-0	97
25	Wisconsin	4-0	91

Others receiving votes: Rutgers 69, Xavier 48, Ole Miss 44, BYU 28, **Saint Mary's 18**, Pittsburgh 18, Texas 17, Michigan State 9, Ohio State 8, Mississippi State 5, Oregon 4, **Nevada 4**, Dayton 3, **VCU 2**, UCF 2, Wake Forest 2, Providence 1

2024-25 Opponents in Bold (potential)

MAKING A DENT IN THE RECORD BOOK

- Donovan Dent made history on Nov. 12 in the win over Texas A&M-Corpus Christi, becoming the first Lobo to ever have a 25 point/10 assist game with no turnovers (fifth overall 25p/10a game in program history)
- It is one of just 18 games of 25 points/10 assists/no turnovers against D-I opposition in the past 20 years
- Dent now has a school-record three career games with at least 10 assists and no turnovers
- Dent's three 10 assist/0 turnover games over the past two seasons are tied for most in the nation with Gonzaga's Ryan Nembhard

DENT DISHING IT OUT

- Donovan Dent has opened the season with four straight games with at least six assists, the longest such streak of his career
- It is the longest streak of six-assist games by a Lobo since Jaelen House had a four-game streak in 2021-22 (SMU to Utah State)
- With six assists tonight, Dent would be the first Lobo to have five straight games of six assists since Marlon Parmer had a six-game streak in 2000-01 (Furman to New Mexico State)
- Dent is one of two players nationally to have at least 12 points and six assists in every game this season (North Carolina's Elliot Cadeau)
- Against St. John's, Dent recorded his 300th career assist and enters tonight's game with 304 career assists (18th in UNM history)

OH NELLY

- Preseason All-Mountain West center Nelly Junior Joseph looks to be one of the top post players in the conference this season
- Joseph has 45 career double-doubles, the fourth most among active Division I players
- Last season Joseph was the only Lobo to start all 36 games, tying the UNM record for starts in a season
- He is UNM's leading returning rebounder (8.2 rpg), field goal percentage (.550) and blocks (49)

JOSEPH EARNS FIRST MW HONOR

- Nelly Junior Joseph earned the first Mountain West Player of the Week honor this season after double-doubles in the wins over Nicholls and No. 22 UCLA
- In the season-opening win over Nicholls, Joseph tied a career high with 28 points and matched his UNM high with 16 rebounds
- It is one of only two 28 point/16 rebound games in Division I this season (Auburn's Johni Broome vs. North Alabama)
- Joseph had 16 points and 12 rebounds in the win over the Bruins in the Las Vegas Hoopfest

FINNISH STRONG IN EARLY SEASON

- Mustapha Amzil is having a strong start to the 2024-25 season after a slow start during the 2023-24 non-conference schedule
- Amzil is averaging over three times as many points and rebounds per game than last year's non-conference schedule, and has already more than doubled his 3-point FGs and blocks from last year's non-conference slate

ON THE DOT(SON)

- Freshman guard Kayde Dotson scored 18 points off the bench against Texas A&M-Corpus Christi in the third game of the season
- In the Mountain West era (since 1999-00), it is the second most points by a Lobo freshman one of the first three games of his career, trailing only Jamaal Williams (20 vs. Texas Southern in 2001-02) and matching Makuach Maluach (18 vs. Northern New Mexico in 2017-18)

UNM CAREER GAMES WITH 10 ASSISTS/0 TURNSOVERS

3	Donovan Dent (2023-pres.)
2	Marlon Parmer (2000-02)
2	Darrell McGee (1987-90)
1	Six tied

NCAA DIVISION I ACTIVE DOUBLE-DOUBLE LEADERS

70	Norchad Omier (Baylor)
62	Johni Broome (Auburn)
51	Hunter Dickinson (Kansas)
45	Nelly Junior Joseph (New Mexico)

AMZIL NON-CONF. BREAKDOWN

	2024-25	2023-24
Points/G	12.3	4.2
Reb/G	7.0	2.0
3FG	8	3
Blocks	7	2

QUICK FACTS

THE UNIVERSITY OF NEW MEXICO

Location	Albuquerque, N.M.
Founded	1889 by Territorial Legislature
Enrollment	22,852
Nickname	Lobos
Colors	Cherry (PMS 200) & Silver (PMS 428)
Conference	Mountain West
National Affiliation	NCAA Division I

President	Dr. Garnett S. Stokes
Interim Director of Athletics	David Williams
Facility	The Pit
Capacity	15,411
Age	Built in 1966 (Renovated in 2009-10)

DOUBLE TIME

DOUBLE-DOUBLES

	2024-25	CAREER	STREAK
Nelly Junior Joseph	2	45%	-
Donovan Dent	2	5	-
Mustapha Amzil	1	3%	-
Tru Washington	-	1	-

DOUBLE FIGURE POINTS

	2024-25	CAREER	STREAK
Nelly Junior Joseph	4	89%	5
Donovan Dent	4	36	4
Mustapha Amzil	3	53%	2
CJ Noland	3	26%	1
Tru Washington	2	11	-
Kayde Dotson	1	1	-
Atiki Ally Atiki	-	7%	-
Braden Appelhaus	-	2	-
Filip Borovicarin	-	1%	-
Ibrahima Sacko	-	1%	-

DOUBLE FIGURE REBOUNDS

	2024-25	CAREER	STREAK
Nelly Junior Joseph	2	52%	-
Mustapha Amzil	1	4%	-
Atiki Ally Atiki	-	2%	-
Tru Washington	-	1	-

BIG TIME GAMES

20-POINT GAMES

	2024-25	CAREER	STREAK
Nelly Junior Joseph	1	10%	-
Donovan Dent	1	9	-
Mustapha Amzil	-	2%	-
CJ Noland	-	2%	-
Tru Washington	-	1	-

30-POINT GAMES

	2024-25	CAREER	STREAK
Donovan Dent	-	1	-

10-ASSIST GAMES

	2024-25	CAREER	STREAK
Donovan Dent	2	5	-

% Career totals include games at previous schools (NCAA Division I)

COUNT IT, AND ONE!

AND ONES...

	2024-25	CAREER ^A
Nelly Junior Joseph	2	5
Donovan Dent	1	13
Tru Washington	-	7
Mustapha Amzil	-	1

* made FG while fouled, followed by a made FT | ^ UNM career only | (#) - 4pt plays

CAPTAINS NAMED

- Donovan Dent, Mustapha Amzil and CJ Noland were selected as the captains for the 2024-25 Lobos
- All are serving as a captain for the first time in their collegiate careers

PRESEASON ACCOLADES

- For the second straight season, New Mexico had two players selected to the preseason All-Mountain West team as Donovan Dent and Nelly Junior Joseph were honored
- The Lobos were one of two teams (Boise State) to have multiple players on the 10-player team
- Last season, Dent was a second-team All-Mountain West selection

DEFENSIVE DOUBLE-DOUBLE

- New Mexico had 10 blocks and 10 assists in the victory over Nicholls to open the season
- It was the Lobos' second 10-and-10 game since the start of the 2023-24 season (10 blks and 12 stls vs. Utah State last season)
- Since the start of 2023-24, there have been only 24 10-and-10 games in the nation against Division I opponents, with the Lobos being one of three teams to do it twice (Auburn, Bryant)
- Last season, New Mexico led the Mountain West in both blocks and steals

DOUBLE-DOUBLE x3 ON OPENING NIGHT

- New Mexico had three players record double-doubles on opening night against Nicholls, tying the school record for most double-doubles in a game
- Nelly Junior Joseph tied a career high with 28 points and matched his UNM high with 16 rebounds for his 44th career double-double
- Mustapha Amzil had his fourth career double-double with 13 points and a career-high 13 rebounds
- Donovan Dent had his fourth career double-double with 15 points and 11 assists
- UNM hadn't had three double-doubles in a game in 27 years, dating back to a victory over Texas Tech in 1997-98

CHALLENGING SCHEDULE

- In the preseason KenPom rankings, every one of the Lobos' opponents is ranked in the top 280 in the nation
- UNM is one of 29 teams in the nation to not have an opponent on their schedule ranked No. 300 or higher in the preseason KenPom rankings (one of 20 teams to not play a No. 280 to higher team)
- The non-conference schedule includes at least four games against teams ranked in the KenPom Top 100 (UCLA, St. John's, Arizona State, VCU) with a fifth coming against either USC or Saint Mary's

PITINO vs. RANKED OPPONENTS

- The Lobos are 6-6 against ranked opponents under Richard Pitino (win vs. No. 22 Wyoming in 2022, win at No. 23 San Diego State in 2023, wins vs. No. 19 San Diego State, No. 16 Utah State and No. 22 Colorado State in 2024, win vs. No. 22 UCLA in 2025)
- Going back to his tenure at Minnesota, Pitino has led his squad to at least one ranked in each of the past 10 seasons (since 2015-16)
- Pitino is one of 11 active coaches in the nation to enter the season with at least one AP ranked win every season since 2015-16

AT LEAST ONE AP RANKED WIN EVERY YEAR SINCE 2015-16

Scott Drew	Richard Pitino
Mark Few	Bill Self
Matt Painter	

Continues Streak with Ranked Win

Dana Altman	Chris Holtmann
Rick Barnes	Tom Izzo
Leonard Hamilton	Greg McDermott

ON THE AIR

- New Mexico will play at least 18 games this season on national television
- 14 of UNM's 20 Mountain West games are televised, meaning 49 of the last 56 conference games have been on TV (2nd most in the conference)
- The Lobos will play two games this season on broadcast television, hosting San Diego State on CBS for the second straight year (Jan. 11) and playing on FOX for the first time ever on Jan. 25 at UNLV

LOBOS PICKED SECOND IN MOUNTAIN WEST

- New Mexico was picked second in the preseason Mountain West poll
- It was the Lobos' highest projected finish since 2013-14 (picked to win the league)
- Boise State was picked to win the league, followed by New Mexico, Nevada, San Diego State, UNLV, Utah State, Colorado State, San Jose State, Wyoming, Fresno State and Air Force



2024-25 LOBO BASKETBALL

MW & NCAA LEADERS

TEAM - MOUNTAIN WEST LEADERS

	Value	NCAA Rank	MW Rank
--	-------	-----------	---------

TEAM - OTHER TOP 50 NCAA

	Value	NCAA Rank	MW Rank
Assists/Game	18.3	42nd	3rd
Blocks/Game	6.8	10th	2nd
Fast Break Pts/Game	19.3	29th	2nd
FT Attempts/Game	28.0	22nd	2nd
Steals/Game	11.5	16th	2nd
TOs Forced/Game	19.0	10th	2nd
Turnover Margin	+4.8	45th	2nd

INDIVIDUAL - MOUNTAIN WEST LEADERS

	Value	NCAA Rank	MW Rank
Donovan Dent			
Assists	35	9th	1st
Assists/Game	8.8	5th	1st
Double-Doubles	2	13th	1st
Nelly Junior Joseph			
Off Rebs/Game	4.00	19th	1st
Double-Doubles	2	13th	1st

INDIVIDUAL - OTHER TOP 50 NCAA

	Value	NCAA Rank	MW Rank
Nelly Junior Joseph			
Blocks/Game	2.0	38th	2nd
FG Percentage	65.9	40th	4th
Rebounds	41	44th	2nd
Rebounds/Game	10.3	18th	2nd

WHO IS BACK?

- New Mexico returns eight letterwinners from last season, including two starters in Donovan Dent and Nelly Junior Joseph
- Mustapha Amzil, the 2023-24 Mountain West Sixth Man of the Year returns, as does Tru Washington, one of the league's top freshmen last season
- Braden Appelhans and Quinton Webb return after reserve roles last season during their redshirt freshman seasons
- Deraje Agbaosi and Shane Douma-Sanchez are coming off a redshirt season in 2023-24

WHO IS NEW?

- New Mexico added eight new players to the roster (four transfers and four freshmen)
- All four transfers have power conference experience (CJ Noland - All Big XII Freshman Team at Oklahoma before playing last year at North Texas), Atiki Ally Atiki (BYU), Ibrahima Sacko (Georgia Tech), Filip Borovic-anin (Arizona)
- Jovan Milicevic was a four-star recruit in the Class of 2024, while Kayde Dotson and Daniel Thomas were both All-State honorees in Texas

UP NEXT

- The Lobos conclude a two-game homestand on Sunday by hosting Texas Southern at The Pit
- It is the second straight year the Lobos have hosted the Tigers, having won last year's season opener 92-55
- Game time is 6 p.m. and the game will air on the Mountain West Network



2024-25 LOBO BASKETBALL

2024-25 ROSTER

NO.	PLAYER	PRONUNCIATION	POS.	YR.	HT.	HOMETOWN	SOCIAL	
0	CJ NOLAND		G	Grad.	6-4	Waxahachie, TX	X @CjNoland1	@ thecjnoland
1	BRADEN APPELHANS	apple-hahns	G	R-So.	6-7	Blue Springs, MO	X @AppelhansBraden	@ bradenappelhans1
2	DONOVAN DENT		G	Jr.	6-2	Riverside, CA	X @Donovandent1	@ donovandent2
3	TRU WASHINGTON		G	So.	6-4	Phoenix, AZ	X @washington_tru	@ truashington
4	KAYDE DOTSON	cade	G	Fr.	6-2	Beaumont, TX	X @iamkaydedotson	@ kayde_._
6	ATIKI ALLY ATIKI	ah-TEE-kee ollie	F	Sr.	6-10	Mwanza, Tanzania	X @AtikiAtiki1	@ atikially3a
7	IBRAHIMA SACKO	E-bra-HE-ma SOCK-oh	F	So.	6-6	Conakry, Guinea		@ sacko0812
8	FILIP BOROVCANIN	bor-oh-VEECH-an-in	F	Jr.	6-9	Belgrade, Serbia	X @borovicnin_4	@ borovicnin_4
11	QUINTON WEBB		G	R-So.	6-6	San Bernardino, CA	X @_quintonwebb5	@ quintonwebb11
13	DANIEL THOMAS		F	Fr.	6-8	Dallas, TX	X @OnlyDaniel	@ danthomas_13
21	DERAJE AGBAOSI	derr-ah-ZHAY ag-BOW-see	F	R-Jr.	6-7	Union, NJ		@ _deraje
22	MUSTAPHAAMZIL	ahm-SEAL	F	Sr.	6-9	Helsinki, Finland	X @CantStaphMe	@ mustaphaamzil
23	NELLY JUNIOR JOSEPH		F	Sr.	6-10	Benin City, Nigeria	X @eazynelz	@ eazynelz
24	JOVAN MILICEVIC	YO-vahn mill-LEECH-ah-vich	F	Fr.	6-10	Toronto, ON		@ jovan.m23
32	SHANE DOUMA-SANCHEZ	DUE-ma	G	R-Fr.	6-1	Laguna Pueblo, NM	X @ds32_shaneshane	@ saucy_shaneshane
35	DYLAN CHAVEZ		G	Fr.	6-5	Albuquerque, NM	X @dylanchavez00	@ dylanchavez0

Head Coach	Richard Pitino	4th Season / Providence, 2005
Associate Head Coach	Isaac Chew	4th Season / Avila, 1999
Assistant Coach	Tarvish Felton	3rd Season / Southern Utah, 1999
Assistant Coach	Aaron Katsuma	2nd Season / Minnesota, 2014
Assistant Coach	Dave Pilipovich	4th Season / Thiel, 1986
Assistant Coach/Video Coordinator	Danny Walters	3rd Season / Texas A&M, 2020
Director of Basketball Operations	Peyton Stephens	4th Season / Texas A&M, 2019
Strength & Conditioning Coach	Matthew Flores	4th Season / Arizona State, 2012
Sports Medicine	Grant Smith	1st Season / Missouri, 2020
Communications	Steve Kirkland	4th Season / Penn State, 2001

THE LAST TIME

A NEW MEXICO PLAYER...

- **Scored 30 points:** Donovan Dent (31) vs. Boise State (1/31/24)
- **Scored 35 points:** Jaelen House (42) at Air Force (2/5/22)
- **Scored 40 points:** Jaelen House (42) at Air Force (2/5/22)
- **Two players with 20 points:** Jaelen House (28) and Jamal Mashburn, Jr. (22), vs. San Diego State (3/16/24) *MWT*
- **Two players with 25 points:** Jamal Mashburn, Jr. (27) and JT Toppin (27), vs. Toledo (11/21/23)
- **Three players with 20 points:** Corey Manigault (28), Zane Martin (23) & Vance Jackson (20) vs. Wyoming (2/8/20)
- **20-point game off the bench:** Tru Washington (21) vs. New Mexico State (12/2/23)
- **20-points in one half:** Jaelen House (26¹) vs. New Mexico State (12/2/23)
- **A player with back-to-back 30-point games:** Ruben Douglas (2/24/03-3/1/03)
- **One player scored in double figures:** at Air Force (2/24/21)
- **No players scored in double figures:** at Boise State (12/23/20)
- **Five players scored in double figures:** vs. A&M-Corpus Christi (11/12/24)
- **All five starters scored in double figures:** at San Jose State (1/24/24)
- **Six players scored in double figures:** vs. Utah State (1/16/24)
- **Had 15 rebounds:** Nelly Junior Joseph (16) vs. Nicholls (11/4/24)
- **Had 20 rebounds:** Carlton Bragg (20) at Wyoming (3/9/19)
- **Two players with 10 rebounds:** Nelly Junior Joseph (16) & Mustapha Amzil (13) vs. Nicholls (11/4/24)
- **Double-Double:** Donovan Dent vs. A&M-Corpus Christi (11/12/24)
- **Two players had a double-double:** Nelly Junior Joseph, Mustapha Amzil and Donovan Dent vs. Nicholls (11/4/24)
- **Three players had a double-double:** Nelly Junior Joseph, Mustapha Amzil and Donovan Dent vs. Nicholls (11/4/24)
- **Double-Double with points and assists:** Donovan Dent vs. A&M-Corpus Christi (11/12/24)
- **Four Double-Doubles in a row:** Morris Udeze (1/7/23-1/17/23)
- **Triple-Double:** Luc Longley vs. Penn State (3/28/90) *NIT*
- **20 points and 20 rebounds:** Carlton Bragg (22/20) at Wyoming (3/9/19)
- **10 assists:** Donovan Dent (10) vs. A&M-Corpus Christi (11/12/24)
- **5 Blocked Shots:** Atiki Ally Atiki (5) vs. A&M-Corpus Christi (11/12/24)
- **5 Steals:** Tru Washington (5) vs. UCLA (11/8/24)
- **Led UNM in Points, Rebounds and Assists:** Makuach Malauch at Fresno State (1/30/21)
- **Hit a last second shot to win a game (1.0 or later):** Donovan Dent vs. UT Arlington (11/16/23), layup with 0.5 left to win 82-80
- **Played the entire game:** Jaelen House at Air Force (2/5/22)
- **Played 40 or more minutes:** Four players at Nevada (2ot) (1/23/23)

NEW MEXICO TEAM...

- **Won in Overtime:** 81-79 vs. Boise State (1/20/23)
- **Lost in Overtime:** 94-97 at Nevada (2ot) (1/23/23)
- **Played Two Overtimes:** L, 94-97 (2ot) at Nevada (1/23/23)
- **Played Three Overtimes:** W, 104-99 (3ot) vs. Fresno State (3/8/96) *WACT*
- **Shot 70 percent for a Half:** 73.3 (22-30)², vs. Houston Baptist (12/22/19)
- **Shot 60 percent in a Game:** 60.4 (32-53)², vs. New Mexico State (12/2/23)
- **Shot less than 30 percent in a Game:** 29.7 (19-64) vs. Clemson (3/22/24) *NCAA*
- **Shot 90 percent from the free throw line:** 92.3 (12-13) vs. Air Force (3/13/24) *MWT*
- **Shot 50 percent from 3-point line:** 50.0 (11-21) vs. Nevada (1/28/24)
- **Shot less than 30 percent in a half:** 24.1 (19-64)², vs. Clemson (3/22/24) *NCAA*
- **Shot less than 20 percent in a half:** 19.2 (5-26)¹, vs. Utah State (1/6/21)
- **Shot 55 percent or better and lost:** 59.6 (31-52) vs. New Mexico State (11/17/18)
- **Attempted 50 FTs:** 52 at UTEP (1/2/08)
- **Made 30 FTs:** 36 vs. UTSA (12/10/22)
- **Made 10 3-pt FGs:** 13, at Wyoming (2/6/24)
- **Failed to make a 3-pt FG:** vs. Washington State (12/25/15)
- **Had 50 rebounds:** 50, vs. Nicholls (11/4/24)
- **Had 25 assists:** 26, vs. San Jose State (1/23/21)
- **Had 15 steals:** 15, vs. A&M-Corpus Christi (11/12/24)
- **Had 10 blocks:** 10, vs. Nicholls (11/4/24)
- **Scored 50 pts in a half:** 51², vs. A&M-Corpus Christi (11/12/24)
- **Scored 60 pts in a half:** 61², vs. Houston Baptist (12/22/19)
- **Scored 100 pts (MW):** 108, at Colorado State (2/28/18)
- **Scored 100 pts (non-conf):** 100, vs. A&M-Corpus Christi (11/12/24)
- **Scored under 20 pts in 1st half:** 19, at Fresno State (1/28/21)
- **Scored under 20 pts in 2nd half:** 18, at UNLV (1/18/21)
- **Scored under 50 pts in a game:** 46, at UNLV (1/18/21)
- **Never trailed:** vs. UCLA (11/8/24)

AN OPPOSING PLAYER...

- **Scored 30 points:** Max Rice (35), Boise State (1/31/24)
- **Scored 35 points:** Max Rice (35), Boise State (1/31/24)
- **Scored 40 points:** Jordan Caroline (45), Nevada (1/7/17)
- **Two players with 20 points:** O'Mar Stanley (24) & Tyson Degenhart (23), at Boise State (3/2/24)
- **Two players with 25 points:** Graham Ike (29) & Hunter Maldonado (25), at Wyoming (1/22/22)
- **Three players with 20 points:** Will Baker (28), Jarod Lucas (22) & Kenan Blackshear (20), at Nevada (1/13/23)
- **20-point game off the bench:** Max Rice (22), Boise State (12/23/20)
- **One player scored in double figures:** UCLA (11/8/24)
- **No players scored in double figures:** Nevada (1/28/24)
- **Five players scored in double figures:** at St. John's (11/17/24)
- **All five starters scored in double figures:** at St. John's (11/17/24)
- **Six players scored in double figures:** Utah State (1/8/22)
- **Had 15 rebounds:** Tyler Bilodeau (15), vs. UCLA (11/8/24)
- **Had 20 rebounds:** Ryan Watkins (22), Boise State (1/21/14)
- **Two players with 10 rebounds:** RJ Luis, Jr. (11) & Zuby Ejiofor (10), at St. John's (11/17/24)
- **Double-Double:** RJ Luis, Jr. & Zuby Ejiofor, at St. John's (11/17/24)
- **Two players had a double-double:** RJ Luis, Jr. & Zuby Ejiofor, at St. John's (11/17/24)
- **Double-Double with points and assists:** Isaiah Stevens, at Colorado State (3/3/23)
- **Triple-Double:** Omari Moore, at San Jose State (2/20/22)
- **10 assists:** Alvaro Cardenas (10), at San Jose State (1/24/24)
- **5 Blocked Shots:** Neemias Queta (5), Utah State (1/6/21)
- **5 Steals:** Skyy Clark (6), vs. UCLA (11/8/24)
- **Hit a last second shot to win a game (1.0 or later):** Lamont Butler, San Diego State (2/25/23), three-pointer as time expired to win 73-71

OPPONENT TEAM...

- **Shot 70 percent for a Half:** 73.1 (19-26)², at Air Force (2/10/23)
- **Shot 60 percent in a Game:** 66.0 (35-53) at Air Force (2/10/23)
- **Shot less than 30 percent in a Game:** 29.4 (20-68), Boise State (3/14/24) *MWT*
- **Shot 90 percent from the free throw line:** 100.0 (5-5), at San Jose State (1/24/24)
- **Shot 50 percent from 3-point line:** 50.0 (12-24), Pepperdine (11/24/23)
- **Shot less than 30 percent in a half:** 27.6 (8-29)², San Diego State (3/16/24) *MWT*
- **Shot less than 20 percent in a half:** 18.5 (5-27)¹, at Fresno State (1/28/21)
- **Shot 55 percent or better and lost:** 57.8 (37-64) at Wyoming (2/20/18)
- **Attempted 50 FTs:** 50, New Mexico State (12/11/82)
- **Made 30 FTs:** 35, Utah State (3/14/19)
- **Made 10 3-pt FGs:** 15, Nicholls (11/4/24)
- **Failed to make a 3-pt FG:** New Mexico State (12/16/15)
- **Had 50 rebounds:** 52, Boise State (1/15/22)
- **Had 25 assists:** 27, at Colorado State (3/3/21)
- **Had 15 steals:** 15, UAB (11/25/21)
- **Had 10 blocks:** 10, Utah State (1/6/21)
- **Scored 50 pts in a half:** 54², at Boise State (3/2/24)
- **Scored 60 pts in a half:** 61², at Wyoming (2/20/18)
- **Scored 100 pts (MW):** 105, at Colorado State (1/15/20)
- **Scored 100 pts (non-conf):** 100, at New Mexico State (12/4/18)
- **Scored under 20 pts in 1st half:** 19, at Fresno State (1/28/21)
- **Scored under 20 pts in 2nd half:** 19, New Mexico State (12/3/14)
- **Scored under 50 pts in a game:** 46, Northern New Mexico (2/11/22)
- **Never trailed:** at Saint Mary's (11/9/23)

COMEBACKS...

	New Mexico Comeback	Opponent Comeback
Trailing at Half	Wyoming (3/8/23) ^{35-38 / 87-76}	at Utah State (3/9/24) ^{39-44 / 87-85}
Trailing w/8:00 left	vs. SDSU (3/16/24) ^{51-54 / 68-61}	at Utah State (3/9/24) ^{68-69 / 87-85}
Trailing w/4:00 left	at Nevada (2/13/24) ^{71-73 / 83-82}	Air Force (2/24/24) ^{67-70 / 78-77}
Trailing w/2:00 left	at Wyoming (12/31/22) ^{72-74 / 76-75}	Air Force (2/24/24) ^{70-72 / 78-77}
Trailing w/1:00 left	at NMSU (12/15/23) ^{68-72 / 73-72}	Air Force (2/24/24) ^{73-76 / 78-77}
Trailing any pt in final 30 sec of 2nd half or 30 sec of OT	vs. CSU (2/21/24) ^{65-66 / 77 / 68-66}	Air Force (2/24/24) ^{75-77 / 78-77}



2024-25 LOBO BASKETBALL

NEW MEXICO UTEP

74
70

GAME #0 (exhibition)
Oct. 28, 2024
The Pit (10,359)
Albuquerque, NM

UTEP	FG	3FG	FT	O-D-T	PF	TP	A	TO	BS	S	MP
23 Frazier*	8-14	4-6	1-1	1-0-1	3	21	1	0	1	2	22
34 Kalu*	3-6	0-0	1-2	2-2-4	3	7	0	0	0	0	17
4 Camper*	1-5	0-1	0-0	0-2-2	3	2	1	1	0	2	30
5 Terrell*	2-6	0-0	1-1	2-0-2	5	5	4	1	0	3	22
13 Barnes*	2-8	1-4	2-2	0-3-3	4	7	4	2	0	3	27
1 Thomas	1-4	1-2	1-2	0-2-2	1	4	1	0	0	0	16
3 Hebb	1-1	0-0	0-0	0-0-0	0	2	0	0	0	0	5
11 Horton	0-3	0-3	2-2	0-3-3	5	2	0	1	0	0	20
12 Bynum	2-10	1-6	1-1	0-4-4	1	6	1	2	0	2	19
32 Hamilton	5-7	0-0	0-0	3-2-5	2	10	0	0	0	0	11
33 Jones	1-6	0-2	2-2	0-1-1	0	4	0	1	2	0	11
TEAM				1-2-3							
Totals	26-70	7-24	11-13	9-21-30	27	70	12	11	3	12	200
UNM	FG	3FG	FT	O-D-T	PF	TP	A	TO	BS	S	MP
8 Borovicinan*	0-2	0-1	1-1	1-3-5	0	1	2	1	0	1	20
22 Amzli*	1-8	0-5	4-4	2-9-11	0	6	1	1	1	0	20
23 Joseph*	3-7	0-0	1-5	4-12-16	3	7	1	4	5	0	30
2 Dent*	5-6	1-1	8-10	0-0-0	2	19	5	5	0	0	32
3 Washington*	5-12	3-5	4-5	2-4-6	1	17	2	2	0	4	28
0 Noland	0-4	0-3	2-2	0-1-1	1	2	0	4	0	1	16
1 Appelhans	0-3	0-3	4-4	0-3-3	0	4	0	1	0	1	8
4 Dotson	0-1	0-1	1-2	0-1-1	1	1	0	3	1	0	8
6 Atiki	1-2	0-0	2-2	3-1-4	3	4	1	2	0	1	10
7 Sacko	2-4	0-1	0-0	2-0-2	0	4	1	0	2	0	12
11 Webb	1-2	0-1	0-1	0-1-1	1	2	0	1	1	1	8
24 Milicevic	3-4	1-2	0-0	1-2-3	1	7	1	1	1	0	8
TEAM				3-0-3							
Totals	21-55	5-23	27-36	19-37-56	13	74	14	25	11	9	200
	1st	2nd	Total			FG%	3FG%	FT%			
UTEP	30	40	70			37.1	29.2	84.6			
New Mexico	36	38	74			38.2	21.7	75.0			

Points in the Paint-UTEP 38, UNM 28; Points off Turnovers-UTEP 17, UNM 14
2nd Chance Points-UTEP 10, UNM 19; Fast Break Points-UTEP 10, UNM 16
Bench Points-UTEP 28, UNM 24. Score Tied-2 times. Lead changed-4 times.
Largest lead-UTEP by 1 1st-9:50, UNM by 14 2nd-5:01.
UTEP led for 0:46, UNM led for 38:38, Game tied 0:36.
Officials: Mike Littlewood, Deldre Carr, Bianca Burns
Technical: none

NEW MEXICO NICHOLLS

91
84

GAME #1
Nov. 4, 2024
The Pit (10,609)
Albuquerque, NM

NICH (0-1)	FG	3FG	FT	O-D-T	PF	TP	A	TO	BS	S	MP
6 Myles*	3-6	1-3	0-0	1-4-5	5	7	1	1	0	1	14
15 West*	3-7	0-0	4-5	3-6-9	3	10	2	4	3	0	35
1 English*	2-10	1-3	2-6	0-4-4	2	7	8	5	0	0	27
2 Brown*	8-16	6-12	1-2	1-3-4	2	23	3	1	0	0	27
10 Cornish*	4-16	4-14	2-2	1-6-7	3	14	0	1	0	1	26
0 Collins	3-3	0-0	0-0	2-3-5	5	6	1	1	0	0	18
3 Searles	1-4	0-1	0-1	0-4-4	0	2	1	0	1	0	8
5 Malone	1-1	0-0	0-0	1-2-3	1	2	1	3	0	1	14
9 Gray	5-9	3-4	0-0	2-1-3	3	13	1	0	0	1	19
TEAM				3-2-5							
Totals	30-72	15-37	9-16	14-35-49	24	84	18	17	4	4	200
UNM (1-0)	FG	3FG	FT	O-D-T	PF	TP	A	TO	BS	S	MP
8 Borovicinan*	2-6	1-4	0-0	2-5-7	2	5	2	1	0	0	19
22 Amzli*	5-15	1-9	2-2	5-8-13	3	13	2	0	2	0	32
23 Joseph*	9-15	0-0	10-12	6-10-16	2	28	2	3	3	2	36
2 Dent*	5-11	0-2	5-7	0-0-0	0	15	11	2	1	3	38
3 Washington*	4-8	2-3	2-2	1-3-4	4	12	0	1	0	2	20
0 Noland	4-14	1-9	1-3	2-1-3	2	10	1	1	3	1	22
1 Appelhans	1-4	1-4	0-0	0-0-0	0	3	0	0	0	1	9
4 Dotson	1-4	1-4	0-2	0-0-0	2	3	0	0	0	0	10
6 Atiki	0-3	0-0	0-0	0-1-1	0	0	0	0	1	0	4
11 Webb	0-0	0-0	0-0	0-0-0	0	0	0	0	0	0	1
24 Milicevic	0-1	0-1	2-4	0-1-1	1	2	0	0	0	1	8
TEAM				2-3-5							
Totals	31-81	7-36	22-32	18-32-50	16	91	18	8	10	10	200
	1st	2nd	Total			FG%	3FG%	FT%			
Nicholls	43	41	84			41.7	40.556	68.8			
New Mexico	48	43	91			38.3	19.4	68.8			

Points in the Paint-NICH 30, UNM 46; Points off Turnovers-NICH 6, UNM 23
2nd Chance Points-NICH 16, UNM 17; Fast Break Points-NICH 13, UNM 27
Bench Points-NICH 23, UNM 18. Score Tied-7 times. Lead changed-2 times.
Largest lead-NICH by 3 1st-10:33, UNM by 12 2nd-7:07.
NICH led for 4:09, UNM led for 32:02, Game tied 3:49.
Officials: Scott Brown, Jim Bruno, Crystal Hogan
Technical: none

NEW MEXICO #22 UCLA

72
64

GAME #2
Nov. 8, 2024
Lee's Family Forum (1,497)
Henderson, NV

UNM (2-0)	FG	3FG	FT	O-D-T	PF	TP	A	TO	BS	S	MP
8 Borovicinan*	2-2	2-2	0-0	0-2-2	3	6	3	1	0	0	24
22 Amzli*	3-7	2-4	0-0	0-4-4	4	8	0	3	2	0	28
23 Joseph*	5-9	0-0	6-8	4-8-12	3	16	0	4	1	2	33
2 Dent*	8-13	0-1	1-4	0-1-1	1	17	8	9	0	2	34
3 Washington*	1-7	0-3	1-2	2-3-5	2	3	2	3	0	5	30
0 Noland	2-5	1-2	8-8	0-1-1	5	13	1	0	0	3	19
1 Appelhans	1-1	1-1	0-0	0-1-1	1	3	0	0	0	0	4
4 Dotson	0-1	0-1	0-0	0-1-1	0	0	0	2	0	0	6
6 Atiki	2-2	0-0	0-0	0-1-1	1	4	0	0	0	0	7
7 Sacko	1-1	0-0	0-1	0-1-1	4	2	0	0	0	0	10
11 Webb	0-1	0-1	0-0	0-0-0	0	0	0	0	0	0	2
24 Milicevic	0-0	0-0	0-0	0-0-0	2	0	0	0	0	0	2
TEAM				2-3-5							
Totals	25-49	6-15	16-23	8-26-34	26	72	14	24	3	12	200
UCLA (1-1)	FG	3FG	FT	O-D-T	PF	TP	A	TO	BS	S	MP
3 Dailey*	1-3	1-2	2-2	1-2-3	4	5	1	2	0	0	15
34 Bilodeau*	8-20	2-7	5-8	7-8-15	3	23	0	3	1	2	33
0 Johnson*	2-4	0-2	3-4	2-2-4	4	7	5	1	0	1	26
2 Andrews*	2-6	0-3	0-0	0-0-0	2	4	2	6	0	1	30
55 Clark*	3-9	1-4	0-0	0-0-0	2	7	1	1	0	6	29
1 Perry	1-4	1-2	5-7	1-2-3	3	8	2	1	0	2	23
10 Stefanovic	1-4	0-3	0-0	2-1-3	2	2	0	3	0	0	15
12 Mack	0-0	0-0	2-2	0-0-0	1	2	2	3	0	0	10
15 Mara	0-0	0-0	0-0	0-0-0	1	0	0	0	0	0	5
24 Kyle	2-5	0-0	2-4	0-4-4	2	6	0	1	2	0	15
TEAM				1-1-2							
Totals	20-55	5-23	19-27	14-20-34	24	64	13	21	3	12	200
	1st	2nd	Total			FG%	3FG%	FT%			
New Mexico	41	31	72			51.0	40.0	69.6			
UCLA	30	34	64			36.4	21.7	70.4			

Points in the Paint-UNM 36, UCLA 24; Points off Turnovers-UNM 21, UCLA 15
2nd Chance Points-UNM 2, UCLA 12; Fast Break Points-UNM 17, UCLA 10
Bench Points-UNM 22, UCLA 18. Score Tied-1 time. Lead changed-0 times.
Largest lead-UNM by 16 2nd-14:29, UCLA - none.
UNM led for 39:31, UCLA led for 0:00, Game tied 0:29.
Officials: Paul Szelc, Mike Reed, Keith Kimble
Technical: none

NEW MEXICO TAMU-CC

100
81

GAME #3
Nov. 17, 2024
The Pit (11,160)
Albuquerque, NM

TAMU-CC (1-2)	FG	3FG	FT	O-D-T	PF	TP	A	TO	BS	S	MP
6 S.Williams*	4-8	0-0	0-2	3-3-6	1	11	7	4	0	0	19
12 Dease*	5-6	0-1	1-2	2-5-7	1	11	7	4	0	0	27
33 Clark*	5-8	1-2	8-9	1-4-5	3	19	1	2	0	0	29
2 Roberts*	2-6	2-5	0-0	0-2-2	2	6	0	1	1	0	18
10 L.Williams*	2-5	0-0	1-5	0-3-3	3	5	3	2	1	1	20
0 Torbor	0-0	0-0	0-0	0-0-0	1	0	0	1	0	1	3
1 Wright-Forde	3-5	0-0	3-5	0-2-2	3	9	2	3	1	0	15
3 Villegas	0-0	0-0	0-0	0-0-0	0	0	0	0	0	0	4
4 Parker	0-4	0-4	1-2	0-1-1	3	1	4	3	0	1	12
5 Dennis	3-3	1-1	0-2	0-0-0	2	7	2	0	0	0	10
13 Jackson	4-5	0-0	1-4	0-5-5	4	9	1	0	1	1	22
21 Walker	0-1	0-0	0-0	0-1-1	2	0	0	2	0	1	7
24 Potter	1-4	1-3	3-4	0-0-0	0	6	0	3	0	1	14
TEAM				3-4-7							
Totals	29-55	5-16	18-35	9-30-39	26	81	20	22	4	7	200
UNM (3-0)	FG	3FG	FT	O-D-T	PF	TP	A	TO	BS	S	MP
8 Borovicinan*	0-5	0-2	0-0	1-0-1	2	0	0	1	0	0	14
22 Amzli*	3-9	1-5	5-6	2-5-7	3	12	2	4	2	2	27
23 Joseph*	5-6	0-0	0-3	3-6-9	4	10	2	1	2	2	16
2 Dent*	7-10	1-1	10-14	0-0-0	2	25	10	0	0	2	30
3 Washington*	5-12	1-4	4-7	3-2-5	3	15	2	1	0	2	31
0 Noland	1-7	1-5	2-2	0-3-3	5	5	1	3	0	3	16
1 Appelhans	1-1	1-1	0-0	0-2-2	0	3	0	0	0	1	10
4 Dotson	6-7	3-4	3-4	0-1-1	2	18	3	1	0	2	15
6 Atiki	4-4	0-0	1-3	1-4-5	2	9	2	0	5	0	21
7 Sacko	1-1	1-1	0-0	0-1-1	4	3	0	1	0	1	14
11 Webb	0-0	0-0	0-0	0-1-1	0	0	0	1	0	0	4
24 Milicevic	0-0	0-0	0-0	0-0-0	1	0	0	0	0	0	2
TEAM				1-1-2							
Totals	33-62	9-23	25-39	11-26-37	28	100	22	14	9	15	200
	1st	2nd	Total			FG%	3FG%	FT%			
A&M-Corpus Christi	34	47	81			52.7	31.3	51.4			
New Mexico	49	51	100			53.2	39.1	64.1			

Points in the Paint-TAMUCC



2024-25 LOBO BASKETBALL

LOBO HIGHS AND LOWS

	SEASON HIGH	SEASON LOW	PITINO ERA HIGH	PITINO ERA LOW
Points	100, vs. TAMUCC (11/12/24)	71, at St. John's (11/17/24)	106, vs. New Mexico State (12/2/23)	47, at San Diego St (1/31/22)
Points (Half)	51 ² , vs. TAMUCC (11/12/24)	29 ¹ , at St. John's (11/17/24)	57 ² , at Wyoming (1/22/22)	21 ¹ , at Utah State (2/22/22)
Victory Margin	+19, vs. TAMUCC (11/12/24)	-	+44, vs. New Mexico State (12/2/23)	-
FGs	33, vs. TAMUCC (11/12/24)	25, vs. UCLA (11/8/24)	39, vs. Utah State (1/16/24)	16, at San Diego St (1/31/22)
FGAs	81, vs. Nicholls (11/4/24)	49, vs. UCLA (11/8/24)	81, vs. Nicholls (11/4/24)	49, twice
FG%	.532, vs. TAMUCC (11/12/24)	.383, vs. Nicholls (11/4/24)	.607, at San Jose State (2/17/23)	.297, vs. Clemson (3/22/24)
FG% (half)	.600 ¹ , vs. UCLA (11/8/24)	.340 ¹ , vs. Nicholls (11/4/24)	.656 ² , at Wyoming (1/22/22)	.241 ² , vs. Clemson (3/22/24)
3FGs	9, vs. TAMUCC (11/12/24)	6, vs. UCLA (11/8/24)	17, vs. Utah State (1/8/22)	2, three times
3FGAs	36, vs. Nicholls (11/4/24)	15, vs. UCLA (11/8/24)	36, vs. Nicholls (11/4/24)	9, vs. North Dakota St (11/26/22)
3FG%	.444, at St. John's (11/17/24)	.194, vs. Nicholls (11/4/24)	.636, at San Jose State (2/17/23)	.125, vs. Air Force (2/26/22)
FTs	25, vs. TAMUCC (11/12/24)	7, at St. John's (11/17/24)	36, vs. UTSA (12/10/22)	2, at Colorado State (1/19/22)
FTAs	39, vs. TAMUCC (11/12/24)	18, at St. John's (11/17/24)	46, vs. UTSA (12/10/22)	4, at Colorado State (1/19/22)
FT%	.696, vs. UCLA (11/8/24)	.389, at St. John's (11/17/24)	1.00 vs. Northern NM (2/11/22)	.300, at Utah State (2/22/22)
Off Rebs	18, vs. Nicholls (11/4/24)	8, vs. UCLA (11/8/24)	19, twice	3, twice
Def Rebs	32, vs. Nicholls (11/4/24)	16, at St. John's (11/17/24)	45, vs. Prairie View A&M (12/20/22)	15, twice
Total Rebs	50, vs. Nicholls (11/4/24)	32, at St. John's (11/17/24)	64, vs. Prairie View A&M (12/20/22)	23, at Wyoming (1/22/22)
Rebound Margin	+1, vs. Nicholls (11/4/24)	-	+27, vs. Prairie View A&M (12/20/22)	-
Fouls	28, vs. TAMUCC (11/12/24)	16, vs. Nicholls (11/4/24)	28, twice	9, twice
Assists	22, vs. TAMUCC (11/12/24)	14, vs. UCLA (11/8/24)	24, vs. New Mexico State (12/2/23)	5, at San Diego St (1/14/23)
Turnovers	24, vs. UCLA (11/8/24)	8, vs. Nicholls (11/4/24)	24, vs. UCLA (11/8/24)	4, twice
Blocks	10, vs. Nicholls (11/4/24)	3, vs. UCLA (11/8/24)	14, twice	0, at San Diego St (2/16/24)
Steals	15, vs. TAMUCC (11/12/24)	9, at St. John's (11/17/24)	18, vs. Santa Clara (12/9/23)	1, vs. San Jose St (1/17/23)
Double Figure Scorers	5, twice	3, vs. UCLA (11/8/24)	6, vs. Utah State (1/16/24)	2, numerous times
Players to Score	9, three times	7, at St. John's (11/17/24)	12, twice	5, twice

OPPONENT HIGHS AND LOWS

	SEASON HIGH	SEASON LOW	PITINO ERA HIGH	PITINO ERA LOW
Points	85, at St. John's (11/17/24)	64, vs. UCLA (11/8/24)	97, at Nevada (1/23/23)	46, Northern NM (2/11/22)
Points (Half)	47 ² , TAMUCC (11/12/24)	30 ¹ , vs. UCLA (11/8/24)	54 ² , at Boise State (3/2/24)	20 ¹ , Western NM (2/6/22)
Victory Margin	+14, at St. John's (11/17/24)	-	+29, at UNLV (1/11/22)	-
FGs	34, at St. John's (11/17/24)	20, vs. UCLA (11/8/24)	37, New Mexico State (12/6/21)	18, three times
FGAs	72, Nicholls (11/4/24)	55, twice	76, Boise State (1/20/23)	46, Fresno State (1/25/22)
FG%	.527, TAMUCC (11/12/24)	.364, vs. UCLA (11/8/24)	.660, at Air Force (2/10/23)	.282, Prairie View A&M (12/20/22)
FG% (half)	.630 ² , TAMUCC (11/12/24)	.345 ² , vs. UCLA (11/8/24)	.741 ² , at San Jose St (2/20/22)	.216 ¹ , North Dakota St (11/26/22)
3FGs	15, Nicholls (11/4/24)	4, at St. John's (11/17/24)	15, Nicholls (11/4/24)	2, twice
3FGAs	37, Nicholls (11/4/24)	16, TAMUCC (11/12/24)	37, Nicholls (11/4/24)	8, UNLV (2/10/24)
3FG%	.405, Nicholls (11/4/24)	.217, vs. UCLA (11/8/24)	.550, at Colorado State (3/3/23)	.125, Iona (12/18/22)
FTs	19, vs. UCLA (11/8/24)	9, Nicholls (11/4/24)	27, three times	2, twice
FTAs	35, TAMUCC (11/12/24)	16, Nicholls (11/4/24)	38, Boise State (1/15/22)	4, San Diego St (2/25/23)
FT%	.704, vs. UCLA (11/8/24)	.514, TAMUCC (11/12/24)	1.00, at San Jose St (1/24/24)	.400, New Mexico St (12/6/21)
Off Rebs	22, at St. John's (11/17/24)	9, TAMUCC (11/12/24)	29, at San Jose State (2/17/23)	2, vs. Toledo (11/21/23)
Def Rebs	35, Nicholls (11/4/24)	20, vs. UCLA (11/8/24)	38, twice	15, No. Colorado (11/27/22)
Total Rebs	49, twice	34, vs. UCLA (11/8/24)	52, Boise State (1/15/22)	22, No. Colorado (11/27/22)
Rebound Margin	+17, at St. John's (11/17/24)	-	+27, Boise State (1/15/22)	-
Fouls	26, TAMUCC (11/12/24)	17, at St. John's (11/17/24)	30, Southern Utah (11/7/22)	10, at Colorado St (1/19/22)
Assists	20, twice	13, vs. UCLA (11/8/24)	23, twice	7, Prairie View A&M (12/20/22)
Turnovers	22, TAMUCC (11/12/24)	16, at St. John's (11/17/24)	26, vs. Santa Clara (12/9/23)	4, San Jose State (1/17/23)
Blocks	4, three times	3, vs. UCLA (11/8/24)	9, twice	0, numerous times
Steals	12, vs. UCLA (11/8/24)	4, Nicholls (11/4/24)	15, vs. UAB (11/25/21)	1, twice
Double Figure Scorers	5, at St. John's (11/17/24)	1, vs. UCLA (11/8/24)	6, Utah State (1/8/22)	0, Nevada (1/28/24)
Players to Score	10, TAMUCC (11/12/24)	8, at St. John's (11/17/24)	12, UTSA (12/10/22)	5, at Air Force (1/20/24)

Bold denotes school record



2024-25 LOBO BASKETBALL

SUPERLATIVES...

LARGEST LEAD AT ANY TIME:	21 (66-45), vs. A&M-Corpus Christi (Nov. 12)
LARGEST DEFICIT AT ANY TIME:	16 (24-40), at St. John's (Nov. 17)
LARGEST DEFICIT OVERCOME TO WIN:	3 (23-26), vs. Nicholls (Nov. 4)
LARGEST LEAD SURRENDERED IN A LOSS:	2 (6-4), at St. John's (Nov. 17)
LARGEST HALFTIME LEAD:	15, (49-34), vs. A&M-Corpus Christi (Nov. 12)
LARGEST HALFTIME DEFICIT:	11 (29-40), at St. John's (Nov. 17)
LARGEST HALFTIME DEFICIT OVERCOME TO WIN:	--
LARGEST HALFTIME LEAD SURRENDERED IN A LOSS:	--
MOST CONSECUTIVE POINTS SCORED:	11, vs. A&M-Corpus Christi (Nov. 12)
MOST CONSECUTIVE POINTS ALLOWED:	11, by St. John's (Nov. 17)

SPECIALTY STATS...

POINTS OFF TURNOVERS	NEW MEXICO	OPPONENT
Average	23.5	14.5
High	31 vs. TAMUCC (Nov. 12)	21, by St. John's (Nov. 17)
Low	19 at St. John's (Nov. 17)	6, by Nicholls (Nov. 4)

2ND CHANCE POINTS	NEW MEXICO	OPPONENT
Average	9.5	15.3
High	17, twice	25, by St. John's (Nov. 17)
Low	2, twice	8, by TAMUCC (Nov. 12)

POINTS IN THE PAINT	NEW MEXICO	OPPONENT
Average	42.0	35.0
High	48 vs TAMUCC (Nov. 12)	48, by St. John's (Nov. 17)
Low	36 vs. UCLA (Nov. 8)	24, by UCLA (Nov. 8)

FAST BREAK POINTS	NEW MEXICO	OPPONENT
Average	19.3	12.3
High	27 vs. Nicholls (Nov. 4)	14, by TAMUCC (Nov. 12)
Low	8 at St. John's (Nov. 17)	10, by UCLA (Nov. 8)

BENCH POINTS	NEW MEXICO	OPPONENT
Average	24.0	20.3
High	38 vs. TAMUCC (Nov. 12)	32, by TAMUCC (Nov. 12)
Low	18, twice	8, by St. John's (Nov. 17)

LOBO LEADERS...

POINTS	2024-25	CAREER
Donovan Dent	2	12
Nelly Junior Joseph	2	5
Mustapha Amzil	1	2

ASSISTS	2024-25	CAREER
Donovan Dent	4	37
Mustapha Amzil	-	2

BLOCKS	2024-25	CAREER
Nelly Junior Joseph	2	15
Mustapha Amzil	1	3
Atiki Ally Atiki	1	1
CJ Noland	1	1
Donovan Dent	-	16
Tru Washington	-	1
Quinton Webb	-	1

REBOUNDS	2024-25	CAREER
Nelly Junior Joseph	3	18
Atiki Ally Atiki	1	1
Mustapha Amzil	-	1
Tru Washington	-	1

STEALS	2024-25	CAREER
CJ Noland	2	2
Donovan Dent	1	17
Tru Washington	1	8
Nelly Junior Joseph	-	6
Mustapha Amzil	-	2
Quinton Webb	-	1

NEW MEXICO'S RECORD...

Home.....	2-0
Road	0-1
Neutral	1-0
Ranked Opponent (either AP or Coaches).....	1-1
Unranked Opponent.....	2-0
Leads at halftime	3-0
Trails at halftime	0-1
Tied at halftime.....	0-0
Goes into overtime.....	0-0
Leads by 10 or more points.....	3-0
Trails by 10 or more points.....	0-1
Shoots 50% or better	2-0
Shoots less than 50%	1-1
Shoots less than 45%	1-1
Shoots less than 40%	1-0
Opponent shoots 50% or better.....	1-1
Opponent shoots less than 50%.....	2-0
Opponent shoots less than 45%.....	2-0
Opponent shoots less than 40%.....	1-0
Has higher FG% than opponent	2-0
Has lower FG% than opponent.....	1-1
Has same FG% as opponent.....	0-0
Outrebounds its opponent	1-0
Outrebounded by opponent.....	1-1
Has same rebounds as opponent	1-0
Has more offensive rebounds than opponent.....	2-0
Has fewer offensive rebounds than opponent.....	1-1
Has same offensive rebounds as opponent	0-0
Has fewer turnovers than opponent.....	2-1
Has more turnovers than opponent	1-0
Has same turnovers as opponent.....	0-0
Has fewer than 10 turnovers	1-0
Opponent has fewer than 10 turnovers.....	0-0
Shoots more FTs than opponent	2-0
Shoots fewer FTs than opponent.....	1-1
Shoots the same FTs as opponent.....	0-0
Has game decided by 10 points or less or OT	2-0
Has game decided by 5 points or less or OT	0-0
Scores <60 points	0-0
Scores 60-69 points	0-0
Scores 70-79 points	1-1
Scores 80-89 points	0-0
Scores 90+ points	2-0
Allows <60 points.....	0-0
Allows 60-69 points.....	1-0
Allows 70-79 points.....	0-0
Allows 80-89 points.....	2-1
Allows 90+ points.....	0-0
Wins the tip	2-1
Loses the tip.....	1-0
White uniforms.....	2-0
White uniforms (turquoise trim)	0-0
Red uniforms	1-0
Red uniforms (turquoise trim).....	0-1
Turquoise uniforms	0-0



Season Highs

Pts	15	at St. John's (11/17/24)
Reb	4	at St. John's (11/17/24)
FG	5	at St. John's (11/17/24)
FGA	14	vs. Nicholls (11/4/24)
3FG	2	at St. John's (11/17/24)
3FGA	9	vs. Nicholls (11/4/24)
FT	8	vs. UCLA (11/8/24)
FTA	8	vs. UCLA (11/8/24)
Ast	3	at St. John's (11/17/24)
Blk	3	vs. Nicholls (11/4/24)
Stl	3	three times
Min	28	at St. John's (11/17/24)

Career Highs

23	vs. Tulane (3/14/24) ^{NT}
7	at Seton Hall (3/23/24) ^{NT}
7	three times
18	at Florida Atlantic (1/28/24) ^{NT}
4	vs. Tulane (3/14/24) ^{NT}
9	vs. Nicholls (11/4/24)
8	vs. UCLA (11/8/24)
9	vs. Tulane (3/14/24) ^{NT}
5	four times
3	vs. Nicholls (11/4/24)
4	at Boise State (12/5/23) ^{NT}
36	vs. Tulane (1/6/24) ^{NT}

MW Career Highs

--	
--	
--	
--	
--	
--	
--	
--	
--	
--	
--	
--	

10.8 PPG | 2.8 RPG | 21.3 MPG | 2.5 SPG

2024-25 GAME-BY-GAME

Opponent	MP	FG-A	3G-A	FT-A	O-D-T	PF	A	TO	BS	ST	TP
Nicholls	22	4-14	1-9	1-3	2-1-3	2	1	1	3	1	10
vs. UCLA	19	2-5	1-2	8-8	0-1-1	5	1	0	0	3	13
A&M-Corpus Christi	16	1-7	1-5	2-2	0-3-3	5	1	3	0	3	5
at St. John's	28	5-12	2-5	3-5	4-0-4	4	3	2	1	3	15

* game started

SEASON NOTES


- Tri-Captain
- Had 15 points, four rebounds and three assists at No. 22 St. John's (Nov. 17)
- Had 13 points (8-8 FT) vs. No. 22 UCLA (Nov. 8)
- Scored 10 points and had a career-high three blocks in his UNM debut vs. Nicholls (Nov. 4)
- Had two points in the exhibition vs. UTEP (Oct. 28)

	2024-25	CAREER	STREAK
Double Figure Scoring	3	26	1
20-Point Games	-	2	-

CAREER STATISTICS

Year	G-GS	Min-Avg.	FG-FGA	Pct.	3FG-3FGA	Pct.	FT-FTA	Pct.	Off-Def.	Reb-Avg.	PF-DQ	Ast	TO	Blk	Stl	Pts-Avg
2021-22 %	33-0	416-12.6	52-97	.536	17-39	.436	9-13	.692	7-41	48-1.5	34-0	22	26	3	22	130-3.9
Conf	16-0	192-12.0	22-42	.524	7-17	.412	5-7	.714	2-16	18-1.1	17-0	7	12	1	9	56-3.5
2022-23 %	26-8	378-14.5	30-84	.357	13-55	.236	10-19	.526	5-30	35-1.3	19-0	15	20	1	12	83-3.2
Conf	13-0	193-14.8	17-43	.395	8-31	.258	6-9	.667	4-11	15-1.2	8-0	10	9	0	6	48-3.7
2023-24 ^	29-20	757-26.1	111-254	.437	33-86	.384	60-87	.690	11-70	81-2.8	59-0	58	52	7	28	315-10.9
Conf	13-8	380-29.2	55-139	.396	9-41	.220	31-44	.705	5-34	39-3.0	26-0	29	25	2	11	150-11.5
2024-25	4-0	85-21.3	12-38	.316	5-21	.238	14-18	.778	6-5	11-2.8	16-2	6	6	4	10	43-10.8
Conf	0-0															
CAREER	92-28	1639-17.8	205-473	.433	68-201	.338	93-137	.679	29-146	175-1.9	128-2	101	104	15	72	571-6.2

% at Oklahoma | ^ at North Texas



Season Highs

Pts	3	three times
Reb	2	vs. A&M-Corpus Christi (11/12/24)
FG	1	three times
FGA	4	vs. Nicholls (11/4/24)
3FG	1	three times
3FGA	4	vs. Nicholls (11/4/24)
FT	--	
FTA	--	
Ast	1	at St. John's (11/17/24)
Blk	--	
Stl	1	twice
Min	10	vs. A&M-Corpus Christi (11/12/24)

Career Highs

14	vs. Eastern New Mexico (12/29/23)
5	vs. Western New Mexico (12/6/22)
5	vs. Eastern New Mexico (12/29/23)
8	vs. Eastern New Mexico (12/29/23)
4	vs. Eastern New Mexico (12/29/23)
6	twice
2	twice
2	three times
3	vs. Eastern New Mexico (12/29/23)
2	vs. Prairie View A&M (12/20/22)
1	six times
20	twice

MW Career Highs

--	
--	
--	
3	vs. Air Force (3/13/24) ^{MW}
--	
2	vs. Air Force (3/13/24) ^{MW}
--	
--	
--	
--	
4	vs. Fresno State (3/6/24)

2.3 PPG | 1.0 RPG | 7.8 MPG | 43% 3FG

2024-25 GAME-BY-GAME

Opponent	MP	FG-A	3G-A	FT-A	O-D-T	PF	A	TO	BS	ST	TP
Nicholls	9	1-4	1-4	0-0	0-0-0	0	0	0	0	1	3
vs. UCLA	4	1-1	1-1	0-0	0-1-1	1	0	0	0	0	3
A&M-Corpus Christi	10	1-1	1-1	0-0	0-2-2	0	0	0	0	1	3
at St. John's	7	0-1	0-1	0-0	1-0-1	0	1	0	0	0	0

* game started

SEASON NOTES

- Scored three points vs. Texas A&M-Corpus Christi (Nov. 12)
- Had three points vs. No. 22 UCLA (Nov. 8)
- Scored three points vs. Nicholls (Nov. 4)
- Had four points in the exhibition vs. UTEP (Oct. 28)

	2024-25	CAREER	STREAK
Double Figure Scoring	-	2	-

CAREER STATISTICS

Year	G-GS	Min-Avg.	FG-FGA	Pct.	3FG-3FGA	Pct.	FT-FTA	Pct.	Off-Def.	Reb-Avg.	PF-DQ	Ast	TO	Blk	Stl	Pts-Avg
2022-23	10-0	62-6.2	4-15	.267	2-11	.182	0-2	.000	0-12	12-1.2	5-0	1	1	3	1	10-1.0
Conf	2-0	2-1.0	0-1	.000	0-0	.000	0-0	.000	0-0	0-0.0	0-0	0	0	0	0	0-0.0
2023-24	16-0	94-5.9	13-34	.382	10-25	.400	4-4	1.000	1-8	9-0.6	8-0	5	5	1	4	40-2.5
Conf	4-0	11-2.8	0-2	.000	0-1	.000	0-0	.000	0-2	2-0.5	1-0	0	0	0	0	0-0.0
2024-25	4-0	31-7.7	3-7	.429	3-7	.429	0-0	.000	1-3	4-1.0	1-0	1	0	0	2	9-2.3
Conf	0-0															
CAREER	30-0	186-6.2	20-56	.357	15-43	.349	4-6	.667	2-23	25-0.8	14-0	7	6	4	7	59-2.0



#2

DONOVAN DENT

Junior | Guard | 6-2 | 185 | Riverside, CA | Centennial HS



Season Highs

Pts	25	vs. A&M-Corpus Christi (11/12/24)
Reb	3	at St. John's (11/17/24)
FG	8	vs. UCLA (11/8/24)
FGA	13	vs. UCLA (11/8/24)
3FG	1	twice
3FGA	2	twice
FT	10	vs. A&M-Corpus Christi (11/12/24)
FTA	14	vs. A&M-Corpus Christi (11/12/24)
Ast	11	vs. Nicholls (11/4/24)
Blk	1	twice
Stl	3	vs. Nicholls (11/4/24)
Min	38	vs. Nicholls (11/4/24)

Career Highs

31	vs. Boise State (1/31/24)
6	three times
12	vs. Boise State (1/31/24)
18	twice
2	three times
4	vs. Wyoming (1/6/24)
10	vs. A&M-Corpus Christi (11/12/24)
14	vs. A&M-Corpus Christi (11/12/24)
14	vs. Utah State (1/16/24)
3	twice
5	vs. Boise State (3/14/24) ^{MWT}
38	vs. Nicholls (11/4/24)

MW Career Highs

31	vs. Boise State (1/31/24)
6	at Wyoming (2/6/24)
12	vs. Boise State (1/31/24)
18	vs. Boise State (1/31/24)
2	twice
4	vs. Wyoming (1/6/24)
7	twice
9	vs. Colorado State (2/21/24)
14	vs. Utah State (1/16/24)
3	vs. Boise State (1/20/23)
5	vs. Boise State (3/14/24) ^{MWT}
37	at Wyoming (2/6/24)

17.3 PPG | 8.8 APG | 34.8 MPG | 2.0 SPG

2024-25 GAME-BY-GAME

Opponent	MP	FG-A	3G-A	FT-A	O-D-T	PF	A	TO	BS	ST	TP
Nicholls*	38	5-11	0-2	5-7	0-0-0	0	11	2	1	3	15
vs. UCLA*	34	8-13	0-1	1-4	0-1-1	1	8	9	0	2	17
A&M-Corpus Christi*	30	7-10	1-1	10-14	0-0-0	2	10	0	0	2	25
at St. John's*	37	5-12	1-2	1-2	1-2-3	2	6	2	1	1	12

* game started

SEASON NOTES

- Tri-Captain
- Preseason All-Mountain West Team
- 1st Lobo in history to have a 25 point/10 assist/0 turnover game vs. Texas A&M-Corpus Christi (Nov. 12)
- Had 17 points and eight assists vs. No. 22 UCLA (Nov. 8)
- Fourth career double-double with 15 points and 11 assists vs. Nicholls (Nov. 4)
- Led UNM with 19 points and five assists in the exhibition vs. UTEP (Oct. 28)

UNM CAREER RECORD BOOK

	Total	Rank	Up Next
Assists:	304	18th	Royce Olney (312-17th)

	2024-25	CAREER	STREAK
Double-Doubles	2	5	-
Double Figure Scoring	4	35	4
20-Point Games	1	9	-
30-Point Games	-	1	-
10-Assist Games	1	5	-

CAREER STATISTICS

Year	G-GS	Min-Avg.	FG-FGA	Pct.	3FG-3FGA	Pct.	FT-FTA	Pct.	Off-Def.	Reb-Avg.	PF-DQ	Ast	TO	Blk	Stl	Pts-Avg
2022-23	34-2	629-18.5	69-136	.507	4-19	.211	50-73	.685	10-59	69-2.0	61-1	79	55	25	30	192-5.6
Conf	18-2	319-17.7	31-67	.463	2-13	.154	24-34	.706	4-31	35-1.9	35-1	31	30	10	17	88-4.9
2023-24	35-35	1096-31.3	195-375	.520	15-40	.375	88-129	.682	13-75	88-2.5	67-0	190	79	24	53	493-14.1
Conf	18-18	585-32.5	96-186	.516	8-23	.348	48-66	.727	6-38	44-2.4	37-0	92	37	14	21	248-13.8
2024-25	4-4	139-34.8	25-46	.543	2-6	.333	17-27	.630	1-3	4-1.0	5-0	35	13	2	8	69-17.3
Conf	0-0															
CAREER	73-41	1864-25.5	289-557	.519	21-65	.323	155-229	.677	24-137	161-2.2	133-1	304	147	51	91	754-10.3

Sophomore | Guard | 6-4 | 205 | Phoenix, AZ | AZ Compass Prep



Season Highs

Pts	15	vs. A&M-Corpus Christi (11/12/24)
Reb	5	twice
FG	5	vs. A&M-Corpus Christi (11/12/24)
FGA	12	vs. A&M-Corpus Christi (11/12/24)
3FG	2	vs. Nicholls (11/4/24)
3FGA	4	vs. A&M-Corpus Christi (11/12/24)
FT	4	vs. A&M-Corpus Christi (11/12/24)
FTA	7	vs. A&M-Corpus Christi (11/12/24)
Ast	2	three times
Blk	--	
Stl	5	vs. UCLA (11/8/24)
Min	32	at St. John's (11/17/24)

Career Highs

21	vs. New Mexico State (12/2/23)
12	vs. Pepperdine (11/24/23)
7	twice
13	vs. Pepperdine (11/24/23)
3	vs. New Mexico State (12/2/23)
4	three times
8	vs. New Mexico State (12/2/23)
10	vs. New Mexico State (12/2/23)
6	vs. New Mexico State (12/2/23)
2	vs. Utah State (1/16/24)
5	three times
33	vs. Pepperdine (11/24/23)

MW Career Highs

14	vs. Air Force (3/13/24) ^{MW}
6	vs. UNLV (2/10/24)
6	vs. Air Force (3/13/24) ^{MW}
9	three times
2	twice
3	four times
3	at UNLV (1/9/24)
3	at UNLV (1/9/24)
3	twice
2	vs. Utah State (1/16/24)
5	at UNLV (1/9/24)
23	twice

9.8 PPG | 4.0 RPG | 28.3 MPG | 2.5 SPG

2024-25 GAME-BY-GAME

Opponent	MP	FG-A	3G-A	FT-A	O-D-T	PF	A	TO	BS	ST	TP
Nicholls*	20	4-8	2-3	2-2	1-3-4	4	0	1	0	2	12
vs. UCLA*	30	1-7	0-3	1-2	2-3-5	2	2	3	0	5	3
A&M-Corpus Christi*	31	5-12	1-4	4-7	3-2-5	3	2	1	0	2	15
at St. John's*	32	3-10	1-2	2-3	0-2-2	5	2	1	0	1	9

* game started

SEASON NOTES

- Had 15 points vs. Texas A&M-Corpus Christi (Nov. 12)
- Tied career high with five steals vs. No. 22 UCLA (Nov. 8)
- Scored 12 points vs. Nicholls (Nov. 4)
- Had 17 points, six rebounds and four steals in the exhibition vs. UTEP (Oct. 28)

	2024-25	CAREER	STREAK
Double-Doubles	-	1	-
Double Figure Scoring	2	11	-
20-Point Games	-	1	-
10-Rebound Games	-	1	-

CAREER STATISTICS

Year	G-GS	Min-Avg.	FG-FGA	Pct.	3FG-3FGA	Pct.	FT-FTA	Pct.	Off-Def.	Reb-Avg.	PF-DQ	Ast	TO	Blk	Stl	Pts-Avg
2023-24	35-1	622-17.8	86-204	.422	20-71	.282	40-59	.678	29-86	115-3.3	63-0	44	37	8	49	232-6.6
Conf	18-0	275-15.3	33-91	.363	7-35	.200	12-19	.632	13-29	42-2.3	30-0	16	12	5	28	85-4.7
2024-25	4-4	113-28.3	13-37	.351	4-12	.333	9-14	.643	6-10	16-4.0	14-1	6	6	0	10	39-9.8
Conf	0-0															
CAREER	39-5	735-18.8	99-241	.411	24-83	.289	49-73	.671	35-96	131-3.4	77-1	50	43	8	59	271-6.9

Freshman | Guard | 6-2 | 190 | Beaumont, Texas | Beaumont United HS



Season Highs

Pts	18	vs. A&M-Corpus Christi (11/12/24)
Reb	1	three times
FG	6	vs. A&M-Corpus Christi (11/12/24)
FGA	7	vs. A&M-Corpus Christi (11/12/24)
3FG	3	vs. A&M-Corpus Christi (11/12/24)
3FGA	4	twice
FT	3	vs. A&M-Corpus Christi (11/12/24)
FTA	4	vs. A&M-Corpus Christi (11/12/24)
Ast	3	vs. A&M-Corpus Christi (11/12/24)
Blk	--	
Stl	2	vs. A&M-Corpus Christi (11/12/24)
Min	15	vs. A&M-Corpus Christi (11/12/24)

Career Highs

18	vs. A&M-Corpus Christi (11/12/24)
1	three times
6	vs. A&M-Corpus Christi (11/12/24)
7	vs. A&M-Corpus Christi (11/12/24)
3	vs. A&M-Corpus Christi (11/12/24)
4	twice
3	vs. A&M-Corpus Christi (11/12/24)
4	vs. A&M-Corpus Christi (11/12/24)
3	vs. A&M-Corpus Christi (11/12/24)
--	
2	vs. A&M-Corpus Christi (11/12/24)
15	vs. A&M-Corpus Christi (11/12/24)

MW Career Highs

--
--
--
--
--
--
--
--
--
--
--
--
--
--

5.3 PPG | 1.0 APG | 9.0 MPG | 40% 3FG

2024-25 GAME-BY-GAME

Opponent	MP	FG-A	3G-A	FT-A	O-D-T	PF	A	TO	BS	ST	TP
Nicholls	10	1-4	1-4	0-2	0-0-0	2	0	0	0	0	3
vs. UCLA	6	0-1	0-1	0-0	0-1-1	0	0	2	0	0	0
A&M-Corpus Christi	15	6-7	3-4	3-4	0-1-1	2	3	1	0	2	18
at St. John's	4	0-2	0-1	0-0	0-1-1	0	1	1	0	1	0

* game started


SEASON NOTES

- First career double figure game with 18 points (6-7 FG) vs, Texas A&M-Corpus Christi (Nov. 12)
- Scored first three career points vs. Nicholls in collegiate debut (Nov. 4)
- Had one point in the exhibition vs. UTEP (Oct. 28)

	2024-25	CAREER	STREAK
Double Figure Scoring	1	1	-

CAREER STATISTICS

Year	G-GS	Min-Avg.	FG-FGA	Pct.	3FG-3FGA	Pct.	FT-FTA	Pct.	Off-Def.	Reb-Avg.	PF-DQ	Ast	TO	Blk	Stl	Pts-Avg
2024-25	4-0	36-9.0	7-14	.500	4-10	.400	3-6	.500	0-3	3-0.8	4-0	4	4	0	3	21-5.3
Conf	0-0															
CAREER	4-0	36-9.0	7-14	.500	4-10	.400	3-6	.500	0-3	3-0.8	4-0	4	4	0	3	21-5.3



Season Highs

Pts	9	vs. A&M-Corpus Christi (11/12/24)
Reb	6	at St. John's (11/17/24)
FG	4	vs. A&M-Corpus Christi (11/12/24)
FGA	4	vs. A&M-Corpus Christi (11/12/24)
3FG	--	
3FGA	--	
FT	1	twice
FTA	3	vs. A&M-Corpus Christi (11/12/24)
Ast	2	twice
Blk	5	vs. A&M-Corpus Christi (11/12/24)
Stl	1	at St. John's (11/17/24)
Min	21	vs. A&M-Corpus Christi (11/12/24)

Career Highs

14	vs. Wyoming (12/30/23) ^{BYU}
11	twice
7	vs. Wyoming (12/30/23) ^{BYU}
10	vs. Wyoming (12/30/23) ^{BYU}
--	
1	four times
5	vs. Pepperdine (1/14/23) ^{BYU}
6	twice
3	vs. Southeastern Louisiana (11/15/23) ^{BYU}
5	vs. A&M-Corpus Christi (11/12/24)
3	at Pepperdine (2/9/23) ^{BYU}
26	at Pepperdine (2/12/22) ^{BYU}

MW Career Highs

--
--
--
--
--
--
--
--
--
--
--
--

3.5 PPG | 3.3 RPG | 10.0 MPG | 1.5 BPG

2024-25 GAME-BY-GAME

Opponent	MP	FG-A	3G-A	FT-A	O-D-T	PF	A	TO	BS	ST	TP
Nicholls	4	0-3	0-0	0-0	0-1-1	0	0	0	1	0	0
vs. UCLA	7	2-2	0-0	0-0	0-1-1	1	0	0	0	0	4
A&M-Corpus Christi	21	4-4	0-0	1-3	1-4-5	2	2	0	5	0	9
at St. John's	8	0-1	0-0	1-2	4-2-6	2	2	0	0	1	1

* game started

SEASON NOTES

- Had nine points (4-4 FG), five rebounds and a career-high five blocks vs. Texas A&M-Corpus Christi (Nov. 12)
- Scored first four points as a Lobo vs. No. 22 UCLA (Nov. 8)
- Had one rebound and one block vs. Nicholls in UNM debut (Nov. 4)
- Had four points and four rebounds in the exhibition vs. UTEP (Oct. 28)

	2024-25	CAREER	STREAK
Double Figure Scoring	-	7	-
Double Figure Rebounds	-	2	-

CAREER STATISTICS

Year	G-GS	Min-Avg.	FG-FGA	Pct.	3FG-3FGA	Pct.	FT-FTA	Pct.	Off-Def.	Reb-Avg.	PF-DQ	Ast	TO	Blk	Stl	Pts-Avg
2021-22 %	32-3	341-10.7	44-76	.579	0-0	.000	9-19	.474	39-55	94-2.9	67-2	9	21	24	1	97-3.0
Conf	15-0	185-12.3	29-48	.604	0-0	.000	2-8	.250	18-25	43-2.9	32-1	4	6	17	1	60-4.0
2022-23 %	33-1	479-14.5	45-88	.511	0-2	.000	35-51	.686	48-70	118-3.6	78-2	17	41	35	12	125-3.8
Conf	15-0	212-14.1	22-39	.564	0-1	.000	20-24	.833	17-26	43-2.9	36-1	9	19	10	6	64-4.3
2023-24 %	23-0	253-11.0	41-66	.621	0-2	.000	11-24	.458	26-41	67-2.9	57-2	7	21	12	7	93-4.0
Conf	11-0	78-7.1	10-16	.625	0-0	.000	5-12	.417	8-5	13-1.2	25-1	0	14	3	2	25-2.3
2024-25	4-0	40-10.0	6-10	.600	0-0	.000	2-5	.400	5-8	13-3.3	5-0	4	0	6	1	14-3.5
Conf	0-0															
CAREER	92-4	1110-12.1	136-240	.567	0-4	.000	57-99	.576	118-174	292-3.2	207-6	37	83	77	21	329-3.6

% at BYU



#7 IBRAHIMA SACKO

"E-bra-HE-ma SOCK-oh"

Sophomore | Forward | 6-6 | 230 | Conakry, Guinea | J. Addison School [Georgia Tech]



Season Highs

Pts	3	vs. A&M-Corpus Christi (11/12/24)
Reb	1	three times
FG	1	three times
FGA	1	three times
3FG	1	vs. A&M-Corpus Christi (11/12/24)
3FGA	1	vs. A&M-Corpus Christi (11/12/24)
FT	--	
FTA	1	vs. UCLA (11/8/24)
Ast	--	
Blk	--	
Stl	1	vs. A&M-Corpus Christi (11/12/24)
Min	14	vs. A&M-Corpus Christi (11/12/24)

Career Highs

13	at Notre Dame (2/14/24) ^{GT}
8	vs. UMass Lowell (11/14/23) ^{GT}
6	at Notre Dame (2/14/24) ^{GT}
8	at Notre Dame (2/14/24) ^{GT}
1	four times
3	at Cincinnati (11/22/23) ^{GT}
2	vs. Wake Forest (2/6/24) ^{GT}
2	four times
1	four times
1	four times
3	vs. UMass Lowell (11/14/23) ^{GT}
26	at Notre Dame (2/14/24) ^{GT}

MW Career Highs

--	
--	
--	
--	
--	
--	
--	
--	
--	
--	
--	
--	

2.3 PPG | 1.0 RPG | 11.0 MPG | 100% FG

2024-25 GAME-BY-GAME

Opponent	MP	FG-A	3G-A	FT-A	O-D-T	PF	A	TO	BS	ST	TP
Nicholls					-DNP-						
vs. UCLA	10	1-1	0-0	0-1	0-1-1	4	0	0	0	0	2
A&M-Corpus Christi	14	1-1	1-1	0-0	0-1-1	4	0	1	0	1	3
at St. John's	9	1-1	0-0	0-0	0-1-1	0	0	1	0	0	2

* game started

SEASON NOTES

- Had two points at St. John's (Nov. 17)
- Scored three points vs. Texas A&M-Corpus Christi (Nov. 12)
- Made Lobo debut vs. No. 22 UCLA, scoring two points (Nov. 8)
- Had four points and two rebounds in the exhibition vs. UTEP (Oct. 28)


	2024-25	CAREER	STREAK
Double Figure Scoring	-	1	-

CAREER STATISTICS

Year	G-GS	Min-Avg.	FG-FGA	Pct.	3FG-3FGA	Pct.	FT-FTA	Pct.	Off-Def.	Reb-Avg.	PF-DQ	Ast	TO	Blk	Stl	Pts-Avg
2023-24 %	20-3	227-11.4	18-38	.474	4-14	.286	3-10	.300	20-33	53-2.7	26-0	4	11	4	11	43-2.2
Conf	11-3	115-10.4	11-22	.500	2-7	.286	2-3	.667	8-15	23-2.1	11-0	2	3	3	4	26-2.4
2024-25	3-3	33-11.0	3-3	1.000	1-1	1.000	0-1	.000	0-3	3-1.0	8-0	0	2	0	1	7-2.3
Conf	0-0															
CAREER	23-3	261-11.3	21-41	.512	5-15	.333	3-11	.273	20-36	56-2.4	34-0	4	13	4	12	50-2.2

% at Georgia Tech

Sophomore | Forward | 6-9 | 220 | Belgrade, Serbia | KK Beko [Arizona]



Season Highs

Pts	6	vs. UCLA (11/8/24)
Reb	7	vs. Nicholls (11/4/24)
FG	2	twice
FGA	6	vs. Nicholls (11/4/24)
3FG	2	vs. UCLA (11/8/24)
3FGA	4	vs. Nicholls (11/4/24)
FT	--	
FTA	--	
Ast	3	vs. UCLA (11/8/24)
Blk	--	
Stl	--	
Min	24	vs. UCLA (11/8/24)

Career Highs

11	vs. Morgan State (11/6/23) ^{UA}
7	twice
4	vs. Morgan State (11/6/23) ^{UA}
9	vs. Morgan State (11/6/23) ^{UA}
2	vs. UCLA (11/8/24)
4	twice
4	twice
6	vs. Wisconsin (12/9/23) ^{UA}
3	three times
1	at Cal (12/29/23) ^{UA}
1	five times
19	vs. UCLA (11/8/24)

MW Career Highs

--	
--	
--	
--	
--	
--	
--	
--	
--	
--	
--	

2.8 PPG | 2.5 RPG | 16.5 MPG | 1.3 APG

2024-25 GAME-BY-GAME

Opponent	MP	FG-A	3G-A	FT-A	O-D-T	PF	A	TO	BS	ST	TP
Nicholls*	19	2-6	1-4	0-0	2-5-7	2	2	1	0	0	5
vs. UCLA*	24	2-2	2-2	0-0	0-2-2	3	3	1	0	0	6
A&M-Corpus Christi*	14	0-5	0-2	0-0	1-0-1	2	0	1	0	0	0
at St. John's*	9	0-0	0-0	0-0	0-0-0	0	0	1	0	0	0

* game started

SEASON NOTES

- Had six points (2-2 3FG) vs. No. 22 UCLA (Nov. 8)
- Had five points and matched a career high with seven rebounds in his UNM debut and first career start vs. Nicholls (Nov. 4)
- Had one point and five rebounds in the exhibition vs. UTEP (Oct. 28)

	2024-25	CAREER	STREAK
Double Figure Scoring	-	1	-

CAREER STATISTICS

Year	G-GS	Min-Avg.	FG-FGA	Pct.	3FG-3FGA	Pct.	FT-FTA	Pct.	Off-Def.	Reb-Avg.	PF-DQ	Ast	TO	Blk	Stl	Pts-Avg
2022-23 %	14-0	54-3.9	7-13	.538	2-4	.500	2-3	.667	3-9	12-0.9	8-0	6	5	0	1	18-1.3
Conf	6-0	18-3.0	3-5	.600	1-1	1.000	1-2	.500	1-0	1-0.2	1-0	3	0	0	1	8-1.3
2023-24 %	20-0	111-5.6	16-39	.410	0-12	.000	13-15	.867	12-20	32-1.6	10-0	16	10	1	4	45-2.3
Conf	12-0	50-4.2	7-18	.389	0-5	.000	2-2	1.000	5-8	13-1.1	4-0	13	7	1	2	16-1.3
2024-25	4-4	66-16.5	4-13	.308	3-8	.375	0-0	.000	3-7	10-2.5	7-0	5	4	0	0	11-2.8
Conf	0-0															
CAREER	38-4	230-6.1	27-65	.415	5-24	.208	15-18	.833	18-36	54-1.4	25-0	27	19	1	5	74-1.9

% at Arizona



#11

QUINTON WEBB

R-Sophomore | Guard | 6-6 | 205 | San Bernardino, CA | Etiwanda



Season Highs

Pts	--
Reb	1 vs. A&M-Corpus Christi (11/12/24)
FG	--
FGA	1 vs. UCLA (11/8/24)
3FG	--
3FGA	1 vs. UCLA (11/8/24)
FT	--
FTA	--
Ast	--
Blk	--
Stl	--
Min	4 vs. A&M-Corpus Christi (11/12/24)

Career Highs

7	twice
4	vs. Texas Southern (11/6/23)
3	twice
6	vs. New Mexico State (12/2/23)
1	five times
4	vs. New Mexico State (12/2/23)
1	vs. Texas Southern (11/6/23)
2	twice
1	vs. Toledo (11/21/23)
2	vs. Air Force (3/13/24) ^{MW}
2	four times
19	twice

MW Career Highs

2	twice
1	twice
1	twice
1	three times
--	
--	
--	
--	
2	vs. Air Force (3/13/24) ^{MW}
1	at Utah State (3/9/24)
6	vs. Fresno State (3/6/24)

0.0 PPG | 0.3 RPG | 2.3 MPG |

2024-25 GAME-BY-GAME

Opponent	MP	FG-A	3G-A	FT-A	O-D-T	PF	A	TO	BS	ST	TP
Nicholls	1	0-0	0-0	0-0	0-0-0	0	0	0	0	0	0
vs. UCLA	2	0-1	0-1	0-0	0-0-0	0	0	0	0	0	0
A&M-Corpus Christi at St. John's	4	0-0	0-0	0-0	0-1-1 -DNP-	0	0	1	0	0	0

* game started

SEASON NOTES

- Scored two points in the exhibition vs. UTEP (Oct. 28)

	2024-25	CAREER	STREAK
Double Figure Scoring	-	-	-

CAREER STATISTICS

Year	G-GS	Min-Avg.	FG-FGA	Pct.	3FG-3FGA	Pct.	FT-FTA	Pct.	Off-Def.	Reb-Avg.	PF-DQ	Ast	TO	Blk	Stl	Pts-Avg
2022-23																
Conf	--															
2023-24	19-0	170-8.9	16-32	.500	5-17	.294	1-4	.250	7-20	27-1.4	25-0	1	6	3	11	38-2.0
Conf	4-0	16-4.0	1-2	.500	0-0	.000	0-0	.000	1-0	1-0.3	1-0	0	0	0	1	2-0.5
2024-25	3-0	7-2.3	0-1	.000	0-1	.000	0-0	.000	0-1	1-0.3	0-0	0	1	0	0	0-0.0
Conf	0-0															
CAREER	22-0	177-8.0	16-33	.485	5-18	.278	1-4	.250	7-21	28-1.3	25-0	1	7	3	11	38-1.7

#13

#13 DANIEL THOMAS

Freshman | Forward | 6-8 | 225 | Dallas, Texas | Dallas Carter HS



Season Highs

Pts	--
Reb	--
FG	--
FGA	--
3FG	--
3FGA	--
FT	--
FTA	--
Ast	--
Blk	--
Stl	--
Min	--

Career Highs

11
 12
 13
 14
 15
 16
 17
 18
 19
 20
 21
 22
 23
 24
 25
 26
 27
 28
 29
 30
 31
 32
 33
 34
 35
 36
 37
 38
 39
 40
 41
 42
 43
 44
 45
 46
 47
 48
 49
 50
 51
 52
 53
 54
 55
 56
 57
 58
 59
 60
 61
 62
 63
 64
 65
 66
 67
 68
 69
 70
 71
 72
 73
 74
 75
 76
 77
 78
 79
 80
 81
 82
 83
 84
 85
 86
 87
 88
 89
 90
 91
 92
 93
 94
 95
 96
 97
 98
 99
 100
 101
 102
 103
 104
 105
 106
 107
 108
 109
 110
 111
 112
 113
 114
 115
 116
 117
 118
 119
 120
 121
 122
 123
 124
 125
 126
 127
 128
 129
 130
 131
 132
 133
 134
 135
 136
 137
 138
 139
 140
 141
 142
 143
 144
 145
 146
 147
 148
 149
 150
 151
 152
 153
 154
 155
 156
 157
 158
 159
 160
 161
 162
 163
 164
 165
 166
 167
 168
 169
 170
 171
 172
 173
 174
 175
 176
 177
 178
 179
 180
 181
 182
 183
 184
 185
 186
 187
 188
 189
 190
 191
 192
 193
 194
 195
 196
 197
 198
 199
 200
 201
 202
 203
 204
 205
 206
 207
 208
 209
 210
 211
 212
 213
 214
 215
 216
 217
 218
 219
 220
 221
 222
 223
 224
 225
 226
 227
 228
 229
 230
 231
 232
 233
 234
 235
 236
 237
 238
 239
 240
 241
 242
 243
 244
 245
 246
 247
 248
 249
 250
 251
 252
 253
 254
 255
 256
 257
 258
 259
 260
 261
 262
 263
 264
 265
 266
 267
 268
 269
 270
 271
 272
 273
 274
 275
 276
 277
 278
 279
 280
 281
 282
 283
 284
 285
 286
 287
 288
 289
 290
 291
 292
 293
 294
 295
 296
 297
 298
 299
 300
 301
 302
 303
 304
 305
 306
 307
 308
 309
 310
 311
 312
 313
 314
 315
 316
 317
 318
 319
 320
 321
 322
 323
 324
 325
 326
 327
 328
 329
 330
 331
 332
 333
 334
 335
 336
 337
 338
 339
 340
 341
 342
 343
 344
 345
 346
 347
 348
 349
 350
 351
 352
 353
 354
 355
 356
 357
 358
 359
 360
 361
 362
 363
 364
 365
 366
 367
 368
 369
 370
 371
 372
 373
 374
 375
 376
 377
 378
 379
 380
 381
 382
 383
 384
 385
 386
 387
 388
 389
 390
 391
 392
 393
 394
 395
 396
 397
 398
 399
 400
 401
 402
 403
 404
 405
 406
 407
 408
 409
 410
 411
 412
 413
 414
 415
 416
 417
 418
 419
 420
 421
 422
 423
 424
 425
 426
 427
 428
 429
 430
 431
 432
 433
 434
 435
 436
 437
 438
 439
 440
 441
 442
 443
 444
 445
 446
 447
 448
 449
 450
 451
 452
 453
 454
 455
 456
 457
 458
 459
 460
 461
 462
 463
 464
 465
 466
 467
 468
 469
 470
 471
 472
 473
 474
 475
 476
 477
 478
 479
 480
 481
 482
 483
 484
 485
 486
 487
 488
 489
 490
 491
 492
 493
 494
 495
 496
 497
 498
 499
 500
 501
 502
 503
 504
 505
 506
 507
 508
 509
 510
 511
 512
 513
 514
 515
 516
 517
 518
 519
 520
 521
 522
 523
 524
 525
 526
 527
 528
 529
 530
 531
 532
 533

MW Career Highs

[illegible]

-- PPG | -- APG | -- MPG | -- SPG

2024-25 GAME-BY-GAME

Opponent	MP	FG-A	3G-A	FT-A	O-D-T	PF	A	TO	BS	ST	TP
Nicholls					-DNP-						
vs. UCLA					-DNP-						
A&M-Corpus Christi					-DNP-						
at St. John's					-DNP-						

* game started

SEASON NOTES

•

	2024-25	CAREER	STREAK
Double Figure Scoring	-	-	-

CAREER STATISTICS

[illegible]

Senior | Forward | 6-9 | 215 | Helsinki, Finland | HBA-Marsky [Dayton]



Season Highs

Pts	16	at St. John's (11/17/24)
Reb	13	vs. Nicholls (11/4/24)
FG	6	at St. John's (11/17/24)
FGA	15	vs. Nicholls (11/4/24)
3FG	4	at St. John's (11/17/24)
3FGA	9	vs. Nicholls (11/4/24)
FT	5	vs. A&M-Corpus Christi (11/12/24)
FTA	6	vs. A&M-Corpus Christi (11/12/24)
Ast	3	at St. John's (11/17/24)
Blk	2	three times
Stl	2	vs. A&M-Corpus Christi (11/12/24)
Min	34	at St. John's (11/17/24)

Career Highs

22	vs. La Salle (12/30/20) ^{UD}
13	vs. Nicholls (11/4/24)
9	vs. La Salle (12/30/20) ^{UD}
15	vs. Nicholls (11/4/24)
4	twice
9	twice
8	vs. Southeastern Louisiana (12/3/22) ^{UD}
10	twice
8	vs. Alcorn State (12/20/22) ^{UD}
3	vs. Boise State (3/14/24)
3	twice
42	at Rhode Island (2/16/21) ^{UD}

MW Career Highs

18	at Utah State (3/9/24)
11	at San Diego State (2/16/24)
6	twice
11	at Wyoming (2/6/24)
3	three times
9	at Wyoming (2/6/24)
6	at UNLV (1/9/24)
7	at UNLV (1/9/24)
4	vs. UNLV (2/10/24)
3	vs. Boise State (3/14/24) ^{MWIT}
2	three times
32	at Utah State (3/9/24)

12.3 PPG | 7.0 RPG | 30.0 MPG | 1.8 BPG

2024-25 GAME-BY-GAME

Opponent	MP	FG-A	3G-A	FT-A	O-D-T	PF	A	TO	BS	ST	TP
Nicholls*	32	5-15	1-9	2-2	5-8-13	3	2	0	2	0	13
vs. UCLA*	28	3-7	2-4	0-0	0-4-4	4	0	3	2	0	8
A&M-Corpus Christi*	27	3-9	1-5	5-6	2-5-7	3	2	4	2	2	12
at St. John's	34	6-14	4-7	0-0	0-4-4	2	3	0	1	1	16

* game started

SEASON NOTES

- Tri-Captain
- Team-high 16 points (tied career high with four 3-pointers) at No. 22 St. John's
- Had 12 points and seven rebounds vs. Texas A&M-Corpus Christi (Nov. 12)
- Scored eight points vs. No. 22 UCLA (Nov. 8)
- Had 13 points and a career-high 13 rebounds vs. Nicholls (Nov. 4)
- Had six points and 11 rebounds in the exhibition vs. UTEP (Oct. 28)

	2024-25	CAREER	STREAK
Double-Doubles	1	4	-
Double Figure Scoring	3	53	2
20-Point Games	-	2	-
10-Rebound Games	1	5	-

CAREER STATISTICS

Year	G-GS	Min-Avg.	FG-FGA	Pct.	3FG-3FGA	Pct.	FT-FTA	Pct.	Off-Def.	Reb-Avg.	PF-DQ	Ast	TO	Blk	Stl	Pts-Avg
2020-21 %	19-15	569-29.9	68-137	.496	26-68	.382	26-34	.765	24-83	107-5.6	45-1	24	31	8	13	188-9.9
Conf	16-14	481-30.1	57-117	.487	24-59	.407	22-29	.759	21-69	90-5.6	35-1	21	26	8	11	160-10.0
2021-22 %	35-1	693-19.8	65-163	.399	28-95	.295	37-51	.725	41-101	142-4.1	57-0	26	37	7	7	195-5.6
Conf	18-1	375-20.8	37-87	.425	14-44	.318	16-24	.667	23-49	72-4.0	27-0	15	16	5	3	104-5.8
2022-23 %	34-19	1006-29.6	103-233	.442	45-123	.366	66-83	.795	40-124	164-4.8	61-0	59	46	10	8	317-9.3
Conf	18-10	513-28.5	55-123	.447	21-54	.389	15-22	.682	15-67	82-4.6	32-0	28	19	9	6	146-8.1
2023-24	35-2	657-18.8	77-191	.403	28-96	.292	54-70	.771	36-85	121-3.5	75-0	23	25	9	20	236-6.7
Conf	18-0	383-21.3	53-113	.469	23-59	.390	33-39	.846	28-52	80-4.4	38-0	15	16	3	9	162-9.0
2024-25	4-4	120-30.0	17-45	.378	8-25	.320	7-8	.875	7-21	28-7.0	12-0	7	7	7	3	49-12.3
Conf	0-0															
CAREER	127-41	3042-24.0	330-769	.429	135-407	.332	190-246	.772	148-414	562-4.4	250-1	139	146	41	51	985-7.8

% at Dayton



Season Highs

Pts	28	vs. Nicholls (11/4/24)
Reb	16	vs. Nicholls (11/4/24)
FG	9	vs. Nicholls (11/4/24)
FGA	15	vs. Nicholls (11/4/24)
3FG	--	
3FGA	--	
FT	10	vs. Nicholls (11/4/24)
FTA	12	vs. Nicholls (11/4/24)
Ast	2	twice
Blk	3	vs. Nicholls (11/4/24)
Stl	2	three times
Min	36	vs. Nicholls (11/4/24)

Career Highs

28	twice
17	vs. Manhattan (2/17/23) ^{Iona}
11	three times
16	vs. Marist (3/2/23) ^{Iona}
1	vs. North Alabama (11/20/21) ^{Iona}
1	nine times
10	three times
14	three times
5	twice
6	twice
5	at New Mexico State (12/15/23)
39	vs. Marist (3/11/23) ^{Iona}

MW Career Highs

26	vs. Utah State (1/16/24)
13	at Nevada (2/13/24)
11	vs. Utah State (1/16/24)
12	vs. Utah State (1/16/24)
--	
--	
6	at San Jose State (1/24/24)
10	at San Jose State (1/24/24)
3	at Colorado State (1/2/24)
5	twice
4	at San Jose State (1/24/24)
37	at Boise State (3/2/24)

17.5 PPG | 10.3 RPG | 29.3 MPG | 2.0 BPG

2024-25 GAME-BY-GAME

Opponent	MP	FG-A	3G-A	FT-A	O-D-T	PF	A	TO	BS	ST	TP
Nicholls*	36	9-15	0-0	10-12	6-10-16	2	2	3	3	2	28
vs. UCLA*	33	5-9	0-0	6-8	4-8-12	3	0	4	1	2	16
A&M-Corpus Christi*	16	5-6	0-0	0-3	3-6-9	4	2	1	2	2	10
at St. John's*	32	8-11	0-0	0-6	3-1-4	2	1	3	2	1	16

* game started

SEASON NOTES

- Preseason All-Mountain West
- Mountain West Player of the Week (Nov. 11) after the wins over Nicholls and No. 22 UCLA
- Had 16 points (8-11 FG) at No. 22 St. John's (Nov. 17)
- Had 10 points (5-6 FG) and nine rebounds vs. Texas A&M-Corpus Christi (Nov. 12)
- Double-double with 16 points and 12 rebounds vs. No. 22 UCLA (Nov. 8)
- Matched a career high with 28 points to go with 16 rebounds vs. Nicholls (Nov. 4)
- Had seven points and 16 rebounds in the exhibition vs. UTEP (Oct. 28)

	2024-25	CAREER	STREAK
Double-Doubles	2	45	-
Double Figure Scoring	4	87	5
20-Point Games	1	10	-
10-Rebound Games	2	51	-

CAREER STATISTICS

Year	G-GS	Min-Avg.	FG-FGA	Pct.	3FG-3FGA	Pct.	FT-FTA	Pct.	Off-Def.	Reb-Avg.	PF-DQ	Ast	TO	Blk	Stl	Pts-Avg
2020-21 %	18-16	499-27.7	81-136	.596	0-1	.000	37-58	.638	51-84	135-7.5	60-4	24	41	29	11	199-11.1
Conf	9-9	232-25.8	44-70	.629	0-1	.000	20-31	.645	23-36	59-6.6	34-3	8	25	14	3	108-12.0
2021-22 %	33-32	939-28.5	160-292	.548	1-3	.333	109-166	.657	108-164	272-8.2	76-0	49	69	62	36	430-13.0
Conf	20-19	540-27.0	92-160	.575	0-2	.000	58-92	.630	60-97	157-7.9	42-0	28	43	36	24	242-12.1
2022-23 %	35-34	1112-31.8	192-349	.550	0-5	.000	136-218	.624	124-202	326-9.3	96-2	39	66	52	42	520-14.9
Conf	20-20	633-31.7	104-200	.520	0-4	.000	90-147	.612	79-130	209-10.5	51-2	21	41	27	22	298-14.9
2023-24	36-36	944-26.2	127-231	.550	0-0	.000	67-128	.523	104-190	294-8.2	100-1	37	54	49	38	321-8.9
Conf	18-18	484-26.9	68-113	.602	0-0	.000	32-58	.552	52-96	148-8.2	52-1	18	25	28	19	168-9.3
2024-25	4-4	117-29.3	27-41	.659	0-0	.000	16-29	.552	16-25	41-10.3	11-0	5	11	8	7	70-17.5
Conf	0-0															
CAREER	126-122	3612-28.7	587-1049	.560	1-9	.111	365-599	.609	403-665	1068-8.5	343-7	154	241	200	134	1540-12.2

% at Iona



#24 JOVAN MILICEVIC

"YO-vahn mill-LEECH-ah-vich"

Freshman | Forward | 6-10 | 240 | Toronto, Ont. | Dream City Christian



Season Highs

Pts	2	vs. Nicholls (11/4/24)
Reb	1	vs. Nicholls (11/4/24)
FG	--	
FGA	1	vs. Nicholls (11/4/24)
3FG	--	
3FGA	1	vs. Nicholls (11/4/24)
FT	2	vs. Nicholls (11/4/24)
FTA	4	vs. Nicholls (11/4/24)
Ast	--	
Blk	--	
Stl	1	vs. Nicholls (11/4/24)
Min	8	vs. Nicholls (11/4/24)

Career Highs

2	vs. Nicholls (11/4/24)
1	vs. Nicholls (11/4/24)
--	
1	vs. Nicholls (11/4/24)
--	
1	vs. Nicholls (11/4/24)
2	vs. Nicholls (11/4/24)
4	vs. Nicholls (11/4/24)
--	
--	
1	vs. Nicholls (11/4/24)
8	vs. Nicholls (11/4/24)

MW Career Highs

--	
--	
--	
--	
--	
--	
--	
--	
--	
--	
--	
--	

0.7 PPG | 0.3 RPG | 4.0 MPG | 0.3 SPG

2024-25 GAME-BY-GAME

Opponent	MP	FG-A	3G-A	FT-A	O-D-T	PF	A	TO	BS	ST	TP
Nicholls	8	0-1	0-1	2-4	0-1-1	1	0	0	0	1	2
vs. UCLA	2	0-0	0-0	0-0	0-0-0	2	0	0	0	0	0
A&M-Corpus Christi at St. John's	2	0-0	0-0	0-0	0-0-0 -DNP-	1	0	0	0	0	0

* game started

SEASON NOTES

- Scored two points in his collegiate debut vs. Nicholls (Nov. 4)
- Had seven points and three rebounds in the exhibition vs. UTEP (Oct. 28)

	2024-25	CAREER	STREAK
Double Figure Scoring	-	-	-

CAREER STATISTICS

Year	G-GS	Min-Avg.	FG-FGA	Pct.	3FG-3FGA	Pct.	FT-FTA	Pct.	Off-Def.	Reb-Avg.	PF-DQ	Ast	TO	Blk	Stl	Pts-Avg
2024-25	3-0	12-4.0	0-1	.000	0-1	.000	2-4	.500	0-1	1-0.3	4-0	0	0	0	1	2-0.7
Conf	0-0															
CAREER	3-0	12-4.0	0-1	.000	0-1	.000	2-4	.500	0-1	1-0.3	4-0	0	0	0	1	2-0.7



2024-25 New Mexico Men's Basketball
Extended Season Box Score
All games

Game Records

Record	Overall	Home	Away	Neutral
ALL GAMES	3-1	2-0	0-1	1-0
CONFERENCE	0-0	0-0	0-0	0-0
NON-CONFERENCE	3-1	2-0	0-1	1-0

Team Box Score Extended

No.	Player	Total			3-Point			F-Throw			Rebounds			PF			A/G			TO/G			A/TO BLK/G/STL			STL/G			PTS			AVG		
		GP-GS	MIN	AVG	FG-FGA	FG%	3FG-3FGA	3FG%	FT-FTA	FT%	OFF	DEF	TOT	AVG	DQ	A	A/G	TO	TO/G	A/TO	BLK/G	STL	STL/G	PTS	AVG									
23	JOSEPH, Nelly	4-4	117:04	29.3	27-41	.659	0-0	.000	16-29	.552	16	25	41	10.3	11	0	5	1.25	11	2.75	0.45	8	2.00	7	1.75	70	17.5							
2	DENT, Donovan	4-4	138:57	34.7	25-46	.543	2-6	.333	17-27	.630	1	3	4	1.0	5	0	35	8.75	13	3.25	2.69	2	0.50	8	2.00	69	17.3							
22	AMZIL, Mustapha	4-4	119:56	30.0	17-45	.378	8-25	.320	7-8	.875	7	21	28	7.0	12	0	7	1.75	7	1.75	1.00	7	1.75	3	0.75	49	12.3							
0	NOLAND, CJ	4-0	85:21	21.3	12-38	.316	5-21	.238	14-18	.778	6	5	11	2.8	16	2	6	1.50	6	1.50	1.00	4	1.00	10	2.50	43	10.8							
3	WASHINGTON, Tru	4-4	112:46	28.2	13-37	.351	4-12	.333	9-14	.643	6	10	16	4.0	14	1	6	1.50	6	1.50	1.00	0	0.00	10	2.50	39	9.8							
4	DOTSON, Kayde	4-0	36:10	9.0	7-14	.500	4-10	.400	3-6	.500	0	3	3	0.8	4	0	4	1.00	4	1.00	0.00	0	0.00	3	0.75	21	5.3							
6	ALLY ATIKI, Atiki	4-0	39:52	10.0	6-10	.600	0-0	.000	2-5	.400	5	8	13	3.3	5	0	4	1.00	0	0.00	4.00	6	1.50	1	0.25	14	3.5							
8	BOROVICANIN, Filip	4-4	66:08	16.5	4-13	.308	3-8	.375	0-0	.000	3	7	10	2.5	7	0	5	1.25	4	1.00	1.25	0	0.00	0	0.00	11	2.8							
7	SACKO, Ibrahima	3-0	33:29	11.2	3-3	1.000	1-1	1.000	0-1	.000	0	3	3	1.0	8	0	0	0.00	2	0.67	0.00	0	0.00	1	0.33	7	2.3							
1	APPELHANS, Braden	4-0	30:36	7.7	3-7	.429	3-7	.429	0-0	.000	1	3	4	1.0	1	0	1	0.25	0	0.00	1.00	0	0.00	2	0.50	9	2.3							
24	MILICEVIC, Jovan	3-0	12:16	4.1	0-1	.000	0-1	.000	2-4	.500	0	1	1	0.3	4	0	0	0.00	0	0.00	0.00	0	0.00	1	0.33	2	0.7							
11	WEBB, Quinton	3-0	07:24	2.5	0-1	.000	0-1	.000	0-0	.000	0	1	1	0.3	0	0	0	0.00	1	0.33	0.00	0	0.00	0	0.00	0	0.0							
Total		4	800		117-256	.457	30-92	.326	70-112	.625	53	100	153	38.3	87	3	73	18.25	57	14.25	1.28	27	6.75	46	11.50	334	83.5							
Opponents		4	800		113-250	.452	29-94	.309	59-98	.602	59	112	171	42.8	91	2	71	17.75	76	19.00	0.93	15	3.75	31	7.75	314	78.5							

Score by Periods

Team	1st	2nd	OT	TOT
New Mexico	167	167	0	334
Opponents	147	167	0	314



2024-25 New Mexico Men's Basketball
Team Game-by-Game
All games

				Total		3-Pointers		Free throws		Rebounds											
Opponent	Date	Score		FG-FGA	PCT	3FG-3FGA	PCT	FT-FTA	PCT	OFF	DEF	TOT	AVG	PF	A	TO	BLK	STL	PTS	AVG	
Nicholls	11/04/2024	91-84	W	31-81	.383	7-36	.194	22-32	.688	18	32	50	50.0	16	18	8	10	10	91	91.0	
vs UCLA	11/08/2024	72-64	W	25-49	.510	6-15	.400	16-23	.696	8	26	34	42.0	26	14	24	3	12	72	81.5	
A&M-Corpus Christi at St. John's (NY)	11/12/2024	100-81	W	33-62	.532	9-23	.391	25-39	.641	11	26	37	40.3	28	22	14	9	15	100	87.7	
	11/17/2024	71-85	L	28-64	.438	8-18	.444	7-18	.389	16	16	32	38.3	17	19	11	5	9	71	83.5	
Total		334		117-256	.457	30-92	.326	70-112	.625	53	100	153	38.3	87	73	57	27	46	334	83.5	
Opponents		314		113-250	.452	29-94	.309	59-98	.602	59	112	171	42.8	91	71	76	15	31	314	78.5	

New Mexico Averages

Games Played	Points/ game	FG Pct	3FG Pct	FT Pct	Rebounds/ game	Assists/ game	Turnovers/ game	Assist/Turnover ratio	Steals/ game	Blocks/ game
4	83.5	45.7	32.6	62.5	38.3	18.3	14.3	1.3	11.5	6.8



2024-25 New Mexico Men's Basketball
Opponents Game-by-Game
All games

Page 1/1
as of Nov 17, 2024

				Total		3-Pointers		Free throws		Rebounds											
Opponent	Date	Score		FG-FGA	PCT	3FG-3FGA	PCT	FT-FTA	PCT	OFF	DEF	TOT	AVG	PF	A	TO	BLK	STL	PTS	AVG	
Nicholls	11/04/2024	91-84	W	30-72	.417	15-37	.405	9-16	.563	14	35	49	49.0	24	18	17	4	4	84	84.0	
vs UCLA	11/08/2024	72-64	W	20-55	.364	5-23	.217	19-27	.704	14	20	34	41.5	24	13	21	3	12	64	74.0	
A&M-Corpus Christi	11/12/2024	100-81	W	29-55	.527	5-16	.313	18-35	.514	9	30	39	40.7	26	20	22	4	7	81	76.3	
at St. John's (NY)	11/17/2024	71-85	L	34-68	.500	4-18	.222	13-20	.650	22	27	49	42.8	17	20	16	4	8	85	78.5	
Total		314		113-250	.452	29-94	.309	59-98	.602	59	112	171	42.8	91	71	76	15	31	314	78.5	
New Mexico		334		117-256	.457	30-92	.326	70-112	.625	53	100	153	38.3	87	73	57	27	46	334	83.5	

Opponents Averages

Games Played	Points/ game	FG Pct	3FG Pct	FT Pct	Rebounds/ game	Assists/ game	Turnovers/ game	Assist/Turnover ratio	Steals/ game	Blocks/ game
4	78.5	45.2	30.9	60.2	42.8	17.8	19.0	0.9	7.8	3.8



2024-25 New Mexico Men's Basketball
Points-rebounds-assists
All games

Opponent	Date	Score	0	1	2	3	4	6	7	8	11	22	23		
Nicholls	11/04/2024	91-84	W	NOLAND,CJ	APPELHANS,	DENT,DONOV	WASHINGTON	DOTSON,KAY	ALLY ATIKI	SACKO,IBRA	BOROVICANI	WEBB,QUINT	AMZIL,MUST	JOSEPH,NEL	
vs UCLA	11/08/2024	72-64	W	10-3-1	3-0-0	15-0-11	12-4-0	3-0-0	0-1-0	DNP	5-7-2	0-0-0	13-13-2	28-16-2	
A&M-Corpus Christi	11/12/2024	100-81	W	13-1-1	3-1-0	17-1-8	3-5-2	0-1-0	4-1-0	2-1-0	6-2-3	0-0-0	8-4-0	16-12-0	
at St. John's (NY)	11/17/2024	71-85	L	5-3-1	3-2-0	25-0-10	15-5-2	18-1-3	9-5-2	3-1-0	0-1-0	0-1-0	12-7-2	10-9-2	
				15-4-3	0-1-1	12-3-6	9-2-2	0-1-1	1-6-2	2-1-0	0-0-0	DNP	16-4-3	16-4-1	
Opponent	Date	Score	24												
Nicholls	11/04/2024	91-84	W	MILICEVIC,											
vs UCLA	11/08/2024	72-64	W	2-1-0											
A&M-Corpus Christi	11/12/2024	100-81	W	0-0-0											
at St. John's (NY)	11/17/2024	71-85	L	DNP											



2024-25 New Mexico Men's Basketball
Combined Team Statistics
All games

Page 1/1
as of Nov 17, 2024

Game Records

Record	Overall	Home	Away	Neutral
ALL GAMES	3-1	2-0	0-1	1-0
CONFERENCE	0-0	0-0	0-0	0-0
NON-CONFERENCE	3-1	2-0	0-1	1-0

Score by Periods

Team	1st	2nd	OT	TOT
New Mexico	167	167	0	334
Opponents	147	167	0	314

Team Box Score

No.	Player				Total		3-Point		F-Throw		Rebounds													
		GP-GS	MIN	AVG	FG-FGA	FG%	3FG-3FGA	3FG%	FT-FTA	FT%	OFF	DEF	TOT	AVG	PF	DQ	A	TO	BLK	STL	PTS	AVG		
23	JOSEPH, Nelly	4-4	117:04	29.3	27-41	.659	0-0	.000	16-29	.552	16	25	41	10.3	11	0	5	11	8	7	70	17.5		
2	DENT, Donovan	4-4	138:57	34.7	25-46	.543	2-6	.333	17-27	.630	1	3	4	1.0	5	0	35	13	2	8	69	17.3		
22	AMZIL, Mustapha	4-4	119:56	30.0	17-45	.378	8-25	.320	7-8	.875	7	21	28	7.0	12	0	7	7	7	3	49	12.3		
0	NOLAND, CJ	4-0	85:21	21.3	12-38	.316	5-21	.238	14-18	.778	6	5	11	2.8	16	2	6	6	4	10	43	10.8		
3	WASHINGTON, Tru	4-4	112:46	28.2	13-37	.351	4-12	.333	9-14	.643	6	10	16	4.0	14	1	6	6	0	10	39	9.8		
4	DOTSON, Kayde	4-0	36:10	9.0	7-14	.500	4-10	.400	3-6	.500	0	3	3	0.8	4	0	4	4	0	3	21	5.3		
6	ALLY ATIKI, Atiki	4-0	39:52	10.0	6-10	.600	0-0	.000	2-5	.400	5	8	13	3.3	5	0	4	0	6	1	14	3.5		
8	BOROVICANIN, Filip	4-4	66:08	16.5	4-13	.308	3-8	.375	0-0	.000	3	7	10	2.5	7	0	5	4	0	0	11	2.8		
7	SACKO, Ibrahima	3-0	33:29	11.2	3-3	1.000	1-1	1.000	0-1	.000	0	3	3	1.0	8	0	0	2	0	1	7	2.3		
1	APPELHANS, Braden	4-0	30:36	7.7	3-7	.429	3-7	.429	0-0	.000	1	3	4	1.0	1	0	1	0	0	2	9	2.3		
24	MILICEVIC, Jovan	3-0	12:16	4.1	0-1	.000	0-1	.000	2-4	.500	0	1	1	0.3	4	0	0	0	0	1	2	0.7		
11	WEBB, Quinton	3-0	07:24	2.5	0-1	.000	0-1	.000	0-0	.000	0	1	1	0.3	0	0	0	1	0	0	0	0.0		
Team											8	10	18					3						
Total		4	800		117-256	.457	30-92	.326	70-112	.625	53	100	153	38.3	87	3	73	57	27	46	334	83.5		
Opponents		4	800		113-250	.452	29-94	.309	59-98	.602	59	112	171	42.8	91	2	71	76	15	31	314	78.5		

Team Statistics

	UNM	OPP
Scoring		
Points per game	83.5	78.5
Scoring margin	+5.0	-
Field goals-att		
Field goal pct	.457	.452
3 point fg-att		
3-point FG pct	.326	.309
3-pt FG made per game	7.5	7.3
Free throws-att		
Free throw pct	.625	.602
F-Throws made per game	17.5	14.8
Rebounds		
Rebounds per game	38.3	42.8
Rebounding margin	-4.5	-
Assists		
Assists per game	18.3	17.8
Turnovers		
Turnovers per game	14.3	19.0
Turnover margin	+4.8	-
Assist/turnover ratio	1.3	0.9
Steals		
Steals per game	11.5	7.8
Blocks		
Blocks per game	6.8	3.8
Winning streak		
Home win streak	2	-
Attendance		
Home games-Avg/Game	2-10885	1-12310
Neutral site-Avg/Game	-	1-1497

Team Results

Date	Opponent		Score	Att.
11/04/2024	Nicholls	W	91-84	10609
11/08/2024	vs UCLA	W	72-64	1497
11/12/2024	A&M-Corpus Christi	W	100-81	11160
11/17/2024	at St. John's (NY)	L	71-85	12310