



# NEW MEXICO LOBOS

## 2024-25 MEN'S BASKETBALL

X @UNMLoboMBB | #GoLobos | GoLobos.com

### SCHEDULE/RESULTS

OCTOBER  
28 UTEP (ex) W, 74-70

NOVEMBER  
4 NICHOLLS W, 91-84  
8 vs. #22 UCLA ^ W, 72-64  
12 A&M-CORPUS CHRISTI W, 100-81  
17 at #22 St. John's # FS1 10:00a  
21 GRAMBLING STATE MWN 7:00  
24 TEXAS SOUTHERN MWN 6:00  
28 vs. Arizona State @ TruTV 9:30  
29 vs. USC/Saint Mary's @ TruTV 7:30/10

DECEMBER  
4 SAN JOSE STATE \* MWN 7:00  
7 NEW MEXICO STATE MWN 7:00  
14 WESTERN NEW MEXICO MWN 2:00  
18 VCU MWN 7:00  
28 at Colorado State \* MWN 2:00  
31 at Fresno State \* MWN 6:00

JANUARY  
3 NEVADA \* FS1 9:00  
7 at Wyoming \* CBSSN 8:00  
11 SAN DIEGO STATE \* CBS 1/2p  
14 at San Jose State \* MWN TBA  
17 BOISE STATE \* FS1 9:00  
20 FRESNO STATE \* CBSSN 3:00  
25 at UNLV \* FOX 1:00

FEBRUARY  
1 at Utah State \* FS1 7:30  
5 COLORADO STATE \* FS1 8:30  
8 at Air Force \* MWN/Altitude 2:00  
12 WYOMING \* FS1 8:00  
16 UTAH STATE \* CBSSN 2:00  
19 at Boise State \* CBSSN 8:00  
25 at San Diego State \* FS1 9:00

MARCH  
1 AIR FORCE \* MWN 2:00  
4 at Nevada \* CBSSN 7:00  
7 UNLV \* CBSSN 8:00  
12 Mountain West 1st Round  
13 Mountain West Quarterfinals  
14 Mountain West Semifinals  
15 Mountain West Final

All Times MT and subject to change | \* Mountain West Game  
^ Las Vegas Hoopfest (Henderson, Nev.)  
# Madison Square Garden  
@ Acrisure Classic (Palm Springs, Calif.)  
% Mountain West Tournament (Las Vegas, Nev.)

### COMMUNICATIONS

Steve Kirkland - Men's Basketball Contact

(434) 825-5241 cell  
kirkland@unm.edu email

X @skirkland14

GAME #4 | NOV. 17 | MADISON SQUARE GARDEN | NEW YORK, NY

NEW MEXICO LOBOS VS. #22 ST. JOHN'S RED STORM  
3-0 (0-0 MW) 3-0 (0-0 Big East)

Head Coach: Richard Pitino (Providence '05)  
Overall Record: 223-178 (13th)  
UNM Record: 64-41 (4th)  
vs. SJU: 1-1 (1-1 Minn)



Head Coach: Rick Pitino (UMass '74)  
Overall Record: 734-303 (37th)  
SJU Record: 23-13 (2nd)  
vs. UNM: 1-2 (0-1 BU, 1-0 UL, 0-1 Iona)

NET: -- KenPom: 52

NET: -- KenPom: 17



PBP: John Fanta  
Analyst: Jim Spanarkel



PBP: Robert Portnoy  
Analyst: Hunter Greene

#### THE OPENING TIP

- The Lobos look for their second ranked win of the season with a visit to No. 22 St. John's in the NYC Hoops for Heroes Classic at Madison Square Garden
- New Mexico is making its first visit to MSG since the 1990 NIT
- Donovan Dent became the first Lobo in history to have a 25-point, 10-assist, 0-turnover game with his performance against Texas A&M-Corpus Christi
- Nelly Junior Joseph is the reigning Mountain West Player of the Week after posting double-doubles vs. Nicholls and No. 22 UCLA last week
- The Lobos have won their last three games against Big East opponents (last in 2013-14 vs. Marquette in Las Vegas)

#### SERIES HISTORY

Overall: 0-3  
Away: 0-1 (0-0 current MSG)  
Streak: L3

#### LAST 5 SERIES GAMES

11/20/99	H	L, 62-70
12/23/71	H	L, 92-95
3/15/65	A <sup>NIT*</sup>	L, 54-61

\* played at MSG III (closed in 1968)

### POSSIBLE STARTERS



**2 DONOVAN DENT**  
G | 6-2 / 185 | Jr. | Riverside, Calif.

19.0 ppg | 0.3 rpg | 9.7 apg | 34.0 mpg | 2.3 spg

- Preseason All-Mountain West
- 1st Lobo ever with a 25pt/10asst/0TO game (Nov. 12 vs. A&M-Corpus Christi)
- Three GW layups in 2023-24



**3 TRU WASHINGTON**  
G | 6-2 / 205 | So. | Phoenix, Ariz.

10.0 ppg | 4.7 rpg | 27.0 mpg | 3.0 spg | 1.3 APG


- Had nine double-figure scoring games as a freshman in 2023-24
- Tied UNM's freshman steals record (49)
- Season-high 15 pts vs. TAMU-CC



**8 FILIP BOROVICANIN**  
G | 6-9 / 220 | Jr. | Belgrade, Serbia

3.7 ppg | 3.3 rpg | 1.7 apg | 19.0 mpg

- First career game with multiple 3FG (2-2) vs. UCLA
- Starred for Serbia at the 2023 FIBA U19 World Cup



**22 MUSTAPHA AMZIL**  
F | 6-9 / 215 | Sr. | Helsinki, Finland

11.0 ppg | 8.0 rpg | 28.7 mpg | 2.0 BPG

- 2023-24 MW 6th Man of the Year
- 14 double figure games off the bench in his first season with the Lobos
- Career-high 13 rebs vs. Nicholls



**23 NELLY JUNIOR JOSEPH**  
C | 6-10 / 240 | Sr. | Benin City, Nigeria

18.0 ppg | 12.3 rpg | 2.0 bpg | 28.0 mpg | 63% FG

- Reigning MW Player of the Week
- Preseason All-Mountain West
- 45 career doubles (4th most among active Division I players)

### KEY RESERVES

No.	Pos.	Name	Yr.	Ht. / Wt.	PPG	RPG	Of Note
0	G	CJ Noland	Sr.	6-4 / 210	9.3	2.3	Two 20-point games last yr at North Texas
4	G	Kayde Dotson	Fr.	6-2 / 190	7.0	0.7	18 pts (6-7 FG) vs. TAMU-CC
6	F	Atiki Ally Atiki	Sr.	6-10 / 225	4.3	2.3	Career-high 5 blocks vs. TAMU-CC
1	G	Braden Appelhans	R-So.	6-7 / 195	3.0	1.0	Shot 40% from 3-point range last season
7	F	Ibrahima Sacko	So.	6-6 / 230	2.5	1.0	Three starts in 23-24 at Georgia Tech
24	F	Jovan Milicevic	Fr.	6-10 / 240	0.7	0.3	Ranked 2024 No. 27 PF nationally (ESPN)
11	G	Quinton Webb	R-So.	6-6 / 205	0.0	0.0	50 FG% in 2023-24 as redshirt freshman
13	F	Daniel Thomas	Fr.	6-8 / 225	-	-	2024 Texas Class 4A All-State (Dallas)

## RICHARD PITINO



4th Season at New Mexico

### COACHING RECORD

Year	School	Overall	Conf.
2013	FIU	18-14	11-9
2014	Minnesota	25-13	8-10
2015	Minnesota	18-15	6-12
2016	Minnesota	8-23	2-16
2017	Minnesota	24-10	11-7
2018	Minnesota	15-17	4-14
2019	Minnesota	22-14	9-11
2020	Minnesota	15-16	8-12
2021	Minnesota	14-15	6-14
2022	New Mexico	13-19	5-12
2023	New Mexico	22-12	8-10
2024	New Mexico	26-10	10-8
2025	New Mexico	3-0	0-0
<b>TOTALS</b>		<b>223-178</b>	<b>88-135</b>

### NOTABLE

- 2024 Naismith Coach of the Year Watch List
- Led the Lobos to the 2024 Mountain West Championship and their 1st NCAA appearance in a decade
- Took UNM to the NIT in his second season, the Lobos' first postseason appearance in nine years
- Led Minnesota to the 2014 NIT Championship and two NCAA Tournament appearances
- 2017 Big Ten Coach of the Year
- 2017 NABC District 7 Coach of the Year
- 18 wins over ranked teams in eight seasons at Minnesota
- Led FIU to 10-win improvement and first winning seasons in 12 years in 2012-13 in first season as a head coach
- Five NCAA appearances in seven years as an assistant coach
- While on his father's staff at Louisville, the Cardinals reached the 2012 Final Four, the Elite Eight in 2008 and 2009 and won two Big East Championships
- While on Billy Donovan's staff at Florida, the Gators reached the Elite Eight in 2011 and won

### PITINO vs. 2024-25 OPPONENTS

Air Force	5-2 (5-2 UNM)
Arizona State	first meeting
Boise State	2-4 (2-4 UNM)
Colorado St	3-4 (3-4 UNM)
Fresno St	2-3 (2-3 UNM)
Grambling State	1-0 (1-0 UNM)
Nevada	2-4 (2-4 UNM)
New Mexico State	3-1 (3-1 UNM)
Nicholls	1-0 (1-0 UNM)
St. John's	1-1 (1-1 Minnesota)
Saint Mary's	2-1 (1-0 Minnesota/1-1 UNM)
San Diego St	3-3 (3-3 UNM)
San Jose St	4-1 (4-1 UNM)
A&M-Corpus Christi	2-0 (1-0 Minnesota/1-0 UNM)
Texas Southern	2-0 (1-0 FIU/1-0 UNM)
UCLA	1-0 (1-0 UNM)
UNLV	1-4 (1-4 UNM)
USC	first meetings
Utah State	1-5 (1-5 UNM)
VCU	first meeting
Western NM	2-0 (2-0 UNM)
Wyoming	5-2 (5-2 UNM)

### NON-CONFERENCE SUCCESS

- New Mexico has posted a 28-1 record in regular season non-conference games over the past three seasons (13-0 in '23, 12-1 last year, 3-0 this year)
- The Lobos' .964 win percentage in those games is the 2nd best record nationally (behind Purdue)
- UNM posted a 12-win non-conference season in consecutive seasons for the first time the last two years since a four-year stretch from 2010-13

BEST REGULAR SEASON NON-CONF. RECORD LAST 3 YRS	
1.000	Purdue (25-0)
<b>.964</b>	<b>New Mexico (27-1)</b>
.960	UConn (24-1)
.931	Houston (27-2)
.931	Kansas (27-2)

### AGAINST RANKED FOES

- St. John's is the second ranked opponent of the season for the Lobos, having defeated then-No. 22 UCLA last week in the Las Vegas Hoopfest
- The Lobos are looking to post two non-conference ranked wins in the same season for the first time since 2012-13 (wins vs. No. 21 UConn in Paradise Jam final, at No. 8 Cincinnati - both Big East foes)
- The 55-54 win at No. 8 Cincinnati in 2013-14 was UNM's last true road non-conference ranked win
- New Mexico is 6-5 overall against ranked foes in the Richard Pitino era (1-1 in non-conference play)

### WE JUST KEEP DANCING LIKE WE'RE (PLAYING) 22

- St. John's is the fourth straight ranked opponent for the Lobos that has been at No. 22 in the AP poll
- The Lobos defeated then-No. 22 UCLA last week in Las Vegas after playing No. 22 Colorado State (win) and at No. 22 Utah State (loss) in their last two matchups with ranked opponents last season
- In the Pitino era, the Lobos have played an AP No. 22 team every season (win vs. Wyoming in 2022, loss vs. San Diego State in 2023, in addition to the two last year and the two this season)

### SERIES HISTORY

- St. John's leads the all-time series 3-0
- The last two meetings have come in The Pit, with the Red Storm winning in the 1999-00 CoSIDA Classic and the 1971-72 Lobo Invitational
- The only previous meeting in New York was a 61-54 St. John's win in the 1965 NIT Quarterfinals at the previous Madison Square Garden (MSG III)

### AGAINST THE BIG EAST

- St. John's is the only Big East team on the Lobos' regular season schedule this year
- New Mexico is 3-11 all-time against Big East opponents, but have won the last three matchups against the Big East (vs. Marquette in 2013-14, at Cincinnati in 2012-13, vs. UConn in 2012-13)
- Of the 11 losses to Big East opponents, six have come in the postseason (five NCAA, one NIT)
- The Lobos are 1-1 in true road games vs. the Big East (won at Cincinnati in 2012-13, lost at Georgetown in 1985-86)

### UNDER THE BRIGHT LIGHTS OF THE WORLD'S MOST FAMOUS ARENA

- UNM is returning to Madison Square Garden for the first time since 1990 NIT semifinal/3rd place game
- New Mexico is 0-5 all-time at the current MSG (two losses in 1990 NIT, two losses in 1988 preseason NIT, loss in 1973 NIT) after going 3-3 at the previous MSG (1-1 in 1967 NIT, loss to St. John's in 1965 NIT, 2-1 in 1964 NIT)
- Richard Pitino is 2-3 at Madison Square Garden, all while at Minnesota, including two victories in the arena to win the 2014 NIT

### DOUBLE-FIGURE LEADS LEAD TO WINS

- In each of the Lobos' last 33 victories, they have had a double-figure lead at some point during the game
- The Lobos held a double digit lead in all three victories this season, following a 2023-24 season where UNM held a double-digit lead in all 26 victories
- New Mexico's last victory in a game when they never held a double-digit lead was an 81-79 overtime win over Boise State in 2022-23 (largest lead was five)

## MEDIA SCHEDULE

NOV. 17 Sunday	NOV. 18 Monday	NOV. 19 Tuesday	NOV. 20 Wednesday	NOV. 21 Thursday	NOV. 22 Friday	NOV. 23 Saturday
GAMEDAY at St. John's 12:00 pm ET New York (MSG)				GAMEDAY vs. Grambling State 7:00		

## RANKINGS

### ASSOCIATED PRESS (11/11)

1	Kansas (44)	2-0	1525
2	Alabama (6)	2-0	1439
3	UConn (7)	2-0	1398
4	Gonzaga (3)	2-0	1371
5	Auburn (2)	2-0	1315
6	Duke	2-0	1222
7	Iowa State	1-0	1206
8	Houston	1-1	1070
9	Arizona	2-0	1004
10	North Carolina	1-1	992
11	Tennessee	2-0	930
12	Baylor	1-1	806
13	Purdue	2-0	795
14	Creighton	2-0	752
15	Marquette	2-0	603
16	Indiana	2-0	600
17	Cincinnati	2-0	454
18	Arkansas	1-1	357
19	Kentucky	2-0	353
20	Florida	2-0	332
21	Ohio State	1-0	273
22	<b>St. John's</b>	<b>2-0</b>	<b>178</b>
23	Texas A&M	1-1	169
24	Rutgers	1-0	157
25	Ole Miss	2-0	147

Others receiving votes: Illinois 144, Texas Tech 102, Wake Forest 84, Xavier 78, Texas 51, Michigan State 41, BYU 26, Kansas State 24, UCF 20, Mississippi State 15, **NEW MEXICO 15**, Oregon 14, North Florida 14, Miami 14, Clemson 13, **VCU 12**, Memphis 8, Grand Canyon 6, Wisconsin 6, Providence 4, Maryland 3, Austin Peay 2, **Arizona State 2**, South Dakota State 1, Dayton 1, Columbia 1, Michigan 1

### COACHES (11/11)

1	Kansas (21)	2-0	759
2	Alabama (4)	2-0	724
3	UConn (3)	2-0	702
4	Auburn (2)	2-0	660
5	Gonzaga (1)	2-0	651
6	Duke	2-0	608
7	Iowa State	1-0	576
8	Arizona	2-0	516
9	Tennessee	2-0	502
10	Houston	1-1	488
11	North Carolina	1-1	456
12	Purdue	2-0	437
13	Creighton	2-0	385
14	Baylor	1-1	328
15	Marquette	2-0	308
16	Indiana	2-0	234
17	Cincinnati	2-0	230
18	Kentucky	2-0	182
19	Florida	2-0	179
20	Illinois	2-0	151
21	Arkansas	1-1	150
22	Ohio State	1-0	148
23	Texas A&M	1-1	99
24	Rutgers	1-0	84
25	<b>St. John's</b>	<b>2-0</b>	<b>79</b>

Others receiving votes: Texas Tech 75, Ole Miss 60, Texas 54, Xavier 38, Oregon 37, Michigan State 29, **UCLA 18**, UCF 17, **Saint Mary's 12**, Wake Forest 12, Kansas State 9, Clemson 9, Dayton 8, **NEW MEXICO 8**, North Florida 7, Maryland 5, Providence 4, Mississippi State 4, **Nevada 2**, San Francisco 1, Grand Canyon 1

2024-25 Opponents in Bold (potential)

## MAKING A DENT IN THE RECORD BOOK

- Donovan Dent made history on Tuesday in the win over Texas A&M-Corpus Christi, becoming the first Lobo to ever have a 25 point/10 assist game with no turnovers (fifth overall 25p/10a game in program history)
- It is one of just 18 games of 25 points/10 assists/no turnovers against D-I opposition in the past 20 years
- Dent now has a school-record three career games with at least 10 assists and no turnovers
- Dent's three 10 assist/0 turnover games over the past two seasons are tied for most in the nation with Gonzaga's Ryan Nembhard

## DENT ON POINT

- Preseason All-Mountain West guard Donovan Dent is one of the nation's top point guards
- Dent is the only Division I player in the nation to return after totalling at least 490 points and 190 assists last year
- His 190 assists last season were sixth most in a season in Lobo history and the most ever by a Lobo sophomore
- Dent enters the game with 298 career assists, already 19th on the UNM career list
- Last year, he was one of two players in the nation with a 30-point game (31 vs. Boise State) and a 14-assist game (14 vs. Utah State) against Division I opponents (Tyler Kolek - Marquette)

## OH NELLY

- Preseason All-Mountain West center Nelly Junior Joseph looks to be one of the top post players in the conference this season
- Joseph has 45 career double-doubles, the fourth most among active Division I players
- Last season Joseph was the only Lobo to start all 36 games, tying the UNM record for starts in a season
- He is UNM's leading returning rebounder (8.2 rpg), field goal percentage (.550) and blocks (49)

## JOSEPH EARNS FIRST MW HONOR

- Nelly Junior Joseph earned the first Mountain West Player of the Week honor this season after double-doubles in the wins over Nicholls and No. 22 UCLA
- In the season-opening win over Nicholls, Joseph tied a career high with 28 points and matched his UNM high with 16 rebounds
- It is the only 28 point/16 rebound game in Division I this season
- Joseph had 16 points and 12 rebounds in the win over the Bruins in the Las Vegas Hoopfest

## ON THE DOT(SON)

- Freshman guard Kayde Dotson scored 18 points off the bench against Texas A&M-Corpus Christi in the third game of the season
- In the Mountain West era (since 1999-00), it is the second most points by a Lobo freshman one of the first three games of his career, trailing only Jamaal Williams (20 vs. Texas Southern in 2001-02) and matching Makuach Maluach (18 vs. Northern New Mexico in 2017-18)

## CAPTAINS NAMED

- Donovan Dent, Mustapha Amzil and CJ Noland were selected as the captains for the 2024-25 Lobos
- All are serving as a captain for the first time in their collegiate careers

## PRESEASON ACCOLADES

- For the second straight season, New Mexico had two players selected to the preseason All-Mountain West team as Donovan Dent and Nelly Junior Joseph were honored
- The Lobos were one of two teams (Boise State) to have multiple players on the 10-player team
- Last season, Dent was a second-team All-Mountain West selection

## UNM CAREER GAMES WITH 10 ASSISTS/0 TURNOVERS

3	Donovan Dent (2023-pres.)
2	Marlon Parmer (2000-02)
2	Darrell McGee (1987-90)
1	Six tied

## NCAA DIVISION I ACTIVE DOUBLE-DOUBLE LEADERS

70	Norchad Omier (Baylor)
61	Johni Broome (Auburn)
50	Hunter Dickinson (Kansas)
45	<b>Nelly Junior Joseph (New Mexico)</b>

## QUICK FACTS

### THE UNIVERSITY OF NEW MEXICO

Location	Albuquerque, N.M.
Founded	1889 by Territorial Legislature
Enrollment	22,852
Nickname	Lobos
Colors	Cherry (PMS 200) & Silver (PMS 428)
Conference	Mountain West
National Affiliation	NCAA Division I

President	Dr. Garnett S. Stokes
Interim Director of Athletics	David Williams
Facility	The Pit
Capacity	15,411
Age	Built in 1966 (Renovated in 2009-10)





# 2024-25 LOBO BASKETBALL

## DOUBLE TIME

### DOUBLE-DOUBLES

	2024-25	CAREER	STREAK
Nelly Junior Joseph	2	45%	-
Donovan Dent	2	5	1
Mustapha Amzil	1	3%	-
Tru Washington	-	1	-

### DOUBLE FIGURE POINTS

	2024-25	CAREER	STREAK
Nelly Junior Joseph	3	88%	4
Donovan Dent	3	35	3
Mustapha Amzil	2	52%	1
CJ Noland	2	25%	-
Tru Washington	2	11	1
Kayde Dotson	1	1	1
Atiki Ally Atiki	-	7%	-
Braden Appelhans	-	2	-
Filip Borovicarin	-	1%	-
Ibrahima Sacko	-	1%	-

### DOUBLE FIGURE REBOUNDS

	2024-25	CAREER	STREAK
Nelly Junior Joseph	2	52%	-
Mustapha Amzil	1	4%	-
Atiki Ally Atiki	-	2%	-
Tru Washington	-	1	-

## BIG TIME GAMES

### 20-POINT GAMES

	2024-25	CAREER	STREAK
Nelly Junior Joseph	1	10%	-
Donovan Dent	1	9	1
Mustapha Amzil	-	2%	-
CJ Noland	-	2%	-
Tru Washington	-	1	-

### 30-POINT GAMES

	2024-25	CAREER	STREAK
Donovan Dent	-	1	-

### 10-ASSIST GAMES

	2024-25	CAREER	STREAK
Donovan Dent	2	5	1

% Career totals include games at previous schools (NCAA Division I)

## COUNT IT, AND ONE!

### AND ONES...

	2024-25	CAREER <sup>A</sup>
Nelly Junior Joseph	2	5
Donovan Dent	1	13
Tru Washington	-	7
Mustapha Amzil	-	1

\* made FG while fouled, followed by a made FT | ^ UNM career only | (#) - 4pt plays

### HOW FAST CAN YOU GO?

- New Mexico currently ranks No. 1 nationally in KenPom Tempo with an adjusted average of 77.2 possessions per game
- The Lobos' season-opening game against Nicholls featured 84 possessions, as did the third game of the season against Texas A&M-Corpus Christi, the most in a regulation game for New Mexico under Richard Pitino
- UNM has ranked in the top 25 nationally in KenPom tempo in all four seasons under Richard Pitino, finishing ninth in tempo last season

### DEFENSIVE DOUBLE-DOUBLE

- New Mexico had 10 blocks and 10 assists in the victory over Nicholls to open the season
- It was the Lobos' second 10-and-10 game since the start of the 2023-24 season (10 blks and 12 stls vs. Utah State last season)
- Since the start of 2023-24, there have been only 24 10-and-10 games in the nation against Division I opponents, with the Lobos being one of three teams to do it twice (Auburn, Bryant)
- Last season, New Mexico led the Mountain West in both blocks and steals

### DOUBLE-DOUBLE x3 ON OPENING NIGHT

- New Mexico had three players record double-doubles on opening night against Nicholls, tying the school record for most double-doubles in a game
- Nelly Junior Joseph tied a career high with 28 points and matched his UNM high with 16 rebounds for his 44th career double-double
- Mustapha Amzil had his fourth career double-double with 13 points and a career-high 13 rebounds
- Donovan Dent had his fourth career double-double with 15 points and 11 assists
- UNM hadn't had three double-doubles in a game in 27 years, dating back to a victory over Texas Tech in 1997-98

### CHALLENGING SCHEDULE

- In the preseason KenPom rankings, every one of the Lobos' opponents is ranked in the top 280 in the nation
- UNM is one of 29 teams in the nation to not have an opponent on their schedule ranked No. 300 or higher in the preseason KenPom rankings (one of 20 teams to not play a No. 280 to higher team)
- The non-conference schedule includes at least four games against teams ranked in the KenPom Top 100 (UCLA, St. John's, Arizona State, VCU) with a fifth coming against either USC or Saint Mary's

### PITINO vs. RANKED OPPONENTS

- The Lobos are 6-5 against ranked opponents under Richard Pitino (win vs. No. 22 Wyoming in 2022, win at No. 23 San Diego State in 2023, wins vs. No. 19 San Diego State, No. 16 Utah State and No. 22 Colorado State in 2024, win vs. No. 22 UCLA in 2025)
- Going back to his tenure at Minnesota, Pitino has led his squad to at least one ranked in each of the past 10 seasons (since 2015-16)
- Pitino is one of 11 active coaches in the nation to enter the season with at least one AP ranked win every season since 2015-16

### AT LEAST ONE AP RANKED WIN EVERY YEAR SINCE 2015-16

Scott Drew	Richard Pitino
Mark Few	Bill Self

### Continues Streak with Ranked Win

Dana Altman	Tom Izzo
Rick Barnes	Greg McDermott
Leonard Hamilton	Matt Painter
Chris Holtmann	

### ON THE AIR

- New Mexico will play at least 18 games this season on national television
- 14 of UNM's 20 Mountain West games are televised, meaning 49 of the last 56 conference games have been on TV (2nd most in the conference)
- The Lobos will play two games this season on broadcast television, hosting San Diego State on CBS for the second straight year (Jan. 11) and playing on FOX for the first time ever on Jan. 25 at UNLV

### LOBOS PICKED SECOND IN MOUNTAIN WEST

- New Mexico was picked second in the preseason Mountain West poll
- It was the Lobos' highest projected finish since 2013-14 (picked to win the league)
- Boise State was picked to win the league, followed by New Mexico, Nevada, San Diego State, UNLV, Utah State, Colorado State, San Jose State, Wyoming, Fresno State and Air Force



# 2024-25 LOBO BASKETBALL

## MW & NCAA LEADERS

### TEAM - MOUNTAIN WEST LEADERS

	Value	NCAA Rank	MW Rank
FTs/Game	21.0	21st	1st
FT Attempts/Game	31.3	9th	1st

### TEAM - OTHER TOP 50 NCAA

	Value	NCAA Rank	MW Rank
Blocks/Game	7.3	9th	2nd
Fast Break Pts/Game	23.0	18th	2nd
Steals/Game	12.3	17th	2nd
TOs Forced/Game	20.0	14th	2nd

### INDIVIDUAL - MOUNTAIN WEST LEADERS

	Value	NCAA Rank	MW Rank
Donovan Dent			
Assists	29	4th	1st
Assists/Game	9.7	3rd	1st
Double-Doubles	2	5th	1st
Nelly Junior Joseph			
Rebounds	37	8th	1st
Rebounds/Game	12.3	4th	1st
Off Rebs/Game	4.33	17th	1st
Double-Doubles	2	5th	1st

### INDIVIDUAL - OTHER TOP 50 NCAA

	Value	NCAA Rank	MW Rank
Nelly Junior Joseph			
Blocks	6	48th	2nd
Blocks/Game	2.0	43rd	2nd
Def Rebs/Game	8.0	20th	2nd
Donovan Dent			
FT attempts	25	36th	2nd
Mustapha Amzil			
Blocks	6	48th	2nd
Blocks/Game	2.0	43rd	43rd
Atiki Ally Atiki			
Blocks	6	48th	2nd
Blocks/Game	2.0	43rd	43rd
Tru Washington			
Steals	9	24th	2nd
Steals/Game	3.0	23rd	3rd

### FATHER vs. SON

- Sunday's game is the 22nd all-time head coaching matchup between father and son in NCAA Division I basketball history, and the fourth of those matchups featuring Rick and Richard Pitino
- Rick Pitino's Louisville squads won the first two Pitino vs. Pitino matchups, in 2012-13 with a 79-55 win over Richard's FIU squad at the KFC Yum Center and in 2014-15 with a 81-68 win over Richard's Minnesota team in a season-opening neutral site matchup at a Coast Guard Base in Puerto Rico
- The Lobos won the last father-son meeting, as UNM downed Rick's Iona squad 82-74 at The Pit in 2022-23
- In the previous 21 father-son matchups, the father has an 19-2 record
- The Pitinos' four matchups are the second most father-son contests, trailing only the 12 meetings when E.A. Diddle (Western Kentucky) and Ed Diddle, Jr. (Middle Tennessee) played twice a season for six years as both teams were in the OVC in the late 1950s and early 1960s
- Full father-son history at the bottom of the page

### WHO IS BACK?

- New Mexico returns eight letterwinners from last season, including two starters in Donovan Dent and Nelly Junior Joseph
- Mustapha Amzil, the 2023-24 Mountain West Sixth Man of the Year returns, as does Tru Washington, one of the league's top freshmen last season
- Braden Appelhaus and Quinton Webb return after reserve roles last season during their redshirt freshman seasons
- Deraje Agbaosi and Shane Douma-Sanchez are coming off a redshirt season in 2023-24

### WHO IS NEW?

- New Mexico added eight new players to the roster (four transfers and four freshmen)
- All four transfers have power conference experience (CJ Noland - All Big XII Freshman Team at Oklahoma before playing last year at North Texas), Atiki Ally Atiki (BYU), Ibrahima Sacko (Georgia Tech), Filip Borovic-anin (Arizona)
- Jovan Milicevic was a four-star recruit in the Class of 2024, while Kayde Dotson and Daniel Thomas were both All-State honorees in Texas

### UP NEXT

- The Lobos open a two-game homestand on Thursday (Nov. 21) by hosting Grambling State at The Pit
- Game time is 7 p.m. and the game will air on the Mountain West Network

## ALL-TIME DIVISION I FATHER-SON MATCHUPS

### FATHER

E.A. Diddle, Western Kentucky  
E.A. Diddle, Western Kentucky  
E.A. Diddle, Western Kentucky  
E.A. Diddle, Western Kentucky  
E.A. Diddle, Western Kentucky  
E.A. Diddle, Western Kentucky  
E.A. Diddle, Western Kentucky  
E.A. Diddle, Western Kentucky  
E.A. Diddle, Western Kentucky  
E.A. Diddle, Western Kentucky  
E.A. Diddle, Western Kentucky  
Ray Meyer, DePaul  
Butch van Breda Kolff, Hofstra  
Hugh Durham, Georgia  
Nolan Richardson, Arkansas  
Rick Pitino, Louisville  
Rick Pitino, Louisville  
Tubby Smith, Texas Tech  
Tubby Smith, Memphis  
Rick Pitino, Iona  
Rick Pitino, St. John's

### SON

Ed Diddle Jr., Middle Tennessee  
Ed Diddle Jr., Middle Tennessee  
Ed Diddle Jr., Middle Tennessee  
Ed Diddle Jr., Middle Tennessee  
Ed Diddle Jr., Middle Tennessee  
Ed Diddle Jr., Middle Tennessee  
Ed Diddle Jr., Middle Tennessee  
Ed Diddle Jr., Middle Tennessee  
Ed Diddle Jr., Middle Tennessee  
Ed Diddle Jr., Middle Tennessee  
Ed Diddle Jr., Middle Tennessee  
Tom Meyer, Illinois-Chicago  
Jan van Breda Kolff, Cornell  
Doug Durham, Georgia Southern  
Nolan Richardson III, Tenn. St.  
Richard Pitino, FIU  
Richard Pitino, Minnesota  
G.G. Smith, Loyola (Md.)  
G.G. Smith, Loyola (Md.)  
Richard Pitino, New Mexico  
Richard Pitino, New Mexico

### RESULT

Western Kentucky won 79-72 on Jan. 30, 1957  
Western Kentucky won 86-82 on Feb. 20, 1957  
Western Kentucky won 69-67 on Jan. 23, 1958  
Middle Tennessee won 81-75 on Feb. 18, 1958  
Western Kentucky won 89-65 on Jan. 19, 1959  
Western Kentucky won 110-85 on Feb. 28, 1959  
Western Kentucky won 109-89 on Feb. 6, 1960  
Western Kentucky won 109-80 on Feb. 27, 1960  
Western Kentucky won 70-67 on Dec. 1, 1960  
Western Kentucky won 84-73 on Feb. 25, 1961  
Western Kentucky won 89-69 on Jan. 20, 1962  
Western Kentucky won 87-81 on Feb. 10, 1962  
DePaul won 78-53 on Dec. 1, 1981  
Hofstra won 70-56 on Jan. 8, 1994  
Georgia won 87-57 on Nov. 26, 1994  
Arkansas won 90-68 on Nov. 17, 2000  
Louisville won 79-55 on Dec. 19, 2012  
Louisville won 81-68 on Nov. 14, 2014  
Texas Tech won 71-59 on Nov. 14, 2014  
Memphis won 83-71 on Dec. 23, 2017  
New Mexico won 82-74 on Dec. 18, 2022  
TBA on Nov. 17, 2024



# 2024-25 LOBO BASKETBALL

## 2024-25 ROSTER

NO.	PLAYER	PRONUNCIATION	POS.	YR.	HT.	HOMETOWN	SOCIAL	
0	CJ NOLAND		G	Grad.	6-4	Waxahachie, TX	X @CjNoland1	@ thecjnoland
1	BRADEN APPELHANS	apple-hahns	G	R-So.	6-7	Blue Springs, MO	X @AppelhansBraden	@ bradenappelhans1
2	DONOVAN DENT		G	Jr.	6-2	Riverside, CA	X @Donovandent1	@ donovandent2
3	TRU WASHINGTON		G	So.	6-4	Phoenix, AZ	X @washington_tru	@ truWASHINGTON
4	KAYDE DOTSON	cade	G	Fr.	6-2	Beaumont, TX	X @iamkaydedotson	@ kayde_._
6	ATIKI ALLY ATIKI	ah-TEE-kee ollie	F	Sr.	6-10	Mwanza, Tanzania	X @AtikiAtiki1	@ atikially3a
7	IBRAHIMA SACKO	E-bra-HE-ma SOCK-oh	F	So.	6-6	Conakry, Guinea		@ sacko0812
8	FILIP BOROVCANIN	bor-oh-VEECH-an-in	F	Jr.	6-9	Belgrade, Serbia	X @borovicinan_4	@ borovicinan_4
11	QUINTON WEBB		G	R-So.	6-6	San Bernardino, CA	X @_quintonwebb5	@ quintonwebb11
13	DANIEL THOMAS		F	Fr.	6-8	Dallas, TX	X @OnlyDaniel	@ danthomas_13
21	DERAJE AGBAOSI	derr-ah-ZHAY ag-BOW-see	F	R-Jr.	6-7	Union, NJ		@ _deraje
22	MUSTAPHA AMZIL	ahm-SEAL	F	Sr.	6-9	Helsinki, Finland	X @CantStaphMe	@ mustaphaamzil
23	NELLY JUNIOR JOSEPH		F	Sr.	6-10	Benin City, Nigeria	X @eazynelz	@ eazynelz
24	JOVAN MILICEVIC	YO-vahn mill-LEECH-ah-vich	F	Fr.	6-10	Toronto, ON		@ jovan.m23
32	SHANE DOUMA-SANCHEZ	DUE-ma	G	R-Fr.	6-1	Laguna Pueblo, NM	X @ds32_shaneshane	@ saucy_shaneshane
35	DYLAN CHAVEZ		G	Fr.	6-5	Albuquerque, NM	X @dylanchavez00	@ dylanchavez0

Head Coach	Richard Pitino	4th Season / Providence, 2005
Associate Head Coach	Isaac Chew	4th Season / Avila, 1999
Assistant Coach	Tarvish Felton	3rd Season / Southern Utah, 1999
Assistant Coach	Aaron Katsuma	2nd Season / Minnesota, 2014
Assistant Coach	Dave Pilipovich	4th Season / Thiel, 1986
Assistant Coach/Video Coordinator	Danny Walters	3rd Season / Texas A&M, 2020
Director of Basketball Operations	Peyton Stephens	4th Season / Texas A&M, 2019
Strength & Conditioning Coach	Matthew Flores	4th Season / Arizona State, 2012
Sports Medicine	Grant Smith	1st Season / Missouri, 2020
Communications	Steve Kirkland	4th Season / Penn State, 2001

## THE LAST TIME

### A NEW MEXICO PLAYER...

- **Scored 30 points:** Donovan Dent (31) vs. Boise State (1/31/24)
- **Scored 35 points:** Jaelen House (42) at Air Force (2/5/22)
- **Scored 40 points:** Jaelen House (42) at Air Force (2/5/22)
- **Two players with 20 points:** Jaelen House (28) and Jamal Mashburn, Jr. (22), vs. San Diego State (3/16/24) *MWT*
- **Two players with 25 points:** Jamal Mashburn, Jr. (27) and JT Toppin (27), vs. Toledo (11/21/23)
- **Three players with 20 points:** Corey Manigault (28), Zane Martin (23) & Vance Jackson (20) vs. Wyoming (2/8/20)
- **20-point game off the bench:** Tru Washington (21) vs. New Mexico State (12/2/23)
- **20-points in one half:** Jaelen House (26<sup>1</sup>) vs. New Mexico State (12/2/23)
- **A player with back-to-back 30-point games:** Ruben Douglas (2/24/03-3/1/03)
- **One player scored in double figures:** at Air Force (2/24/21)
- **No players scored in double figures:** at Boise State (12/23/20)
- **Five players scored in double figures:** vs. A&M-Corpus Christi (11/12/24)
- **All five starters scored in double figures:** at San Jose State (1/24/24)
- **Six players scored in double figures:** vs. Utah State (1/16/24)
- **Had 15 rebounds:** Nelly Junior Joseph (16) vs. Nicholls (11/4/24)
- **Had 20 rebounds:** Carlton Bragg (20) at Wyoming (3/9/19)
- **Two players with 10 rebounds:** Nelly Junior Joseph (16) & Mustapha Amzil (13) vs. Nicholls (11/4/24)
- **Double-Double:** Donovan Dent vs. A&M-Corpus Christi (11/12/24)
- **Two players had a double-double:** Nelly Junior Joseph, Mustapha Amzil and Donovan Dent vs. Nicholls (11/4/24)
- **Three players had a double-double:** Nelly Junior Joseph, Mustapha Amzil and Donovan Dent vs. Nicholls (11/4/24)
- **Double-Double with points and assists:** Donovan Dent vs. A&M-Corpus Christi (11/12/24)
- **Four Double-Doubles in a row:** Morris Udeze (1/7/23-1/17/23)
- **Triple-Double:** Luc Longley vs. Penn State (3/28/90) *NIT*
- **20 points and 20 rebounds:** Carlton Bragg (22/20) at Wyoming (3/9/19)
- **10 assists:** Donovan Dent (10) vs. A&M-Corpus Christi (11/12/24)
- **5 Blocked Shots:** Atiki Ally Atiki (5) vs. A&M-Corpus Christi (11/12/24)
- **5 Steals:** Tru Washington (5) vs. UCLA (11/8/24)
- **Led UNM in Points, Rebounds and Assists:** Makuach Malauch at Fresno State (1/30/21)
- **Hit a last second shot to win a game (1.0 or later):** Donovan Dent vs. UT Arlington (11/16/23), layup with 0.5 left to win 82-80
- **Played the entire game:** Jaelen House at Air Force (2/5/22)
- **Played 40 or more minutes:** Four players at Nevada (2ot) (1/23/23)

### NEW MEXICO TEAM...

- **Won in Overtime:** 81-79 vs. Boise State (1/20/23)
- **Lost in Overtime:** 94-97 at Nevada (2ot) (1/23/23)
- **Played Two Overtimes:** L, 94-97 (2ot) at Nevada (1/23/23)
- **Played Three Overtimes:** W, 104-99 (3ot) vs. Fresno State (3/8/96) *WACT*
- **Shot 70 percent for a Half:** 73.3 (22-30)<sup>2</sup>, vs. Houston Baptist (12/22/19)
- **Shot 60 percent in a Game:** 60.4 (32-53) vs. New Mexico State (12/2/23)
- **Shot less than 30 percent in a Game:** 29.7 (19-64) vs. Clemson (3/22/24) *NCAA*
- **Shot 90 percent from the free throw line:** 92.3 (12-13) vs. Air Force (3/13/24) *MWT*
- **Shot 50 percent from 3-point line:** 50.0 (11-21) vs. Nevada (1/28/24)
- **Shot less than 30 percent in a half:** 24.1 (19-64)<sup>2</sup>, vs. Clemson (3/22/24) *NCAA*
- **Shot less than 20 percent in a half:** 19.2 (5-26)<sup>1</sup>, vs. Utah State (1/6/21)
- **Shot 55 percent or better and lost:** 59.6 (31-52) vs. New Mexico State (11/17/18)
- **Attempted 50 FTs:** 52 at UTEP (1/2/08)
- **Made 30 FTs:** 36 vs. UTSA (12/10/22)
- **Made 10 3-pt FGs:** 13, at Wyoming (2/6/24)
- **Failed to make a 3-pt FG:** vs. Washington State (12/25/15)
- **Had 50 rebounds:** 50, vs. Nicholls (11/4/24)
- **Had 25 assists:** 26, vs. San Jose State (1/23/21)
- **Had 15 steals:** 15, vs. A&M-Corpus Christi (11/12/24)
- **Had 10 blocks:** 10, vs. Nicholls (11/4/24)
- **Scored 50 pts in a half:** 51<sup>2</sup>, vs. A&M-Corpus Christi (11/12/24)
- **Scored 60 pts in a half:** 61<sup>2</sup>, vs. Houston Baptist (12/22/19)
- **Scored 100 pts (MW):** 108, at Colorado State (2/28/18)
- **Scored 100 pts (non-conf):** 100, vs. A&M-Corpus Christi (11/12/24)
- **Scored under 20 pts in 1st half:** 19, at Fresno State (1/28/21)
- **Scored under 20 pts in 2nd half:** 18, at UNLV (1/18/21)
- **Scored under 50 pts in a game:** 46, at UNLV (1/18/21)
- **Never trailed:** vs. UCLA (11/8/24)

### AN OPPOSING PLAYER...

- **Scored 30 points:** Max Rice (35), Boise State (1/31/24)
- **Scored 35 points:** Max Rice (35), Boise State (1/31/24)
- **Scored 40 points:** Jordan Caroline (45), Nevada (1/7/17)
- **Two players with 20 points:** O'Mar Stanley (24) & Tyson Degenhart (23), at Boise State (3/2/24)
- **Two players with 25 points:** Graham Ike (29) & Hunter Maldonado (25), at Wyoming (1/22/22)
- **Three players with 20 points:** Will Baker (28), Jarod Lucas (22) & Kenan Blackshear (20), at Nevada (1/13/23)
- **20-point game off the bench:** Max Rice (22), Boise State (12/23/20)
- **One player scored in double figures:** UCLA (11/8/24)
- **No players scored in double figures:** Nevada (1/28/24)
- **Five players scored in double figures:** Air Force (2/24/24)
- **All five starters scored in double figures:** Utah State (1/8/22)
- **Six players scored in double figures:** Utah State (1/8/22)
- **Had 15 rebounds:** Tyler Bilodeau (15), vs. UCLA (11/8/24)
- **Had 20 rebounds:** Ryan Watkins (22), Boise State (1/21/14)
- **Two players with 10 rebounds:** O'Mar Stanley (12) & Tyson Degenhart (12), vs. Boise State (3/14/24) *MWT*
- **Double-Double:** Tyler Bilodeau, vs. UCLA (11/8/24)
- **Two players had a double-double:** O'Mar Stanley & Tyson Degenhart, at Boise State (3/2/24)
- **Double-Double with points and assists:** Isaiah Stevens, at Colorado State (3/3/23)
- **Triple-Double:** Omari Moore, at San Jose State (2/20/22)
- **10 assists:** Alvaro Cardenas (10), at San Jose State (1/24/24)
- **5 Blocked Shots:** Neemias Queta (5), Utah State (1/6/21)
- **5 Steals:** Skyy Clark (6), vs. UCLA (11/8/24)
- **Hit a last second shot to win a game (1.0 or later):** Lamont Butler, San Diego State (2/25/23), three-pointer as time expired to win 73-71

### OPPONENT TEAM...

- **Shot 70 percent for a Half:** 73.1 (19-26)<sup>2</sup>, at Air Force (2/10/23)
- **Shot 60 percent in a Game:** 66.0 (35-53) at Air Force (2/10/23)
- **Shot less than 30 percent in a Game:** 29.4 (20-68), Boise State (3/14/24) *MWT*
- **Shot 90 percent from the free throw line:** 100.0 (5-5), at San Jose State (1/24/24)
- **Shot 50 percent from 3-point line:** 50.0 (12-24), Pepperdine (11/24/23)
- **Shot less than 30 percent in a half:** 27.6 (8-29)<sup>2</sup>, San Diego State (3/16/24) *MWT*
- **Shot less than 20 percent in a half:** 18.5 (5-27)<sup>1</sup>, at Fresno State (1/28/21)
- **Shot 55 percent or better and lost:** 57.8 (37-64) at Wyoming (2/20/18)
- **Attempted 50 FTs:** 50, New Mexico State (12/11/82)
- **Made 30 FTs:** 35, Utah State (3/14/19)
- **Made 10 3-pt FGs:** 15, Nicholls (11/4/24)
- **Failed to make a 3-pt FG:** New Mexico State (12/16/15)
- **Had 50 rebounds:** 52, Boise State (1/15/22)
- **Had 25 assists:** 27, at Colorado State (3/3/21)
- **Had 15 steals:** 15, UAB (11/25/21)
- **Had 10 blocks:** 10, Utah State (1/6/21)
- **Scored 50 pts in a half:** 54<sup>2</sup>, at Boise State (3/2/24)
- **Scored 60 pts in a half:** 61<sup>2</sup>, at Wyoming (2/20/18)
- **Scored 100 pts (MW):** 105, at Colorado State (1/15/20)
- **Scored 100 pts (non-conf):** 100, at New Mexico State (12/4/18)
- **Scored under 20 pts in 1st half:** 19, at Fresno State (1/28/21)
- **Scored under 20 pts in 2nd half:** 19, New Mexico State (12/3/14)
- **Scored under 50 pts in a game:** 46, Northern New Mexico (2/11/22)
- **Never trailed:** at Saint Mary's (11/9/23)

### COMEBACKS...

	New Mexico Comeback	Opponent Comeback
Trailing at Half	Wyoming (3/8/23) <sup>35-38 / 87-76</sup>	at Utah State (3/9/24) <sup>39-44 / 87-85</sup>
Trailing w/8:00 left	vs. SDSU (3/16/24) <sup>51-54 / 68-61</sup>	at Utah State (3/9/24) <sup>68-69 / 87-85</sup>
Trailing w/4:00 left	at Nevada (2/13/24) <sup>71-73 / 83-82</sup>	Air Force (2/24/24) <sup>67-70 / 78-77</sup>
Trailing w/2:00 left	at Wyoming (12/31/22) <sup>72-74 / 76-75</sup>	Air Force (2/24/24) <sup>70-72 / 78-77</sup>
Trailing w/1:00 left	at NMSU (12/15/23) <sup>68-72 / 73-72</sup>	Air Force (2/24/24) <sup>73-76 / 78-77</sup>
Trailing any pt in final 30 sec of 2nd half or 30 sec of OT	vs. CSU (2/21/24) <sup>65-66 / 07 / 68-66</sup>	Air Force (2/24/24) <sup>75-77 / 08 / 78-77</sup>





# 2024-25 LOBO BASKETBALL

## NEW MEXICO UTEP

74  
70

GAME #0 (exhibition)  
Oct. 28, 2024  
The Pit (10,359)  
Albuquerque, NM

UTEP	FG	3FG	FT	O-D-T	PF	TP	A	TO	BS	S	MP
23 Frazier*	8-14	4-6	1-1	1-0-1	3	21	1	0	1	2	22
34 Kalu*	3-6	0-0	1-2	2-2-4	3	7	0	0	0	0	17
4 Camper*	1-5	0-1	0-0	0-2-2	3	2	1	1	0	2	30
5 Terrell†	2-6	0-0	1-1	2-0-2	5	5	4	1	0	3	22
13 Barnes*	2-8	1-4	2-2	0-3-3	4	7	4	2	0	3	27
1 Thomas	1-4	1-2	1-2	0-2-2	1	4	1	0	0	0	16
3 Hebb	1-1	0-0	0-0	0-0-0	0	2	0	2	0	0	5
11 Horton	0-3	0-3	2-2	0-3-3	5	2	0	1	0	0	20
12 Bynum	2-10	1-6	1-1	0-4-4	1	6	1	2	0	2	19
32 Hamilton	5-7	0-0	0-0	3-2-5	2	10	0	0	0	0	11
33 Jones	1-6	0-2	2-2	0-1-1	0	4	0	1	2	0	11
TEAM				1-2-3							
Totals	26-70	7-24	11-13	9-21-30	27	70	12	11	3	12	200
UNM	FG	3FG	FT	O-D-T	PF	TP	A	TO	BS	S	MP
8 Borovicinan†	0-2	0-1	1-1	2-3-5	0	1	2	1	0	1	20
22 Amzil†	1-8	0-5	4-4	2-9-11	0	6	1	1	1	0	20
23 Joseph†	3-7	0-0	1-5	4-12-16	3	7	1	4	5	0	30
2 Dent†	5-6	1-1	8-10	0-0-0	2	19	5	5	0	0	32
3 Washington†	5-12	3-5	4-5	2-4-6	1	17	2	2	0	4	28
0 Noland	0-4	0-3	2-2	0-1-1	1	2	0	4	0	1	16
1 Appelhans	0-3	0-3	4-4	0-3-3	0	4	0	1	0	1	8
4 Dotson	0-1	0-1	1-2	0-1-1	1	1	0	3	1	0	8
6 Atiki	1-2	0-0	2-2	3-1-4	3	4	1	2	0	1	10
7 Sacko	2-4	0-1	0-0	2-0-2	0	4	1	0	2	0	12
11 Webb	1-2	0-1	0-1	0-1-1	1	2	0	1	1	1	8
24 Milicevic	3-4	1-2	0-0	1-2-3	1	7	1	1	1	0	8
TEAM				3-0-3							
Totals	21-55	5-23	27-36	19-37-56	13	74	14	25	11	9	200
	1st	2nd	Total	FG%	3FG%	FT%					
UTEP	30	40	70	37.1	29.2	84.6					
New Mexico	36	38	74	38.2	21.7	75.0					

Points in the Paint-UTEP 38, UNM 28; Points off Turnovers-UTEP 17, UNM 14  
2nd Chance Points-UTEP 10, UNM 19; Fast Break Points-UTEP 10, UNM 16  
Bench Points-UTEP 28, UNM 24. Score Tied-2 times. Lead changed-4 times.  
Largest lead-UTEP by 1 1st-9:50, UNM by 14 2nd-5:01.  
UTEP led for 0:46, UNM led for 38:38, Game tied 0:36.  
Officials: Mike Littlewood, Deldre Carr, Bianca Burns  
Technical: none

## NEW MEXICO NICHOLLS

91  
84

GAME #1  
Nov. 4, 2024  
The Pit (10,609)  
Albuquerque, NM

NICH (0-1)	FG	3FG	FT	O-D-T	PF	TP	A	TO	BS	S	MP
6 Myles*	3-6	1-3	0-0	1-4-5	5	7	1	1	0	1	14
15 West*	3-7	0-0	4-5	3-6-9	3	10	2	4	3	0	35
1 English†	2-10	1-3	2-6	0-4-4	2	7	8	5	0	0	27
2 Brown†	8-16	6-12	1-2	1-3-4	2	23	3	1	0	0	27
10 Cornish*	4-16	4-14	2-2	1-6-7	3	14	0	1	0	1	36
0 Collins	3-3	0-0	0-0	2-3-5	5	6	1	1	0	0	18
3 Searles	1-4	0-1	0-1	0-4-4	0	2	1	0	1	0	8
5 Malone	1-1	0-0	0-0	1-2-3	1	2	1	3	0	1	14
9 Gray	5-9	3-4	0-0	2-1-3	3	13	1	0	0	1	19
TEAM				3-2-5							
Totals	30-72	15-37	9-16	14-35-49	24	84	18	17	4	4	200
UNM (1-0)	FG	3FG	FT	O-D-T	PF	TP	A	TO	BS	S	MP
8 Borovicinan†	2-6	1-4	0-0	2-5-7	2	5	2	1	0	0	19
22 Amzil†	9-15	1-9	2-2	5-8-13	3	13	2	0	2	0	32
23 Joseph†	5-10	0-0	10-12	6-10-16	2	28	2	3	3	2	36
2 Dent†	5-11	0-2	5-7	0-0-0	0	15	11	2	1	3	38
3 Washington†	4-8	2-3	2-2	1-3-4	4	12	0	1	0	2	20
0 Noland	4-14	1-9	1-3	2-1-3	2	10	1	1	3	1	22
1 Appelhans	1-4	1-4	0-0	0-0-0	0	3	0	0	0	1	9
4 Dotson	1-4	1-4	0-2	0-0-0	2	3	0	0	0	0	10
6 Atiki	0-3	0-0	0-0	0-1-1	0	0	0	0	1	0	4
11 Webb	0-0	0-0	0-0	0-0-0	0	0	0	0	0	0	1
24 Milicevic	0-1	0-1	2-4	0-1-1	1	2	0	0	0	1	8
TEAM				2-3-5							
Totals	31-81	7-36	22-32	18-32-50	16	91	18	8	10	10	200
	1st	2nd	Total	FG%	3FG%	FT%					
Nicholls	43	41	84	41.7	40.556.3						
New Mexico	48	43	91	38.3	19.4	68.8					

Points in the Paint-NICH 30, UNM 46; Points off Turnovers-NICH 6, UNM 23  
2nd Chance Points-NICH 16, UNM 17; Fast Break Points-NICH 13, UNM 27  
Bench Points-NICH 23, UNM 18. Score Tied-7 times. Lead changed-2 times.  
Largest lead-NICH by 3 1st-10:33, UNM by 12 2nd-7:07.  
NICH led for 4:09, UNM led for 32:02, Game tied 3:49.  
Officials: Scott Brown, Jim Bruno, Crystal Hogan  
Technical: none

## NEW MEXICO #22 UCLA

72  
64

GAME #2  
Nov. 8, 2024  
Lee's Family Forum (1,497)  
Henderson, NV

UNM (2-0)	FG	3FG	FT	O-D-T	PF	TP	A	TO	BS	S	MP
8 Borovicinan†	2-2	2-2	0-0	0-2-2	3	6	3	1	0	0	24
22 Amzil†	3-7	2-4	0-0	0-4-4	4	8	0	3	2	0	28
23 Joseph†	5-9	0-0	6-8	4-8-12	3	16	0	4	1	2	33
2 Dent†	8-13	0-1	1-4	0-1-1	1	17	8	9	0	2	34
3 Washington†	1-7	0-3	1-2	2-3-5	2	3	2	3	0	5	30
0 Noland	2-5	1-2	8-8	0-1-1	5	13	1	0	0	3	19
1 Appelhans	1-1	1-1	0-0	0-1-1	1	3	0	0	0	0	4
4 Dotson	0-1	0-1	0-0	0-1-1	0	0	0	2	0	0	6
6 Atiki	2-2	0-0	0-0	0-1-1	1	4	0	0	0	0	7
7 Sacko	1-1	0-0	0-1	0-1-1	4	2	0	0	0	0	10
11 Webb	0-1	0-1	0-0	0-0-0	0	0	0	0	0	0	2
24 Milicevic	0-0	0-0	0-0	0-0-0	2	0	0	0	0	0	2
TEAM				2-3-5							
Totals	25-49	6-15	16-23	8-26-34	26	72	14	24	3	12	200
UCLA (1-1)	FG	3FG	FT	O-D-T	PF	TP	A	TO	BS	S	MP
3 Dailey*	1-3	1-2	2-2	1-2-3	4	5	1	2	0	0	15
34 Bilodeau*	8-20	2-7	5-8	7-8-15	3	23	0	3	1	2	33
0 Johnson†	2-4	0-2	3-4	2-2-4	4	7	5	1	0	1	26
2 Andrews*	2-6	0-3	0-0	0-0-0	2	4	2	6	0	1	30
55 Clark*	3-9	1-4	0-0	0-0-0	2	7	1	1	0	6	29
1 Perry	1-4	1-2	5-7	1-2-3	3	8	2	1	0	2	23
10 Stefanovic	1-4	0-3	0-0	2-1-3	2	2	0	3	0	0	15
12 Mack	0-0	0-0	2-2	0-0-0	1	2	2	3	0	0	10
15 Mara	0-0	0-0	0-0	0-0-0	1	0	0	0	0	0	5
24 Kyle	2-5	0-0	2-4	0-4-4	2	6	0	1	2	0	15
TEAM				1-1-2							
Totals	20-55	5-23	19-27	14-20-34	24	64	13	21	3	12	200
	1st	2nd	Total	FG%	3FG%	FT%					
New Mexico	41	31	72	51.0	40.0	69.6					
UCLA	30	34	64	36.4	21.7	70.4					

Points in the Paint-UNM 36, UCLA 24; Points off Turnovers-UNM 21, UCLA 15  
2nd Chance Points-UNM 2, UCLA 12; Fast Break Points-UNM 17, UCLA 10  
Bench Points-UNM 22, UCLA 18. Score Tied-1 time. Lead changed-0 times.  
Largest lead-UNM by 16 2nd-14:29, UCLA - none.  
UNM led for 39:31, UCLA led for 0:00, Game tied 0:29.  
Officials: Paul Szalc, Mike Reed, Keith Kimble  
Technical: none

## NEW MEXICO TAMU-CC

100  
81

GAME #3  
Nov. 12, 2024  
The Pit (11,160)  
Albuquerque, NM

TAMU-CC (1-2)	FG	3FG	FT	O-D-T	PF	TP	A	TO	BS	S	MP
6 S.Williams*	4-8	0-0	0-2	3-3-6	2	8	0	1	0	1	19
12 Dease*	5-6	0-1	1-2	2-5-7	1	11	7	4	0	0	27
33 Clark*	5-8	1-2	8-9	1-4-5	3	19	1	2	0	0	29
2 Roberts*	2-6	2-5	0-0	0-2-2	2	6	0	1	1	0	18
10 I.Williams*	2-5	0-0	1-5	0-3-3	3	5	3	2	1	1	20
0 Torbor	0-0	0-0	0-0	0-0-0	1	0	0	1	0	1	3
1 Wright-Forde	3-5	0-0	3-5	0-2-2	3	9	2	3	1	0	15
3 Villegas	0-0	0-0	0-0	0-0-0	0	0	0	0	0	0	4
4 Parker	0-4	0-4	1-2	0-1-1	3	1	4	3	0	1	12
5 Dennis	3-3	1-1	0-2	0-0-0	2	7	2	0	0	0	10
13 Jackson	4-5	0-0	1-4	0-5-5	4	9	1	0	1	1	22
21 Walker	0-1	0-0	0-0	0-1-1	2	0	0	2	0	1	7
24 Potter	1-4	1-3	3-4	0-0-0	0	6	0	3	0	1	14
TEAM				3-4-7							
Totals	29-55	5-16	18-35	9-30-39	26	81	20	22	4	7	200
UNM (3-0)	FG	3FG	FT	O-D-T	PF	TP	A	TO	BS	S	MP
8 Borovicinan†	0-5	0-2	0-0	1-0-1	2	0	0	1	0	0	14
22 Amzil†	3-9	1-5	5-6	2-5-7	3	12	2	4	2	2	27
23 Joseph†	5-6	0-0	0-3	3-6-9	4	10	2	1	2	2	16
2 Dent†	7-10	1-1	10-14	0-0-0	2	25	10	0	0	2	30
3 Washington†	5-12	1-4	4-7	3-2-5	3	15	2	1	0	2	31
0 Noland	1-7	1-5	2-2	0-3-3	5	5	1	3	0	3	16
1 Appelhans	1-1	1-1	0-0	0-2-2	0	3	0	0	0	1	10
4 Dotson	6-7	3-4	3-4	0-1-1	2	18	3	1	0	2	15
6 Atiki	4-4	0-0	1-3	1-4-5	2	9	2	0	5	0	21
7 Sacko	1-1	1-1	0-0	0-1-1	4	3	0	1	0	1	14
11 Webb	0-0	0-0	0-0	0-1-1	0	0	0	1	0	0	4
24 Milicevic	0-0	0-0	0-0	0-0-0	1	0	0	0	0	0	2
TEAM				1-1-2							
Totals	33-62	9-23	25-39	11-26-37	28	100	22	14	9	15	200
	1st	2nd	Total	FG%	3FG%	FT%					
A&M-Corpus Christi	34	47	81	52.7	31.3	51.4					
New Mexico	49	51	100	53.2	39.1	64.1					





# 2024-25 LOBO BASKETBALL

## LOBO HIGHS AND LOWS

	SEASON HIGH	SEASON LOW	PITINO ERA HIGH	PITINO ERA LOW
Points	100, vs. TAMUCC (11/12/24)	72, vs. UCLA (11/8/24)	106, vs. New Mexico State (12/2/23)	47, at San Diego St (1/31/22)
Points (Half)	51 <sup>2</sup> , vs. TAMUCC (11/12/24)	31 <sup>2</sup> , vs. UCLA (11/8/24)	57 <sup>2</sup> , at Wyoming (1/22/22)	21 <sup>1</sup> , at Utah State (2/22/22)
Victory Margin	+19, vs. TAMUCC (11/12/24)	-	+44, vs. New Mexico State (12/2/23)	-
FGs	33, vs. TAMUCC (11/12/24)	25, vs. UCLA (11/8/24)	39, vs. Utah State (1/16/24)	16, at San Diego St (1/31/22)
FGAs	81, vs. Nicholls (11/4/24)	49, vs. UCLA (11/8/24)	81, vs. Nicholls (11/4/24)	49, twice
FG%	.532, vs. TAMUCC (11/12/24)	.383, vs. Nicholls (11/4/24)	.607, at San Jose State (2/17/23)	.297, vs. Clemson (3/22/24)
FG% (half)	.600 <sup>1</sup> , vs. UCLA (11/8/24)	.340 <sup>1</sup> , vs. Nicholls (11/4/24)	.656 <sup>2</sup> , at Wyoming (1/22/22)	.241 <sup>2</sup> , vs. Clemson (3/22/24)
3FGs	9, vs. TAMUCC (11/12/24)	6, vs. UCLA (11/8/24)	17, vs. Utah State (1/8/22)	2, three times
3FGAs	36, vs. Nicholls (11/4/24)	15, vs. UCLA (11/8/24)	36, vs. Nicholls (11/4/24)	9, vs. North Dakota St (11/26/22)
3FG%	.400, vs. UCLA (11/8/24)	.194, vs. Nicholls (11/4/24)	.636, at San Jose State (2/17/23)	.125, vs. Air Force (2/26/22)
FTs	25, vs. TAMUCC (11/12/24)	16, vs. UCLA (11/8/24)	36, vs. UTSA (12/10/22)	2, at Colorado State (1/19/22)
FTAs	39, vs. TAMUCC (11/12/24)	23, vs. UCLA (11/8/24)	46, vs. UTSA (12/10/22)	4, at Colorado State (1/19/22)
FT%	.696, vs. UCLA (11/8/24)	.641, vs. TAMUCC (11/12/24)	1.00 vs. Northern NM (2/11/22)	.300, at Utah State (2/22/22)
Off Rebs	18, vs. Nicholls (11/4/24)	8, vs. UCLA (11/8/24)	19, twice	3, twice
Def Rebs	32, vs. Nicholls (11/4/24)	26, twice	45, vs. Prairie View A&M (12/20/22)	15, twice
Total Rebs	50, vs. Nicholls (11/4/24)	34, vs. UCLA (11/8/24)	64, vs. Prairie View A&M (12/20/22)	23, at Wyoming (1/22/22)
Rebound Margin	+1, vs. Nicholls (11/4/24)	-	+27, vs. Prairie View A&M (12/20/22)	-
Fouls	28, vs. TAMUCC (11/12/24)	16, vs. Nicholls (11/4/24)	28, twice	9, twice
Assists	22, vs. TAMUCC (11/12/24)	14, vs. UCLA (11/8/24)	24, vs. New Mexico State (12/2/23)	5, at San Diego St (1/14/23)
Turnovers	24, vs. UCLA (11/8/24)	8, vs. Nicholls (11/4/24)	24, vs. UCLA (11/8/24)	4, twice
Blocks	10, vs. Nicholls (11/4/24)	3, vs. UCLA (11/8/24)	<b>14, twice</b>	0, at San Diego St (2/16/24)
Steals	15, vs. TAMUCC (11/12/24)	10, vs. Nicholls (11/4/24)	18, vs. Santa Clara (12/9/23)	1, vs. San Jose St (1/17/23)
Double Figure Scorers	5, twice	3, vs. UCLA (11/8/24)	6, vs. Utah State (1/16/24)	2, numerous times
Players to Score	9, three times	-	12, twice	5, twice

## OPPONENT HIGHS AND LOWS

	SEASON HIGH	SEASON LOW	PITINO ERA HIGH	PITINO ERA LOW
Points	84, Nicholls (11/4/24)	64, vs. UCLA (11/8/24)	97, at Nevada (1/23/23)	46, Northern NM (2/11/22)
Points (Half)	47 <sup>2</sup> , TAMUCC (11/12/24)	30 <sup>1</sup> , vs. UCLA (11/8/24)	54 <sup>2</sup> , at Boise State (3/2/24)	20 <sup>1</sup> , Western NM (2/6/22)
Victory Margin	-	-	+29, at UNLV (1/11/22)	-
FGs	30, Nicholls (11/4/24)	20, vs. UCLA (11/8/24)	37, New Mexico State (12/6/21)	18, three times
FGAs	72, Nicholls (11/4/24)	55, twice	76, Boise State (1/20/23)	46, Fresno State (1/25/22)
FG%	.527, TAMUCC (11/12/24)	.364, vs. UCLA (11/8/24)	.660, at Air Force (2/10/23)	.282, Prairie View A&M (12/20/22)
FG% (half)	.630 <sup>2</sup> , TAMUCC (11/12/24)	.345 <sup>2</sup> , vs. UCLA (11/8/24)	.741 <sup>2</sup> , at San Jose St (2/20/22)	.216 <sup>1</sup> , North Dakota St (11/26/22)
3FGs	15, Nicholls (11/4/24)	5, twice	15, Nicholls (11/4/24)	2, twice
3FGAs	37, Nicholls (11/4/24)	16, TAMUCC (11/12/24)	37, Nicholls (11/4/24)	8, UNLV (2/10/24)
3FG%	.405, Nicholls (11/4/24)	.217, vs. UCLA (11/8/24)	.550, at Colorado State (3/3/23)	.125, Iona (12/18/22)
FTs	19, vs. UCLA (11/8/24)	9, Nicholls (11/4/24)	27, three times	2, twice
FTAs	35, TAMUCC (11/12/24)	16, Nicholls (11/4/24)	38, Boise State (1/15/22)	4, San Diego St (2/25/23)
FT%	.704, vs. UCLA (11/8/24)	.514, TAMUCC (11/12/24)	1.00, at San Jose St (1/24/24)	.400, New Mexico St (12/6/21)
Off Rebs	14, twice	9, TAMUCC (11/12/24)	<b>29, at San Jose State (2/17/23)</b>	2, vs. Toledo (11/21/23)
Def Rebs	35, Nicholls (11/4/24)	20, vs. UCLA (11/8/24)	38, twice	15, No. Colorado (11/27/22)
Total Rebs	49, Nicholls (11/4/24)	34, vs. UCLA (11/8/24)	52, Boise State (1/15/22)	22, No. Colorado (11/27/22)
Rebound Margin	+2, TAMUCC (11/12/24)	-	+27, Boise State (1/15/22)	-
Fouls	26, TAMUCC (11/12/24)	24, twice	30, Southern Utah (11/7/22)	10, at Colorado St (1/19/22)
Assists	20, TAMUCC (11/12/24)	13, vs. UCLA (11/8/24)	23, twice	7, Prairie View A&M (12/20/22)
Turnovers	22, TAMUCC (11/12/24)	17, Nicholls (11/4/24)	26, vs. Santa Clara (12/9/23)	4, San Jose State (1/17/23)
Blocks	4, twice	3, vs. UCLA (11/8/24)	9, twice	0, numerous times
Steals	12, vs. UCLA (11/8/24)	4, Nicholls (11/4/24)	15, vs. UAB (11/25/21)	1, twice
Double Figure Scorers	4, Nicholls (11/4/24)	1, vs. UCLA (11/8/24)	6, Utah State (1/8/22)	0, Nevada (1/28/24)
Players to Score	10, TAMUCC (11/12/24)	9, twice	12, UTSA (12/10/22)	5, at Air Force (1/20/24)

Bold denotes school record



# 2024-25 LOBO BASKETBALL

## SUPERLATIVES...

LARGEST LEAD AT ANY TIME:	21 (66-45), vs. A&M-Corpus Christi (Nov. 12)
LARGEST DEFICIT AT ANY TIME:	3 (23-26), vs. Nicholls (Nov. 4)
LARGEST DEFICIT OVERCOME TO WIN:	3 (23-26), vs. Nicholls (Nov. 4)
LARGEST LEAD SURRENDERED IN A LOSS:	--
LARGEST HALFTIME LEAD:	15, (49-34), vs. A&M-Corpus Christi (Nov. 12)
LARGEST HALFTIME DEFICIT:	--
LARGEST HALFTIME DEFICIT OVERCOME TO WIN:	--
LARGEST HALFTIME LEAD SURRENDERED IN A LOSS:	--
MOST CONSECUTIVE POINTS SCORED:	11, vs. A&M-Corpus Christi (Nov. 12)
MOST CONSECUTIVE POINTS ALLOWED:	8, by A&M-Corpus Christi (Nov. 12)

## SPECIALTY STATS...

POINTS OFF TURNOVERS	NEW MEXICO	OPPONENT
Average	25.0	12.3
High	31 vs. TAMUCC (Nov. 12)	15, by TAMUCC (Nov. 12)
Low	21 vs. UCLA (Nov. 8)	6, by Nicholls (Nov. 4)

2ND CHANCE POINTS	NEW MEXICO	OPPONENT
Average	7.0	12.0
High	17 vs. Nicholls (Nov. 4)	16, by Nicholls (Nov. 4)
Low	2, twice	8, by TAMUCC (Nov. 12)

POINTS IN THE PAINT	NEW MEXICO	OPPONENT
Average	43.3	30.7
High	48 vs TAMUCC (Nov. 12)	38, by TAMUCC (Nov. 12)
Low	36 vs. UCLA (Nov. 8)	24, by UCLA (Nov. 8)

FAST BREAK POINTS	NEW MEXICO	OPPONENT
Average	23.0	12.3
High	27 vs. Nicholls (Nov. 4)	14, by TAMUCC (Nov. 12)
Low	17 vs. UCLA (Nov. 8)	10, by UCLA (Nov. 8)

BENCH POINTS	NEW MEXICO	OPPONENT
Average	26.0	24.3
High	38 vs. TAMUCC (Nov. 12)	32, by TAMUCC (Nov. 12)
Low	18 vs. Nicholls (Nov. 4)	18, by UCLA (Nov. 8)

## LOBO LEADERS...

POINTS	2024-25	CAREER
Donovan Dent	2	12
Nelly Junior Joseph	1	4
Mustapha Amzil	-	1

ASSISTS	2024-25	CAREER
Donovan Dent	3	36
Mustapha Amzil	-	2

BLOCKS	2024-25	CAREER
Nelly Junior Joseph	1	14
Mustapha Amzil	1	3
Atiki Ally Atiki	1	1
CJ Noland	1	1
Donovan Dent	-	16
Tru Washington	-	1
Quinton Webb	-	1

REBOUNDS	2024-25	CAREER
Nelly Junior Joseph	3	18
Mustapha Amzil	-	1
Tru Washington	-	1

STEALS	2024-25	CAREER
Donovan Dent	1	17
Tru Washington	1	8
CJ Noland	1	1
Nelly Junior Joseph	-	6
Mustapha Amzil	-	2
Quinton Webb	-	1

## NEW MEXICO'S RECORD...

Home.....	2-0
Road .....	0-0
Neutral .....	1-0
Ranked Opponent (either AP or Coaches).....	1-0
Unranked Opponent.....	2-0
Leads at halftime .....	3-0
Trails at halftime .....	0-0
Tied at halftime.....	0-0
Goes into overtime.....	0-0
Leads by 10 or more points.....	3-0
Trails by 10 or more points.....	0-0
Shoots 50% or better .....	2-0
Shoots less than 50% .....	1-0
Shoots less than 45% .....	1-0
Shoots less than 40% .....	1-0
Opponent shoots 50% or better.....	1-0
Opponent shoots less than 50%.....	2-0
Opponent shoots less than 45%.....	2-0
Opponent shoots less than 40%.....	1-0
Has higher FG% than opponent .....	2-0
Has lower FG% than opponent.....	1-0
Has same FG% as opponent.....	0-0
Outrebounds its opponent .....	1-0
Outrebounded by opponent.....	1-0
Has same rebounds as opponent .....	1-0
Has more offensive rebounds than opponent.....	2-0
Has fewer offensive rebounds than opponent.....	1-0
Has same offensive rebounds as opponent .....	0-0
Has fewer turnovers than opponent.....	2-0
Has more turnovers than opponent .....	1-0
Has same turnovers as opponent.....	0-0
Has fewer than 10 turnovers .....	1-0
Opponent has fewer than 10 turnovers.....	0-0
Shoots more FTs than opponent .....	2-0
Shoots fewer FTs than opponent.....	1-0
Shoots the same FTs as opponent.....	0-0
Has game decided by 10 points or less or OT .....	2-0
Has game decided by 5 points or less or OT .....	0-0
Scores <60 points .....	0-0
Scores 60-69 points .....	0-0
Scores 70-79 points .....	1-0
Scores 80-89 points .....	0-0
Scores 90+ points .....	2-0
Allows <60 points.....	0-0
Allows 60-69 points.....	1-0
Allows 70-79 points.....	0-0
Allows 80-89 points.....	2-0
Allows 90+ points.....	0-0
Wins the tip .....	2-0
Loses the tip.....	1-0
White uniforms.....	2-0
White uniforms (turquoise trim) .....	0-0
Red uniforms .....	1-0
Turquoise uniforms .....	0-0



### Season Highs

Pts	13	vs. UCLA (11/8/24)
Reb	3	twice
FG	4	vs. Nicholls (11/4/24)
FGA	14	vs. Nicholls (11/4/24)
3FG	1	three times
3FGA	9	vs. Nicholls (11/4/24)
FT	8	vs. UCLA (11/8/24)
FTA	8	vs. UCLA (11/8/24)
Ast	1	three times
Blk	3	vs. Nicholls (11/4/24)
Stl	3	twice
Min	22	vs. Nicholls (11/4/24)

### Career Highs

23	vs. Tulane (3/14/24) <sup>NT</sup>
7	at Seton Hall (3/23/24) <sup>NT</sup>
7	three times
18	at Florida Atlantic (1/28/24) <sup>NT</sup>
4	vs. Tulane (3/14/24) <sup>NT</sup>
9	vs. Nicholls (11/4/24)
8	vs. UCLA (11/8/24)
9	vs. Tulane (3/14/24) <sup>NT</sup>
5	four times
3	vs. Nicholls (11/4/24)
4	at Boise State (12/5/23) <sup>NT</sup>
36	vs. Tulane (1/6/24) <sup>NT</sup>

### MW Career Highs

--
--
--
--
--
--
--
--
--
--
--
--

9.3 PPG | 2.3 RPG | 19.0 MPG | 2.3 SPG

### 2024-25 GAME-BY-GAME

Opponent	MP	FG-A	3G-A	FT-A	O-D-T	PF	A	TO	BS	ST	TP
Nicholls	22	4-14	1-9	1-3	2-1-3	2	1	1	3	1	10
vs. UCLA	19	2-5	1-2	8-8	0-1-1	5	1	0	0	3	13
A&M-Corpus Christi	16	1-7	1-5	2-2	0-3-3	5	1	3	0	3	5

\* game started

### SEASON NOTES

- Tri-Captain
- Had 13 points (8-8 FT) vs. No. 22 UCLA (Nov. 8)
- Scored 10 points and had a career-high three blocks in his UNM debut vs. Nicholls (Nov. 4)
- Had two points in the exhibition vs. UTEP (Oct. 28)

	2024-25	CAREER	STREAK
Double Figure Scoring	2	25	-
20-Point Games	-	2	-

### CAREER STATISTICS

Year	G-GS	Min-Avg.	FG-FGA	Pct.	3FG-3FGA	Pct.	FT-FTA	Pct.	Off-Def.	Reb-Avg.	PF-DQ	Ast	TO	Blk	Stl	Pts-Avg
2021-22 %	33-0	416-12.6	52-97	.536	17-39	.436	9-13	.692	7-41	48-1.5	34-0	22	26	3	22	130-3.9
Conf	16-0	192-12.0	22-42	.524	7-17	.412	5-7	.714	2-16	18-1.1	17-0	7	12	1	9	56-3.5
2022-23 %	26-8	378-14.5	30-84	.357	13-55	.236	10-19	.526	5-30	35-1.3	19-0	15	20	1	12	83-3.2
Conf	13-0	193-14.8	17-43	.395	8-31	.258	6-9	.667	4-11	15-1.2	8-0	10	9	0	6	48-3.7
2023-24 ^	29-20	757-26.1	111-254	.437	33-86	.384	60-87	.690	11-70	81-2.8	59-0	58	52	7	28	315-10.9
Conf	13-8	380-29.2	55-139	.396	9-41	.220	31-44	.705	5-34	39-3.0	26-0	29	25	2	11	150-11.5
2024-25	3-0	57-19.0	7-26	.269	3-16	.188	11-13	.846	2-5	7-2.3	12-2	3	4	3	7	28-9.3
Conf	0-0															
CAREER	91-28	1611-17.7	200-461	.434	66-196	.337	90-132	.682	25-146	171-1.9	124-2	98	102	14	69	551-6.1

% at Oklahoma | ^ at North Texas




#1

## BRADEN APPELHANS

"apple-hahns"

R-Sophomore | Guard | 6-7 | 195 | Blue Springs, MO | Western Reserve Academy



## Season Highs

Pts	3	three times
Reb	2	vs. A&M-Corpus Christi (11/12/24)
FG	1	three times
FGA	4	vs. Nicholls (11/4/24)
3FG	1	three times
3FGA	4	vs. Nicholls (11/4/24)
FT	--	
FTA	--	
Ast	--	
Blk	--	
Stl	1	twice
Min	10	vs. A&M-Corpus Christi (11/12/24)

## Career Highs

14	vs. Eastern New Mexico (12/29/23)
5	vs. Western New Mexico (12/6/22)
5	vs. Eastern New Mexico (12/29/23)
8	vs. Eastern New Mexico (12/29/23)
4	vs. Eastern New Mexico (12/29/23)
6	twice
2	twice
2	three times
3	vs. Eastern New Mexico (12/29/23)
2	vs. Prairie View A&M (12/20/22)
1	six times
20	twice

## MW Career Highs

--	
--	
--	
3	vs. Air Force (3/13/24) <sup>MW</sup>
--	
2	vs. Air Force (3/13/24) <sup>MW</sup>
--	
--	
--	
--	
4	vs. Fresno State (3/6/24)

3.0 PPG | 1.0 RPG | 8.0 MPG | 50% 3FG

## 2024-25 GAME-BY-GAME

Opponent	MP	FG-A	3G-A	FT-A	O-D-T	PF	A	TO	BS	ST	TP
Nicholls	9	1-4	1-4	0-0	0-0-0	0	0	0	0	1	3
vs. UCLA	4	1-1	1-1	0-0	0-1-1	1	0	0	0	0	3
A&M-Corpus Christi	10	1-1	1-1	0-0	0-2-2	0	0	0	0	1	3

\* game started

## SEASON NOTES

- Scored three points vs. Texas A&M-Corpus Christi (Nov. 12)
- Had three points vs. No. 22 UCLA (Nov. 8)
- Scored three points vs. Nicholls (Nov. 4)
- Had four points in the exhibition vs. UTEP (Oct. 28)

	2024-25	CAREER	STREAK
Double Figure Scoring	-	2	-

## CAREER STATISTICS


Year	G-GS	Min-Avg.	FG-FGA	Pct.	3FG-3FGA	Pct.	FT-FTA	Pct.	Off-Def.	Reb-Avg.	PF-DQ	Ast	TO	Blk	Stl	Pts-Avg
2022-23	10-0	62-6.2	4-15	.267	2-11	.182	0-2	.000	0-12	12-1.2	5-0	1	1	3	1	10-1.0
Conf	2-0	2-1.0	0-1	.000	0-0	.000	0-0	.000	0-0	0-0.0	0-0	0	0	0	0	0-0.0
2023-24	16-0	94-5.9	13-34	.382	10-25	.400	4-4	1.000	1-8	9-0.6	8-0	5	5	1	4	40-2.5
Conf	4-0	11-2.8	0-2	.000	0-1	.000	0-0	.000	0-2	2-0.5	1-0	0	0	0	0	0-0.0
2024-25	3-0	24-8.0	3-6	.500	3-6	.500	0-0	.000	0-3	3-1.0	1-0	0	0	0	2	9-3.0
Conf	0-0															
CAREER	29-0	179-6.2	20-55	.364	15-42	.357	4-6	.667	1-23	24-0.8	14-0	6	6	4	7	59-2.0





# #2 DONOVAN DENT

Junior | Guard | 6-2 | 185 | Riverside, CA | Centennial HS



## Season Highs

Pts	25	vs. A&M-Corpus Christi (11/12/24)
Reb	1	vs. UCLA (11/8/24)
FG	8	vs. UCLA (11/8/24)
FGA	13	vs. UCLA (11/8/24)
3FG	1	vs. A&M-Corpus Christi (11/12/24)
3FGA	2	vs. Nicholls (11/4/24)
FT	10	vs. A&M-Corpus Christi (11/12/24)
FTA	14	vs. A&M-Corpus Christi (11/12/24)
Ast	11	vs. Nicholls (11/4/24)
Blk	1	vs. Nicholls (11/4/24)
Stl	3	vs. Nicholls (11/4/24)
Min	38	vs. Nicholls (11/4/24)

## Career Highs

31	vs. Boise State (1/31/24)
6	three times
12	vs. Boise State (1/31/24)
18	twice
2	three times
4	vs. Wyoming (1/6/24)
10	vs. A&M-Corpus Christi (11/12/24)
14	vs. A&M-Corpus Christi (11/12/24)
14	vs. Utah State (1/16/24)
3	twice
5	vs. Boise State (3/14/24) <sup>MMT</sup>
38	vs. Nicholls (11/4/24)

## MW Career Highs

31	vs. Boise State (1/31/24)
6	at Wyoming (2/6/24)
12	vs. Boise State (1/31/24)
18	vs. Boise State (1/31/24)
2	twice
4	vs. Wyoming (1/6/24)
7	twice
9	vs. Colorado State (2/21/24)
14	vs. Utah State (1/16/24)
3	vs. Boise State (1/20/23)
5	vs. Boise State (3/14/24) <sup>MMT</sup>
37	at Wyoming (2/6/24)

19.0 PPG | 9.7 APG | 34.0 MPG | 2.3 SPG

## 2024-25 GAME-BY-GAME

Opponent	MP	FG-A	3G-A	FT-A	O-D-T	PF	A	TO	BS	ST	TP
Nicholls*	38	5-11	0-2	5-7	0-0-0	0	11	2	1	3	15
vs. UCLA*	34	8-13	0-1	1-4	0-1-1	1	8	9	0	2	17
A&M-Corpus Christi*	30	7-10	1-1	10-14	0-0-0	2	10	0	0	2	25

\* game started

## SEASON NOTES

- Tri-Captain
- Preseason All-Mountain West Team
- 1st Lobo in history to have a 25 point/10 assist/0 turnover game vs. Texas A&M-Corpus Christi (Nov. 12)
- Had 17 points and eight assists vs. No. 22 UCLA (Nov. 8)
- Fourth career double-double with 15 points and 11 assists vs. Nicholls (Nov. 4)
- Led UNM with 19 points and five assists in the exhibition vs. UTEP (Oct. 28)

## UNM CAREER RECORD BOOK

	Total	Rank	Up Next
Assists:	298	19th	Lamont Long (301-18th)

	2024-25	CAREER	STREAK
Double-Doubles	2	5	1
Double Figure Scoring	3	34	3
20-Point Games	1	9	1
30-Point Games	-	1	-
10-Assist Games	1	5	1

## CAREER STATISTICS

Year	G-GS	Min-Avg.	FG-FGA	Pct.	3FG-3FGA	Pct.	FT-FTA	Pct.	Off-Def.	Reb-Avg.	PF-DQ	Ast	TO	Blk	Stl	Pts-Avg
2022-23	34-2	629-18.5	69-136	.507	4-19	.211	50-73	.685	10-59	69-2.0	61-1	79	55	25	30	192-5.6
Conf	18-2	319-17.7	31-67	.463	2-13	.154	24-34	.706	4-31	35-1.9	35-1	31	30	10	17	88-4.9
2023-24	35-35	1096-31.3	195-375	.520	15-40	.375	88-129	.682	13-75	88-2.5	67-0	190	79	24	53	493-14.1
Conf	18-18	585-32.5	96-186	.516	8-23	.348	48-66	.727	6-38	44-2.4	37-0	92	37	14	21	248-13.8
2024-25	3-3	102-34.0	20-34	.588	1-4	.250	16-25	.640	0-1	1-0.3	3-0	29	11	1	7	57-19.0
Conf	0-0															
CAREER	72-40	1826-25.4	284-545	.521	20-63	.317	154-227	.678	23-135	158-2.2	131-1	298	145	50	90	742-10.3



# #3 TRU WASHINGTON

Sophomore | Guard | 6-4 | 205 | Phoenix, AZ | AZ Compass Prep



## Season Highs

Pts	15	vs. A&M-Corpus Christi (11/12/24)
Reb	5	twice
FG	5	vs. A&M-Corpus Christi (11/12/24)
FGA	12	vs. A&M-Corpus Christi (11/12/24)
3FG	2	vs. Nicholls (11/4/24)
3FGA	4	vs. A&M-Corpus Christi (11/12/24)
FT	4	vs. A&M-Corpus Christi (11/12/24)
FTA	7	vs. A&M-Corpus Christi (11/12/24)
Ast	2	twice
Blk	--	
Stl	5	vs. UCLA (11/8/24)
Min	31	vs. A&M-Corpus Christi (11/12/24)

## Career Highs

21	vs. New Mexico State (12/2/23)
12	vs. Pepperdine (11/24/23)
7	twice
13	vs. Pepperdine (11/24/23)
3	vs. New Mexico State (12/2/23)
4	three times
8	vs. New Mexico State (12/2/23)
10	vs. New Mexico State (12/2/23)
6	vs. New Mexico State (12/2/23)
2	vs. Utah State (1/16/24)
5	three times
33	vs. Pepperdine (11/24/23)

## MW Career Highs

14	vs. Air Force (3/13/24) <sup>MW</sup>
6	vs. UNLV (2/10/24)
6	vs. Air Force (3/13/24) <sup>MW</sup>
9	three times
2	twice
3	four times
3	at UNLV (1/9/24)
3	at UNLV (1/9/24)
3	twice
2	vs. Utah State (1/16/24)
5	at UNLV (1/9/24)
23	twice

10.0 PPG | 4.7 RPG | 27.0 MPG | 3.0 SPG

## 2024-25 GAME-BY-GAME

Opponent	MP	FG-A	3G-A	FT-A	O-D-T	PF	A	TO	BS	ST	TP
Nicholls*	20	4-8	2-3	2-2	1-3-4	4	0	1	0	2	12
vs. UCLA*	30	1-7	0-3	1-2	2-3-5	2	2	3	0	5	3
A&M-Corpus Christi*	31	5-12	1-4	4-7	3-2-5	3	2	1	0	2	15

\* game started

## SEASON NOTES

- Had 15 points vs. Texas A&M-Corpus Christi (Nov. 12)
- Tied career high with five steals vs. No. 22 UCLA (Nov. 8)
- Scored 12 points vs. Nicholls (Nov. 4)
- Had 17 points, six rebounds and four steals in the exhibition vs. UTEP (Oct. 28)

	2024-25	CAREER	STREAK
Double-Doubles	-	1	-
Double Figure Scoring	2	11	1
20-Point Games	-	1	-
10-Rebound Games	-	1	-

## CAREER STATISTICS

Year	G-GS	Min-Avg.	FG-FGA	Pct.	3FG-3FGA	Pct.	FT-FTA	Pct.	Off-Def.	Reb-Avg.	PF-DQ	Ast	TO	Blk	Stl	Pts-Avg
2023-24	35-1	622-17.8	86-204	.422	20-71	.282	40-59	.678	29-86	115-3.3	63-0	44	37	8	49	232-6.6
Conf	18-0	275-15.3	33-91	.363	7-35	.200	12-19	.632	13-29	42-2.3	30-0	16	12	5	28	85-4.7
2024-25	3-3	81-27.0	10-27	.370	3-10	.300	7-11	.636	6-8	14-4.7	9-0	4	5	0	9	30-10.0
Conf	0-0															
CAREER	38-4	703-18.5	96-231	.416	23-81	.284	47-70	.671	35-94	129-3.4	72-0	48	42	8	58	262-6.9

Freshman | Guard | 6-2 | 190 | Beaumont, Texas | Beaumont United HS



Season Highs

Pts	18	vs. A&M-Corpus Christi (11/12/24)
Reb	1	twice
FG	6	vs. A&M-Corpus Christi (11/12/24)
FGA	7	vs. A&M-Corpus Christi (11/12/24)
3FG	3	vs. A&M-Corpus Christi (11/12/24)
3FGA	4	twice
FT	3	vs. A&M-Corpus Christi (11/12/24)
FTA	4	vs. A&M-Corpus Christi (11/12/24)
Ast	3	vs. A&M-Corpus Christi (11/12/24)
Blk	--	
Stl	2	vs. A&M-Corpus Christi (11/12/24)
Min	15	vs. A&M-Corpus Christi (11/12/24)

Career Highs

18	vs. A&M-Corpus Christi (11/12/24)
1	twice
6	vs. A&M-Corpus Christi (11/12/24)
7	vs. A&M-Corpus Christi (11/12/24)
3	vs. A&M-Corpus Christi (11/12/24)
4	twice
3	vs. A&M-Corpus Christi (11/12/24)
4	vs. A&M-Corpus Christi (11/12/24)
3	vs. A&M-Corpus Christi (11/12/24)
--	
2	vs. A&M-Corpus Christi (11/12/24)
15	vs. A&M-Corpus Christi (11/12/24)

MW Career Highs

--	
--	
--	
--	
--	
--	
--	
--	
--	
--	
--	
--	

7.0 PPG | 1.0 APG | 10.7 MPG | 44% 3FG

2024-25 GAME-BY-GAME

Opponent	MP	FG-A	3G-A	FT-A	O-D-T	PF	A	TO	BS	ST	TP
Nicholls	10	1-4	1-4	0-2	0-0-0	2	0	0	0	0	3
vs. UCLA	6	0-1	0-1	0-0	0-1-1	0	0	2	0	0	0
A&M-Corpus Christi	15	6-7	3-4	3-4	0-1-1	2	3	1	0	2	18

\* game started


SEASON NOTES

- First career double figure game with 18 points (6-7 FG) vs, Texas A&M-Corpus Christi (Nov. 12)
- Scored first three career points vs. Nicholls in collegiate debut (Nov. 4)
- Had one point in the exhibition vs. UTEP (Oct. 28)

	2024-25	CAREER	STREAK
Double Figure Scoring	1	1	1

CAREER STATISTICS

Year	G-GS	Min-Avg.	FG-FGA	Pct.	3FG-3FGA	Pct.	FT-FTA	Pct.	Off-Def.	Reb-Avg.	PF-DQ	Ast	TO	Blk	Stl	Pts-Avg
2024-25	3-0	32-10.7	7-12	.583	4-9	.444	3-6	.500	0-2	2-0.7	4-0	3	3	0	2	21-7.0
Conf	0-0															
CAREER	3-0	32-10.7	7-12	.583	4-9	.444	3-6	.500	0-2	2-0.7	4-0	3	3	0	2	21-7.0



### Season Highs

Pts	9	vs. A&M-Corpus Christi (11/12/24)
Reb	5	vs. A&M-Corpus Christi (11/12/24)
FG	4	vs. A&M-Corpus Christi (11/12/24)
FGA	4	vs. A&M-Corpus Christi (11/12/24)
3FG	--	
3FGA	--	
FT	1	vs. A&M-Corpus Christi (11/12/24)
FTA	3	vs. A&M-Corpus Christi (11/12/24)
Ast	2	vs. A&M-Corpus Christi (11/12/24)
Blk	5	vs. A&M-Corpus Christi (11/12/24)
Stl	--	
Min	21	vs. A&M-Corpus Christi (11/12/24)

### Career Highs

14	vs. Wyoming (12/30/23) <sup>BYU</sup>
11	twice
7	vs. Wyoming (12/30/23) <sup>BYU</sup>
10	vs. Wyoming (12/30/23) <sup>BYU</sup>
--	
1	four times
5	vs. Pepperdine (1/14/23) <sup>BYU</sup>
6	twice
3	vs. Southeastern Louisiana (11/15/23) <sup>BYU</sup>
5	vs. A&M-Corpus Christi (11/12/24)
3	at Pepperdine (2/9/23) <sup>BYU</sup>
26	at Pepperdine (2/12/22) <sup>BYU</sup>

### MW Career Highs

--
--
--
--
--
--
--
--
--
--
--
--
--
--

4.3 PPG | 2.3 RPG | 10.7 MPG | 2.0 BPG

### 2024-25 GAME-BY-GAME

Opponent	MP	FG-A	3G-A	FT-A	O-D-T	PF	A	TO	BS	ST	TP
Nicholls	4	0-3	0-0	0-0	0-1-1	0	0	0	1	0	0
vs. UCLA	7	2-2	0-0	0-0	0-1-1	1	0	0	0	0	4
A&M-Corpus Christi	21	4-4	0-0	1-3	1-4-5	2	2	0	5	0	9

\* game started

### SEASON NOTES

- Had nine points (4-4 FG), five rebounds and a career-high five blocks vs. Texas A&M-Corpus Christi (Nov. 12)
- Scored first four points as a Lobo vs. No. 22 UCLA (Nov. 8)
- Had one rebound and one block vs. Nicholls in UNM debut (Nov. 4)
- Had four points and four rebounds in the exhibition vs. UTEP (Oct. 28)

	2024-25	CAREER	STREAK
Double Figure Scoring	-	7	-
Double Figure Rebounds	-	2	-

### CAREER STATISTICS

Year	G-GS	Min-Avg.	FG-FGA	Pct.	3FG-3FGA	Pct.	FT-FTA	Pct.	Off-Def.	Reb-Avg.	PF-DQ	Ast	TO	Blk	Stl	Pts-Avg
2021-22 %	32-3	341-10.7	44-76	.579	0-0	.000	9-19	.474	39-55	94-2.9	67-2	9	21	24	1	97-3.0
Conf	15-0	185-12.3	29-48	.604	0-0	.000	2-8	.250	18-25	43-2.9	32-1	4	6	17	1	60-4.0
2022-23 %	33-1	479-14.5	45-88	.511	0-2	.000	35-51	.686	48-70	118-3.6	78-2	17	41	35	12	125-3.8
Conf	15-0	212-14.1	22-39	.564	0-1	.000	20-24	.833	17-26	43-2.9	36-1	9	19	10	6	64-4.3
2023-24 %	23-0	253-11.0	41-66	.621	0-2	.000	11-24	.458	26-41	67-2.9	57-2	7	21	12	7	93-4.0
Conf	11-0	78-7.1	10-16	.625	0-0	.000	5-12	.417	8-5	13-1.2	25-1	0	14	3	2	25-2.3
2024-25	3-0	32-10.7	6-9	.667	0-0	.000	1-3	.333	1-6	7-2.3	3-0	2	0	6	0	13-4.3
Conf	0-0															
CAREER	91-4	1103-12.1	136-239	.569	0-4	.000	56-97	.577	114-172	286-3.1	205-6	35	83	77	20	328-3.6

% at BYU





# #7 IBRAHIMA SACKO

"E-bra-HE-ma SOCK-oh"

Sophomore | Forward | 6-6 | 230 | Conakry, Guinea | J. Addison School [Georgia Tech]



## Season Highs

Pts	3	vs. A&M-Corpus Christi (11/12/24)
Reb	1	twice
FG	1	twice
FGA	1	twice
3FG	1	vs. A&M-Corpus Christi (11/12/24)
3FGA	1	vs. A&M-Corpus Christi (11/12/24)
FT	--	
FTA	1	vs. UCLA (11/8/24)
Ast	--	
Blk	--	
Stl	1	vs. A&M-Corpus Christi (11/12/24)
Min	14	vs. A&M-Corpus Christi (11/12/24)

## Career Highs

13	at Notre Dame (2/14/24) <sup>GT</sup>
8	vs. UMass Lowell (11/14/23) <sup>GT</sup>
6	at Notre Dame (2/14/24) <sup>GT</sup>
8	at Notre Dame (2/14/24) <sup>GT</sup>
1	four times
3	at Cincinnati (11/22/23) <sup>GT</sup>
2	vs. Wake Forest (2/6/24) <sup>GT</sup>
2	four times
1	four times
1	four times
3	vs. UMass Lowell (11/14/23) <sup>GT</sup>
26	at Notre Dame (2/14/24) <sup>GT</sup>

## MW Career Highs

--	
--	
--	
--	
--	
--	
--	
--	
--	
--	
--	
--	

2.5 PPG | 1.0 RPG | 12.0 MPG | 100% FG

## 2024-25 GAME-BY-GAME

Opponent	MP	FG-A	3G-A	FT-A	O-D-T	PF	A	TO	BS	ST	TP
Nicholls					-DNP-						
vs. UCLA	10	1-1	0-0	0-1	0-1-1	4	0	0	0	0	2
A&M-Corpus Christi	14	1-1	1-1	0-0	0-1-1	4	0	1	0	1	3

\* game started

## SEASON NOTES

- Scored three points vs. Texas A&M-Corpus Christi (Nov. 12)
- Made Lobo debut vs. No. 22 UCLA, scoring two points (Nov. 8)
- Had four points and two rebounds in the exhibition vs. UTEP (Oct. 28)


	2024-25	CAREER	STREAK
Double Figure Scoring	-	1	-

## CAREER STATISTICS

Year	G-GS	Min-Avg.	FG-FGA	Pct.	3FG-3FGA	Pct.	FT-FTA	Pct.	Off-Def.	Reb-Avg.	PF-DQ	Ast	TO	Blk	Stl	Pts-Avg
2023-24 %	20-3	227-11.4	18-38	.474	4-14	.286	3-10	.300	20-33	53-2.7	26-0	4	11	4	11	43-2.2
Conf	11-3	115-10.4	11-22	.500	2-7	.286	2-3	.667	8-15	23-2.1	11-0	2	3	3	4	26-2.4
2024-25	2-2	24-12.0	2-2	1.000	1-1	1.000	0-1	.000	0-2	2-1.0	8-0	0	1	0	1	5-2.5
Conf	0-0															
CAREER	22-3	252-11.4	20-40	.500	5-15	.333	3-11	.273	20-35	55-2.5	34-0	4	12	4	12	48-2.2

% at Georgia Tech

Sophomore | Forward | 6-9 | 220 | Belgrade, Serbia | KK Beko [Arizona]



Season Highs

Pts	6	vs. UCLA (11/8/24)
Reb	7	vs. Nicholls (11/4/24)
FG	2	twice
FGA	6	vs. Nicholls (11/4/24)
3FG	2	vs. UCLA (11/8/24)
3FGA	4	vs. Nicholls (11/4/24)
FT	--	
FTA	--	
Ast	3	vs. UCLA (11/8/24)
Blk	--	
Stl	--	
Min	24	vs. UCLA (11/8/24)

Career Highs

11	vs. Morgan State (11/6/23) <sup>UA</sup>
7	twice
4	vs. Morgan State (11/6/23) <sup>UA</sup>
9	vs. Morgan State (11/6/23) <sup>UA</sup>
2	vs. UCLA (11/8/24)
4	twice
4	twice
6	vs. Wisconsin (12/9/23) <sup>UA</sup>
3	three times
1	at Cal (12/29/23) <sup>UA</sup>
1	five times
19	vs. UCLA (11/8/24)

MW Career Highs

--
--
--
--
--
--
--
--
--
--
--
--

3.7 PPG | 3.3 RPG | 19.0 MPG | 1.7 APG

2024-25 GAME-BY-GAME

Opponent	MP	FG-A	3G-A	FT-A	O-D-T	PF	A	TO	BS	ST	TP
Nicholls*	19	2-6	1-4	0-0	2-5-7	2	2	1	0	0	5
vs. UCLA*	24	2-2	2-2	0-0	0-2-2	3	3	1	0	0	6
A&M-Corpus Christi*	14	0-5	0-2	0-0	1-0-1	2	0	1	0	0	0

\* game started

SEASON NOTES

- Had six points (2-2 3FG) vs. No. 22 UCLA (Nov. 8)
- Had five points and matched a career high with seven rebounds in his UNM debut and first career start vs. Nicholls (Nov. 4)
- Had one point and five rebounds in the exhibition vs. UTEP (Oct. 28)

	2024-25	CAREER	STREAK
Double Figure Scoring	-	1	-

CAREER STATISTICS

Year	G-GS	Min-Avg.	FG-FGA	Pct.	3FG-3FGA	Pct.	FT-FTA	Pct.	Off-Def.	Reb-Avg.	PF-DQ	Ast	TO	Blk	Stl	Pts-Avg
2022-23 %	14-0	54-3.9	7-13	.538	2-4	.500	2-3	.667	3-9	12-0.9	8-0	6	5	0	1	18-1.3
Conf	6-0	18-3.0	3-5	.600	1-1	1.000	1-2	.500	1-0	1-0.2	1-0	3	0	0	1	8-1.3
2023-24 %	20-0	111-5.6	16-39	.410	0-12	.000	13-15	.867	12-20	32-1.6	10-0	16	10	1	4	45-2.3
Conf	12-0	50-4.2	7-18	.389	0-5	.000	2-2	1.000	5-8	13-1.1	4-0	13	7	1	2	16-1.3
2024-25	3-3	57-19.0	4-13	.308	3-8	.375	0-0	.000	3-7	10-3.3	7-0	5	3	0	0	11-3.7
Conf	0-0															
CAREER	37-3	221-6.0	27-65	.415	5-24	.208	15-18	.833	18-36	54-1.5	25-0	27	18	1	5	74-2.0

% at Arizona



#11

## QUINTON WEBB

R-Sophomore | Guard | 6-6 | 205 | San Bernardino, CA | Etiwanda



## Season Highs

Pts	--
Reb	1 vs. A&M-Corpus Christi (11/12/24)
FG	--
FGA	1 vs. UCLA (11/8/24)
3FG	--
3FGA	1 vs. UCLA (11/8/24)
FT	--
FTA	--
Ast	--
Blk	--
Stl	--
Min	4 vs. A&M-Corpus Christi (11/12/24)

## Career Highs

7	twice
4	vs. Texas Southern (11/6/23)
3	twice
6	vs. New Mexico State (12/2/23)
1	five times
4	vs. New Mexico State (12/2/23)
1	vs. Texas Southern (11/6/23)
2	twice
1	vs. Toledo (11/21/23)
2	vs. Air Force (3/13/24) <sup>MW</sup>
2	four times
19	twice

## MW Career Highs

2	twice
1	twice
1	twice
1	three times
--	
--	
--	
--	
2	vs. Air Force (3/13/24) <sup>MW</sup>
1	at Utah State (3/9/24)
6	vs. Fresno State (3/6/24)

0.0 PPG | 0.3 RPG | 2.3 MPG |

## 2024-25 GAME-BY-GAME

Opponent	MP	FG-A	3G-A	FT-A	O-D-T	PF	A	TO	BS	ST	TP
Nicholls	1	0-0	0-0	0-0	0-0-0	0	0	0	0	0	0
vs. UCLA	2	0-1	0-1	0-0	0-0-0	0	0	0	0	0	0
A&M-Corpus Christi	4	0-0	0-0	0-0	0-1-1	0	0	1	0	0	0

\* game started

## SEASON NOTES

- Scored two points in the exhibition vs. UTEP (Oct. 28)

	2024-25	CAREER	STREAK
Double Figure Scoring	-	-	-

## CAREER STATISTICS

Year	G-GS	Min-Avg.	FG-FGA	Pct.	3FG-3FGA	Pct.	FT-FTA	Pct.	Off-Def.	Reb-Avg.	PF-DQ	Ast	TO	Blk	Stl	Pts-Avg
2022-23																
Conf	--															
2023-24	19-0	170-8.9	16-32	.500	5-17	.294	1-4	.250	7-20	27-1.4	25-0	1	6	3	11	38-2.0
Conf	4-0	16-4.0	1-2	.500	0-0	.000	0-0	.000	1-0	1-0.3	1-0	0	0	0	1	2-0.5
2024-25	3-0	7-2.3	0-1	.000	0-1	.000	0-0	.000	0-1	1-0.3	0-0	0	1	0	0	0-0.0
Conf	0-0															
CAREER	22-0	177-8.0	16-33	.485	5-18	.278	1-4	.250	7-21	28-1.3	25-0	1	7	3	11	38-1.7

# #13

## #13 DANIEL THOMAS

**Freshman | Forward | 6-8 | 225 | Dallas, Texas | Dallas Carter HS**



### Season Highs

Pts	--
Reb	--
FG	--
FGA	--
3FG	--
3FGA	--
FT	--
FTA	--
Ast	--
Blk	--
Stl	--
Min	--

## Career Highs

[illegible]

## MW Career Highs

11  
 12  
 13  
 14  
 15  
 16  
 17  
 18  
 19  
 20  
 21  
 22  
 23  
 24  
 25  
 26  
 27  
 28  
 29  
 30  
 31  
 32  
 33  
 34  
 35  
 36  
 37  
 38  
 39  
 40  
 41  
 42  
 43  
 44  
 45  
 46  
 47  
 48  
 49  
 50  
 51  
 52  
 53  
 54  
 55  
 56  
 57  
 58  
 59  
 60  
 61  
 62  
 63  
 64  
 65  
 66  
 67  
 68  
 69  
 70  
 71  
 72  
 73  
 74  
 75  
 76  
 77  
 78  
 79  
 80  
 81  
 82  
 83  
 84  
 85  
 86  
 87  
 88  
 89  
 90  
 91  
 92  
 93  
 94  
 95  
 96  
 97  
 98  
 99  
 100  
 101  
 102  
 103  
 104  
 105  
 106  
 107  
 108  
 109  
 110  
 111  
 112  
 113  
 114  
 115  
 116  
 117  
 118  
 119  
 120  
 121  
 122  
 123  
 124  
 125  
 126  
 127  
 128  
 129  
 130  
 131  
 132  
 133  
 134  
 135  
 136  
 137  
 138  
 139  
 140  
 141  
 142  
 143  
 144  
 145  
 146  
 147  
 148  
 149  
 150  
 151  
 152  
 153  
 154  
 155  
 156  
 157  
 158  
 159  
 160  
 161  
 162  
 163  
 164  
 165  
 166  
 167  
 168  
 169  
 170  
 171  
 172  
 173  
 174  
 175  
 176  
 177  
 178  
 179  
 180  
 181  
 182  
 183  
 184  
 185  
 186  
 187  
 188  
 189  
 190  
 191  
 192  
 193  
 194  
 195  
 196  
 197  
 198  
 199  
 200  
 201  
 202  
 203  
 204  
 205  
 206  
 207  
 208  
 209  
 210  
 211  
 212  
 213  
 214  
 215  
 216  
 217  
 218  
 219  
 220  
 221  
 222  
 223  
 224  
 225  
 226  
 227  
 228  
 229  
 230  
 231  
 232  
 233  
 234  
 235  
 236  
 237  
 238  
 239  
 240  
 241  
 242  
 243  
 244  
 245  
 246  
 247  
 248  
 249  
 250  
 251  
 252  
 253  
 254  
 255  
 256  
 257  
 258  
 259  
 260  
 261  
 262  
 263  
 264  
 265  
 266  
 267  
 268  
 269  
 270  
 271  
 272  
 273  
 274  
 275  
 276  
 277  
 278  
 279  
 280  
 281  
 282  
 283  
 284  
 285  
 286  
 287  
 288  
 289  
 290  
 291  
 292  
 293  
 294  
 295  
 296  
 297  
 298  
 299  
 300  
 301  
 302  
 303  
 304  
 305  
 306  
 307  
 308  
 309  
 310  
 311  
 312  
 313  
 314  
 315  
 316  
 317  
 318  
 319  
 320  
 321  
 322  
 323  
 324  
 325  
 326  
 327  
 328  
 329  
 330  
 331  
 332  
 333  
 334  
 335  
 336  
 337  
 338  
 339  
 340  
 341  
 342  
 343  
 344  
 345  
 346  
 347  
 348  
 349  
 350  
 351  
 352  
 353  
 354  
 355  
 356  
 357  
 358  
 359  
 360  
 361  
 362  
 363  
 364  
 365  
 366  
 367  
 368  
 369  
 370  
 371  
 372  
 373  
 374  
 375  
 376  
 377  
 378  
 379  
 380  
 381  
 382  
 383  
 384  
 385  
 386  
 387  
 388  
 389  
 390  
 391  
 392  
 393  
 394  
 395  
 396  
 397  
 398  
 399  
 400  
 401  
 402  
 403  
 404  
 405  
 406  
 407  
 408  
 409  
 410  
 411  
 412  
 413  
 414  
 415  
 416  
 417  
 418  
 419  
 420  
 421  
 422  
 423  
 424  
 425  
 426  
 427  
 428  
 429  
 430  
 431  
 432  
 433  
 434  
 435  
 436  
 437  
 438  
 439  
 440  
 441  
 442  
 443  
 444  
 445  
 446  
 447  
 448  
 449  
 450  
 451  
 452  
 453  
 454  
 455  
 456  
 457  
 458  
 459  
 460  
 461  
 462  
 463  
 464  
 465  
 466  
 467  
 468  
 469  
 470  
 471  
 472  
 473  
 474  
 475  
 476  
 477  
 478  
 479  
 480  
 481  
 482  
 483  
 484  
 485  
 486  
 487  
 488  
 489  
 490  
 491  
 492  
 493  
 494  
 495  
 496  
 497  
 498  
 499  
 500  
 501  
 502  
 503  
 504  
 505  
 506  
 507  
 508  
 509  
 510  
 511  
 512  
 513  
 514  
 515  
 516  
 517  
 518  
 519  
 520  
 521  
 522  
 523  
 524  
 525  
 526  
 527  
 528  
 529  
 530  
 531  
 532  
 533

**-- PPG | -- APG | -- MPG | -- SPG**

## 2024-25 GAME-BY-GAME

Opponent	MP	FG-A	3G-A	FT-A	O-D-T	PF	A	TO	BS	ST	TP
Nicholls					-DNP-						
vs. UCLA					-DNP-						
A&M-Corpus Christi					-DNP-						

\* game started

## SEASON NOTES

•

	2024-25	CAREER	STREAK
Double Figure Scoring	-	-	-

## CAREER STATISTICS

[illegible]



Senior | Forward | 6-9 | 215 | Helsinki, Finland | HBA-Marsky [Dayton]



### Season Highs

Pts	13	vs. Nicholls (11/4/24)
Reb	13	vs. Nicholls (11/4/24)
FG	5	vs. Nicholls (11/4/24)
FGA	15	vs. Nicholls (11/4/24)
3FG	2	vs. UCLA (11/8/24)
3FGA	9	vs. Nicholls (11/4/24)
FT	5	vs. A&M-Corpus Christi (11/12/24)
FTA	6	vs. A&M-Corpus Christi (11/12/24)
Ast	2	twice
Blk	2	three times
Stl	2	vs. A&M-Corpus Christi (11/12/24)
Min	32	vs. Nicholls (11/4/24)

### Career Highs

22	vs. La Salle (12/30/20) <sup>UD</sup>
13	vs. Nicholls (11/4/24)
9	vs. La Salle (12/30/20) <sup>UD</sup>
15	vs. Nicholls (11/4/24)
4	vs. Massachusetts (2/23/22) <sup>UD</sup>
9	twice
8	vs. Southeastern Louisiana (12/3/22) <sup>UD</sup>
10	twice
8	vs. Alcorn State (12/20/22) <sup>UD</sup>
3	vs. Boise State (3/14/24)
3	twice
42	at Rhode Island (2/16/21) <sup>UD</sup>

### MW Career Highs

18	at Utah State (3/9/24)
11	at San Diego State (2/16/24)
6	twice
11	at Wyoming (2/6/24)
3	three times
9	at Wyoming (2/6/24)
6	at UNLV (1/9/24)
7	at UNLV (1/9/24)
4	vs. UNLV (2/10/24)
3	vs. Boise State (3/14/24) <sup>MW</sup>
2	three times
32	at Utah State (3/9/24)

11.0 PPG | 8.0 RPG | 28.7 MPG | 2.0 BPG

## 2024-25 GAME-BY-GAME

Opponent	MP	FG-A	3G-A	FT-A	O-D-T	PF	A	TO	BS	ST	TP
Nicholls*	32	5-15	1-9	2-2	5-8-13	3	2	0	2	0	13
vs. UCLA*	28	3-7	2-4	0-0	0-4-4	4	0	3	2	0	8
A&M-Corpus Christi*	27	3-9	1-5	5-6	2-5-7	3	2	4	2	2	12

\* game started

## SEASON NOTES

- Tri-Captain
- Had 12 points and seven rebounds vs. Texas A&M-Corpus Christi (Nov. 12)
- Scored eight points vs. No. 22 UCLA (Nov. 8)
- Had 13 points and a career-high 13 rebounds vs. Nicholls (Nov. 4)
- Had six points and 11 rebounds in the exhibition vs. UTEP (Oct. 28)

	2024-25	CAREER	STREAK
Double-Doubles	1	4	-
Double Figure Scoring	2	52	1
20-Point Games	-	2	-
10-Rebound Games	1	5	-

## CAREER STATISTICS

Year	G-GS	Min-Avg.	FG-FGA	Pct.	3FG-3FGA	Pct.	FT-FTA	Pct.	Off-Def.	Reb-Avg.	PF-DQ	Ast	TO	Blk	Stl	Pts-Avg
2020-21 %	19-15	569-29.9	68-137	.496	26-68	.382	26-34	.765	24-83	107-5.6	45-1	24	31	8	13	188-9.9
Conf	16-14	481-30.1	57-117	.487	24-59	.407	22-29	.759	21-69	90-5.6	35-1	21	26	8	11	160-10.0
2021-22 %	35-1	693-19.8	65-163	.399	28-95	.295	37-51	.725	41-101	142-4.1	57-0	26	37	7	7	195-5.6
Conf	18-1	375-20.8	37-87	.425	14-44	.318	16-24	.667	23-49	72-4.0	27-0	15	16	5	3	104-5.8
2022-23 %	34-19	1006-29.6	103-233	.442	45-123	.366	66-83	.795	40-124	164-4.8	61-0	59	46	10	8	317-9.3
Conf	18-10	513-28.5	55-123	.447	21-54	.389	15-22	.682	15-67	82-4.6	32-0	28	19	9	6	146-8.1
2023-24	35-2	657-18.8	77-191	.403	28-96	.292	54-70	.771	36-85	121-3.5	75-0	23	25	9	20	236-6.7
Conf	18-0	383-21.3	53-113	.469	23-59	.390	33-39	.846	28-52	80-4.4	38-0	15	16	3	9	162-9.0
2024-25	3-3	86-28.7	11-31	.355	4-18	.222	7-8	.875	7-17	24-8.0	10-0	4	7	6	2	33-11.0
Conf	0-0															
<b>CAREER</b>	<b>126-40</b>	<b>3008-23.9</b>	<b>324-755</b>	<b>.429</b>	<b>131-400</b>	<b>.328</b>	<b>190-246</b>	<b>.772</b>	<b>148-410</b>	<b>558-4.4</b>	<b>248-1</b>	<b>136</b>	<b>146</b>	<b>40</b>	<b>50</b>	<b>969-7.7</b>

% at Dayton



Season Highs

Pts	28	vs. Nicholls (11/4/24)
Reb	16	vs. Nicholls (11/4/24)
FG	9	vs. Nicholls (11/4/24)
FGA	15	vs. Nicholls (11/4/24)
3FG	--	
3FGA	--	
FT	10	vs. Nicholls (11/4/24)
FTA	12	vs. Nicholls (11/4/24)
Ast	2	twice
Blk	3	vs. Nicholls (11/4/24)
Stl	2	three times
Min	36	vs. Nicholls (11/4/24)

Career Highs

28	twice
17	vs. Manhattan (2/17/23) <sup>Iona</sup>
11	three times
16	vs. Marist (3/2/23) <sup>Iona</sup>
1	vs. North Alabama (11/20/21) <sup>Iona</sup>
1	nine times
10	three times
14	three times
5	twice
6	twice
5	at New Mexico State (12/15/23)
39	vs. Marist (3/11/23) <sup>Iona</sup>

MW Career Highs

26	vs. Utah State (1/16/24)
13	at Nevada (2/13/24)
11	vs. Utah State (1/16/24)
12	vs. Utah State (1/16/24)
--	
--	
6	at San Jose State (1/24/24)
10	at San Jose State (1/24/24)
3	at Colorado State (1/2/24)
5	twice
4	at San Jose State (1/24/24)
37	at Boise State (3/2/24)

18.0 PPG | 12.3 RPG | 28.3 MPG | 2.0 BPG

2024-25 GAME-BY-GAME

Opponent	MP	FG-A	3G-A	FT-A	O-D-T	PF	A	TO	BS	ST	TP
Nicholls*	36	9-15	0-0	10-12	6-10-16	2	2	3	3	2	28
vs. UCLA*	33	5-9	0-0	6-8	4-8-12	3	0	4	1	2	16
A&M-Corpus Christi*	16	5-6	0-0	0-3	3-6-9	4	2	1	2	2	10

\* game started

SEASON NOTES

- Preseason All-Mountain West
- Mountain West Player of the Week (Nov. 11) after the wins over Nicholls and No. 22 UCLA
- Had 10 points (5-6 FG) and nine rebounds vs. Texas A&M-Corpus Christi (Nov. 12)
- Double-double with 16 points and 12 rebounds vs. No. 22 UCLA (Nov. 8)
- Matched a career high with 28 points to go with 16 rebounds vs. Nicholls (Nov. 4)
- Had seven points and 16 rebounds in the exhibition vs. UTEP (Oct. 28)

	2024-25	CAREER	STREAK
Double-Doubles	2	44	-
Double Figure Scoring	3	86	4
20-Point Games	1	10	-
10-Rebound Games	2	51	-

CAREER STATISTICS

Year	G-GS	Min-Avg.	FG-FGA	Pct.	3FG-3FGA	Pct.	FT-FTA	Pct.	Off-Def.	Reb-Avg.	PF-DQ	Ast	TO	Blk	Stl	Pts-Avg
2020-21 %	18-16	499-27.7	81-136	.596	0-1	.000	37-58	.638	51-84	135-7.5	60-4	24	41	29	11	199-11.1
Conf	9-9	232-25.8	44-70	.629	0-1	.000	20-31	.645	23-36	59-6.6	34-3	8	25	14	3	108-12.0
2021-22 %	33-32	939-28.5	160-292	.548	1-3	.333	109-166	.657	108-164	272-8.2	76-0	49	69	62	36	430-13.0
Conf	20-19	540-27.0	92-160	.575	0-2	.000	58-92	.630	60-97	157-7.9	42-0	28	43	36	24	242-12.1
2022-23 %	35-34	1112-31.8	192-349	.550	0-5	.000	136-218	.624	124-202	326-9.3	96-2	39	66	52	42	520-14.9
Conf	20-20	633-31.7	104-200	.520	0-4	.000	90-147	.612	79-130	209-10.5	51-2	21	41	27	22	298-14.9
2023-24	36-36	944-26.2	127-231	.550	0-0	.000	67-128	.523	104-190	294-8.2	100-1	37	54	49	38	321-8.9
Conf	18-18	484-26.9	68-113	.602	0-0	.000	32-58	.552	52-96	148-8.2	52-1	18	25	28	19	168-9.3
2024-25	3-3	85-28.3	19-30	.633	0-0	.000	16-23	.696	13-24	37-12.3	9-0	4	8	6	6	54-18.0
Conf	0-0															
CAREER	125-121	3579-28.6	579-1038	.558	1-9	.111	365-593	.616	400-664	1064-8.5	341-7	153	238	198	133	1524-12.2

% at Iona



# #24 JOVAN MILICEVIC

"YO-vahn mill-LEECH-ah-vich"

Freshman | Forward | 6-10 | 240 | Toronto, Ont. | Dream City Christian



## Season Highs

Pts	2	vs. Nicholls (11/4/24)
Reb	1	vs. Nicholls (11/4/24)
FG	--	
FGA	1	vs. Nicholls (11/4/24)
3FG	--	
3FGA	1	vs. Nicholls (11/4/24)
FT	2	vs. Nicholls (11/4/24)
FTA	4	vs. Nicholls (11/4/24)
Ast	--	
Blk	--	
Stl	1	vs. Nicholls (11/4/24)
Min	8	vs. Nicholls (11/4/24)

## Career Highs

2	vs. Nicholls (11/4/24)
1	vs. Nicholls (11/4/24)
--	
1	vs. Nicholls (11/4/24)
--	
1	vs. Nicholls (11/4/24)
2	vs. Nicholls (11/4/24)
4	vs. Nicholls (11/4/24)
--	
--	
1	vs. Nicholls (11/4/24)
8	vs. Nicholls (11/4/24)

## MW Career Highs

--
--
--
--
--
--
--
--
--
--
--
--

0.7 PPG | 0.3 RPG | 4.0 MPG | 0.3 SPG

## 2024-25 GAME-BY-GAME

Opponent	MP	FG-A	3G-A	FT-A	O-D-T	PF	A	TO	BS	ST	TP
Nicholls	8	0-1	0-1	2-4	0-1-1	1	0	0	0	1	2
vs. UCLA	2	0-0	0-0	0-0	0-0-0	2	0	0	0	0	0
A&M-Corpus Christi	2	0-0	0-0	0-0	0-0-0	1	0	0	0	0	0

\* game started

## SEASON NOTES

- Scored two points in his collegiate debut vs. Nicholls (Nov. 4)
- Had seven points and three rebounds in the exhibition vs. UTEP (Oct. 28)

	2024-25	CAREER	STREAK
Double Figure Scoring	-	-	-

## CAREER STATISTICS

Year	G-GS	Min-Avg.	FG-FGA	Pct.	3FG-3FGA	Pct.	FT-FTA	Pct.	Off-Def.	Reb-Avg.	PF-DQ	Ast	TO	Blk	Stl	Pts-Avg
2024-25	3-0	12-4.0	0-1	.000	0-1	.000	2-4	.500	0-1	1-0.3	4-0	0	0	0	1	2-0.7
Conf	0-0															
CAREER	3-0	12-4.0	0-1	.000	0-1	.000	2-4	.500	0-1	1-0.3	4-0	0	0	0	1	2-0.7



2024-25 New Mexico Men's Basketball  
Extended Season Box Score  
All games

Game Records

Record	Overall			Home	Away	Neutral
ALL GAMES			3-0	2-0	0-0	1-0
CONFERENCE			0-0	0-0	0-0	0-0
NON-CONFERENCE			3-0	2-0	0-0	1-0

Team Box Score Extended

No.	Player	GP-GS			Total			3-Point			F-Throw			Rebounds			PF			A/G			TO/G			BLK			STL/G			PTS			AVG
			MIN	AVG	FG-FGA	FG%	3FG-3FGA	3FG%	FT-FTA	FT%	OFF	DEF	TOT	AVG		DQ	A		TO		A/TG	BLK	BLK/G	STL		PTS									
2	DENT, Donovan	3-3	101:40	33.9	20-34	.588	1-4	.250	16-25	.640	0	1	1	0.3	3	0	29	9.67	11	3.67	2.64	1	0.33	7	2.33	57	19.0								
23	JOSEPH, Nelly	3-3	84:39	28.2	19-30	.633	0-0	.000	16-23	.696	13	24	37	12.3	9	0	4	1.33	8	2.67	0.50	6	2.00	6	2.00	54	18.0								
22	AMZIL, Mustapha	3-3	86:24	28.8	11-31	.355	4-18	.222	7-8	.875	7	17	24	8.0	10	0	4	1.33	7	2.33	0.57	6	2.00	2	0.67	33	11.0								
3	WASHINGTON, Tru	3-3	81:08	27.0	10-27	.370	3-10	.300	7-11	.636	6	8	14	4.7	9	0	4	1.33	5	1.67	0.80	0	0.00	9	3.00	30	10.0								
0	NOLAND, CJ	3-0	57:29	19.2	7-26	.269	3-16	.188	11-13	.846	2	5	7	2.3	12	2	3	1.00	4	1.33	0.75	3	1.00	7	2.33	28	9.3								
4	DOTSON, Kayde	3-0	31:45	10.6	7-12	.583	4-9	.444	3-6	.500	0	2	2	0.7	4	0	3	1.00	3	1.00	1.00	0	0.00	2	0.67	21	7.0								
6	ALLY ATIKI, Atiki	3-0	32:17	10.8	6-9	.667	0-0	.000	1-3	.333	1	6	7	2.3	3	0	2	0.67	0	0.00	2.00	6	2.00	0	0.00	13	4.3								
8	BOROVICANIN, Filip	3-3	57:00	19.0	4-13	.308	3-8	.375	0-0	.000	3	7	10	3.3	7	0	5	1.67	3	1.00	1.67	0	0.00	0	0.00	11	3.7								
1	APPELHANS, Braden	3-0	23:34	7.9	3-6	.500	3-6	.500	0-0	.000	0	3	3	1.0	1	0	0	0.00	0	0.00	0.00	0	0.00	2	0.67	9	3.0								
7	SACKO, Ibrahim	2-0	24:24	12.2	2-2	1.000	1-1	1.000	0-1	.000	0	2	2	1.0	8	0	0	0.00	1	0.50	0.00	0	0.00	1	0.50	5	2.5								
24	MILICEVIC, Jovan	3-0	12:16	4.1	0-1	.000	0-1	.000	2-4	.500	0	1	1	0.3	4	0	0	0.00	0	0.00	0.00	0	0.00	1	0.33	2	0.7								
11	WEBB, Quinton	3-0	07:24	2.5	0-1	.000	0-1	.000	0-0	.000	0	1	1	0.3	0	0	0	0.00	1	0.33	0.00	0	0.00	0	0.00	0	0.0								
Total		3	600		89-192	.464	22-74	.297	63-94	.670	37	84	121	40.3	70	2	54	18.00	46	15.33	1.17	22	7.33	37	12.33	263	87.7								
Opponents		3	600		79-182	.434	25-76	.329	46-78	.590	37	85	122	40.7	74	2	51	17.00	60	20.00	0.85	11	3.67	23	7.67	229	76.3								

Score by Periods

Team	1st	2nd	OT	TOT
New Mexico	138	125	0	263
Opponents	107	122	0	229





2024-25 New Mexico Men's Basketball  
Team Game-by-Game  
All games

				Total		3-Pointers		Free throws		Rebounds											
Opponent	Date	Score		FG-FGA	PCT	3FG-3FGA	PCT	FT-FTA	PCT	OFF	DEF	TOT	AVG	PF	A	TO	BLK	STL	PTS	AVG	
Nicholls	11/04/2024	91-84	W	31-81	.383	7-36	.194	22-32	.688	18	32	50	50.0	16	18	8	10	10	91	91.0	
vs UCLA	11/08/2024	72-64	W	25-49	.510	6-15	.400	16-23	.696	8	26	34	42.0	26	14	24	3	12	72	81.5	
A&M-Corpus Christi	11/12/2024	100-81	W	33-62	.532	9-23	.391	25-39	.641	11	26	37	40.3	28	22	14	9	15	100	87.7	
Total		263		89-192	.464	22-74	.297	63-94	.670	37	84	121	40.3	70	54	46	22	37	263	87.7	
Opponents		229		79-182	.434	25-76	.329	46-78	.590	37	85	122	40.7	74	51	60	11	23	229	76.3	

New Mexico Averages

Games Played	Points/game	FG Pct	3FG Pct	FT Pct	Rebounds/game	Assists/game	Turnovers/game	Assist/Turnover ratio	Steals/game	Blocks/game
3	87.7	46.4	29.7	67.0	40.3	18.0	15.3	1.2	12.3	7.3



2024-25 New Mexico Men's Basketball  
Opponents Game-by-Game  
All games

Page 1/1  
as of Nov 13, 2024

				Total		3-Pointers		Free throws		Rebounds											
Opponent	Date	Score		FG-FGA	PCT	3FG-3FGA	PCT	FT-FTA	PCT	OFF	DEF	TOT	AVG	PF	A	TO	BLK	STL	PTS	AVG	
Nicholls	11/04/2024	91-84	W	30-72	.417	15-37	.405	9-16	.563	14	35	49	49.0	24	18	17	4	4	84	84.0	
vs UCLA	11/08/2024	72-64	W	20-55	.364	5-23	.217	19-27	.704	14	20	34	41.5	24	13	21	3	12	64	74.0	
A&M-Corpus Christi	11/12/2024	100-81	W	29-55	.527	5-16	.313	18-35	.514	9	30	39	40.7	26	20	22	4	7	81	76.3	
Total		229		79-182	.434	25-76	.329	46-78	.590	37	85	122	40.7	74	51	60	11	23	229	76.3	
New Mexico		263		89-192	.464	22-74	.297	63-94	.670	37	84	121	40.3	70	54	46	22	37	263	87.7	

Opponents Averages

Games Played	Points/game	FG Pct	3FG Pct	FT Pct	Rebounds/game	Assists/game	Turnovers/game	Assist/Turnover ratio	Steals/game	Blocks/game
3	76.3	43.4	32.9	59.0	40.7	17.0	20.0	0.9	7.7	3.7



2024-25 New Mexico Men's Basketball  
Points-rebounds-assists  
All games

Opponent	Date	Score	0	1	2	3	4	6	7	8	11	22	23
			NOLAND,CJ	APPELHANS,	DENT,DONOV	WASHINGTON	DOTSON,KAY	ALLY ATIKI	SACKO,IBRA	BOROVICANI	WEBB,QUINT	AMZIL,MUST	JOSEPH,NEL
Nicholls	11/04/2024	91-84	W	10-3-1	3-0-0	15-0-11	12-4-0	3-0-0	0-1-0	DNP	5-7-2	0-0-0	28-16-2
vs UCLA	11/08/2024	72-64	W	13-1-1	3-1-0	17-1-8	3-5-2	0-1-0	4-1-0	2-1-0	6-2-3	0-0-0	16-12-0
A&M-Corpus Christi	11/12/2024	100-81	W	5-3-1	3-2-0	25-0-10	15-5-2	18-1-3	9-5-2	3-1-0	0-1-0	12-7-2	10-9-2
Opponent	Date	Score	24										
			MILICEVIC,										
Nicholls	11/04/2024	91-84	W	2-1-0									
vs UCLA	11/08/2024	72-64	W	0-0-0									
A&M-Corpus Christi	11/12/2024	100-81	W	0-0-0									



# 2024-25 New Mexico Men's Basketball Combined Team Statistics All games

Page 1/1  
as of Nov 13, 2024

## Game Records

Record	Overall	Home	Away	Neutral
ALL GAMES	3-0	2-0	0-0	1-0
CONFERENCE	0-0	0-0	0-0	0-0
NON-CONFERENCE	3-0	2-0	0-0	1-0

## Score by Periods

Team	1st	2nd	OT	TOT
New Mexico	138	125	0	263
Opponents	107	122	0	229

## Team Box Score

No.	Player				Total		3-Point		F-Throw		Rebounds													
		GP-GS	MIN	AVG	FG-FGA	FG%	3FG-3FGA	3FG%	FT-FTA	FT%	OFF	DEF	TOT	AVG	PF	DQ	A	TO	BLK	STL	PTS	AVG		
2	DENT, Donovan	3-3	101:40	33.9	20-34	.588	1-4	.250	16-25	.640	0	1	1	0.3	3	0	29	11	1	7	57	19.0		
23	JOSEPH, Nelly	3-3	84:39	28.2	19-30	.633	0-0	.000	16-23	.696	13	24	37	12.3	9	0	4	8	6	6	54	18.0		
22	AMZIL, Mustapha	3-3	86:24	28.8	11-31	.355	4-18	.222	7-8	.875	7	17	24	8.0	10	0	4	7	6	2	33	11.0		
3	WASHINGTON, Tru	3-3	81:08	27.0	10-27	.370	3-10	.300	7-11	.636	6	8	14	4.7	9	0	4	5	0	9	30	10.0		
0	NOLAND, CJ	3-0	57:29	19.2	7-26	.269	3-16	.188	11-13	.846	2	5	7	2.3	12	2	3	4	3	7	28	9.3		
4	DOTSON, Kayde	3-0	31:45	10.6	7-12	.583	4-9	.444	3-6	.500	0	2	2	0.7	4	0	3	3	0	2	21	7.0		
6	ALLY ATIKI, Atiki	3-0	32:17	10.8	6-9	.667	0-0	.000	1-3	.333	1	6	7	2.3	3	0	2	0	6	0	13	4.3		
8	BOROVICANIN, Filip	3-3	57:00	19.0	4-13	.308	3-8	.375	0-0	.000	3	7	10	3.3	7	0	5	3	0	0	11	3.7		
1	APPELHANS, Braden	3-0	23:34	7.9	3-6	.500	3-6	.500	0-0	.000	0	3	3	1.0	1	0	0	0	0	2	9	3.0		
7	SACKO, Ibrahima	2-0	24:24	12.2	2-2	1.000	1-1	1.000	0-1	.000	0	2	2	1.0	8	0	0	1	0	1	5	2.5		
24	MILICEVIC, Jovan	3-0	12:16	4.1	0-1	.000	0-1	.000	2-4	.500	0	1	1	0.3	4	0	0	0	0	1	2	0.7		
11	WEBB, Quinton	3-0	07:24	2.5	0-1	.000	0-1	.000	0-0	.000	0	1	1	0.3	0	0	0	1	0	0	0	0.0		
Team											5	7	12				3							
Total		3	600		89-192	.464	22-74	.297	63-94	.670	37	84	121	40.3	70	2	54	46	22	37	263	87.7		
Opponents		3	600		79-182	.434	25-76	.329	46-78	.590	37	85	122	40.7	74	2	51	60	11	23	229	76.3		

## Team Statistics

	UNM	OPP
<b>Scoring</b>	<b>263</b>	<b>229</b>
Points per game	87.7	76.3
Scoring margin	+11.3	-
<b>Field goals-att</b>	<b>89-192</b>	<b>79-182</b>
Field goal pct	.464	.434
<b>3 point fg-att</b>	<b>22-74</b>	<b>25-76</b>
3-point FG pct	.297	.329
3-pt FG made per game	7.3	8.3
<b>Free throws-att</b>	<b>63-94</b>	<b>46-78</b>
Free throw pct	.670	.590
F-Throws made per game	21.0	15.3
<b>Rebounds</b>	<b>121</b>	<b>122</b>
Rebounds per game	40.3	40.7
Rebounding margin	-0.3	-
<b>Assists</b>	<b>54</b>	<b>51</b>
Assists per game	18.0	17.0
<b>Turnovers</b>	<b>46</b>	<b>60</b>
Turnovers per game	15.3	20.0
Turnover margin	+4.7	-
Assist/turnover ratio	1.2	0.9
<b>Steals</b>	<b>37</b>	<b>23</b>
Steals per game	12.3	7.7
<b>Blocks</b>	<b>22</b>	<b>11</b>
Blocks per game	7.3	3.7
<b>Winning streak</b>	<b>3</b>	<b>-</b>
Home win streak	2	-
<b>Attendance</b>	<b>21769</b>	<b>0</b>
Home games-Avg/Game	2-10885	0-0
Neutral site-Avg/Game	-	1-1497

## Team Results

Date	Opponent		Score	Att.
11/04/2024	Nicholls	W	91-84	10609
11/08/2024	vs UCLA	W	72-64	1497
11/12/2024	A&M-Corpus Christi	W	100-81	11160