



NEW MEXICO LOBOS

2024-25 MEN'S BASKETBALL

X @ UNMLoboMBB | #GoLobos | GoLobos.com

SCHEDULE/RESULTS

OCTOBER

28 UTEP (ex) W, 74-70

NOVEMBER

4 NICHOLLS W, 91-84

8 vs. #22 UCLA ^ W, 72-64

12 A&M-CORPUS CHRISTI W, 100-81

17 at #22 St. John's # L, 71-85

21 GRAMBLING STATE W, 80-58

24 TEXAS SOUTHERN W, 99-68

28 vs. Arizona State @ L, 82-85

29 vs. USC @ W, 83-73

DECEMBER

4 SAN JOSE STATE * W, 83-77

7 NEW MEXICO STATE L, 83-89 (ot)

14 WESTERN NEW MEXICO W, 122-70

18 VCU W, 78-71

28 at Colorado State * W, 76-68

31 at Fresno State * MWN 6:00

JANUARY

3 NEVADA * FS1 9:00

7 at Wyoming * CBSSN 8:00

11 SAN DIEGO STATE * CBS 1/2p

14 at San Jose State * MWN 8:00

17 BOISE STATE * FS1 9:00

20 FRESNO STATE * CBSSN 3:00

25 at UNLV * FOX 1:00

FEBRUARY

1 at Utah State * FS1 7:30

5 COLORADO STATE * FS1 8:30

8 at Air Force * MWN/Altitude 2:00

12 WYOMING * FS1 8:00

16 UTAH STATE * CBSSN 2:00

19 at Boise State * CBSSN 8:00

25 at San Diego State * FS1 9:00

MARCH

1 AIR FORCE * MWN 2:00

4 at Nevada * CBSSN 7:00

7 UNLV * CBSSN 8:00

12 Mountain West 1st Round

13 Mountain West Quarterfinals

14 Mountain West Semifinals

15 Mountain West Final

All Times MT and subject to change | * Mountain West Game

^ Las Vegas Hoopfest (Henderson, Nev.)

Madison Square Garden

@ Acrisure Classic (Palm Desert, Calif.)

% Mountain West Tournament (Las Vegas, Nev.)

COMMUNICATIONS

Steve Kirkland - Men's Basketball Contact

(434) 825-5241 cell
kirkland@unm.edu email

X @skirkland14

GAME #14 | DEC. 31 | SAVE MART CENTER | FRESNO, CA

NEW MEXICO LOBOS VS. FRESNO ST. BULLDOGS

10-3 (2-0 MW)

4-9 (0-2 MW)

Head Coach: Richard Pitino (Providence '05)

Overall Record: 230-181 (13th)

UNM Record: 71-44 (4th)

vs. Fresno St: 2-3 (2-3 UNM)



Head Coach: Vance Walberg (CSU Bakersfield '78)

Overall Record: 18-44 (3rd)

FS Record: 4-9 (1st)

vs. UNM: 0-1 (0-1 Pepp)

NET: 79

KenPom: 65

NET: 281

KenPom: 275



PBP: Paul Loeffler
Analyst: Marc Q. Jones
Sideline: Taylor Martinez



PBP: Robert Portnoy
Analyst: Hunter Greene

THE OPENING TIP

- ▶ The Lobos look to open Mountain West play 3-0 for the first time since 2015-16
- ▶ New Mexico is looking to win in Fresno for the first time since 2015-16
- ▶ The Lobos are searching for consecutive Mountain West road wins, a feat they have done just once (last season at AF/at SJSU) since 2018-19
- ▶ UNM (No. 10 in KenPom pace) is playing a team with a faster tempo (FS-No. 7) for the first time in the Pitino era
- ▶ With seven assists tonight, Donovan Dent would be the first Lobo to reach 100 assists for the season by the 14th game since Darrell McGee (14th game of 1989-90)
- ▶ Five Lobos have a 20-point game this season (T-most in MW - San Jose State)

SERIES HISTORY

Overall: 19-21
Away: 4-16 (3-9 Save Mart)
Streak: W2

LAST 5 SERIES GAMES

3/6/24	H	W, 79-58
2/28/23	H	W, 94-80
1/3/23	A	L, 67-71
2/28/22	A	L, 68-71
1/25/22	H	L, 60-65

POSSIBLE STARTERS



2 DONOVAN DENT
G | 6-2 / 185 | Jr. | Riverside, Calif.

19.2 ppg | 2.2 rpg | 7.2 apg | 33.7 mpg | 1.3 spg

- ▶ MW Player of the Week (Dec. 23) after career-high 40 points vs. VCU
- ▶ Only player nationally averaging 19.0 points and 7.0 assists



3 TRU WASHINGTON
G | 6-2 / 205 | So. | Phoenix, Ariz.

10.8 ppg | 4.6 rpg | 26.2 mpg | 2.1 spg | 1.8 APG


- ▶ Second career double-double (19p/10r) vs. Texas Southern
- ▶ Scored season high 20 pts vs. USC
- ▶ Leads team with 25 steals



8 FILIP BOROVICANIN
G | 6-9 / 220 | Jr. | Belgrade, Serbia

4.9 ppg | 3.2 rpg | 1.1 apg | 17.5 mpg

- ▶ Career-high 13 points vs. Western NM
- ▶ Three double-figure scoring games
- ▶ Starred for Serbia at the 2023 FIBA U19 World Cup



22 MUSTAPHA AMZIL
F | 6-9 / 215 | Sr. | Helsinki, Finland

14.0 ppg | 6.2 rpg | 30.6 mpg | 1.3 APG

- ▶ Career-high 28 points vs. Arizona State
- ▶ Career-high 13 rebs vs. Nicholls
- ▶ Leads team with 19 3-pointers and 77.8 FT%



23 NELLY JUNIOR JOSEPH
C | 6-10 / 240 | Sr. | Benin City, Nigeria

12.7 ppg | 9.8 rpg | 1.5 bpg | 28.6 mpg | 53% FG

- ▶ MW Player of the Week (Nov. 11)
- ▶ Preseason All-Mountain West
- ▶ 48 career doubles (4th most among active Division I players)

KEY RESERVES

No.	Pos.	Name	Yr.	Ht. / Wt.	PPG	RPG	Of Note
0	G	CJ Noland	Sr.	6-4 / 210	8.6	3.3	Season-high 15 points at St. John's
1	G	Braden Appelhans	R-So.	6-7 / 195	5.3	1.2	Only MW player over 50 3FG% (min 35 att)
4	G	Kayde Dotson	Fr.	6-2 / 190	4.2	0.6	18 pts (6-7 FG) vs. TAMU-CC
6	F	Atiki Ally Atiki	Sr.	6-10 / 225	3.5	3.3	Career-high 5 blocks vs. TAMU-CC
24	F	Jovan Milicevic	Fr.	6-10 / 240	3.3	1.1	MW Freshman of the Week (Dec. 16)
7	F	Ibrahima Sacko	So.	6-6 / 230	1.9	1.2	Three starts in 23-24 at Georgia Tech
11	G	Quinton Webb	R-So.	6-6 / 205	0.7	0.7	50 FG% in 2023-24 as redshirt freshman

RICHARD PITINO



4th Season at New Mexico

COACHING RECORD

Year	School	Overall	Conf.
2013	FIU	18-14	11-9
2014	Minnesota	25-13	8-10
2015	Minnesota	18-15	6-12
2016	Minnesota	8-23	2-16
2017	Minnesota	24-10	11-7
2018	Minnesota	15-17	4-14
2019	Minnesota	22-14	9-11
2020	Minnesota	15-16	8-12
2021	Minnesota	14-15	6-14
2022	New Mexico	13-19	5-12
2023	New Mexico	22-12	8-10
2024	New Mexico	26-10	10-8
2025	New Mexico	10-3	2-0
TOTALS		230-181	90-135

NOTABLE

- 2024 Naismith Coach of the Year Watch List
- Led the Lobos to the 2024 Mountain West Championship and their 1st NCAA appearance in a decade
- Took UNM to the NIT in his second season, the Lobos' first postseason appearance in nine years
- Led Minnesota to the 2014 NIT Championship and two NCAA Tournament appearances
- 2017 Big Ten Coach of the Year
- 2017 NABC District 7 Coach of the Year
- 18 wins over ranked teams in eight seasons at Minnesota
- Led FIU to 10-win improvement and first winning seasons in 12 years in 2012-13 in first season as a head coach
- Five NCAA appearances in seven years as an assistant coach
- While on his father's staff at Louisville, the Cardinals reached the 2012 Final Four, the Elite Eight in 2008 and 2009 and won two Big East Championships
- While on Billy Donovan's staff at Florida, the Gators reached the Elite Eight in 2011 and won

PITINO vs. 2024-25 OPPONENTS

Air Force	5-2	(5-2 UNM)
Arizona State	0-1	(0-1 UNM)
Boise State	2-4	(2-4 UNM)
Colorado St	4-4	(4-4 UNM)
Fresno St	2-3	(2-3 UNM)
Grambling State	2-0	(2-0 UNM)
Nevada	2-4	(2-4 UNM)
New Mexico State	3-2	(3-2 UNM)
Nicholls	1-0	(1-0 UNM)
St. John's	1-2	(1-1 Minnesota/0-1 UNM)
San Diego St	3-3	(3-3 UNM)
San Jose St	5-1	(5-1 UNM)
A&M-Corpus Christi	2-0	(1-0 Minnesota/1-0 UNM)
Texas Southern	3-0	(1-0 FIU/2-0 UNM)
UCLA	1-0	(1-0 UNM)
UNLV	1-4	(1-4 UNM)
USC	1-0	(1-0 UNM)
Utah State	1-5	(1-5 UNM)
VCU	1-0	(1-0 UNM)
Western NM	3-0	(3-0 UNM)
Wyoming	5-2	(5-2 UNM)

FAST START TO CONFERENCE PLAY

- With a win tonight, New Mexico will open Mountain West play with a 3-0 record for the just the fourth time (first since 2015-16)
- The Lobos are looking to win its first two conference road games for the first time since 2013-14 (won first five conference road games)

I WANNA GO FAST!

- New Mexico currently ranks No. 10 nationally in KenPom Tempo with an adjusted average of 73.9 possessions per game
- The Lobos' season-opening game against Nicholls featured 84 possessions, as did the third game of the season against Texas A&M-Corpus Christi, the most in a regulation game for New Mexico under Richard Pitino
- UNM has ranked in the top 25 nationally in KenPom tempo in all four seasons under Richard Pitino, finishing ninth in tempo last season

SERIES HISTORY

- Fresno State leads the all-time series 21-19 (FS leads 16-4 in Fresno, including 9-3 at Save Mart)
- The Lobos have won the last two meetings, both at The Pit, 79-58 last season and 94-80 two years ago
- The Bulldogs have won the last eight at Save Mart Center, with UNM's last road win in the series coming in 2016
- UNM is playing in Fresno for the first time in two years (last visit was a 71-67 loss that snapped the Lobos' 14-0 start to the 2022-23 season)

NON-CONFERENCE SUCCESS

- New Mexico has posted a 33-4 record in regular season non-conference games over the past three seasons (13-0 in '23, 12-1 last year, 8-3 this year)
- The Lobos' .892 win percentage in those games is the tied for the 5th best record nationally
- UNM's 33 non-conference wins are their most over a three-year span since 36 non-conference wins from 2012-14

UNM's BEST MW STARTS

4-0	2012-13
3-0	2015-16
3-0	2013-14
2-0	2024-25
2-0	several times
	(last 2022-23)

BEST REGULAR SEASON NON-CONF. RECORD LAST 3 YRS

.909	Purdue (30-3)
.897	Oklahoma (35-4)
.894	Utah State (34-4)
.894	Mississippi St (34-4)
.892	New Mexico (33-4)
.892	Kansas (33-4)
.892	Houston (33-4)

through games of 12/29

LIGHTING UP THE SCOREBOARD VS. WESTERN NEW MEXICO

- The Lobos' 122-70 victory over Western New Mexico on Dec. 14 was highlighted by numerous milestones
- The 122 points were the most by the Lobos since the 2017-18 opener (147-76 win vs. Northern New Mexico) and the most by a Mountain West team in three years (126 by UNLV vs. Life Pacific in 2022-23)
- It was the seventh time in program history that UNM scored at least 60 points in both halves of a game
- The 52-point margin of victory was the UNM's sixth-largest margin since 1999-2000
- The Lobos set highs in the Richard Pitino era with 122 points, 62 points in a half (second), .667 field goal percentage in a half (second), 52-point margin of victory, 47 field goals, 31 assists and 74 bench points
- UNM had a 22-0 run in the second half, the largest run by the Lobos in the past five years

STREAK SNAPPED WITH SAN JOSE STATE VICTORY

- The Dec. 4 win over San Jose State marked the first time in nearly two full years that the Lobos won a game in which they didn't have a double-digit lead at some point during the game (UNM's largest lead was the final margin of six)
- In each of the Lobos' previous 36 victories, they had a double-figure lead at some point during the game
- The Lobos held a double-digit lead in the first six victories this season, following a 2023-24 season where UNM held a double-digit lead in all 26 victories
- Prior to the win over the Spartans, New Mexico's last victory in a game when they never held a double-digit lead was an 81-79 overtime win over Boise State in 2022-23 (largest lead was five)

MEDIA SCHEDULE

DEC. 31 Tuesday	JAN. 1 Wednesday	JAN. 2 Thursday	JAN. 3 Friday	JAN. 4 Saturday	JAN. 5 Sunday	JAN. 6 Monday
GAMEDAY at Fresno St 5:00 pm PT		INTERVIEWS 10:15 am LOBO TALK 6-7 pm	GAMEDAY vs. Nevada 9:00 pm			

RANKINGS

ASSOCIATED PRESS (12/30)

1	Tennessee (41)	12-0	1504
2	Auburn (20)	11-1	1481
3	Iowa State	10-1	1392
4	Duke	10-2	1321
5	Alabama	11-2	1238
6	Florida	13-0	1202
7	Kansas	9-2	1084
8	Marquette	11-2	1037
9	Oregon	12-1	979
10	Kentucky	10-2	958
11	UConn	10-3	904
12	Oklahoma	13-0	863
13	Texas A&M	11-2	812
14	Houston	8-3	626
15	UCLA	11-2	571
16	Cincinnati	10-1	551
17	Mississippi State	11-1	483
18	Michigan State	10-2	473
19	Gonzaga	9-4	383
20	Purdue	9-4	281
21	Memphis	10-3	213
22	Illinois	9-3	193
23	Arkansas	10-2	174
24	Ole Miss	11-2	165
25	Baylor	8-3	139

Others receiving votes: Maryland 133, Drake 100, **St. John's 98**, Dayton 90, Michigan 65, **Utah State 59**, Georgia 48, Pittsburgh 35, West Virginia 30, **San Diego State 28**, Ohio State 19, North Carolina 19, Missouri 19, **Arizona State 13**, Indiana 11, Texas Tech 8, Clemson 8, Wisconsin 7, Penn State 5, St. Bonaventure 2, Nebraska 1

COACHES (12/30)

1	Tennessee (20)	12-0	764
2	Auburn (11)	11-1	747
3	Iowa State	10-1	707
4	Duke	10-2	664
5	Florida	13-0	651
6	Alabama	11-2	626
7	Kansas	9-2	552
8	Marquette	11-2	539
9	Oregon	12-1	491
10	Oklahoma	13-0	437
11	Kentucky	10-2	428
12	Texas A&M	11-2	424
13	UConn	10-3	416
14	Houston	8-3	386
15	Michigan State	10-2	270
16	Mississippi State	11-1	267
17	Cincinnati	10-1	259
18	UCLA	11-2	255
19	Gonzaga	9-4	170
20	Illinois	9-3	129
21	Baylor	8-3	113
22	Purdue	9-4	108
23	Ole Miss	11-2	92
24	Maryland	11-2	90
25	Memphis	10-3	87

Others receiving votes: **St. John's 70**, Arkansas 58, Drake 53, Michigan 49, **Utah State 42**, Georgia 36, **San Diego State 30**, Dayton 19, Texas Tech 12, Pittsburgh 10, Clemson 9, West Virginia 8, Missouri 6, North Carolina 1

2024-25 Opponents in Bold

DENT ON TOP OF THE MOUNTAIN

- Donovan Dent is leading the Mountain West in scoring (19.2 ppg) and assists (7.2 apg)
- He is the only player in the nation to lead his conference in both scoring and assists
- The only player in Mountain West history to lead the conference in both for the entire season was Brandon Ewing of Wyoming in 2008-09
- Dent is the only player in the nation averaging 19.0 points and 7.0 assists per game this season
- He is one of two players in the nation to record at least 10 points and four assists in every game this season (Bennett Stirtz - Drake)
- Dent is the only player in the nation this season with a 40-point game and a 10- assist game

DENT DISHING IT OUT

- Dent has led the Lobos in assists in every game this season, the second longest streak of being the team's assist leader to start a season
- Dent has six games with at least eight assists this season, matching his total from last season and one shy of the most eight-assist games by a Lobo in the Mountain West era
- Dent is the only player in the nation to have three 25-point games and three 10-assist games this season
- Against St. John's, Dent recorded his 300th career assist and enters today's game with 362 career assists (12th in UNM history)

MAKING A DENT IN THE RECORD BOOK

- Donovan Dent made history on Nov. 12 in the win over Texas A&M-Corpus Christi, becoming the first Lobo to ever have a 25 point/10 assist game with no turnovers (fifth overall 25p/10a game in program history)
- It is one of just 18 games of 25 points/10 assists/no turnovers against D-I opposition in the past 20 years
- Dent now has a school-record three career games with at least 10 assists and no turnovers
- Dent's three 10 assist/0 turnover games over the past two seasons are tied for most in the nation with Gonzaga's Ryan Nembhard

DENT PUTTING UP 40

- Donovan Dent scored a career-high 40 points on Dec. 18 in the 78-71 win over VCU
- It was the first 40-point game by a Lobo since Jaelen House scored 42 at Air Force in 2021-22
- Dent became the first Lobo to have a 40-point game against a top-50 KenPom opponent since Kendall Williams scored 46 at Colorado State in 2013
- It was the first 40-point game allowed by VCU in over 15 seasons
- Dent became the first Lobo to score at least half the team's points in a game since Elijah Brown scored 41 of UNM's 82 points vs. Fresno State in 2016

DENT'S THANKSGIVING BUCKETS AND DISHES

- In the Acrisure Classic semifinal vs. Arizona State on Thanksgiving, Donovan Dent had 30 points, seven assists and no turnovers
- It is the only 30pt/7asst/0to game in Division I this season, and just the fifth nationally over the past three years (since 2022-23)
- Ironically, two of the other four have UNM ties (former Lobo Taryn Todd for Arkansas State at Bowling Green last season; Fresno State's Jemarl Baker, Jr. two years ago vs. Chicago State, before he transferred to UNM for his final season)

LED UNM IN ASSISTS EVERY GAME TO START SEASON

26	Petie Gibson (1970-71 - whole season)
13*	Donovan Dent (2024-25)
12*	Darrell McGee (1988-89)
11	Donovan Dent (2023-24)

* did not tie for team lead in assists in any game

UNM MOST 8-ASSIST GAMES IN MW ERA (since 99-00)

7	Kendall Williams (2013-14)
7	Dairese Gary (2010-11)
6	Donovan Dent (2024-25)
6	Donovan Dent (2023-24)
6	Antino Jackson (2017-18)

UNM CAREER GAMES WITH 10 ASSISTS/0 TURNOVERS

3	Donovan Dent (2023-pres.)
2	Marlon Parmer (2000-02)
2	Darrell McGee (1987-90)
1	Six tied

QUICK FACTS

THE UNIVERSITY OF NEW MEXICO

Location	Albuquerque, N.M.
Founded	1889 by Territorial Legislature
Enrollment	22,852
Nickname	Lobos
Colors	Cherry (PMS 200) & Silver (PMS 428)
Conference	Mountain West
National Affiliation	NCAA Division I

President	Dr. Garnett S. Stokes
Director of Athletics	Fernando Lovo
Facility	The Pit
Capacity	15,411
Age	Built in 1966 (Renovated in 2009-10)



2024-25 LOBO BASKETBALL

DOUBLE TIME

DOUBLE-DOUBLES

	2024-25	CAREER	STREAK
Nelly Junior Joseph	5	48%	-
Donovan Dent	3	6	-
Mustapha Amzil	1	3%	-
Tru Washington	1	2	-

DOUBLE FIGURE POINTS

	2024-25	CAREER	STREAK
Donovan Dent	13	45	13
Mustapha Amzil	11	61%	2
Nelly Junior Joseph	8	93%	-
Tru Washington	7	16	-
CJ Noland	5	28%	1
Filip Borovicani	3	4%	1
Braden Appelhans	2	4	-
Kayde Dotson	2	2	-
Jovan Milicevic	1	1	-
Atiki Ally Atiki	-	7%	-
Ibrahima Sacko	-	1%	-

DOUBLE FIGURE REBOUNDS

	2024-25	CAREER	STREAK
Nelly Junior Joseph	7	57%	2
Mustapha Amzil	1	4%	-
Atiki Ally Atiki	1	3%	-
Tru Washington	1	2	-

BIG TIME GAMES

20-POINT GAMES

	2024-25	CAREER	STREAK
Donovan Dent	5	13	-
Nelly Junior Joseph	1	10%	-
Mustapha Amzil	1	3%	-
Tru Washington	1	2	-
Jovan Milicevic	1	1	-
CJ Noland	-	2%	-

30-POINT GAMES (40 pt)

	2024-25	CAREER	STREAK
Donovan Dent	2 (1)	3 (1)	-

10-ASSIST GAMES

	2024-25	CAREER	STREAK
Donovan Dent	3	6	-

% Career totals include games at previous schools (NCAA Division I)

COUNT IT, AND ONE!

AND ONES...

	2024-25	CAREER ^A
Donovan Dent	6	18
Nelly Junior Joseph	6	9
Tru Washington	1	8
Braden Appelhans	1	1
Jovan Milicevic	1	1
Mustapha Amzil	-	1

* made FG while fouled, followed by a made FT | ^A UNM career only | (#) - 4pt plays

OH NELLY

- Nelly Junior Joseph is one of two players nationally this year to have at least 150 points, 125 rebounds, 15 blocks and 15 steals (UAB's Yaxel Lendeborg)
- Joseph became just the third player in Mountain West history, and the first in 20 years, to have 125 points/100 rebounds/15 blocks/15 steals over the first 10 games of a season, joining UNM's Danny Granger and Utah's Andrew Bogut (both in 2004-05)
- Joseph has 48 career double-doubles, the fourth most among active Division I players

FINNISH STRONG IN EARLY SEASON

- Mustapha Amzil is having a strong start to the 2024-25 season after a slow start during the 2023-24 non-conference schedule
- Amzil averaged three times as many points and rebounds per game than last year's non-conference schedule, and quadrupled his 3-point FGs and blocks from last year's non-conference slate
- He set a career high with 28 points vs. Arizona State in the Acrisure Classic
- Amzil recorded his 1,000th career point in the Nov. 24 win over Texas Southern

DEFENSIVE DOUBLE-DOUBLE

- New Mexico had 10 blocks and 10 steals in the victory over Nicholls to open the season
- It was the Lobos' second 10-and-10 game since the start of the 2023-24 season (10 blks and 12 stls vs. Utah State last season)
- The Lobos had gone 12 seasons without a 10-and-10 game prior to last season's Utah State game
- UNM has nearly had three more 10-and-10 games this season, with three games of double-digit steals and nine blocks

DOUBLE-DOUBLE x3 ON OPENING NIGHT

- New Mexico had three players record double-doubles on opening night against Nicholls, tying the school record for most double-doubles in a game
- Nelly Junior Joseph tied a career high with 28 points and matched his UNM high with 16 rebounds for his 44th career double-double
- Mustapha Amzil had his fourth career double-double with 13 points and a career-high 13 rebounds
- Donovan Dent had his fourth career double-double with 15 points and 11 assists
- UNM hadn't had three double-doubles in a game in 27 years, dating back to a victory over Texas Tech in 1997-98

PITINO vs. RANKED OPPONENTS

- The Lobos are 6-6 against ranked opponents under Richard Pitino (win vs. No. 22 Wyoming in 2022, win at No. 23 San Diego State in 2023, wins vs. No. 19 San Diego State, No. 16 Utah State and No. 22 Colorado State in 2024, win vs. No. 22 UCLA in 2025)
- Going back to his tenure at Minnesota, Pitino has led his squad to at least one ranked in each of the past 10 seasons (since 2015-16)
- Pitino is one of 11 active coaches in the nation to enter the season with at least one AP ranked win every season since 2015-16

MILICEVIC EARNS FRESHMAN HONOR

- Jovan Milicevic earned his first Mountain West Player of the Week honor on Dec. 16 after a strong performance against Western New Mexico
- In the 122-70 win, Milicevic scored a career-high 21 points on 8-11 shooting (3-4 3FG), becoming the first Lobo in over a year to have a 20-point game off the bench
- The 21-point performance more than doubled his season total of 14 points combined over the first 10 games of the season
- Milicevic also tied a career high with six rebounds, while setting career highs of four assists and three steals

CAPTAINS NAMED

- Donovan Dent, Mustapha Amzil and CJ Noland were selected as the captains for the 2024-25 Lobos
- All are serving as a captain for the first time in their collegiate careers

MW PLAYERS 1st 10 GAMES 125pt/100reb/15blk/15stl

Danny Granger (2004-05 UNM)
Andrew Bogut (2004-05 Utah)
Nelly Junior Joseph (2024-25 UNM)

NCAA DIVISION I ACTIVE DOUBLE-DOUBLE LEADERS

74 Norchad Omier (Baylor)
68 Johni Broome (Auburn)
54 Hunter Dickinson (Kansas)
48 Nelly Junior Joseph (New Mexico)

AMZIL NON-CONF. BREAKDOWN

	2024-25	2023-24
Points/G	13.5	4.2
Reb/G	6.1	2.0
3FG	18	3
Blocks	9	2

AT LEAST ONE AP RANKED WIN EVERY YEAR SINCE 2015-16

Dana Altman	Greg McDermott
Rick Barnes	Matt Painter
Scott Drew	Richard Pitino
Mark Few	Bill Self
Tom Izzo	

Continues Streak with Ranked Win
Leonard Hamilton Chris Holtmann



2024-25 LOBO BASKETBALL

MW & NCAA LEADERS

TEAM - MOUNTAIN WEST LEADERS

	Value	NCAA Rank	MW Rank
Fast Break Pts/Game	18.2	6th	1st
FT Attempts/Game	24.8	23rd	1st
Off. Rebs/Game	14.1	27th	1st
Rebounds/Game	39.9	44th	1st
Scoring Offense	86.2	19th	1st
Steals/Game	10.3	9th	1st
Turnover Margin	+5.4	13th	1st
TOs Forced/Game	17.2	7th	1st

TEAM - OTHER TOP 50 NCAA

	Value	NCAA Rank	MW Rank
Assists/Game	17.4	33rd	2nd
Blocks/Game	5.3	26th	2nd

INDIVIDUAL - MOUNTAIN WEST LEADERS

	Value	NCAA Rank	MW Rank
Donovan Dent			
Assists	93	8th	1st
Assists/Game	7.2	7th	1st
FG Attempts	179	66th	1st
FT Attempts	87	25th	1st
Points/Game	19.2	36th	1st
Nelly Junior Joseph			
Off. Rebs/Game	3.4	27th	1st

INDIVIDUAL - OTHER TOP 50 NCAA

	Value	NCAA Rank	MW Rank
Nelly Junior Joseph			
Double-Doubles	5	25th	2nd
Rebounds	128	13th	2nd
Rebounds/Game	9.8	16th	2nd
Def. Rebs/Game	6.5	30th	2nd
Donovan Dent			
FGs	88	41st	2nd
FTs	64	33rd	3rd
Points	249	39th	2nd

JOSEPH EARNS FIRST MW HONOR

- Nelly Junior Joseph earned the first Mountain West Player of the Week honor this season after double-doubles in the wins over Nicholls and No. 22 UCLA
- In the season-opening win over Nicholls, Joseph tied a career high with 28 points and matched his UNM high with 16 rebounds
- It is one of only three 28 point/16 rebound games in Division I this season (Auburn's Johni Broome vs. North Alabama; Stanford's Maxime Raynaud at Santa Clara)
- Joseph had 16 points and 12 rebounds in the win over the Bruins in the Las Vegas Hoopfest

PRESEASON ACCOLADES

- For the second straight season, New Mexico had two players selected to the preseason All-Mountain West team as Donovan Dent and Nelly Junior Joseph were honored
- The Lobos were one of two teams (Boise State) to have multiple players on the 10-player team
- Last season, Dent was a second-team All-Mountain West selection

ON THE DOT(SON)

- Freshman guard Kayde Dotson scored 18 points off the bench against Texas A&M-Corpus Christi in the third game of the season
- In the Mountain West era (since 1999-00), it is the second most points by a Lobo freshman one of the first three games of his career, trailing only Jamaal Williams (20 vs. Texas Southern in 2001-02) and matching Makuach Maluach (18 vs. Northern New Mexico in 2017-18)

SWEEP LA

- Since 2000, New Mexico was the 27th non-conference team to play both UCLA and USC in the same regular season, and became the seventh to earn wins over both in the same year
- The previous six teams since 1999-00 to beat both UCLA and USC in the non-conference schedule are Pepperdine (2001-02), Kansas (2010-11), Kansas (2011-12), San Diego State (2012-13), Monmouth (2015-16) and Gonzaga (2023-24)

ON THE AIR

- New Mexico will play at least 18 games this season on national television
- 14 of UNM's 20 Mountain West games are televised, meaning 49 of the last 56 conference games have been on TV (2nd most in the conference)
- The Lobos will play two games this season on broadcast television, hosting San Diego State on CBS for the second straight year (Jan. 11) and playing on FOX for the first time ever on Jan. 25 at UNLV

LOBOS PICKED SECOND IN MOUNTAIN WEST

- New Mexico was picked second in the preseason Mountain West poll
- It was the Lobos' highest projected finish since 2013-14 (picked to win the league)
- Boise State was picked to win the league, followed by New Mexico, Nevada, San Diego State, UNLV, Utah State, Colorado State, San Jose State, Wyoming, Fresno State and Air Force

UP NEXT

- The Lobos return home to host Nevada on Friday night (Jan. 3)
- The game is the 1,000th Lobo men's basketball game in The Pit
- Game time is 9:00 pm and the game airs on FS1



2024-25 LOBO BASKETBALL

2024-25 ROSTER

NO.	PLAYER	PRONUNCIATION	POS.	YR.	HT.	HOMETOWN	SOCIAL	
0	CJ NOLAND		G	Grad.	6-4	Waxahachie, TX	X @CjNoland1	@ thecjnoland
1	BRADEN APPELHANS	apple-hahns	G	R-So.	6-7	Blue Springs, MO	X @AppelhansBraden	@ bradenappelhans1
2	DONOVAN DENT		G	Jr.	6-2	Riverside, CA	X @Donovandent1	@ donovandent2
3	TRU WASHINGTON		G	So.	6-4	Phoenix, AZ	X @washington_tru	@ truWASHINGTON
4	KAYDE DOTSON	cade	G	Fr.	6-2	Beaumont, TX	X @iamkaydedotson	@ kayde_._
6	ATIKI ALLY ATIKI	ah-TEE-kee ollie	F	Sr.	6-10	Mwanza, Tanzania	X @AtikiAtiki1	@ atikially3a
7	IBRAHIMA SACKO	E-bra-HE-ma SOCK-oh	F	So.	6-6	Conakry, Guinea		@ sacko0812
8	FILIP BOROVCANIN	bor-oh-VEECH-an-in	F	Jr.	6-9	Belgrade, Serbia	X @borovicinan_4	@ borovicinan_4
11	QUINTON WEBB		G	R-So.	6-6	San Bernardino, CA	X @_quintonwebb5	@ quintonwebb11
13	DANIEL THOMAS		F	Fr.	6-8	Dallas, TX	X @OnlyDaniel	@ danthomas_13
21	DERAJE AGBAOSI	derr-ah-ZHAY ag-BOW-see	F	R-Jr.	6-7	Union, NJ		@ _deraje
22	MUSTAPHAAMZIL	ahm-SEAL	F	Sr.	6-9	Helsinki, Finland	X @CantStaphMe	@ mustaphaamzil
23	NELLY JUNIOR JOSEPH		F	Sr.	6-10	Benin City, Nigeria	X @eazynelz	@ eazynelz
24	JOVAN MILICEVIC	YO-vahn mill-LEECH-ah-vich	F	Fr.	6-10	Toronto, ON	X @JovanMilicevic9	@ jovan.m23
32	SHANE DOUMA-SANCHEZ	DUE-ma	G	R-Fr.	6-1	Laguna Pueblo, NM	X @ds32_shaneshane	@ saucy_shaneshane
35	DYLAN CHAVEZ		G	Fr.	6-5	Albuquerque, NM	X @dylanchavez00	@ dylanchavez0

Head Coach

Associate Head Coach

Assistant Coach

Assistant Coach

Assistant Coach

Assistant Coach/Video Coordinator

Director of Basketball Operations

Strength & Conditioning Coach

Sports Medicine

Communications

Richard Pitino

Isaac Chew

Tarvish Felton

Aaron Katsuma

Dave Pilipovich

Danny Walters

Peyton Stephens

Matthew Flores

Grant Smith

Steve Kirkland

4th Season / Providence, 2005

4th Season / Avila, 1999

3rd Season / Southern Utah, 1999

2nd Season / Minnesota, 2014

4th Season / Thiel, 1986

3rd Season / Texas A&M, 2020

4th Season / Texas A&M, 2019

4th Season / Arizona State, 2012

1st Season / Missouri, 2020

4th Season / Penn State, 2001

THE LAST TIME

A NEW MEXICO PLAYER...

- **Scored 30 points:** Donovan Dent (40) vs. VCU (12/18/24)
- **Scored 35 points:** Donovan Dent (40) vs. VCU (12/18/24)
- **Scored 40 points:** Donovan Dent (40) vs. VCU (12/18/24)
- **Two players with 20 points:** Donovan Dent (30) and Mustapha Amzil (28), vs. Arizona State (11/28/24)
- **Two players with 25 points:** Donovan Dent (30) and Mustapha Amzil (28), vs. Arizona State (11/28/24)
- **Three players with 20 points:** Corey Manigault (28), Zane Martin (23) & Vance Jackson (20) vs. Wyoming (2/8/20)
- **20-point game off the bench:** Jovan Milicevic (21) vs. Western New Mexico (12/14/24)
- **20-points in one half:** Donovan Dent (25²) vs. VCU (12/18/24)
- **A player with back-to-back 30-point games:** at San Jose State (1/24/24)
- **One player scored in double figures:** at Air Force (2/24/21)
- **No players scored in double figures:** at Boise State (12/23/20)
- **Five players scored in double figures:** vs. Western New Mexico (12/14/24)
- **All five starters scored in double figures:** at San Jose State (1/24/24)
- **Six players scored in double figures:** vs. Utah State (1/16/24)
- **Had 15 rebounds:** Nelly Junior Joseph (17) vs. New Mexico State (12/7/24)
- **Had 20 rebounds:** Carlton Bragg (20) at Wyoming (3/9/19)
- **Two players with 10 rebounds:** Nelly Junior Joseph (16) & Mustapha Amzil (13) vs. Nicholls (11/4/24)
- **Double-Double:** Nelly Junior Joseph vs. VCU (12/18/24)
- **Two players had a double-double:** Nelly Junior Joseph, Mustapha Amzil and Donovan Dent vs. Nicholls (11/4/24)
- **Three players had a double-double:** Nelly Junior Joseph, Mustapha Amzil and Donovan Dent vs. Nicholls (11/4/24)
- **Double-Double with points and assists:** Donovan Dent vs. USC (11/29/24)
- **Four Double-Doubles in a row:** Morris Udeze (1/7/23-1/17/23)
- **Triple-Double:** Luc Longley vs. Penn State (3/28/90) *NIT*
- **20 points and 20 rebounds:** Carlton Bragg (22/20) at Wyoming (3/9/19)
- **10 assists:** Donovan Dent (11) vs. USC (11/29/24)
- **5 Blocked Shots:** Atiki Ally Atiki (5) vs. A&M-Corpus Christi (11/12/24)
- **5 Steals:** Tru Washington (5) vs. Grambling State (11/21/24)
- **Led UNM in Points, Rebounds and Assists:** Makuach Malauch at Fresno State (1/30/21)
- **Hit a last second shot to win a game (1.0 or later):** Donovan Dent vs. UT Arlington (11/16/23), layup with 0.5 left to win 82-80
- **Played the entire game:** Jaelen House at Air Force (2/5/22)
- **Played 40 or more minutes:** Four players at Nevada (2ot) (1/23/23)

NEW MEXICO TEAM...

- **Won in Overtime:** 81-79 vs. Boise State (1/20/23)
- **Lost in Overtime:** 83-89 vs. New Mexico State (12/7/24)
- **Played Two Overtimes:** L, 94-97 (2ot) at Nevada (1/23/23)
- **Played Three Overtimes:** W, 104-99 (3ot) vs. Fresno State (3/8/96) *WACT*
- **Shot 70 percent for a Half:** 73.3 (22-30)², vs. Houston Baptist (12/22/19)
- **Shot 60 percent in a Game:** 60.3 (47-78) vs. Western New Mexico (12/14/24)
- **Shot less than 30 percent in a Game:** 29.7 (19-64) vs. Clemson (3/22/24) *NCAA*
- **Shot 90 percent from the free throw line:** 92.3 (12-13) vs. Air Force (3/13/24) *MWT*
- **Shot 50 percent from 3-point line:** 50.0 (14-28) vs. Western New Mexico (12/14/24)
- **Shot less than 30 percent in a half:** 24.1 (19-64)², vs. Clemson (3/22/24) *NCAA*
- **Shot less than 20 percent in a half:** 19.2 (5-26)¹, vs. Utah State (1/6/21)
- **Shot 55 percent or better and lost:** 59.6 (31-52) vs. New Mexico State (11/17/18)
- **Attempted 50 FTs:** 52 at UTEP (1/2/08)
- **Made 30 FTs:** 36 vs. UTSA (12/10/22)
- **Made 10 3-pt FGs:** 14, vs. Western New Mexico (12/14/24)
- **Failed to make a 3-pt FG:** vs. Washington State (12/25/15)
- **Had 50 rebounds:** 50, vs. Nicholls (11/4/24)
- **Had 25 assists:** 31, vs. Western New Mexico (12/14/24)
- **Had 15 steals:** 17, vs. Western New Mexico (12/14/24)
- **Had 10 blocks:** 10, vs. Nicholls (11/4/24)
- **Scored 50 pts in a half:** 62², vs. Western New Mexico (12/14/24)
- **Scored 60 pts in a half:** 62², vs. Western New Mexico (12/14/24)
- **Scored 100 pts (MW):** 108, at Colorado State (2/28/18)
- **Scored 100 pts (non-conf):** 122, vs. Western New Mexico (12/14/24)
- **Scored under 20 pts in 1st half:** 19, at Fresno State (1/28/21)
- **Scored under 20 pts in 2nd half:** 18, at UNLV (1/18/21)
- **Scored under 50 pts in a game:** 46, at UNLV (1/18/21)
- **Never trailed:** vs. UCLA (11/8/24)

AN OPPOSING PLAYER...

- **Scored 30 points:** Max Rice (35), Boise State (1/31/24)
- **Scored 35 points:** Max Rice (35), Boise State (1/31/24)
- **Scored 40 points:** Jordan Caroline (45), Nevada (1/7/17)
- **Two players with 20 points:** Christian Cook (27) & Robert Carpenter (20), New Mexico State (12/7/24)
- **Two players with 25 points:** Graham Ike (29) & Hunter Maldonado (25), at Wyoming (1/22/22)
- **Three players with 20 points:** Will Baker (28), Jarod Lucas (22) & Kenan Blackshear (20), at Nevada (1/13/23)
- **20-point game off the bench:** Robert Carpenter (20), New Mexico State (12/7/24)
- **One player scored in double figures:** Grambling State (11/21/24)
- **No players scored in double figures:** Nevada (1/28/24)
- **Five players scored in double figures:** at St. John's (11/17/24)
- **All five starters scored in double figures:** at St. John's (11/17/24)
- **Six players scored in double figures:** Utah State (1/8/22)
- **Had 15 rebounds:** Tyler Bilodeau (15), vs. UCLA (11/8/24)
- **Had 20 rebounds:** Ryan Watkins (22), Boise State (1/21/14)
- **Two players with 10 rebounds:** RJ Luis, Jr. (11) & Zuby Ejiofor (10), at St. John's (11/17/24)
- **Double-Double:** Robert Vaihola, San Jose State (12/4/24)
- **Two players had a double-double:** RJ Luis, Jr. & Zuby Ejiofor, at St. John's (11/17/24)
- **Double-Double with points and assists:** Isaiah Stevens, at Colorado State (3/3/23)
- **Triple-Double:** Omari Moore, at San Jose State (2/20/22)
- **10 assists:** Alvaro Cardenas (10), at San Jose State (1/24/24)
- **5 Blocked Shots:** Neemias Queta (5), Utah State (1/6/21)
- **5 Steals:** Skyy Clark (6), vs. UCLA (11/8/24)
- **Hit a last second shot to win a game (1.0 or later):** Lamont Butler, San Diego State (2/25/23), three-pointer as time expired to win 73-71

OPPONENT TEAM...

- **Shot 70 percent for a Half:** 73.1 (19-26)², at Air Force (2/10/23)
- **Shot 60 percent in a Game:** 66.0 (35-53) at Air Force (2/10/23)
- **Shot less than 30 percent in a Game:** 29.4 (20-68), Boise State (3/14/24) *MWT*
- **Shot 90 percent from the free throw line:** 100.0 (5-5), at San Jose State (1/24/24)
- **Shot 50 percent from 3-point line:** 50.0 (9-18), Texas Southern (11/24/24)
- **Shot less than 30 percent in a half:** 27.6 (8-29)², San Diego State (3/16/24) *MWT*
- **Shot less than 20 percent in a half:** 18.5 (5-27)¹, at Fresno State (1/28/21)
- **Shot 55 percent or better and lost:** 57.8 (37-64) at Wyoming (2/20/18)
- **Attempted 50 FTs:** 50, New Mexico State (12/11/82)
- **Made 30 FTs:** 35, Utah State (3/14/19)
- **Made 10 3-pt FGs:** 10, VCU (12/18/24)
- **Failed to make a 3-pt FG:** New Mexico State (12/16/15)
- **Had 50 rebounds:** 52, Boise State (1/15/22)
- **Had 25 assists:** 27, at Colorado State (3/3/21)
- **Had 15 steals:** 15, UAB (11/25/21)
- **Had 10 blocks:** 10, Utah State (1/6/21)
- **Scored 50 pts in a half:** 51², vs. Arizona State (11/28/24)
- **Scored 60 pts in a half:** 61², at Wyoming (2/20/18)
- **Scored 100 pts (MW):** 105, at Colorado State (1/15/20)
- **Scored 100 pts (non-conf):** 100, at New Mexico State (12/4/18)
- **Scored under 20 pts in 1st half:** 19, at Fresno State (1/28/21)
- **Scored under 20 pts in 2nd half:** 19, New Mexico State (12/3/14)
- **Scored under 50 pts in a game:** 46, Northern New Mexico (2/11/22)
- **Never trailed:** at Saint Mary's (11/9/23)

COMEBACKS...

	New Mexico Comeback	Opponent Comeback
Trailing at Half	Wyoming (3/8/23) ^{35-38 / 87-76}	vs. Arizona St (11/28/24) ^{34-37 / 85-82}
Trailing w/8:00 left	San Jose St (12/4/24) ^{63-69 / 83-77}	vs. Arizona St (11/28/24) ^{60-62 / 85-82}
Trailing w/4:00 left	San Jose St (12/4/24) ^{73-75 / 83-77}	Air Force (2/24/24) ^{67-70 / 78-77}
Trailing w/2:00 left	at Wyoming (12/31/22) ^{72-74 / 76-75}	Air Force (2/24/24) ^{70-72 / 78-77}
Trailing w/1:00 left	at NMSU (12/15/23) ^{68-72 / 73-72}	Air Force (2/24/24) ^{73-76 / 78-77}
Trailing any pt in final 30 sec of 2nd half or 30 sec of OT	vs. CSU (2/21/24) ^{65-66 (OT) / 68-66}	Air Force (2/24/24) ^{75-77 (OT) / 78-77}



2024-25 LOBO BASKETBALL

NEW MEXICO UTEP

74
70

GAME #0 (exhibition)
Oct. 28, 2024
The Pit (10,359)
Albuquerque, NM

UTEP	FG	3FG	FT	O-D-T	PF	TP	A	TO	BS	S	MP
23 Frazier*	8-14	4-6	1-1	1-0-1	3	21	1	0	1	2	22
34 Kalu*	3-6	0-0	1-2	2-2-4	3	7	0	0	0	0	17
4 Camper*	1-5	0-1	0-0	0-2-2	3	2	1	1	0	2	30
5 Terrell*	2-6	0-0	1-1	2-0-2	5	5	4	1	0	3	22
13 Barnes*	2-8	1-4	2-2	0-3-3	4	7	4	2	0	3	27
1 Thomas	1-4	1-2	1-2	0-2-2	1	4	1	0	0	0	16
3 Hebb	1-1	0-0	0-0	0-0-0	0	2	0	2	0	0	5
11 Horton	0-3	0-3	2-2	0-3-3	5	2	0	1	0	0	20
12 Bynum	2-10	1-6	1-1	0-4-4	1	6	1	2	0	2	19
32 Hamilton	5-7	0-0	0-0	3-2-5	2	10	0	0	0	0	11
33 Jones	1-6	0-2	2-2	0-1-1	0	4	0	1	2	0	11
TEAM				1-2-3							
Totals	26-70	7-24	11-13	9-21-30	27	70	12	11	3	12	200
UNM	FG	3FG	FT	O-D-T	PF	TP	A	TO	BS	S	MP
8 Borovicainin*	0-2	0-1	1-1	1-3-5	0	1	2	1	0	1	20
22 Amzli*	1-8	0-5	4-4	2-9-11	0	6	1	1	0	0	20
23 Joseph*	3-7	0-0	1-5	4-12-16	3	7	1	4	5	0	30
2 Dent*	5-6	1-1	8-10	0-0-0	2	19	5	5	0	0	32
3 Washington*	5-12	3-5	4-5	2-4-6	1	17	2	2	0	4	28
0 Noland	0-4	0-3	2-2	0-1-1	1	2	0	4	0	1	16
1 Appelhans	0-3	0-3	4-4	0-3-3	0	4	0	1	0	1	8
4 Dotson	0-1	0-1	1-2	0-1-1	1	1	0	3	1	0	8
6 Atiki	1-2	0-0	2-2	3-1-4	3	4	1	2	0	1	10
7 Sacko	2-4	0-1	0-0	2-0-2	0	4	1	0	2	0	12
11 Webb	1-2	0-1	0-1	0-1-1	1	2	0	1	1	1	8
24 Milicevic	3-4	1-2	0-0	1-2-3	1	7	1	1	1	0	8
TEAM				3-0-3							
Totals	21-55	5-23	27-36	19-37-56	13	74	14	25	11	9	200
	1st	2nd	Total			FG%	3FG%	FT%			
UTEP	30	40	70			37.1	29.2	84.6			
New Mexico	36	38	74			38.2	21.7	75.0			

Points in the Paint-UTEP 38, UNM 28; Points off Turnovers-UTEP 17, UNM 14
2nd Chance Points-UTEP 10, UNM 19; Fast Break Points-UTEP 10, UNM 16
Bench Points-UTEP 28, UNM 24. Score Tied-2 times. Lead changed-4 times.
Largest lead-UTEP by 1 1st-9:50, UNM by 14 2nd-5:01.
UTEP led for 0:46, UNM led for 38:38, Game tied 0:36.
Officials: Mike Littlewood, Deldre Carr, Bianca Burns
Technical: none

NEW MEXICO NICHOLLS

91
84

GAME #1
Nov. 4, 2024
The Pit (10,609)
Albuquerque, NM

NICH (0-1)	FG	3FG	FT	O-D-T	PF	TP	A	TO	BS	S	MP
6 Myles*	3-6	1-3	0-0	1-4-5	5	7	1	1	0	1	14
15 West*	3-7	0-0	4-5	3-6-9	3	10	2	4	3	0	35
1 English*	2-10	1-3	2-6	0-4-4	2	7	8	5	0	0	27
2 Brown*	8-16	1-2	1-2	1-3-4	2	23	3	1	0	0	39
10 Cornish*	4-16	4-14	2-2	1-6-7	3	14	0	1	0	1	26
0 Collins	3-3	0-0	0-0	2-3-5	5	6	1	1	0	0	18
3 Searles	1-4	0-1	0-1	0-4-4	0	2	1	0	1	0	8
5 Malone	1-1	0-0	0-0	1-2-3	1	2	1	3	0	1	14
9 Gray	5-9	3-4	0-0	2-1-3	3	13	1	0	0	1	19
TEAM				3-2-5							
Totals	30-72	15-37	9-16	14-35-49	24	84	18	17	4	4	200
UNM (1-0)	FG	3FG	FT	O-D-T	PF	TP	A	TO	BS	S	MP
8 Borovicainin*	2-6	1-4	0-0	2-5-7	2	5	2	1	0	0	19
22 Amzli*	5-15	1-9	2-2	5-8-13	3	13	2	0	2	0	32
23 Joseph*	9-15	0-0	10-12	6-10-16	2	28	2	3	3	2	36
2 Dent*	5-11	0-2	5-7	0-0-0	0	15	11	2	1	3	38
3 Washington*	4-8	2-3	2-2	1-3-4	4	12	0	1	0	2	20
0 Noland	4-14	1-9	1-3	2-1-3	2	10	1	1	3	1	22
1 Appelhans	1-4	0-0	0-0	0-0-0	0	3	0	0	0	1	9
4 Dotson	1-4	1-4	0-2	0-0-0	2	3	0	0	0	0	10
6 Atiki	0-3	0-0	0-0	0-1-1	0	0	0	0	1	0	4
11 Webb	0-0	0-0	0-0	0-0-0	0	0	0	0	0	0	1
24 Milicevic	0-1	0-1	2-4	0-1-1	1	2	0	0	0	1	8
TEAM				2-3-5							
Totals	31-81	7-36	22-32	18-32-50	16	91	18	8	10	10	200
	1st	2nd	Total			FG%	3FG%	FT%			
Nicholls	43	41	84			41.7	40.556	3			
New Mexico	48	43	91			38.3	19.4	68.8			

Points in the Paint-NICH 30, UNM 46; Points off Turnovers-NICH 6, UNM 23
2nd Chance Points-NICH 16, UNM 17; Fast Break Points-NICH 13, UNM 27
Bench Points-NICH 23, UNM 18. Score Tied-7 times. Lead changed-2 times.
Largest lead-NICH by 3 1st-10:33, UNM by 12 2nd-7:07.
NICH led for 4:09, UNM led for 32:02, Game tied 3:49.
Officials: Scott Brown, Jim Bruno, Crystal Hogan
Technical: none

NEW MEXICO #22 UCLA

72
64

GAME #2
Nov. 8, 2024
Lee's Family Forum (1,497)
Henderson, NV

UNM (2-0)	FG	3FG	FT	O-D-T	PF	TP	A	TO	BS	S	MP
8 Borovicainin*	2-2	2-2	0-0	0-2-2	3	6	3	1	0	0	24
22 Amzli*	3-7	2-4	0-0	0-4-4	4	8	0	3	2	0	28
23 Joseph*	5-9	0-0	6-8	4-8-12	3	16	0	4	1	2	33
2 Dent*	8-13	0-1	1-4	0-1-1	1	17	8	9	0	2	34
3 Washington*	1-7	0-3	1-2	2-3-5	2	3	2	3	0	5	30
0 Noland	2-5	1-2	8-8	0-1-1	5	13	1	0	0	3	19
1 Appelhans	1-1	1-1	0-0	0-1-1	1	3	0	0	0	0	4
4 Dotson	0-1	0-1	0-0	0-1-1	0	0	0	2	0	0	6
6 Atiki	2-2	0-0	0-0	0-1-1	1	4	0	0	0	0	7
7 Sacko	1-1	0-0	0-1	0-1-1	4	2	0	0	0	0	10
11 Webb	0-1	0-1	0-0	0-0-0	0	0	0	0	0	0	2
24 Milicevic	0-0	0-0	0-0	0-0-0	2	0	0	0	0	0	2
TEAM				2-3-5							
Totals	25-49	6-15	16-23	8-26-34	26	72	14	24	3	12	200
UCLA (1-1)	FG	3FG	FT	O-D-T	PF	TP	A	TO	BS	S	MP
3 Dailey*	1-3	1-2	2-2	1-2-3	4	5	1	2	0	0	15
34 Bilodeau*	8-20	2-7	5-8	7-8-15	3	23	0	3	1	2	33
0 Johnson*	2-4	0-2	3-4	2-2-4	4	7	5	1	0	1	26
2 Andrews*	2-6	0-3	0-0	0-0-0	2	4	2	6	0	1	30
55 Clark*	3-9	1-4	0-0	0-0-0	2	7	1	1	0	6	29
1 Perry	1-4	1-2	5-7	1-2-3	3	8	2	1	0	2	23
10 Stefanovic	1-4	0-3	0-0	2-1-3	2	2	0	3	0	0	15
12 Mack	0-0	0-0	2-2	0-0-0	1	2	2	3	0	0	10
15 Mara	0-0	0-0	0-0	0-0-0	1	0	0	0	0	0	5
24 Kyle	2-5	0-0	2-4	0-4-4	2	6	0	1	2	0	15
TEAM				1-1-2							
Totals	20-55	5-23	19-27	14-20-34	24	64	13	21	3	12	200
	1st	2nd	Total			FG%	3FG%	FT%			
New Mexico	41	31	72			51.0	40.0	69.6			
UCLA	30	34	64			36.4	21.7	70.4			

Points in the Paint-UNM 36, UCLA 24; Points off Turnovers-UNM 21, UCLA 15
2nd Chance Points-UNM 2, UCLA 12; Fast Break Points-UNM 17, UCLA 10
Bench Points-UNM 27, UCLA 18. Score Tied-1 time. Lead changed-0 times.
Largest lead-UNM by 16 2nd-14:29, UCLA - none.
UNM led for 39:31, UCLA led for 0:00, Game tied 0:29.
Officials: Paul Szelc, Mike Reed, Keith Kimble
Technical: none

NEW MEXICO TAMU-CC

100
81

GAME #3
Nov. 12, 2024
The Pit (11,160)
Albuquerque, NM

TAMU-CC (1-2)	FG	3FG	FT	O-D-T	PF	TP	A	TO	BS	S	MP
6 S.Williams*	4-8	0-0	0-2	3-3-6	2	8	0	1	0	1	19
12 Dease*	5-6	0-1	1-2	2-5-7	1	11	7	4	0	0	27
33 Clark*	5-8	1-2	8-9	1-4-5	3	19	1	2	0	0	29
2 Roberts*	2-6	2-5	0-0	0-2-2	2	6	0	1	1	0	18
10 L.Williams*	2-5	0-0	1-5	0-3-3	3	5	3	2	1	1	20
0 Torbor	0-0	0-0	0-0	0-0-0	1	0	0	1	0	1	3
1 Wright-Forde	3-5	0-0	3-5	0-2-2	3	9	2	3	1	0	15
3 Villegas	0-0	0-0	0-0	0-0-0	0	0	0	0	0	0	4
4 Parker	0-4	0-4	1-2	0-1-1	3	1	4	3	0	1	12
5 Dennis	3-3	1-1	0-2	0-0-0	2	7	2	0	0	0	10
13 Jackson	4-5	0-0	1-4	0-5-5	4	9	1	0	1	1	22
21 Walker	0-1	0-0	0-0	0-1-1	2	0	0	2	0	1	7
24 Potter	1-4	1-3	3-4	0-0-0	0	6	0	3	0	1	14
TEAM				3-4-7							
Totals	29-55	5-16	18-35	9-30-39	26	81	20	22	4	7	200
UNM (3-0)	FG	3FG	FT	O-D-T	PF	TP	A	TO	BS	S	MP
8 Borovicainin*	0-5	0-2	0-0	1-0-1	2	0	0	1	0	0	14
22 Amzli*	3-9	1-5	5-6	2-5-7	3	12	2	4	2	2	27
23 Joseph*	5-6	0-0	0-3	3-6-9	4	10	1	2	2	2	16
2 Dent*	7-10	1-1	10-14	0-0-0	2	25	10	0	0	2	30
3 Washington*	5-12	1-4	4-7	3-2-5	3	15	2	1	0	2	31
0 Noland	1-7	1-5	2-2	0-3-3	5	5	1	3	0	3	16
1 Appelhans	1-1	1-1	0-0	0-2-2	0	3	0	0	0	1	10
4 Dotson	6-7	3-4	3-4	0-1-1	2	18	3	1	0	2	15
6 Atiki	4-4	0-0	1-3	1-4-5	2	9	2	0	5	0	21
7 Sacko	1-1	1-1	0-0	0-1-1	4	3	0	1	0	1	14
11 Webb	0-0	0-0	0-0	0-1-1	0	0	0	1	0	0	4
24 Milicevic	0-0	0-0	0-0	0-0-0	1	0	0	0	0	0	2
TEAM				1-1-2							
Totals	33-62	9-23	25-39	11-26-37	28	100	22	14	9	15	200
	1st	2nd	Total			FG%	3FG%	FT%			
A&M-Corpus Christi	34	47	81			52.7	31.3	51.4			
New Mexico	49	51	100			53.2	39.1	64.1			

Points in the Paint-TAMUCC



2024-25 LOBO BASKETBALL

NEW MEXICO TEXAS SOUTHERN 68

GAME #6
Nov. 24, 2024
The Pit (11,286)
Albuquerque, NM

TXSO (1-5)	FG	3FG	FT	O-D-T	PF	TP	A	TO	BS	S	MP
1 Hunter*	4-12	0-0	0-0	1-4-5	4	8	0	1	2	1	30
0 Jackson-Posey*	1-3	1-3	0-0	0-3-3	2	3	1	2	0	0	11
2 McClain*	6-12	2-5	11-	0-1-1	3	15	6	5	0	0	28
7 Hayes*	2-7	2-2	4-4	1-0-1	0	10	3	1	0	1	25
23 Posey*	1-2	0-0	0-0	0-1-1	5	2	0	2	0	0	14
5 Wysinger	2-4	1-1	7-8	0-4-4	0	12	2	1	0	0	16
8 Anderson	1-4	0-0	1-2	0-2-2	1	3	1	1	0	1	22
12 Morlie	2-5	1-2	0-0	0-4-4	2	5	1	0	0	0	13
14 Granger	2-3	2-3	0-0	1-2-3	1	6	0	1	0	1	17
20 Koureissi	2-6	0-1	0-2	3-4-7	0	4	0	3	1	0	19
32 Farooq	0-1	0-1	0-0	0-0-0	0	0	0	1	0	0	6
TEAM				3-2-5							
Totals	23-59	9-18	13-17	9-27-36	19	68	14	20	3	4	200
UNM (5-1)	FG	3FG	FT	O-D-T	PF	TP	A	TO	BS	S	MP
22 Amzli*	6-15	2-6	4-6	0-2-2	1	18	1	0	0	0	29
23 Joseph*	2-4	0-1	4-6	1-7-8	3	8	1	2	3	2	23
0 Noland*	3-6	0-2	0-1	2-6-8	2	6	1	1	0	2	21
2 Dent*	4-9	0-1	3-4	1-1-2	2	11	5	0	1	1	25
3 Washington*	8-13	3-4	0-1	5-5-10	1	19	3	1	0	4	28
1 Appelhans*	1-3	1-2	0-0	0-0-0	0	3	2	0	2	1	14
4 Dotson	3-6	3-5	1-2	0-0-0	1	10	2	0	0	0	15
6 Atiki	2-4	0-0	0-0	2-0-2	0	4	1	1	2	0	13
7 Sacko	2-3	0-1	0-0	1-0-1	2	4	0	1	1	0	5
8 Borovicinan	5-6	1-2	0-0	0-4-4	2	11	2	1	0	0	10
11 Webb	1-2	0-0	0-1	1-1-2	1	2	0	0	0	0	8
24 Milicevic	1-4	1-3	0-0	0-1-1	1	3	1	0	0	0	10
TEAM				1-2-3							
Totals	38-75	11-27	12-21	14-29-43	16	99	19	7	9	10	200
1st	31	37	68			FG%	3FG%	FT%			
Texas Southern	31	37	68			39.0	50.0	76.5			
New Mexico	38	61	99			50.7	40.7	57.1			

Points in the Paint-TXSO 18, UNM 52; Points off Turnovers-TXSO 2, UNM 30
2nd Chance Points-TXSO 6, UNM 24; Fast Break Points-TXSO 14, UNM 29
Bench Points-TXSO 30, UNM 37. Score Tied-2 times. Lead changed-2 times.
Largest lead-TXSO by 2 1st-2:27, UNM by 39 2nd-3:31.
TXSO led for 0:32, UNM led for 37:13. Game tied 2:15.
Officials: Tommy Nunez, Crystal Hogan, Daniel Nguyen
Technical: UNM-Washington; TXSO-Coach Jones, Posey

ARIZONA STATE NEW MEXICO 82

GAME #7
Nov. 28, 2024
Acrisure Arena (732)
Palm Desert, CA

ASU (6-1)	FG	3FG	FT	O-D-T	PF	TP	A	TO	BS	S	MP
8 Jhahd*	5-9	3-4	7-10	2-4-6	4	20	0	1	0	1	26
21 Quintance*	2-8	0-1	0-3	4-4-8	2	4	1	1	3	1	29
1 Mason*	3-8	1-2	4-4	0-3-3	4	11	5	1	1	1	33
10 Freeman*	4-6	1-3	7-8	0-3-3	2	16	3	2	0	1	28
44 Miller*	3-6	2-3	0-0	0-1-1	2	8	2	2	0	1	28
3 Sanon	1-11	2-5	5-5	1-1-2	1	19	3	1	0	0	32
5 Ali	6-4	0-1	0-0	0-1-1	2	2	1	0	0	0	11
9 Phillips	2-3	0-0	1-2	0-4-4	4	5	1	1	0	0	14
TEAM				2-4-6							
Totals	26-55	9-19	24-32	9-25-34	22	85	16	10	4	5	200
UNM (5-2)	FG	3FG	FT	O-D-T	PF	TP	A	TO	BS	S	MP
22 Amzli*	6-16	3-9	13-14	3-5-8	4	28	0	2	0	0	35
23 Joseph*	1-3	0-0	1-1	2-5-7	4	3	1	5	0	1	25
0 Noland*	4-7	3-3	2-2	0-4-4	3	13	2	0	1	2	30
2 Dent*	9-21	0-1	12-15	0-1-1	2	30	7	0	1	0	35
3 Washington	1-8	0-3	0-0	3-2-5	4	2	0	0	0	2	27
1 Appelhans*	0-0	0-0	0-0	0-1-1	0	0	0	0	0	0	5
4 Dotson	0-0	0-0	0-0	0-0-0	0	0	0	0	0	0	5
6 Atiki	1-2	0-0	0-0	1-4-5	4	2	0	0	2	0	15
7 Sacko	0-1	0-0	0-0	0-1-1	1	0	0	2	0	0	5
8 Borovicinan	2-5	0-0	0-0	1-0-1	3	4	0	1	0	1	16
24 Milicevic	0-0	0-0	0-0	0-0-0	1	0	0	0	0	0	2
TEAM				4-1-5							
Totals	24-63	6-16	28-32	14-24-38	26	82	10	11	3	6	200
1st	34	51	85			FG%	3FG%	FT%			
Arizona State	34	51	85			47.3	47.4	75.0			
New Mexico	37	45	82			38.1	37.5	87.5			

Points in the Paint-ASU 26, UNM 34; Points off Turnovers-ASU 15, UNM 13
2nd Chance Points-ASU 10, UNM 8; Fast Break Points-ASU 5, UNM 7
Bench Points-ASU 26, UNM 6. Score Tied-10 times. Lead changed-7 times.
Largest lead-ASU by 13 1st-5:48, UNM by 9 2nd-15:18.
ASU led for 18:09, UNM led for 17:08. Game tied 4:43.
Officials: Terry Oglesby, Bill Vinovich, Alexander Thompson
Technical: ASU-Phillips, Coach Hurley

NEW MEXICO USC 83

GAME #8
Nov. 29, 2024
Acrisure Arena (310)
Palm Desert, CA

USC (5-3)	FG	3FG	FT	O-D-T	PF	TP	A	TO	BS	S	MP
0 Thomas*	4-7	1-4	0-0	0-7-7	2	9	5	5	0	3	37
5 Williams*	3-6	2-4	3-4	0-4-4	0	11	2	1	0	1	27
33 Cohen*	6-9	0-0	2-3	1-0-1	2	14	0	0	0	0	17
1 Claude*	5-9	1-1	2-2	0-2-2	2	13	2	3	0	3	32
7 Agbo*	4-12	3-6	2-2	2-5-7	5	13	2	3	0	2	40
2 Elohim	0-0	0-0	0-0	0-2-2	1	0	0	1	0	0	9
3 Knowling	1-4	0-0	0-0	1-1-2	2	2	0	0	0	0	11
4 Pope	0-0	0-0	0-0	0-0-0	1	0	0	0	0	0	0+
6 Yates	0-2	0-1	0-0	1-0-1	0	0	0	1	1	0	6
8 Patton	3-4	0-0	1-3	1-2-3	2	7	0	0	0	1	7
9 Shelley	0-1	0-1	1-2	0-0-0	1	1	1	0	0	0	6
12 Agee	1-1	0-0	1-2	0-0-0	0	3	0	1	0	0	8
TEAM				2-1-3							
Totals	27-55	7-17	12-18	8-24-32	18	73	13	16	0	11	200
UNM (6-2)	FG	3FG	FT	O-D-T	PF	TP	A	TO	BS	S	MP
22 Amzli*	3-6	1-2	3-5	1-2-3	0	10	0	3	0	1	29
23 Joseph*	5-8	0-0	5-6	4-2-6	2	15	1	2	2	0	26
0 Noland*	3-8	0-4	0-4	0-3-3	3	6	0	1	0	2	23
2 Dent*	6-12	1-2	4-4	1-5-6	1	17	11	4	1	1	36
3 Washington*	7-12	3-7	3-4	1-3-4	1	20	4	3	0	2	32
1 Appelhans*	3-7	2-5	1-1	1-0-1	1	9	0	0	0	0	17
4 Dotson	0-0	0-0	0-0	0-0-0	2	0	0	0	0	0	4
6 Atiki	2-2	0-0	0-0	0-3-3	1	4	0	0	2	0	12
8 Borovicinan	0-1	0-0	0-0	0-0-0	0	0	0	0	0	1	8
11 Webb	0-0	0-0	0-0	0-0-0	2	0	0	1	0	0	2
24 Milicevic	1-2	0-0	0-0	1-1-2	1	2	1	0	0	1	11
TEAM				2-2-4							
Totals	30-58	7-21	16-24	11-21-32	14	83	17	14	5	8	200
1st	30	43	73			FG%	3FG%	FT%			
USC	30	43	73			49.1	41.2	66.7			
New Mexico	39	44	83			51.7	33.3	66.7			

Points in the Paint-USC 38, UNM 40; Points off Turnovers-USC 16, UNM 17
2nd Chance Points-USC 9, UNM 12; Fast Break Points-USC 8, UNM 12
Bench Points-USC 13, UNM 15. Score Tied-1 time. Lead changed-4 times.
Largest lead-USC by 4 1st-17:35, UNM by 20 2nd-5:58.
USC led for 2:21, UNM led for 35:59, Game tied 1:40.
Officials: John Hampton, Michael Greenstein, Bill Vinovich
Technical: none

NEW MEXICO SAN JOSE ST 77

GAME #9
Dec. 4, 2024
The Pit (10,658)
Albuquerque, NM

SJSU (4-6, 0-1)	FG	3FG	FT	O-D-T	PF	TP	A	TO	BS	S	MP
22 Valhola*	3-3	0-0	4-6	3-8-11	2	10	3	3	4	0	23
0 Yap*	0-7	0-4	0-0	1-4-5	4	0	4	2	0	0	33
1 McClendon*	6-12	4-7	4-4	0-1-1	2	20	2	0	1	1	35
6 Hall*	3-13	0-2	2-3	1-5-6	4	8	2	2	0	2	30
9 Udjuje*	8-14	3-4	3-3	0-1-1	3	22	1	3	0	3	35
5 Davis	1-3	0-1	4-5	1-2-3	2	6	0	0	0	0	27
13 Washington	1-2	1-1	0-0	0-0-0	1	3	1	1	0	0	10
24 NgaNga	3-3	2-2	0-0	0-1-1	4	8	0	1	0	1	7
TEAM				1-2-3							
Totals	25-56	10-21	17-21	7-24-31	22	77	13	10	7	6	200
UNM (7-2, 1-0)	FG	3FG	FT	O-D-T	PF	TP	A	TO	BS	S	MP
22 Amzli*	6-12	1-3	6-9	5-4-9	2	19	3	0	2	1	37
23 Joseph*	5-11	0-0	6-6	2-8-10	3	16	2	2	0	1	35
1 Appelhans*	1-5	1-4	0-0	0-2-2	0	3	1	0	1	0	19
2 Dent*	6-16	1-2	7-10	0-3-3	2	20	5	4	1	1	38
3 Washington*	5-13	3-7	0-0	2-3-5	0	13	2	2	0	0	31
4 Dotson	0-0	0-0	0-0	0-0-0	1	0	1	0	0	0	2
6 Atiki	1-2	0-0	1-2	1-0-1	2	3	0	0	0	2	5
7 Sacko	0-1	0-0	0-2	0-0-0	0	0	0	0	0	1	2
8 Borovicinan	4-5	1-1	0-1	1-6-7	2	9	3	0	0	1	31
24 Milicevic	0-0	0-0	0-0	0-0-0	1	0	0	0	0	0	1
TEAM				5-0-5							
Totals	28-65	7-17	20-30	16-26-42	13	83	17	9	4	7	200
1st	38	39	77			FG%	3FG%	FT%			
San Jose State	38	39	77			44.6	47.6	81.0			
New Mexico	39	44	83			43.1	41.2	66.7			

Points in the Paint-SJSU 30, UNM 40; Points off Turnovers-SJSU 9, UNM 6
2nd Chance Points-SJSU 5, UNM 8; Fast Break Points-SJSU 9, UNM 12
Bench Points-SJSU 17, UNM 12. Score Tied-5 times. Lead changed-15 times.
Largest lead-SJSU by 13 1st-14:59, UNM by 6 2nd-0:03.
SJSU led for 31:16, UNM led for 5:17. Game tied 3:27.
Officials: Nate Harris, Randy Richardson, Kevin Brill
Technical: none

NEW MEXICO ST. NEW MEXICO 83 OT

GAME #10
Dec. 7, 2024
The Pit (15,411)
Albuquerque, NM

NMSU (4-5)	FG	3FG	FT	O-D-T	PF	TP	A	TO	BS	S	MP
12 Filipovity*	3-8	0-4	1-2	2-6-8	3	7	0	6	0	0	23
19 N.Tshimanga*	0-1	0-0	0-0	0-3-3	3	0	0	0	1	0	8
0 Bostick*	7-12	0-2	3-7	0-8-8	1	17	5	3	0	1	39
2 Jackson*	3-7	2-4	2-2	1-2-	5	10	7	2	0	0	29
3 Cook*	8-13	6-9	5-6	1-4-5	1	27	3	0	1	0	59
1 Pickens	0-1	0-0	0-0	0-0-0	0	0	2	3	0	0	9
5 Cherentfan	0-0	0-0	0-0	0-0-0	0	0	0	0	0	0	1
13 Harris	1-2	0-0	0-0	1-0-1	1	2	0	1	0	1	19
21 Carpenter	7-14	6-12	0-0	0-8-8	2	20	1	0	1	2	30
25 E.Tshimanga	3-4	0-0	0-0	2-2-4	4	6	0	1	0	0	16
TEAM				1-4-5				1			
Totals	32-62	14-31	11-17	83-74-5	20	89	18	17	3	4	225
UNM (7-3)	FG	3FG	FT	O-D-T	PF	TP	A	TO	BS	S	MP
22 Anzili*	2-6	2-11	4-4	5-3-8	3	10	2	0	0	2	38
23 Joseph*	7-17	0-1	2-5	7-10-17	1	16	2	1	2	4	37
0 Noland*	3-12	1-6	0-0	0-0-0	3	7	3	1	0	2	31
2 Dent*	5-12	0-0	5-8	1-2-3	3	15	4	2	1	0	39
3 Washington*	3-9	2-4	0-0	3-2-5	2	8	1	1	1	0	21
1 Appelhans	5-7	4-6	0-0	0-0-0	0	14	1	0	0	0	16
4 Dotson	2-6	1-3	1-2	1-1-2	4	6	3	0	0	0	17
7 Sacko	1-1	0-0	0-0	0-1-1	0	2	0	0	1	1	8
8 Borovicanin	1-2	0-1	0-2	2-3-5	1	2	1	1	0	0	13
24 Milicevic	1-2	0-0	1-1	1-0-1	1	3	0	0	0	0	7
TEAM				3-1-1				1			
Totals	30-84	10-32	13-22	23-23-46	18	83	17	6	5	9	225
	1st	2nd	OT	Total		FG%	3FG%				
New Mexico State	47	26	16	89		51.6	45.2		64.7		
New Mexico	38	35	10	83		35.7	31.3		59.1		



2024-25 LOBO BASKETBALL

NEW MEXICO
VCU

78
71

GAME #12
Dec. 18, 2024
The Pit (11,483)
Albuquerque, NM

VCU (9-3)	FG	3FG	FT	O-D-T	PF	TP	A	TO	BS	S	MP
21 Fermin*	0-0	0-0	0-0	0-2-2	4	0	2	0	1	0	21
1 Russell*	3-7	1-3	6-7	1-3-4	4	13	1	2	0	1	23
4 Clark*	0-5	0-3	0-0	1-3-4	3	0	1	0	0	1	17
11 Shulga*	6-11	3-7	5-7	0-1-1	2	20	0	3	0	2	35
22 Bamisile*	4-11	2-7	2-3	0-4-4	0	12	2	1	1	2	25
0 Jennings	2-2	0-0	0-1	0-1-1	1	4	2	1	1	1	10
2 Jackson	4-9	2-6	0-1	0-2-2	3	10	2	1	0	1	25
5 Billups	1-4	1-4	0-0	0-2-2	0	3	1	0	0	0	14
6 Hill	1-3	1-1	0-0	0-0-0	0	3	0	1	0	0	5
8 Belle	3-4	0-0	0-5	1-4-5	1	6	2	0	0	0	15
9 Bamgboye	0-1	0-0	0-0	1-1-2	3	0	0	1	3	0	12
TEAM				3-3-6							2
Totals	24-57	10-31	13-24	7-26-33	21	71	13	12	6	8	200
UNM (9-3)	FG	3FG	FT	O-D-T	PF	TP	A	TO	BS	S	MP
8 Borovicanin*	1-6	0-1	0-0	5-4-9	3	2	0	1	0	0	33
22 Amzil*	5-12	0-2	5-7	2-6-8	0	15	0	0	0	1	34
23 Joseph*	5-11	0-0	5-8	6-5-11	2	15	1	4	1	2	31
0 Noland*	0-2	0-2	0-0	0-3-3	5	0	1	1	0	0	17
2 Dent*	14-26	2-4	10-11	0-5-5	1	40	4	3	0	1	39
1 Appelhans	1-2	1-1	1-2	0-1-1	5	4	0	1	0	0	17
4 Dotson	1-4	0-1	0-0	0-3-3	0	2	0	1	0	2	15
6 Atiki	0-1	0-0	0-2	0-0-0	2	0	0	0	0	1	9
24 Milicevic	0-0	0-0	0-0	0-1-1	1	0	0	0	0	0	6
TEAM				3-3-6							
Totals	27-64	3-11	21-30	16-31-47	19	78	6	11	1	7	200
VCU		1st	2nd	Total			FG%	3FG%	FT%		
New Mexico		30	41	71			42.1	32.3	54.2		
		37	41	78			42.2	27.3	70.0		

Points in the Paint-VCU 26, UNM 44; Points off Turnovers-VCU 8, UNM 15
2nd Chance Points-VCU 8, UNM 16; Fast Break Points-VCU 12, UNM 11
Bench Points-VCU 26, UNM 6. Score Tied-0 times. Lead changed-2 times.
Largest lead-VCU by 1 1st-12:20, UNM by 15 2nd-15:43.
VCU led for 1:09, UNM led for 38:22. Game tied 0:29.
Officials: Mike Reed, Verne Harris, Amy Bonner
Technical: none

NEW MEXICO
COLORADO ST.

76
68

GAME #13
Dec. 28, 2024
Moby Arena (4,772)
Fort Collins, CO

UNM (10-3, 2-0)	FG	3FG	FT	O-D-T	PF	TP	A	TO	BS	S	MP
8 Borovicanin*	4-4	2-2	0-1	1-3-4	3	10	1	1	1	4	24
22 Amzil*	5-10	0-2	4-4	3-2-5	4	14	1	1	0	1	24
23 Joseph*	4-9	0-0	1-2	2-9-11	3	9	1	2	0	0	31
2 Dent*	7-16	0-1	0-0	0-2-2	1	14	6	3	0	0	36
3 Washington*	0-7	0-3	2-2	1-1-2	1	2	1	1	0	1	20
0 Noland	5-7	1-2	0-0	1-3-4	1	11	1	4	0	0	20
1 Appelhans	1-2	1-2	0-0	1-0-1	1	3	1	0	0	2	16
4 Dotson	2-4	2-2	0-0	0-0-0	1	6	0	0	0	2	4
6 Atiki	1-2	0-0	0-0	0-0-0	0	2	0	0	0	0	9
24 Milicevic	2-2	1-1	0-0	0-0-0	0	5	1	0	0	0	16
TEAM				2-1-3							
Totals	31-63	7-15	7-9	11-21-32	15	76	13	12	1	10	200
CSU (7-6, 1-1)	FG	3FG	FT	O-D-T	PF	TP	A	TO	BS	S	MP
0 Evans*	3-7	2-4	2-2	1-3-4	1	10	3	3	1	1	32
10 Clifford*	7-17	0-5	3-3	3-4-7	2	17	6	4	1	3	38
15 Lake*	4-10	1-7	0-0	0-2-2	1	9	2	1	1	2	29
21 Mbemba*	2-3	0-0	2-2	1-2-3	2	6	1	3	1	1	17
25 Morton*	2-4	0-1	1-1	2-3-5	2	5	2	1	1	0	19
8 Crocker-Johnson	6-10	1-3	0-0	4-5-9	1	13	0	2	0	0	21
11 Williams	0-0	0-0	0-0	0-2-2	0	0	0	0	0	0	13
13 Born	0-2	0-0	0-0	0-0-0	0	0	1	2	0	1	8
35 Jorgensen	3-7	2-3	0-0	1-2-3	0	8	4	1	1	1	22
TEAM				0-0-0							
Totals	27-60	6-23	8-8	12-23-35	9	68	19	17	6	9	200
New Mexico		1st	2nd	Total			FG%	3FG%	FT%		
Colorado State		41	35	76			49.2	46.7	77.8		
		25	43	68			45.0	26.1	100.0		

Points in the Paint-UNM 40, CSU 40; Points off Turnovers-UNM 16, CSU 12
2nd Chance Points-UNM 7, CSU 16; Fast Break Points-UNM 6, CSU 11
Bench Points-UNM 27, CSU 21. Score Tied-2 times. Lead changed-2 times.
Largest lead-UNM by 21 1st-2:39, CSU by 2 1st-11:22.
UNM led for 35:06, CSU led for 0:26. Game tied 4:28.
Officials: Tommy Nunez, Alfred Smith, Scott Brown
Technical: none



2024-25 LOBO BASKETBALL

LOBO HIGHS AND LOWS

	SEASON HIGH	SEASON LOW	PITINO ERA HIGH	PITINO ERA LOW
Points	122, vs. Western NM (12/14/24)	71, at St. John's (11/17/24)	106, vs. Western NM (12/14/24)	47, at San Diego St (1/31/22)
Points (Half)	62 ² , vs. Western NM (12/14/24)	29 ¹ , at St. John's (11/17/24)	62 ² , vs. Western NM (12/14/24)	21 ¹ , at Utah State (2/22/22)
Victory Margin	+52, vs. Western NM (12/14/24)	-	+52, vs. Western NM (12/14/24)	-
FGs	47, vs. Western NM (12/14/24)	25, vs. UCLA (11/8/24)	47, vs. Western NM (12/14/24)	16, at San Diego St (1/31/22)
FGAs	84, vs. New Mexico State (12/7/24)	49, vs. UCLA (11/8/24)	84, vs. New Mexico State (12/7/24)	49, twice
FG%	.603, vs. Western NM (12/14/24)	.357, vs. New Mexico St (12/7/24)	.607, at San Jose State (2/17/23)	.297, vs. Clemson (3/22/24)
FG% (half)	.667 ² , vs. Western NM (12/14/24)	.340 ¹ , vs. Nicholls (11/4/24)	.667 ² , vs. Western NM (12/14/24)	.241 ² , vs. Clemson (3/22/24)
3FGs	14, vs. Western NM (12/14/24)	3, vs. VCU (12/18/24)	17, vs. Utah State (1/8/22)	2, three times
3FGAs	36, vs. Nicholls (11/4/24)	11, vs. VCU (12/18/24)	36, vs. Nicholls (11/4/24)	9, vs. North Dakota St (11/26/22)
3FG%	.500, vs. Western NM (12/14/24)	.194, vs. Nicholls (11/4/24)	.636, at San Jose State (2/17/23)	.125, vs. Air Force (2/26/22)
FTs	28, vs. Arizona St (11/28/24)	7, twice	36, vs. UTSA (12/10/22)	2, at Colorado State (1/19/22)
FTAs	39, vs. TAMUCC (11/12/24)	9, at Colorado St (12/28/24)	46, vs. UTSA (12/10/22)	4, at Colorado State (1/19/22)
FT%	.875, vs. Arizona St (11/28/24)	.389, at St. John's (11/17/24)	1.00 vs. Northern NM (2/11/22)	.300, at Utah State (2/22/22)
Off Rebs	23, vs. New Mexico State (12/7/24)	8, vs. UCLA (11/8/24)	23, vs. New Mexico State (12/7/24)	3, twice
Def Rebs	34, vs. Grambling St. (11/21/24)	16, at St. John's (11/17/24)	45, vs. Prairie View A&M (12/20/22)	15, twice
Total Rebs	50, vs. Nicholls (11/4/24)	32, twice	64, vs. Prairie View A&M (12/20/22)	23, at Wyoming (1/22/22)
Rebound Margin	+17, vs. Western NM (12/14/24)	-	+27, vs. Prairie View A&M (12/20/22)	-
Fouls	28, vs. TAMUCC (11/12/24)	13, vs. San Jose State (12/4/24)	28, twice	9, twice
Assists	31, vs. Western NM (12/14/24)	6, vs. VCU (12/18/24)	31, vs. Western NM (12/14/24)	5, at San Diego St (1/14/23)
Turnovers	24, vs. UCLA (11/8/24)	6, vs. New Mexico State (12/7/24)	24, vs. UCLA (11/8/24)	4, twice
Blocks	10, vs. Nicholls (11/4/24)	1, twice	14, twice	0, at San Diego St (2/16/24)
Steals	17, vs. Western NM (12/14/24)	6, vs. Arizona St (11/28/24)	18, vs. Santa Clara (12/9/23)	1, vs. San Jose St (1/17/23)
Double Figure Scorers	5, four times	3, four times	6, vs. Utah State (1/16/24)	2, numerous times
Players to Score	12, twice	6, vs. VCU (12/18/24)	12, four times	5, twice

OPPONENT HIGHS AND LOWS

	SEASON HIGH	SEASON LOW	PITINO ERA HIGH	PITINO ERA LOW
Points	89, New Mexico State (12/7/24)	58, Grambling St. (11/21/24)	97, at Nevada (1/23/23)	46, Northern NM (2/11/22)
Points (Half)	51 ² , vs. Arizona St (11/28/24)	25 ¹ , at Colorado St. (12/28/24)	54 ² , at Boise State (3/2/24)	20 ¹ , Western NM (2/6/22)
Victory Margin	+14, at St. John's (11/17/24)	-	+29, at UNLV (1/11/22)	-
FGs	34, at St. John's (11/17/24)	20, vs. UCLA (11/8/24)	37, New Mexico State (12/6/21)	18, three times
FGAs	72, Nicholls (11/4/24)	55, four times	76, Boise State (1/20/23)	46, Fresno State (1/25/22)
FG%	.527, TAMUCC (11/12/24)	.355, Grambling St. (11/21/24)	.660, at Air Force (2/10/23)	.282, Prairie View A&M (12/20/22)
FG% (half)	.630 ² , TAMUCC (11/12/24)	.323 ¹ , Grambling St. (11/21/24)	.741 ² , at San Jose St (2/20/22)	.216 ¹ , North Dakota St (11/26/22)
3FGs	15, Nicholls (11/4/24)	4, at St. John's (11/17/24)	15, Nicholls (11/4/24)	2, twice
3FGAs	37, Nicholls (11/4/24)	16, TAMUCC (11/12/24)	37, Nicholls (11/4/24)	8, UNLV (2/10/24)
3FG%	.500, Texas Southern (11/24/24)	.217, vs. UCLA (11/8/24)	.550, at Colorado State (3/3/23)	.125, Iona (12/18/22)
FTs	24, vs. Arizona St (11/28/24)	7, twice	27, three times	2, twice
FTAs	35, TAMUCC (11/12/24)	8, at Colorado St. (12/28/24)	38, Boise State (1/15/22)	4, San Diego St (2/25/23)
FT%	1.00, at Colorado St. (12/28/24)	.467, Grambling St. (11/21/24)	1.00, twice	.400, New Mexico St (12/6/21)
Off Rebs	22, at St. John's (11/17/24)	7, three times	29, at San Jose State (2/17/23)	2, vs. Toledo (11/21/23)
Def Rebs	37, New Mexico State (12/7/24)	17, Western NM (12/14/24)	38, twice	15, No. Colorado (11/27/22)
Total Rebs	49, twice	24, Western NM (12/14/24)	52, Boise State (1/15/22)	22, No. Colorado (11/27/22)
Rebound Margin	+17, at St. John's (11/17/24)	-	+27, Boise State (1/15/22)	-
Fouls	26, TAMUCC (11/12/24)	9, at Colorado St. (12/28/24)	30, Southern Utah (11/7/22)	9, at Colorado St. (12/28/24)
Assists	20, twice	11, Western NM (12/14/24)	23, twice	7, Prairie View A&M (12/20/22)
Turnovers	24, Western NM (12/14/24)	10, twice	26, vs. Santa Clara (12/9/23)	4, San Jose State (1/17/23)
Blocks	7, San Jose State (12/4/24)	0, vs. USC (11/29/24)	9, twice	0, numerous times
Steals	12, vs. UCLA (11/8/24)	4, three times	15, vs. UAB (11/25/21)	1, twice
Double Figure Scorers	5, at St. John's (11/17/24)	1, twice	6, Utah State (1/8/22)	0, Nevada (1/28/24)
Players to Score	10, three times	7, three times	12, UTSA (12/10/22)	5, at Air Force (1/20/24)

Bold denotes school record



2024-25 LOBO BASKETBALL

SUPERLATIVES...

LARGEST LEAD AT ANY TIME:	53 (122-69), vs. Western New Mexico (Dec. 14)
LARGEST DEFICIT AT ANY TIME:	16 (24-40), at St. John's (Nov. 17)
LARGEST DEFICIT OVERCOME TO WIN:	13 (2-15), vs. San Jose State (Dec. 4)
LARGEST LEAD SURRENDERED IN A LOSS:	14 (33-19), vs. New Mexico State (Dec. 7)
LARGEST HALFTIME LEAD:	23, (60-37), vs. Western New Mexico (Dec. 14)
LARGEST HALFTIME DEFICIT:	11 (29-40), at St. John's (Nov. 17)
LARGEST HALFTIME DEFICIT OVERCOME TO WIN:	--
LARGEST HALFTIME LEAD SURRENDERED IN A LOSS:	3 (37-34), vs. Arizona State (Nov. 28)
MOST CONSECUTIVE POINTS SCORED:	22, vs. Western New Mexico (Dec. 14)
MOST CONSECUTIVE POINTS ALLOWED:	13, by New Mexico State (Dec. 7)

SPECIALTY STATS...

POINTS OFF TURNOVERS	NEW MEXICO	OPPONENT
Average	21.2	11.7
High	45 vs. Western NM (Dec. 14)	21, by St. John's (Nov. 17)
Low	6 vs. San Jose St (Dec. 4)	2, by Texas Southern (Nov. 24)

2ND CHANCE POINTS	NEW MEXICO	OPPONENT
Average	11.7	11.8
High	24, vs. Texas Southern (Nov. 24)	25, by St. John's (Nov. 17)
Low	2, twice	5, by San Jose St (Dec. 4)

POINTS IN THE PAINT	NEW MEXICO	OPPONENT
Average	42.0	31.2
High	62 vs. Western NM (Dec. 14)	48, by St. John's (Nov. 17)
Low	34, vs. Arizona St (Nov. 28)	18, by Texas Southern (Nov. 24)

FAST BREAK POINTS	NEW MEXICO	OPPONENT
Average	18.2	10.5
High	38 vs. Western NM (Dec. 14)	14, twice
Low	6 at Colorado St (Dec. 28)	5, by Arizona St (Nov. 28)

BENCH POINTS	NEW MEXICO	OPPONENT
Average	24.8	22.8
High	74 vs. Western NM (Dec. 14)	32, by TAMUCC (Nov. 12)
Low	6, twice	8, by St. John's (Nov. 17)

LOBO LEADERS...

POINTS	2024-25	CAREER	REBOUNDS	2024-25	CAREER
Donovan Dent	7	17	Nelly Junior Joseph	9	24
Nelly Junior Joseph	3	6	Atiki Ally Atiki	2	2
Mustapha Amzil	2	3	Mustapha Amzil	1	2
Tru Washington	2	2	Tru Washington	1	2
Jovan Milicevic	1	1	Donovan Dent	1	1

ASSISTS	2024-25	CAREER	STEALS	2024-25	CAREER
Donovan Dent	13	46	Tru Washington	5	12
Mustapha Amzil	-	2	CJ Noland	4	4

BLOCKS	2024-25	CAREER	STEALS	2024-25	CAREER
Nelly Junior Joseph	7	20	Donovan Dent	2	18
Atiki Ally Atiki	4	4	Nelly Junior Joseph	2	8
Mustapha Amzil	2	4	Atiki Ally Atiki	1	1
CJ Noland	1	1	Filip Borovicinan	1	1
Filip Borovicinan	1	1	Kayde Dotson	1	1
Donovan Dent	-	16	Mustapha Amzil	-	2
Tru Washington	-	1	Quinton Webb	-	1
Quinton Webb	-	1			

NEW MEXICO'S RECORD...

Home.....	7-1
Road	1-1
Neutral	2-1
Ranked Opponent (either AP or Coaches).....	1-1
Unranked Opponent.....	9-2
Leads at halftime	10-1
Trails at halftime	0-2
Tied at halftime.....	0-0
Goes into overtime.....	0-1
Leads by 10 or more points.....	9-1
Trails by 10 or more points.....	1-3
Shoots 50% or better	5-0
Shoots less than 50%	5-3
Shoots less than 45%	3-3
Shoots less than 40%	1-2
Opponent shoots 50% or better.....	1-2
Opponent shoots less than 50%.....	9-1
Opponent shoots less than 45%.....	6-0
Opponent shoots less than 40%.....	3-0
Has higher FG% than opponent	8-0
Has lower FG% than opponent.....	2-3
Has same FG% as opponent.....	0-0
Outrebounds its opponent	6-2
Outrebounded by opponent.....	2-1
Has same rebounds as opponent	2-0
Has more offensive rebounds than opponent.....	7-2
Has fewer offensive rebounds than opponent.....	3-1
Has same offensive rebounds as opponent	0-0
Has fewer turnovers than opponent.....	9-2
Has more turnovers than opponent	1-1
Has same turnovers as opponent.....	0-0
Has fewer than 10 turnovers	3-1
Opponent has fewer than 10 turnovers.....	0-0
Shoots more FTs than opponent	9-2
Shoots fewer FTs than opponent.....	1-1
Shoots the same FTs as opponent.....	0-0
Has game decided by 10 points or less or OT	5-2
Has game decided by 5 points or less or OT	0-2
Scores <60 points	0-0
Scores 60-69 points	0-0
Scores 70-79 points	3-1
Scores 80-89 points	3-2
Scores 90+ points	4-0
Allows <60 points.....	1-0
Allows 60-69 points.....	3-0
Allows 70-79 points.....	4-0
Allows 80-89 points.....	2-3
Allows 90+ points.....	0-0
Wins the tip	8-1
Loses the tip.....	2-2
White uniforms.....	8-0
White uniforms (turquoise trim)	0-2
Red uniforms	2-0
Red uniforms (turquoise trim).....	0-1
Turquoise uniforms	0-0



Season Highs

Pts	15	at St. John's (11/17/24)
Reb	8	vs. Texas Southern (11/24/24)
FG	5	twice
FGA	14	vs. Nicholls (11/4/24)
3FG	3	vs. Arizona State (11/28/24)
3FGA	9	vs. Nicholls (11/4/24)
FT	8	vs. UCLA (11/8/24)
FTA	8	vs. UCLA (11/8/24)
Ast	3	four times
Blk	3	vs. Nicholls (11/4/24)
Stl	3	five times
Min	31	vs. New Mexico State (12/7/24)

Career Highs

23	vs. Tulane (3/14/24) ^{NT}
8	vs. Texas Southern (11/24/24)
7	three times
18	at Florida Atlantic (1/28/24) ^{NT}
4	vs. Tulane (3/14/24) ^{NT}
9	vs. Nicholls (11/4/24)
8	vs. UCLA (11/8/24)
9	vs. Tulane (3/14/24) ^{NT}
5	four times
3	vs. Nicholls (11/4/24)
4	at Boise State (12/5/23) ^{NT}
36	vs. Tulane (1/6/24) ^{NT}

MW Career Highs

11	at Colorado State (12/28/24)
4	at Colorado State (12/28/24)
5	at Colorado State (12/28/24)
7	at Colorado State (12/28/24)
1	at Colorado State (12/28/24)
2	at Colorado State (12/28/24)
--	
--	
1	at Colorado State (12/28/24)
--	
--	
20	at Colorado State (12/28/24)

8.6 PPG | 3.3 RPG | 22.2 MPG | 2.0 SPG

2024-25 GAME-BY-GAME

Opponent	MP	FG-A	3G-A	FT-A	O-D-T	PF	A	TO	BS	ST	TP
Nicholls	22	4-14	1-9	1-3	2-1-3	2	1	1	3	1	10
vs. UCLA	19	2-5	1-2	8-8	0-1-1	5	1	0	0	3	13
A&M-Corpus Christi	16	1-7	1-5	2-2	0-3-3	5	1	3	0	3	5
at St. John's	28	5-12	2-5	3-5	4-0-4	4	3	2	1	3	15
Grambling State*	28	2-7	2-6	2-2	1-3-4	1	3	0	0	3	8
Texas Southern*	21	3-6	0-2	0-1	2-6-8	2	1	1	0	2	6
vs. Arizona State*	30	4-7	3-3	2-2	0-4-4	3	2	1	0	2	13
vs. USC*	23	3-8	0-4	0-4	0-3-3	3	0	1	0	2	6
San Jose State					-INJ-						
New Mexico State*	31	3-12	1-6	0-0	0-0-0	3	3	1	0	2	7
Western NM*	13	3-6	1-3	2-2	1-1-2	1	3	0	0	3	9
VCU*	17	0-2	0-2	0-0	0-3-3	5	1	1	0	0	0
at Colorado State	20	5-7	1-2	0-0	1-3-4	1	1	4	0	0	11

* game started

SEASON NOTES


- Tri-Captain
- Had 11 points (5-7 FG) and four rebounds in MW debut at Colorado State (Dec. 28)
- Scored 13 points (3-3 3FG) vs. Arizona State (Nov. 28)
- Had six points and a career-high eight rebounds vs. Texas Southern (Nov. 24)
- Had eight points, three assists and three steals vs. Grambling State in first start of the season (Nov. 21)
- Had 15 points, four rebounds and three assists at No. 22 St. John's (Nov. 17)
- Had 13 points (8-8 FT) vs. No. 22 UCLA (Nov. 8)
- Scored 10 points and had a career-high three blocks in his UNM debut vs. Nicholls (Nov. 4)
- Had two points in the exhibition vs. UTEP (Oct. 28)

	2024-25	CAREER	STREAK
Double Figure Scoring	5	28	1
20-Point Games	-	2	-

CAREER STATISTICS

Year	G-GS	Min-Avg.	FG-FGA	Pct.	3FG-3FGA	Pct.	FT-FTA	Pct.	Off-Def.	Reb-Avg.	PF-DQ	Ast	TO	Blk	Stl	Pts-Avg
2021-22 %	33-0	416-12.6	52-97	.536	17-39	.436	9-13	.692	7-41	48-1.5	34-0	22	26	3	22	130-3.9
Conf	16-0	192-12.0	22-42	.524	7-17	.412	5-7	.714	2-16	18-1.1	17-0	7	12	1	9	56-3.5
2022-23 %	26-8	378-14.5	30-84	.357	13-55	.236	10-19	.526	5-30	35-1.3	19-0	15	20	1	12	83-3.2
Conf	13-0	193-14.8	17-43	.395	8-31	.258	6-9	.667	4-11	15-1.2	8-0	10	9	0	6	48-3.7
2023-24 ^	29-20	757-26.1	111-254	.437	33-86	.384	60-87	.690	11-70	81-2.8	59-0	58	52	7	28	315-10.9
Conf	13-8	380-29.2	55-139	.396	9-41	.220	31-44	.705	5-34	39-3.0	26-0	29	25	2	11	150-11.5
2024-25	12-7	267-22.2	35-93	.376	13-49	.265	20-29	.690	11-28	39-3.3	35-3	20	15	4	24	103-8.6
Conf	1-0	20-20	5-7	.714	1-2	.500	0-0	.000	1-3	4-4.0	1-0	1	4	0	0	11-11.0
CAREER	100-35	1820-18.2	228-528	.432	76-229	.332	99-148	.669	34-169	203-2.0	147-3	115	113	15	86	631-6.3

% at Oklahoma | ^ at North Texas



Season Highs

Pts	18	vs. Western New Mexico (12/14/24)
Reb	4	vs. Western New Mexico (12/14/24)
FG	5	twice
FGA	8	vs. Western New Mexico (12/14/24)
3FG	5	vs. Western New Mexico (12/14/24)
3FGA	8	vs. Western New Mexico (12/14/24)
FT	3	vs. Western New Mexico (12/14/24)
FTA	4	vs. Western New Mexico (12/14/24)
Ast	2	vs. Texas Southern (11/24/24)
Blk	2	vs. Texas Southern (11/24/24)
Stl	2	at Colorado State (12/28/24)
Min	23	vs. Western New Mexico (12/14/24)

Career Highs

14	twice
5	vs. Western New Mexico (12/6/22)
5	three times
8	twice
5	vs. Western New Mexico (12/14/24)
8	vs. Western New Mexico (12/14/24)
3	vs. Western New Mexico (12/14/24)
4	vs. Western New Mexico (12/14/24)
3	vs. Eastern New Mexico (12/29/23)
2	twice
2	at Colorado State (12/28/24)
23	vs. Western New Mexico (12/14/24)

MW Career Highs

3	twice
2	vs. San Jose State (12/4/24)
1	twice
5	vs. San Jose State (12/4/24)
1	twice
4	vs. San Jose State (12/4/24)
--	
--	
1	twice
1	vs. San Jose State (12/4/24)
2	at Colorado State (12/28/24)
19	vs. San Jose State (12/4/24)

5.3 PPG | 1.2 RPG | 13.1 MPG | 51% 3FG

2024-25 GAME-BY-GAME

Opponent	MP	FG-A	3G-A	FT-A	O-D-T	PF	A	TO	BS	ST	TP
Nicholls	9	1-4	1-4	0-0	0-0-0	0	0	0	0	1	3
vs. UCLA	4	1-1	1-1	0-0	0-1-1	1	0	0	0	0	3
A&M-Corpus Christi	10	1-1	1-1	0-0	0-2-2	0	0	0	0	1	3
at St. John's	7	0-1	0-1	0-0	1-0-1	0	1	0	0	0	0
Grambling State	14	2-3	1-2	1-2	0-1-1	2	0	1	0	0	6
Texas Southern	14	1-3	1-2	0-0	0-0-0	0	2	0	2	1	3
vs. Arizona State	4	0-0	0-0	0-0	0-1-1	0	0	0	0	0	0
vs. USC	17	3-7	2-5	1-1	1-0-1	1	0	0	0	0	9
San Jose State*	19	1-5	1-4	0-0	0-2-2	0	1	0	1	0	3
New Mexico State	16	5-7	4-6	0-0	0-0-0	0	1	0	0	0	14
Western NM	23	5-8	5-8	3-4	0-4-4	3	1	0	0	1	18
VCU	17	1-2	1-1	1-2	0-1-1	5	0	1	0	0	4
at Colorado State	16	1-2	1-2	0-0	1-0-1	1	1	0	0	2	3

* game started

SEASON NOTES

- Set a career high with 18 points (5-8 3FG) vs. Western New Mexico (Dec. 14)
- Had 14 points (4-6 3FG) vs. New Mexico State (Dec. 7)
- Had three points in first career start vs. San Jose State (Dec. 4)
- Scored nine points vs. USC (Nov. 29)
- Had three points and matched a career high with two blocks vs. Texas Southern (Nov. 24)
- Had six points vs. Grambling State (Nov. 21)
- Scored three points vs. Texas A&M-Corpus Christi (Nov. 12)
- Had three points vs. No. 22 UCLA (Nov. 8)
- Scored three points vs. Nicholls (Nov. 4)
- Had four points in the exhibition vs. UTEP (Oct. 28)

	2024-25	CAREER	STREAK
Double Figure Scoring	2	4	-

CAREER STATISTICS

Year	G-GS	Min-Avg.	FG-FGA	Pct.	3FG-3FGA	Pct.	FT-FTA	Pct.	Off-Def.	Reb-Avg.	PF-DQ	Ast	TO	Blk	Stl	Pts-Avg
2022-23	10-0	62-6.2	4-15	.267	2-11	.182	0-2	.000	0-12	12-1.2	5-0	1	1	3	1	10-1.0
Conf	2-0	2-1.0	0-1	.000	0-0	.000	0-0	.000	0-0	0-0.0	0-0	0	0	0	0	0-0.0
2023-24	16-0	94-5.9	13-34	.382	10-25	.400	4-4	1.000	1-8	9-0.6	8-0	5	5	1	4	40-2.5
Conf	4-0	11-2.8	0-2	.000	0-1	.000	0-0	.000	0-2	2-0.5	1-0	0	0	0	0	0-0.0
2024-25	13-1	170-13.1	22-44	.500	19-37	.514	6-9	.667	3-12	15-1.2	13-1	7	2	3	6	69-5.3
Conf	2-1	34-17.0	2-7	.286	2-6	.333	0-0	.000	1-2	3-1.5	1-0	2	0	1	2	6-3.0
CAREER	39-1	326-8.4	39-93	.419	31-73	.425	10-15	.667	4-32	36-0.9	26-1	13	8	7	11	119-3.1

Junior | Guard | 6-2 | 185 | Riverside, CA | Centennial HS



Season Highs

Pts	40	vs. VCU (12/18/24)
Reb	6	vs. USC (11/29/24)
FG	14	vs. VCU (12/18/24)
FGA	26	vs. VCU (12/18/24)
3FG	2	twice
3FGA	4	vs. VCU (12/18/24)
FT	12	vs. Arizona State (11/28/24)
FTA	15	vs. Arizona State (11/28/24)
Ast	11	twice
Blk	2	vs. Grambling State (11/21/24)
Stl	4	vs. Western New Mexico (12/14/24)
Min	39	vs. VCU (12/18/24)

Career Highs

40	vs. VCU (12/18/24)
6	four times
14	vs. VCU (12/18/24)
26	vs. VCU (12/18/24)
2	three times
4	twice
12	vs. Arizona State (11/28/24)
15	vs. Arizona State (11/28/24)
14	vs. Utah State (1/16/24)
3	twice
5	vs. Boise State (3/14/24) ^{MWT}
39	vs. VCU (12/18/24)

MW Career Highs

31	vs. Boise State (1/31/24)
6	at Wyoming (2/6/24)
12	vs. Boise State (1/31/24)
18	vs. Boise State (1/31/24)
2	twice
4	vs. Wyoming (1/6/24)
7	three times
10	vs. San Jose State (12/4/24)
14	vs. Utah State (1/16/24)
3	vs. Boise State (1/20/23)
5	vs. Boise State (3/14/24) ^{MWT}
38	vs. San Jose State (12/4/24)

19.2 PPG | 7.2 APG | 33.7 MPG | 1.3 SPG

2024-25 GAME-BY-GAME

Opponent	MP	FG-A	3G-A	FT-A	O-D-T	PF	A	TO	BS	ST	TP
Nicholls*	38	5-11	0-2	5-7	0-0-0	0	11	2	1	3	15
vs. UCLA*	34	8-13	0-1	1-4	0-1-1	1	8	9	0	2	17
A&M-Corpus Christi*	30	7-10	1-1	10-14	0-0-0	2	10	0	0	2	25
at St. John's*	37	5-12	1-2	1-2	1-2-3	2	6	2	1	1	12
Grambling State*	34	7-13	2-2	6-8	1-1-2	0	8	4	2	1	22
Texas Southern*	25	4-9	0-1	3-4	1-1-2	2	5	0	1	1	11
vs. Arizona State*	35	9-21	0-1	12-15	0-1-1	2	7	0	1	0	30
vs. USC*	36	6-12	1-2	4-4	1-5-6	1	11	4	1	1	17
San Jose State*	38	6-16	1-2	7-10	0-3-3	2	5	4	1	1	20
New Mexico State*	37	5-12	0-0	5-8	1-2-3	3	4	2	1	0	15
Western NM*	19	5-8	1-1	0-0	0-1-1	1	8	2	1	4	11
VCU*	39	14-26	2-4	10-11	0-5-5	1	4	3	0	1	40
at Colorado State*	36	7-16	0-1	0-0	0-2-2	1	6	3	0	0	14

* game started

SEASON NOTES

- Tri-Captain
- Preseason All-Mountain West Team
- Mountain West Player of the Week & Oscar Robertson National Player of the Week (Dec. 23)
- Scored a career-high 40 points vs. VCU (Dec. 18)
- Had 20 points (18 in 2nd half) vs. San Jose State (Dec. 4)
- Double-double with 17 points and 11 assists vs. USC (Nov. 29)
- Had 30 points and seven assists vs. Arizona State (Nov. 28)
- Had 22 points and eight assists vs. Grambling State (Nov. 21)
- 1st Lobo in history to have a 25 point/10 assist/0 turnover game vs. Texas A&M-Corpus Christi (Nov. 12)
- Had 17 points and eight assists vs. No. 22 UCLA (Nov. 8)
- Fourth career double-double with 15 points and 11 assists vs. Nicholls (Nov. 4)

UNM CAREER RECORD BOOK

	Total	Rank	Up Next
Assists:	362	12th	Hugh Greenwood (372-11th)

	2024-25	CAREER	STREAK
Double-Doubles	3	6	-
Double Figure Scoring	13	44	13
20-Point Games	5	13	-
30-Point Games (40 pt)	2 (1)	3 (1)	-
10-Assist Games	3	6	-

CAREER STATISTICS

Year	G-GS	Min-Avg.	FG-FGA	Pct.	3FG-3FGA	Pct.	FT-FTA	Pct.	Off-Def.	Reb-Avg.	PF-DQ	Ast	TO	Blk	Stl	Pts-Avg
2022-23	34-2	629-18.5	69-136	.507	4-19	.211	50-73	.685	10-59	69-2.0	61-1	79	55	25	30	192-5.6
Conf	18-2	319-17.7	31-67	.463	2-13	.154	24-34	.706	4-31	35-1.9	35-1	31	30	10	17	88-4.9
2023-24	35-35	1096-31.3	195-375	.520	15-40	.375	88-129	.682	13-75	88-2.5	67-0	190	79	24	53	493-14.1
Conf	18-18	585-32.5	96-186	.516	8-23	.348	48-66	.727	6-38	44-2.4	37-0	92	37	14	21	248-13.8
2024-25	13-13	438-33.7	88-179	.492	9-20	.450	64-87	.736	5-24	29-2.2	18-0	93	35	10	17	249-19.2
Conf	2-2	75-37.5	13-32	.406	1-3	.333	7-10	.700	0-5	5-2.5	3-0	11	7	1	1	34-17.0
CAREER	82-50	2163-26.4	352-690	.510	28-79	.354	202-289	.699	28-158	186-2.3	146-1	362	169	59	100	934-11.4

Sophomore | Guard | 6-4 | 205 | Phoenix, AZ | AZ Compass Prep



Season Highs

Pts	20	vs. USC (11/29/24)
Reb	10	vs. Texas Southern (11/24/24)
FG	8	vs. Texas Southern (11/24/24)
FGA	14	vs. Grambling State (11/21/24)
3FG	3	three times
3FGA	7	twice
FT	4	vs. A&M-Corpus Christi (11/12/24)
FTA	7	vs. A&M-Corpus Christi (11/12/24)
Ast	5	vs. Western New Mexico (12/14/24)
Blk	1	vs. New Mexico State (12/7/24)
Stl	5	twice
Min	32	twice

Career Highs

21	vs. New Mexico State (12/2/23)
12	vs. Pepperdine (11/24/23)
8	vs. Texas Southern (11/24/24)
14	vs. Grambling State (11/21/24)
3	four times
7	twice
8	vs. New Mexico State (12/2/23)
10	vs. New Mexico State (12/2/23)
6	vs. New Mexico State (12/2/23)
2	vs. Utah State (1/16/24)
5	four times
33	vs. Pepperdine (11/24/23)

MW Career Highs

14	vs. Air Force (3/13/24) ^{MW}
6	vs. UNLV (2/10/24)
6	vs. Air Force (3/13/24) ^{MW}
13	vs. San Jose State (12/4/24)
3	vs. San Jose State (12/4/24)
7	vs. San Jose State (12/4/24)
3	at UNLV (1/9/24)
3	at UNLV (1/9/24)
3	twice
2	vs. Utah State (1/16/24)
5	at UNLV (1/9/24)
31	vs. San Jose State (12/4/24)

10.8 PPG | 4.6 RPG | 26.2 MPG | 2.1 SPG

2024-25 GAME-BY-GAME

Opponent	MP	FG-A	3G-A	FT-A	O-D-T	PF	A	TO	BS	ST	TP
Nicholls*	20	4-8	2-3	2-2	1-3-4	4	0	1	0	2	12
vs. UCLA*	30	1-7	0-3	1-2	2-3-5	2	2	3	0	5	3
A&M-Corpus Christi*	31	5-12	1-4	4-7	3-2-5	3	2	1	0	2	15
at St. John's*	32	3-10	1-2	2-3	0-2-2	5	2	1	0	1	9
Grambling State*	26	6-14	1-3	2-2	0-3-3	2	0	3	0	5	15
Texas Southern*	28	8-13	3-4	0-1	5-5-10	1	3	1	0	4	19
vs. Arizona State*	27	1-8	0-3	0-0	3-2-5	4	0	0	0	2	2
vs. USC*	32	7-12	3-7	3-4	1-3-4	1	4	3	0	2	20
San Jose State*	31	5-13	3-7	0-0	2-3-5	0	2	2	0	0	13
New Mexico State*	21	3-9	2-4	0-0	3-2-5	2	1	1	1	0	8
Western NM	17	5-10	1-1	1-2	1-4-5	0	5	2	0	1	12
VCU					-INJ-						
at Colorado State*	20	0-7	0-3	2-2	1-1-2	1	1	1	0	1	2

* game started

SEASON NOTES

- Had 12 points, five rebounds and five assists vs. Western New Mexico (Dec. 14)
- Had 13 points and five rebounds vs. San Jose State (Dec. 4)
- Season-high 20 points and four assists vs. USC (Nov. 29)
- Second career double-double with 19 points and 10 rebounds vs. Texas Southern (Nov. 24)
- Had 15 points and five steals vs. Grambling State (Nov. 21)
- Had 15 points vs. Texas A&M-Corpus Christi (Nov. 12)
- Tied career high with five steals vs. No. 22 UCLA (Nov. 8)
- Scored 12 points vs. Nicholls (Nov. 4)
- Had 17 points, six rebounds and four steals in the exhibition vs. UTEP (Oct. 28)

	2024-25	CAREER	STREAK
Double-Doubles	1	2	-
Double Figure Scoring	7	16	-
20-Point Games	1	2	-
10-Rebound Games	1	2	-

CAREER STATISTICS

Year	G-GS	Min-Avg.	FG-FGA	Pct.	3FG-3FGA	Pct.	FT-FTA	Pct.	Off-Def.	Reb-Avg.	PF-DQ	Ast	TO	Blk	Stl	Pts-Avg
2023-24	35-1	622-17.8	86-204	.422	20-71	.282	40-59	.678	29-86	115-3.3	63-0	44	37	8	49	232-6.6
Conf	18-0	275-15.3	33-91	.363	7-35	.200	12-19	.632	13-29	42-2.3	30-0	16	12	5	28	85-4.7
2024-25	12-11	314-26.2	48-123	.390	17-44	.386	17-25	.680	22-33	55-4.6	25-1	22	19	1	25	130-10.8
Conf	2-2	51-25.5	5-20	.250	3-10	.300	2-2	1.000	3-4	7-3.5	1-0	3	3	0	1	15-7.5
CAREER	47-12	936-19.9	134-327	.410	37-115	.322	57-84	.679	51-119	170-3.6	88-1	66	56	9	74	362-7.7

Freshman | Guard | 6-2 | 190 | Beaumont, Texas | Beaumont United HS



Season Highs

Pts	18	vs. A&M-Corpus Christi (11/12/24)
Reb	3	vs. VCU (12/18/24)
FG	6	vs. A&M-Corpus Christi (11/12/24)
FGA	7	vs. A&M-Corpus Christi (11/12/24)
3FG	3	twice
3FGA	5	vs. Texas Southern (11/24/24)
FT	3	vs. A&M-Corpus Christi (11/12/24)
FTA	4	vs. A&M-Corpus Christi (11/12/24)
Ast	6	vs. Western New Mexico (12/14/24)
Blk	--	
Stl	2	three times
Min	21	vs. Western New Mexico (12/14/24)

Career Highs

18	vs. A&M-Corpus Christi (11/12/24)
3	vs. VCU (12/18/24)
6	vs. A&M-Corpus Christi (11/12/24)
7	vs. A&M-Corpus Christi (11/12/24)
3	twice
5	vs. Texas Southern (11/24/24)
3	vs. A&M-Corpus Christi (11/12/24)
4	vs. A&M-Corpus Christi (11/12/24)
6	vs. Western New Mexico (12/14/24)
--	
2	three times
21	vs. Western New Mexico (12/14/24)

MW Career Highs

6	at Colorado State (12/28/24)
--	
2	at Colorado State (12/28/24)
4	at Colorado State (12/28/24)
2	at Colorado State (12/28/24)
2	at Colorado State (12/28/24)
--	
1	vs. San Jose State (12/4/24)
--	
2	at Colorado State (12/28/24)
4	at Colorado State (12/28/24)

4.2 PPG | 1.5 APG | 9.6 MPG | 46% 3FG

2024-25 GAME-BY-GAME

Opponent	MP	FG-A	3G-A	FT-A	O-D-T	PF	A	TO	BS	ST	TP
Nicholls	10	1-4	1-4	0-2	0-0-0	2	0	0	0	0	3
vs. UCLA	6	0-1	0-1	0-0	0-1-1	0	0	2	0	0	0
A&M-Corpus Christi	15	6-7	3-4	3-4	0-1-1	2	3	1	0	2	18
at St. John's	4	0-2	0-1	0-0	0-1-1	0	1	1	0	1	0
Grambling State	6	0-0	0-0	1-2	0-0-0	1	4	0	0	0	6
Texas Southern	15	3-6	3-5	1-2	0-0-0	1	2	0	0	0	10
vs. Arizona State	5	0-0	0-0	0-0	0-0-0	0	0	0	0	0	0
vs. USC	4	0-0	0-0	0-0	0-0-0	2	0	0	0	0	0
San Jose State	2	0-0	0-0	0-0	0-0-0	1	1	0	0	0	0
New Mexico State	17	2-6	1-3	1-2	1-1-2	4	3	0	0	0	6
Western NM	21	3-5	0-1	2-2	0-0-0	1	6	1	0	1	8
VCU	15	1-4	0-1	0-0	0-3-3	0	0	1	0	2	2
at Colorado State	4	2-4	2-2	0-0	0-0-0	1	0	0	0	2	6

* game started


SEASON NOTES

- Scored first MW points (six, 2-2 3FG) at Colorado State (Dec. 28)
- Had eight points and six assists vs. Western New Mexico (Dec. 14)
- Had six points and three assists vs. New Mexico State (Dec. 7)
- Scored 10 points vs. Texas Southern (Nov. 24)
- Had four assists vs. Grambling State (Nov. 21)
- First career double figure game with 18 points (6-7 FG) vs. Texas A&M-Corpus Christi (Nov. 12)
- Scored first three career points vs. Nicholls in collegiate debut (Nov. 4)
- Had one point in the exhibition vs. UTEP (Oct. 28)

	2024-25	CAREER	STREAK
Double Figure Scoring	2	2	-

CAREER STATISTICS

Year	G-GS	Min-Avg.	FG-FGA	Pct.	3FG-3FGA	Pct.	FT-FTA	Pct.	Off-Def.	Reb-Avg.	PF-DQ	Ast	TO	Blk	Stl	Pts-Avg
2024-25	13-0	125-9.6	18-39	.462	10-22	.455	8-14	.571	1-7	8-0.6	15-0	20	6	0	8	54-4.2
Conf	2-0	6-3.0	2-4	.500	2-2	1.000	0-0	.000	0-0	0-0.0	2-0	1	0	0	2	6-3.0
CAREER	13-0	125-9.6	18-39	.462	10-22	.455	8-14	.571	1-7	8-0.6	15-0	20	6	0	8	54-4.2



Season Highs

Pts	9	vs. A&M-Corpus Christi (11/12/24)
Reb	10	vs. Western New Mexico (12/14/24)
FG	4	twice
FGA	4	three times
3FG	--	
3FGA	--	
FT	1	four times
FTA	3	vs. A&M-Corpus Christi (11/12/24)
Ast	2	twice
Blk	5	vs. A&M-Corpus Christi (11/12/24)
Stl	2	vs. San Jose State (12/4/24)
Min	21	vs. A&M-Corpus Christi (11/12/24)

Career Highs

14	vs. Wyoming (12/30/23) ^{BYU}
11	twice
7	vs. Wyoming (12/30/23) ^{BYU}
10	vs. Wyoming (12/30/23) ^{BYU}
--	
1	four times
5	vs. Pepperdine (1/14/23) ^{BYU}
6	twice
3	vs. Southeastern Louisiana (11/15/23) ^{BYU}
5	vs. A&M-Corpus Christi (11/12/24)
3	at Pepperdine (2/9/23) ^{BYU}
26	at Pepperdine (2/12/22) ^{BYU}

MW Career Highs

3	vs. San Jose State (12/4/24)
1	vs. San Jose State (12/4/24)
1	twice
2	twice
--	
1	vs. San Jose State (12/4/24)
2	vs. San Jose State (12/4/24)
--	
2	vs. San Jose State (12/4/24)
9	at Colorado State (12/28/24)

3.5 PPG | 3.3 RPG | 10.9 MPG | 1.3 BPG

2024-25 GAME-BY-GAME

Opponent	MP	FG-A	3G-A	FT-A	O-D-T	PF	A	TO	BS	ST	TP
Nicholls	4	0-3	0-0	0-0	0-1-1	0	0	0	1	0	0
vs. UCLA	7	2-2	0-0	0-0	0-1-1	1	0	0	0	0	4
A&M-Corpus Christi	21	4-4	0-0	1-3	1-4-5	2	2	0	5	0	9
at St. John's	8	0-1	0-0	1-2	4-2-6	2	2	0	0	1	1
Grambling State	11	2-3	0-0	1-2	3-3-6	2	1	2	1	0	5
Texas Southern	13	2-4	0-0	0-0	2-0-2	0	1	1	2	0	4
vs. Arizona State	15	1-2	0-0	0-0	1-4-5	4	0	0	2	0	2
vs. USC	12	2-2	0-0	0-0	0-3-3	1	0	0	2	0	4
San Jose State	5	1-2	0-0	1-2	1-0-1	2	0	0	0	2	3
New Mexico State					-INJ-						
Western NM	17	4-4	0-0	0-0	5-5-10	1	1	1	2	1	8
VCU	9	0-1	0-0	0-2	0-0-0	2	0	0	0	1	0
at Colorado State	9	1-2	0-0	0-0	0-0-0	0	0	0	0	0	2

* game started

SEASON NOTES

- Had eight points (4-4 FG) and 10 rebounds vs. Western New Mexico (Dec. 14)
- Four points (2-2 FG) and three rebounds vs. USC (Nov. 29)
- Had two points and five rebounds vs. Arizona State (Nov. 28)
- Had five points and six rebounds vs. Grambling State (Nov. 21)
- Had nine points (4-4 FG), five rebounds and a career-high five blocks vs. Texas A&M-Corpus Christi (Nov. 12)
- Scored first four points as a Lobo vs. No. 22 UCLA (Nov. 8)
- Had one rebound and one block vs. Nicholls in UNM debut (Nov. 4)
- Had four points and four rebounds in the exhibition vs. UTEP (Oct. 28)

	2024-25	CAREER	STREAK
Double Figure Scoring	-	7	-
Double Figure Rebounds	1	3	-

CAREER STATISTICS

Year	G-GS	Min-Avg.	FG-FGA	Pct.	3FG-3FGA	Pct.	FT-FTA	Pct.	Off-Def.	Reb-Avg.	PF-DQ	Ast	TO	Blk	Stl	Pts-Avg
2021-22 %	32-3	341-10.7	44-76	.579	0-0	.000	9-19	.474	39-55	94-2.9	67-2	9	21	24	1	97-3.0
Conf	15-0	185-12.3	29-48	.604	0-0	.000	2-8	.250	18-25	43-2.9	32-1	4	6	17	1	60-4.0
2022-23 %	33-1	479-14.5	45-88	.511	0-2	.000	35-51	.686	48-70	118-3.6	78-2	17	41	35	12	125-3.8
Conf	15-0	212-14.1	22-39	.564	0-1	.000	20-24	.833	17-26	43-2.9	36-1	9	19	10	6	64-4.3
2023-24 %	23-0	253-11.0	41-66	.621	0-2	.000	11-24	.458	26-41	67-2.9	57-2	7	21	12	7	93-4.0
Conf	11-0	78-7.1	10-16	.625	0-0	.000	5-12	.417	8-5	13-1.2	25-1	0	14	3	2	25-2.3
2024-25	12-0	130-10.9	19-30	.633	0-0	.000	4-11	.364	17-23	40-3.3	17-0	7	4	15	5	42-3.5
Conf	2-0	14-7.0	2-4	.500	0-0	.000	1-2	.500	1-0	1-0.5	2-0	0	0	0	2	5-2.5
CAREER	100-4	1201-12.0	149-260	.573	0-4	.000	59-105	.562	130-189	319-3.2	219-6	40	87	86	25	357-3.6

% at BYU



#7

IBRAHIMA SACKO

"E-bra-HE-ma SOCK-oh"

Sophomore | Forward | 6-6 | 230 | Conakry, Guinea | J. Addison School [Georgia Tech]



Season Highs

Pts	4	twice
Reb	4	vs. Grambling State (11/21/24)
FG	2	twice
FGA	3	twice
3FG	1	vs. A&M-Corpus Christi (11/12/24)
3FGA	1	three times
FT	--	
FTA	2	vs. San Jose State (12/4/24)
Ast	--	
Blk	1	four times
Stl	1	four times
Min	14	vs. A&M-Corpus Christi (11/12/24)

Career Highs

13	at Notre Dame (2/14/24) ^{GT}
8	vs. UMass Lowell (11/14/23) ^{GT}
6	at Notre Dame (2/14/24) ^{GT}
8	at Notre Dame (2/14/24) ^{GT}
1	four times
3	at Cincinnati (11/22/23) ^{GT}
2	vs. Wake Forest (2/6/24) ^{GT}
2	five times
1	four times
1	six times
3	vs. UMass Lowell (11/14/23) ^{GT}
26	at Notre Dame (2/14/24) ^{GT}

MW Career Highs

--	
--	
--	
1	vs. San Jose State (12/4/24)
--	
--	
--	
2	vs. San Jose State (12/4/24)
--	
--	
1	vs. San Jose State (12/4/24)
2	vs. San Jose State (12/4/24)

1.9 PPG | 1.2 RPG | 7.4 MPG | 62% FG

2024-25 GAME-BY-GAME

Opponent	MP	FG-A	3G-A	FT-A	O-D-T	PF	A	TO	BS	ST	TP
Nicholls					-DNP-						
vs. UCLA	10	1-1	0-0	0-1	0-1-1	4	0	0	0	0	2
A&M-Corpus Christi	14	1-1	1-1	0-0	0-1-1	4	0	1	0	1	3
at St. John's	9	1-1	0-0	0-0	0-1-1	0	0	1	0	0	2
Grambling State	7	0-1	0-0	0-0	0-4-4	2	0	1	1	0	0
Texas Southern	5	2-3	0-1	0-0	1-0-1	2	0	1	1	0	4
vs. Arizona State	5	0-1	0-0	0-0	0-1-1	1	0	2	0	0	0
vs. USC					-DNP-						
San Jose State	2	0-1	0-0	0-2	0-0-0	0	0	0	0	1	0
New Mexico State	8	1-1	0-0	0-0	0-1-1	0	0	0	1	1	2
Western NM	7	2-3	0-1	0-0	0-1-1	1	0	0	1	1	4
VCU					-DNP-						
at Colorado State					-DNP-						

* game started

SEASON NOTES

- Scored four points vs. Western New Mexcio (Dec. 14)
- Had two points vs. New Mexico State (Dec. 7)
- Scored four points vs. Texas Southern (Nov. 24)
- Had two points at St. John's (Nov. 17)
- Scored three points vs. Texas A&M-Corpus Christi (Nov. 12)
- Made Lobo debut vs. No. 22 UCLA, scoring two points (Nov. 8)
- Had four points and two rebounds in the exhibition vs. UTEP (Oct. 28)


	2024-25	CAREER	STREAK
Double Figure Scoring	-	1	-

CAREER STATISTICS

Year	G-GS	Min-Avg.	FG-FGA	Pct.	3FG-3FGA	Pct.	FT-FTA	Pct.	Off-Def.	Reb-Avg.	PF-DQ	Ast	TO	Blk	Stl	Pts-Avg
2023-24 %	20-3	227-11.4	18-38	.474	4-14	.286	3-10	.300	20-33	53-2.7	26-0	4	11	4	11	43-2.2
Conf	11-3	115-10.4	11-22	.500	2-7	.286	2-3	.667	8-15	23-2.1	11-0	2	3	3	4	26-2.4
2024-25	9-0	67-7.4	8-13	.615	1-3	.333	0-3	.000	1-10	11-1.2	14-0	0	6	4	4	17-1.9
Conf	1-0	2-2.0	0-1	.000	0-0	.000	0-2	.000	0-0	0-0.0	0-0	0	0	0	1	0-0.0
CAREER	29-3	294-10.1	26-51	.510	5-17	.294	3-13	.231	21-43	64-2.2	40-0	4	17	8	15	60-2.1

% at Georgia Tech

Sophomore | Forward | 6-9 | 220 | Belgrade, Serbia | KK Beko [Arizona]



Season Highs

Pts	13	vs. Western New Mexico (12/14/24)
Reb	9	vs. VCU (12/18/24)
FG	5	twice
FGA	9	vs. Western New Mexico (12/14/24)
3FG	2	twice
3FGA	4	twice
FT	2	vs. Western New Mexico (12/14/24)
FTA	2	twice
Ast	3	twice
Blk	1	twice
Stl	4	at Colorado State (12/28/24)
Min	33	vs. VCU (12/18/24)

Career Highs

13	vs. Western New Mexico (12/14/24)
9	vs. VCU (12/18/24)
5	twice
9	twice
2	twice
4	three times
4	twice
6	vs. Wisconsin (12/9/23) ^{UA}
3	four times
1	three times
4	at Colorado State (12/28/24)
33	vs. VCU (12/18/24)

MW Career Highs

10	at Colorado State (12/28/24)
7	vs. San Jose State (12/4/24)
4	twice
5	vs. San Jose State (12/4/24)
2	at Colorado State (12/28/24)
2	at Colorado State (12/28/24)
--	
1	twice
3	vs. San Jose State (12/4/24)
1	at Colorado State (12/28/24)
4	at Colorado State (12/28/24)
31	vs. San Jose State (12/4/24)

4.9 PPG | 3.2 RPG | 17.5 MPG | 1.1 APG

2024-25 GAME-BY-GAME

Opponent	MP	FG-A	3G-A	FT-A	O-D-T	PF	A	TO	BS	ST	TP
Nicholls*	19	2-6	1-4	0-0	2-5-7	2	2	1	0	0	5
vs. UCLA*	24	2-2	2-2	0-0	0-2-2	3	3	1	0	0	6
A&M-Corpus Christi*	14	0-5	0-2	0-0	1-0-1	2	0	1	0	0	0
at St. John's*	9	0-0	0-0	0-0	0-0-0	0	0	1	0	0	0
Grambling State	9	1-3	0-0	0-0	0-0-0	1	1	0	0	1	2
Texas Southern	10	5-6	1-2	0-0	0-4-4	2	2	1	0	0	11
vs. Arizona State	16	2-5	0-0	0-0	1-0-1	3	0	1	0	1	4
vs. USC	8	0-1	0-1	0-0	0-0-0	0	0	0	0	1	0
San Jose State	31	4-5	1-1	0-1	1-6-7	2	3	0	0	1	9
New Mexico State	13	1-2	0-1	0-2	2-3-5	1	1	1	0	0	2
Western NM*	17	5-9	1-4	2-2	0-1-1	3	1	1	1	0	13
VCU*	33	1-6	0-1	0-0	5-4-9	3	0	1	0	0	2
at Colorado State*	24	4-4	2-2	0-1	1-3-4	3	1	1	1	4	10

* game started

SEASON NOTES

- Had 10 points (4-4 FG) and a career-high four steals at Colorado State (Dec. 28)
- Had a career-high nine rebounds vs. VCU (Dec. 18)
- Scored a career-high 13 points vs. Western New Mexico (Dec. 14)
- Had nine points (4-5 FG), seven rebounds and three assists vs. San Jose State (Dec. 4)
- Had four points vs. Arizona State (Nov. 28)
- Had 11 points (5-6 FG) vs. Texas Southern (Nov. 24)
- Had six points (2-2 3FG) vs. No. 22 UCLA (Nov. 8)
- Had five points and matched a career high with seven rebounds in his UNM debut and first career start vs. Nicholls (Nov. 4)
- Had one point and five rebounds in the exhibition vs. UTEP (Oct. 28)

	2024-25	CAREER	STREAK
Double Figure Scoring	3	4	1

CAREER STATISTICS

Year	G-GS	Min-Avg.	FG-FGA	Pct.	3FG-3FGA	Pct.	FT-FTA	Pct.	Off-Def.	Reb-Avg.	PF-DQ	Ast	TO	Blk	Stl	Pts-Avg
2022-23 %	14-0	54-3.9	7-13	.538	2-4	.500	2-3	.667	3-9	12-0.9	8-0	6	5	0	1	18-1.3
Conf	6-0	18-3.0	3-5	.600	1-1	1.000	1-2	.500	1-0	1-0.2	1-0	3	0	0	1	8-1.3
2023-24 %	20-0	111-5.6	16-39	.410	0-12	.000	13-15	.867	12-20	32-1.6	10-0	16	10	1	4	45-2.3
Conf	12-0	50-4.2	7-18	.389	0-5	.000	2-2	1.000	5-8	13-1.1	4-0	13	7	1	2	16-1.3
2024-25	13-7	227-17.5	27-54	.500	8-20	.400	2-6	.333	13-28	41-3.2	25-0	14	10	2	8	64-4.9
Conf	2-1	55-27.5	8-9	.889	3-3	1.000	0-2	.000	2-9	11-5.5	5-0	4	1	1	5	19-9.5
CAREER	47-7	391-8.3	50-106	.472	10-36	.278	17-24	.708	28-57	85-1.8	43-0	36	25	3	13	127-2.7

% at Arizona

R-Sophomore | Guard | 6-6 | 205 | San Bernardino, CA | Etiwanda



Season Highs

Pts	3	vs. Western New Mexico (12/14/24)
Reb	2	vs. Texas Southern (11/24/24)
FG	1	twice
FGA	2	twice
3FG	1	vs. Western New Mexico (12/14/24)
3FGA	2	vs. Western New Mexico (12/14/24)
FT	--	
FTA	1	vs. Texas Southern (11/24/24)
Ast	1	twice
Blk	--	
Stl	1	vs. Western New Mexico (12/14/24)
Min	10	vs. Western New Mexico (12/14/24)

Career Highs

7	twice
4	vs. Texas Southern (11/6/23)
3	twice
6	vs. New Mexico State (12/2/23)
1	six times
4	vs. New Mexico State (12/2/23)
1	vs. Texas Southern (11/6/23)
2	twice
1	three times
2	vs. Air Force (3/13/24) ^{MW}
2	four times
19	twice

MW Career Highs

2	twice
1	twice
1	twice
1	three times
--	
--	
--	
--	
2	vs. Air Force (3/13/24) ^{MW}
1	at Utah State (3/9/24)
6	vs. Fresno State (3/6/24)

0.7 PPG | 0.7 RPG | 4.4 MPG |

2024-25 GAME-BY-GAME

Opponent	MP	FG-A	3G-A	FT-A	O-D-T	PF	A	TO	BS	ST	TP
Nicholls	1	0-0	0-0	0-0	0-0-0	0	0	0	0	0	0
vs. UCLA	2	0-1	0-1	0-0	0-0-0	0	0	0	0	0	0
A&M-Corpus Christi	4	0-0	0-0	0-0	0-1-1	0	0	1	0	0	0
at St. John's					-DNP-						
Grambling State	3	0-0	0-0	0-0	1-0-1	0	1	0	0	0	0
Texas Southern	8	1-2	0-0	0-1	1-1-2	1	0	0	0	0	2
vs. Arizona State					-DNP-						
vs. USC	2	0-0	0-0	0-0	0-0-0	2	0	1	0	0	0
San Jose State					-DNP-						
New Mexico State					-DNP-						
Western NM	10	1-2	1-2	0-0	0-1-1	1	1	0	0	1	3
VCU					-DNP-						
at Colorado State					-DNP-						

* game started

SEASON NOTES

- Scored three points vs. Western New Mexico (Dec. 14)
- Had two points and two rebounds vs. Texas Southern (Nov. 24)
- Scored two points in the exhibition vs. UTEP (Oct. 28)

	2024-25	CAREER	STREAK
Double Figure Scoring	-	-	-

CAREER STATISTICS

Year	G-GS	Min-Avg.	FG-FGA	Pct.	3FG-3FGA	Pct.	FT-FTA	Pct.	Off-Def.	Reb-Avg.	PF-DQ	Ast	TO	Blk	Stl	Pts-Avg
2022-23									Redshirt season							
Conf	--															
2023-24	19-0	170-8.9	16-32	.500	5-17	.294	1-4	.250	7-20	27-1.4	25-0	1	6	3	11	38-2.0
Conf	4-0	16-4.0	1-2	.500	0-0	.000	0-0	.000	1-0	1-0.3	1-0	0	0	0	1	2-0.5
2024-25	7-0	31-4.4	2-5	.400	1-3	.333	0-1	.000	2-3	5-0.7	4-0	2	2	0	1	5-0.7
Conf	0-0															
CAREER	26-0	200-7.7	18-37	.486	6-20	.300	1-5	.200	9-23	32-1.2	29-0	3	8	3	12	43-1.7

Senior | Forward | 6-9 | 215 | Helsinki, Finland | HBA-Marsky [Dayton]



Season Highs

Pts	28	vs. Arizona State (11/28/24)
Reb	13	vs. Nicholls (11/4/24)
FG	6	four times
FGA	16	twice
3FG	4	at St. John's (11/17/24)
3FGA	11	vs. New Mexico State (12/7/24)
FT	13	vs. Arizona State (11/28/24)
FTA	14	vs. Arizona State (11/28/24)
Ast	3	at St. John's (11/17/24)
Blk	2	five times
Stl	2	three times
Min	38	vs. New Mexico State (12/7/24)

Career Highs

28	vs. Arizona State (11/28/24)
13	vs. Nicholls (11/4/24)
9	vs. La Salle (12/30/20) ^{UD}
16	twice
4	twice
11	vs. New Mexico State (12/7/24)
13	vs. Arizona State (11/28/24)
14	vs. Arizona State (11/28/24)
8	vs. Alcorn State (12/20/22) ^{UD}
3	vs. Boise State (3/14/24)
3	twice
42	at Rhode Island (2/16/21) ^{UD}

MW Career Highs

19	vs. San Jose State (12/4/24)
11	at San Diego State (2/16/24)
6	three times
12	vs. San Jose State (12/4/24)
3	three times
9	at Wyoming (2/6/24)
6	twice
9	vs. San Jose State (12/4/24)
4	vs. UNLV (2/10/24)
3	vs. Boise State (3/14/24) ^{MW}
2	three times
37	vs. San Jose State (12/4/24)

14.0 PPG | 6.2 RPG | 30.6 MPG | 1.3 APG

2024-25 GAME-BY-GAME

Opponent	MP	FG-A	3G-A	FT-A	O-D-T	PF	A	TO	BS	ST	TP
Nicholls*	32	5-15	1-9	2-2	5-8-13	3	2	0	2	0	13
vs. UCLA*	28	3-7	2-4	0-0	0-4-4	4	0	3	2	0	8
A&M-Corpus Christi*	27	3-9	1-5	5-6	2-5-7	3	2	4	2	2	12
at St. John's	34	6-14	4-7	0-0	0-4-4	2	3	0	1	1	16
Grambling State*	30	3-7	1-4	3-6	1-8-9	1	2	2	2	2	10
Texas Southern*	29	6-15	2-6	4-6	0-2-2	1	1	0	0	0	18
vs. Arizona State*	35	6-16	3-9	13-14	3-5-8	4	0	2	0	0	28
vs USC*	29	3-6	1-2	3-5	1-2-3	0	0	3	0	1	10
San Jose State*	37	6-12	1-3	6-9	5-4-9	2	3	0	2	1	19
New Mexico State*	38	2-16	2-11	4-4	5-3-8	3	2	0	0	2	10
Western NM*	21	4-7	1-3	0-0	0-1-1	2	1	0	0	1	9
VCU*	34	5-12	0-2	5-7	2-6-8	0	0	0	0	1	15
at Colorado State*	24	5-10	0-2	4-4	3-2-5	4	1	1	0	1	14

* game started

SEASON NOTES


- Tri-Captain
- Scored 14 points at Colorado State (Dec. 28)
- Had 15 points and eight rebounds vs. VCU (Dec. 18)
- Had 19 points and nine rebounds vs. San Jose State (Dec. 4)
- Scored a career high 28 points vs. Arizona State (Nov. 28)
- Had 18 points, including scoring his 1,000th career point vs. Texas Southern (Nov. 24)
- Had 10 points and nine rebounds vs. Grambling State (Nov. 21)
- Team-high 16 points (tied career high with four 3-pointers) at No. 22 St. John's
- Had 12 points and seven rebounds vs. Texas A&M-Corpus Christi (Nov. 12)
- Scored eight points vs. No. 22 UCLA (Nov. 8)
- Had 13 points and a career-high 13 rebounds vs. Nicholls (Nov. 4)
- Had six points and 11 rebounds in the exhibition vs. UTEP (Oct. 28)

	2024-25	CAREER	STREAK
Double-Doubles	1	4	-
Double Figure Scoring	11	61	2
20-Point Games	1	3	-
10-Rebound Games	1	5	-

CAREER STATISTICS

Year	G-GS	Min-Avg.	FG-FGA	Pct.	3FG-3FGA	Pct.	FT-FTA	Pct.	Off-Def.	Reb-Avg.	PF-DQ	Ast	TO	Blk	Stl	Pts-Avg
2020-21 %	19-15	569-29.9	68-137	.496	26-68	.382	26-34	.765	24-83	107-5.6	45-1	24	31	8	13	188-9.9
Conf	16-14	481-30.1	57-117	.487	24-59	.407	22-29	.759	21-69	90-5.6	35-1	21	26	8	11	160-10.0
2021-22 %	35-1	693-19.8	65-163	.399	28-95	.295	37-51	.725	41-101	142-4.1	57-0	26	37	7	7	195-5.6
Conf	18-1	375-20.8	37-87	.425	14-44	.318	16-24	.667	23-49	72-4.0	27-0	15	16	5	3	104-5.8
2022-23 %	34-19	1006-29.6	103-233	.442	45-123	.366	66-83	.795	40-124	164-4.8	61-0	59	46	10	8	317-9.3
Conf	18-10	513-28.5	55-123	.447	21-54	.389	15-22	.682	15-67	82-4.6	32-0	28	19	9	6	146-8.1
2023-24	35-2	657-18.8	77-191	.403	28-96	.292	54-70	.771	36-85	121-3.5	75-0	23	25	9	20	236-6.7
Conf	18-0	383-21.3	53-113	.469	23-59	.390	33-39	.846	28-52	80-4.4	38-0	15	16	3	9	162-9.0
2024-25	13-13	397-30.6	57-146	.390	19-67	.284	49-63	.778	27-54	81-6.2	29-0	17	15	11	12	182-14.0
Conf	2-2	61-30.5	11-22	.500	1-5	.200	10-13	.769	8-6	14-7.0	6-0	4	1	2	2	33-16.5
CAREER	136-50	3319-24.4	370-870	.425	146-449	.325	232-301	.771	168-447	615-4.5	267-1	149	154	45	60	1118-8.2

% at Dayton



Season Highs

Pts	28	vs. Nicholls (11/4/24)
Reb	17	vs. New Mexico State (12/7/24)
FG	9	vs. Nicholls (11/4/24)
FGA	17	vs. New Mexico State (12/7/24)
3FG	--	
3FGA	1	three times
FT	10	vs. Nicholls (11/4/24)
FTA	12	vs. Nicholls (11/4/24)
Ast	3	vs. Grambling State (11/21/24)
Blk	3	three times
Stl	4	vs. New Mexico State (12/7/24)
Min	37	vs. New Mexico State (12/7/24)

Career Highs

28	twice
17	twice
11	three times
17	vs. New Mexico State (12/7/24)
1	vs. North Alabama (11/20/21) ^{lona}
1	12 times
10	three times
14	three times
5	twice
6	twice
5	at New Mexico State (12/15/23)
39	vs. Marist (3/11/23) ^{lona}

MW Career Highs

26	vs. Utah State (1/16/24)
13	at Nevada (2/13/24)
11	vs. Utah State (1/16/24)
12	vs. Utah State (1/16/24)
--	
--	
6	twice
10	at San Jose State (1/24/24)
3	at Colorado State (1/2/24)
5	twice
4	at San Jose State (1/24/24)
37	at Boise State (3/2/24)

12.7 PPG | 9.8 RPG | 28.6 MPG | 1.5 BPG

2024-25 GAME-BY-GAME

Opponent	MP	FG-A	3G-A	FT-A	O-D-T	PF	A	TO	BS	ST	TP
Nicholls*	36	9-15	0-0	10-12	6-10-16	2	2	3	3	2	28
vs. UCLA*	33	5-9	0-0	6-8	4-8-12	3	0	4	1	2	16
A&M-Corpus Christi*	16	5-6	0-0	0-3	3-6-9	4	2	1	2	2	10
at St. John's*	32	8-11	0-0	0-6	3-1-4	2	1	3	2	1	16
Grambling State*	29	3-7	0-1	1-2	1-10-11	2	3	2	3	2	7
Texas Southern*	23	2-4	0-1	4-6	1-7-8	3	1	2	3	2	8
vs. Arizona State*	25	1-3	0-0	1-1	2-5-7	4	1	5	0	1	3
vs. USC*	26	5-8	0-0	5-6	4-2-6	2	1	2	2	0	15
San Jose State*	35	5-11	0-0	6-6	2-8-10	3	2	2	0	1	16
New Mexico State*	37	7-17	0-1	2-5	7-10-17	1	2	1	2	4	16
Western NM*	16	2-5	0-0	2-2	3-3-6	1	0	3	0	0	6
VCU*	31	5-11	0-0	5-8	6-5-11	2	1	4	1	2	15
at Colorado State*	31	4-9	0-0	1-2	2-9-11	3	1	2	0	0	9

* game started

SEASON NOTES

- Preseason All-Mountain West
- Had 15 points and 11 rebounds vs. VCU (Dec. 18)
- Double-double with 16 points and tied a career high 17 rebounds vs. New Mexico State (Dec. 7)
- Mountain West Player of the Week (Nov. 11) after the wins over Nicholls and No. 22 UCLA
- Double-double with 16 points and 10 rebounds vs. San Jose State (Dec. 4)
- Scored 15 points vs. USC (Nov. 29)
- Had 16 points (8-11 FG) at No. 22 St. John's (Nov. 17)
- Had 10 points (5-6 FG) and nine rebounds vs. Texas A&M-Corpus Christi (Nov. 12)
- Double-double with 16 points and 12 rebounds vs. No. 22 UCLA (Nov. 8)
- Matched a career high with 28 points to go with 16 rebounds vs. Nicholls (Nov. 4)
- Had seven points and 16 rebounds in the exhibition vs. UTEP (Oct. 28)

	2024-25	CAREER	STREAK
Double-Doubles	5	48	-
Double Figure Scoring	8	91	-
20-Point Games	1	10	-
10-Rebound Games	7	56	2

CAREER STATISTICS

Year	G-GS	Min-Avg.	FG-FGA	Pct.	3FG-3FGA	Pct.	FT-FTA	Pct.	Off-Def.	Reb-Avg.	PF-DQ	Ast	TO	Blk	Stl	Pts-Avg
2020-21 %	18-16	499-27.7	81-136	.596	0-1	.000	37-58	.638	51-84	135-7.5	60-4	24	41	29	11	199-11.1
Conf	9-9	232-25.8	44-70	.629	0-1	.000	20-31	.645	23-36	59-6.6	34-3	8	25	14	3	108-12.0
2021-22 %	33-32	939-28.5	160-292	.548	1-3	.333	109-166	.657	108-164	272-8.2	76-0	49	69	62	36	430-13.0
Conf	20-19	540-27.0	92-160	.575	0-2	.000	58-92	.630	60-97	157-7.9	42-0	28	43	36	24	242-12.1
2022-23 %	35-34	1112-31.8	192-349	.550	0-5	.000	136-218	.624	124-202	326-9.3	96-2	39	66	52	42	520-14.9
Conf	20-20	633-31.7	104-200	.520	0-4	.000	90-147	.612	79-130	209-10.5	51-2	21	41	27	22	298-14.9
2023-24	36-36	944-26.2	127-231	.550	0-0	.000	67-128	.523	104-190	294-8.2	100-1	37	54	49	38	321-8.9
Conf	18-18	484-26.9	68-113	.602	0-0	.000	32-58	.552	52-96	148-8.2	52-1	18	25	28	19	168-9.3
2024-25	13-13	372-28.6	61-116	.526	0-3	.000	43-67	.642	44-84	128-9.8	32-0	17	34	19	19	165-12.7
Conf	2-2	66-33.0	9-20	.450	0-0	.000	7-8	.875	4-17	21-10.5	6-0	3	4	0	1	25-12.5
CAREER	135-131	3866-28.6	621-1124	.552	1-12	.083	392-637	.615	431-724	1155-8.6	364-7	166	264	211	146	1635-12.1

% at Iona

Freshman | Forward | 6-10 | 240 | Toronto, Ont. | Dream City Christian



Season Highs

Pts	21	vs. Western New Mexico (12/14/24)
Reb	6	vs. Western New Mexico (12/14/24)
FG	8	vs. Western New Mexico (12/14/24)
FGA	11	vs. Western New Mexico (12/14/24)
3FG	3	vs. Western New Mexico (12/14/24)
3FGA	4	vs. Western New Mexico (12/14/24)
FT	2	twice
FTA	4	vs. Nicholls (11/4/24)
Ast	4	vs. Western New Mexico (12/14/24)
Blk	--	
Stl	3	vs. Western New Mexico (12/14/24)
Min	19	vs. Western New Mexico (12/14/24)

Career Highs

21	vs. Western New Mexico (12/14/24)
6	vs. Western New Mexico (12/14/24)
8	vs. Western New Mexico (12/14/24)
11	vs. Western New Mexico (12/14/24)
3	vs. Western New Mexico (12/14/24)
4	vs. Western New Mexico (12/14/24)
2	twice
4	vs. Nicholls (11/4/24)
4	vs. Western New Mexico (12/14/24)
--	
3	vs. Western New Mexico (12/14/24)
19	vs. Western New Mexico (12/14/24)

MW Career Highs

5	at Colorado State (12/28/24)
--	
2	at Colorado State (12/28/24)
2	at Colorado State (12/28/24)
1	at Colorado State (12/28/24)
1	at Colorado State (12/28/24)
--	
--	
1	at Colorado State (12/28/24)
--	
--	
16	at Colorado State (12/28/24)

3.3 PPG | 1.1 RPG | 7.2 MPG | 0.6 APG

2024-25 GAME-BY-GAME

Opponent	MP	FG-A	3G-A	FT-A	O-D-T	PF	A	TO	BS	ST	TP
Nicholls	8	0-1	0-1	2-4	0-1-1	1	0	0	0	1	2
vs. UCLA	2	0-0	0-0	0-0	0-0-0	2	0	0	0	0	0
A&M-Corpus Christi	2	0-0	0-0	0-0	0-0-0	1	0	0	0	0	0
at St. John's					-DNP-						
Grambling State	3	2-2	0-0	0-0	0-1-1	0	0	0	0	0	4
Texas Southern	10	1-4	1-3	0-0	0-1-1	1	1	0	0	0	3
vs. Arizona State	2	0-0	0-0	0-0	0-0-0	1	0	0	0	0	0
vs. USC	11	1-2	0-0	0-0	1-1-2	1	1	0	0	1	2
San Jose State	1	0-0	0-0	0-0	0-0-0	1	0	0	0	0	0
New Mexico State	7	1-2	0-0	1-1	1-0-1	1	0	0	0	0	3
Western NM	19	8-11	3-4	2-3	2-4-6	2	4	1	0	3	21
VCU	6	0-0	0-0	0-0	0-1-1	1	0	0	0	0	0
at Colorado State	16	2-2	1-1	0-0	0-0-0	0	1	0	0	0	5

* game started

SEASON NOTES

- Mountain West Freshman of the Week (Dec. 16)
- Had five points (2-2 FG) at Colorado State (Dec. 28)
- Set career highs of 21 points, six rebounds, four assists and three steals vs. Western New Mexico (Dec. 14)
- Scored three points vs. New Mexico State (Dec. 7)
- Had two points and two rebounds vs. USC (Nov. 29)
- Scored three points vs. Texas Southern (Nov. 24)
- Had four points (2-2 FG) vs. Grambling State (Nov. 21)
- Scored two points in his collegiate debut vs. Nicholls (Nov. 4)
- Had seven points and three rebounds in the exhibition vs. UTEP (Oct. 28)

	2024-25	CAREER	STREAK
Double Figure Scoring	1	1	-
20-Point Games	1	1	-

CAREER STATISTICS

Year	G-GS	Min-Avg.	FG-FGA	Pct.	3FG-3FGA	Pct.	FT-FTA	Pct.	Off-Def.	Reb-Avg.	PF-DQ	Ast	TO	Blk	Stl	Pts-Avg
2024-25	12-0	86-7.2	15-24	.625	5-9	.556	5-8	.625	4-9	13-1.1	12-0	7	1	0	5	40-3.3
Conf	2-0	17-8.5	2-2	1.000	1-1	1.000	0-0	.000	0-0	0-0.0	1-0	1	0	0	0	5-2.5
CAREER	12-0	86-7.2	15-24	.625	5-9	.556	5-8	.625	4-9	13-1.1	12-0	7	1	0	5	40-3.3



2024-25 New Mexico Men's Basketball
Extended Season Box Score
All games

Game Records

Record	Overall			Home			Away			Neutral
ALL GAMES			10-3			7-1			1-1	2-1
CONFERENCE			2-0			1-0			1-0	0-0
NON-CONFERENCE			8-3			6-1			0-1	2-1

Team Box Score Extended

No.	Player	GP-GS			MIN			AVG			Total			3-Point			F-Throw			Rebounds			PF			DQ			A			TO			TO/G			A/TO			BLK/BLK/G			STL			STL/G			PTS			AVG		
		GP	GS		GP	GS		MIN	AVG		FG-FGA	FG%		3FG-3FGA	3FG%		FT-FTA	FT%		OFF	DEF	TOT	AVG		PF	DQ		A			A/G			TO			TO/G			A/TO			BLK/BLK/G			STL			STL/G			PTS	AVG		
2	DENT, Donovan	13-13		438:04	33.7		88-179	.492		.450	9-20	.450		64-87	.736		5	24	29	2.2	18	0	93	7.15	35	2.69	2.66	10	0.77	17	1.31	249	19.2																						
22	AMZIL, Mustapha	13-13		397:26	30.6		57-146	.390		.284	19-67	.284		49-63	.778		27	54	81	6.2	29	0	17	1.31	15	1.15	1.13	11	0.85	12	0.92	182	14.0																						
23	JOSEPH, Nelly	13-13		371:45	28.6		61-116	.526		.000	43-67	.642		44	84	128	9.8	32	0	17	1.31	34	2.62	0.50	19	1.46	19	1.46	165	12.7																									
3	WASHINGTON, Tru	12-11		313:57	26.2		48-123	.390		.386	17-44	.386		17-25	.680		22	33	55	4.6	25	1	22	1.83	19	1.58	1.16	1	0.08	25	2.08	130	10.8																						
0	NOLAND, CJ	12-7		266:43	22.2		35-93	.376		.265	13-49	.265		20-29	.690		11	28	39	3.3	35	3	20	1.67	15	1.25	1.33	4	0.33	24	2.00	103	8.6																						
1	APPELHANS, Braden	13-1		170:07	13.1		22-44	.500		.514	6-9	.667		3	12	15	1.2	13	1	7	0.54	2	0.15	3.50	3	0.23	6	0.46	69	5.3																									
8	BOROVICANIN, Filip	13-7		227:13	17.5		27-54	.500		.400	8-20	.400		2-6	.333		13	28	41	3.2	25	0	14	1.08	10	0.77	1.40	2	0.15	8	0.62	64	4.9																						
4	DOTSON, Kayde	13-0		125:02	9.6		18-39	.462		.455	10-22	.455		8-14	.571		1	7	8	0.6	15	0	20	1.54	6	0.46	3.33	0	0.00	8	0.62	54	4.2																						
6	ALLY ATIKI, Atiki	12-0		130:29	10.9		19-30	.633		.000	4-11	.364		17	23	40	3.3	17	0	7	0.58	4	0.33	1.75	15	1.25	5	0.42	42	3.5																									
24	MILICEVIC, Jovan	12-0		86:24	7.2		15-24	.625		.556	5-9	.625		4	9	13	1.1	12	0	7	0.58	1	0.08	7.00	0	0.00	5	0.42	40	3.3																									
7	SACKO, Ibrahim	9-0		67:02	7.4		8-13	.615		.333	0-3	.000		1	10	11	1.2	14	0	0	0.00	6	0.67	0.00	4	0.44	4	0.44	17	1.9																									
11	WEBB, Quinton	7-0		30:47	4.4		2-5	.400		.333	0-1	.000		2	3	5	0.7	4	0	2	0.29	2	0.29	1.00	0	0.00	1	0.14	5	0.7																									
Total		13		2625			400-866	.462		102-277	.368	218-323	.675	183	335	518	39.8	239	5	226	17.38	154	11.85	1.47	69	5.31	134	10.31	1120	86.2																									
Opponents		13		2625			347-775	.448		108-293	.369	171-262	.653	137	342	479	36.8	258	5	205	15.77	224	17.23	0.92	52	4.00	95	7.31	973	74.8																									

Score by Periods

Team	1st	2nd	OT	TOT
New Mexico	526	584	10	1120
Opponents	445	512	16	973



2024-25 New Mexico Men's Basketball
Team Game-by-Game
All games

Page 1/1
as of Dec 28, 2024

				Total		3-Pointers		Free throws		Rebounds											
Opponent	Date	Score		FG-FGA	PCT	3FG-3FGA	PCT	FT-FTA	PCT	OFF	DEF	TOT	AVG	PF	A	TO	BLK	STL	PTS	AVG	
Nicholls	11/04/2024	91-84	W	31-81	.383	7-36	.194	22-32	.688	18	32	50	50.0	16	18	8	10	10	91	91.0	
vs UCLA	11/08/2024	72-64	W	25-49	.510	6-15	.400	16-23	.696	8	26	34	42.0	26	14	24	3	12	72	81.5	
A&M-Corpus Christi	11/12/2024	100-81	W	33-62	.532	9-23	.391	25-39	.641	11	26	37	40.3	28	22	14	9	15	100	87.7	
at St. John's (NY)	11/17/2024	71-85	L	28-64	.438	8-18	.444	7-18	.389	16	16	32	38.3	17	19	11	5	9	71	83.5	
Grambling	11/21/2024	80-58	W	28-60	.467	7-18	.389	17-26	.654	10	34	44	39.4	14	23	16	9	14	80	82.8	
Texas Southern	11/24/2024	99-68	W	38-75	.507	11-27	.407	12-21	.571	14	29	43	40.0	16	19	7	9	10	99	85.5	
vs Arizona St.	11/28/2024	82-85	L	24-63	.381	6-16	.375	28-32	.875	14	24	38	39.7	26	10	11	3	6	82	85.0	
vs Southern California	11/29/2024	83-73	W	30-58	.517	7-21	.333	16-24	.667	11	21	32	38.8	14	17	14	5	8	83	84.8	
San Jose St.	12/04/2024	83-77	W	28-65	.431	7-17	.412	20-30	.667	16	26	42	39.1	13	17	9	4	7	83	84.6	
New Mexico St.	12/07/2024	83-89	Lot	30-84	.357	10-32	.313	13-22	.591	23	23	46	39.8	18	17	6	5	9	83	84.4	
Western N.M.	12/14/2024	122-70	W	47-78	.603	14-28	.500	14-17	.824	15	26	41	39.9	17	31	11	5	17	122	87.8	
VCU	12/18/2024	78-71	W	27-64	.422	3-11	.273	21-30	.700	16	31	47	40.5	19	6	11	1	7	78	87.0	
at Colorado St.	12/28/2024	76-68	W	31-63	.492	7-15	.467	7-9	.778	11	21	32	39.8	15	13	12	1	10	76	86.2	
Total		1120		400-866	.462	102-277	.368	218-323	.675	183	335	518	39.8	239	226	154	69	134	1120	86.2	
Opponents		973		347-775	.448	108-293	.369	171-262	.653	137	342	479	36.8	258	205	224	52	95	973	74.8	

New Mexico Averages

Games Played	Points/ game	FG Pct	3FG Pct	FT Pct	Rebounds/ game	Assists/ game	Turnovers/ game	Assist/Turnover ratio	Steals/ game	Blocks/ game
13	86.2	46.2	36.8	67.5	39.8	17.4	11.8	1.5	10.3	5.3



2024-25 New Mexico Men's Basketball
Opponents Game-by-Game
All games

Page 1/1
as of Dec 28, 2024

				Total		3-Pointers		Free throws		Rebounds											
Opponent	Date	Score		FG-FGA	PCT	3FG-3FGA	PCT	FT-FTA	PCT	OFF	DEF	TOT	AVG	PF	A	TO	BLK	STL	PTS	AVG	
Nicholls	11/04/2024	91-84	W	30-72	.417	15-37	.405	9-16	.563	14	35	49	49.0	24	18	17	4	4	84	84.0	
vs UCLA	11/08/2024	72-64	W	20-55	.364	5-23	.217	19-27	.704	14	20	34	41.5	24	13	21	3	12	64	74.0	
A&M-Corpus Christi	11/12/2024	100-81	W	29-55	.527	5-16	.313	18-35	.514	9	30	39	40.7	26	20	22	4	7	81	76.3	
at St. John's (NY)	11/17/2024	71-85	L	34-68	.500	4-18	.222	13-20	.650	22	27	49	42.8	17	20	16	4	8	85	78.5	
Grambling	11/21/2024	80-58	W	22-62	.355	7-19	.368	7-15	.467	11	27	38	41.8	24	17	22	3	9	58	74.4	
Texas Southern	11/24/2024	99-68	W	23-59	.390	9-18	.500	13-17	.765	9	27	36	40.8	18	14	20	3	4	68	73.3	
vs Arizona St.	11/28/2024	82-85	L	26-55	.473	9-19	.474	24-32	.750	9	25	34	39.9	21	16	10	4	5	85	75.0	
vs Southern California	11/29/2024	83-73	W	27-55	.491	7-17	.412	12-18	.667	8	24	32	38.9	18	13	16	0	11	73	74.8	
San Jose St.	12/04/2024	83-77	W	25-56	.446	10-21	.476	17-21	.810	7	24	31	38.0	22	13	10	7	6	77	75.0	
New Mexico St.	12/07/2024	83-89	Lot	32-62	.516	14-31	.452	11-17	.647	8	37	45	38.7	20	18	17	3	4	89	76.4	
Western N.M.	12/14/2024	122-70	W	28-59	.475	7-20	.350	7-12	.583	7	17	24	37.4	14	11	24	5	8	70	75.8	
VCU	12/18/2024	78-71	W	24-57	.421	10-31	.323	13-24	.542	7	26	33	37.0	21	13	12	6	8	71	75.4	
at Colorado St.	12/28/2024	76-68	W	27-60	.450	6-23	.261	8-8	1.000	12	23	35	36.8	9	19	17	6	9	68	74.8	
Total		973		347-775	.448	108-293	.369	171-262	.653	137	342	479	36.8	258	205	224	52	95	973	74.8	
New Mexico		1120		400-866	.462	102-277	.368	218-323	.675	183	335	518	39.8	239	226	154	69	134	1120	86.2	

Opponents Averages

Games Played	Points/game	FG Pct	3FG Pct	FT Pct	Rebounds/game	Assists/game	Turnovers/game	Assist/Turnover ratio	Steals/game	Blocks/game
13	74.8	44.8	36.9	65.3	36.8	15.8	17.2	0.9	7.3	4.0



2024-25 New Mexico Men's Basketball
Points-rebounds-assists
All games

Opponent	Date	Score	0	1	2	3	4	6	7	8	11	22	23
NOLAND,CJ	APPELHANS,	DENT,DONOV	WASHINGTON	DOTSON,KAY	ALLY ATIKI	SACKO,IBRA	BOROVICANI	WEBB,QUINT	AMZIL,MUST	JOSEPH,NEL			
Nicholls	11/04/2024	W	91-84	10-3-1	3-0-0	15-0-11	12-4-0	3-0-0	0-1-0	DNP	5-7-2	13-13-2	28-16-2
vs UCLA	11/08/2024	W	72-64	13-1-1	3-1-0	17-1-8	3-5-2	0-1-0	4-1-0	2-1-0	6-2-3	8-4-0	16-12-0
A&M-Corpus Christi	11/12/2024	W	100-81	5-3-1	3-2-0	25-0-10	15-5-2	18-1-3	9-5-2	3-1-0	0-1-0	12-7-2	10-9-2
at St. John's (NY)	11/17/2024	L	71-85	15-4-3	0-1-1	12-3-6	9-2-2	0-1-1	1-6-2	2-1-0	0-0-0	DNP	16-4-1
Grambling	11/21/2024	W	80-58	8-4-3	6-1-0	22-2-8	15-3-0	1-0-4	5-6-1	0-4-0	2-0-1	10-9-2	7-11-3
Texas Southern	11/24/2024	W	99-68	6-8-1	3-0-2	11-2-5	19-10-3	10-0-2	4-2-1	4-1-0	11-4-2	18-2-1	8-8-1
vs Arizona St.	11/28/2024	L	82-85	13-4-2	0-1-0	30-1-7	2-5-0	0-0-0	2-5-0	0-1-0	4-1-0	28-8-0	3-7-1
vs Southern California	11/29/2024	W	83-73	6-3-0	9-1-0	17-6-11	20-4-4	0-0-0	4-3-0	DNP	0-0-0	10-3-0	15-6-1
San Jose St.	12/04/2024	W	83-77	DNP	3-2-1	20-3-5	13-5-2	0-0-1	3-1-0	0-0-0	9-7-3	19-9-3	16-10-2
New Mexico St.	12/07/2024	Lot	83-89	7-0-3	14-0-1	15-3-4	8-5-1	6-2-3	DNP	2-1-0	2-5-1	10-8-2	16-17-2
Western N.M.	12/14/2024	W	122-70	9-2-3	18-4-1	11-1-8	12-5-5	8-0-6	8-10-1	4-1-0	13-1-1	9-1-1	6-6-0
VCU	12/18/2024	W	78-71	0-3-1	4-1-0	40-5-4	DNP	2-3-0	0-0-0	DNP	2-9-0	15-8-0	15-11-1
at Colorado St.	12/28/2024	W	76-68	11-4-1	3-1-1	14-2-6	2-2-1	6-0-0	2-0-0	DNP	10-4-1	14-5-1	9-11-1

Opponent	Date	Score	24
Nicholls	11/04/2024	91-84	W
vs UCLA	11/08/2024	72-64	W
A&M-Corpus Christi	11/12/2024	100-81	W
at St. John's (NY)	11/17/2024	71-85	L
Grambling	11/21/2024	80-58	W
Texas Southern	11/24/2024	99-68	W
vs Arizona St.	11/28/2024	82-85	L
vs Southern California	11/29/2024	83-73	W
San Jose St.	12/04/2024	83-77	W
New Mexico St.	12/07/2024	83-89	Lot
Western N.M.	12/14/2024	122-70	W
VCU	12/18/2024	78-71	W
at Colorado St.	12/28/2024	76-68	W



2024-25 New Mexico Men's Basketball Combined Team Statistics In Conference games

Page 1/1
as of Dec 28, 2024

Game Records

Record	Overall	Home	Away	Neutral
ALL GAMES	2-0	1-0	1-0	0-0
CONFERENCE	2-0	1-0	1-0	0-0
NON-CONFERENCE	0-0	0-0	0-0	0-0

Score by Periods

Team	1st	2nd	OT	TOT
New Mexico	80	79	0	159
Opponents	63	82	0	145

Team Box Score

No.	Player				Total		3-Point		F-Throw		Rebounds												
		GP-GS	MIN	AVG	FG-FGA	FG%	3FG-3FGA	3FG%	FT-FTA	FT%	OFF	DEF	TOT	AVG	PF	DQ	A	TO	BLK	STL	PTS	AVG	
2	DENT, Donovan	2-2	74:42	37.3	13-32	.406	1-3	.333	7-10	.700	0	5	5	2.5	3	0	11	7	1	1	34	17.0	
22	AMZIL, Mustapha	2-2	61:09	30.6	11-22	.500	1-5	.200	10-13	.769	8	6	14	7.0	6	0	4	1	2	2	33	16.5	
23	JOSEPH, Nelly	2-2	66:20	33.2	9-20	.450	0-0	.000	7-8	.875	4	17	21	10.5	6	0	3	4	0	1	25	12.5	
0	NOLAND, CJ	1-0	19:31	19.5	5-7	.714	1-2	.500	0-0	.000	1	3	4	4.0	1	0	1	4	0	0	11	11.0	
8	BOROVICANIN, Filip	2-1	54:59	27.5	8-9	.889	3-3	1.000	0-2	.000	2	9	11	5.5	5	0	4	1	1	5	19	9.5	
3	WASHINGTON, Tru	2-2	51:14	25.6	5-20	.250	3-10	.300	2-2	1.000	3	4	7	3.5	1	0	3	3	0	1	15	7.5	
1	APPELHANS, Braden	2-1	34:16	17.1	2-7	.286	2-6	.333	0-0	.000	1	2	3	1.5	1	0	2	0	1	2	6	3.0	
4	DOTSON, Kayde	2-0	05:18	2.7	2-4	.500	2-2	1.000	0-0	.000	0	0	0	0.0	2	0	1	0	0	2	6	3.0	
6	ALLY ATIKI, Atiki	2-0	13:40	6.8	2-4	.500	0-0	.000	1-2	.500	1	0	1	0.5	2	0	0	0	0	2	5	2.5	
24	MILICEVIC, Jovan	2-0	16:36	8.3	2-2	1.000	1-1	1.000	0-0	.000	0	0	0	0.0	1	0	1	0	0	0	5	2.5	
7	SACKO, Ibrahima	1-0	02:15	2.3	0-1	.000	0-0	.000	0-2	.000	0	0	0	0.0	0	0	0	0	0	1	0	0.0	
Team											7	1	8					1					
Total		2	400		59-128	.461	14-32	.438	27-39	.692	27	47	74	37.0	28	0	30	21	5	17	159	79.5	
Opponents		2	400		52-116	.448	16-44	.364	25-29	.862	19	47	66	33.0	31	0	32	27	13	15	145	72.5	

Team Statistics

	UNM	OPP
Scoring	159	145
Points per game	79.5	72.5
Scoring margin	+7.0	-
Field goals-att	59-128	52-116
Field goal pct	.461	.448
3 point fg-att	14-32	16-44
3-point FG pct	.438	.364
3-pt FG made per game	7.0	8.0
Free throws-att	27-39	25-29
Free throw pct	.692	.862
F-Throws made per game	13.5	12.5
Rebounds	74	66
Rebounds per game	37.0	33.0
Rebounding margin	+4.0	-
Assists	30	32
Assists per game	15.0	16.0
Turnovers	21	27
Turnovers per game	10.5	13.5
Turnover margin	+3.0	-
Assist/turnover ratio	1.4	1.2
Steals	17	15
Steals per game	8.5	7.5
Blocks	5	13
Blocks per game	2.5	6.5
Winning streak	2	-
Home win streak	1	-
Attendance	10658	4772
Home games-Avg/Game	1-10658	1-4772
Neutral site-Avg/Game	-	0-0

Team Results

Date	Opponent		Score	Att.
12/04/2024	San Jose St.	W	83-77	10658
12/28/2024	at Colorado St.	W	76-68	4772



2024-25 New Mexico Men's Basketball Combined Team Statistics All games

Page 1/1
as of Dec 28, 2024

Game Records

Record	Overall	Home	Away	Neutral
ALL GAMES	10-3	7-1	1-1	2-1
CONFERENCE	2-0	1-0	1-0	0-0
NON-CONFERENCE	8-3	6-1	0-1	2-1

Score by Periods

Team	1st	2nd	OT	TOT
New Mexico	526	584	10	1120
Opponents	445	512	16	973

Team Box Score

No.	Player				Total		3-Point		F-Throw		Rebounds											
		GP-GS	MIN	AVG	FG-FGA	FG%	3FG-3FGA	3FG%	FT-FTA	FT%	OFF	DEF	TOT	AVG	PF	DQ	A	TO	BLK	STL	PTS	AVG
2	DENT, Donovan	13-13	438:04	33.7	88-179	.492	9-20	.450	64-87	.736	5	24	29	2.2	18	0	93	35	10	17	249	19.2
22	AMZIL, Mustapha	13-13	397:26	30.6	57-146	.390	19-67	.284	49-63	.778	27	54	81	6.2	29	0	17	15	11	12	182	14.0
23	JOSEPH, Nelly	13-13	371:45	28.6	61-116	.526	0-3	.000	43-67	.642	44	84	128	9.8	32	0	17	34	19	19	165	12.7
3	WASHINGTON, Tru	12-11	313:57	26.2	48-123	.390	17-44	.386	17-25	.680	22	33	55	4.6	25	1	22	19	1	25	130	10.8
0	NOLAND, CJ	12-7	266:43	22.2	35-93	.376	13-49	.265	20-29	.690	11	28	39	3.3	35	3	20	15	4	24	103	8.6
1	APPELHANS, Braden	13-1	170:07	13.1	22-44	.500	19-37	.514	6-9	.667	3	12	15	1.2	13	1	7	2	3	6	69	5.3
8	BOROVICANIN, Filip	13-7	227:13	17.5	27-54	.500	8-20	.400	2-6	.333	13	28	41	3.2	25	0	14	10	2	8	64	4.9
4	DOTSON, Kayde	13-0	125:02	9.6	18-39	.462	10-22	.455	8-14	.571	1	7	8	0.6	15	0	20	6	0	8	54	4.2
6	ALLY ATIKI, Atiki	12-0	130:29	10.9	19-30	.633	0-0	.000	4-11	.364	17	23	40	3.3	17	0	7	4	15	5	42	3.5
24	MILICEVIC, Jovan	12-0	86:24	7.2	15-24	.625	5-9	.556	5-8	.625	4	9	13	1.1	12	0	7	1	0	5	40	3.3
7	SACKO, Ibrahimia	9-0	67:02	7.4	8-13	.615	1-3	.333	0-3	.000	1	10	11	1.2	14	0	0	6	4	4	17	1.9
11	WEBB, Quinton	7-0	30:47	4.4	2-5	.400	1-3	.333	0-1	.000	2	3	5	0.7	4	0	2	2	0	1	5	0.7
Team											33	20	53					5				
Total		13	2625		400-866	.462	102-277	.368	218-323	.675	183	335	518	39.8	239	5	226	154	69	134	1120	86.2
Opponents		13	2625		347-775	.448	108-293	.369	171-262	.653	137	342	479	36.8	258	5	205	224	52	95	973	74.8

Team Statistics

	UNM	OPP
Scoring	1120	973
Points per game	86.2	74.8
Scoring margin	+11.3	-
Field goals-att	400-866	347-775
Field goal pct	.462	.448
3 point fg-att	102-277	108-293
3-point FG pct	.368	.369
3-pt FG made per game	7.8	8.3
Free throws-att	218-323	171-262
Free throw pct	.675	.653
F-Throws made per game	16.8	13.2
Rebounds	518	479
Rebounds per game	39.8	36.8
Rebounding margin	+3.0	-
Assists	226	205
Assists per game	17.4	15.8
Turnovers	154	224
Turnovers per game	11.8	17.2
Turnover margin	+5.4	-
Assist/turnover ratio	1.5	0.9
Steals	134	95
Steals per game	10.3	7.3
Blocks	69	52
Blocks per game	5.3	4.0
Winning streak	3	-
Home win streak	2	-
Attendance	93022	17082
Home games-Avg/Game	8-11628	2-8541
Neutral site-Avg/Game	-	3-846

Team Results

Date	Opponent		Score	Att.
11/04/2024	Nicholls	W	91-84	10609
11/08/2024	vs UCLA	W	72-64	1497
11/12/2024	A&M-Corpus Christi	W	100-81	11160
11/17/2024	at St. John's (NY)	L	71-85	12310
11/21/2024	Grambling	W	80-58	10996
11/24/2024	Texas Southern	W	99-68	11286
11/28/2024	vs Arizona St.	L	82-85	732
11/29/2024	vs Southern California	W	83-73	310
12/04/2024	San Jose St.	W	83-77	10658
12/07/2024	New Mexico St.	Lot	83-89	15411
12/14/2024	Western N.M.	W	122-70	11419
12/18/2024	VCU	W	78-71	11483
12/28/2024	at Colorado St.	W	76-68	4772