



# new MEXICO LOBOS

## 2024-25 MEN'S BASKETBALL

X @ UNMLoboMBB | #GoLobos | GoLobos.com

### SCHEDULE/RESULTS

#### OCTOBER

28 UTEP (ex) W, 74-70

#### NOVEMBER

4 NICHOLLS W, 91-84

8 vs. #22 UCLA ^ W, 72-64

12 A&M-CORPUS CHRISTI W, 100-81

17 at #22 St. John's # L, 71-85

21 GRAMBLING STATE W, 80-58

24 TEXAS SOUTHERN W, 99-68

28 vs. Arizona State @ L, 82-85

29 vs. USC @ W, 83-73

#### DECEMBER

4 SAN JOSE STATE \* W, 83-77

7 NEW MEXICO STATE MWN 7:00

14 WESTERN NEW MEXICO MWN 5:00

18 VCU MWN 7:00

28 at Colorado State \* MWN 2:00

31 at Fresno State \* MWN 6:00

#### JANUARY

3 NEVADA \* FS1 9:00

7 at Wyoming \* CBSSN 8:00

11 SAN DIEGO STATE \* CBS 1/2p

14 at San Jose State \* MWN 8:00

17 BOISE STATE \* FS1 9:00

20 FRESNO STATE \* CBSSN 3:00

25 at UNLV \* FOX 1:00

#### FEBRUARY

1 at Utah State \* FS1 7:30

5 COLORADO STATE \* FS1 8:30

8 at Air Force \* MWN/Altitude 2:00

12 WYOMING \* FS1 8:00

16 UTAH STATE \* CBSSN 2:00

19 at Boise State \* CBSSN 8:00

25 at San Diego State \* FS1 9:00

#### MARCH

1 AIR FORCE \* MWN 2:00

4 at Nevada \* CBSSN 7:00

7 UNLV \* CBSSN 8:00

12 Mountain West 1st Round

13 Mountain West Quarterfinals

14 Mountain West Semifinals

15 Mountain West Final

All Times MT and subject to change | \* Mountain West Game

^ Las Vegas Hoopfest (Henderson, Nev.)

# Madison Square Garden

@ Acrisure Classic (Palm Desert, Calif.)

% Mountain West Tournament (Las Vegas, Nev.)

### COMMUNICATIONS

Steve Kirkland - Men's Basketball Contact

(434) 825-5241 cell  
kirkland@unm.edu email

X @skirkland14

### GAME #10 | DEC. 7 | THE PIT | ALBUQUERQUE, NM

NEW MEXICO LOBOS  
7-2 (1-0 MW)



NEW MEXICO ST. AGGIES  
3-5 (0-0 CUSA)

Head Coach: Richard Pitino (Providence '05)

Overall Record: 227-180 (13th)

UNM Record: 68-43 (4th)

vs. NMSU: 3-1 (3-1 UNM)



Head Coach: Jason Hooten (Tarleton State '93)

Overall Record: 277-193 (15th)

NMSU Record: 16-24 (2nd)

vs. UNM: 0-2 (0-2 NMSU)

NET: 75

KenPom: 64

NET: 285

KenPom: 226



PBP: Robert Portnoy  
Analyst: Hunter Greene

#### THE OPENING TIP

- ▶ The Lobos host New Mexico State in the only meeting of the Rio Grande Rivalry this season (the teams will play once next season in Las Cruces)
- ▶ UNM is coming off an 83-77 win over San Jose State, rallying from down 13 in the first half for the largest comeback of the Pitino era
- ▶ New Mexico has won 15 straight December games (nation's longest active streak)
- ▶ Donovan Dent is the only player in the nation averaging 18.0 points and 7.5 assists per game this season
- ▶ New Mexico leads the nation in pace per KenPom, with an adjusted average of 74.6 possessions per game

#### SERIES HISTORY

Overall: 125-103  
Home: 75-42 (39-18 Pit)  
Streak: W2

#### LAST 5 SERIES GAMES

12/15/23	A	W, 73-72
12/2/23	H	W, 106-62
12/6/21	H	L, 76-78 (ot)
11/30/21	A	W, 101-94
12/14/19	H	W, 69-62

### POSSIBLE STARTERS



**1 BRADEN APPELHANS**  
G | 6-7 / 195 | R-So. | Blue Springs, Mo.

3.3 ppg | 1.0 rpg | 11.0 mpg | 40.0 3FG%

- ▶ Season-high nine points vs. USC
- ▶ Made first career start vs. San Jose State
- ▶ Made 3-pointer in 7 of 9 games this yr



**2 DONOVAN DENT**  
G | 6-2 / 185 | Jr. | Riverside, Calif.

18.8 ppg | 2.0 rpg | 7.9 apg | 34.1 mpg | 1.3 spg

- ▶ 1st Lobo ever with a 25pt/10ast/OTO game (Nov. 12 vs. A&M-Corpus Christi)
- ▶ Only player in the nation to have 10pts and 5 assts in every game this season



**3 TRU WASHINGTON**  
G | 6-2 / 205 | So. | Phoenix, Ariz.

12.0 ppg | 4.8 rpg | 28.5 mpg | 2.6 spg | 1.7 APG

- ▶ Second career double-double (19p/10r) vs. Texas Southern
- ▶ Scored season high 20 pts vs. USC
- ▶ Leads MW with 23 steals



**22 MUSTAPHA AMZIL**  
F | 6-9 / 215 | Sr. | Helsinki, Finland

14.9 ppg | 6.6 rpg | 31.0 mpg | 1.2 BPG

- ▶ Career-high 28 points vs. Arizona State
- ▶ Career-high 13 rebs vs. Nicholls
- ▶ Leads team with 16 3-pointers and 75.0 FT%



**23 NELLY JUNIOR JOSEPH**  
C | 6-10 / 240 | Sr. | Benin City, Nigeria

13.2 ppg | 9.2 rpg | 1.8 bpg | 28.4 mpg | 58% FG

- ▶ MW Player of the Week (Nov. 11)
- ▶ Preseason All-Mountain West
- ▶ 46 career doubles (4th most among active Division I players)

### KEY RESERVES

No.	Pos.	Name	Yr.	Ht. / Wt.	PPG	RPG	Of Note
0	G	CJ Noland	Sr.	6-4 / 210	9.5	3.8	Four double-figure scoring games this yr
8	F	Filip Borovicinan	Jr.	6-9 / 220	4.1	2.4	Tie career high w/11 pts vs. Texas Southern
6	F	Atiki Ally Atiki	Sr.	6-10 / 225	3.6	3.3	Career-high 5 blocks vs. TAMU-CC
4	G	Kayde Dotson	Fr.	6-2 / 190	3.6	0.3	18 pts (6-7 FG) vs. TAMU-CC
7	F	Ibrahima Sacko	So.	6-6 / 230	1.6	1.3	Three starts in 23-24 at Georgia Tech
24	F	Jovan Milicevic	Fr.	6-10 / 240	1.4	0.6	Ranked 2024 No. 27 PF nationally (ESPN)
11	G	Quinton Webb	R-So.	6-6 / 205	0.3	0.7	50 FG% in 2023-24 as redshirt freshman

## RICHARD PITINO



4th Season at New Mexico

### COACHING RECORD

Year	School	Overall	Conf.
2013	FIU	18-14	11-9
2014	Minnesota	25-13	8-10
2015	Minnesota	18-15	6-12
2016	Minnesota	8-23	2-16
2017	Minnesota	24-10	11-7
2018	Minnesota	15-17	4-14
2019	Minnesota	22-14	9-11
2020	Minnesota	15-16	8-12
2021	Minnesota	14-15	6-14
2022	New Mexico	13-19	5-12
2023	New Mexico	22-12	8-10
2024	New Mexico	26-10	10-8
2025	New Mexico	7-2	1-0
<b>TOTALS</b>		<b>227-180</b>	<b>89-135</b>

### NOTABLE

- 2024 Naismith Coach of the Year Watch List
- Led the Lobos to the 2024 Mountain West Championship and their 1st NCAA appearance in a decade
- Took UNM to the NIT in his second season, the Lobos' first postseason appearance in nine years
- Led Minnesota to the 2014 NIT Championship and two NCAA Tournament appearances
- 2017 Big Ten Coach of the Year
- 2017 NABC District 7 Coach of the Year
- 18 wins over ranked teams in eight seasons at Minnesota
- Led FIU to 10-win improvement and first winning seasons in 12 years in 2012-13 in first season as a head coach
- Five NCAA appearances in seven years as an assistant coach
- While on his father's staff at Louisville, the Cardinals reached the 2012 Final Four, the Elite Eight in 2008 and 2009 and won two Big East Championships
- While on Billy Donovan's staff at Florida, the Gators reached the Elite Eight in 2011 and won

### PITINO vs. 2024-25 OPPONENTS

Air Force	5-2	(5-2 UNM)
Arizona State	0-1	(0-1 UNM)
Boise State	2-4	(2-4 UNM)
Colorado St	3-4	(3-4 UNM)
Fresno St	2-3	(2-3 UNM)
Grambling State	2-0	(2-0 UNM)
Nevada	2-4	(2-4 UNM)
<b>New Mexico State</b>	<b>3-1</b>	<b>(3-1 UNM)</b>
Nicholls	1-0	(1-0 UNM)
St. John's	1-2	(1-1 Minnesota/0-1 UNM)
San Diego St	3-3	(3-3 UNM)
San Jose St	5-1	(5-1 UNM)
A&M-Corpus Christi	2-0	(1-0 Minnesota/1-0 UNM)
Texas Southern	3-0	(1-0 FIU/2-0 UNM)
UCLA	1-0	(1-0 UNM)
UNLV	1-4	(1-4 UNM)
USC	1-0	(1-0 UNM)
Utah State	1-5	(1-5 UNM)
VCU	first meeting	
Western NM	2-0	(2-0 UNM)
Wyoming	5-2	(5-2 UNM)

### NON-CONFERENCE SUCCESS

- New Mexico has posted a 31-3 record in regular season non-conference games over the past three seasons (13-0 in '23, 12-1 last year, 6-2 this year)
- The Lobos' .912 win percentage in those games is the 2nd best record nationally (behind Purdue)
- UNM posted a 12-win non-conference season in consecutive seasons for the first time the last two years since a four-year stretch from 2010-13

BEST REGULAR SEASON NON-CONF. RECORD LAST 3 YRS	
.967	Purdue (29-1)
<b>.912</b>	<b>New Mexico (31-3)</b>
.909	Kansas (30-3)
.909	Utah State (30-3)
.879	Houston (29-4)

through games of 12/4

### I WANNA GO FAST!

- New Mexico currently ranks No. 1 nationally in KenPom Tempo with an adjusted average of 74.6 possessions per game
- The Lobos' season-opening game against Nicholls featured 84 possessions, as did the third game of the season against Texas A&M-Corpus Christi, the most in a regulation game for New Mexico under Richard Pitino
- UNM has ranked in the top 25 nationally in KenPom tempo in all four seasons under Richard Pitino, finishing ninth in tempo last season

### DECEMBER TO REMEMBER

- New Mexico is looking for another strong December after going undefeated in the month of December in each of the last two seasons
- The Lobos have won 15 straight games in December since a loss to SMU on Dec. 19, 2021
- UNM's December win streak is the longest active December win streak in the nation

LONGEST ACTIVE DECEMBER WIN STREAKS NATIONALLY	
<b>15</b>	<b>New Mexico</b>
11	Houston
11	Dayton
11	Grand Canyon

through games of 12/5

### SERIES HISTORY

- New Mexico leads the all-time series 125-103 (75-42 at home and 39-18 at The Pit)
- The Lobos won both of last year's meetings, winning 106-62 in The Pit and 73-72 in Las Cruces
- The Aggies' last victory in the series was a 78-76 overtime win at The Pit in 2021-22
- The 228 games and 125 victories are the Lobos' most against any opponent
- The teams will play once this season (at The Pit) and next season (in Las Cruces), marking the first time since 1960-61 that there will be one game of the Rio Grande Rivalry (no games were scheduled in 2020-21 due to COVID and both games were cancelled in 2022-23)

### STREAK SNAPPED WITH SAN JOSE STATE VICTORY

- Wednesday's win over San Jose State marked the first time in nearly two full years that the Lobos won a game in which they didn't have a double-digit lead at some point during the game (UNM's largest lead was the final margin of six)
- In each of the Lobos' previous 36 victories, they had a double-figure lead at some point during the game
- The Lobos held a double-digit lead in the first six victories this season, following a 2023-24 season where UNM held a double-digit lead in all 26 victories
- Prior to the win over the Spartans, New Mexico's last victory in a game when they never held a double-digit lead was an 81-79 overtime win over Boise State in 2022-23 (largest lead was five)

### LAST TIME OUT

- New Mexico opened Mountain West play with an 83-77 win over San Jose State on Wednesday night at The Pit
- The Lobos rallied from down 13 in the first half, marking the largest comeback win of the Richard Pitino era (previous high was 12: vs. San Francisco in 2022-23 and home vs. San Diego State in 2023-24)
- UNM improved to 16-10 overall in Mountain West openers (11-0 at home)
- Donovan Dent had 20 points and five assists, his nation-leading fourth game of 20pts/5assts this season

## MEDIA SCHEDULE

DEC. 7 Saturday	DEC. 8 Sunday	DEC. 9 Monday	DEC. 10 Tuesday	DEC. 11 Wednesday	DEC. 12 Thursday	DEC. 13 Friday
GAMEDAY vs. NM State 7:00 pm			LOBO TALK 6-7 pm Sandia Sports Bar			

## RANKINGS

### ASSOCIATED PRESS (12/2)

1	Kansas (35)	7-0	1499
2	Auburn (26)	7-0	1490
3	Tennessee	7-0	1351
4	Kentucky	7-0	1267
5	Marquette	8-0	1246
6	Iowa State	5-1	1225
7	Gonzaga	7-1	1181
8	Purdue	7-1	1058
9	Duke	5-2	941
10	Alabama	6-2	939
11	Wisconsin	8-0	903
12	Oregon	8-0	806
13	Florida	8-0	782
14	Cincinnati	6-0	774
15	Baylor	5-2	567
16	Memphis	6-1	500
17	Houston	4-3	402
18	Pittsburgh	7-1	374
19	Illinois	6-1	351
20	North Carolina	4-3	292
21	Oklahoma	7-0	266
22	Texas A&M	6-2	207
23	Ole Miss	6-1	165
24	<b>San Diego State</b>	<b>4-2</b>	<b>143</b>
25	UConn	5-3	123

Others receiving votes: Michigan State 108, Arkansas 104, Texas 97, Michigan 95, **Arizona State 89**, Indiana 72, Drake 58, Xavier 33, **Utah State 28**, Louisville 27, West Virginia 26, Clemson 25, Dayton 24, BYU 24, Texas Tech 22, Nebraska 22, Mississippi State 20, Ohio State 19, Maryland 13, **UCLA 13**, Creighton 12, Saint Mary's 11, Georgia 10, **St. John's 7**, Loyola Chicago 4, DePaul 3, Florida State 3, UC Irvine 2, Columbia 2

### COACHES (12/2)

1	Kansas (19)	7-0	760
2	Auburn (12)	7-0	755
3	Tennessee	7-0	694
4	Marquette	8-0	646
5	Iowa State	5-1	629
6	Kentucky	7-0	628
7	Purdue	7-1	535
8	Gonzaga	7-1	517
9	Duke	5-2	472
10	Oregon	8-0	457
11	Wisconsin	8-0	450
12	Alabama	6-2	441
13	Florida	8-0	427
14	Cincinnati	6-0	376
15	Memphis	6-1	265
16	Baylor	5-2	262
17	Illinois	6-1	234
18	Houston	4-3	221
19	Pittsburgh	7-1	213
20	Ole Miss	6-1	139
21	Oklahoma	7-0	111
22	North Carolina	4-3	96
23	Michigan	6-1	90
24	Texas A&M	6-2	86
25	Michigan State	6-2	73

Others receiving votes: UConn 63, **San Diego State 56**, Texas 54, Mississippi State 39, **Arizona State 39**, Drake 34, Texas Tech 32, Arkansas 28, **UCLA 17**, Xavier 16, BYU 16, Ohio State 15, **Utah State 13**, Saint Mary's 12, Dayton 10, **St. John's 8**, Nebraska 8, Creighton 8, Indiana 8, West Virginia 5, Clemson 5, Maryland 5, Georgia 3, Arizona 2, **Nevada 1**, UC Irvine 1

### 2024-25 Opponents in Bold

## MAKING A DENT IN THE RECORD BOOK

- Donovan Dent made history on Nov. 12 in the win over Texas A&M-Corpus Christi, becoming the first Lobo to ever have a 25 point/10 assist game with no turnovers (fifth overall 25p/10a game in program history)
- It is one of just 18 games of 25 points/10 assists/no turnovers against D-I opposition in the past 20 years
- Dent now has a school-record three career games with at least 10 assists and no turnovers
- Dent's three 10 assist/0 turnover games over the past two seasons are tied for most in the nation with Gonzaga's Ryan Nembhard

## DENT DISHING IT OUT

- Donovan Dent is the only player in the nation averaging 18.0 points and 7.5 assists per game this season
- He is the only player in the nation to record at least 10 points and five assists in every game this season
- Dent's streak of at least five assists in each of the first nine games of the season is the second-longest by a Lobo to start a season (behind Darrell McGee's 12-game streak to open the 1988-89 season)
- Dent is on pace to record the second-most assists over the first 10 games of a season in UNM history
- Dent is one of two players nationally to have multiple 25-point games and multiple 10-assist games this season (Kameron Jones - Marquette)
- Against St. John's, Dent recorded his 300th career assist and enters tonight's game with 340 career assists (16th in UNM history)

## DENT'S THANKSGIVING BUCKETS AND DISHES

- In the Acrisure Classic semifinal vs. Arizona State on Thanksgiving, Donovan Dent had 30 points, seven assists and no turnovers
- It is the only 30pt/7asst/0to game in Division I this season, and just the fifth nationally over the past three years (since 2022-23)
- Ironically, two of the other four have UNM ties (former Lobo Taryn Todd for Arkansas State at Bowling Green last season; Fresno State's Jemarl Baker, Jr. two years ago vs. Chicago State, before he transferred to UNM for his final season)

## OH NELLY

- Preseason All-Mountain West center Nelly Junior Joseph looks to be one of the top post players in the conference this season
- Joseph has 46 career double-doubles, the fourth most among active Division I players
- Last season Joseph was the only Lobo to start all 36 games, tying the UNM record for starts in a season
- He is UNM's leading returning rebounder (8.2 rpg), field goal percentage (.550) and blocks (49)

## FINNISH STRONG IN EARLY SEASON

- Mustapha Amzil is having a strong start to the 2024-25 season after a slow start during the 2023-24 non-conference schedule
- Amzil is averaging over three times as many points and rebounds per game than last year's non-conference schedule, and has already tripled his 3-point FGs and blocks from last year's non-conference slate
- He set a career high with 28 points vs. Arizona State in the semifinal of the Acrisure Classic
- Amzil recorded his 1,000th career point in the Nov. 24 win over Texas Southern

### UNM CAREER GAMES WITH 10 ASSISTS/0 TURNSOVERS

3	<b>Donovan Dent</b> (2023-pres.)
2	Marlon Parmer (2000-02)
2	Darrell McGee (1987-90)
1	Six tied

### UNM CONSECUTIVE 5-ASSIST GAMES TO START SEASON

12	Darrell McGee (1988-89)
9	<b>Donovan Dent</b> (2024-25)
6	Donovan Dent (2023-24)
6	Greg Brown (1993-94)

### UNM MOST ASSISTS OVER 1st 10 GAMES OF SEASON

97	Darrell McGee (1988-89)
77	Darrell McGee (1989-90)
76	Petie Gibson (1970-71)
71	<b>Donovan Dent</b> (2024-25 - thru 9 gms)

### NCAA DIVISION I ACTIVE DOUBLE-DOUBLE LEADERS

73	Norchad Omier (Baylor)
66	Johni Broome (Auburn)
51	Hunter Dickinson (Kansas)
46	<b>Nelly Junior Joseph</b> (New Mexico)

### AMZIL NON-CONF. BREAKDOWN

	2024-25	2023-24
Points/G	14.4	4.2
Reb/G	6.3	2.0
3FG	15	3
Blocks	9	2

## QUICK FACTS

### THE UNIVERSITY OF NEW MEXICO

Location	Albuquerque, N.M.
Founded	1889 by Territorial Legislature
Enrollment	22,852
Nickname	Lobos
Colors	Cherry (PMS 200) & Silver (PMS 428)
Conference	Mountain West
National Affiliation	NCAA Division I

President	Dr. Garnett S. Stokes
Director of Athletics	Fernando Lovo
Facility	The Pit
Capacity	15,411
Age	Built in 1966 (Renovated in 2009-10)



## DOUBLE TIME

### DOUBLE-DOUBLES

	2024-25	CAREER	STREAK
Nelly Junior Joseph	3	46%	1
Donovan Dent	3	6	-
Mustapha Amzil	1	3%	-
Tru Washington	1	2	-

### DOUBLE FIGURE POINTS

	2024-25	CAREER	STREAK
Donovan Dent	9	41	9
Mustapha Amzil	8	58%	7
Nelly Junior Joseph	6	91%	2
Tru Washington	6	15	2
CJ Noland	4	27%	-
Kayde Dotson	2	2	-
Filip Borovicinan	1	2%	-
Atiki Ally Atiki	-	7%	-
Braden Appelhans	-	2	-
Ibrahima Sacko	-	1%	-

### DOUBLE FIGURE REBOUNDS

	2024-25	CAREER	STREAK
Nelly Junior Joseph	4	54%	1
Mustapha Amzil	1	4%	-
Tru Washington	1	2	-
Atiki Ally Atiki	-	2%	-

## BIG TIME GAMES

### 20-POINT GAMES

	2024-25	CAREER	STREAK
Donovan Dent	4	12	1
Nelly Junior Joseph	1	10%	-
Mustapha Amzil	1	3%	-
Tru Washington	1	2	-
CJ Noland	-	2%	-

### 30-POINT GAMES

	2024-25	CAREER	STREAK
Donovan Dent	1	2	-

### 10-ASSIST GAMES

	2024-25	CAREER	STREAK
Donovan Dent	3	6	-

% Career totals include games at previous schools (NCAA Division I)

## COUNT IT, AND ONE!

### AND ONES...

	2024-25	CAREER <sup>A</sup>
Donovan Dent	5	17
Nelly Junior Joseph	5	8
Braden Appelhans	1	1
Tru Washington	-	7
Mustapha Amzil	-	1

\* made FG while fouled, followed by a made FT | <sup>A</sup> UNM career only | (#) - 4pt plays

## TURNOVER IMPORTANCE

- The Lobos are averaging 20.6 points off turnovers this season
- UNM is 6-0 when having more points of turnovers and 1-2 when allowing more points off turnovers
- In victories, the Lobos are averaging a +11.0 (21.6-10.6) points off turnovers advantage, while allowing a -2.0 (16.0-18.0) points off turnover margin in losses
- Dating back to last season, New Mexico is 29-2 when winning the stat (only losses at Colorado State and at San Diego State last year), while 3-10 when losing the stat (only wins at New Mexico State and at Nevada last season, vs. San Jose State this season)

## DEFENSIVE DOUBLE-DOUBLE

- New Mexico had 10 blocks and 10 steals in the victory over Nicholls to open the season
- It was the Lobos' second 10-and-10 game since the start of the 2023-24 season (10 blks and 12 stls vs. Utah State last season)
- Since the start of 2023-24, there have been only 32 10-and-10 games in the nation against Division I opponents, with the Lobos being one of four teams to do it twice (Auburn, Bryant, UConn)
- Last season, New Mexico led the Mountain West in both blocks and steals

## DOUBLE-DOUBLE x3 ON OPENING NIGHT

- New Mexico had three players record double-doubles on opening night against Nicholls, tying the school record for most double-doubles in a game
- Nelly Junior Joseph tied a career high with 28 points and matched his UNM high with 16 rebounds for his 44th career double-double
- Mustapha Amzil had his fourth career double-double with 13 points and a career-high 13 rebounds
- Donovan Dent had his fourth career double-double with 15 points and 11 assists
- UNM hadn't had three double-doubles in a game in 27 years, dating back to a victory over Texas Tech in 1997-98

## PITINO vs. RANKED OPPONENTS

- The Lobos are 6-6 against ranked opponents under Richard Pitino (win vs. No. 22 Wyoming in 2022, win at No. 23 San Diego State in 2023, wins vs. No. 19 San Diego State, No. 16 Utah State and No. 22 Colorado State in 2024, win vs. No. 22 UCLA in 2025)
- Going back to his tenure at Minnesota, Pitino has led his squad to at least one ranked in each of the past 10 seasons (since 2015-16)
- Pitino is one of 11 active coaches in the nation to enter the season with at least one AP ranked win every season since 2015-16

### AT LEAST ONE AP RANKED WIN EVERY YEAR SINCE 2015-16

Dana Altman	Greg McDermott
Rick Barnes	Matt Painter
Scott Drew	<b>Richard Pitino</b>
Mark Few	Bill Self
Tom Izzo	

**Continues Streak with Ranked Win**  
Leonard Hamilton Chris Holtmann

## AT HOME IN THE PIT

- New Mexico has won 23 straight regular-season non-conference home games, dating back to a loss to SMU on Dec. 19, 2021
- It is the Lobos' longest such streak since winning 33 straight regular-season non-conference games at The Pit from 2004-05 (loss to No. 5 Wake Forest) to 2008-09 (loss to UCF)

## PRESEASON ACCOLADES

- For the second straight season, New Mexico had two players selected to the preseason All-Mountain West team as Donovan Dent and Nelly Junior Joseph were honored
- The Lobos were one of two teams (Boise State) to have multiple players on the 10-player team
- Last season, Dent was a second-team All-Mountain West selection

## ON THE DOT(SON)

- Freshman guard Kayde Dotson scored 18 points off the bench against Texas A&M-Corpus Christi in the third game of the season
- In the Mountain West era (since 1999-00), it is the second most points by a Lobo freshman one of the first three games of his career, trailing only Jamaal Williams (20 vs. Texas Southern in 2001-02) and matching Makuach Maluach (18 vs. Northern New Mexico in 2017-18)

## CAPTAINS NAMED

- Donovan Dent, Mustapha Amzil and CJ Noland were selected as the captains for the 2024-25 Lobos
- All are serving as a captain for the first time in their collegiate careers



# 2024-25 LOBO BASKETBALL

## MW & NCAA LEADERS

### TEAM - MOUNTAIN WEST LEADERS

	Value	NCAA Rank	MW Rank
Assists/Game	17.7	28th	1st
FT Attempts/Game	27.2	7th	1st
TOs Forced/Game	17.1	11th	1st

### TEAM - OTHER TOP 50 NCAA

	Value	NCAA Rank	MW Rank
Blocks/Game	6.3	4th	2nd
Fast Break Pts/Game	17.4	16th	2nd
FTs/Game	18.1	37th	3rd
Scoring Offense	84.6	30th	2nd
Steals/Game	10.1	18th	2nd
Turnover Margin	+4.4	30th	2nd

### INDIVIDUAL - MOUNTAIN WEST LEADERS

Donovan Dent	Value	NCAA Rank	MW Rank
Assists	71	5th	1st
Assists/Game	7.9	5th	1st
FT Attempts	68	13th	1st
Points	169	40th	1st
Tru Washington	Value	NCAA Rank	MW Rank
Steals	23	9th	1st
Steals/Game	2.6	26th	1st

### INDIVIDUAL - OTHER TOP 50 NCAA

Nelly Junior Joseph	Value	NCAA Rank	MW Rank
Blocks	16	31st	2nd
Double-Doubles	3	30th	3rd
Rebounds	83	16th	3rd
Rebounds/Game	9.2	27th	3rd
Def. Rebs/Game	6.3	38th	3rd
Donovan Dent	Value	NCAA Rank	MW Rank
Double-Doubles	3	30th	3rd
FTs	49	19th	2nd
CJ Noland	Value	NCAA Rank	MW Rank
Steals	19	44th	2nd
Steals/Game	2.4	40th	2nd

### JOSEPH EARNS FIRST MW HONOR

- Nelly Junior Joseph earned the first Mountain West Player of the Week honor this season after double-doubles in the wins over Nicholls and No. 22 UCLA
- In the season-opening win over Nicholls, Joseph tied a career high with 28 points and matched his UNM high with 16 rebounds
- It is one of only three 28 point/16 rebound games in Division I this season (Auburn's Johni Broome vs. North Alabama; Stanford's Maxime Raynaud at Santa Clara)
- Joseph had 16 points and 12 rebounds in the win over the Bruins in the Las Vegas Hoopfest

### SWEEP LA

- Since 2000, New Mexico was the 27th non-conference team to play both UCLA and USC in the same regular season, and became the seventh to earn wins over both in the same year
- The previous six teams since 1999-00 to beat both UCLA and USC in the non-conference schedule are Pepperdine (2001-02), Kansas (2010-11), Kansas (2011-12), San Diego State (2012-13), Monmouth (2015-16) and Gonzaga (2023-24)

### ON THE AIR

- New Mexico will play at least 18 games this season on national television
- 14 of UNM's 20 Mountain West games are televised, meaning 49 of the last 56 conference games have been on TV (2nd most in the conference)
- The Lobos will play two games this season on broadcast television, hosting San Diego State on CBS for the second straight year (Jan. 11) and playing on FOX for the first time ever on Jan. 25 at UNLV

### LOBOS PICKED SECOND IN MOUNTAIN WEST

- New Mexico was picked second in the preseason Mountain West poll
- It was the Lobos' highest projected finish since 2013-14 (picked to win the league)
- Boise State was picked to win the league, followed by New Mexico, Nevada, San Diego State, UNLV, Utah State, Colorado State, San Jose State, Wyoming, Fresno State and Air Force

### WHO IS BACK?

- New Mexico returns eight letterwinners from last season, including two starters in Donovan Dent and Nelly Junior Joseph
- Mustapha Amzil, the 2023-24 Mountain West Sixth Man of the Year returns, as does Tru Washington, one of the league's top freshmen last season
- Braden Appelhans and Quinton Webb return after reserve roles last season during their redshirt freshman seasons
- Deraje Agbaosi and Shane Douma-Sanchez are coming off a redshirt season in 2023-24

### WHO IS NEW?

- New Mexico added eight new players to the roster (four transfers and four freshmen)
- All four transfers have power conference experience (CJ Noland - All Big XII Freshman Team at Oklahoma before playing last year at North Texas), Atiki Ally Atiki (BYU), Ibrahima Sacko (Georgia Tech), Filip Borovic-anin (Arizona)
- Jovan Milicevic was a four-star recruit in the Class of 2024, while Kayde Dotson and Daniel Thomas were both All-State honorees in Texas

### UP NEXT

- The Lobos return to action next Saturday to host Western New Mexico
- Game time is 5:00 pm (a time change from the original schedule) and the game airs on the Mountain West Network



# 2024-25 LOBO BASKETBALL

## 2024-25 ROSTER

NO.	PLAYER	PRONUNCIATION	POS.	YR.	HT.	HOMETOWN	SOCIAL	
0	CJ NOLAND		G	Grad.	6-4	Waxahachie, TX	X @CjNoland1	@ thecjnoland
1	BRADEN APPELHANS	apple-hahns	G	R-So.	6-7	Blue Springs, MO	X @AppelhansBraden	@ bradenappelhans1
2	DONOVAN DENT		G	Jr.	6-2	Riverside, CA	X @Donovandent1	@ donovandent2
3	TRU WASHINGTON		G	So.	6-4	Phoenix, AZ	X @washington_tru	@ truashington
4	KAYDE DOTSON	cade	G	Fr.	6-2	Beaumont, TX	X @iamkaydedotson	@ kayde_._
6	ATIKI ALLY ATIKI	ah-TEE-kee ollie	F	Sr.	6-10	Mwanza, Tanzania	X @AtikiAtiki1	@ atikially3a
7	IBRAHIMA SACKO	E-bra-HE-ma SOCK-oh	F	So.	6-6	Conakry, Guinea		@ sacko0812
8	FILIP BOROVCANIN	bor-oh-VEECH-an-in	F	Jr.	6-9	Belgrade, Serbia	X @borovicinan_4	@ borovicinan_4
11	QUINTON WEBB		G	R-So.	6-6	San Bernardino, CA	X @_quintonwebb5	@ quintonwebb11
13	DANIEL THOMAS		F	Fr.	6-8	Dallas, TX	X @OnlyDaniel	@ danthomas_13
21	DERAJE AGBAOSI	derr-ah-ZHAY ag-BOW-see	F	R-Jr.	6-7	Union, NJ		@ _deraje
22	MUSTAPHA AMZIL	ahm-SEAL	F	Sr.	6-9	Helsinki, Finland	X @CantStaphMe	@ mustaphaamzil
23	NELLY JUNIOR JOSEPH		F	Sr.	6-10	Benin City, Nigeria	X @eazynelz	@ eazynelz
24	JOVAN MILICEVIC	YO-vahn mill-LEECH-ah-vich	F	Fr.	6-10	Toronto, ON		@ jovan.m23
32	SHANE DOUMA-SANCHEZ	DUE-ma	G	R-Fr.	6-1	Laguna Pueblo, NM	X @ds32_shaneshane	@ saucy_shaneshane
35	DYLAN CHAVEZ		G	Fr.	6-5	Albuquerque, NM	X @dylanchavez00	@ dylanchavez0

Head Coach	Richard Pitino	4th Season / Providence, 2005
Associate Head Coach	Isaac Chew	4th Season / Avila, 1999
Assistant Coach	Tarvish Felton	3rd Season / Southern Utah, 1999
Assistant Coach	Aaron Katsuma	2nd Season / Minnesota, 2014
Assistant Coach	Dave Pilipovich	4th Season / Thiel, 1986
Assistant Coach/Video Coordinator	Danny Walters	3rd Season / Texas A&M, 2020
Director of Basketball Operations	Peyton Stephens	4th Season / Texas A&M, 2019
Strength & Conditioning Coach	Matthew Flores	4th Season / Arizona State, 2012
Sports Medicine	Grant Smith	1st Season / Missouri, 2020
Communications	Steve Kirkland	4th Season / Penn State, 2001

## THE LAST TIME

### A NEW MEXICO PLAYER...

- **Scored 30 points:** Donovan Dent (30) vs. Arizona State (11/28/24)
- **Scored 35 points:** Jaelen House (42) at Air Force (2/5/22)
- **Scored 40 points:** Jaelen House (42) at Air Force (2/5/22)
- **Two players with 20 points:** Donovan Dent (30) and Mustapha Amzil (28), vs. Arizona State (11/28/24)
- **Two players with 25 points:** Donovan Dent (30) and Mustapha Amzil (28), vs. Arizona State (11/28/24)
- **Three players with 20 points:** Corey Manigault (28), Zane Martin (23) & Vance Jackson (20) vs. Wyoming (2/8/20)
- **20-point game off the bench:** Tru Washington (21) vs. New Mexico State (12/2/23)
- **20-points in one half:** Jaelen House (26<sup>1</sup>) vs. New Mexico State (12/2/23)
- **All five players with back-to-back 30-point games:** Ruben Douglas (2/24/03-3/1/03)
- **One player scored in double figures:** at Air Force (2/24/21)
- **No players scored in double figures:** at Boise State (12/23/20)
- **Five players scored in double figures:** vs. Texas Southern (11/24/24)
- **All five starters scored in double figures:** at San Jose State (1/24/24)
- **Six players scored in double figures:** vs. Utah State (1/16/24)
- **Had 15 rebounds:** Nelly Junior Joseph (16) vs. Nicholls (11/4/24)
- **Had 20 rebounds:** Carlton Bragg (20) at Wyoming (3/9/19)
- **Two players with 10 rebounds:** Nelly Junior Joseph (16) & Mustapha Amzil (13) vs. Nicholls (11/4/24)
- **Double-Double:** Nelly Junior Joseph vs. San Jose State (12/4/24)
- **Two players had a double-double:** Nelly Junior Joseph, Mustapha Amzil and Donovan Dent vs. Nicholls (11/4/24)
- **Three players had a double-double:** Nelly Junior Joseph, Mustapha Amzil and Donovan Dent vs. Nicholls (11/4/24)
- **Double-Double with points and assists:** Donovan Dent vs. USC (11/29/24)
- **Four Double-Doubles in a row:** Morris Udeze (1/7/23-1/17/23)
- **Triple-Double:** Luc Longley vs. Penn State (3/28/90) *NIT*
- **20 points and 20 rebounds:** Carlton Bragg (22/20) at Wyoming (3/9/19)
- **10 assists:** Donovan Dent (11) vs. USC (11/29/24)
- **5 Blocked Shots:** Atiki Ally Atiki (5) vs. A&M-Corpus Christi (11/12/24)
- **5 Steals:** Tru Washington (5) vs. Grambling State (11/21/24)
- **Led UNM in Points, Rebounds and Assists:** Makuach Malauch at Fresno State (1/30/21)
- **Hit a last second shot to win a game (1.0 or later):** Donovan Dent vs. UT Arlington (11/16/23), layup with 0.5 left to win 82-80
- **Played the entire game:** Jaelen House at Air Force (2/5/22)
- **Played 40 or more minutes:** Four players at Nevada (2ot) (1/23/23)

### NEW MEXICO TEAM...

- **Won in Overtime:** 81-79 vs. Boise State (1/20/23)
- **Lost in Overtime:** 94-97 at Nevada (2ot) (1/23/23)
- **Played Two Overtimes:** L, 94-97 (2ot) at Nevada (1/23/23)
- **Played Three Overtimes:** W, 104-99 (3ot) vs. Fresno State (3/8/96) *WACT*
- **Shot 70 percent for a Half:** 73.3 (22-30)<sup>2</sup>, vs. Houston Baptist (12/22/19)
- **Shot 60 percent in a Game:** 60.4 (32-53) vs. New Mexico State (12/2/23)
- **Shot less than 30 percent in a Game:** 29.7 (19-64) vs. Clemson (3/22/24) *NCAA*
- **Shot 90 percent from the free throw line:** 92.3 (12-13) vs. Air Force (3/13/24) *MWT*
- **Shot 50 percent from 3-point line:** 50.0 (11-21) vs. Nevada (1/28/24)
- **Shot less than 30 percent in a half:** 24.1 (19-64)<sup>2</sup>, vs. Clemson (3/22/24) *NCAA*
- **Shot less than 20 percent in a half:** 19.2 (5-26)<sup>1</sup>, vs. Utah State (1/6/21)
- **Shot 55 percent or better and lost:** 59.6 (31-52) vs. New Mexico State (11/17/18)
- **Attempted 50 FTs:** 52 at UTEP (1/2/08)
- **Made 30 FTs:** 36 vs. UTSA (12/10/22)
- **Made 10 3-pt FGs:** 11, vs. Texas Southern (11/24/24)
- **Failed to make a 3-pt FG:** vs. Washington State (12/25/15)
- **Had 50 rebounds:** 50, vs. Nicholls (11/4/24)
- **Had 25 assists:** 26, vs. San Jose State (1/23/21)
- **Had 15 steals:** 15, vs. A&M-Corpus Christi (11/12/24)
- **Had 10 blocks:** 10, vs. Nicholls (11/4/24)
- **Scored 50 pts in a half:** 61<sup>2</sup>, vs. Texas Southern (11/24/24)
- **Scored 60 pts in a half:** 61<sup>2</sup>, vs. Texas Southern (11/24/24)
- **Scored 100 pts (MW):** 108, at Colorado State (2/28/18)
- **Scored 100 pts (non-conf):** 100, vs. A&M-Corpus Christi (11/12/24)
- **Scored under 20 pts in 1st half:** 19, at Fresno State (1/28/21)
- **Scored under 20 pts in 2nd half:** 18, at UNLV (1/18/21)
- **Scored under 50 pts in a game:** 46, at UNLV (1/18/21)
- **Never trailed:** vs. UCLA (11/8/24)

### AN OPPOSING PLAYER...

- **Scored 30 points:** Max Rice (35), Boise State (1/31/24)
- **Scored 35 points:** Max Rice (35), Boise State (1/31/24)
- **Scored 40 points:** Jordan Caroline (45), Nevada (1/7/17)
- **Two players with 20 points:** Josh Uduje (22) & Will McClendon (20), San Jose State (12/4/24)
- **Two players with 25 points:** Graham Ike (29) & Hunter Maldonado (25), at Wyoming (1/22/22)
- **Three players with 20 points:** Will Baker (28), Jarod Lucas (22) & Kenan Blackshear (20), at Nevada (1/13/23)
- **20-point game off the bench:** Max Rice (22), Boise State (12/23/20)
- **One player scored in double figures:** Grambling State (11/21/24)
- **No players scored in double figures:** Nevada (1/28/24)
- **Five players scored in double figures:** at St. John's (11/17/24)
- **All five starters scored in double figures:** at St. John's (11/17/24)
- **Six players scored in double figures:** Utah State (1/8/22)
- **Had 15 rebounds:** Tyler Bilodeau (15), vs. UCLA (11/8/24)
- **Had 20 rebounds:** Ryan Watkins (22), Boise State (1/21/14)
- **Two players with 10 rebounds:** RJ Luis, Jr. (11) & Zuby Ejiofor (10), at St. John's (11/17/24)
- **Double-Double:** Robert Vaihola, San Jose State (12/4/24)
- **Two players had a double-double:** RJ Luis, Jr. & Zuby Ejiofor, at St. John's (11/17/24)
- **Double-Double with points and assists:** Isaiah Stevens, at Colorado State (3/3/23)
- **Triple-Double:** Omari Moore, at San Jose State (2/20/22)
- **10 assists:** Alvaro Cardenas (10), at San Jose State (1/24/24)
- **5 Blocked Shots:** Neemias Queta (5), Utah State (1/6/21)
- **5 Steals:** Skyy Clark (6), vs. UCLA (11/8/24)
- **Hit a last second shot to win a game (1.0 or later):** Lamont Butler, San Diego State (2/25/23), three-pointer as time expired to win 73-71

### OPPONENT TEAM...

- **Shot 70 percent for a Half:** 73.1 (19-26)<sup>2</sup>, at Air Force (2/10/23)
- **Shot 60 percent in a Game:** 66.0 (35-53) at Air Force (2/10/23)
- **Shot less than 30 percent in a Game:** 29.4 (20-68), Boise State (3/14/24) *MWT*
- **Shot 90 percent from the free throw line:** 100.0 (5-5), at San Jose State (1/24/24)
- **Shot 50 percent from 3-point line:** 50.0 (9-18), Texas Southern (11/24/24)
- **Shot less than 30 percent in a half:** 27.6 (8-29)<sup>2</sup>, San Diego State (3/16/24) *MWT*
- **Shot less than 20 percent in a half:** 18.5 (5-27)<sup>1</sup>, at Fresno State (1/28/21)
- **Shot 55 percent or better and lost:** 57.8 (37-64) at Wyoming (2/20/18)
- **Attempted 50 FTs:** 50, New Mexico State (12/11/82)
- **Made 30 FTs:** 35, Utah State (3/14/19)
- **Made 10 3-pt FGs:** 10, San Jose State (12/4/24)
- **Failed to make a 3-pt FG:** New Mexico State (12/16/15)
- **Had 50 rebounds:** 52, Boise State (1/15/22)
- **Had 25 assists:** 27, at Colorado State (3/3/21)
- **Had 15 steals:** 15, UAB (11/25/21)
- **Had 10 blocks:** 10, Utah State (1/6/21)
- **Scored 50 pts in a half:** 51<sup>2</sup>, vs. Arizona State (11/28/24)
- **Scored 60 pts in a half:** 61<sup>2</sup>, at Wyoming (2/20/18)
- **Scored 100 pts (MW):** 105, at Colorado State (1/15/20)
- **Scored 100 pts (non-conf):** 100, at New Mexico State (12/4/18)
- **Scored under 20 pts in 1st half:** 19, at Fresno State (1/28/21)
- **Scored under 20 pts in 2nd half:** 19, New Mexico State (12/3/14)
- **Scored under 50 pts in a game:** 46, Northern New Mexico (2/11/22)
- **Never trailed:** at Saint Mary's (11/9/23)

### COMEBACKS...

	New Mexico Comeback	Opponent Comeback
Trailing at Half	Wyoming (3/8/23) <sup>35-38 / 87-76</sup>	vs. Arizona St (11/28/24) <sup>34-37 / 85-82</sup>
Trailing w/8:00 left	San Jose St (12/4/24) <sup>63-69 / 83-77</sup>	vs. Arizona St (11/28/24) <sup>60-62 / 85-82</sup>
Trailing w/4:00 left	San Jose St (12/4/24) <sup>73-75 / 83-77</sup>	Air Force (2/24/24) <sup>67-70 / 78-77</sup>
Trailing w/2:00 left	at Wyoming (12/31/22) <sup>72-74 / 76-75</sup>	Air Force (2/24/24) <sup>70-72 / 78-77</sup>
Trailing w/1:00 left	at NMSU (12/15/23) <sup>68-72 / 73-72</sup>	Air Force (2/24/24) <sup>73-76 / 77-77</sup>
Trailing any pt in final 30 sec of 2nd half or 30 sec of OT	vs. CSU (2/21/24) <sup>65-66(07) / 68-66</sup>	Air Force (2/24/24) <sup>75-77 (08) / 78-77</sup>





# 2024-25 LOBO BASKETBALL

## NEW MEXICO UTEP

74  
70

GAME #0 (exhibition)  
Oct. 28, 2024  
The Pit (10,359)  
Albuquerque, NM

UTEP	FG	3FG	FT	O-D-T	PF	TP	A	TO	BS	S	MP
Frazier*	8-14	4-6	1-1	1-0-1	3	21	1	0	1	2	22
34 Kalu*	3-6	0-0	1-2	2-2-4	3	7	0	0	0	0	17
4 Camper*	1-5	0-1	0-0	0-2-2	3	2	1	1	0	2	30
5 Terrell*	2-6	0-0	1-1	2-0-2	5	5	4	1	0	3	22
13 Barnes*	2-8	1-4	2-2	0-3-3	4	7	4	2	0	3	27
1 Thomas	1-4	1-2	1-2	0-2-2	1	4	1	0	0	0	16
3 Hebb	1-1	0-0	0-0	0-0-0	0	2	0	2	0	0	5
11 Horton	0-3	0-3	2-2	0-3-3	5	2	0	1	0	0	20
12 Bynum	2-10	1-6	1-1	0-4-4	1	6	1	2	0	2	19
32 Hamilton	5-7	0-0	0-0	3-2-5	2	10	0	0	0	0	11
33 Jones	1-6	0-2	2-2	0-1-1	0	4	0	1	2	0	11
TEAM				1-2-3							
Totals	26-70	7-24	11-13	9-21-30	27	70	12	11	3	12	200
UNM	FG	3FG	FT	O-D-T	PF	TP	A	TO	BS	S	MP
8 Borovicainin*	0-2	0-1	1-1	1-3-5	0	1	2	1	0	1	20
22 Amzli*	1-8	0-5	4-4	2-9-11	0	6	1	1	1	0	20
23 Joseph*	3-7	0-0	1-5	4-12-16	3	7	1	4	5	0	30
2 Dent*	5-6	1-1	8-10	0-0-0	2	19	5	5	0	0	32
3 Washington*	5-12	3-5	4-5	2-4-6	1	17	2	2	0	4	28
0 Noland	0-4	0-3	2-2	0-1-1	1	2	0	4	0	1	16
1 Appelhans	0-3	0-3	4-4	0-3-3	0	4	0	1	0	1	8
4 Dotson	0-1	0-1	1-2	0-1-1	1	1	0	3	1	0	8
6 Atiki	1-2	0-0	2-2	3-1-4	3	4	1	2	0	1	10
7 Sacko	2-4	0-1	0-0	2-0-2	0	4	1	0	2	0	12
11 Webb	1-2	0-1	0-1	0-1-1	1	2	0	1	1	1	8
24 Milicevic	3-4	1-2	0-0	1-2-3	1	7	1	1	1	0	8
TEAM				3-0-3							
Totals	21-55	5-23	27-36	19-37-56	13	74	14	25	11	9	200
	1st	2nd	Total			FG%	3FG%	FT%			
UTEP	30	40	70			37.1	29.2	84.6			
New Mexico	36	38	74			38.2	21.7	75.0			

Points in the Paint-UTEP 38, UNM 28; Points off Turnovers-UTEP 17, UNM 14  
2nd Chance Points-UTEP 10, UNM 19; Fast Break Points-UTEP 10, UNM 16  
Bench Points-UTEP 28, UNM 24. Score Tied-2 times. Lead changed-4 times.  
Largest lead-UTEP by 1 1st-9:50, UNM by 14 2nd-5:01.  
UTEP led for 0:46, UNM led for 38:38, Game tied 0:36.  
Officials: Mike Littlewood, Deldre Carr, Bianca Burns  
Technical: none

## NEW MEXICO NICHOLLS

91  
84

GAME #1  
Nov. 4, 2024  
The Pit (10,609)  
Albuquerque, NM

NICH (0-1)	FG	3FG	FT	O-D-T	PF	TP	A	TO	BS	S	MP
6 Myles*	3-6	1-3	0-0	1-4-5	5	7	1	1	0	1	14
15 West*	3-7	0-0	4-5	3-6-9	3	10	2	4	3	0	35
1 English*	2-10	1-3	2-6	0-4-4	2	7	8	5	0	0	27
2 Brown*	8-16	6-12	1-2	1-3-4	2	23	3	1	0	0	39
10 Cornish*	4-16	4-14	2-2	1-6-7	3	14	0	1	0	1	26
0 Collins	3-3	0-0	0-0	2-3-5	5	6	1	1	0	0	18
3 Searles	1-4	0-1	0-1	0-4-4	0	2	1	0	1	0	8
5 Malone	1-1	0-0	0-0	1-2-3	1	2	1	3	0	1	14
9 Gray	5-9	3-4	0-0	2-1-3	3	13	1	0	0	1	19
TEAM				3-2-5							
Totals	30-72	15-37	9-16	14-35-49	24	84	18	17	4	4	200
UNM (1-0)	FG	3FG	FT	O-D-T	PF	TP	A	TO	BS	S	MP
8 Borovicainin*	2-6	1-4	0-0	2-5-7	2	5	2	1	0	0	19
22 Amzli*	5-15	1-9	2-2	5-8-13	3	13	2	0	2	0	32
23 Joseph*	9-15	0-0	10-12	6-10-16	2	28	2	3	3	2	36
2 Dent*	5-11	0-2	5-7	0-0-0	0	15	11	2	1	3	38
3 Washington*	4-8	2-3	2-2	1-3-4	4	12	0	1	0	2	20
0 Noland	4-14	1-9	1-3	2-1-3	2	10	1	1	3	1	22
1 Appelhans	1-4	0-0	0-0	0-0-0	0	3	0	0	0	1	9
4 Dotson	1-4	1-4	0-2	0-0-0	2	3	0	0	0	0	10
6 Atiki	0-3	0-0	0-0	0-1-1	0	0	0	0	1	0	4
11 Webb	0-0	0-0	0-0	0-0-0	0	0	0	0	0	0	1
24 Milicevic	0-1	0-1	2-4	0-1-1	1	2	0	0	0	1	8
TEAM				2-3-5							
Totals	31-81	7-36	22-32	18-32-50	16	91	18	8	10	10	200
	1st	2nd	Total			FG%	3FG%	FT%			
Nicholls	43	41	84			41.7	40.5	68.8			
New Mexico	48	43	91			38.3	19.4	68.8			

Points in the Paint-NICH 30, UNM 46; Points off Turnovers-NICH 6, UNM 23  
2nd Chance Points-NICH 16, UNM 17; Fast Break Points-NICH 13, UNM 27  
Bench Points-NICH 23, UNM 18. Score Tied-7 times. Lead changed-2 times.  
Largest lead-NICH by 3 1st-10:33, UNM by 12 2nd-7:07.  
NICH led for 4:09, UNM led for 32:02, Game tied 3:49.  
Officials: Scott Brown, Jim Bruno, Crystal Hogan  
Technical: none

## NEW MEXICO #22 UCLA

72  
64

GAME #2  
Nov. 8, 2024  
Lee's Family Forum (1,497)  
Henderson, NV

UNM (2-0)	FG	3FG	FT	O-D-T	PF	TP	A	TO	BS	S	MP
8 Borovicainin*	2-2	2-2	0-0	0-2-2	3	6	3	1	0	0	24
22 Amzli*	3-7	2-4	0-0	0-4-4	4	8	0	3	2	0	28
23 Joseph*	5-9	0-0	6-8	4-8-12	3	16	0	4	1	2	33
2 Dent*	8-13	0-1	1-4	0-1-1	1	17	8	9	0	2	34
3 Washington*	1-7	0-3	1-2	2-3-5	2	3	2	3	0	5	30
0 Noland	2-5	1-2	8-8	0-1-1	5	13	1	0	0	3	19
1 Appelhans	1-1	1-1	0-0	0-1-1	1	3	0	0	0	0	4
4 Dotson	0-1	0-1	0-0	0-1-1	0	0	0	2	0	0	6
6 Atiki	2-2	0-0	0-0	0-1-1	1	4	0	0	0	0	7
7 Sacko	1-1	0-0	0-1	0-1-1	4	2	0	0	0	0	10
11 Webb	0-1	0-1	0-0	0-0-0	0	0	0	0	0	0	2
24 Milicevic	0-0	0-0	0-0	0-0-0	2	0	0	0	0	0	2
TEAM				2-3-5							
Totals	25-49	6-15	16-23	8-26-34	26	72	14	24	3	12	200
UCLA (1-1)	FG	3FG	FT	O-D-T	PF	TP	A	TO	BS	S	MP
3 Dailey*	1-3	1-2	2-2	1-2-3	4	5	1	2	0	0	15
34 Bilodeau*	8-20	2-7	5-8	7-8-15	3	23	0	3	1	2	33
0 Johnson*	2-4	0-2	3-4	2-2-4	4	7	5	1	0	1	26
2 Andrews*	2-6	0-3	0-0	0-0-0	2	4	2	6	0	1	30
55 Clark*	3-9	1-4	0-0	0-0-0	2	7	1	1	0	6	29
1 Perry	1-4	1-2	5-7	1-2-3	3	8	2	1	0	2	23
10 Stefanovic	1-4	0-3	0-0	2-1-3	2	2	0	3	0	0	15
12 Mack	0-0	0-0	2-2	0-0-0	1	2	2	3	0	0	10
15 Mara	0-0	0-0	0-0	0-0-0	1	0	0	0	0	0	5
24 Kyle	2-5	0-0	2-4	0-4-4	2	6	0	1	2	0	15
TEAM				1-1-2							
Totals	20-55	5-23	19-27	14-20-34	24	64	13	21	3	12	200
	1st	2nd	Total			FG%	3FG%	FT%			
New Mexico	41	31	72			51.0	40.0	69.6			
UCLA	30	34	64			36.4	21.7	70.4			

Points in the Paint-UNM 36, UCLA 24; Points off Turnovers-UNM 21, UCLA 15  
2nd Chance Points-UNM 2, UCLA 12; Fast Break Points-UNM 17, UCLA 10  
Bench Points-UNM 27, UCLA 18. Score Tied-1 time. Lead changed-0 times.  
Largest lead-UNM by 16 2nd-14:29, UCLA - none.  
UNM led for 39:31, UCLA led for 0:00, Game tied 0:29.  
Officials: Paul Szelc, Mike Reed, Keith Kimble  
Technical: none

## NEW MEXICO TAMU-CC

100  
81

GAME #3  
Nov. 12, 2024  
The Pit (11,160)  
Albuquerque, NM

TAMU-CC (1-2)	FG	3FG	FT	O-D-T	PF	TP	A	TO	BS	S	MP
6 S.Williams*	4-8	0-0	0-2	3-3-6	2	8	0	1	0	1	19
12 Dease*	5-6	0-1	1-2	2-5-7	1	11	7	4	0	0	27
33 Clark*	5-8	1-2	8-9	1-4-5	3	19	1	2	0	0	29
2 Roberts*	2-6	2-5	0-0	0-2-2	2	6	0	1	1	0	18
10 L.Williams*	2-5	0-0	1-5	0-3-3	3	5	3	2	1	1	20
0 Torbor	0-0	0-0	0-0	0-0-0	1	0	0	1	0	1	3
1 Wright-Forde	3-5	0-0	3-5	0-2-2	3	9	2	3	1	0	15
3 Villegas	0-0	0-0	0-0	0-0-0	0	0	0	0	0	0	4
4 Parker	0-4	0-4	1-2	0-1-1	3	1	4	3	0	1	12
5 Dennis	3-3	1-1	0-2	0-0-0	2	7	2	0	0	0	10
13 Jackson	4-5	0-0	1-4	0-5-5	4	9	1	0	1	1	22
21 Walker	0-1	0-0	0-0	0-1-1	2	0	0	2	0	1	7
24 Potter	1-4	1-3	3-4	0-0-0	0	6	0	3	0	1	14
TEAM				3-4-7							
Totals	29-55	5-16	18-35	9-30-39	26	81	20	22	4	7	200
UNM (3-0)	FG	3FG	FT	O-D-T	PF	TP	A	TO	BS	S	MP
8 Borovicainin*	0-5	0-2	0-0	1-0-1	2	0	0	1	0	0	14
22 Amzli*	3-9	1-5	5-6	2-5-7	3	12	2	4	2	2	27
23 Joseph*	5-6	0-0	0-3	3-6-9	4	10	1	2	2	2	16
2 Dent*	7-10	1-1	10-14	0-0-0	2	25	10	0	0	2	30
3 Washington*	5-12	1-4	4-7	3-2-5	3	15	2	1	0	2	31
0 Noland	1-7	1-5	2-2	0-3-3	5	5	1	3	0	3	16
1 Appelhans	1-1	1-1	0-0	0-2-2	0	3	0	0	0	1	10
4 Dotson	6-7	3-4	3-4	0-1-1	2	18	3	1	0	2	15
6 Atiki	4-4	0-0	1-3	1-4-5	2	9	2	0	5	0	21
7 Sacko	1-1	1-1	0-0	0-1-1	4	3	0	1	0	1	14
11 Webb	0-0	0-0	0-0	0-1-1	0	0	0	1	0	0	4
24 Milicevic	0-0	0-0	0-0	0-0-0	1	0	0	0	0	0	2
TEAM				1-1-2							
Totals	33-62	9-23	25-39	11-26-37	28	100	22	14	9	15	200
	1st	2nd	Total			FG%	3FG%	FT%			
A&M-Corpus Christi	34	47	81			52.7	31.3	51.4			
New Mexico	49	51	100			53.2	39.1	64.1			

Points in the Paint-TAMUCC 3





# 2024-25 LOBO BASKETBALL

## NEW MEXICO TEXAS SOUTHERN 68

GAME #6  
Nov. 24, 2024  
The Pit (11,286)  
Albuquerque, NM

TXSO (1-5)	FG	3FG	FT	O-D-T	PF	TP	A	TO	BS	S	MP
1 Hunter*	4-12	0-0	0-0	1-4-5	4	8	0	1	2	1	30
0 Jackson-Posey*	1-3	1-3	0-0	0-3-3	2	3	1	2	0	0	11
2 McClain*	6-12	2-5	11-	0-1-1	3	15	6	5	0	0	28
7 Hayes*	2-7	2-2	4-4	1-0-1	0	10	3	1	0	1	25
23 Posey*	1-2	0-0	0-0	0-1-1	5	2	0	2	0	0	14
5 Wysinger	2-4	1-1	7-8	0-4-4	0	12	2	1	0	0	16
8 Anderson	1-4	0-0	1-2	0-2-2	1	3	1	1	0	1	22
12 Mortle	2-5	1-2	0-0	0-4-4	2	5	1	0	0	0	13
14 Granger	2-3	2-3	0-0	1-2-3	1	6	0	1	0	1	17
20 Koureissi	2-6	0-1	0-2	3-4-7	0	4	0	3	1	0	19
32 Farooq	0-1	0-1	0-0	0-0-0	0	0	0	1	0	0	6
TEAM				3-2-5							
Totals	23-59	9-18	13-17	9-27-36	19	68	14	20	3	4	200
UNM (5-1)	FG	3FG	FT	O-D-T	PF	TP	A	TO	BS	S	MP
22 Amzil*	6-15	2-6	4-6	0-2-2	1	18	1	0	0	0	29
23 Joseph*	2-4	0-1	4-6	1-7-8	3	8	1	2	3	2	23
0 Noland*	3-6	0-2	0-1	2-6-8	2	6	1	1	0	2	21
2 Dent*	4-9	0-1	3-4	1-1-2	2	11	5	0	1	1	25
3 Washington*	8-13	3-4	0-1	5-5-10	1	19	3	1	0	4	28
1 Appelhans	1-3	1-2	0-0	0-0-0	0	3	2	0	2	1	14
4 Dotson	3-6	3-5	1-2	0-0-0	1	10	2	0	0	0	15
6 Atiki	2-4	0-0	0-0	2-0-2	0	4	1	1	2	0	13
7 Sacko	2-3	0-1	0-0	1-0-1	2	4	0	1	1	0	5
8 Boroviccanin	5-6	1-2	0-0	0-4-4	2	11	2	1	0	0	10
11 Webb	1-2	0-0	0-1	1-1-2	1	2	0	0	0	0	8
24 Milicevic	1-4	1-3	0-0	0-1-1	1	3	1	0	0	0	10
TEAM				1-2-3							
Totals	38-75	11-27	12-21	14-29-43	16	99	19	7	9	10	200
Texas Southern	31	37	68			39.0	50.0				
New Mexico	38	61	99			50.7	40.7				

Points in the Paint-TXSO 18, UNM 52; Points off Turnovers-TXSO 2, UNM 30  
2nd Chance Points-TXSO 6, UNM 24; Fast Break Points-TXSO 14, UNM 29  
Bench Points-TXSO 30, UNM 37. Score Tied-2 times. Lead changed-2 times.  
Largest lead-TXSO by 2 1st-2:27, UNM by 39 2nd-3:31.  
TXSO led for 0:32, UNM led for 37:13, Game tied 2:15.  
Officials: Tommy Nunez, Crystal Hogan, Daniel Nguyen  
Technical: UNM-Washington; TXSO-Coach Jones, Posey

## ARIZONA STATE NEW MEXICO 82

GAME #7  
Nov. 28, 2024  
Acrisure Arena (732)  
Palm Desert, CA

ASU (6-1)	FG	3FG	FT	O-D-T	PF	TP	A	TO	BS	S	MP
8 Jihad*	5-9	3-4	7-10	2-4-6	4	20	0	1	0	1	26
21 Quaintance*	2-8	0-1	0-3	4-4-8	2	4	1	1	3	1	29
1 Mason*	3-8	1-2	4-4	0-3-3	4	11	5	1	1	1	33
10 Freeman*	4-6	1-3	7-8	0-3-3	2	16	3	2	0	1	28
44 Miller*	3-6	2-3	0-0	0-1-1	2	8	2	2	0	1	28
3 Sanon	6-11	2-5	5-5	1-1-2	1	19	3	1	0	0	32
5 Ali	1-4	0-1	0-0	0-1-1	2	2	1	0	0	0	11
9 Phillips	2-3	0-0	1-2	0-4-4	4	5	1	1	0	0	14
TEAM				2-4-6							
Totals	26-55	9-19	24-32	9-25-34	22	85	16	10	4	5	200
UNM (5-2)	FG	3FG	FT	O-D-T	PF	TP	A	TO	BS	S	MP
22 Amzil*	6-16	3-9	13-14	3-5-8	4	28	0	2	0	0	35
23 Joseph*	1-3	0-0	1-1	2-5-7	4	3	1	5	0	1	25
0 Noland*	4-7	3-3	2-2	0-4-4	3	13	2	1	0	2	30
2 Dent*	9-21	0-1	12-15	0-1-1	2	30	7	0	1	0	35
3 Washington	1-8	0-3	0-0	3-2-5	4	2	0	0	0	2	27
1 Appelhans	0-0	0-0	0-0	0-1-1	0	0	0	0	0	0	4
4 Dotson	0-0	0-0	0-0	0-0-0	0	0	0	0	0	0	5
6 Atiki	1-2	0-0	0-0	1-4-5	4	2	0	0	2	0	15
7 Sacko	0-1	0-0	0-0	0-1-1	1	0	0	2	0	0	5
8 Boroviccanin	2-5	0-0	0-0	1-0-1	3	4	0	1	0	1	16
24 Milicevic	0-0	0-0	0-0	0-0-0	1	0	0	0	0	0	2
TEAM				4-1-5							
Totals	24-63	6-16	28-32	14-24-38	26	82	10	11	3	6	200
Arizona State	34	51	85			47.3	47.4				
New Mexico	37	45	82			38.1	37.5				

Points in the Paint-ASU 26, UNM 34; Points off Turnovers-ASU 15, UNM 13  
2nd Chance Points-ASU 10, UNM 8; Fast Break Points-ASU 5, UNM 7  
Bench Points-ASU 26, UNM 6. Score Tied-10 times. Lead changed-7 times.  
Largest lead-ASU by 13 1st-5:48, UNM by 9 2nd-15:18.  
ASU led for 18:09, UNM led for 17:08, Game tied 4:43.  
Officials: Terry Oglesby, Bill Vinovich, Alexander Thompson  
Technical: ASU-Phillips, Coach Hurley

## NEW MEXICO USC 83

GAME #8  
Nov. 29, 2024  
Acrisure Arena (310)  
Palm Desert, CA

USC (5-3)	FG	3FG	FT	O-D-T	PF	TP	A	TO	BS	S	MP
0 Thomas*	4-7	1-4	0-0	0-7-7	2	9	5	5	0	3	37
5 Williams*	3-6	2-4	3-4	0-4-4	0	11	2	1	0	1	27
33 Cohen*	6-9	0-0	2-3	1-0-1	2	14	0	0	0	0	17
1 Claude*	5-9	1-1	2-2	0-2-2	2	13	2	3	0	3	32
7 Agbo*	4-12	3-6	2-2	2-5-7	5	13	2	3	0	2	40
2 Elohim	0-0	0-0	0-0	0-2-2	1	0	0	1	0	0	9
3 Knowling	1-4	0-0	0-0	1-1-2	2	2	0	0	0	1	11
4 Pope	0-0	0-0	0-0	0-0-0	1	0	0	0	0	0	0+
6 Yates	0-2	0-1	0-0	1-0-1	0	0	1	1	0	0	6
8 Patton	3-4	0-0	1-3	1-2-3	2	7	0	0	0	1	7
9 Shelley	0-1	0-1	1-2	0-0-0	1	1	1	0	0	0	6
12 Agee	1-1	0-0	1-2	0-0-0	0	3	0	1	0	0	8
TEAM				2-1-3							
Totals	27-55	7-17	12-18	8-24-32	18	73	13	16	0	11	200
UNM (6-2)	FG	3FG	FT	O-D-T	PF	TP	A	TO	BS	S	MP
22 Amzil*	3-6	1-2	3-5	1-2-3	0	10	0	3	0	1	29
23 Joseph*	5-8	0-0	5-6	4-2-6	2	15	1	2	2	0	26
0 Noland*	3-8	0-4	0-4	0-3-3	3	6	0	1	0	2	23
2 Dent*	6-12	1-2	4-4	1-5-6	1	17	11	4	1	1	36
3 Washington*	7-12	3-7	3-4	1-3-4	1	20	4	3	0	2	32
1 Appelhans	3-7	2-5	1-1	1-0-1	1	9	0	0	0	0	17
4 Dotson	0-0	0-0	0-0	0-0-0	2	0	0	0	0	0	4
6 Atiki	2-2	0-0	0-0	0-3-3	1	4	0	0	2	0	12
8 Boroviccanin	0-1	0-1	0-0	0-0-0	0	0	0	0	0	1	8
11 Webb	0-0	0-0	0-0	0-0-0	2	0	0	1	0	0	2
24 Milicevic	1-2	0-0	0-0	1-1-2	1	2	1	0	0	1	11
TEAM				2-2-4							
Totals	30-58	7-21	16-24	11-21-32	14	83	17	14	5	8	200
USC	30	43	73			49.1	41.2				
New Mexico	39	44	83			51.7	33.3				

Points in the Paint-USC 38, UNM 40; Points off Turnovers-USC 16, UNM 17  
2nd Chance Points-USC 9, UNM 12; Fast Break Points-USC 8, UNM 12  
Bench Points-USC 13, UNM 15. Score Tied-1 time. Lead changed-4 times.  
Largest lead-USC by 4 1st-17:35, UNM by 20 2nd-5:58.  
USC led for 2:21, UNM led for 35:59, Game tied 1:40.  
Officials: John Hampton, Michael Greenstein, Bill Vinovich  
Technical: none

## NEW MEXICO SAN JOSE ST 77

GAME #9  
Dec. 4, 2024  
The Pit (10,658)  
Albuquerque, NM

SJSU (4-6, 0-1)	FG	3FG	FT	O-D-T	PF	TP	A	TO	BS	S	MP
22 Vaihola*	3-3	0-0	4-6	3-8-11	2	10	3	3	4	0	23
0 Yap*	0-7	0-4	0-0	1-4-5	4	0	4	2	0	0	33
1 McClendon*	6-12	4-7	4-4	0-1-1	2	20	2	0	1	1	35
6 Hall*	3-13	0-2	2-3	1-5-6	4	8	2	0	2	1	30
9 Uduje*	8-14	3-4	3-3	0-1-1	3	22	1	3	0	3	35
5 Davis	1-3	0-1	4-5	1-2-3	2	6	0	0	0	0	27
13 Washington	1-2	1-1	0-0	0-0-0	1	3	1	1	0	0	10
24 NganG	3-3	2-2	0-0	0-1-1	4	8	0	1	0	1	7
TEAM				1-2-3							
Totals	25-56	10-21	17-21	7-24-31	22	77	13	10	7	6	200
UNM (7-2, 1-0)	FG	3FG	FT	O-D-T	PF	TP	A	TO	BS	S	MP
22 Amzil*	6-12	1-3	6-9	5-4-9	2	19	3	0	2	1	37
23 Joseph*	5-11	0-0	6-6	2-8-10	3	16	2	2	0	1	35
1 Appelhans*	1-5	1-4	0-0	0-2-2	0	3	1	0	1	0	19
2 Dent*	6-16	1-2	7-10	0-3-3	2	20	5	4	1	1	38
3 Washington*	5-13	3-7	0-0	2-3-5	0	13	2	2	0	0	31
4 Dotson	0-0	0-0	0-0	0-0-0	1	0	1	0	0	0	2
6 Atiki	1-2	0-0	1-2	1-0-1	2	3	0	0	0	2	5
7 Sacko	0-1	0-0	0-2	0-0-0	0	0	0	0	0	1	2
8 Boroviccanin	4-5	1-1	0-1	1-6-7	2	9	3	0	0	1	31
24 Milicevic	0-0	0-0	0-0	0-0-0	1	0	0	0	0	0	1
TEAM				5-0-5							
Totals	28-65	7-17	20-30	16-26-42	13	83	17	9	4	7	200
San Jose State	38	39	77			44.6	47.6				
New Mexico	39	44	83			43.1	41.2				

Points in the Paint-SJSU 30, UNM 40; Points off Turnovers-SJSU 9, UNM 6  
2nd Chance Points-SJSU 5, UNM 8; Fast Break Points-SJSU 9, UNM 12  
Bench Points-SJSU 17, UNM 12. Score Tied-5 times. Lead changed-15 times.  
Largest lead-SJSU by 13 1st-14:59, UNM by 6 2nd-0:03.  
SJSU led for 31:16, UNM led for 5:17, Game tied 3:27.  
Officials: Nate Harris, Randy Richardson, Kevin Brill  
Technical: none



# 2024-25 LOBO BASKETBALL

## LOBO HIGHS AND LOWS

	SEASON HIGH	SEASON LOW	PITINO ERA HIGH	PITINO ERA LOW
Points	100, vs. TAMUCC (11/12/24)	71, at St. John's (11/17/24)	106, vs. New Mexico State (12/2/23)	47, at San Diego St (1/31/22)
Points (Half)	61 <sup>2</sup> , vs. Texas Southern (11/24/24)	29 <sup>1</sup> , at St. John's (11/17/24)	61 <sup>2</sup> , vs. Texas Southern (11/24/24)	21 <sup>1</sup> , at Utah State (2/22/22)
Victory Margin	+31, vs. Texas Southern (11/24/24)	-	+44, vs. New Mexico State (12/2/23)	-
FGs	38, vs. Texas Southern (11/24/24)	25, vs. UCLA (11/8/24)	39, vs. Utah State (1/16/24)	16, at San Diego St (1/31/22)
FGAs	81, vs. Nicholls (11/4/24)	49, vs. UCLA (11/8/24)	81, vs. Nicholls (11/4/24)	49, twice
FG%	.532, vs. TAMUCC (11/12/24)	.381, vs. Arizona St (11/28/24)	.607, at San Jose State (2/17/23)	.297, vs. Clemson (3/22/24)
FG% (half)	.632 <sup>2</sup> , vs. Texas Southern (11/24/24)	.340 <sup>1</sup> , vs. Nicholls (11/4/24)	.656 <sup>2</sup> , at Wyoming (1/22/22)	.241 <sup>2</sup> , vs. Clemson (3/22/24)
3FGs	11, vs. Texas Southern (11/24/24)	6, twice	17, vs. Utah State (1/8/22)	2, three times
3FGAs	36, vs. Nicholls (11/4/24)	15, vs. UCLA (11/8/24)	36, vs. Nicholls (11/4/24)	9, vs. North Dakota St (11/26/22)
3FG%	.444, at St. John's (11/17/24)	.194, vs. Nicholls (11/4/24)	.636, at San Jose State (2/17/23)	.125, vs. Air Force (2/26/22)
FTs	28, vs. Arizona St (11/28/24)	7, at St. John's (11/17/24)	36, vs. UTSA (12/10/22)	2, at Colorado State (1/19/22)
FTAs	39, vs. TAMUCC (11/12/24)	18, at St. John's (11/17/24)	46, vs. UTSA (12/10/22)	4, at Colorado State (1/19/22)
FT%	.875, vs. Arizona St (11/28/24)	.389, at St. John's (11/17/24)	1.00 vs. Northern NM (2/11/22)	.300, at Utah State (2/22/22)
Off Rebs	18, vs. Nicholls (11/4/24)	8, vs. UCLA (11/8/24)	19, twice	3, twice
Def Rebs	34, vs. Grambling St. (11/21/24)	16, at St. John's (11/17/24)	45, vs. Prairie View A&M (12/20/22)	15, twice
Total Rebs	50, vs. Nicholls (11/4/24)	32, at St. John's (11/17/24)	64, vs. Prairie View A&M (12/20/22)	23, at Wyoming (1/22/22)
Rebound Margin	+11, vs. San Jose State (12/4/24)	-	+27, vs. Prairie View A&M (12/20/22)	-
Fouls	28, vs. TAMUCC (11/12/24)	13, vs. San Jose State (12/4/24)	28, twice	9, twice
Assists	23, vs. Grambling St. (11/21/24)	10, vs. Arizona St (11/28/24)	24, vs. New Mexico State (12/2/23)	5, at San Diego St (1/14/23)
Turnovers	24, vs. UCLA (11/8/24)	7, vs. Texas Southern (11/24/24)	24, vs. UCLA (11/8/24)	4, twice
Blocks	10, vs. Nicholls (11/4/24)	3, twice	<b>14, twice</b>	0, at San Diego St (2/16/24)
Steals	15, vs. TAMUCC (11/12/24)	6, vs. Arizona St (11/28/24)	18, vs. Santa Clara (12/9/23)	1, vs. San Jose St (1/17/23)
Double Figure Scorers	5, three times	3, three times	6, vs. Utah State (1/16/24)	2, numerous times
Players to Score	12, vs. Texas Southern (11/24/24)	7, three times	12, three times	5, twice

## OPPONENT HIGHS AND LOWS

	SEASON HIGH	SEASON LOW	PITINO ERA HIGH	PITINO ERA LOW
Points	85, twice	58, Grambling St. (11/21/24)	97, at Nevada (1/23/23)	46, Northern NM (2/11/22)
Points (Half)	51 <sup>2</sup> , vs. Arizona St (11/28/24)	26 <sup>1</sup> , Grambling St. (11/21/24)	54 <sup>2</sup> , at Boise State (3/2/24)	20 <sup>1</sup> , Western NM (2/6/22)
Victory Margin	+14, at St. John's (11/17/24)	-	+29, at UNLV (1/11/22)	-
FGs	34, at St. John's (11/17/24)	20, vs. UCLA (11/8/24)	37, New Mexico State (12/6/21)	18, three times
FGAs	72, Nicholls (11/4/24)	55, four times	76, Boise State (1/20/23)	46, Fresno State (1/25/22)
FG%	.527, TAMUCC (11/12/24)	.355, Grambling St. (11/21/24)	.660, at Air Force (2/10/23)	.282, Prairie View A&M (12/20/22)
FG% (half)	.630 <sup>2</sup> , TAMUCC (11/12/24)	.323 <sup>1</sup> , Grambling St. (11/21/24)	.741 <sup>2</sup> , at San Jose St (2/20/22)	.216 <sup>1</sup> , North Dakota St (11/26/22)
3FGs	15, Nicholls (11/4/24)	4, at St. John's (11/17/24)	15, Nicholls (11/4/24)	2, twice
3FGAs	37, Nicholls (11/4/24)	16, TAMUCC (11/12/24)	37, Nicholls (11/4/24)	8, UNLV (2/10/24)
3FG%	.500, Texas Southern (11/24/24)	.217, vs. UCLA (11/8/24)	.550, at Colorado State (3/3/23)	.125, Iona (12/18/22)
FTs	24, vs. Arizona St (11/28/24)	7, Grambling St. (11/21/24)	27, three times	2, twice
FTAs	35, TAMUCC (11/12/24)	15, Grambling St. (11/21/24)	38, Boise State (1/15/22)	4, San Diego St (2/25/23)
FT%	.810, San Jose State (12/4/24)	.467, Grambling St. (11/21/24)	1.00, at San Jose St (1/24/24)	.400, New Mexico St (12/6/21)
Off Rebs	22, at St. John's (11/17/24)	7, San Jose State (12/4/24)	<b>29, at San Jose State (2/17/23)</b>	2, vs. Toledo (11/21/23)
Def Rebs	35, Nicholls (11/4/24)	20, vs. UCLA (11/8/24)	38, twice	15, No. Colorado (11/27/22)
Total Rebs	49, twice	31, San Jose State (12/4/24)	52, Boise State (1/15/22)	22, No. Colorado (11/27/22)
Rebound Margin	+17, at St. John's (11/17/24)	-	+27, Boise State (1/15/22)	-
Fouls	26, TAMUCC (11/12/24)	17, at St. John's (11/17/24)	30, Southern Utah (11/7/22)	10, at Colorado St (1/19/22)
Assists	20, twice	13, three times	23, twice	7, Prairie View A&M (12/20/22)
Turnovers	22, twice	10, twice	26, vs. Santa Clara (12/9/23)	4, San Jose State (1/17/23)
Blocks	7, San Jose State (12/4/24)	0, vs. USC (11/29/24)	9, twice	0, numerous times
Steals	12, vs. UCLA (11/8/24)	4, twice	15, vs. UAB (11/25/21)	1, twice
Double Figure Scorers	5, at St. John's (11/17/24)	1, twice	6, Utah State (1/8/22)	0, Nevada (1/28/24)
Players to Score	10, twice	7, San Jose State (12/4/24)	12, UTSA (12/10/22)	5, at Air Force (1/20/24)

Bold denotes school record



# 2024-25 LOBO BASKETBALL

## SUPERLATIVES...

LARGEST LEAD AT ANY TIME:	39 (99-60), vs. Texas Southern (Nov. 24)
LARGEST DEFICIT AT ANY TIME:	16 (24-40), at St. John's (Nov. 17)
LARGEST DEFICIT OVERCOME TO WIN:	13 (2-15), vs. San Jose State (Dec. 4)
LARGEST LEAD SURRENDERED IN A LOSS:	9 (60-51), vs. Arizona State (Nov. 28)
LARGEST HALFTIME LEAD:	15, (49-34), vs. A&M-Corpus Christi (Nov. 12)
LARGEST HALFTIME DEFICIT:	11 (29-40), at St. John's (Nov. 17)
LARGEST HALFTIME DEFICIT OVERCOME TO WIN:	--
LARGEST HALFTIME LEAD SURRENDERED IN A LOSS:	3 (37-34), vs. Arizona State (Nov. 28)
MOST CONSECUTIVE POINTS SCORED:	16, vs. Texas Southern (Nov. 24)
MOST CONSECUTIVE POINTS ALLOWED:	11, by St. John's (Nov. 17)

## SPECIALTY STATS...

POINTS OFF TURNOVERS	NEW MEXICO	OPPONENT
Average	20.6	12.2
High	31 vs. TAMUCC (Nov. 12)	21, by St. John's (Nov. 17)
Low	6 vs. San Jose St (Dec. 4)	2, by Texas Southern (Nov. 24)

2ND CHANCE POINTS	NEW MEXICO	OPPONENT
Average	11.3	11.3
High	24, vs. Texas Southern (Nov. 24)	25, by St. John's (Nov. 17)
Low	2, twice	5, by San Jose St (Dec. 4)

POINTS IN THE PAINT	NEW MEXICO	OPPONENT
Average	40.0	30.9
High	52 vs Texas Southern (Nov. 24)	48, by St. John's (Nov. 17)
Low	34, vs. Arizona St (Nov. 28)	18, by Texas Southern (Nov. 24)

FAST BREAK POINTS	NEW MEXICO	OPPONENT
Average	17.4	10.8
High	29 vs. Texas Southern (Nov. 24)	14, twice
Low	7 vs. Arizona St (Nov. 28)	5, by Arizona St (Nov. 28)

BENCH POINTS	NEW MEXICO	OPPONENT
Average	21.0	21.3
High	38 vs. TAMUCC (Nov. 12)	32, by TAMUCC (Nov. 12)
Low	6, vs. Arizona St (Nov. 28)	8, by St. John's (Nov. 17)

## LOBO LEADERS...

POINTS	2024-25	CAREER
Donovan Dent	5	15
Nelly Junior Joseph	2	5
Tru Washington	2	2
Mustapha Amzil	1	2

ASSISTS	2024-25	CAREER
Donovan Dent	9	42
Mustapha Amzil	-	2

BLOCKS	2024-25	CAREER
Nelly Junior Joseph	5	18
Atiki Ally Atiki	3	3
Mustapha Amzil	2	4
CJ Noland	1	1
Donovan Dent	-	16
Tru Washington	-	1
Quinton Webb	-	1

REBOUNDS	2024-25	CAREER
Nelly Junior Joseph	6	21
Mustapha Amzil	1	2
Tru Washington	1	2
Atiki Ally Atiki	1	1
Donovan Dent	1	1

STEALS	2024-25	CAREER
Tru Washington	5	12
CJ Noland	4	4
Donovan Dent	1	17
Atiki Ally Atiki	1	1
Nelly Junior Joseph	-	6
Mustapha Amzil	-	2
Quinton Webb	-	1

## NEW MEXICO'S RECORD...

Home.....	5-0
Road .....	0-1
Neutral .....	2-1
Ranked Opponent (either AP or Coaches).....	1-1
Unranked Opponent.....	6-1
Leads at halftime .....	7-1
Trails at halftime .....	0-1
Tied at halftime.....	0-0
Goes into overtime.....	0-0
Leads by 10 or more points.....	6-0
Trails by 10 or more points.....	1-2
Shoots 50% or better .....	4-0
Shoots less than 50% .....	3-2
Shoots less than 45% .....	2-2
Shoots less than 40% .....	1-1
Opponent shoots 50% or better.....	1-1
Opponent shoots less than 50%.....	6-1
Opponent shoots less than 45%.....	5-0
Opponent shoots less than 40%.....	3-0
Has higher FG% than opponent .....	5-0
Has lower FG% than opponent.....	2-2
Has same FG% as opponent.....	0-0
Outrebounds its opponent .....	4-1
Outrebounded by opponent.....	1-1
Has same rebounds as opponent .....	2-0
Has more offensive rebounds than opponent.....	5-1
Has fewer offensive rebounds than opponent.....	2-1
Has same offensive rebounds as opponent .....	0-0
Has fewer turnovers than opponent.....	6-1
Has more turnovers than opponent .....	1-1
Has same turnovers as opponent.....	0-0
Has fewer than 10 turnovers .....	3-0
Opponent has fewer than 10 turnovers.....	0-0
Shoots more FTs than opponent .....	6-1
Shoots fewer FTs than opponent.....	1-1
Shoots the same FTs as opponent.....	0-0
Has game decided by 10 points or less or OT .....	3-1
Has game decided by 5 points or less or OT .....	0-1
Scores <60 points .....	0-0
Scores 60-69 points .....	0-0
Scores 70-79 points .....	1-1
Scores 80-89 points .....	3-1
Scores 90+ points .....	3-0
Allows <60 points.....	1-0
Allows 60-69 points.....	2-0
Allows 70-79 points.....	2-0
Allows 80-89 points.....	2-2
Allows 90+ points.....	0-0
Wins the tip .....	6-1
Loses the tip.....	1-1
White uniforms.....	6-0
White uniforms (turquoise trim) .....	0-1
Red uniforms .....	1-0
Red uniforms (turquoise trim).....	0-1
Turquoise uniforms .....	0-0



Season Highs

Pts	15	at St. John's (11/17/24)
Reb	8	vs. Texas Southern (11/24/24)
FG	5	at St. John's (11/17/24)
FGA	14	vs. Nicholls (11/4/24)
3FG	3	vs. Arizona State (11/28/24)
3FGA	9	vs. Nicholls (11/4/24)
FT	8	vs. UCLA (11/8/24)
FTA	8	vs. UCLA (11/8/24)
Ast	3	twice
Blk	3	vs. Nicholls (11/4/24)
Stl	3	four times
Min	30	vs. Arizona State (11/28/24)

Career Highs

23	vs. Tulane (3/14/24) <sup>NT</sup>
8	vs. Texas Southern (11/24/24)
7	three times
18	at Florida Atlantic (1/28/24) <sup>NT</sup>
4	vs. Tulane (3/14/24) <sup>NT</sup>
9	vs. Nicholls (11/4/24)
8	vs. UCLA (11/8/24)
9	vs. Tulane (3/14/24) <sup>NT</sup>
5	four times
3	vs. Nicholls (11/4/24)
4	at Boise State (12/5/23) <sup>NT</sup>
36	vs. Tulane (1/6/24) <sup>NT</sup>

MW Career Highs

--
--
--
--
--
--
--
--
--
--
--
--

9.5 PPG | 3.8 RPG | 23.3 MPG | 2.4 SPG

2024-25 GAME-BY-GAME

Opponent	MP	FG-A	3G-A	FT-A	O-D-T	PF	A	TO	BS	ST	TP
Nicholls	22	4-14	1-9	1-3	2-1-3	2	1	1	3	1	10
vs. UCLA	19	2-5	1-2	8-8	0-1-1	5	1	0	0	3	13
A&M-Corpus Christi	16	1-7	1-5	2-2	0-3-3	5	1	3	0	3	5
at St. John's	28	5-12	2-5	3-5	4-0-4	4	3	2	1	3	15
Grambling State*	28	2-7	2-6	2-2	1-3-4	1	3	0	0	3	8
Texas Southern*	21	3-6	0-2	0-1	2-6-8	2	1	1	0	2	6
vs. Arizona State*	30	4-7	3-3	2-2	0-4-4	3	2	1	0	2	13
vs. USC*	23	3-8	0-4	0-4	0-3-3	3	0	1	0	2	6
San Jose State					-INJ-						

\* game started

SEASON NOTES

- Tri-Captain
- Scored 13 points (3-3 3FG) vs. Arizona State (Nov. 28)
- Had six points and a career-high eight rebounds vs. Texas Southern (Nov. 24)
- Had eight points, three assists and three steals vs. Grambling State in first start of the season (Nov. 21)
- Had 15 points, four rebounds and three assists at No. 22 St. John's (Nov. 17)
- Had 13 points (8-8 FT) vs. No. 22 UCLA (Nov. 8)
- Scored 10 points and had a career-high three blocks in his UNM debut vs. Nicholls (Nov. 4)
- Had two points in the exhibition vs. UTEP (Oct. 28)


	2024-25	CAREER	STREAK
Double Figure Scoring	4	27	-
20-Point Games	-	2	-

CAREER STATISTICS

Year	G-GS	Min-Avg.	FG-FGA	Pct.	3FG-3FGA	Pct.	FT-FTA	Pct.	Off-Def.	Reb-Avg.	PF-DQ	Ast	TO	Blk	Stl	Pts-Avg
2021-22 %	33-0	416-12.6	52-97	.536	17-39	.436	9-13	.692	7-41	48-1.5	34-0	22	26	3	22	130-3.9
Conf	16-0	192-12.0	22-42	.524	7-17	.412	5-7	.714	2-16	18-1.1	17-0	7	12	1	9	56-3.5
2022-23 %	26-8	378-14.5	30-84	.357	13-55	.236	10-19	.526	5-30	35-1.3	19-0	15	20	1	12	83-3.2
Conf	13-0	193-14.8	17-43	.395	8-31	.258	6-9	.667	4-11	15-1.2	8-0	10	9	0	6	48-3.7
2023-24 ^	29-20	757-26.1	111-254	.437	33-86	.384	60-87	.690	11-70	81-2.8	59-0	58	52	7	28	315-10.9
Conf	13-8	380-29.2	55-139	.396	9-41	.220	31-44	.705	5-34	39-3.0	26-0	29	25	2	11	150-11.5
2024-25	8-4	187-23.3	24-66	.364	10-36	.278	18-27	.667	9-21	30-3.8	25-2	12	9	4	19	76-9.5
Conf	0-0															
CAREER	96-32	1740-18.1	217-501	.433	73-216	.338	97-146	.664	32-162	194-2.0	137-2	107	107	15	81	604-6.3

% at Oklahoma | ^ at North Texas





Season Highs

Pts	9	vs. USC (11/29/24)
Reb	2	twice
FG	3	vs. USC (11/29/24)
FGA	7	vs. USC (11/29/24)
3FG	2	vs. USC (11/29/24)
3FGA	5	vs. USC (11/29/24)
FT	1	twice
FTA	2	vs. Grambling State (11/21/24)
Ast	2	vs. Texas Southern (11/24/24)
Blk	2	vs. Texas Southern (11/24/24)
Stl	1	three times
Min	19	vs. San Jose State (12/4/24)

Career Highs

14	vs. Eastern New Mexico (12/29/23)
5	vs. Western New Mexico (12/6/22)
5	vs. Eastern New Mexico (12/29/23)
8	vs. Eastern New Mexico (12/29/23)
4	vs. Eastern New Mexico (12/29/23)
6	twice
2	twice
2	four times
3	vs. Eastern New Mexico (12/29/23)
2	twice
1	eight times
20	twice

MW Career Highs

3	vs. San Jose State (12/4/24)
2	vs. San Jose State (12/4/24)
1	vs. San Jose State (12/4/24)
5	vs. San Jose State (12/4/24)
1	vs. San Jose State (12/4/24)
4	vs. San Jose State (12/4/24)
--	
--	
1	vs. San Jose State (12/4/24)
1	vs. San Jose State (12/4/24)
--	
19	vs. San Jose State (12/4/24)

3.3 PPG | 1.0 RPG | 11.0 MPG | 40% 3FG

2024-25 GAME-BY-GAME

Opponent	MP	FG-A	3G-A	FT-A	O-D-T	PF	A	TO	BS	ST	TP
Nicholls	9	1-4	1-4	0-0	0-0-0	0	0	0	0	1	3
vs. UCLA	4	1-1	1-1	0-0	0-1-1	1	0	0	0	0	3
A&M-Corpus Christi	10	1-1	1-1	0-0	0-2-2	0	0	0	0	1	3
at St. John's	7	0-1	0-1	0-0	1-0-1	0	1	0	0	0	0
Grambling State	14	2-3	1-2	1-2	0-1-1	2	0	1	0	0	6
Texas Southern	14	1-3	1-2	0-0	0-0-0	0	2	0	2	1	3
vs. Arizona State	4	0-0	0-0	0-0	0-1-1	0	0	0	0	0	0
vs. USC	17	3-7	2-5	1-1	1-0-1	1	0	0	0	0	9
San Jose State*	19	1-5	1-4	0-0	0-2-2	0	1	0	1	0	3

\* game started

SEASON NOTES

- Had three points in first career start vs. San Jose State (Dec. 4)
- Scored a season-high nine points vs. USC (Nov. 29)
- Had three points and matched a career high with two blocks vs. Texas Southern (Nov. 24)
- Had six points vs. Grambling State (Nov. 21)
- Scored three points vs. Texas A&M-Corpus Christi (Nov. 12)
- Had three points vs. No. 22 UCLA (Nov. 8)
- Scored three points vs. Nicholls (Nov. 4)
- Had four points in the exhibition vs. UTEP (Oct. 28)

	2024-25	CAREER	STREAK
Double Figure Scoring	-	2	-

CAREER STATISTICS


Year	G-GS	Min-Avg.	FG-FGA	Pct.	3FG-3FGA	Pct.	FT-FTA	Pct.	Off-Def.	Reb-Avg.	PF-DQ	Ast	TO	Blk	Stl	Pts-Avg
2022-23	10-0	62-6.2	4-15	.267	2-11	.182	0-2	.000	0-12	12-1.2	5-0	1	1	3	1	10-1.0
Conf	2-0	2-1.0	0-1	.000	0-0	.000	0-0	.000	0-0	0-0.0	0-0	0	0	0	0	0-0.0
2023-24	16-0	94-5.9	13-34	.382	10-25	.400	4-4	1.000	1-8	9-0.6	8-0	5	5	1	4	40-2.5
Conf	4-0	11-2.8	0-2	.000	0-1	.000	0-0	.000	0-2	2-0.5	1-0	0	0	0	0	0-0.0
2024-25	9-1	99-11.0	10-25	.400	8-20	.400	2-3	.667	2-7	9-1.0	4-0	4	1	3	3	30-3.3
Conf	1-1	19-19.0	1-5	.200	1-4	.250	0-0	.000	0-2	2-2.0	0-0	1	0	1	0	3-3.0
CAREER	35-1	255-7.3	27-74	.365	20-56	.357	6-9	.667	3-27	30-0.9	17-0	10	7	7	8	80-2.3



#2

## DONOVAN DENT

Junior | Guard | 6-2 | 185 | Riverside, CA | Centennial HS



## Season Highs

Pts	30	vs. Arizona State (11/28/24)
Reb	6	vs. USC (11/29/24)
FG	9	vs. Arizona State (11/28/24)
FGA	21	vs. Arizona State (11/28/24)
3FG	2	vs. Grambling State (11/21/24)
3FGA	2	four times
FT	12	vs. Arizona State (11/28/24)
FTA	15	vs. Arizona State (11/28/24)
Ast	11	twice
Blk	2	vs. Grambling State (11/21/24)
Stl	3	vs. Nicholls (11/4/24)
Min	38	twice

## Career Highs

31	vs. Boise State (1/31/24)
6	four times
12	vs. Boise State (1/31/24)
21	vs. Arizona State (11/28/24)
2	three times
4	vs. Wyoming (1/6/24)
12	vs. Arizona State (11/28/24)
15	vs. Arizona State (11/28/24)
14	vs. Utah State (1/16/24)
3	twice
5	vs. Boise State (3/14/24) <sup>MWT</sup>
38	twice

## MW Career Highs

31	vs. Boise State (1/31/24)
6	at Wyoming (2/6/24)
12	vs. Boise State (1/31/24)
18	vs. Boise State (1/31/24)
2	twice
4	vs. Wyoming (1/6/24)
7	three times
10	vs. San Jose State (12/4/24)
14	vs. Utah State (1/16/24)
3	vs. Boise State (1/20/23)
5	vs. Boise State (3/14/24) <sup>MWT</sup>
38	vs. San Jose State (12/4/24)

18.8 PPG | 7.9 APG | 34.1 MPG | 1.3 SPG

## 2024-25 GAME-BY-GAME

Opponent	MP	FG-A	3G-A	FT-A	O-D-T	PF	A	TO	BS	ST	TP
Nicholls*	38	5-11	0-2	5-7	0-0-0	0	11	2	1	3	15
vs. UCLA*	34	8-13	0-1	1-4	0-1-1	1	8	9	0	2	17
A&M-Corpus Christi*	30	7-10	1-1	10-14	0-0-0	2	10	0	0	2	25
at St. John's*	37	5-12	1-2	1-2	1-2-3	2	6	2	1	1	12
Grambling State*	34	7-13	2-2	6-8	1-1-2	0	8	4	2	1	22
Texas Southern*	25	4-9	0-1	3-4	1-1-2	2	5	0	1	1	11
vs. Arizona State*	35	9-21	0-1	12-15	0-1-1	2	7	0	1	0	30
vs. USC*	36	6-12	1-2	4-4	1-5-6	1	11	4	1	1	17
San Jose State*	38	6-16	1-2	7-10	0-3-3	2	5	4	1	1	20

\* game started

## SEASON NOTES

- Tri-Captain
- Preseason All-Mountain West Team
- Had 20 points (18 in 2nd half) vs. San Jose State (Dec. 4)
- Double-double with 17 points and 11 assists vs. USC (Nov. 29)
- Had 30 points and seven assists vs. Arizona State (Nov. 28)
- Had 22 points and eight assists vs. Grambling State (Nov. 21)
- 1st Lobo in history to have a 25 point/10 assist/0 turnover game vs. Texas A&M-Corpus Christi (Nov. 12)
- Had 17 points and eight assists vs. No. 22 UCLA (Nov. 8)
- Fourth career double-double with 15 points and 11 assists vs. Nicholls (Nov. 4)
- Led UNM with 19 points and five assists in the exhibition

## UNM CAREER RECORD BOOK

	Total	Rank	Up Next
Assists:	340	16th	Rob Robbins (350-15th)

	2024-25	CAREER	STREAK
Double-Doubles	3	6	-
Double Figure Scoring	9	40	9
20-Point Games	4	12	1
30-Point Games	1	2	-
10-Assist Games	3	6	-

## CAREER STATISTICS

Year	G-GS	Min-Avg.	FG-FGA	Pct.	3FG-3FGA	Pct.	FT-FTA	Pct.	Off-Def.	Reb-Avg.	PF-DQ	Ast	TO	Blk	Stl	Pts-Avg
2022-23	34-2	629-18.5	69-136	.507	4-19	.211	50-73	.685	10-59	69-2.0	61-1	79	55	25	30	192-5.6
Conf	18-2	319-17.7	31-67	.463	2-13	.154	24-34	.706	4-31	35-1.9	35-1	31	30	10	17	88-4.9
2023-24	35-35	1096-31.3	195-375	.520	15-40	.375	88-129	.682	13-75	88-2.5	67-0	190	79	24	53	493-14.1
Conf	18-18	585-32.5	96-186	.516	8-23	.348	48-66	.727	6-38	44-2.4	37-0	92	37	14	21	248-13.8
2024-25	9-9	306-34.1	57-117	.487	6-14	.429	49-68	.721	4-14	18-2.0	12-0	71	25	8	12	169-18.8
Conf	1-1	38-38.0	6-16	.375	1-2	.500	7-10	.700	0-3	3-3.0	2-0	5	4	1	1	20-20.0
CAREER	78-46	2031-26.0	321-628	.511	25-73	.342	187-270	.693	27-148	175-2.2	140-1	340	159	57	95	854-10.9



### Season Highs

Pts	20	vs. USC (11/29/24)
Reb	10	vs. Texas Southern (11/24/24)
FG	8	vs. Texas Southern (11/24/24)
FGA	14	vs. Grambling State (11/21/24)
3FG	3	three times
3FGA	7	twice
FT	4	vs. A&M-Corpus Christi (11/12/24)
FTA	7	vs. A&M-Corpus Christi (11/12/24)
Ast	4	vs. USC (11/29/24)
Blk	--	
Stl	5	twice
Min	32	twice

### Career Highs

21	vs. New Mexico State (12/2/23)
12	vs. Pepperdine (11/24/23)
8	vs. Texas Southern (11/24/24)
14	vs. Grambling State (11/21/24)
3	four times
7	twice
8	vs. New Mexico State (12/2/23)
10	vs. New Mexico State (12/2/23)
6	vs. New Mexico State (12/2/23)
2	vs. Utah State (1/16/24)
5	four times
33	vs. Pepperdine (11/24/23)

### MW Career Highs

14	vs. Air Force (3/13/24) <sup>MW</sup>
6	vs. UNLV (2/10/24)
6	vs. Air Force (3/13/24) <sup>MW</sup>
13	vs. San Jose State (12/4/24)
3	vs. San Jose State (12/4/24)
7	vs. San Jose State (12/4/24)
3	at UNLV (1/9/24)
3	at UNLV (1/9/24)
3	twice
2	vs. Utah State (1/16/24)
5	at UNLV (1/9/24)
31	vs. San Jose State (12/4/24)

12.0 PPG | 4.8 RPG | 28.5 MPG | 2.6 SPG

## 2024-25 GAME-BY-GAME

Opponent	MP	FG-A	3G-A	FT-A	O-D-T	PF	A	TO	BS	ST	TP
Nicholls*	20	4-8	2-3	2-2	1-3-4	4	0	1	0	2	12
vs. UCLA*	30	1-7	0-3	1-2	2-3-5	2	2	3	0	5	3
A&M-Corpus Christi*	31	5-12	1-4	4-7	3-2-5	3	2	1	0	2	15
at St. John's*	32	3-10	1-2	2-3	0-2-2	5	2	1	0	1	9
Grambling State*	26	6-14	1-3	2-2	0-3-3	2	0	3	0	5	15
Texas Southern*	28	8-13	3-4	0-1	5-5-10	1	3	1	0	4	19
vs. Arizona State*	27	1-8	0-3	0-0	3-2-5	4	0	0	0	2	2
vs. USC*	32	7-12	3-7	3-4	1-3-4	1	4	3	0	2	20
San Jose State*	31	5-13	3-7	0-0	2-3-5	0	2	2	0	0	13

\* game started

## SEASON NOTES

- Had 13 points and five rebounds vs. San Jose State (Dec. 4)
- Season highs of 20 points and four assists vs. USC (Nov. 29)
- Second career double-double with 19 points and 10 rebounds vs. Texas Southern (Nov. 24)
- Had 15 points and five steals vs. Grambling State (Nov. 21)
- Had 15 points vs. Texas A&M-Corpus Christi (Nov. 12)
- Tied career high with five steals vs. No. 22 UCLA (Nov. 8)
- Scored 12 points vs. Nicholls (Nov. 4)
- Had 17 points, six rebounds and four steals in the exhibition vs. UTEP (Oct. 28)

	2024-25	CAREER	STREAK
Double-Doubles	1	2	-
Double Figure Scoring	6	15	2
20-Point Games	1	2	-
10-Rebound Games	1	2	-

## CAREER STATISTICS

Year	G-GS	Min-Avg.	FG-FGA	Pct.	3FG-3FGA	Pct.	FT-FTA	Pct.	Off-Def.	Reb-Avg.	PF-DQ	Ast	TO	Blk	Stl	Pts-Avg
2023-24	35-1	622-17.8	86-204	.422	20-71	.282	40-59	.678	29-86	115-3.3	63-0	44	37	8	49	232-6.6
Conf	18-0	275-15.3	33-91	.363	7-35	.200	12-19	.632	13-29	42-2.3	30-0	16	12	5	28	85-4.7
2024-25	9-9	256-28.5	40-97	.412	14-36	.389	14-21	.667	17-26	43-4.8	22-1	15	15	0	23	108-12.0
Conf	1-1	31-31.0	5-13	.385	3-7	.429	0-0	.000	2-3	5-5.0	0-0	2	2	0	0	13-13.0
CAREER	44-10	878-20.0	126-301	.419	34-107	.318	54-80	.675	46-112	158-3.6	85-1	59	52	8	72	340-7.7

Freshman | Guard | 6-2 | 190 | Beaumont, Texas | Beaumont United HS



Season Highs

Pts	18	vs. A&M-Corpus Christi (11/12/24)
Reb	1	three times
FG	6	vs. A&M-Corpus Christi (11/12/24)
FGA	7	vs. A&M-Corpus Christi (11/12/24)
3FG	3	twice
3FGA	5	vs. Texas Southern (11/24/24)
FT	3	vs. A&M-Corpus Christi (11/12/24)
FTA	4	vs. A&M-Corpus Christi (11/12/24)
Ast	4	vs. Grambling State (11/21/24)
Blk	--	
Stl	2	vs. A&M-Corpus Christi (11/12/24)
Min	15	twice

Career Highs

18	vs. A&M-Corpus Christi (11/12/24)
1	three times
6	vs. A&M-Corpus Christi (11/12/24)
7	vs. A&M-Corpus Christi (11/12/24)
3	twice
5	vs. Texas Southern (11/24/24)
3	vs. A&M-Corpus Christi (11/12/24)
4	vs. A&M-Corpus Christi (11/12/24)
4	vs. Grambling State (11/21/24)
--	
2	vs. A&M-Corpus Christi (11/12/24)
15	twice

MW Career Highs

--	
--	
--	
--	
--	
--	
--	
1	vs. San Jose State (12/4/24)
--	
--	
2	vs. San Jose State (12/4/24)

3.6 PPG | 1.2 APG | 7.6 MPG | 47% 3FG

2024-25 GAME-BY-GAME

Opponent	MP	FG-A	3G-A	FT-A	O-D-T	PF	A	TO	BS	ST	TP
Nicholls	10	1-4	1-4	0-2	0-0-0	2	0	0	0	0	3
vs. UCLA	6	0-1	0-1	0-0	0-1-1	0	0	2	0	0	0
A&M-Corpus Christi	15	6-7	3-4	3-4	0-1-1	2	3	1	0	2	18
at St. John's	4	0-2	0-1	0-0	0-1-1	0	1	1	0	1	0
Grambling State	6	0-0	0-0	1-2	0-0-0	1	4	0	0	0	6
Texas Southern	15	3-6	3-5	1-2	0-0-0	1	2	0	0	0	10
vs. Arizona State	5	0-0	0-0	0-0	0-0-0	0	0	0	0	0	0
vs. USC	4	0-0	0-0	0-0	0-0-0	2	0	0	0	0	0
San Jose State	2	0-0	0-0	0-0	0-0-0	1	1	0	0	0	0

\* game started

SEASON NOTES


- Scored 10 points vs. Texas Southern (Nov. 24)
- Had four assists vs. Grambling State (Nov. 21)
- First career double figure game with 18 points (6-7 FG) vs. Texas A&M-Corpus Christi (Nov. 12)
- Scored first three career points vs. Nicholls in collegiate debut (Nov. 4)
- Had one point in the exhibition vs. UTEP (Oct. 28)

	2024-25	CAREER	STREAK
Double Figure Scoring	2	2	-

CAREER STATISTICS

Year	G-GS	Min-Avg.	FG-FGA	Pct.	3FG-3FGA	Pct.	FT-FTA	Pct.	Off-Def.	Reb-Avg.	PF-DQ	Ast	TO	Blk	Stl	Pts-Avg
2024-25	9-0	69-7.6	10-20	.500	7-15	.467	5-10	.500	0-3	3-0.3	9-0	11	4	0	3	32-3.6
Conf	1-0	2-2.0	0-0	.000	0-0	.000	0-0	.000	0-0	0-0.0	1-0	1	0	0	0	0-0.0
CAREER	9-0	69-7.6	10-20	.500	7-15	.467	5-10	.500	0-3	3-0.3	9-0	11	4	0	3	32-3.6





### Season Highs

Pts	9	vs. A&M-Corpus Christi (11/12/24)
Reb	6	twice
FG	4	vs. A&M-Corpus Christi (11/12/24)
FGA	4	twice
3FG	--	
3FGA	--	
FT	1	four times
FTA	3	vs. A&M-Corpus Christi (11/12/24)
Ast	2	twice
Blk	5	vs. A&M-Corpus Christi (11/12/24)
Stl	2	vs. San Jose State (12/4/24)
Min	21	vs. A&M-Corpus Christi (11/12/24)

### Career Highs

14	vs. Wyoming (12/30/23) <sup>BYU</sup>
11	twice
7	vs. Wyoming (12/30/23) <sup>BYU</sup>
10	vs. Wyoming (12/30/23) <sup>BYU</sup>
--	
1	four times
5	vs. Pepperdine (1/14/23) <sup>BYU</sup>
6	twice
3	vs. Southeastern Louisiana (11/15/23) <sup>BYU</sup>
5	vs. A&M-Corpus Christi (11/12/24)
3	at Pepperdine (2/9/23) <sup>BYU</sup>
26	at Pepperdine (2/12/22) <sup>BYU</sup>

### MW Career Highs

3	vs. San Jose State (12/4/24)
1	vs. San Jose State (12/4/24)
1	vs. San Jose State (12/4/24)
2	vs. San Jose State (12/4/24)
--	
--	
1	vs. San Jose State (12/4/24)
2	vs. San Jose State (12/4/24)
--	
--	
2	vs. San Jose State (12/4/24)
5	vs. San Jose State (12/4/24)

3.6 PPG | 3.3 RPG | 10.7 MPG | 1.4 BPG

## 2024-25 GAME-BY-GAME

Opponent	MP	FG-A	3G-A	FT-A	O-D-T	PF	A	TO	BS	ST	TP
Nicholls	4	0-3	0-0	0-0	0-1-1	0	0	0	1	0	0
vs. UCLA	7	2-2	0-0	0-0	0-1-1	1	0	0	0	0	4
A&M-Corpus Christi	21	4-4	0-0	1-3	1-4-5	2	2	0	5	0	9
at St. John's	8	0-1	0-0	1-2	4-2-6	2	2	0	0	1	1
Grambling State	11	2-3	0-0	1-2	3-3-6	2	1	2	1	0	5
Texas Southern	13	2-4	0-0	0-0	2-0-2	0	1	1	2	0	4
vs. Arizona State	15	1-2	0-0	0-0	1-4-5	4	0	0	2	0	2
vs. USC	12	2-2	0-0	0-0	0-3-3	1	0	0	2	0	4
San Jose State	5	1-2	0-0	1-2	1-0-1	2	0	0	0	2	3

\* game started

## SEASON NOTES

- Four points (2-2 FG) and three rebounds vs. USC (Nov. 29)
- Had two points and five rebounds vs. Arizona State (Nov. 28)
- Had five points and six rebounds vs. Grambling State (Nov. 21)
- Had nine points (4-4 FG), five rebounds and a career-high five blocks vs. Texas A&M-Corpus Christi (Nov. 12)
- Scored first four points as a Lobo vs. No. 22 UCLA (Nov. 8)
- Had one rebound and one block vs. Nicholls in UNM debut (Nov. 4)
- Had four points and four rebounds in the exhibition vs. UTEP (Oct. 28)

	2024-25	CAREER	STREAK
Double Figure Scoring	-	7	-
Double Figure Rebounds	-	2	-

## CAREER STATISTICS

Year	G-GS	Min-Avg.	FG-FGA	Pct.	3FG-3FGA	Pct.	FT-FTA	Pct.	Off-Def.	Reb-Avg.	PF-DQ	Ast	TO	Blk	Stl	Pts-Avg
2021-22 %	32-3	341-10.7	44-76	.579	0-0	.000	9-19	.474	39-55	94-2.9	67-2	9	21	24	1	97-3.0
Conf	15-0	185-12.3	29-48	.604	0-0	.000	2-8	.250	18-25	43-2.9	32-1	4	6	17	1	60-4.0
2022-23 %	33-1	479-14.5	45-88	.511	0-2	.000	35-51	.686	48-70	118-3.6	78-2	17	41	35	12	125-3.8
Conf	15-0	212-14.1	22-39	.564	0-1	.000	20-24	.833	17-26	43-2.9	36-1	9	19	10	6	64-4.3
2023-24 %	23-0	253-11.0	41-66	.621	0-2	.000	11-24	.458	26-41	67-2.9	57-2	7	21	12	7	93-4.0
Conf	11-0	78-7.1	10-16	.625	0-0	.000	5-12	.417	8-5	13-1.2	25-1	0	14	3	2	25-2.3
2024-25	9-0	96-10.7	14-23	.609	0-0	.000	4-9	.444	12-18	30-3.3	14-0	6	3	13	3	32-3.6
Conf	1-0	5-5.0	1-2	.500	0-0	.000	1-2	.500	1-0	1-1.0	2-0	0	0	0	2	3-3.0
CAREER	97-4	1167-12.0	144-253	.569	0-4	.000	59-103	.573	125-184	309-3.2	216-6	39	86	84	23	347-3.6

% at BYU



#7

## IBRAHIMA SACKO

"E-bra-HE-ma SOCK-oh"

Sophomore | Forward | 6-6 | 230 | Conakry, Guinea | J. Addison School [Georgia Tech]



## Season Highs

Pts	4	vs. Texas Southern (11/24/24)
Reb	4	vs. Grambling State (11/21/24)
FG	2	vs. Texas Southern (11/24/24)
FGA	3	vs. Texas Southern (11/24/24)
3FG	1	vs. A&M-Corpus Christi (11/12/24)
3FGA	1	twice
FT	--	
FTA	2	vs. San Jose State (12/4/24)
Ast	--	
Blk	1	twice
Stl	1	twice
Min	14	vs. A&M-Corpus Christi (11/12/24)

## Career Highs

13	at Notre Dame (2/14/24) <sup>GT</sup>
8	vs. UMass Lowell (11/14/23) <sup>GT</sup>
6	at Notre Dame (2/14/24) <sup>GT</sup>
8	at Notre Dame (2/14/24) <sup>GT</sup>
1	four times
3	at Cincinnati (11/22/23) <sup>GT</sup>
2	vs. Wake Forest (2/6/24) <sup>GT</sup>
2	five times
1	four times
1	six times
3	vs. UMass Lowell (11/14/23) <sup>GT</sup>
26	at Notre Dame (2/14/24) <sup>GT</sup>

## MW Career Highs

--	
--	
--	
1	vs. San Jose State (12/4/24)
--	
--	
--	
2	vs. San Jose State (12/4/24)
--	
--	
1	vs. San Jose State (12/4/24)
2	vs. San Jose State (12/4/24)

1.6 PPG | 1.3 RPG | 7.5 MPG | 56% FG

## 2024-25 GAME-BY-GAME

Opponent	MP	FG-A	3G-A	FT-A	O-D-T	PF	A	TO	BS	ST	TP
Nicholls					-DNP-						
vs. UCLA	10	1-1	0-0	0-1	0-1-1	4	0	0	0	0	2
A&M-Corpus Christi	14	1-1	1-1	0-0	0-1-1	4	0	1	0	1	3
at St. John's	9	1-1	0-0	0-0	0-1-1	0	0	1	0	0	2
Grambling State	7	0-1	0-0	0-0	0-4-4	2	0	1	1	0	0
vs. Arizona State	5	0-1	0-0	0-0	0-1-1	1	0	2	0	0	0
vs. USC					-DNP-						
San Jose State	2	0-1	0-0	0-2	0-0-0	0	0	0	0	1	0

\* game started

## SEASON NOTES

- Scored four points vs. Texas Southern (Nov. 24)
- Had two points at St. John's (Nov. 17)
- Scored three points vs. Texas A&M-Corpus Christi (Nov. 12)
- Made Lobo debut vs. No. 22 UCLA, scoring two points (Nov. 8)
- Had four points and two rebounds in the exhibition vs. UTEP (Oct. 28)


	2024-25	CAREER	STREAK
Double Figure Scoring	-	1	-

## CAREER STATISTICS

Year	G-GS	Min-Avg.	FG-FGA	Pct.	3FG-3FGA	Pct.	FT-FTA	Pct.	Off-Def.	Reb-Avg.	PF-DQ	Ast	TO	Blk	Stl	Pts-Avg
2023-24 %	20-3	227-11.4	18-38	.474	4-14	.286	3-10	.300	20-33	53-2.7	26-0	4	11	4	11	43-2.2
Conf	11-3	115-10.4	11-22	.500	2-7	.286	2-3	.667	8-15	23-2.1	11-0	2	3	3	4	26-2.4
2024-25	7-0	53-7.5	5-9	.556	1-2	.500	0-3	.000	1-8	9-1.3	13-0	0	6	2	2	11-1.6
Conf	1-0	2-2.0	0-1	.000	0-0	.000	0-2	.000	0-0	0-0.0	0-0	0	0	0	1	0-0.0
CAREER	27-3	280-10.4	23-47	.489	5-16	.313	3-14	.231	21-41	62-2.3	39-0	4	17	6	13	54-2.0

% at Georgia Tech

Sophomore | Forward | 6-9 | 220 | Belgrade, Serbia | KK Beko [Arizona]



Season Highs

Pts	11	vs. Texas Southern (11/24/24)
Reb	7	twice
FG	5	vs. Texas Southern (11/24/24)
FGA	6	twice
3FG	2	vs. UCLA (11/8/24)
3FGA	4	vs. Nicholls (11/4/24)
FT	--	
FTA	1	vs. San Jose State (12/4/24)
Ast	3	twice
Blk	--	
Stl	1	twice
Min	31	vs. San Jose State (12/4/24)

Career Highs

11	twice
7	three times
5	vs. Texas Southern (11/24/24)
9	vs. Morgan State (11/6/23) <sup>UA</sup>
2	vs. UCLA (11/8/24)
4	twice
4	twice
6	vs. Wisconsin (12/9/23) <sup>UA</sup>
3	four times
1	at Cal (12/29/23) <sup>UA</sup>
1	seven times
31	vs. San Jose State (12/4/24)

MW Career Highs

9	vs. San Jose State (12/4/24)
7	vs. San Jose State (12/4/24)
4	vs. San Jose State (12/4/24)
5	vs. San Jose State (12/4/24)
1	vs. San Jose State (12/4/24)
1	vs. San Jose State (12/4/24)
--	
1	vs. San Jose State (12/4/24)
3	vs. San Jose State (12/4/24)
--	
1	vs. San Jose State (12/4/24)
31	vs. San Jose State (12/4/24)

4.1 PPG | 2.4 RPG | 15.5 MPG | 1.2 APG

2024-25 GAME-BY-GAME

Opponent	MP	FG-A	3G-A	FT-A	O-D-T	PF	A	TO	BS	ST	TP
Nicholls*	19	2-6	1-4	0-0	2-5-7	2	2	1	0	0	5
vs. UCLA*	24	2-2	2-2	0-0	0-2-2	3	3	1	0	0	6
A&M-Corpus Christi*	14	0-5	0-2	0-0	1-0-1	2	0	1	0	0	0
at St. John's*	9	0-0	0-0	0-0	0-0-0	0	0	1	0	0	0
Grambling State	9	1-3	0-0	0-0	0-0-0	1	1	0	0	1	2
Texas Southern	10	5-6	1-2	0-0	0-4-4	2	2	1	0	0	11
vs. Arizona State	16	2-5	0-0	0-0	1-0-1	3	0	1	0	1	4
vs. USC	8	0-1	0-1	0-0	0-0-0	0	0	0	0	1	0
San Jose State	31	4-5	1-1	0-1	1-6-7	2	3	0	0	1	9

\* game started

SEASON NOTES

- Had nine points (4-5 FG), seven rebounds and three assists vs. San Jose State (Dec. 4)
- Had four points vs. Arizona State (Nov. 28)
- Tied a career high with 11 points (5-6 FG) vs. Texas Southern (Nov. 24)
- Had six points (2-2 3FG) vs. No. 22 UCLA (Nov. 8)
- Had five points and matched a career high with seven rebounds in his UNM debut and first career start vs. Nicholls (Nov. 4)
- Had one point and five rebounds in the exhibition vs. UTEP (Oct. 28)

	2024-25	CAREER	STREAK
Double Figure Scoring	1	2	-

CAREER STATISTICS

Year	G-GS	Min-Avg.	FG-FGA	Pct.	3FG-3FGA	Pct.	FT-FTA	Pct.	Off-Def.	Reb-Avg.	PF-DQ	Ast	TO	Blk	Stl	Pts-Avg
2022-23 %	14-0	54-3.9	7-13	.538	2-4	.500	2-3	.667	3-9	12-0.9	8-0	6	5	0	1	18-1.3
Conf	6-0	18-3.0	3-5	.600	1-1	1.000	1-2	.500	1-0	1-0.2	1-0	3	0	0	1	8-1.3
2023-24 %	20-0	111-5.6	16-39	.410	0-12	.000	13-15	.867	12-20	32-1.6	10-0	16	10	1	4	45-2.3
Conf	12-0	50-4.2	7-18	.389	0-5	.000	2-2	1.000	5-8	13-1.1	4-0	13	7	1	2	16-1.3
2024-25	9-4	140-15.5	16-33	.485	5-12	.417	0-1	.000	5-17	22-2.4	15-0	11	6	0	4	37-4.1
Conf	1-0	31-31.0	4-5	.800	1-1	1.000	0-1	.000	1-6	7-7.0	2-0	3	0	0	1	9-9.0
CAREER	43-4	304-7.1	39-85	.459	7-28	.250	15-19	.789	20-46	66-1.5	33-0	33	21	1	9	100-2.3

% at Arizona



Season Highs

Pts	2	vs. Texas Southern (11/24/24)
Reb	2	vs. Texas Southern (11/24/24)
FG	1	vs. Texas Southern (11/24/24)
FGA	2	vs. Texas Southern (11/24/24)
3FG	--	
3FGA	1	vs. UCLA (11/8/24)
FT	--	
FTA	1	vs. Texas Southern (11/24/24)
Ast	1	vs. Grambling State (11/21/24)
Blk	--	
Stl	--	
Min	8	vs. Texas Southern (11/24/24)

Career Highs

7	twice
4	vs. Texas Southern (11/6/23)
3	twice
6	vs. New Mexico State (12/2/23)
1	five times
4	vs. New Mexico State (12/2/23)
1	vs. Texas Southern (11/6/23)
2	twice
1	twice
2	vs. Air Force (3/13/24) <sup>MW</sup>
2	four times
19	twice

MW Career Highs

2	twice
1	twice
1	twice
1	three times
--	
--	
--	
--	
2	vs. Air Force (3/13/24) <sup>MW</sup>
1	at Utah State (3/9/24)
6	vs. Fresno State (3/6/24)

0.3 PPG | 0.7 RPG | 3.4 MPG |

2024-25 GAME-BY-GAME

Opponent	MP	FG-A	3G-A	FT-A	O-D-T	PF	A	TO	BS	ST	TP
Nicholls	1	0-0	0-0	0-0	0-0-0	0	0	0	0	0	0
vs. UCLA	2	0-1	0-1	0-0	0-0-0	0	0	0	0	0	0
A&M-Corpus Christi at St. John's	4	0-0	0-0	0-0	0-1-1	0	0	1	0	0	0
Grambling State	3	0-0	0-0	0-0	1-0-1	0	1	0	0	0	0
Texas Southern	8	1-2	0-0	0-1	1-1-2	1	0	0	0	0	2
vs. Arizona State					-DNP-						
vs. USC	2	0-0	0-0	0-0	0-0-0	2	0	1	0	0	0
San Jose State					-DNP-						

\* game started

SEASON NOTES

- Had two points and two rebounds vs. Texas Southern (Nov. 24)
- Scored two points in the exhibition vs. UTEP (Oct. 28)

	2024-25	CAREER	STREAK
Double Figure Scoring	-	-	-

CAREER STATISTICS

Year	G-GS	Min-Avg.	FG-FGA	Pct.	3FG-3FGA	Pct.	FT-FTA	Pct.	Off-Def.	Reb-Avg.	PF-DQ	Ast	TO	Blk	Stl	Pts-Avg
2022-23																
Conf	--															
2023-24	19-0	170-8.9	16-32	.500	5-17	.294	1-4	.250	7-20	27-1.4	25-0	1	6	3	11	38-2.0
Conf	4-0	16-4.0	1-2	.500	0-0	.000	0-0	.000	1-0	1-0.3	1-0	0	0	0	1	2-0.5
2024-25	6-0	20-3.4	1-3	.333	0-1	.000	0-1	.000	2-2	4-0.7	3-0	1	2	0	0	2-0.3
Conf	0-0															
CAREER	25-0	190-7.6	17-35	.486	5-18	.278	1-5	.200	9-22	31-1.2	28-0	2	8	3	11	40-1.6



Senior | Forward | 6-9 | 215 | Helsinki, Finland | HBA-Marsky [Dayton]



### Season Highs

Pts	28	vs. Arizona State (11/28/24)
Reb	13	vs. Nicholls (11/4/24)
FG	6	four times
FGA	16	vs. Arizona State (11/28/24)
3FG	4	at St. John's (11/17/24)
3FGA	9	twice
FT	13	vs. Arizona State (11/28/24)
FTA	14	vs. Arizona State (11/28/24)
Ast	3	at St. John's (11/17/24)
Blk	2	five times
Stl	2	twice
Min	37	vs. San Jose State (12/4/24)

### Career Highs

28	vs. Arizona State (11/28/24)
13	vs. Nicholls (11/4/24)
9	vs. La Salle (12/30/20) <sup>UD</sup>
16	vs. Arizona State (11/28/24)
4	twice
9	three times
13	vs. Arizona State (11/28/24)
14	vs. Arizona State (11/28/24)
8	vs. Alcorn State (12/20/22) <sup>UD</sup>
3	vs. Boise State (3/14/24)
3	twice
42	at Rhode Island (2/16/21) <sup>UD</sup>

### MW Career Highs

19	vs. San Jose State (12/4/24)
11	at San Diego State (2/16/24)
6	three times
12	vs. San Jose State (12/4/24)
3	three times
9	at Wyoming (2/6/24)
6	twice
9	vs. San Jose State (12/4/24)
4	vs. UNLV (2/10/24)
3	vs. Boise State (3/14/24) <sup>MWIT</sup>
2	three times
37	vs. San Jose State (12/4/24)

14.9 PPG | 6.6 RPG | 31.0 MPG | 1.4 APG

## 2024-25 GAME-BY-GAME

Opponent	MP	FG-A	3G-A	FT-A	O-D-T	PF	A	TO	BS	ST	TP
Nicholls*	32	5-15	1-9	2-2	5-8-13	3	2	0	2	0	13
vs. UCLA*	28	3-7	2-4	0-0	0-4-4	4	0	3	2	0	8
A&M-Corpus Christi*	27	3-9	1-5	5-6	2-5-7	3	2	4	2	2	12
at St. John's	34	6-14	4-7	0-0	0-4-4	2	3	0	1	1	16
Grambling State*	30	3-7	1-4	3-6	1-8-9	1	2	2	2	2	10
Texas Southern*	29	6-15	2-6	4-6	0-2-2	1	1	0	0	0	18
vs. Arizona State*	35	6-16	3-9	13-14	3-5-8	4	0	2	0	0	28
vs USC*	29	3-6	1-2	3-5	1-2-3	0	0	3	0	1	10
San Jose State*	37	6-12	1-3	6-9	5-4-9	2	3	0	2	1	19

\* game started

## SEASON NOTES


- Tri-Captain
- Had 19 points and nine rebounds vs. San Jose State (Dec. 4)
- Scored a career high 28 points vs. Arizona State (Nov. 28)
- Had 18 points, including scoring his 1,000th career point vs. Texas Southern (Nov. 24)
- Had 10 points and nine rebounds vs. Grambling State (Nov. 21)
- Team-high 16 points (tied career high with four 3-pointers) at No. 22 St. John's
- Had 12 points and seven rebounds vs. Texas A&M-Corpus Christi (Nov. 12)
- Scored eight points vs. No. 22 UCLA (Nov. 8)
- Had 13 points and a career-high 13 rebounds vs. Nicholls (Nov. 4)
- Had six points and 11 rebounds in the exhibition vs. UTEP (Oct. 28)

	2024-25	CAREER	STREAK
Double-Doubles	1	4	-
Double Figure Scoring	8	58	7
20-Point Games	1	3	-
10-Rebound Games	1	5	-

## CAREER STATISTICS

Year	G-GS	Min-Avg.	FG-FGA	Pct.	3FG-3FGA	Pct.	FT-FTA	Pct.	Off-Def.	Reb-Avg.	PF-DQ	Ast	TO	Blk	Stl	Pts-Avg
2020-21 %	19-15	569-29.9	68-137	.496	26-68	.382	26-34	.765	24-83	107-5.6	45-1	24	31	8	13	188-9.9
Conf	16-14	481-30.1	57-117	.487	24-59	.407	22-29	.759	21-69	90-5.6	35-1	21	26	8	11	160-10.0
2021-22 %	35-1	693-19.8	65-163	.399	28-95	.295	37-51	.725	41-101	142-4.1	57-0	26	37	7	7	195-5.6
Conf	18-1	375-20.8	37-87	.425	14-44	.318	16-24	.667	23-49	72-4.0	27-0	15	16	5	3	104-5.8
2022-23 %	34-19	1006-29.6	103-233	.442	45-123	.366	66-83	.795	40-124	164-4.8	61-0	59	46	10	8	317-9.3
Conf	18-10	513-28.5	55-123	.447	21-54	.389	15-22	.682	15-67	82-4.6	32-0	28	19	9	6	146-8.1
2023-24	35-2	657-18.8	77-191	.403	28-96	.292	54-70	.771	36-85	121-3.5	75-0	23	25	9	20	236-6.7
Conf	18-0	383-21.3	53-113	.469	23-59	.390	33-39	.846	28-52	80-4.4	38-0	15	16	3	9	162-9.0
2024-25	9-9	279-31.0	41-101	.406	16-49	.327	36-48	.750	17-42	59-6.6	20-0	13	14	11	7	134-14.9
Conf	1-1	37-37.0	6-12	.500	1-3	.333	6-9	.667	5-4	9-9.0	2-0	3	0	2	1	19-19.0
CAREER	132-46	3201-24.3	354-825	.429	143-431	.332	219-286	.766	158-435	593-4.5	258-1	145	153	45	55	1070-8.1

% at Dayton



### Season Highs

Pts	28	vs. Nicholls (11/4/24)
Reb	16	vs. Nicholls (11/4/24)
FG	9	vs. Nicholls (11/4/24)
FGA	15	vs. Nicholls (11/4/24)
3FG	--	
3FGA	1	twice
FT	10	vs. Nicholls (11/4/24)
FTA	12	vs. Nicholls (11/4/24)
Ast	3	vs. Grambling State (11/21/24)
Blk	3	three times
Stl	2	five times
Min	36	vs. Nicholls (11/4/24)

### Career Highs

28	twice
17	vs. Manhattan (2/17/23) <sup>Iona</sup>
11	three times
16	vs. Marist (3/2/23) <sup>Iona</sup>
1	vs. North Alabama (11/20/21) <sup>Iona</sup>
1	11 times
10	three times
14	three times
5	twice
6	twice
5	at New Mexico State (12/15/23)
39	vs. Marist (3/11/23) <sup>Iona</sup>

### MW Career Highs

26	vs. Utah State (1/16/24)
13	at Nevada (2/13/24)
11	vs. Utah State (1/16/24)
12	vs. Utah State (1/16/24)
--	
--	
6	twice
10	at San Jose State (1/24/24)
3	at Colorado State (1/2/24)
5	twice
4	at San Jose State (1/24/24)
37	at Boise State (3/2/24)

13.2 PPG | 9.2 RPG | 28.4 MPG | 1.8 BPG

### 2024-25 GAME-BY-GAME

Opponent	MP	FG-A	3G-A	FT-A	O-D-T	PF	A	TO	BS	ST	TP
Nicholls*	36	9-15	0-0	10-12	6-10-16	2	2	3	3	2	28
vs. UCLA*	33	5-9	0-0	6-8	4-8-12	3	0	4	1	2	16
A&M-Corpus Christi*	16	5-6	0-0	0-3	3-6-9	4	2	1	2	2	10
at St. John's*	32	8-11	0-0	0-6	3-1-4	2	1	3	2	1	16
Grambling State*	29	3-7	0-1	1-2	1-10-11	2	3	2	3	2	7
Texas Southern*	23	2-4	0-1	4-6	1-7-8	3	1	2	3	2	8
vs. Arizona State*	25	1-3	0-0	1-1	2-5-7	4	1	5	0	1	3
vs. USC*	26	5-8	0-0	5-6	4-2-6	2	1	2	2	0	15
San Jose State*	35	5-11	0-0	6-6	2-8-10	3	2	2	0	1	16

\* game started

### SEASON NOTES

- Preseason All-Mountain West
- Mountain West Player of the Week (Nov. 11) after the wins over Nicholls and No. 22 UCLA
- Double-double with 16 points and 10 rebounds vs. San Jose State (Dec. 4)
- Scored 15 points vs. USC (Nov. 29)
- Had 16 points (8-11 FG) at No. 22 St. John's (Nov. 17)
- Had 10 points (5-6 FG) and nine rebounds vs. Texas A&M-Corpus Christi (Nov. 12)
- Double-double with 16 points and 12 rebounds vs. No. 22 UCLA (Nov. 8)
- Matched a career high with 28 points to go with 16 rebounds vs. Nicholls (Nov. 4)
- Had seven points and 16 rebounds in the exhibition vs. UTEP (Oct. 28)

	2024-25	CAREER	STREAK
Double-Doubles	3	46	1
Double Figure Scoring	6	89	2
20-Point Games	1	10	-
10-Rebound Games	4	53	1

### CAREER STATISTICS

Year	G-GS	Min-Avg.	FG-FGA	Pct.	3FG-3FGA	Pct.	FT-FTA	Pct.	Off-Def.	Reb-Avg.	PF-DQ	Ast	TO	Blk	Stl	Pts-Avg
2020-21 %	18-16	499-27.7	81-136	.596	0-1	.000	37-58	.638	51-84	135-7.5	60-4	24	41	29	11	199-11.1
Conf	9-9	232-25.8	44-70	.629	0-1	.000	20-31	.645	23-36	59-6.6	34-3	8	25	14	3	108-12.0
2021-22 %	33-32	939-28.5	160-292	.548	1-3	.333	109-166	.657	108-164	272-8.2	76-0	49	69	62	36	430-13.0
Conf	20-19	540-27.0	92-160	.575	0-2	.000	58-92	.630	60-97	157-7.9	42-0	28	43	36	24	242-12.1
2022-23 %	35-34	1112-31.8	192-349	.550	0-5	.000	136-218	.624	124-202	326-9.3	96-2	39	66	52	42	520-14.9
Conf	20-20	633-31.7	104-200	.520	0-4	.000	90-147	.612	79-130	209-10.5	51-2	21	41	27	22	298-14.9
2023-24	36-36	944-26.2	127-231	.550	0-0	.000	67-128	.523	104-190	294-8.2	100-1	37	54	49	38	321-8.9
Conf	18-18	484-26.9	68-113	.602	0-0	.000	32-58	.552	52-96	148-8.2	52-1	18	25	28	19	168-9.3
2024-25	9-9	255-28.4	43-74	.581	0-2	.000	33-50	.660	26-57	83-9.2	25-0	13	24	16	13	119-13.2
Conf	1-1	35-35.0	5-11	.455	0-0	.000	6-6	1.000	2-8	10-10.0	3-0	2	2	0	1	16-16.0
CAREER	131-127	3750-28.6	603-1082	.557	1-11	.100	382-620	.616	413-697	1110-8.5	357-7	162	254	208	140	1589-12.1

% at Iona



### Season Highs

Pts	4	vs. Grambling State (11/21/24)
Reb	2	vs. USC (11/29/24)
FG	2	vs. Grambling State (11/21/24)
FGA	4	vs. Texas Southern (11/24/24)
3FG	1	vs. Texas Southern (11/24/24)
3FGA	3	vs. Texas Southern (11/24/24)
FT	2	vs. Nicholls (11/4/24)
FTA	4	vs. Nicholls (11/4/24)
Ast	1	twice
Blk	--	
Stl	1	twice
Min	11	vs. USC (11/29/24)

### Career Highs

4	vs. Grambling State (11/21/24)
2	vs. USC (11/29/24)
2	vs. Grambling State (11/21/24)
4	vs. Texas Southern (11/24/24)
1	vs. Texas Southern (11/24/24)
3	vs. Texas Southern (11/24/24)
2	vs. Nicholls (11/4/24)
4	vs. Nicholls (11/4/24)
1	twice
--	
1	twice
11	vs. USC (11/29/24)

### MW Career Highs

--	
--	
--	
--	
--	
--	
--	
--	
--	
--	
1	vs. San Jose State (12/4/24)

1.4 PPG | 0.6 RPG | 5.0 MPG | 0.3 SPG

### 2024-25 GAME-BY-GAME

Opponent	MP	FG-A	3G-A	FT-A	O-D-T	PF	A	TO	BS	ST	TP
Nicholls	8	0-1	0-1	2-4	0-1-1	1	0	0	0	1	2
vs. UCLA	2	0-0	0-0	0-0	0-0-0	2	0	0	0	0	0
A&M-Corpus Christi at St. John's	2	0-0	0-0	0-0	0-0-0	1	0	0	0	0	0
Grambling State	3	2-2	0-0	0-0	0-1-1	0	0	0	0	0	4
Texas Southern	10	1-4	1-3	0-0	0-1-1	1	1	0	0	0	3
vs. Arizona State	2	0-0	0-0	0-0	0-0-0	1	0	0	0	0	0
vs. USC	11	1-2	0-0	0-0	1-1-2	1	1	0	0	1	2
San Jose State	1	0-0	0-0	0-0	0-0-0	1	0	0	0	0	0

\* game started

### SEASON NOTES

- Had two points and two rebounds vs. USC (Nov. 29)
- Scored three points vs. Texas Southern (Nov. 24)
- Had four points (2-2 FG) vs. Grambling State (Nov. 21)
- Scored two points in his collegiate debut vs. Nicholls (Nov. 4)
- Had seven points and three rebounds in the exhibition vs. UTEP (Oct. 28)

	2024-25	CAREER	STREAK
Double Figure Scoring	-	-	-

### CAREER STATISTICS

Year	G-GS	Min-Avg.	FG-FGA	Pct.	3FG-3FGA	Pct.	FT-FTA	Pct.	Off-Def.	Reb-Avg.	PF-DQ	Ast	TO	Blk	Stl	Pts-Avg
2024-25	8-0	40-5.0	4-9	.444	1-4	.250	2-4	.500	1-4	5-0.6	8-0	2	0	0	2	11-1.4
Conf	1-0	1-1.0	0-0	.000	0-0	.000	0-0	.000	0-0	0-0.0	1-0	0	0	0	0	0-0.0
CAREER	8-0	40-5.0	4-9	.444	1-4	.250	2-4	.500	1-4	5-0.6	8-0	2	0	0	2	11-1.4



2024-25 New Mexico Men's Basketball  
Extended Season Box Score  
All games

Game Records

Record		Overall			Home			Away			Neutral
ALL GAMES		7-2			5-0			0-1			2-1
CONFERENCE		1-0			1-0			0-0			0-0
NON-CONFERENCE		6-2			4-0			0-1			2-1

Team Box Score Extended

No.	Player	GP-GS			Total		3-Point			F-Throw			Rebounds			PF	DQ	A	A/G	TO	TO/G	A/TO	BLK	BLK/G	STL	STL/G	PTS	AVG
		GP	GS	MIN	AVG	FG-FGA	FG%	3FG-3FGA	3FG%	FT-FTA	FT%	OFF	DEF	TOT	AVG													
2	DENT, Donovan	9-9		306:28	34.1	57-117	.487	6-14	.429	49-68	.721	4	14	18	2.0	12	0	71	7.89	25	2.78	2.84	8	0.89	12	1.33	169	18.8
22	AMZIL, Mustapha	9-9		279:18	31.0	41-101	.406	16-49	.327	36-48	.750	17	42	59	6.6	20	0	13	1.44	14	1.56	0.93	11	1.22	7	0.78	134	14.9
23	JOSEPH, Nelly	9-9		255:25	28.4	43-74	.581	0-2	.000	33-50	.660	26	57	83	9.2	25	0	13	1.44	24	2.67	0.54	16	1.78	13	1.44	119	13.2
3	WASHINGTON, Tru	9-9		256:03	28.5	40-97	.412	14-36	.389	14-21	.667	17	26	43	4.8	22	1	15	1.67	15	1.67	1.00	0	0.00	23	2.56	108	12.0
0	NOLAND, CJ	8-4		186:35	23.3	24-66	.364	10-36	.278	18-27	.667	9	21	30	3.8	25	2	12	1.50	9	1.13	1.33	4	0.50	19	2.38	76	9.5
8	BOROVICANIN, Filip	9-4		139:45	15.5	16-33	.485	5-12	.417	0-1	.000	5	17	22	2.4	15	0	11	1.22	6	0.67	1.83	0	0.00	4	0.44	37	4.1
6	ALLY ATIKI, Atiki	9-0		96:20	10.7	14-23	.609	0-0	.000	4-9	.444	12	18	30	3.3	14	0	6	0.67	3	0.33	2.00	13	1.44	3	0.33	32	3.6
4	DOTSON, Kayde	9-0		68:39	7.6	10-20	.500	7-15	.467	5-10	.500	0	3	3	0.3	9	0	11	1.22	4	0.44	2.75	0	0.00	3	0.33	32	3.6
1	APPELHANS, Braden	9-1		98:58	11.0	10-25	.400	8-20	.400	2-3	.667	2	7	9	1.0	4	0	4	0.44	1	0.11	4.00	3	0.33	3	0.33	30	3.3
7	SACKO, Ibrahima	7-0		52:31	7.5	5-9	.556	1-2	.500	0-3	.000	1	8	9	1.3	13	0	0	0.00	6	0.86	0.00	2	0.29	2	0.29	11	1.6
24	MILICEVIC, Jovan	8-0		39:32	4.9	4-9	.444	1-4	.250	2-4	.500	1	4	5	0.6	8	0	2	0.25	0	0.00	2.00	0	0.00	2	0.25	11	1.4
11	WEBB, Quinton	6-0		20:25	3.4	1-3	.333	0-1	.000	0-1	.000	2	2	4	0.7	3	0	1	0.17	2	0.33	0.50	0	0.00	0	0.00	2	0.3
Total		9		1800		265-577	.459	68-191	.356	163-245	.665	118	234	352	39.1	170	3	159	17.67	114	12.67	1.39	57	6.33	91	10.11	761	84.6
Opponents		9		1800		236-537	.439	71-188	.378	132-201	.657	103	239	342	38.0	194	4	144	16.00	154	17.11	0.94	32	3.56	66	7.33	675	75.0

Score by Periods

Team	1st	2nd	OT	TOT
New Mexico	350	411	0	761
Opponents	306	369	0	675





2024-25 New Mexico Men's Basketball  
Team Game-by-Game  
All games

Page 1/1  
as of Dec 05, 2024

				Total		3-Pointers		Free throws		Rebounds											
Opponent	Date	Score		FG-FGA	PCT	3FG-3FGA	PCT	FT-FTA	PCT	OFF	DEF	TOT	AVG	PF	A	TO	BLK	STL	PTS	AVG	
Nicholls	11/04/2024	91-84	W	31-81	.383	7-36	.194	22-32	.688	18	32	50	50.0	16	18	8	10	10	91	91.0	
vs UCLA	11/08/2024	72-64	W	25-49	.510	6-15	.400	16-23	.696	8	26	34	42.0	26	14	24	3	12	72	81.5	
A&M-Corpus Christi	11/12/2024	100-81	W	33-62	.532	9-23	.391	25-39	.641	11	26	37	40.3	28	22	14	9	15	100	87.7	
at St. John's (NY)	11/17/2024	71-85	L	28-64	.438	8-18	.444	7-18	.389	16	16	32	38.3	17	19	11	5	9	71	83.5	
Grambling	11/21/2024	80-58	W	28-60	.467	7-18	.389	17-26	.654	10	34	44	39.4	14	23	16	9	14	80	82.8	
Texas Southern	11/24/2024	99-68	W	38-75	.507	11-27	.407	12-21	.571	14	29	43	40.0	16	19	7	9	10	99	85.5	
vs Arizona St.	11/28/2024	82-85	L	24-63	.381	6-16	.375	28-32	.875	14	24	38	39.7	26	10	11	3	6	82	85.0	
vs Southern California	11/29/2024	83-73	W	30-58	.517	7-21	.333	16-24	.667	11	21	32	38.8	14	17	14	5	8	83	84.8	
San Jose St.	12/04/2024	83-77	W	28-65	.431	7-17	.412	20-30	.667	16	26	42	39.1	13	17	9	4	7	83	84.6	
Total		761		265-577	.459	68-191	.356	163-245	.665	118	234	352	39.1	170	159	114	57	91	761	84.6	
Opponents		675		236-537	.439	71-188	.378	132-201	.657	103	239	342	38.0	194	144	154	32	66	675	75.0	

New Mexico Averages

Games Played	Points/game	FG Pct	3FG Pct	FT Pct	Rebounds/game	Assists/game	Turnovers/game	Assist/Turnover ratio	Steals/game	Blocks/game
9	84.6	45.9	35.6	66.5	39.1	17.7	12.7	1.4	10.1	6.3



2024-25 New Mexico Men's Basketball  
Opponents Game-by-Game  
All games

Page 1/1  
as of Dec 05, 2024

				Total		3-Pointers		Free throws		Rebounds											
Opponent	Date	Score		FG-FGA	PCT	3FG-3FGA	PCT	FT-FTA	PCT	OFF	DEF	TOT	AVG	PF	A	TO	BLK	STL	PTS	AVG	
Nicholls	11/04/2024	91-84	W	30-72	.417	15-37	.405	9-16	.563	14	35	49	49.0	24	18	17	4	4	84	84.0	
vs UCLA	11/08/2024	72-64	W	20-55	.364	5-23	.217	19-27	.704	14	20	34	41.5	24	13	21	3	12	64	74.0	
A&M-Corpus Christi	11/12/2024	100-81	W	29-55	.527	5-16	.313	18-35	.514	9	30	39	40.7	26	20	22	4	7	81	76.3	
at St. John's (NY)	11/17/2024	71-85	L	34-68	.500	4-18	.222	13-20	.650	22	27	49	42.8	17	20	16	4	8	85	78.5	
Grambling	11/21/2024	80-58	W	22-62	.355	7-19	.368	7-15	.467	11	27	38	41.8	24	17	22	3	9	58	74.4	
Texas Southern	11/24/2024	99-68	W	23-59	.390	9-18	.500	13-17	.765	9	27	36	40.8	18	14	20	3	4	68	73.3	
vs Arizona St.	11/28/2024	82-85	L	26-55	.473	9-19	.474	24-32	.750	9	25	34	39.9	21	16	10	4	5	85	75.0	
vs Southern California	11/29/2024	83-73	W	27-55	.491	7-17	.412	12-18	.667	8	24	32	38.9	18	13	16	0	11	73	74.8	
San Jose St.	12/04/2024	83-77	W	25-56	.446	10-21	.476	17-21	.810	7	24	31	38.0	22	13	10	7	6	77	75.0	
Total		675		236-537	.439	71-188	.378	132-201	.657	103	239	342	38.0	194	144	154	32	66	675	75.0	
New Mexico		761		265-577	.459	68-191	.356	163-245	.665	118	234	352	39.1	170	159	114	57	91	761	84.6	

Opponents Averages

Games Played	Points/game	FG Pct	3FG Pct	FT Pct	Rebounds/game	Assists/game	Turnovers/game	Assist/Turnover ratio	Steals/game	Blocks/game
9	75.0	43.9	37.8	65.7	38.0	16.0	17.1	0.9	7.3	3.6



2024-25 New Mexico Men's Basketball  
Points-rebounds-assists  
All games

Opponent	Date	Score	0	1	2	3	4	6	7	8	11	22	23	
NOLAND,CJ	APPELHANS,	DENT,DONOV	WASHINGTON	DOTSON,KAY	ALLY ATIKI	SACKO,IBRA	BOROVICANI	WEBB,QUINT	AMZIL,MUST	JOSEPH,NEL				
Nicholls	11/04/2024	91-84	W	10-3-1	3-0-0	15-0-11	12-4-0	3-0-0	0-1-0	DNP	5-7-2	0-0-0	13-13-2	28-16-2
vs UCLA	11/08/2024	72-64	W	13-1-1	3-1-0	17-1-8	3-5-2	0-1-0	4-1-0	2-1-0	6-2-3	0-0-0	8-4-0	16-12-0
A&M-Corpus Christi	11/12/2024	100-81	W	5-3-1	3-2-0	25-0-10	15-5-2	18-1-3	9-5-2	3-1-0	0-1-0	0-1-0	12-7-2	10-9-2
at St. John's (NY)	11/17/2024	71-85	L	15-4-3	0-1-1	12-3-6	9-2-2	0-1-1	1-6-2	2-1-0	0-0-0	DNP	16-4-3	16-4-1
Grambling	11/21/2024	80-58	W	8-4-3	6-1-0	22-2-8	15-3-0	1-0-4	5-6-1	0-4-0	2-0-1	0-1-1	10-9-2	7-11-3
Texas Southern	11/24/2024	99-68	W	6-8-1	3-0-2	11-2-5	19-10-3	10-0-2	4-2-1	4-1-0	11-4-2	2-2-0	18-2-1	8-8-1
vs Arizona St.	11/28/2024	82-85	L	13-4-2	0-1-0	30-1-7	2-5-0	0-0-0	2-5-0	0-1-0	4-1-0	DNP	28-8-0	3-7-1
vs Southern California	11/29/2024	83-73	W	6-3-0	9-1-0	17-6-11	20-4-4	0-0-0	4-3-0	DNP	0-0-0	0-0-0	10-3-0	15-6-1
San Jose St.	12/04/2024	83-77	W	DNP	3-2-1	20-3-5	13-5-2	0-0-1	3-1-0	0-0-0	9-7-3	DNP	19-9-3	16-10-2

Opponent	Date	Score	24
Nicholls	11/04/2024	91-84	W
vs UCLA	11/08/2024	72-64	W
A&M-Corpus Christi	11/12/2024	100-81	W
at St. John's (NY)	11/17/2024	71-85	L
Grambling	11/21/2024	80-58	W
Texas Southern	11/24/2024	99-68	W
vs Arizona St.	11/28/2024	82-85	L
vs Southern California	11/29/2024	83-73	W
San Jose St.	12/04/2024	83-77	W



2024-25 New Mexico Men's Basketball  
Combined Team Statistics  
All games

Page 1/1  
as of Dec 05, 2024

Game Records

Record	Overall	Home	Away	Neutral
ALL GAMES	7-2	5-0	0-1	2-1
CONFERENCE	1-0	1-0	0-0	0-0
NON-CONFERENCE	6-2	4-0	0-1	2-1

Score by Periods

Team	1st	2nd	OT	TOT
New Mexico	350	411	0	761
Opponents	306	369	0	675

Team Box Score

No.	Player				Total		3-Point		F-Throw		Rebounds															
		GP-GS	MIN	AVG	FG-FGA	FG%	3FG-3FGA	3FG%	FT-FTA	FT%	OFF	DEF	TOT	AVG	PF	DQ	A	TO	BLK	STL	PTS	AVG				
2	DENT, Donovan	9-9	306:28	34.1	57-117	.487	6-14	.429	49-68	.721	4	14	18	2.0	12	0	71	25	8	12	169	18.8				
22	AMZIL, Mustapha	9-9	279:18	31.0	41-101	.406	16-49	.327	36-48	.750	17	42	59	6.6	20	0	13	14	11	7	134	14.9				
23	JOSEPH, Nelly	9-9	255:25	28.4	43-74	.581	0-2	.000	33-50	.660	26	57	83	9.2	25	0	13	24	16	13	119	13.2				
3	WASHINGTON, Tru	9-9	256:03	28.5	40-97	.412	14-36	.389	14-21	.667	17	26	43	4.8	22	1	15	15	0	23	108	12.0				
0	NOLAND, CJ	8-4	186:35	23.3	24-66	.364	10-36	.278	18-27	.667	9	21	30	3.8	25	2	12	9	4	19	76	9.5				
8	BOROVICANIN, Filip	9-4	139:45	15.5	16-33	.485	5-12	.417	0-1	.000	5	17	22	2.4	15	0	11	6	0	4	37	4.1				
6	ALLY ATIKI, Atiki	9-0	96:20	10.7	14-23	.609	0-0	.000	4-9	.444	12	18	30	3.3	14	0	6	3	13	3	32	3.6				
4	DOTSON, Kayde	9-0	68:39	7.6	10-20	.500	7-15	.467	5-10	.500	0	3	3	0.3	9	0	11	4	0	3	32	3.6				
1	APPELHANS, Braden	9-1	98:58	11.0	10-25	.400	8-20	.400	2-3	.667	2	7	9	1.0	4	0	4	1	3	3	30	3.3				
7	SACKO, Ibrahima	7-0	52:31	7.5	5-9	.556	1-2	.500	0-3	.000	1	8	9	1.3	13	0	0	6	2	2	11	1.6				
24	MILICEVIC, Jovan	8-0	39:32	4.9	4-9	.444	1-4	.250	2-4	.500	1	4	5	0.6	8	0	2	0	0	2	11	1.4				
11	WEBB, Quinton	6-0	20:25	3.4	1-3	.333	0-1	.000	0-1	.000	2	2	4	0.7	3	0	1	2	0	0	2	0.3				
Team											22	15	37					5								
Total		9	1800		265-577	.459	68-191	.356	163-245	.665	118	234	352	39.1	170	3	159	114	57	91	761	84.6				
Opponents		9	1800		236-537	.439	71-188	.378	132-201	.657	103	239	342	38.0	194	4	144	154	32	66	675	75.0				

Team Statistics

	UNM	OPP
Scoring	761	675
Points per game	84.6	75.0
Scoring margin	+9.6	-
Field goals-att	265-577	236-537
Field goal pct	.459	.439
3 point fg-att	68-191	71-188
3-point FG pct	.356	.378
3-pt FG made per game	7.6	7.9
Free throws-att	163-245	132-201
Free throw pct	.665	.657
F-Throws made per game	18.1	14.7
Rebounds	352	342
Rebounds per game	39.1	38.0
Rebounding margin	+1.1	-
Assists	159	144
Assists per game	17.7	16.0
Turnovers	114	154
Turnovers per game	12.7	17.1
Turnover margin	+4.4	-
Assist/turnover ratio	1.4	0.9
Steals	91	66
Steals per game	10.1	7.3
Blocks	57	32
Blocks per game	6.3	3.6
Winning streak	2	-
Home win streak	5	-
Attendance	54709	12310
Home games-Avg/Game	5-10942	1-12310
Neutral site-Avg/Game	-	3-846

Team Results

Date	Opponent		Score	Att.
11/04/2024	Nicholls	W	91-84	10609
11/08/2024	vs UCLA	W	72-64	1497
11/12/2024	A&M-Corpus Christi	W	100-81	11160
11/17/2024	at St. John's (NY)	L	71-85	12310
11/21/2024	Grambling	W	80-58	10996
11/24/2024	Texas Southern	W	99-68	11286
11/28/2024	vs Arizona St.	L	82-85	732
11/29/2024	vs Southern California	W	83-73	310
12/04/2024	San Jose St.	W	83-77	10658