



# NEW MEXICO LOBOS

## 2024-25 MEN'S BASKETBALL

X @ UNMLoboMBB | #GoLobos | GoLobos.com

### SCHEDULE/RESULTS

#### OCTOBER

28 UTEP (ex) W, 74-70

#### NOVEMBER

4 NICHOLLS W, 91-84

8 vs. #22 UCLA ^ W, 72-64

12 A&M-CORPUS CHRISTI W, 100-81

17 at #22 St. John's # L, 71-85

21 GRAMBLING STATE W, 80-58

24 TEXAS SOUTHERN W, 99-68

28 vs. Arizona State @ L, 82-85

29 vs. USC @ W, 83-73

#### DECEMBER

4 SAN JOSE STATE \* W, 83-77

7 NEW MEXICO STATE L, 83-89 (ot)

14 WESTERN NEW MEXICO W, 122-70

18 VCU MWN 7:00

28 at Colorado State \* MWN 1:00

31 at Fresno State \* MWN 6:00

#### JANUARY

3 NEVADA \* FS1 9:00

7 at Wyoming \* CBSSN 8:00

11 SAN DIEGO STATE \* CBS 1/2p

14 at San Jose State \* MWN 8:00

17 BOISE STATE \* FS1 9:00

20 FRESNO STATE \* CBSSN 3:00

25 at UNLV \* FOX 1:00

#### FEBRUARY

1 at Utah State \* FS1 7:30

5 COLORADO STATE \* FS1 8:30

8 at Air Force \* MWN/Altitude 2:00

12 WYOMING \* FS1 8:00

16 UTAH STATE \* CBSSN 2:00

19 at Boise State \* CBSSN 8:00

25 at San Diego State \* FS1 9:00

#### MARCH

1 AIR FORCE \* MWN 2:00

4 at Nevada \* CBSSN 7:00

7 UNLV \* CBSSN 8:00

12 Mountain West 1st Round

13 Mountain West Quarterfinals

14 Mountain West Semifinals

15 Mountain West Final

All Times MT and subject to change | \* Mountain West Game

^ Las Vegas Hoopfest (Henderson, Nev.)

# Madison Square Garden

@ Acrisure Classic (Palm Desert, Calif.)

% Mountain West Tournament (Las Vegas, Nev.)

### COMMUNICATIONS

Steve Kirkland - Men's Basketball Contact

(434) 825-5241 cell  
kirkland@unm.edu email

X @skirkland14

### GAME #12 | DEC. 18 | THE PIT | ALBUQUERQUE, NM

NEW MEXICO LOBOS

8-3 (1-0 MW)



VCU RAMS

9-2 (0-0 A-10)

Head Coach: Richard Pitino (Providence '05)

Overall Record: 228-181 (13th)

UNM Record: 69-44 (4th)

vs. VCU: 0-0



Head Coach: Ryan Odom (Hampden-Sydney '96)

Overall Record: 203-122 (11th)

VCU Record: 33-16 (2nd)

vs. UNM: 4-0 (4-0 USU)

NET: 90

KenPom: 70

NET: 62

KenPom: 42



PBP: Robert Portnoy  
Analyst: Hunter Greene

#### THE OPENING TIP

- ▶ Lobos conclude non-conference play by hosting VCU
- ▶ VCU is the first top-50 KenPom team to visit The Pit in non-conference play since 2017-18 (Arizona)
- ▶ With a win, UNM would have two top-50 KenPom wins in the non-conference for the first time since 2013-14 (Cincinnati, Marquette)
- ▶ UNM is the only team in the nation to rank in the top 10 in both blocks and steals
- ▶ Jovan Milicevic is the reigning Mountain West Freshman of the Week after scoring a career-high 21 points vs. Western New Mexico
- ▶ Donovan Dent is the only player in the nation averaging 17.0 points/7.5 assists

#### SERIES HISTORY

Overall: 0-1  
Home: 0-0  
Streak: L1

#### LAST 5 SERIES GAMES

11/29/08 N<sup>Cancun</sup> L, 55-67

### POSSIBLE STARTERS



0 CJ NOLAND

G | 6-4 / 210 | Sr. | Waxahachie, Texas

9.2 ppg | 3.2 rpg | 23.1 mpg | 2.2 spg

- ▶ Career-high eight rebounds vs. Texas Southern
- ▶ Season-high 15 points at St. John's
- ▶ Four double-figure scoring games



2 DONOVAN DENT

G | 6-2 / 185 | Jr. | Riverside, Calif.

17.7 ppg | 2.0 rpg | 7.5 apg | 33.0 mpg | 1.5 spg

- ▶ 1st Lobo ever with a 25pt/10ast/OTO game (Nov. 12 vs. A&M-Corpus Christi)
- ▶ Only player nationally averaging 18.0 points and 7.5 assists




8 FILIP BOROVICANIN

G | 6-9 / 220 | Jr. | Belgrade, Serbia

4.7 ppg | 2.5 rpg | 1.2 apg | 15.4 mpg

- ▶ Career-high 13 points vs. Western NM
- ▶ Two double-figure scoring games
- ▶ Starred for Serbia at the 2023 FIBA U19 World Cup



22 MUSTAPHA AMZIL

F | 6-9 / 215 | Sr. | Helsinki, Finland

13.9 ppg | 6.2 rpg | 30.8 mpg | 1.0 BPG

- ▶ Career-high 28 points vs. Arizona State
- ▶ Career-high 13 rebs vs. Nicholls
- ▶ Leads team with 19 3-pointers and 76.9 FT%



23 NELLY JUNIOR JOSEPH

C | 6-10 / 240 | Sr. | Benin City, Nigeria

12.8 ppg | 9.6 rpg | 1.6 bpg | 28.1 mpg | 54% FG

- ▶ MW Player of the Week (Nov. 11)
- ▶ Preseason All-Mountain West
- ▶ 47 career doubles (4th most among active Division I players)

### KEY RESERVES

No.	Pos.	Name	Yr.	Ht. / Wt.	PPG	RPG	Of Note
3	G	Tru Washington	So.	6-2 / 205	11.6	4.8	Tied for MW lead with 24 steals
1	G	Braden Appelkans	R-So.	6-7 / 195	5.6	1.2	Career-high 18 points vs. Western NM
4	G	Kayde Dotson	Fr.	6-2 / 190	4.2	0.5	18 pts (6-7 FG) vs. TAMU-CC
6	F	Atiki Ally Atiki	Sr.	6-10 / 225	4.0	4.0	Career-high 5 blocks vs. TAMU-CC
24	F	Jovan Milicevic	Fr.	6-10 / 240	3.5	1.2	Reigning MW Freshman of the Week
7	F	Ibrahima Sacko	So.	6-6 / 230	1.9	1.2	Three starts in 23-24 at Georgia Tech
11	G	Quinton Webb	R-So.	6-6 / 205	0.7	0.7	50 FG% in 2023-24 as redshirt freshman

## RICHARD PITINO



4th Season at New Mexico

### COACHING RECORD

Year	School	Overall	Conf.
2013	FIU	18-14	11-9
2014	Minnesota	25-13	8-10
2015	Minnesota	18-15	6-12
2016	Minnesota	8-23	2-16
2017	Minnesota	24-10	11-7
2018	Minnesota	15-17	4-14
2019	Minnesota	22-14	9-11
2020	Minnesota	15-16	8-12
2021	Minnesota	14-15	6-14
2022	New Mexico	13-19	5-12
2023	New Mexico	22-12	8-10
2024	New Mexico	26-10	10-8
2025	New Mexico	8-3	1-0
<b>TOTALS</b>		<b>228-181</b>	<b>89-135</b>

### NOTABLE

- 2024 Naismith Coach of the Year Watch List
- Led the Lobos to the 2024 Mountain West Championship and their 1st NCAA appearance in a decade
- Took UNM to the NIT in his second season, the Lobos' first postseason appearance in nine years
- Led Minnesota to the 2014 NIT Championship and two NCAA Tournament appearances
- 2017 Big Ten Coach of the Year
- 2017 NABC District 7 Coach of the Year
- 18 wins over ranked teams in eight seasons at Minnesota
- Led FIU to 10-win improvement and first winning seasons in 12 years in 2012-13 in first season as a head coach
- Five NCAA appearances in seven years as an assistant coach
- While on his father's staff at Louisville, the Cardinals reached the 2012 Final Four, the Elite Eight in 2008 and 2009 and won two Big East Championships
- While on Billy Donovan's staff at Florida, the Gators reached the Elite Eight in 2011 and won

### PITINO vs. 2024-25 OPPONENTS

Air Force	5-2	(5-2 UNM)
Arizona State	0-1	(0-1 UNM)
Boise State	2-4	(2-4 UNM)
Colorado St	3-4	(3-4 UNM)
Fresno St	2-3	(2-3 UNM)
Grambling State	2-0	(2-0 UNM)
Nevada	2-4	(2-4 UNM)
New Mexico State	3-2	(3-2 UNM)
Nicholls	1-0	(1-0 UNM)
St. John's	1-2	(1-1 Minnesota/0-1 UNM)
San Diego St	3-3	(3-3 UNM)
San Jose St	5-1	(5-1 UNM)
A&M-Corpus Christi	2-0	(1-0 Minnesota/1-0 UNM)
Texas Southern	3-0	(1-0 FIU/2-0 UNM)
UCLA	1-0	(1-0 UNM)
UNLV	1-4	(1-4 UNM)
USC	1-0	(1-0 UNM)
Utah State	1-5	(1-5 UNM)
<b>VCU</b>	<b>first meeting</b>	
Western NM	3-0	(3-0 UNM)
Wyoming	5-2	(5-2 UNM)

### NON-CONFERENCE SUCCESS

- New Mexico has posted a 32-4 record in regular season non-conference games over the past three seasons (13-0 in '23, 12-1 last year, 7-3 this year)
- The Lobos' .889 win percentage in those games is the tied for the 3rd best record nationally (behind Purdue and Utah State)
- UNM posted a 12-win non-conference season in consecutive seasons for the first time the last two years since a four-year stretch from 2010-13

BEST REGULAR SEASON NON-CONF. RECORD LAST 3 YRS	
.935	Purdue (29-2)
.917	Utah State (33-3)
<b>.889</b>	<b>New Mexico (32-4)</b>
.889	Kansas (32-4)
.889	Oklahoma (32-4)
.889	Mississippi St (32-4)
.886	Houston (31-4)

through games of 12/15

### I WANNA GO FAST!

- New Mexico currently ranks No. 4 nationally in KenPom Tempo with an adjusted average of 74.1 possessions per game
- The Lobos' season-opening game against Nicholls featured 84 possessions, as did the third game of the season against Texas A&M-Corpus Christi, the most in a regulation game for New Mexico under Richard Pitino
- UNM has ranked in the top 25 nationally in KenPom tempo in all four seasons under Richard Pitino, finishing ninth in tempo last season

### SERIES HISTORY

- VCU leads the all-time series 1-0 (first meeting at The Pit)
- The only previous meeting came in 2008-09, a 67-55 VCU win in the semifinals of the Cancun Challenge

### AGAINST THE ATLANTIC 10

- VCU is the only Atlantic 10 team on the Lobos' schedule this season
- The Lobos are 6-9 all-time against Atlantic 10 opponents (5-2 at The Pit)
- UNM hasn't played an A-10 team since 2016-17, a loss to Dayton in the Wooden Classic
- The Lobos' last win over an A-10 foe was a victory over George Mason in the 2014-15 Puerto Rico Classic
- The home-and-home series with VCU (UNM will visit Richmond next season) is the Lobos' third-ever home-and-home with an A-10 school (Saint Louis in 2011-12/2012-13; Dayton in 2009-10/2010-11)

### LIGHTING UP THE SCOREBOARD VS. WESTERN NEW MEXICO

- The Lobos' 122-70 victory over Western New Mexico on Dec. 14 was highlighted by numerous milestones
- The 122 points were the most by the Lobos since the 2017-18 opener (147-76 win vs. Northern New Mexico) and the most by a Mountain West team in three years (126 by UNLV vs. Life Pacific in 2022-23)
- It was the seventh time in program history that UNM scored at least 60 points in both halves of a game
- The 52-point margin of victory was the UNM's sixth-largest margin since 1999-2000
- The Lobos set highs in the Richard Pitino era with 122 points, 62 points in a half (second), .667 field goal percentage in a half (second), 52-point margin of victory, 47 field goals, 31 assists and 74 bench points
- UNM had a 22-0 run in the second half, the largest run by the Lobos in the past five years

### STREAK SNAPPED WITH SAN JOSE STATE VICTORY

- Wednesday's win over San Jose State marked the first time in nearly two full years that the Lobos won a game in which they didn't have a double-digit lead at some point during the game (UNM's largest lead was the final margin of six)
- In each of the Lobos' previous 36 victories, they had a double-figure lead at some point during the game
- The Lobos held a double-digit lead in the first six victories this season, following a 2023-24 season where UNM held a double-digit lead in all 26 victories
- Prior to the win over the Spartans, New Mexico's last victory in a game when they never held a double-digit lead was an 81-79 overtime win over Boise State in 2022-23 (largest lead was five)

## MEDIA SCHEDULE

DEC. 18 Wednesday	DEC. 19 Thursday	DEC. 20 Friday	DEC. 21 Saturday	DEC. 22 Sunday	DEC. 23 Monday	DEC. 24 Tuesday
GAMEDAY vs. VCU 7:00 pm						

## RANKINGS

### ASSOCIATED PRESS (12/16)

1	Tennessee (50)	10-0	1537
2	Auburn (12)	9-1	1483
3	Iowa State	9-1	1416
4	Kentucky	10-1	1325
5	Duke	8-2	1324
6	Alabama	8-2	1210
7	Florida	10-0	1169
8	Kansas	8-2	1056
9	Marquette	9-2	926
10	Oregon	10-1	903
11	UConn	8-3	808
12	Texas A&M	9-2	758
13	Gonzaga	7-3	737
14	Oklahoma	10-0	732
15	Houston	6-3	582
16	Purdue	8-3	498
17	Ole Miss	9-1	459
18	<b>UCLA</b>	<b>9-1</b>	<b>436</b>
19	Cincinnati	8-1	325
20	Michigan State	8-2	322
21	Memphis	8-2	287
22	Dayton	9-2	281
23	<b>San Diego State</b>	<b>7-2</b>	<b>250</b>
24	Michigan	8-2	209
25	Clemson	9-2	175

Others receiving votes: Mississippi State 158, Arkansas 151, Missouri 120, Baylor 115, Illinois 70, Drake 52, **St. John's 50**, **Utah State 48**, Pittsburgh 28, Maryland 24, West Virginia 19, Wisconsin 18, Oklahoma State 16, **Arizona State 14**, Creighton 12, North Carolina 9, Penn State 8, Indiana 7, Texas 3, St. Bonaventure 2

### COACHES (12/16)

1	Tennessee (22)	10-0	765
2	Auburn (9)	9-1	744
3	Iowa State	9-1	708
4	Kentucky	10-1	664
5	Duke	8-2	638
6	Florida	10-0	610
7	Alabama	8-2	601
8	Kansas	8-2	518
9	Marquette	9-2	496
10	Oregon	10-1	454
11	Texas A&M	9-2	368
12	Houston	6-3	363
13	UConn	8-3	337
14	Gonzaga	7-3	328
15	Oklahoma	10-0	308
16	Ole Miss	9-1	282
17	Purdue	8-3	264
18	<b>UCLA</b>	<b>9-1</b>	<b>263</b>
19	Michigan State	8-2	178
20	Cincinnati	8-1	146
21	Michigan	8-2	113
22	Memphis	8-2	111
23	<b>San Diego State</b>	<b>7-2</b>	<b>110</b>
24	Dayton	9-2	98
25	Mississippi State	9-1	92

Others receiving votes: Clemson 87; Baylor 79; Illinois 50; **St. John's 48**; Drake 44; **Utah State 40**; Arkansas 31; Maryland 29; Georgia 23; Wisconsin 22; Pittsburgh 21; Missouri 18; North Carolina 9; West Virginia 5; Creighton 5; Texas Tech 3; Penn State 2;

### 2024-25 Opponents in Bold

## MAKING A DENT IN THE RECORD BOOK

- Donovan Dent made history on Nov. 12 in the win over Texas A&M-Corpus Christi, becoming the first Lobo to ever have a 25 point/10 assist game with no turnovers (fifth overall 25p/10a game in program history)
- It is one of just 18 games of 25 points/10 assists/no turnovers against D-I opposition in the past 20 years
- Dent now has a school-record three career games with at least 10 assists and no turnovers
- Dent's three 10 assist/0 turnover games over the past two seasons are tied for most in the nation with Gonzaga's Ryan Nembhard

## DENT DISHING IT OUT

- Donovan Dent is the only player in the nation averaging 17.0 points and 7.5 assists per game this season
- He is one of two players in the nation to record at least 10 points and four assists in every game this season (Bennett Stirtz - Drake)
- Dent has led the Lobos in assists in every game this season, the third longest streak of being the team's assist leader to start a season
- Dent has six games with at least eight assists this season, matching his total from last season and one shy of the most eight-assist games by a Lobo in the Mountain West era
- Dent is one of two players nationally to have multiple 25-point games and multiple 10-assist games this season against Division I opponents (Kameron Jones - Marquette)
- Against St. John's, Dent recorded his 300th career assist and enters tonight's game with 352 career assists (14th in UNM history)

## DENT'S THANKSGIVING BUCKETS AND DISHES

- In the Acrisure Classic semifinal vs. Arizona State on Thanksgiving, Donovan Dent had 30 points, seven assists and no turnovers
- It is the only 30pt/7asst/0to game in Division I this season, and just the fifth nationally over the past three years (since 2022-23)
- Ironically, two of the other four have UNM ties (former Lobo Taryn Todd for Arkansas State at Bowling Green last season; Fresno State's Jemarl Baker, Jr. two years ago vs. Chicago State, before he transferred to UNM for his final season)

## OH NELLY

- Nelly Junior Joseph is one of two players nationally this year to have at least 125 points, 100 rebounds, 15 blocks and 15 steals (UAB's Yaxel Lendeborg)
- Joseph became just the third player in Mountain West history, and the first in 20 years, to reach those benchmarks over the first 10 games of a season, joining UNM's Danny Granger and Utah's Andrew Bogut (both in 2004-05)
- Joseph has 47 career double-doubles, the fourth most among active Division I players

## FINNISH STRONG IN EARLY SEASON

- Mustapha Amzil is having a strong start to the 2024-25 season after a slow start during the 2023-24 non-conference schedule
- Amzil is averaging three times as many points and rebounds per game than last year's non-conference schedule, and has already quadrupled his 3-point FGs and blocks from last year's non-conference slate
- He set a career high with 28 points vs. Arizona State in the Acrisure Classic
- Amzil recorded his 1,000th career point in the Nov. 24 win over Texas Southern

### UNM CAREER GAMES WITH 10 ASSISTS/0 TURNSOVERS

3	<b>Donovan Dent</b> (2023-pres.)
2	Marlon Parmer (2000-02)
2	Darrell McGee (1987-90)
1	Six tied

### LED UNM IN ASSISTS EVERY GAME TO START SEASON

26	Petie Gibson (1970-71 - whole season)
12*	Darrell McGee (1988-89)
11*	<b>Donovan Dent</b> (2024-25)
11	Donovan Dent (2023-24)

\* did not tie for team lead in assists in any game

### UNM MOST 8-ASSIST GAMES IN MW ERA (since 99-00)

7	Kendall Williams (2013-14)
7	Dairese Gary (2010-11)
6	<b>Donovan Dent</b> (2024-25)
6	Donovan Dent (2023-24)
6	Antino Jackson (2017-18)

### MW PLAYERS 1st 10 GAMES 125pt/100reb/15blk/15stl

Danny Granger	(2004-05 UNM)
Andrew Bogut	(2004-05 Utah)
<b>Nelly Junior Joseph</b>	(2024-25 UNM)

### NCAA DIVISION I ACTIVE DOUBLE-DOUBLE LEADERS

73	Norchad Omier	(Baylor)
67	Johni Broome	(Auburn)
53	Hunter Dickinson	(Kansas)
47	<b>Nelly Junior Joseph</b>	(New Mexico)

### AMZIL NON-CONF. BREAKDOWN

	2024-25	2023-24
Points/G	13.4	4.2
Reb/G	5.9	2.0
3FG	18	3
Blocks	9	2

## QUICK FACTS

### THE UNIVERSITY OF NEW MEXICO

Location	Albuquerque, N.M.
Founded	1889 by Territorial Legislature
Enrollment	22,852
Nickname	Lobos
Colors	Cherry (PMS 200) & Silver (PMS 428)
Conference	Mountain West
National Affiliation	NCAA Division I

President	Dr. Garnett S. Stokes
Director of Athletics	Fernando Lovo
Facility	The Pit
Capacity	15,411
Age	Built in 1966 (Renovated in 2009-10)





# 2024-25 LOBO BASKETBALL

## DOUBLE TIME

### DOUBLE-DOUBLES

	2024-25	CAREER	STREAK
Nelly Junior Joseph	4	47%	2
Donovan Dent	3	6	-
Mustapha Amzil	1	3%	-
Tru Washington	1	2	-

### DOUBLE FIGURE POINTS

	2024-25	CAREER	STREAK
Donovan Dent	11	43	11
Mustapha Amzil	9	59%	-
Nelly Junior Joseph	7	92%	-
Tru Washington	7	16	1
CJ Noland	4	27%	-
Braden Appelhans	2	4	2
Filip Borovicinan	2	3%	1
Kayde Dotson	2	2	-
Jovan Milicevic	1	1	1
Atiki Ally Atiki	-	7%	-
Ibrahima Sacko	-	1%	-

### DOUBLE FIGURE REBOUNDS

	2024-25	CAREER	STREAK
Nelly Junior Joseph	5	55%	-
Mustapha Amzil	1	4%	-
Atiki Ally Atiki	1	3%	1
Tru Washington	1	2	-

## BIG TIME GAMES

### 20-POINT GAMES

	2024-25	CAREER	STREAK
Donovan Dent	4	12	-
Nelly Junior Joseph	1	10%	-
Mustapha Amzil	1	3%	-
Tru Washington	1	2	-
Jovan Milicevic	1	1	1
CJ Noland	-	2%	-

### 30-POINT GAMES

	2024-25	CAREER	STREAK
Donovan Dent	1	2	-

### 10-ASSIST GAMES

	2024-25	CAREER	STREAK
Donovan Dent	3	6	-

% Career totals include games at previous schools (NCAA Division I)

## COUNT IT, AND ONE!

### AND ONES...

	2024-25	CAREER <sup>A</sup>
Donovan Dent	5	17
Nelly Junior Joseph	5	8
Tru Washington	1	8
Braden Appelhans	1	1
Jovan Milicevic	1	1
Mustapha Amzil	-	1

<sup>\*</sup> made FG while fouled, followed by a made FT | <sup>A</sup> UNM career only | (#) - 4pt plays

## STOCK REPORT

- New Mexico ranks sixth nationally in blocks at 6.1 per game and fifth nationally in steals at 10.6 per game
- The Lobos are the only team in the nation to rank in the top 10 in both categories
- Last season, UNM led the Mountain West in both blocks and steals

## DEFENSIVE DOUBLE-DOUBLE

- New Mexico had 10 blocks and 10 steals in the victory over Nicholls to open the season
- It was the Lobos' second 10-and-10 game since the start of the 2023-24 season (10 blks and 12 stls vs. Utah State last season)
- The Lobos had gone 12 seasons without a 10-and-10 game prior to last season's Utah State game
- UNM has nearly had three more 10-and-10 games this season, with three games of double-digit steals and nine blocks

## DOUBLE-DOUBLE x3 ON OPENING NIGHT

- New Mexico had three players record double-doubles on opening night against Nicholls, tying the school record for most double-doubles in a game
- Nelly Junior Joseph tied a career high with 28 points and matched his UNM high with 16 rebounds for his 44th career double-double
- Mustapha Amzil had his fourth career double-double with 13 points and a career-high 13 rebounds
- Donovan Dent had his fourth career double-double with 15 points and 11 assists
- UNM hadn't had three double-doubles in a game in 27 years, dating back to a victory over Texas Tech in 1997-98

## PITINO vs. RANKED OPPONENTS

- The Lobos are 6-6 against ranked opponents under Richard Pitino (win vs. No. 22 Wyoming in 2022, win at No. 23 San Diego State in 2023, wins vs. No. 19 San Diego State, No. 16 Utah State and No. 22 Colorado State in 2024, win vs. No. 22 UCLA in 2025)
- Going back to his tenure at Minnesota, Pitino has led his squad to at least one ranked in each of the past 10 seasons (since 2015-16)
- Pitino is one of 11 active coaches in the nation to enter the season with at least one AP ranked win every season since 2015-16

### AT LEAST ONE AP RANKED WIN EVERY YEAR SINCE 2015-16

Dana Altman	Greg McDermott
Rick Barnes	Matt Painter
Scott Drew	<b>Richard Pitino</b>
Mark Few	Bill Self
Tom Izzo	

### Continues Streak with Ranked Win Leonard Hamilton Chris Holtmann

## MILICEVIC EARNS FRESHMAN HONOR

- Jovan Milicevic earned his first Mountain West Player of the Week honor on Dec. 16 after double-doubles a strong performance against Western New Mexico
- In the 122-70 win, Milicevic scored a career-high 21 points on 8-11 shooting (3-4 3FG), becoming the first Lobo in over a year to have a 20-point game off the bench
- The 21-point performance more than doubled his season total of 14 points combined over the first 10 games of the season
- Milicevic also tied a career high with six rebounds, while setting career highs of four assists and three steals

## JOSEPH EARNS FIRST MW HONOR

- Nelly Junior Joseph earned the first Mountain West Player of the Week honor this season after double-doubles in the wins over Nicholls and No. 22 UCLA
- In the season-opening win over Nicholls, Joseph tied a career high with 28 points and matched his UNM high with 16 rebounds
- It is one of only three 28 point/16 rebound games in Division I this season (Auburn's Johni Broome vs. North Alabama; Stanford's Maxime Raynaud at Santa Clara)
- Joseph had 16 points and 12 rebounds in the win over the Bruins in the Las Vegas Hoopfest

## PRESEASON ACCOLADES

- For the second straight season, New Mexico had two players selected to the preseason All-Mountain West team as Donovan Dent and Nelly Junior Joseph were honored
- The Lobos were one of two teams (Boise State) to have multiple players on the 10-player team
- Last season, Dent was a second-team All-Mountain West selection

## CAPTAINS NAMED

- Donovan Dent, Mustapha Amzil and CJ Noland were selected as the captains for the 2024-25 Lobos
- All are serving as a captain for the first time in their collegiate careers



# 2024-25 LOBO BASKETBALL

## MW & NCAA LEADERS

### TEAM - MOUNTAIN WEST LEADERS

	Value	NCAA Rank	MW Rank
Assists/Game	18.8	14th	1st
Fast Break Pts/Game	19.9	3rd	1st
FT Attempts/Game	25.8	16th	1st
Scoring Offense	87.8	8th	1st
Steals/Game	10.6	5th	1st
Turnover Margin	+5.8	11th	1st
TOs Forced/Game	17.7	7th	1st

### TEAM - OTHER TOP 50 NCAA

	Value	NCAA Rank	MW Rank
Assist/TO Ratio	1.58	34th	2nd
Blocks/Game	6.1	6th	2nd
FTs/Game	17.3	46th	3rd
Off. Rebs/Game	14.2	26th	2nd
Rebounds/Game	39.9	47th	2nd

### INDIVIDUAL - MOUNTAIN WEST LEADERS

	Value	NCAA Rank	MW Rank
Donovan Dent			
Assists	83	5th	1st
Assists/Game	7.5	5th	1st
FT Attempts	76	20th	1st
Nelly Junior Joseph			
Rebounds	106	10th	1st
Tru Washington			
Steals	24	34th	1st
CJ Noland			
Steals	24	34th	1st

### INDIVIDUAL - OTHER TOP 50 NCAA

	Value	NCAA Rank	MW Rank
Nelly Junior Joseph			
Double-Doubles	4	24th	3rd
Rebounds/Game	9.6	18th	2nd
Def. Rebs/Game	6.4	30th	3rd
Off. Rebs/Game	3.3	35th	2nd
Donovan Dent			
Asst/TO Ratio	2.86	42nd	3rd
FTs	54	31st	2nd
CJ Noland			
Steals/Game	2.40	26th	2nd

### ON THE DOT(SON)

- Freshman guard Kayde Dotson scored 18 points off the bench against Texas A&M-Corpus Christi in the third game of the season
- In the Mountain West era (since 1999-00), it is the second most points by a Lobo freshman one of the first three games of his career, trailing only Jamaal Williams (20 vs. Texas Southern in 2001-02) and matching Makuach Maluach (18 vs. Northern New Mexico in 2017-18)

### SWEEP LA

- Since 2000, New Mexico was the 27th non-conference team to play both UCLA and USC in the same regular season, and became the seventh to earn wins over both in the same year
- The previous six teams since 1999-00 to beat both UCLA and USC in the non-conference schedule are Pepperdine (2001-02), Kansas (2010-11), Kansas (2011-12), San Diego State (2012-13), Monmouth (2015-16) and Gonzaga (2023-24)

### ON THE AIR

- New Mexico will play at least 18 games this season on national television
- 14 of UNM's 20 Mountain West games are televised, meaning 49 of the last 56 conference games have been on TV (2nd most in the conference)
- The Lobos will play two games this season on broadcast television, hosting San Diego State on CBS for the second straight year (Jan. 11) and playing on FOX for the first time ever on Jan. 25 at UNLV

### LOBOS PICKED SECOND IN MOUNTAIN WEST

- New Mexico was picked second in the preseason Mountain West poll
- It was the Lobos' highest projected finish since 2013-14 (picked to win the league)
- Boise State was picked to win the league, followed by New Mexico, Nevada, San Diego State, UNLV, Utah State, Colorado State, San Jose State, Wyoming, Fresno State and Air Force

### WHO IS BACK?

- New Mexico returns eight letterwinners from last season, including two starters in Donovan Dent and Nelly Junior Joseph
- Mustapha Amzil, the 2023-24 Mountain West Sixth Man of the Year returns, as does Tru Washington, one of the league's top freshmen last season
- Braden Appelhaus and Quinton Webb return after reserve roles last season during their redshirt freshman seasons
- Deraje Agbaosi and Shane Douma-Sanchez are coming off a redshirt season in 2023-24

### WHO IS NEW?

- New Mexico added eight new players to the roster (four transfers and four freshmen)
- All four transfers have power conference experience (CJ Noland - All Big XII Freshman Team at Oklahoma before playing last year at North Texas), Atiki Ally Atiki (BYU), Ibrahima Sacko (Georgia Tech), Filip Borovic-anin (Arizona)
- Jovan Milicevic was a four-star recruit in the Class of 2024, while Kayde Dotson and Daniel Thomas were both All-State honorees in Texas

### UP NEXT

- The Lobos return to Mountain West play on Dec. 28 with a visit to Colorado State
- UNM is looking for its first win in Fort Collins since 2017-18
- Game time is 1:00 pm and the game airs on the Mountain West Network



# 2024-25 LOBO BASKETBALL

## 2024-25 ROSTER

NO.	PLAYER	PRONUNCIATION	POS.	YR.	HT.	HOMETOWN	SOCIAL	
0	CJ NOLAND		G	Grad.	6-4	Waxahachie, TX	X @CjNoland1	@ thecjnoland
1	BRADEN APPELHANS	apple-hahns	G	R-So.	6-7	Blue Springs, MO	X @AppelhansBraden	@ bradenappelhans1
2	DONOVAN DENT		G	Jr.	6-2	Riverside, CA	X @Donovandent1	@ donovandent2
3	TRU WASHINGTON		G	So.	6-4	Phoenix, AZ	X @washington_tru	@ truashington
4	KAYDE DOTSON	cade	G	Fr.	6-2	Beaumont, TX	X @iamkaydedotson	@ kayde_._
6	ATIKI ALLY ATIKI	ah-TEE-kee ollie	F	Sr.	6-10	Mwanza, Tanzania	X @AtikiAtiki1	@ atikially3a
7	IBRAHIMA SACKO	E-bra-HE-ma SOCK-oh	F	So.	6-6	Conakry, Guinea		@ sacko0812
8	FILIP BOROVCANIN	bor-oh-VEECH-an-in	F	Jr.	6-9	Belgrade, Serbia	X @borovicinan_4	@ borovicinan_4
11	QUINTON WEBB		G	R-So.	6-6	San Bernardino, CA	X @_quintonwebb5	@ quintonwebb11
13	DANIEL THOMAS		F	Fr.	6-8	Dallas, TX	X @OnlyDaniel	@ danthomas_13
21	DERAJE AGBAOSI	derr-ah-ZHAY ag-BOW-see	F	R-Jr.	6-7	Union, NJ		@ _deraje
22	MUSTAPHAAMZIL	ahm-SEAL	F	Sr.	6-9	Helsinki, Finland	X @CantStaphMe	@ mustaphaamzil
23	NELLY JUNIOR JOSEPH		F	Sr.	6-10	Benin City, Nigeria	X @eazynelz	@ eazynelz
24	JOVAN MILICEVIC	YO-vahn mill-LEECH-ah-vich	F	Fr.	6-10	Toronto, ON	X @JovanMilicevic9	@ jovan.m23
32	SHANE DOUMA-SANCHEZ	DUE-ma	G	R-Fr.	6-1	Laguna Pueblo, NM	X @ds32_shaneshane	@ saucy_shaneshane
35	DYLAN CHAVEZ		G	Fr.	6-5	Albuquerque, NM	X @dylanchavez00	@ dylanchavez0

Head Coach

Associate Head Coach

Assistant Coach

Assistant Coach

Assistant Coach

Assistant Coach/Video Coordinator

Director of Basketball Operations

Strength & Conditioning Coach

Sports Medicine

Communications

Richard Pitino

Isaac Chew

Tarvish Felton

Aaron Katsuma

Dave Pilipovich

Danny Walters

Peyton Stephens

Matthew Flores

Grant Smith

Steve Kirkland

4th Season / Providence, 2005

4th Season / Avila, 1999

3rd Season / Southern Utah, 1999

2nd Season / Minnesota, 2014

4th Season / Thiel, 1986

3rd Season / Texas A&M, 2020

4th Season / Texas A&M, 2019

4th Season / Arizona State, 2012

1st Season / Missouri, 2020

4th Season / Penn State, 2001

## THE LAST TIME

### A NEW MEXICO PLAYER...

- **Scored 30 points:** Donovan Dent (30) vs. Arizona State (11/28/24)
- **Scored 35 points:** Jaelen House (42) at Air Force (2/5/22)
- **Scored 40 points:** Jaelen House (42) at Air Force (2/5/22)
- **Two players with 20 points:** Donovan Dent (30) and Mustapha Amzil (28), vs. Arizona State (11/28/24)
- **Two players with 25 points:** Donovan Dent (30) and Mustapha Amzil (28), vs. Arizona State (11/28/24)
- **Three players with 20 points:** Corey Manigault (28), Zane Martin (23) & Vance Jackson (20) vs. Wyoming (2/8/20)
- **20-point game off the bench:** Jovan Milicevic (21) vs. Western New Mexico (12/14/24)
- **20-points in one half:** Jaelen House (26) vs. New Mexico State (12/2/23)
- **All five starters scored in double figures:** at San Jose State (1/24/03)
- **One player scored in double figures:** at Air Force (2/24/21)
- **No players scored in double figures:** at Boise State (12/23/20)
- **Five players scored in double figures:** vs. Western New Mexico (12/14/24)
- **All five starters scored in double figures:** at San Jose State (1/24/24)
- **Six players scored in double figures:** vs. Utah State (1/16/24)
- **Had 15 rebounds:** Nelly Junior Joseph (17) vs. New Mexico State (12/7/24)
- **Had 20 rebounds:** Carlton Bragg (20) at Wyoming (3/9/19)
- **Two players with 10 rebounds:** Nelly Junior Joseph (16) & Mustapha Amzil (13) vs. Nicholls (11/4/24)
- **Double-Double:** Nelly Junior Joseph vs. New Mexico State (12/7/24)
- **Two players had a double-double:** Nelly Junior Joseph, Mustapha Amzil and Donovan Dent vs. Nicholls (11/4/24)
- **Three players had a double-double:** Nelly Junior Joseph, Mustapha Amzil and Donovan Dent vs. Nicholls (11/4/24)
- **Double-Double with points and assists:** Donovan Dent vs. USC (11/29/24)
- **Four Double-Doubles in a row:** Morris Udeze (1/7/23-1/17/23)
- **Triple-Double:** Luc Longley vs. Penn State (3/28/90) *NIT*
- **20 points and 20 rebounds:** Carlton Bragg (22/20) at Wyoming (3/9/19)
- **10 assists:** Donovan Dent (11) vs. USC (11/29/24)
- **5 Blocked Shots:** Atiki Ally Atiki (5) vs. A&M-Corpus Christi (11/12/24)
- **5 Steals:** Tru Washington (5) vs. Grambling State (11/21/24)
- **Led UNM in Points, Rebounds and Assists:** Makuach Malauch at Fresno State (1/30/21)
- **Hit a last second shot to win a game (1.0 or later):** Donovan Dent vs. UT Arlington (11/16/23), layup with 0.5 left to win 82-80
- **Played the entire game:** Jaelen House at Air Force (2/5/22)
- **Played 40 or more minutes:** Four players at Nevada (2ot) (1/23/23)

### NEW MEXICO TEAM...

- **Won in Overtime:** 81-79 vs. Boise State (1/20/23)
- **Lost in Overtime:** 83-89 vs. New Mexico State (12/7/24)
- **Played Two Overtimes:** L, 94-97 (2ot) at Nevada (1/23/23)
- **Played Three Overtimes:** W, 104-99 (3ot) vs. Fresno State (3/8/96) *WAC*
- **Shot 70 percent for a Half:** 73.3 (22-30)<sup>2</sup>, vs. Houston Baptist (12/22/19)
- **Shot 60 percent in a Game:** 60.3 (47-78) vs. Western New Mexico (12/14/24)
- **Shot less than 30 percent in a Game:** 29.7 (19-64) vs. Clemson (3/22/24) *NCAA*
- **Shot 90 percent from the free throw line:** 92.3 (12-13) vs. Air Force (3/13/24) *MWT*
- **Shot 50 percent from 3-point line:** 50.0 (14-28) vs. Western New Mexico (12/14/24)
- **Shot less than 30 percent in a half:** 24.1 (19-64)<sup>2</sup>, vs. Clemson (3/22/24) *NCAA*
- **Shot less than 20 percent in a half:** 19.2 (5-26)<sup>1</sup>, vs. Utah State (1/6/21)
- **Shot 55 percent or better and lost:** 59.6 (31-52) vs. New Mexico State (11/17/18)
- **Attempted 50 FTs:** 52 at UTEP (1/2/08)
- **Made 30 FTs:** 36 vs. UTSA (12/10/22)
- **Made 10 3-pt FGs:** 14, vs. Western New Mexico (12/14/24)
- **Failed to make a 3-pt FG:** vs. Washington State (12/25/15)
- **Had 50 rebounds:** 50, vs. Nicholls (11/4/24)
- **Had 25 assists:** 31, vs. Western New Mexico (12/14/24)
- **Had 15 steals:** 17, vs. Western New Mexico (12/14/24)
- **Had 10 blocks:** 10, vs. Nicholls (11/4/24)
- **Scored 50 pts in a half:** 62<sup>2</sup>, vs. Western New Mexico (12/14/24)
- **Scored 60 pts in a half:** 62<sup>2</sup>, vs. Western New Mexico (12/14/24)
- **Scored 100 pts (MW):** 108, at Colorado State (2/28/18)
- **Scored 100 pts (non-conf):** 122, vs. Western New Mexico (12/14/24)
- **Scored under 20 pts in 1st half:** 19, at Fresno State (1/28/21)
- **Scored under 20 pts in 2nd half:** 18, at UNLV (1/18/21)
- **Scored under 50 pts in a game:** 46, at UNLV (1/18/21)
- **Never trailed:** vs. UCLA (11/8/24)

### AN OPPOSING PLAYER...

- **Scored 30 points:** Max Rice (35), Boise State (1/31/24)
- **Scored 35 points:** Max Rice (35), Boise State (1/31/24)
- **Scored 40 points:** Jordan Caroline (45), Nevada (1/7/17)
- **Two players with 20 points:** Christian Cook (27) & Robert Carpenter (20), New Mexico State (12/7/24)
- **Two players with 25 points:** Graham Ike (29) & Hunter Maldonado (25), at Wyoming (1/22/22)
- **Three players with 20 points:** Will Baker (28), Jarod Lucas (22) & Kenan Blackshear (20), at Nevada (1/13/23)
- **20-point game off the bench:** Robert Carpenter (20), New Mexico State (12/7/24)
- **One player scored in double figures:** Grambling State (11/21/24)
- **No players scored in double figures:** Nevada (1/28/24)
- **Five players scored in double figures:** at St. John's (11/17/24)
- **All five starters scored in double figures:** at St. John's (11/17/24)
- **Six players scored in double figures:** Utah State (1/8/22)
- **Had 15 rebounds:** Tyler Bilodeau (15), vs. UCLA (11/8/24)
- **Had 20 rebounds:** Ryan Watkins (22), Boise State (1/21/14)
- **Two players with 10 rebounds:** RJ Luis, Jr. (11) & Zuby Ejiofor (10), at St. John's (11/17/24)
- **Double-Double:** Robert Vaihola, San Jose State (12/4/24)
- **Two players had a double-double:** RJ Luis, Jr. & Zuby Ejiofor, at St. John's (11/17/24)
- **Double-Double with points and assists:** Isaiah Stevens, at Colorado State (3/3/23)
- **Triple-Double:** Omari Moore, at San Jose State (2/20/22)
- **10 assists:** Alvaro Cardenas (10), at San Jose State (1/24/24)
- **5 Blocked Shots:** Neemias Queta (5), Utah State (1/6/21)
- **5 Steals:** Skyy Clark (6), vs. UCLA (11/8/24)
- **Hit a last second shot to win a game (1.0 or later):** Lamont Butler, San Diego State (2/25/23), three-pointer as time expired to win 73-71

### OPPONENT TEAM...

- **Shot 70 percent for a Half:** 73.1 (19-26)<sup>2</sup>, at Air Force (2/10/23)
- **Shot 60 percent in a Game:** 66.0 (35-53) at Air Force (2/10/23)
- **Shot less than 30 percent in a Game:** 29.4 (20-68), Boise State (3/14/24) *MWT*
- **Shot 90 percent from the free throw line:** 100.0 (5-5), at San Jose State (1/24/24)
- **Shot 50 percent from 3-point line:** 50.0 (9-18), Texas Southern (11/24/24)
- **Shot less than 30 percent in a half:** 27.6 (8-29)<sup>2</sup>, San Diego State (3/16/24) *MWT*
- **Shot less than 20 percent in a half:** 18.5 (5-27)<sup>1</sup>, at Fresno State (1/28/21)
- **Shot 55 percent or better and lost:** 57.8 (37-64) at Wyoming (2/20/18)
- **Attempted 50 FTs:** 50, New Mexico State (12/11/82)
- **Made 30 FTs:** 35, Utah State (3/14/19)
- **Made 10 3-pt FGs:** 14, New Mexico State (12/7/24)
- **Failed to make a 3-pt FG:** New Mexico State (12/16/15)
- **Had 50 rebounds:** 52, Boise State (1/15/22)
- **Had 25 assists:** 27, at Colorado State (3/3/21)
- **Had 15 steals:** 15, UAB (11/25/21)
- **Had 10 blocks:** 10, Utah State (1/6/21)
- **Scored 50 pts in a half:** 51<sup>2</sup>, vs. Arizona State (11/28/24)
- **Scored 60 pts in a half:** 61<sup>2</sup>, at Wyoming (2/20/18)
- **Scored 100 pts (MW):** 105, at Colorado State (1/15/20)
- **Scored 100 pts (non-conf):** 100, at New Mexico State (12/4/18)
- **Scored under 20 pts in 1st half:** 19, at Fresno State (1/28/21)
- **Scored under 20 pts in 2nd half:** 19, New Mexico State (12/3/14)
- **Scored under 50 pts in a game:** 46, Northern New Mexico (2/11/22)
- **Never trailed:** at Saint Mary's (11/9/23)

### COMEBACKS...

	New Mexico Comeback	Opponent Comeback
Trailing at Half	Wyoming (3/8/23) <sup>35-38 / 87-76</sup>	vs. Arizona St (11/28/24) <sup>34-37 / 85-82</sup>
Trailing w/8:00 left	San Jose St (12/4/24) <sup>63-69 / 83-77</sup>	vs. Arizona St (11/28/24) <sup>60-62 / 85-82</sup>
Trailing w/4:00 left	San Jose St (12/4/24) <sup>73-75 / 83-77</sup>	Air Force (2/24/24) <sup>67-70 / 78-77</sup>
Trailing w/2:00 left	at Wyoming (12/31/22) <sup>72-74 / 76-75</sup>	Air Force (2/24/24) <sup>70-72 / 78-77</sup>
Trailing w/1:00 left	at NMSU (12/15/23) <sup>68-72 / 73-72</sup>	Air Force (2/24/24) <sup>73-76 / 78-77</sup>
Trailing any pt in final 30 sec of 2nd half or 30 sec of OT	vs. CSU (2/21/24) <sup>65-66 (OT) / 68-66</sup>	Air Force (2/24/24) <sup>75-77 (OT) / 78-77</sup>





# 2024-25 LOBO BASKETBALL

## NEW MEXICO UTEP

74  
70

GAME #0 (exhibition)  
Oct. 28, 2024  
The Pit (10,359)  
Albuquerque, NM

UTEP	FG	3FG	FT	O-D-T	PF	TP	A	TO	BS	S	MP
23 Frazier*	8-14	4-6	1-1	1-0-1	3	21	1	0	1	2	22
34 Kalu*	3-6	0-0	1-2	2-2-4	3	7	0	0	0	0	17
4 Camper*	1-5	0-1	0-0	0-2-2	3	2	1	1	0	2	30
5 Terrell*	2-6	0-0	1-1	2-0-2	5	5	4	1	0	3	22
13 Barnes*	2-8	1-4	2-2	0-3-3	4	7	4	2	0	3	27
1 Thomas	1-4	1-2	1-2	0-2-2	1	4	1	0	0	0	16
3 Hebb	1-1	0-0	0-0	0-0-0	0	2	0	2	0	0	5
11 Horton	0-3	0-3	2-2	0-3-3	5	2	0	1	0	0	20
12 Bynum	2-10	1-6	1-1	0-4-4	1	6	1	2	0	2	19
32 Hamilton	5-7	0-0	0-0	3-2-5	2	10	0	0	0	0	11
33 Jones	1-6	0-2	2-2	0-1-1	0	4	0	1	2	0	11
TEAM				1-2-3							
Totals	26-70	7-24	11-13	9-21-30	27	70	12	11	3	12	200
UNM	FG	3FG	FT	O-D-T	PF	TP	A	TO	BS	S	MP
8 Borovicainin*	0-2	0-1	1-1	1-3-5	0	1	2	1	0	1	20
22 Amzli*	1-8	0-5	4-4	2-9-11	0	6	1	1	0	0	20
23 Joseph*	3-7	0-0	1-5	4-12-16	3	7	1	4	5	0	30
2 Dent*	5-6	1-1	8-10	0-0-0	2	19	5	5	0	0	32
3 Washington*	5-12	3-5	4-5	2-4-6	1	17	2	2	0	4	28
0 Noland	0-4	0-3	2-2	0-1-1	1	2	0	4	0	1	16
1 Appelhans	0-3	0-3	4-4	0-3-3	0	4	0	1	0	1	8
4 Dotson	0-1	0-1	1-2	0-1-1	1	1	0	3	1	0	8
6 Atiki	1-2	0-0	2-2	3-1-4	3	4	1	2	0	1	10
7 Sacko	2-4	0-1	0-0	2-0-2	0	4	1	0	2	0	12
11 Webb	1-2	0-1	0-1	0-1-1	1	2	0	1	1	1	8
24 Milicevic	3-4	1-2	0-0	1-2-3	1	7	1	1	1	0	8
TEAM				3-0-3							
Totals	21-55	5-23	27-36	19-37-56	13	74	14	25	11	9	200
	1st	2nd	Total			FG%	3FG%	FT%			
UTEP	30	40	70			37.1	29.2	84.6			
New Mexico	36	38	74			38.2	21.7	75.0			

Points in the Paint-UTEP 38, UNM 28; Points off Turnovers-UTEP 17, UNM 14  
2nd Chance Points-UTEP 10, UNM 19; Fast Break Points-UTEP 10, UNM 16  
Bench Points-UTEP 28, UNM 24. Score Tied-2 times. Lead changed-4 times.  
Largest lead-UTEP by 1 1st-9:50, UNM by 14 2nd-5:01.  
UTEP led for 0:46, UNM led for 38:38, Game tied 0:36.  
Officials: Mike Littlewood, Deldre Carr, Bianca Burns  
Technical: none

## NEW MEXICO NICHOLLS

91  
84

GAME #1  
Nov. 4, 2024  
The Pit (10,609)  
Albuquerque, NM

NICH (0-1)	FG	3FG	FT	O-D-T	PF	TP	A	TO	BS	S	MP
6 Myles*	3-6	1-3	0-0	1-4-5	5	7	1	1	0	1	14
15 West*	3-7	0-0	4-5	3-6-9	3	10	2	4	3	0	35
1 English*	2-10	1-3	2-6	0-4-4	2	7	8	5	0	0	27
2 Brown*	8-16	6-12	1-2	1-3-4	2	23	3	1	0	0	39
10 Cornish*	4-16	4-14	2-2	1-6-7	3	14	0	1	0	1	26
0 Collins	3-3	0-0	0-0	2-3-5	5	6	1	1	0	0	18
3 Searles	1-4	0-1	0-1	0-4-4	0	2	1	0	1	0	8
5 Malone	1-1	0-0	0-0	1-2-3	1	2	1	3	0	1	14
9 Gray	5-9	3-4	0-0	2-1-3	3	13	1	0	0	1	19
TEAM				3-2-5							
Totals	30-72	15-37	9-16	14-35-49	24	84	18	17	4	4	200
UNM (1-0)	FG	3FG	FT	O-D-T	PF	TP	A	TO	BS	S	MP
8 Borovicainin*	2-6	1-4	0-0	2-5-7	2	5	2	1	0	0	19
22 Amzli*	5-15	1-9	2-2	5-8-13	3	13	2	0	2	0	32
23 Joseph*	9-15	0-0	10-12	6-10-16	2	28	2	3	3	2	36
2 Dent*	5-11	0-2	5-7	0-0-0	0	15	11	2	1	3	38
3 Washington*	4-8	2-3	2-2	1-3-4	4	12	0	1	0	2	20
0 Noland	4-14	1-9	1-3	2-1-3	2	10	1	1	3	1	22
1 Appelhans	1-4	0-0	0-0	0-0-0	0	3	0	0	0	1	9
4 Dotson	1-4	1-4	0-2	0-0-0	2	3	0	0	0	0	10
6 Atiki	0-3	0-0	0-0	0-1-1	0	0	0	0	1	0	4
11 Webb	0-0	0-0	0-0	0-0-0	0	0	0	0	0	0	1
24 Milicevic	0-1	0-1	2-4	0-1-1	1	2	0	0	0	1	8
TEAM				2-3-5							
Totals	31-81	7-36	22-32	18-32-50	16	91	18	8	10	10	200
	1st	2nd	Total			FG%	3FG%	FT%			
Nicholls	43	41	84			41.7	40.556	3.3			
New Mexico	48	43	91			38.3	19.4	68.8			

Points in the Paint-NICH 30, UNM 46; Points off Turnovers-NICH 6, UNM 23  
2nd Chance Points-NICH 16, UNM 17; Fast Break Points-NICH 13, UNM 27  
Bench Points-NICH 23, UNM 18. Score Tied-7 times. Lead changed-2 times.  
Largest lead-NICH by 3 1st-10:33, UNM by 12 2nd-7:07.  
NICH led for 4:09, UNM led for 32:02, Game tied 3:49.  
Officials: Scott Brown, Jim Bruno, Crystal Hogan  
Technical: none

## NEW MEXICO #22 UCLA

72  
64

GAME #2  
Nov. 8, 2024  
Lee's Family Forum (1,497)  
Henderson, NV

UNM (2-0)	FG	3FG	FT	O-D-T	PF	TP	A	TO	BS	S	MP
8 Borovicainin*	2-2	2-2	0-0	0-2-2	3	6	3	1	0	0	24
22 Amzli*	3-7	2-4	0-0	0-4-4	4	8	0	3	2	0	28
23 Joseph*	5-9	0-0	6-8	4-8-12	3	16	0	4	1	2	33
2 Dent*	8-13	0-1	1-4	0-1-1	1	17	8	9	0	2	34
3 Washington*	1-7	0-3	1-2	2-3-5	2	3	2	3	0	5	30
0 Noland	2-5	1-2	8-8	0-1-1	5	13	1	0	0	3	19
1 Appelhans	1-1	1-1	0-0	0-1-1	1	3	0	0	0	0	4
4 Dotson	0-1	0-1	0-0	0-1-1	0	0	0	2	0	0	6
6 Atiki	2-2	0-0	0-0	0-1-1	1	4	0	0	0	0	7
7 Sacko	1-1	0-0	0-1	0-1-1	4	2	0	0	0	0	10
11 Webb	0-1	0-1	0-0	0-0-0	0	0	0	0	0	0	2
24 Milicevic	0-0	0-0	0-0	0-0-0	2	0	0	0	0	0	2
TEAM				2-3-5							
Totals	25-49	6-15	16-23	8-26-34	26	72	14	24	3	12	200
UCLA (1-1)	FG	3FG	FT	O-D-T	PF	TP	A	TO	BS	S	MP
3 Dailey*	1-3	1-2	2-2	1-2-3	4	5	1	2	0	0	15
34 Bilodeau*	8-20	2-7	5-8	7-8-15	3	23	0	3	1	2	33
0 Johnson*	2-4	0-2	3-4	2-2-4	4	7	5	1	0	1	26
2 Andrews*	2-6	0-3	0-0	0-0-0	2	4	2	6	0	1	30
55 Clark*	3-9	1-4	0-0	0-0-0	2	7	1	1	0	6	29
1 Perry	1-4	1-2	5-7	1-2-3	3	8	2	1	0	2	23
10 Stefanovic	1-4	0-3	0-0	2-1-3	2	2	0	3	0	0	15
12 Mack	0-0	0-0	2-2	0-0-0	1	2	2	3	0	0	10
15 Mara	0-0	0-0	0-0	0-0-0	1	0	0	0	0	0	5
24 Kyle	2-5	0-0	2-4	0-4-4	2	6	0	1	2	0	15
TEAM				1-1-2							
Totals	20-55	5-23	19-27	14-20-34	24	64	13	21	3	12	200
	1st	2nd	Total			FG%	3FG%	FT%			
New Mexico	41	31	72			51.0	40.0	69.6			
UCLA	30	34	64			36.4	21.7	70.4			

Points in the Paint-UNM 36, UCLA 24; Points off Turnovers-UNM 21, UCLA 15  
2nd Chance Points-UNM 2, UCLA 12; Fast Break Points-UNM 17, UCLA 10  
Bench Points-UNM 27, UCLA 18. Score Tied-1 time. Lead changed-0 times.  
Largest lead-UNM by 16 2nd-14:29, UCLA - none.  
UNM led for 39:31, UCLA led for 0:00, Game tied 0:29.  
Officials: Paul Szelc, Mike Reed, Keith Kimble  
Technical: none

## NEW MEXICO TAMU-CC

100  
81

GAME #3  
Nov. 12, 2024  
The Pit (11,160)  
Albuquerque, NM

TAMU-CC (1-2)	FG	3FG	FT	O-D-T	PF	TP	A	TO	BS	S	MP
6 S.Williams*	4-8	0-0	0-2	3-3-6	2	8	0	1	0	1	19
12 Dease*	5-6	0-1	1-2	2-5-7	1	11	7	4	0	0	27
33 Clark*	5-8	1-2	8-9	1-4-5	3	19	1	2	0	0	29
2 Roberts*	2-6	2-5	0-0	0-2-2	2	6	0	1	1	0	18
10 L.Williams*	2-5	0-0	1-5	0-3-3	3	5	3	2	1	1	20
0 Torbor	0-0	0-0	0-0	0-0-0	1	0	0	1	0	1	3
1 Wright-Forde	3-5	0-0	3-5	0-2-2	3	9	2	3	1	0	15
3 Villegas	0-0	0-0	0-0	0-0-0	0	0	0	0	0	0	4
4 Parker	0-4	0-4	1-2	0-1-1	3	1	4	3	0	1	12
5 Dennis	3-3	1-1	0-2	0-0-0	2	7	2	0	0	0	10
13 Jackson	4-5	0-0	1-4	0-5-5	4	9	1	0	1	1	22
21 Walker	0-1	0-0	0-0	0-1-1	2	0	0	2	0	1	7
24 Potter	1-4	1-3	3-4	0-0-0	0	6	0	3	0	1	14
TEAM				3-4-7							
Totals	29-55	5-16	18-35	9-30-39	26	81	20	22	4	7	200
UNM (3-0)	FG	3FG	FT	O-D-T	PF	TP	A	TO	BS	S	MP
8 Borovicainin*	0-5	0-2	0-0	1-0-1	2	0	0	1	0	0	14
22 Amzli*	3-9	1-5	5-6	2-5-7	3	12	2	4	2	2	27
23 Joseph*	5-6	0-0	0-3	3-6-9	4	10	1	2	2	2	16
2 Dent*	7-10	1-1	10-14	0-0-0	2	25	10	0	0	2	30
3 Washington*	5-12	1-4	4-7	3-2-5	3	15	2	1	0	2	31
0 Noland	1-7	1-5	2-2	0-3-3	5	5	1	3	0	3	16
1 Appelhans	1-1	1-1	0-0	0-2-2	0	3	0	0	0	1	10
4 Dotson	6-7	3-4	3-4	0-1-1	2	18	3	1	0	2	15
6 Atiki	4-4	0-0	1-3	1-4-5	2	9	2	0	5	0	21
7 Sacko	1-1	1-1	0-0	0-1-1	4	3	0	1	0	1	14
11 Webb	0-0	0-0	0-0	0-1-1	0	0	0	1	0	0	4
24 Milicevic	0-0	0-0	0-0	0-0-0	1	0	0	0	0	0	2
TEAM				1-1-2							
Totals	33-62	9-23	25-39	11-26-37	28	100	22	14	9	15	200
	1st	2nd	Total			FG%	3FG%	FT%			
A&M-Corpus Christi	34	47	81			52.7	31.3	51.4			
New Mexico	49	51	100			53.2	39.1	64.1			

Points in the Paint-TAM





# 2024-25 LOBO BASKETBALL

## NEW MEXICO TEXAS SOUTHERN 68

GAME #6  
Nov. 24, 2024  
The Pit (11,286)  
Albuquerque, NM

TXSO (1-5)	FG	3FG	FT	O-D-T	PF	TP	A	TO	BS	S	MP
1 Hunter*	4-12	0-0	0-0	1-4-5	4	8	0	1	2	1	30
0 Jackson-Posey*	1-3	1-3	0-0	0-3-3	2	3	1	2	0	0	11
2 McClain*	6-12	2-5	11-	0-1-1	3	15	6	5	0	0	28
7 Hayes*	2-7	2-2	4-4	1-0-1	0	10	3	1	0	1	25
23 Posey*	1-2	0-0	0-0	1-1-1	5	2	0	2	0	0	14
5 Wysinger	2-4	1-1	7-8	0-4-4	0	12	2	1	0	0	16
8 Anderson	1-4	0-0	1-2	0-2-2	1	3	1	1	0	1	22
12 Mortle	2-5	1-2	0-0	0-4-4	2	5	1	0	0	0	13
14 Granger	2-3	2-3	0-0	1-2-3	1	6	0	1	0	1	17
20 Koureissi	2-6	0-1	0-2	3-4-7	0	4	0	3	1	0	19
32 Farooq	0-1	0-1	0-0	0-0-0	0	0	0	1	0	0	6
TEAM				3-2-5							
Totals	23-59	9-18	13-17	9-27-36	19	68	14	20	3	4	200
UNM (5-1)	FG	3FG	FT	O-D-T	PF	TP	A	TO	BS	S	MP
22 Amzli*	6-15	2-6	4-6	0-2-2	1	18	1	0	0	0	29
23 Joseph*	2-4	0-1	4-6	1-7-8	3	8	1	2	3	2	23
0 Noland*	3-6	0-2	0-1	2-6-8	2	6	1	1	0	2	21
2 Dent*	4-9	0-1	3-4	1-1-2	2	11	5	0	1	1	25
3 Washington*	8-13	3-4	0-1	5-5-10	1	19	3	1	0	4	28
1 Appelhans*	1-3	1-2	0-0	0-0-0	0	3	2	0	2	1	14
4 Dotson	3-6	3-5	1-2	0-0-0	1	10	2	0	0	0	15
6 Atiki	2-4	0-0	0-0	2-0-2	0	4	1	1	2	0	13
7 Sacko	2-3	0-1	0-0	1-0-1	2	4	0	1	1	0	5
8 Borovicinan	5-6	1-2	0-0	0-4-4	2	11	2	1	0	0	10
11 Webb	1-2	0-0	0-1	1-1-2	1	2	0	0	0	0	8
24 Milicevic	1-4	1-3	0-0	0-1-1	1	3	1	0	0	0	10
TEAM				1-2-3							
Totals	38-75	11-27	12-21	14-29-43	16	99	19	7	9	10	200
1st	31	37	68			FG%	3FG%	FT%			
Texas Southern	31	37	68			39.0	50.0	76.5			
New Mexico	38	61	99			50.7	40.7	57.1			

Points in the Paint-TXSO 18, UNM 52; Points off Turnovers-TXSO 2, UNM 30  
2nd Chance Points-TXSO 6, UNM 24; Fast Break Points-TXSO 14, UNM 29  
Bench Points-TXSO 30, UNM 37. Score Tied-2 times. Lead changed-2 times.  
Largest lead-TXSO by 2 1st-2:27, UNM by 39 2nd-3:31.  
TXSO led for 0:32, UNM led for 37:13. Game tied 2:15.  
Officials: Tommy Nunez, Crystal Hogan, Daniel Nguyen  
Technical: UNM-Washington; TXSO-Coach Jones, Posey

## ARIZONA STATE NEW MEXICO 82

GAME #7  
Nov. 28, 2024  
Acrisure Arena (732)  
Palm Desert, CA

ASU (6-1)	FG	3FG	FT	O-D-T	PF	TP	A	TO	BS	S	MP
8 Jhjad*	5-9	3-4	7-10	2-4-6	4	20	0	1	0	1	26
21 Quintance*	2-8	0-1	0-3	4-4-8	2	4	1	1	3	1	29
1 Mason*	3-8	1-2	4-4	0-3-3	4	11	5	1	1	1	33
10 Freeman*	4-6	1-3	7-8	0-3-3	2	16	3	2	0	1	28
44 Miller*	3-6	2-3	0-0	0-1-1	2	8	2	2	0	1	28
3 Sanon	1-11	2-5	5-5	1-1-2	1	19	3	1	0	0	32
5 Ali	6-4	0-1	0-0	0-1-1	2	2	1	0	0	0	11
9 Phillips	2-3	0-0	1-2	0-4-4	4	5	1	1	0	0	14
TEAM				2-4-6							
Totals	26-55	9-19	24-32	9-25-34	22	85	16	10	4	5	200
UNM (5-2)	FG	3FG	FT	O-D-T	PF	TP	A	TO	BS	S	MP
22 Amzli*	6-16	3-9	13-14	3-5-8	4	28	0	2	0	0	35
23 Joseph*	1-3	0-0	1-1	2-5-7	4	3	1	5	0	1	25
0 Noland*	4-7	3-3	2-2	0-4-4	3	13	2	1	0	2	30
2 Dent*	9-21	0-1	12-15	0-1-1	2	30	7	0	1	0	35
3 Washington	1-8	0-3	0-0	3-2-5	4	2	0	0	0	2	27
1 Appelhans*	0-0	0-0	0-0	0-1-1	0	0	0	0	0	0	5
4 Dotson	0-0	0-0	0-0	0-0-0	0	0	0	0	0	0	5
6 Atiki	1-2	0-0	0-0	1-4-5	4	2	0	0	2	0	15
7 Sacko	0-1	0-0	0-0	0-1-1	1	0	0	2	0	0	5
8 Borovicinan	2-5	0-0	0-0	1-0-1	3	4	0	1	0	1	16
24 Milicevic	0-0	0-0	0-0	0-0-0	1	0	0	0	0	0	2
TEAM				4-1-5							
Totals	24-63	6-16	28-32	14-24-38	26	82	10	11	3	6	200
1st	34	51	85			FG%	3FG%	FT%			
Arizona State	34	51	85			47.3	47.4	75.0			
New Mexico	37	45	82			38.1	37.5	87.5			

Points in the Paint-ASU 26, UNM 34; Points off Turnovers-ASU 15, UNM 13  
2nd Chance Points-ASU 10, UNM 8; Fast Break Points-ASU 5, UNM 7  
Bench Points-ASU 26, UNM 6. Score Tied-10 times. Lead changed-7 times.  
Largest lead-ASU by 13 1st-5:48, UNM by 9 2nd-15:18.  
ASU led for 18:09, UNM led for 17:08. Game tied 4:43.  
Officials: Terry Oglesby, Bill Vinovich, Alexander Thompson  
Technical: ASU-Phillips, Coach Hurley

## NEW MEXICO USC 83

GAME #8  
Nov. 29, 2024  
Acrisure Arena (310)  
Palm Desert, CA

USC (5-3)	FG	3FG	FT	O-D-T	PF	TP	A	TO	BS	S	MP
0 Thomas*	4-7	1-4	0-0	0-7-7	2	9	5	5	0	3	37
5 Williams*	3-6	2-4	3-4	0-4-4	0	11	2	1	0	1	27
33 Cohen*	6-9	0-0	2-3	1-0-1	2	14	0	0	0	0	17
1 Claude*	5-9	1-1	2-2	0-2-2	2	13	2	3	0	3	32
7 Agbo*	4-12	3-6	2-2	2-5-7	5	13	2	3	0	2	40
2 Elolhim	0-0	0-0	0-0	0-2-2	1	0	0	1	0	0	9
3 Knowling	1-4	0-0	0-0	1-1-2	2	2	0	0	0	0	11
4 Pope	0-0	0-0	0-0	0-0-0	1	0	0	0	0	0	0+
6 Yates	0-2	0-1	0-0	1-0-1	0	0	1	1	0	0	6
8 Patton	3-4	0-0	1-3	1-2-3	2	7	0	0	0	1	7
9 Shelley	0-1	0-1	1-2	0-0-0	1	1	1	0	0	0	6
12 Agee	1-1	0-0	1-2	0-0-0	0	3	0	1	0	0	8
TEAM				2-1-3							
Totals	27-55	7-17	12-18	8-24-32	18	73	13	16	0	11	200
UNM (6-2)	FG	3FG	FT	O-D-T	PF	TP	A	TO	BS	S	MP
22 Amzli*	3-6	1-2	3-5	1-2-3	0	10	0	3	0	1	29
23 Joseph*	5-8	0-0	5-6	4-2-6	2	15	1	2	2	0	26
0 Noland*	3-8	0-4	0-4	0-3-3	3	6	0	1	0	2	23
2 Dent*	6-12	1-2	4-4	1-5-6	1	17	11	4	1	1	36
3 Washington*	7-12	3-7	3-4	1-3-4	1	20	4	3	0	2	32
1 Appelhans*	3-7	2-5	1-1	1-0-1	1	9	0	0	0	0	17
4 Dotson	0-0	0-0	0-0	0-0-0	2	0	0	0	0	0	4
6 Atiki	2-2	0-0	0-0	0-3-3	1	4	0	0	2	0	12
8 Borovicinan	0-1	0-0	0-0	0-0-0	0	0	0	0	0	1	8
11 Webb	0-0	0-0	0-0	0-0-0	2	0	0	1	0	0	2
24 Milicevic	1-2	0-0	0-0	1-1-2	1	2	1	0	0	1	11
TEAM				2-2-4							
Totals	30-58	7-21	16-24	11-21-32	14	83	17	14	5	8	200
1st	30	43	73			FG%	3FG%	FT%			
USC	30	43	73			49.1	41.2	66.7			
New Mexico	39	44	83			51.7	33.3	66.7			

Points in the Paint-USC 38, UNM 40; Points off Turnovers-USC 16, UNM 17  
2nd Chance Points-USC 9, UNM 12; Fast Break Points-USC 8, UNM 12  
Bench Points-USC 13, UNM 15. Score Tied-1 time. Lead changed-4 times.  
Largest lead-USC by 4 1st-17:35, UNM by 20 2nd-5:58.  
USC led for 2:21, UNM led for 35:59, Game tied 1:40.  
Officials: John Hampton, Michael Greenstein, Bill Vinovich  
Technical: none

## NEW MEXICO SAN JOSE ST 77

GAME #9  
Dec. 4, 2024  
The Pit (10,658)  
Albuquerque, NM

SJSU (4-6, 0-1)	FG	3FG	FT	O-D-T	PF	TP	A	TO	BS	S	MP
22 Valhola*	3-3	0-0	4-6	3-8-11	2	10	3	3	4	0	23
0 Yap*	0-7	0-4	0-0	1-4-5	4	0	4	2	0	0	33
1 McClendon*	6-12	4-7	4-4	0-1-1	2	20	2	0	1	1	35
6 Hall*	3-13	0-2	2-3	1-5-6	4	8	2	2	2	1	30
9 Udjuje*	8-14	3-4	3-3	0-1-1	3	22	1	3	0	3	35
5 Davis	1-3	0-1	4-5	1-2-3	2	6	0	0	0	0	27
13 Washington	1-2	1-1	0-0	0-0-0	1	3	1	1	0	0	10
24 NgaNga	3-3	2-2	0-0	0-1-1	4	8	0	1	0	1	7
TEAM				1-2-3							
Totals	25-56	10-21	17-21	7-24-31	22	77	13	10	7	6	200
UNM (7-2, 1-0)	FG	3FG	FT	O-D-T	PF	TP	A	TO	BS	S	MP
22 Amzli*	6-12	1-3	6-9	5-4-9	2	19	3	0	2	1	37
23 Joseph*	5-11	0-0	6-6	2-8-10	3	16	2	2	0	1	35
1 Appelhans*	1-5	1-4	0-0	0-2-2	0	3	1	0	1	0	19
2 Dent*	6-16	1-2	7-10	0-3-3	2	20	5	4	1	1	38
3 Washington*	5-13	3-7	0-0	2-3-5	0	13	2	2	0	0	31
4 Dotson	0-0	0-0	0-0	0-0-0	1	0	1	0	0	0	2
6 Atiki	1-2	0-0	1-2	1-0-1	2	3	0	0	0	2	5
7 Sacko	0-1	0-0	0-2	0-0-0	0	0	0	0	0	1	2
8 Borovicinan	4-5	1-1	0-1	1-6-7	2	9	3	0	0	1	31
24 Milicevic	0-0	0-0	0-0	0-0-0	1	0	0	0	0	0	1
TEAM				5-0-5							
Totals	28-65	7-17	20-30	16-26-42	13	83	17	9	4	7	200
1st	38	39	77			FG%	3FG%	FT%			
San Jose State	38	39	77			44.6	47.6	81.0			
New Mexico	39	44	83			43.1	41.2	66.7			

Points in the Paint-SJSU 30, UNM 40; Points off Turnovers-SJSU 9, UNM 6  
2nd Chance Points-SJSU 5, UNM 8; Fast Break Points-SJSU 9, UNM 12  
Bench Points-SJSU 17, UNM 12. Score Tied-5 times. Lead changed-15 times.  
Largest lead-SJSU by 13 1st-14:59, UNM by 6 2nd-0:03.  
SJSU led for 31:16, UNM led for 5:17. Game tied 3:27.  
Officials: Nate Harris, Randy Richardson, Kevin Brill  
Technical: none

## NEW MEXICO ST. NEW MEXICO 83 OT

GAME #10  
Dec. 7, 2024  
The Pit (15,411)  
Albuquerque, NM

NMSU (4-5)	FG	3FG	FT	O-D-T	PF	TP	A	TO	BS	S	MP
12 Filipovity*	3-8	0-4	1-2	2-6-8	3	7	0	6	0	0	23
19 N.Tshimanga*	0-1	0-0	0-0	0-3-3	3	0	0	0	1	0	8
0 Bostick*	7-12	0-2	3-7	0-8-8	1	17	5	3	0	1	39
2 Jackson*	3-7	2-4	2-2	1-2-	5	10	7	2	0	0	29
3 Cook*	8-13	6-9	5-6	1-4-5	1	27	3	0	1	0	39
1 Pickens	0-1	0-0	0-0	0-0-0	0	0	2	3	0	0	9
5 Cherentant	0-0	0-0	0-0	0-0-0	0	0	0	0	0	0	1
13 Harris	1-2	0-0	0-0	1-0-1	1	2	0	1	0	1	19
21 Carpenter	7-14	6-12	0-0	0-8-8	2	20	1	0	1	2	30
25 E.Tshimanga	3-4	0-0	0-0	2-2-4	4	6	0	1	0	0	16
TEAM				1-4-5							
Totals	32-62	14-31	11-17	8-37-45	20	89	18	17	3	4	225
UNM (7-3)	FG	3FG	FT	O-D-T	PF	TP	A	TO	BS	S	MP
22 Anzil*	2-6	2-11	4-4	5-3-8	3	10	2	0	0	2	38
23 Joseph*	7-17	0-1	2-5	7-10-17	1	16	2	1	2	4	37
0 Noland*	3-12	1-6	0-0	0-0-0	3	7	3	1	0	2	31
2 Dent*	5-12	0-0	5-8	1-2-3	3	15	4	2	1	0	37
3 Washington*	3-9	2-4	0-0	3-2-5	2	8	1	1	0	1	29
1 Appelhans	5-7	4-6	0-0	0-0-0	0	14	1	0	0	0	16
4 Dotson	2-6	1-3	1-2	1-1-2	4	6	3	0	0	0	17
7 Sacko	1-1	0-0	0-0	0-1-1	0	2	0	0	1	1	8
8 Borovicanin	1-2	0-1	0-2	2-3-5	1	2	1	1	0	0	13
24 Milicevic	1-2	0-0	1-1	1-0-1	1	3	0	0	0	0	7
TEAM				1-1-1							
Totals	30-84	10-32	13-22	23-32-46	18	83	17	6	5	9	225
	1st	2nd	OT	Total		FG%	3FG%				
New Mexico State	47	26	16	89		51.6	45.2		64.7		
New Mexico	38	35	10	83		35.7	31.3		59.1		



# 2024-25 LOBO BASKETBALL

## LOBO HIGHS AND LOWS

	SEASON HIGH	SEASON LOW	PITINO ERA HIGH	PITINO ERA LOW
Points	122, vs. Western NM (12/14/24)	71, at St. John's (11/17/24)	106, vs. Western NM (12/14/24)	47, at San Diego St (1/31/22)
Points (Half)	62 <sup>2</sup> , vs. Western NM (12/14/24)	29 <sup>1</sup> , at St. John's (11/17/24)	62 <sup>2</sup> , vs. Western NM (12/14/24)	21 <sup>1</sup> , at Utah State (2/22/22)
Victory Margin	+52, vs. Western NM (12/14/24)	-	+52, vs. Western NM (12/14/24)	-
FGs	47, vs. Western NM (12/14/24)	25, vs. UCLA (11/8/24)	47, vs. Western NM (12/14/24)	16, at San Diego St (1/31/22)
FGAs	84, vs. New Mexico State (12/7/24)	49, vs. UCLA (11/8/24)	84, vs. New Mexico State (12/7/24)	49, twice
FG%	.603, vs. Western NM (12/14/24)	.357, vs. New Mexico St (12/7/24)	.607, at San Jose State (2/17/23)	.297, vs. Clemson (3/22/24)
FG% (half)	.667 <sup>2</sup> , vs. Western NM (12/14/24)	.340 <sup>1</sup> , vs. Nicholls (11/4/24)	.667 <sup>2</sup> , vs. Western NM (12/14/24)	.241 <sup>2</sup> , vs. Clemson (3/22/24)
3FGs	14, vs. Western NM (12/14/24)	6, twice	17, vs. Utah State (1/8/22)	2, three times
3FGAs	36, vs. Nicholls (11/4/24)	15, vs. UCLA (11/8/24)	36, vs. Nicholls (11/4/24)	9, vs. North Dakota St (11/26/22)
3FG%	.500, vs. Western NM (12/14/24)	.194, vs. Nicholls (11/4/24)	.636, at San Jose State (2/17/23)	.125, vs. Air Force (2/26/22)
FTs	28, vs. Arizona St (11/28/24)	7, at St. John's (11/17/24)	36, vs. UTSA (12/10/22)	2, at Colorado State (1/19/22)
FTAs	39, vs. TAMUCC (11/12/24)	17, vs. Western NM (12/14/24)	46, vs. UTSA (12/10/22)	4, at Colorado State (1/19/22)
FT%	.875, vs. Arizona St (11/28/24)	.389, at St. John's (11/17/24)	1.00 vs. Northern NM (2/11/22)	.300, at Utah State (2/22/22)
Off Rebs	23, vs. New Mexico State (12/7/24)	8, vs. UCLA (11/8/24)	23, vs. New Mexico State (12/7/24)	3, twice
Def Rebs	34, vs. Grambling St. (11/21/24)	16, at St. John's (11/17/24)	45, vs. Prairie View A&M (12/20/22)	15, twice
Total Rebs	50, vs. Nicholls (11/4/24)	32, at St. John's (11/17/24)	64, vs. Prairie View A&M (12/20/22)	23, at Wyoming (1/22/22)
Rebound Margin	+17, vs. Western NM (12/14/24)	-	+27, vs. Prairie View A&M (12/20/22)	-
Fouls	28, vs. TAMUCC (11/12/24)	13, vs. San Jose State (12/4/24)	28, twice	9, twice
Assists	31, vs. Western NM (12/14/24)	10, vs. Arizona St (11/28/24)	31, vs. Western NM (12/14/24)	5, at San Diego St (1/14/23)
Turnovers	24, vs. UCLA (11/8/24)	6, vs. New Mexico State (12/7/24)	24, vs. UCLA (11/8/24)	4, twice
Blocks	10, vs. Nicholls (11/4/24)	3, twice	<b>14, twice</b>	0, at San Diego St (2/16/24)
Steals	17, vs. Western NM (12/14/24)	6, vs. Arizona St (11/28/24)	18, vs. Santa Clara (12/9/23)	1, vs. San Jose St (1/17/23)
Double Figure Scorers	5, four times	3, three times	6, vs. Utah State (1/16/24)	2, numerous times
Players to Score	12, twice	7, three times	12, four times	5, twice

## OPPONENT HIGHS AND LOWS

	SEASON HIGH	SEASON LOW	PITINO ERA HIGH	PITINO ERA LOW
Points	89, New Mexico State (12/7/24)	58, Grambling St. (11/21/24)	97, at Nevada (1/23/23)	46, Northern NM (2/11/22)
Points (Half)	51 <sup>2</sup> , vs. Arizona St (11/28/24)	26, twice	54 <sup>2</sup> , at Boise State (3/2/24)	20 <sup>1</sup> , Western NM (2/6/22)
Victory Margin	+14, at St. John's (11/17/24)	-	+29, at UNLV (1/11/22)	-
FGs	34, at St. John's (11/17/24)	20, vs. UCLA (11/8/24)	37, New Mexico State (12/6/21)	18, three times
FGAs	72, Nicholls (11/4/24)	55, four times	76, Boise State (1/20/23)	46, Fresno State (1/25/22)
FG%	.527, TAMUCC (11/12/24)	.355, Grambling St. (11/21/24)	.660, at Air Force (2/10/23)	.282, Prairie View A&M (12/20/22)
FG% (half)	.630 <sup>2</sup> , TAMUCC (11/12/24)	.323 <sup>1</sup> , Grambling St. (11/21/24)	.741 <sup>2</sup> , at San Jose St (2/20/22)	.216 <sup>1</sup> , North Dakota St (11/26/22)
3FGs	15, Nicholls (11/4/24)	4, at St. John's (11/17/24)	15, Nicholls (11/4/24)	2, twice
3FGAs	37, Nicholls (11/4/24)	16, TAMUCC (11/12/24)	37, Nicholls (11/4/24)	8, UNLV (2/10/24)
3FG%	.500, Texas Southern (11/24/24)	.217, vs. UCLA (11/8/24)	.550, at Colorado State (3/3/23)	.125, Iona (12/18/22)
FTs	24, vs. Arizona St (11/28/24)	7, twice	27, three times	2, twice
FTAs	35, TAMUCC (11/12/24)	12, Western NM (12/14/24)	38, Boise State (1/15/22)	4, San Diego St (2/25/23)
FT%	.810, San Jose State (12/4/24)	.467, Grambling St. (11/21/24)	1.00, at San Jose St (1/24/24)	.400, New Mexico St (12/6/21)
Off Rebs	22, at St. John's (11/17/24)	7, twice	<b>29, at San Jose State (2/17/23)</b>	2, vs. Toledo (11/21/23)
Def Rebs	37, New Mexico State (12/7/24)	17, Western NM (12/14/24)	38, twice	15, No. Colorado (11/27/22)
Total Rebs	49, twice	24, Western NM (12/14/24)	52, Boise State (1/15/22)	22, No. Colorado (11/27/22)
Rebound Margin	+17, at St. John's (11/17/24)	-	+27, Boise State (1/15/22)	-
Fouls	26, TAMUCC (11/12/24)	14, Western NM (12/14/24)	30, Southern Utah (11/7/22)	10, at Colorado St (1/19/22)
Assists	20, twice	11, Western NM (12/14/24)	23, twice	7, Prairie View A&M (12/20/22)
Turnovers	24, Western NM (12/14/24)	10, twice	26, vs. Santa Clara (12/9/23)	4, San Jose State (1/17/23)
Blocks	7, San Jose State (12/4/24)	0, vs. USC (11/29/24)	9, twice	0, numerous times
Steals	12, vs. UCLA (11/8/24)	4, three times	15, vs. UAB (11/25/21)	1, twice
Double Figure Scorers	5, at St. John's (11/17/24)	1, twice	6, Utah State (1/8/22)	0, Nevada (1/28/24)
Players to Score	10, three times	7, twice	12, UTSA (12/10/22)	5, at Air Force (1/20/24)

Bold denotes school record



# 2024-25 LOBO BASKETBALL

## SUPERLATIVES...

LARGEST LEAD AT ANY TIME:	53 (122-69), vs. Western New Mexico (Dec. 14)
LARGEST DEFICIT AT ANY TIME:	16 (24-40), at St. John's (Nov. 17)
LARGEST DEFICIT OVERCOME TO WIN:	13 (2-15), vs. San Jose State (Dec. 4)
LARGEST LEAD SURRENDERED IN A LOSS:	14 (33-19), vs. New Mexico State (Dec. 7)
LARGEST HALFTIME LEAD:	23, (60-37), vs. Western New Mexico (Dec. 14)
LARGEST HALFTIME DEFICIT:	11 (29-40), at St. John's (Nov. 17)
LARGEST HALFTIME DEFICIT OVERCOME TO WIN:	--
LARGEST HALFTIME LEAD SURRENDERED IN A LOSS:	3 (37-34), vs. Arizona State (Nov. 28)
MOST CONSECUTIVE POINTS SCORED:	22, vs. Western New Mexico (Dec. 14)
MOST CONSECUTIVE POINTS ALLOWED:	13, by New Mexico State (Dec. 7)

## SPECIALTY STATS...

POINTS OFF TURNOVERS	NEW MEXICO	OPPONENT
Average	22.5	12.0
High	45 vs. Western NM (Dec. 14)	21, by St. John's (Nov. 17)
Low	6 vs. San Jose St (Dec. 4)	2, by Texas Southern (Nov. 24)

2ND CHANCE POINTS	NEW MEXICO	OPPONENT
Average	11.7	11.8
High	24, vs. Texas Southern (Nov. 24)	25, by St. John's (Nov. 17)
Low	2, twice	5, by San Jose St (Dec. 4)

POINTS IN THE PAINT	NEW MEXICO	OPPONENT
Average	42.0	30.9
High	62 vvs. Western NM (Dec. 14)	48, by St. John's (Nov. 17)
Low	34, vs. Arizona St (Nov. 28)	18, by Texas Southern (Nov. 24)

FAST BREAK POINTS	NEW MEXICO	OPPONENT
Average	19.9	10.4
High	38 vs. Western NM (Dec. 14)	14, twice
Low	7 vs. Arizona St (Nov. 28)	5, by Arizona St (Nov. 28)

BENCH POINTS	NEW MEXICO	OPPONENT
Average	26.4	22.7
High	74 vs. Western NM (Dec. 14)	32, by TAMUCC (Nov. 12)
Low	6, vs. Arizona St (Nov. 28)	8, by St. John's (Nov. 17)

## LOBO LEADERS...

POINTS	2024-25	CAREER	REBOUNDS	2024-25	CAREER
Donovan Dent	5	15	Nelly Junior Joseph	7	22
Nelly Junior Joseph	3	6	Atiki Ally Atiki	2	2
Tru Washington	2	2	Mustapha Amzil	1	2
Mustapha Amzil	1	2	Tru Washington	1	2
Jovan Milicevic	1	1	Donovan Dent	1	1

ASSISTS	2024-25	CAREER	STEALS	2024-25	CAREER
Donovan Dent	11	44	Tru Washington	5	12
Mustapha Amzil	-	2	CJ Noland	4	4

BLOCKS	2024-25	CAREER	STEALS	2024-25	CAREER
Nelly Junior Joseph	6	19	Donovan Dent	2	18
Atiki Ally Atiki	4	4	Nelly Junior Joseph	1	7
Mustapha Amzil	2	4	Atiki Ally Atiki	1	1
CJ Noland	1	1	Mustapha Amzil	-	2
Donovan Dent	-	16	Quinton Webb	-	1
Tru Washington	-	1			
Quinton Webb	-	1			

## NEW MEXICO'S RECORD...

Home.....	6-1
Road .....	0-1
Neutral .....	2-1
Ranked Opponent (either AP or Coaches).....	1-1
Unranked Opponent.....	7-2
Leads at halftime .....	8-1
Trails at halftime .....	0-2
Tied at halftime.....	0-0
Goes into overtime.....	0-1
Leads by 10 or more points.....	7-1
Trails by 10 or more points.....	1-3
Shoots 50% or better .....	5-0
Shoots less than 50% .....	3-3
Shoots less than 45% .....	2-3
Shoots less than 40% .....	1-2
Opponent shoots 50% or better.....	1-2
Opponent shoots less than 50%.....	7-1
Opponent shoots less than 45%.....	5-0
Opponent shoots less than 40%.....	3-0
Has higher FG% than opponent .....	6-0
Has lower FG% than opponent.....	2-3
Has same FG% as opponent.....	0-0
Outrebounds its opponent .....	5-2
Outrebounded by opponent.....	1-1
Has same rebounds as opponent .....	2-0
Has more offensive rebounds than opponent.....	6-2
Has fewer offensive rebounds than opponent.....	2-1
Has same offensive rebounds as opponent .....	0-0
Has fewer turnovers than opponent.....	7-2
Has more turnovers than opponent .....	1-1
Has same turnovers as opponent.....	0-0
Has fewer than 10 turnovers .....	3-1
Opponent has fewer than 10 turnovers.....	0-0
Shoots more FTs than opponent .....	7-2
Shoots fewer FTs than opponent.....	1-1
Shoots the same FTs as opponent.....	0-0
Has game decided by 10 points or less or OT .....	3-2
Has game decided by 5 points or less or OT .....	0-2
Scores <60 points .....	0-0
Scores 60-69 points .....	0-0
Scores 70-79 points .....	1-1
Scores 80-89 points .....	3-2
Scores 90+ points .....	4-0
Allows <60 points.....	1-0
Allows 60-69 points.....	2-0
Allows 70-79 points.....	3-0
Allows 80-89 points.....	2-3
Allows 90+ points.....	0-0
Wins the tip .....	7-1
Loses the tip.....	1-2
White uniforms.....	7-0
White uniforms (turquoise trim) .....	0-2
Red uniforms .....	1-0
Red uniforms (turquoise trim).....	0-1
Turquoise uniforms .....	0-0



### Season Highs

Pts	15	at St. John's (11/17/24)
Reb	8	vs. Texas Southern (11/24/24)
FG	5	at St. John's (11/17/24)
FGA	14	vs. Nicholls (11/4/24)
3FG	3	vs. Arizona State (11/28/24)
3FGA	9	vs. Nicholls (11/4/24)
FT	8	vs. UCLA (11/8/24)
FTA	8	vs. UCLA (11/8/24)
Ast	3	four times
Blk	3	vs. Nicholls (11/4/24)
Stl	3	five times
Min	31	vs. New Mexico State (12/7/24)

### Career Highs

23	vs. Tulane (3/14/24) <sup>NT</sup>
8	vs. Texas Southern (11/24/24)
7	three times
18	at Florida Atlantic (1/28/24) <sup>NT</sup>
4	vs. Tulane (3/14/24) <sup>NT</sup>
9	vs. Nicholls (11/4/24)
8	vs. UCLA (11/8/24)
9	vs. Tulane (3/14/24) <sup>NT</sup>
5	four times
3	vs. Nicholls (11/4/24)
4	at Boise State (12/5/23) <sup>NT</sup>
36	vs. Tulane (1/6/24) <sup>NT</sup>

### MW Career Highs

--
--
--
--
--
--
--
--
--
--
--
--
--

9.2 PPG | 3.2 RPG | 23.1 MPG | 2.4 SPG

### 2024-25 GAME-BY-GAME

Opponent	MP	FG-A	3G-A	FT-A	O-D-T	PF	A	TO	BS	ST	TP
Nicholls	22	4-14	1-9	1-3	2-1-3	2	1	1	3	1	10
vs. UCLA	19	2-5	1-2	8-8	0-1-1	5	1	0	0	3	13
A&M-Corpus Christi	16	1-7	1-5	2-2	0-3-3	5	1	3	0	3	5
at St. John's	28	5-12	2-5	3-5	4-0-4	4	3	2	1	3	15
Grambling State*	28	2-7	2-6	2-2	1-3-4	1	3	0	0	3	8
Texas Southern*	21	3-6	0-2	0-1	2-6-8	2	1	1	0	2	6
vs. Arizona State*	30	4-7	3-3	2-2	0-4-4	3	2	1	0	2	13
vs. USC*	23	3-8	0-4	0-4	0-3-3	3	0	1	0	2	6
San Jose State					-INJ-						
New Mexico State*	31	3-12	1-6	0-0	0-0-0	3	3	1	0	2	7
Western NM*	13	3-6	1-3	2-2	1-1-2	1	3	0	0	3	9

\* game started

### SEASON NOTES

- Tri-Captain
- Scored 13 points (3-3 3FG) vs. Arizona State (Nov. 28)
- Had six points and a career-high eight rebounds vs. Texas Southern (Nov. 24)
- Had eight points, three assists and three steals vs. Grambling State in first start of the season (Nov. 21)
- Had 15 points, four rebounds and three assists at No. 22 St. John's (Nov. 17)
- Had 13 points (8-8 FT) vs. No. 22 UCLA (Nov. 8)
- Scored 10 points and had a career-high three blocks in his UNM debut vs. Nicholls (Nov. 4)
- Had two points in the exhibition vs. UTEP (Oct. 28)


	2024-25	CAREER	STREAK
Double Figure Scoring	4	27	-
20-Point Games	-	2	-

### CAREER STATISTICS

Year	G-GS	Min-Avg.	FG-FGA	Pct.	3FG-3FGA	Pct.	FT-FTA	Pct.	Off-Def.	Reb-Avg.	PF-DQ	Ast	TO	Blk	Stl	Pts-Avg
2021-22 %	33-0	416-12.6	52-97	.536	17-39	.436	9-13	.692	7-41	48-1.5	34-0	22	26	3	22	130-3.9
Conf	16-0	192-12.0	22-42	.524	7-17	.412	5-7	.714	2-16	18-1.1	17-0	7	12	1	9	56-3.5
2022-23 %	26-8	378-14.5	30-84	.357	13-55	.236	10-19	.526	5-30	35-1.3	19-0	15	20	1	12	83-3.2
Conf	13-0	193-14.8	17-43	.395	8-31	.258	6-9	.667	4-11	15-1.2	8-0	10	9	0	6	48-3.7
2023-24 ^	29-20	757-26.1	111-254	.437	33-86	.384	60-87	.690	11-70	81-2.8	59-0	58	52	7	28	315-10.9
Conf	13-8	380-29.2	55-139	.396	9-41	.220	31-44	.705	5-34	39-3.0	26-0	29	25	2	11	150-11.5
2024-25	10-6	231-23.1	30-84	.357	12-45	.267	20-29	.690	10-22	32-3.2	29-2	18	10	4	24	92-9.2
Conf	0-0															
<b>CAREER</b>	<b>98-34</b>	<b>1784-18.2</b>	<b>223-519</b>	<b>.430</b>	<b>75-225</b>	<b>.333</b>	<b>99-148</b>	<b>.669</b>	<b>33-163</b>	<b>196-2.0</b>	<b>141-2</b>	<b>113</b>	<b>108</b>	<b>15</b>	<b>86</b>	<b>620-6.3</b>

% at Oklahoma | ^ at North Texas





## Season Highs

Pts	18	vs. Western New Mexico (12/14/24)
Reb	4	vs. Western New Mexico (12/14/24)
FG	5	twice
FGA	8	vs. Western New Mexico (12/14/24)
3FG	5	vs. Western New Mexico (12/14/24)
3FGA	8	vs. Western New Mexico (12/14/24)
FT	3	vs. Western New Mexico (12/14/24)
FTA	4	vs. Western New Mexico (12/14/24)
Ast	2	vs. Texas Southern (11/24/24)
Blk	2	vs. Texas Southern (11/24/24)
Stl	1	four times
Min	23	vs. Western New Mexico (12/14/24)

## Career Highs

14	twice
5	vs. Western New Mexico (12/6/22)
5	three times
8	twice
5	vs. Western New Mexico (12/14/24)
8	vs. Western New Mexico (12/14/24)
3	vs. Western New Mexico (12/14/24)
4	vs. Western New Mexico (12/14/24)
3	vs. Eastern New Mexico (12/29/23)
2	twice
1	nine times
23	vs. Western New Mexico (12/14/24)

## MW Career Highs

3	vs. San Jose State (12/4/24)
2	vs. San Jose State (12/4/24)
1	vs. San Jose State (12/4/24)
5	vs. San Jose State (12/4/24)
1	vs. San Jose State (12/4/24)
4	vs. San Jose State (12/4/24)
--	
--	
1	vs. San Jose State (12/4/24)
1	vs. San Jose State (12/4/24)
--	
19	vs. San Jose State (12/4/24)

5.6 PPG | 1.2 RPG | 12.5 MPG | 50% 3FG

## 2024-25 GAME-BY-GAME

Opponent	MP	FG-A	3G-A	FT-A	O-D-T	PF	A	TO	BS	ST	TP
Nicholls	9	1-4	1-4	0-0	0-0-0	0	0	0	0	1	3
vs. UCLA	4	1-1	1-1	0-0	0-1-1	1	0	0	0	0	3
A&M-Corpus Christi	10	1-1	1-1	0-0	0-2-2	0	0	0	0	1	3
at St. John's	7	0-1	0-1	0-0	1-0-1	0	1	0	0	0	0
Grambling State	14	2-3	1-2	1-2	0-1-1	2	0	1	0	0	6
Texas Southern	14	1-3	1-2	0-0	0-0-0	0	2	0	2	1	3
vs. Arizona State	4	0-0	0-0	0-0	0-1-1	0	0	0	0	0	0
vs. USC	17	3-7	2-5	1-1	1-0-1	1	0	0	0	0	9
San Jose State*	19	1-5	1-4	0-0	0-2-2	0	1	0	1	0	3
New Mexico State	16	5-7	4-6	0-0	0-0-0	0	1	0	0	0	14
Western NM	23	5-8	5-8	3-4	0-4-4	3	1	0	0	1	18

\* game started

## SEASON NOTES

- Set a career high with 18 points (5-8 3FG) vs. Western New Mexico (Dec. 14)
- Had 14 points (4-6 3FG) vs. New Mexico State (Dec. 7)
- Had three points in first career start vs. San Jose State (Dec. 4)
- Scored nine points vs. USC (Nov. 29)
- Had three points and matched a career high with two blocks vs. Texas Southern (Nov. 24)
- Had six points vs. Grambling State (Nov. 21)
- Scored three points vs. Texas A&M-Corpus Christi (Nov. 12)
- Had three points vs. No. 22 UCLA (Nov. 8)
- Scored three points vs. Nicholls (Nov. 4)
- Had four points in the exhibition vs. UTEP (Oct. 28)

	2024-25	CAREER	STREAK
Double Figure Scoring	2	4	2

## CAREER STATISTICS

Year	G-GS	Min-Avg.	FG-FGA	Pct.	3FG-3FGA	Pct.	FT-FTA	Pct.	Off-Def.	Reb-Avg.	PF-DQ	Ast	TO	Blk	Stl	Pts-Avg
2022-23	10-0	62-6.2	4-15	.267	2-11	.182	0-2	.000	0-12	12-1.2	5-0	1	1	3	1	10-1.0
Conf	2-0	2-1.0	0-1	.000	0-0	.000	0-0	.000	0-0	0-0.0	0-0	0	0	0	0	0-0.0
2023-24	16-0	94-5.9	13-34	.382	10-25	.400	4-4	1.000	1-8	9-0.6	8-0	5	5	1	4	40-2.5
Conf	4-0	11-2.8	0-2	.000	0-1	.000	0-0	.000	0-2	2-0.5	1-0	0	0	0	0	0-0.0
2024-25	11-1	138-12.5	20-40	.500	17-34	.500	5-7	.714	2-11	13-1.2	7-0	6	1	3	4	62-5.6
Conf	1-1	19-19.0	1-5	.200	1-4	.250	0-0	.000	0-2	2-2.0	0-0	1	0	1	0	3-3.0
CAREER	37-1	294-7.9	37-89	.416	29-70	.414	9-13	.692	3-31	34-0.9	20-0	12	7	7	9	112-3.0

Junior | Guard | 6-2 | 185 | Riverside, CA | Centennial HS



### Season Highs

Pts	30	vs. Arizona State (11/28/24)
Reb	6	vs. USC (11/29/24)
FG	9	vs. Arizona State (11/28/24)
FGA	21	vs. Arizona State (11/28/24)
3FG	2	vs. Grambling State (11/21/24)
3FGA	2	four times
FT	12	vs. Arizona State (11/28/24)
FTA	15	vs. Arizona State (11/28/24)
Ast	11	twice
Blk	2	vs. Grambling State (11/21/24)
Stl	4	vs. Western New Mexico (12/14/24)
Min	38	twice

### Career Highs

31	vs. Boise State (1/31/24)
6	four times
12	vs. Boise State (1/31/24)
21	vs. Arizona State (11/28/24)
2	three times
4	vs. Wyoming (1/6/24)
12	vs. Arizona State (11/28/24)
15	vs. Arizona State (11/28/24)
14	vs. Utah State (1/16/24)
3	twice
5	vs. Boise State (3/14/24) <sup>MMT</sup>
38	twice

### MW Career Highs

31	vs. Boise State (1/31/24)
6	at Wyoming (2/6/24)
12	vs. Boise State (1/31/24)
18	vs. Boise State (1/31/24)
2	twice
4	vs. Wyoming (1/6/24)
7	three times
10	vs. San Jose State (12/4/24)
14	vs. Utah State (1/16/24)
3	vs. Boise State (1/20/23)
5	vs. Boise State (3/14/24) <sup>MMT</sup>
38	vs. San Jose State (12/4/24)

17.7 PPG | 7.5 APG | 33.0 MPG | 1.5 SPG

## 2024-25 GAME-BY-GAME

Opponent	MP	FG-A	3G-A	FT-A	O-D-T	PF	A	TO	BS	ST	TP
Nicholls*	38	5-11	0-2	5-7	0-0-0	0	11	2	1	3	15
vs. UCLA*	34	8-13	0-1	1-4	0-1-1	1	8	9	0	2	17
A&M-Corpus Christi*	30	7-10	1-1	10-14	0-0-0	2	10	0	0	2	25
at St. John's*	37	5-12	1-2	1-2	1-2-3	2	6	2	1	1	12
Grambling State*	34	7-13	2-2	6-8	1-1-2	0	8	4	2	1	22
Texas Southern*	25	4-9	0-1	3-4	1-1-2	2	5	0	1	1	11
vs. Arizona State*	35	9-21	0-1	12-15	0-1-1	2	7	0	1	0	30
vs. USC*	36	6-12	1-2	4-4	1-5-6	1	11	4	1	1	17
San Jose State*	38	6-16	1-2	7-10	0-3-3	2	5	4	1	1	20
New Mexico State*	37	5-12	0-0	5-8	1-2-3	3	4	2	1	0	15
Western NM*	19	5-8	1-1	0-0	0-1-1	1	8	2	1	4	11

\* game started

## SEASON NOTES

- Tri-Captain
- Preseason All-Mountain West Team
- Had 20 points (18 in 2nd half) vs. San Jose State (Dec. 4)
- Double-double with 17 points and 11 assists vs. USC (Nov. 29)
- Had 30 points and seven assists vs. Arizona State (Nov. 28)
- Had 22 points and eight assists vs. Grambling State (Nov. 21)
- 1st Lobo in history to have a 25 point/10 assist/0 turnover game vs. Texas A&M-Corpus Christi (Nov. 12)
- Had 17 points and eight assists vs. No. 22 UCLA (Nov. 8)
- Fourth career double-double with 15 points and 11 assists vs. Nicholls (Nov. 4)
- Led UNM with 19 points and five assists in the exhibition vs. UTEP (Oct. 28)

## UNM CAREER RECORD BOOK

	Total	Rank	Up Next
Assists:	352	14th	Hunter Greene (354-13th)

	2024-25	CAREER	STREAK
Double-Doubles	3	6	-
Double Figure Scoring	11	42	11
20-Point Games	4	12	-
30-Point Games	1	2	-
10-Assist Games	3	6	-

## CAREER STATISTICS

Year	G-GS	Min-Avg.	FG-FGA	Pct.	3FG-3FGA	Pct.	FT-FTA	Pct.	Off-Def.	Reb-Avg.	PF-DQ	Ast	TO	Blk	Stl	Pts-Avg
2022-23	34-2	629-18.5	69-136	.507	4-19	.211	50-73	.685	10-59	69-2.0	61-1	79	55	25	30	192-5.6
Conf	18-2	319-17.7	31-67	.463	2-13	.154	24-34	.706	4-31	35-1.9	35-1	31	30	10	17	88-4.9
2023-24	35-35	1096-31.3	195-375	.520	15-40	.375	88-129	.682	13-75	88-2.5	67-0	190	79	24	53	493-14.1
Conf	18-18	585-32.5	96-186	.516	8-23	.348	48-66	.727	6-38	44-2.4	37-0	92	37	14	21	248-13.8
2024-25	11-11	363-33.0	67-137	.489	7-15	.467	54-76	.711	5-17	22-2.0	16-0	83	29	10	16	195-17.7
Conf	1-1	38-38.0	6-16	.375	1-2	.500	7-10	.700	0-3	3-3.0	2-0	5	4	1	1	20-20.0
CAREER	80-48	2088-26.1	331-648	.511	26-74	.351	192-278	.691	28-151	179-2.2	144-1	352	163	59	99	880-11.0



Season Highs

Pts	20	vs. USC (11/29/24)
Reb	10	vs. Texas Southern (11/24/24)
FG	8	vs. Texas Southern (11/24/24)
FGA	14	vs. Grambling State (11/21/24)
3FG	3	three times
3FGA	7	twice
FT	4	vs. A&M-Corpus Christi (11/12/24)
FTA	7	vs. A&M-Corpus Christi (11/12/24)
Ast	5	vs. Western New Mexico (12/14/24)
Blk	1	vs. New Mexico State (12/7/24)
Stl	5	twice
Min	32	twice

Career Highs

21	vs. New Mexico State (12/2/23)
12	vs. Pepperdine (11/24/23)
8	vs. Texas Southern (11/24/24)
14	vs. Grambling State (11/21/24)
3	four times
7	twice
8	vs. New Mexico State (12/2/23)
10	vs. New Mexico State (12/2/23)
6	vs. New Mexico State (12/2/23)
2	vs. Utah State (1/16/24)
5	four times
33	vs. Pepperdine (11/24/23)

MW Career Highs

14	vs. Air Force (3/13/24) <sup>MW</sup>
6	vs. UNLV (2/10/24)
6	vs. Air Force (3/13/24) <sup>MW</sup>
13	vs. San Jose State (12/4/24)
3	vs. San Jose State (12/4/24)
7	vs. San Jose State (12/4/24)
3	at UNLV (1/9/24)
3	at UNLV (1/9/24)
3	twice
2	vs. Utah State (1/16/24)
5	at UNLV (1/9/24)
31	vs. San Jose State (12/4/24)

11.6 PPG | 4.8 RPG | 26.7 MPG | 2.2 SPG

2024-25 GAME-BY-GAME

Opponent	MP	FG-A	3G-A	FT-A	O-D-T	PF	A	TO	BS	ST	TP
Nicholls*	20	4-8	2-3	2-2	1-3-4	4	0	1	0	2	12
vs. UCLA*	30	1-7	0-3	1-2	2-3-5	2	2	3	0	5	3
A&M-Corpus Christi*	31	5-12	1-4	4-7	3-2-5	3	2	1	0	2	15
at St. John's*	32	3-10	1-2	2-3	0-2-2	5	2	1	0	1	9
Grambling State*	26	6-14	1-3	2-2	0-3-3	2	0	3	0	5	15
Texas Southern*	28	8-13	3-4	0-1	5-5-10	1	3	1	0	4	19
vs. Arizona State*	27	1-8	0-3	0-0	3-2-5	4	0	0	0	2	2
vs. USC*	32	7-12	3-7	3-4	1-3-4	1	4	3	0	2	20
San Jose State*	31	5-13	3-7	0-0	2-3-5	0	2	2	0	0	13
New Mexico State*	21	3-9	2-4	0-0	3-2-5	2	1	1	1	0	8
Western NM	17	5-10	1-1	1-2	1-4-5	0	5	2	0	1	12

\* game started

SEASON NOTES

- Had 12 points, five rebounds and five assists vs. Western New Mexico (Dec. 14)
- Had 13 points and five rebounds vs. San Jose State (Dec. 4)
- Season-high 20 points and four assists vs. USC (Nov. 29)
- Second career double-double with 19 points and 10 rebounds vs. Texas Southern (Nov. 24)
- Had 15 points and five steals vs. Grambling State (Nov. 21)
- Had 15 points vs. Texas A&M-Corpus Christi (Nov. 12)
- Tied career high with five steals vs. No. 22 UCLA (Nov. 8)
- Scored 12 points vs. Nicholls (Nov. 4)
- Had 17 points, six rebounds and four steals in the exhibition vs. UTEP (Oct. 28)

	2024-25	CAREER	STREAK
Double-Doubles	1	2	-
Double Figure Scoring	7	16	1
20-Point Games	1	2	-
10-Rebound Games	1	2	-

CAREER STATISTICS

Year	G-GS	Min-Avg.	FG-FGA	Pct.	3FG-3FGA	Pct.	FT-FTA	Pct.	Off-Def.	Reb-Avg.	PF-DQ	Ast	TO	Blk	Stl	Pts-Avg
2023-24	35-1	622-17.8	86-204	.422	20-71	.282	40-59	.678	29-86	115-3.3	63-0	44	37	8	49	232-6.6
Conf	18-0	275-15.3	33-91	.363	7-35	.200	12-19	.632	13-29	42-2.3	30-0	16	12	5	28	85-4.7
2024-25	11-10	293-26.7	48-116	.414	17-41	.415	15-23	.652	21-32	48-4.8	24-1	21	18	1	24	128-11.6
Conf	1-1	31-31.0	5-13	.385	3-7	.429	0-0	.000	2-3	5-5.0	0-0	2	2	0	0	13-13.0
CAREER	46-11	916-19.9	134-320	.419	37-112	.330	55-82	.671	50-118	168-3.7	87-1	65	55	9	73	360-7.8

Freshman | Guard | 6-2 | 190 | Beaumont, Texas | Beaumont United HS



Season Highs

Pts	18	vs. A&M-Corpus Christi (11/12/24)
Reb	2	vs. New Mexico State (12/7/24)
FG	6	vs. A&M-Corpus Christi (11/12/24)
FGA	7	vs. A&M-Corpus Christi (11/12/24)
3FG	3	twice
3FGA	5	vs. Texas Southern (11/24/24)
FT	3	vs. A&M-Corpus Christi (11/12/24)
FTA	4	vs. A&M-Corpus Christi (11/12/24)
Ast	6	vs. Western New Mexico (12/14/24)
Blk	--	
Stl	2	vs. A&M-Corpus Christi (11/12/24)
Min	21	vs. Western New Mexico (12/14/24)

Career Highs

18	vs. A&M-Corpus Christi (11/12/24)
2	vs. New Mexico State (12/7/24)
6	vs. A&M-Corpus Christi (11/12/24)
7	vs. A&M-Corpus Christi (11/12/24)
3	twice
5	vs. Texas Southern (11/24/24)
3	vs. A&M-Corpus Christi (11/12/24)
4	vs. A&M-Corpus Christi (11/12/24)
6	vs. Western New Mexico (12/14/24)
--	
2	vs. A&M-Corpus Christi (11/12/24)
21	vs. Western New Mexico (12/14/24)

MW Career Highs

--	
--	
--	
--	
--	
--	
--	
1	vs. San Jose State (12/4/24)
--	
--	
2	vs. San Jose State (12/4/24)

4.2 PPG | 1.8 APG | 9.7 MPG | 42% 3FG

2024-25 GAME-BY-GAME

Opponent	MP	FG-A	3G-A	FT-A	O-D-T	PF	A	TO	BS	ST	TP
Nicholls	10	1-4	1-4	0-2	0-0-0	2	0	0	0	0	3
vs. UCLA	6	0-1	0-1	0-0	0-1-1	0	0	2	0	0	0
A&M-Corpus Christi	15	6-7	3-4	3-4	0-1-1	2	3	1	0	2	18
at St. John's	4	0-2	0-1	0-0	0-1-1	0	1	1	0	1	0
Grambling State	6	0-0	0-0	1-2	0-0-0	1	4	0	0	0	6
Texas Southern	15	3-6	3-5	1-2	0-0-0	1	2	0	0	0	10
vs. Arizona State	5	0-0	0-0	0-0	0-0-0	0	0	0	0	0	0
vs. USC	4	0-0	0-0	0-0	0-0-0	2	0	0	0	0	0
San Jose State	2	0-0	0-0	0-0	0-0-0	1	1	0	0	0	0
New Mexico State	17	2-6	1-3	1-2	1-1-2	4	3	0	0	0	6
Western NM	21	3-5	0-1	2-2	0-0-0	1	6	1	0	1	8

\* game started

SEASON NOTES


- Had eight points and six assists vs. Western New Mexico (Dec. 14)
- Had six points and three assists vs. New Mexico State (Dec. 7)
- Scored 10 points vs. Texas Southern (Nov. 24)
- Had four assists vs. Grambling State (Nov. 21)
- First career double figure game with 18 points (6-7 FG) vs. Texas A&M-Corpus Christi (Nov. 12)
- Scored first three career points vs. Nicholls in collegiate debut (Nov. 4)
- Had one point in the exhibition vs. UTEP (Oct. 28)

	2024-25	CAREER	STREAK
Double Figure Scoring	2	2	-

CAREER STATISTICS

Year	G-GS	Min-Avg.	FG-FGA	Pct.	3FG-3FGA	Pct.	FT-FTA	Pct.	Off-Def.	Reb-Avg.	PF-DQ	Ast	TO	Blk	Stl	Pts-Avg
2024-25	11-0	107-9.7	15-31	.484	8-19	.421	8-14	.571	1-4	5-0.5	14-0	20	5	0	4	46-4.2
Conf	1-0	2-2.0	0-0	.000	0-0	.000	0-0	.000	0-0	0-0.0	1-0	1	0	0	0	0-0.0
CAREER	11-0	107-9.7	15-31	.484	8-19	.421	8-14	.571	1-4	5-0.5	14-0	20	5	0	4	46-4.2





### Season Highs

Pts	9	vs. A&M-Corpus Christi (11/12/24)
Reb	10	vs. Western New Mexico (12/14/24)
FG	4	twice
FGA	4	three times
3FG	--	
3FGA	--	
FT	1	four times
FTA	3	vs. A&M-Corpus Christi (11/12/24)
Ast	2	twice
Blk	5	vs. A&M-Corpus Christi (11/12/24)
Stl	2	vs. San Jose State (12/4/24)
Min	21	vs. A&M-Corpus Christi (11/12/24)

### Career Highs

14	vs. Wyoming (12/30/23) <sup>BYU</sup>
11	twice
7	vs. Wyoming (12/30/23) <sup>BYU</sup>
10	vs. Wyoming (12/30/23) <sup>BYU</sup>
--	
1	four times
5	vs. Pepperdine (1/14/23) <sup>BYU</sup>
6	twice
3	vs. Southeastern Louisiana (11/15/23) <sup>BYU</sup>
5	vs. A&M-Corpus Christi (11/12/24)
3	at Pepperdine (2/9/23) <sup>BYU</sup>
26	at Pepperdine (2/12/22) <sup>BYU</sup>

### MW Career Highs

3	vs. San Jose State (12/4/24)
1	vs. San Jose State (12/4/24)
1	vs. San Jose State (12/4/24)
2	vs. San Jose State (12/4/24)
--	
--	
1	vs. San Jose State (12/4/24)
2	vs. San Jose State (12/4/24)
--	
2	vs. San Jose State (12/4/24)
5	vs. San Jose State (12/4/24)

4.0 PPG | 4.0 RPG | 11.3 MPG | 1.5 BPG

## 2024-25 GAME-BY-GAME

Opponent	MP	FG-A	3G-A	FT-A	O-D-T	PF	A	TO	BS	ST	TP
Nicholls	4	0-3	0-0	0-0	0-1-1	0	0	0	1	0	0
vs. UCLA	7	2-2	0-0	0-0	0-1-1	1	0	0	0	0	4
A&M-Corpus Christi	21	4-4	0-0	1-3	1-4-5	2	2	0	5	0	9
at St. John's	8	0-1	0-0	1-2	4-2-6	2	2	0	0	1	1
Grambling State	11	2-3	0-0	1-2	3-3-6	2	1	2	1	0	5
Texas Southern	13	2-4	0-0	0-0	2-0-2	0	1	1	2	0	4
vs. Arizona State	15	1-2	0-0	0-0	1-4-5	4	0	0	2	0	2
vs. USC	12	2-2	0-0	0-0	0-3-3	1	0	0	2	0	4
San Jose State	5	1-2	0-0	1-2	1-0-1	2	0	0	0	2	3
New Mexico State					-INJ-						
Western NM	17	4-4	0-0	0-0	5-5-10	1	1	1	2	1	8

\* game started

## SEASON NOTES

- Had eight points (4-4 FG) and 10 rebounds vs. Western New Mexico (Dec. 14)
- Four points (2-2 FG) and three rebounds vs. USC (Nov. 29)
- Had two points and five rebounds vs. Arizona State (Nov. 28)
- Had five points and six rebounds vs. Grambling State (Nov. 21)
- Had nine points (4-4 FG), five rebounds and a career-high five blocks vs. Texas A&M-Corpus Christi (Nov. 12)
- Scored first four points as a Lobo vs. No. 22 UCLA (Nov. 8)
- Had one rebound and one block vs. Nicholls in UNM debut (Nov. 4)
- Had four points and four rebounds in the exhibition vs. UTEP (Oct. 28)

	2024-25	CAREER	STREAK
Double Figure Scoring	-	7	-
Double Figure Rebounds	1	3	1

## CAREER STATISTICS

Year	G-GS	Min-Avg.	FG-FGA	Pct.	3FG-3FGA	Pct.	FT-FTA	Pct.	Off-Def.	Reb-Avg.	PF-DQ	Ast	TO	Blk	Stl	Pts-Avg
2021-22 %	32-3	341-10.7	44-76	.579	0-0	.000	9-19	.474	39-55	94-2.9	67-2	9	21	24	1	97-3.0
Conf	15-0	185-12.3	29-48	.604	0-0	.000	2-8	.250	18-25	43-2.9	32-1	4	6	17	1	60-4.0
2022-23 %	33-1	479-14.5	45-88	.511	0-2	.000	35-51	.686	48-70	118-3.6	78-2	17	41	35	12	125-3.8
Conf	15-0	212-14.1	22-39	.564	0-1	.000	20-24	.833	17-26	43-2.9	36-1	9	19	10	6	64-4.3
2023-24 %	23-0	253-11.0	41-66	.621	0-2	.000	11-24	.458	26-41	67-2.9	57-2	7	21	12	7	93-4.0
Conf	11-0	78-7.1	10-16	.625	0-0	.000	5-12	.417	8-5	13-1.2	25-1	0	14	3	2	25-2.3
2024-25	10-0	113-11.3	18-27	.667	0-0	.000	4-9	.444	17-23	40-4.0	15-0	7	4	15	4	40-4.0
Conf	1-0	5-5.0	1-2	.500	0-0	.000	1-2	.500	1-0	1-1.0	2-0	0	0	0	2	3-3.0
CAREER	98-4	1184-12.1	148-257	.576	0-4	.000	59-103	.573	130-189	319-3.3	217-6	40	87	86	24	355-3.6

% at BYU



#7

## IBRAHIMA SACKO

"E-bra-HE-ma SOCK-oh"

Sophomore | Forward | 6-6 | 230 | Conakry, Guinea | J. Addison School [Georgia Tech]



## Season Highs

Pts	4	twice
Reb	4	vs. Grambling State (11/21/24)
FG	2	twice
FGA	3	twice
3FG	1	vs. A&M-Corpus Christi (11/12/24)
3FGA	1	three times
FT	--	
FTA	2	vs. San Jose State (12/4/24)
Ast	--	
Blk	1	four times
Stl	1	four times
Min	14	vs. A&M-Corpus Christi (11/12/24)

## Career Highs

13	at Notre Dame (2/14/24) <sup>GT</sup>
8	vs. UMass Lowell (11/14/23) <sup>GT</sup>
6	at Notre Dame (2/14/24) <sup>GT</sup>
8	at Notre Dame (2/14/24) <sup>GT</sup>
1	four times
3	at Cincinnati (11/22/23) <sup>GT</sup>
2	vs. Wake Forest (2/6/24) <sup>GT</sup>
2	five times
1	four times
1	six times
3	vs. UMass Lowell (11/14/23) <sup>GT</sup>
26	at Notre Dame (2/14/24) <sup>GT</sup>

## MW Career Highs

--	
--	
--	
1	vs. San Jose State (12/4/24)
--	
--	
2	vs. San Jose State (12/4/24)
--	
1	vs. San Jose State (12/4/24)
2	vs. San Jose State (12/4/24)

1.9 PPG | 1.2 RPG | 7.4 MPG | 62% FG

## 2024-25 GAME-BY-GAME

Opponent	MP	FG-A	3G-A	FT-A	O-D-T	PF	A	TO	BS	ST	TP
Nicholls					-DNP-						
vs. UCLA	10	1-1	0-0	0-1	0-1-1	4	0	0	0	0	2
A&M-Corpus Christi	14	1-1	1-1	0-0	0-1-1	4	0	1	0	1	3
at St. John's	9	1-1	0-0	0-0	0-1-1	0	0	1	0	0	2
Grambling State	7	0-1	0-0	0-0	0-4-4	2	0	1	1	0	0
Texas Southern	5	2-3	0-1	0-0	1-0-1	2	0	1	1	0	4
vs. Arizona State	5	0-1	0-0	0-0	0-1-1	1	0	2	0	0	0
vs. USC					-DNP-						
San Jose State	2	0-1	0-0	0-2	0-0-0	0	0	0	0	1	0
New Mexico State	8	1-1	0-0	0-0	0-1-1	0	0	0	1	1	2
Western NM	7	2-3	0-1	0-0	0-1-1	1	0	0	1	1	4

\* game started

## SEASON NOTES

- Scored four points vs. Western New Mexcio (Dec. 14)
- Had two points vs. New Mexico State (Dec. 7)
- Scored four points vs. Texas Southern (Nov. 24)
- Had two points at St. John's (Nov. 17)
- Scored three points vs. Texas A&M-Corpus Christi (Nov. 12)
- Made Lobo debut vs. No. 22 UCLA, scoring two points (Nov. 8)
- Had four points and two rebounds in the exhibition vs. UTEP (Oct. 28)


	2024-25	CAREER	STREAK
Double Figure Scoring	-	1	-

## CAREER STATISTICS

Year	G-GS	Min-Avg.	FG-FGA	Pct.	3FG-3FGA	Pct.	FT-FTA	Pct.	Off-Def.	Reb-Avg.	PF-DQ	Ast	TO	Blk	Stl	Pts-Avg
2023-24 %	20-3	227-11.4	18-38	.474	4-14	.286	3-10	.300	20-33	53-2.7	26-0	4	11	4	11	43-2.2
Conf	11-3	115-10.4	11-22	.500	2-7	.286	2-3	.667	8-15	23-2.1	11-0	2	3	3	4	26-2.4
2024-25	9-0	67-7.4	8-13	.615	1-3	.333	0-3	.000	1-10	11-1.2	14-0	0	6	4	4	17-1.9
Conf	1-0	2-2.0	0-1	.000	0-0	.000	0-2	.000	0-0	0-0.0	0-0	0	0	0	1	0-0.0
CAREER	29-3	294-10.1	26-51	.510	5-17	.294	3-13	.231	21-43	64-2.2	40-0	4	17	8	15	60-2.1

% at Georgia Tech

Sophomore | Forward | 6-9 | 220 | Belgrade, Serbia | KK Beko [Arizona]



Season Highs

Pts	13	vs. Western New Mexico (12/14/24)
Reb	7	twice
FG	5	twice
FGA	9	vs. Western New Mexico (12/14/24)
3FG	2	vs. UCLA (11/8/24)
3FGA	4	twice
FT	2	vs. Western New Mexico (12/14/24)
FTA	2	twice
Ast	3	twice
Blk	1	vs. Western New Mexico (12/14/24)
Stl	1	twice
Min	31	vs. San Jose State (12/4/24)

Career Highs

13	vs. Western New Mexico (12/14/24)
7	three times
5	twice
9	twice
2	vs. UCLA (11/8/24)
4	three times
4	twice
6	vs. Wisconsin (12/9/23) <sup>UA</sup>
3	four times
1	twice
1	seven times
31	vs. San Jose State (12/4/24)

MW Career Highs

9	vs. San Jose State (12/4/24)
7	vs. San Jose State (12/4/24)
4	vs. San Jose State (12/4/24)
5	vs. San Jose State (12/4/24)
1	vs. San Jose State (12/4/24)
1	vs. San Jose State (12/4/24)
--	
1	vs. San Jose State (12/4/24)
3	vs. San Jose State (12/4/24)
--	
1	vs. San Jose State (12/4/24)
31	vs. San Jose State (12/4/24)

4.7 PPG | 2.5 RPG | 15.4 MPG | 1.2 APG

2024-25 GAME-BY-GAME

Opponent	MP	FG-A	3G-A	FT-A	O-D-T	PF	A	TO	BS	ST	TP
Nicholls*	19	2-6	1-4	0-0	2-5-7	2	2	1	0	0	5
vs. UCLA*	24	2-2	2-2	0-0	0-2-2	3	3	1	0	0	6
A&M-Corpus Christi*	14	0-5	0-2	0-0	1-0-1	2	0	1	0	0	0
at St. John's*	9	0-0	0-0	0-0	0-0-0	0	0	1	0	0	0
Grambling State	9	1-3	0-0	0-0	0-0-0	1	1	0	0	1	2
Texas Southern	10	5-6	1-2	0-0	0-4-4	2	2	1	0	0	11
vs. Arizona State	16	2-5	0-0	0-0	1-0-1	3	0	1	0	1	4
vs. USC	8	0-1	0-1	0-0	0-0-0	0	0	0	0	1	0
San Jose State	31	4-5	1-1	0-1	1-6-7	2	3	0	0	1	9
New Mexico State	13	1-2	0-1	0-2	2-3-5	1	1	1	0	0	2
Western NM*	17	5-9	1-4	2-2	0-1-1	3	1	1	1	0	13

\* game started

SEASON NOTES

- Scored a career-high 13 points vs. Western New Mexico (Dec. 14)
- Had nine points (4-5 FG), seven rebounds and three assists vs. San Jose State (Dec. 4)
- Had four points vs. Arizona State (Nov. 28)
- Had 11 points (5-6 FG) vs. Texas Southern (Nov. 24)
- Had six points (2-2 3FG) vs. No. 22 UCLA (Nov. 8)
- Had five points and matched a career high with seven rebounds in his UNM debut and first career start vs. Nicholls (Nov. 4)
- Had one point and five rebounds in the exhibition vs. UTEP (Oct. 28)

	2024-25	CAREER	STREAK
Double Figure Scoring	2	3	1

CAREER STATISTICS

Year	G-GS	Min-Avg.	FG-FGA	Pct.	3FG-3FGA	Pct.	FT-FTA	Pct.	Off-Def.	Reb-Avg.	PF-DQ	Ast	TO	Blk	Stl	Pts-Avg
2022-23 %	14-0	54-3.9	7-13	.538	2-4	.500	2-3	.667	3-9	12-0.9	8-0	6	5	0	1	18-1.3
Conf	6-0	18-3.0	3-5	.600	1-1	1.000	1-2	.500	1-0	1-0.2	1-0	3	0	0	1	8-1.3
2023-24 %	20-0	111-5.6	16-39	.410	0-12	.000	13-15	.867	12-20	32-1.6	10-0	16	10	1	4	45-2.3
Conf	12-0	50-4.2	7-18	.389	0-5	.000	2-2	1.000	5-8	13-1.1	4-0	13	7	1	2	16-1.3
2024-25	11-5	170-15.4	22-44	.500	6-17	.353	2-5	.400	7-21	28-2.5	19-0	13	8	1	4	52-4.7
Conf	1-0	31-31.0	4-5	.800	1-1	1.000	0-1	.000	1-6	7-7.0	2-0	3	0	0	1	9-9.0
CAREER	45-5	334-7.4	45-96	.469	8-33	.242	17-23	.739	22-50	72-1.6	37-0	35	23	2	9	115-2.6

% at Arizona

R-Sophomore | Guard | 6-6 | 205 | San Bernardino, CA | Etiwanda



Season Highs

Pts	3	vs. Western New Mexico (12/14/24)
Reb	2	vs. Texas Southern (11/24/24)
FG	1	twice
FGA	2	twice
3FG	1	vs. Western New Mexico (12/14/24)
3FGA	2	vs. Western New Mexico (12/14/24)
FT	--	
FTA	1	vs. Texas Southern (11/24/24)
Ast	1	twice
Blk	--	
Stl	1	vs. Western New Mexico (12/14/24)
Min	10	vs. Western New Mexico (12/14/24)

Career Highs

7	twice
4	vs. Texas Southern (11/6/23)
3	twice
6	vs. New Mexico State (12/2/23)
1	six times
4	vs. New Mexico State (12/2/23)
1	vs. Texas Southern (11/6/23)
2	twice
1	three times
2	vs. Air Force (3/13/24) <sup>MW</sup>
2	four times
19	twice

MW Career Highs

2	twice
1	twice
1	twice
1	three times
--	
--	
--	
--	
2	vs. Air Force (3/13/24) <sup>MW</sup>
1	at Utah State (3/9/24)
6	vs. Fresno State (3/6/24)

0.7 PPG | 0.7 RPG | 4.4 MPG |

2024-25 GAME-BY-GAME

Opponent	MP	FG-A	3G-A	FT-A	O-D-T	PF	A	TO	BS	ST	TP
Nicholls	1	0-0	0-0	0-0	0-0-0	0	0	0	0	0	0
vs. UCLA	2	0-1	0-1	0-0	0-0-0	0	0	0	0	0	0
A&M-Corpus Christi	4	0-0	0-0	0-0	0-1-1	0	0	1	0	0	0
at St. John's					-DNP-						
Grambling State	3	0-0	0-0	0-0	1-0-1	0	1	0	0	0	0
Texas Southern	8	1-2	0-0	0-1	1-1-2	1	0	0	0	0	2
vs. Arizona State					-DNP-						
vs. USC	2	0-0	0-0	0-0	0-0-0	2	0	1	0	0	0
San Jose State					-DNP-						
New Mexico State					-DNP-						
Western NM	10	1-2	1-2	0-0	0-1-1	1	1	0	0	1	3

\* game started

SEASON NOTES

- Scored three points vs. Western New Mexico (Dec. 14)
- Had two points and two rebounds vs. Texas Southern (Nov. 24)
- Scored two points in the exhibition vs. UTEP (Oct. 28)

	2024-25	CAREER	STREAK
Double Figure Scoring	-	-	-

CAREER STATISTICS

Year	G-GS	Min-Avg.	FG-FGA	Pct.	3FG-3FGA	Pct.	FT-FTA	Pct.	Off-Def.	Reb-Avg.	PF-DQ	Ast	TO	Blk	Stl	Pts-Avg
2022-23									Redshirt season							
Conf	--															
2023-24	19-0	170-8.9	16-32	.500	5-17	.294	1-4	.250	7-20	27-1.4	25-0	1	6	3	11	38-2.0
Conf	4-0	16-4.0	1-2	.500	0-0	.000	0-0	.000	1-0	1-0.3	1-0	0	0	0	1	2-0.5
2024-25	7-0	31-4.4	2-5	.400	1-3	.333	0-1	.000	2-3	5-0.7	4-0	2	2	0	1	5-0.7
Conf	0-0															
CAREER	26-0	200-7.7	18-37	.486	6-20	.300	1-5	.200	9-23	32-1.2	29-0	3	8	3	12	43-1.7



Senior | Forward | 6-9 | 215 | Helsinki, Finland | HBA-Marsky [Dayton]



Season Highs

Pts	28	vs. Arizona State (11/28/24)
Reb	13	vs. Nicholls (11/4/24)
FG	6	four times
FGA	16	twice
3FG	4	at St. John's (11/17/24)
3FGA	11	vs. New Mexico State (12/7/24)
FT	13	vs. Arizona State (11/28/24)
FTA	14	vs. Arizona State (11/28/24)
Ast	3	at St. John's (11/17/24)
Blk	2	five times
Stl	2	three times
Min	38	vs. New Mexico State (12/7/24)

Career Highs

28	vs. Arizona State (11/28/24)
13	vs. Nicholls (11/4/24)
9	vs. La Salle (12/30/20) <sup>UD</sup>
16	twice
4	twice
11	vs. New Mexico State (12/7/24)
13	vs. Arizona State (11/28/24)
14	vs. Arizona State (11/28/24)
8	vs. Alcorn State (12/20/22) <sup>UD</sup>
3	vs. Boise State (3/14/24)
3	twice
42	at Rhode Island (2/16/21) <sup>UD</sup>

MW Career Highs

19	vs. San Jose State (12/4/24)
11	at San Diego State (2/16/24)
6	three times
12	vs. San Jose State (12/4/24)
3	three times
9	at Wyoming (2/6/24)
6	twice
9	vs. San Jose State (12/4/24)
4	vs. UNLV (2/10/24)
3	vs. Boise State (3/14/24) <sup>MWIT</sup>
2	three times
37	vs. San Jose State (12/4/24)

13.9 PPG | 6.2 RPG | 30.8 MPG | 1.5 APG

2024-25 GAME-BY-GAME

Opponent	MP	FG-A	3G-A	FT-A	O-D-T	PF	A	TO	BS	ST	TP
Nicholls*	32	5-15	1-9	2-2	5-8-13	3	2	0	2	0	13
vs. UCLA*	28	3-7	2-4	0-0	0-4-4	4	0	3	2	0	8
A&M-Corpus Christi*	27	3-9	1-5	5-6	2-5-7	3	2	4	2	2	12
at St. John's	34	6-14	4-7	0-0	0-4-4	2	3	0	1	1	16
Grambling State*	30	3-7	1-4	3-6	1-8-9	1	2	2	2	2	10
Texas Southern*	29	6-15	2-6	4-6	0-2-2	1	1	0	0	0	18
vs. Arizona State*	35	6-16	3-9	13-14	3-5-8	4	0	2	0	0	28
vs USC*	29	3-6	1-2	3-5	1-2-3	0	0	3	0	1	10
San Jose State*	37	6-12	1-3	6-9	5-4-9	2	3	0	2	1	19
New Mexico State*	38	2-16	2-11	4-4	5-3-8	3	2	0	0	2	10
Western NM*	21	4-7	1-3	0-0	0-1-1	2	1	0	0	1	9

\* game started

SEASON NOTES


- Tri-Captain
- Had 19 points and nine rebounds vs. San Jose State (Dec. 4)
- Scored a career high 28 points vs. Arizona State (Nov. 28)
- Had 18 points, including scoring his 1,000th career point vs. Texas Southern (Nov. 24)
- Had 10 points and nine rebounds vs. Grambling State (Nov. 21)
- Team-high 16 points (tied career high with four 3-pointers) at No. 22 St. John's
- Had 12 points and seven rebounds vs. Texas A&M-Corpus Christi (Nov. 12)
- Scored eight points vs. No. 22 UCLA (Nov. 8)
- Had 13 points and a career-high 13 rebounds vs. Nicholls (Nov. 4)
- Had six points and 11 rebounds in the exhibition vs. UTEP (Oct. 28)

	2024-25	CAREER	STREAK
Double-Doubles	1	4	-
Double Figure Scoring	9	59	-
20-Point Games	1	3	-
10-Rebound Games	1	5	-

CAREER STATISTICS

Year	G-GS	Min-Avg.	FG-FGA	Pct.	3FG-3FGA	Pct.	FT-FTA	Pct.	Off-Def.	Reb-Avg.	PF-DQ	Ast	TO	Blk	Stl	Pts-Avg
2020-21 %	19-15	569-29.9	68-137	.496	26-68	.382	26-34	.765	24-83	107-5.6	45-1	24	31	8	13	188-9.9
Conf	16-14	481-30.1	57-117	.487	24-59	.407	22-29	.759	21-69	90-5.6	35-1	21	26	8	11	160-10.0
2021-22 %	35-1	693-19.8	65-163	.399	28-95	.295	37-51	.725	41-101	142-4.1	57-0	26	37	7	7	195-5.6
Conf	18-1	375-20.8	37-87	.425	14-44	.318	16-24	.667	23-49	72-4.0	27-0	15	16	5	3	104-5.8
2022-23 %	34-19	1006-29.6	103-233	.442	45-123	.366	66-83	.795	40-124	164-4.8	61-0	59	46	10	8	317-9.3
Conf	18-10	513-28.5	55-123	.447	21-54	.389	15-22	.682	15-67	82-4.6	32-0	28	19	9	6	146-8.1
2023-24	35-2	657-18.8	77-191	.403	28-96	.292	54-70	.771	36-85	121-3.5	75-0	23	25	9	20	236-6.7
Conf	18-0	383-21.3	53-113	.469	23-59	.390	33-39	.846	28-52	80-4.4	38-0	15	16	3	9	162-9.0
2024-25	11-11	339-30.8	47-124	.379	19-63	.302	40-52	.769	22-46	68-6.2	25-0	16	14	11	10	153-13.9
Conf	1-1	37-37.0	6-12	.500	1-3	.333	6-9	.667	5-4	9-9.0	2-0	3	0	2	1	19-19.0
CAREER	134-48	3261-24.3	360-848	.425	146-445	.328	223-290	.769	163-439	602-4.5	263-1	148	153	45	58	1089-8.1

% at Dayton



### Season Highs

Pts	28	vs. Nicholls (11/4/24)
Reb	17	vs. New Mexico State (12/7/24)
FG	9	vs. Nicholls (11/4/24)
FGA	17	vs. New Mexico State (12/7/24)
3FG	--	
3FGA	1	three times
FT	10	vs. Nicholls (11/4/24)
FTA	12	vs. Nicholls (11/4/24)
Ast	3	vs. Grambling State (11/21/24)
Blk	3	three times
Stl	4	vs. New Mexico State (12/7/24)
Min	37	vs. New Mexico State (12/7/24)

### Career Highs

28	twice
17	twice
11	three times
17	vs. New Mexico State (12/7/24)
1	vs. North Alabama (11/20/21) <sup>lona</sup>
1	12 times
10	three times
14	three times
5	twice
6	twice
5	at New Mexico State (12/15/23)
39	vs. Marist (3/11/23) <sup>lona</sup>

### MW Career Highs

26	vs. Utah State (1/16/24)
13	at Nevada (2/13/24)
11	vs. Utah State (1/16/24)
12	vs. Utah State (1/16/24)
--	
--	
6	twice
10	at San Jose State (1/24/24)
3	at Colorado State (1/2/24)
5	twice
4	at San Jose State (1/24/24)
37	at Boise State (3/2/24)

12.8 PPG | 9.6 RPG | 28.1 MPG | 1.6 BPG

## 2024-25 GAME-BY-GAME

Opponent	MP	FG-A	3G-A	FT-A	O-D-T	PF	A	TO	BS	ST	TP
Nicholls*	36	9-15	0-0	10-12	6-10-16	2	2	3	3	2	28
vs. UCLA*	33	5-9	0-0	6-8	4-8-12	3	0	4	1	2	16
A&M-Corpus Christi*	16	5-6	0-0	0-3	3-6-9	4	2	1	2	2	10
at St. John's*	32	8-11	0-0	0-6	3-1-4	2	1	3	2	1	16
Grambling State*	29	3-7	0-1	1-2	1-10-11	2	3	2	3	2	7
Texas Southern*	23	2-4	0-1	4-6	1-7-8	3	1	2	3	2	8
vs. Arizona State*	25	1-3	0-0	1-1	2-5-7	4	1	5	0	1	3
vs. USC*	26	5-8	0-0	5-6	4-2-6	2	1	2	2	0	15
San Jose State*	35	5-11	0-0	6-6	2-8-10	3	2	2	0	1	16
New Mexico State*	37	7-17	0-1	2-5	7-10-17	1	2	1	2	4	16
Western NM*	16	2-5	0-0	2-2	3-3-6	1	0	3	0	0	6

\* game started

## SEASON NOTES

- Preseason All-Mountain West
- Double-double with 16 points and tied a career high 17 rebounds vs. New Mexico State (Dec. 7)
- Mountain West Player of the Week (Nov. 11) after the wins over Nicholls and No. 22 UCLA
- Double-double with 16 points and 10 rebounds vs. San Jose State (Dec. 4)
- Scored 15 points vs. USC (Nov. 29)
- Had 16 points (8-11 FG) at No. 22 St. John's (Nov. 17)
- Had 10 points (5-6 FG) and nine rebounds vs. Texas A&M-Corpus Christi (Nov. 12)
- Double-double with 16 points and 12 rebounds vs. No. 22 UCLA (Nov. 8)
- Matched a career high with 28 points to go with 16 rebounds vs. Nicholls (Nov. 4)
- Had seven points and 16 rebounds in the exhibition vs. UTEP (Oct. 28)

	2024-25	CAREER	STREAK
Double-Doubles	4	47	-
Double Figure Scoring	7	90	-
20-Point Games	1	10	-
10-Rebound Games	5	54	-

## CAREER STATISTICS

Year	G-GS	Min-Avg.	FG-FGA	Pct.	3FG-3FGA	Pct.	FT-FTA	Pct.	Off-Def.	Reb-Avg.	PF-DQ	Ast	TO	Blk	Stl	Pts-Avg
2020-21 %	18-16	499-27.7	81-136	.596	0-1	.000	37-58	.638	51-84	135-7.5	60-4	24	41	29	11	199-11.1
Conf	9-9	232-25.8	44-70	.629	0-1	.000	20-31	.645	23-36	59-6.6	34-3	8	25	14	3	108-12.0
2021-22 %	33-32	939-28.5	160-292	.548	1-3	.333	109-166	.657	108-164	272-8.2	76-0	49	69	62	36	430-13.0
Conf	20-19	540-27.0	92-160	.575	0-2	.000	58-92	.630	60-97	157-7.9	42-0	28	43	36	24	242-12.1
2022-23 %	35-34	1112-31.8	192-349	.550	0-5	.000	136-218	.624	124-202	326-9.3	96-2	39	66	52	42	520-14.9
Conf	20-20	633-31.7	104-200	.520	0-4	.000	90-147	.612	79-130	209-10.5	51-2	21	41	27	22	298-14.9
2023-24	36-36	944-26.2	127-231	.550	0-0	.000	67-128	.523	104-190	294-8.2	100-1	37	54	49	38	321-8.9
Conf	18-18	484-26.9	68-113	.602	0-0	.000	32-58	.552	52-96	148-8.2	52-1	18	25	28	19	168-9.3
2024-25	11-11	309-28.1	52-96	.542	0-3	.000	37-57	.649	36-70	106-9.6	27-0	15	28	18	17	141-12.8
Conf	1-1	35-35.0	5-11	.455	0-0	.000	6-6	1.000	2-8	10-10.0	3-0	2	2	0	1	16-16.0
CAREER	133-129	3804-28.6	612-1104	.554	1-12	.083	386-627	.616	423-710	1133-8.5	359-7	164	258	210	144	1611-12.1

% at Iona

Freshman | Forward | 6-10 | 240 | Toronto, Ont. | Dream City Christian



Season Highs

Pts	21	vs. Western New Mexico (12/14/24)
Reb	6	vs. Western New Mexico (12/14/24)
FG	8	vs. Western New Mexico (12/14/24)
FGA	11	vs. Western New Mexico (12/14/24)
3FG	3	vs. Western New Mexico (12/14/24)
3FGA	4	vs. Western New Mexico (12/14/24)
FT	2	twice
FTA	4	vs. Nicholls (11/4/24)
Ast	4	vs. Western New Mexico (12/14/24)
Blk	--	
Stl	3	vs. Western New Mexico (12/14/24)
Min	19	vs. Western New Mexico (12/14/24)

Career Highs

21	vs. Western New Mexico (12/14/24)
6	vs. Western New Mexico (12/14/24)
8	vs. Western New Mexico (12/14/24)
11	vs. Western New Mexico (12/14/24)
3	vs. Western New Mexico (12/14/24)
4	vs. Western New Mexico (12/14/24)
2	twice
4	vs. Nicholls (11/4/24)
4	vs. Western New Mexico (12/14/24)
--	
3	vs. Western New Mexico (12/14/24)
19	vs. Western New Mexico (12/14/24)

MW Career Highs

--	
--	
--	
--	
--	
--	
--	
--	
--	
--	
1	vs. San Jose State (12/4/24)

3.5 PPG | 1.2 RPG | 6.5 MPG | 0.6 APG

2024-25 GAME-BY-GAME

Opponent	MP	FG-A	3G-A	FT-A	O-D-T	PF	A	TO	BS	ST	TP
Nicholls	8	0-1	0-1	2-4	0-1-1	1	0	0	0	1	2
vs. UCLA	2	0-0	0-0	0-0	0-0-0	2	0	0	0	0	0
A&M-Corpus Christi at St. John's	2	0-0	0-0	0-0	0-0-0	1	0	0	0	0	0
Grambling State	3	2-2	0-0	0-0	0-1-1	0	0	0	0	0	4
Texas Southern	10	1-4	1-3	0-0	0-1-1	1	1	0	0	0	3
vs. Arizona State	2	0-0	0-0	0-0	0-0-0	1	0	0	0	0	0
vs. USC	11	1-2	0-0	0-0	1-1-2	1	1	0	0	1	2
San Jose State	1	0-0	0-0	0-0	0-0-0	1	0	0	0	0	0
New Mexico State	7	1-2	0-0	1-1	1-0-1	1	0	0	0	0	3
Western NM	19	8-11	3-4	2-3	2-4-6	2	4	1	0	3	21

\* game started

SEASON NOTES

- Mountain West Freshman of the Week (Dec. 16)
- Set career highs of 21 points, six rebounds, four assists and three steals vs. Western New Mexico (Dec. 14)
- Scored three points vs. New Mexico State (Dec. 7)
- Had two points and two rebounds vs. USC (Nov. 29)
- Scored three points vs. Texas Southern (Nov. 24)
- Had four points (2-2 FG) vs. Grambling State (Nov. 21)
- Scored two points in his collegiate debut vs. Nicholls (Nov. 4)
- Had seven points and three rebounds in the exhibition vs. UTEP (Oct. 28)

	2024-25	CAREER	STREAK
Double Figure Scoring	1	1	1
20-Point Games	1	1	1

CAREER STATISTICS

Year	G-GS	Min-Avg.	FG-FGA	Pct.	3FG-3FGA	Pct.	FT-FTA	Pct.	Off-Def.	Reb-Avg.	PF-DQ	Ast	TO	Blk	Stl	Pts-Avg
2024-25	10-0	65-6.5	13-22	.591	4-8	.500	5-8	.625	4-8	12-1.2	11-0	6	1	0	5	35-3.5
Conf	1-0	1-1.0	0-0	.000	0-0	.000	0-0	.000	0-0	0-0.0	1-0	0	0	0	0	0-0.0
CAREER	10-0	65-6.5	13-22	.591	4-8	.500	5-8	.625	4-8	12-1.2	11-0	6	1	0	5	35-3.5



2024-25 New Mexico Men's Basketball  
Extended Season Box Score  
All games

Game Records

Record		Overall		Home		Away		Neutral	
ALL GAMES		8-3		6-1		0-1		2-1	
CONFERENCE		1-0		1-0		0-0		0-0	
NON-CONFERENCE		7-3		5-1		0-1		2-1	

Team Box Score Extended

No.	Player	GP-GS			Total			3-Point			F-Throw			Rebounds														
		GP	GS	MIN	AVG	FG-FGA	FG%	3FG-3FGA	3FG%	FT-FTA	FT%	OFF	DEF	TOT	AVG	PF	DQ	A	A/G	TO	TO/G	A/TO	BLK/G	STL	STL/G	PTS	AVG	
2	DENT, Donovan	11-11		362:46	33.0	67-137	.489	7-15	.467	54-76	.711	5	17	22	2.0	16	0	83	7.55	29	2.64	2.86	10	0.91	16	1.45	195	17.7
22	AMZIL, Mustapha	11-11		339:09	30.8	47-124	.379	19-63	.302	40-52	.769	22	46	68	6.2	25	0	16	1.45	14	1.27	1.14	11	1.00	10	0.91	153	13.9
23	JOSEPH, Nelly	11-11		309:00	28.1	52-96	.542	0-3	.000	37-57	.649	36	70	106	9.6	27	0	15	1.36	28	2.55	0.54	18	1.64	17	1.55	141	12.8
3	WASHINGTON, Tru	11-10		293:28	26.7	48-116	.414	17-41	.415	15-23	.652	21	32	53	4.8	24	1	21	1.91	18	1.64	1.17	1	0.09	24	2.18	128	11.6
0	NOLAND, CJ	10-6		230:42	23.1	30-84	.357	12-45	.267	20-29	.690	10	22	32	3.2	29	2	18	1.80	10	1.00	1.80	4	0.40	24	2.40	92	9.2
1	APPELHANS, Braden	11-1		137:47	12.5	20-40	.500	17-34	.500	5-7	.714	2	11	13	1.2	7	0	6	0.55	1	0.09	6.00	3	0.27	4	0.36	62	5.6
8	BOROVICANIN, Filip	11-5		169:51	15.4	22-44	.500	6-17	.353	2-5	.400	7	21	28	2.5	19	0	13	1.18	8	0.73	1.63	1	0.09	4	0.36	52	4.7
4	DOTSON, Kayde	11-0		106:33	9.7	15-31	.484	8-19	.421	8-14	.571	1	4	5	0.5	14	0	20	1.82	5	0.45	4.00	0	0.00	4	0.36	46	4.2
6	ALLY ATIKI, Atiki	10-0		113:14	11.3	18-27	.667	0-0	.000	4-9	.444	17	23	40	4.0	15	0	7	0.70	4	0.40	1.75	15	1.50	4	0.40	40	4.0
24	MILICEVIC, Jovan	10-0		64:41	6.5	13-22	.591	4-8	.500	5-8	.625	4	8	12	1.2	11	0	6	0.60	1	0.10	6.00	0	0.00	5	0.50	35	3.5
7	SACKO, Ibrahima	9-0		67:02	7.4	8-13	.615	1-3	.333	0-3	.000	1	10	11	1.2	14	0	0	0.00	6	0.67	0.00	4	0.44	4	0.44	17	1.9
11	WEBB, Quinton	7-0		30:47	4.4	2-5	.400	1-3	.333	0-1	.000	2	3	5	0.7	4	0	2	0.29	2	0.29	1.00	0	0.00	1	0.14	5	0.7
Total		11		2225		342-739	.463	92-251	.367	190-284	.669	156	283	439	39.9	205	3	207	18.82	131	11.91	1.58	67	6.09	117	10.64	966	87.8
Opponents		11		2225		296-658	.450	92-239	.385	150-230	.652	118	293	411	37.4	228	5	173	15.73	195	17.73	0.89	40	3.64	78	7.09	834	75.8

Score by Periods

Team	1st	2nd	OT	TOT
New Mexico	448	508	10	966
Opponents	390	428	16	834





2024-25 New Mexico Men's Basketball  
Team Game-by-Game  
All games

Page 1/1  
as of Dec 15, 2024

				Total		3-Pointers		Free throws		Rebounds										
Opponent	Date	Score		FG-FGA	PCT	3FG-3FGA	PCT	FT-FTA	PCT	OFF	DEF	TOT	AVG	PF	A	TO	BLK	STL	PTS	AVG
Nicholls	11/04/2024	91-84	W	31-81	.383	7-36	.194	22-32	.688	18	32	50	50.0	16	18	8	10	10	91	91.0
vs UCLA	11/08/2024	72-64	W	25-49	.510	6-15	.400	16-23	.696	8	26	34	42.0	26	14	24	3	12	72	81.5
A&M-Corpus Christi	11/12/2024	100-81	W	33-62	.532	9-23	.391	25-39	.641	11	26	37	40.3	28	22	14	9	15	100	87.7
at St. John's (NY)	11/17/2024	71-85	L	28-64	.438	8-18	.444	7-18	.389	16	16	32	38.3	17	19	11	5	9	71	83.5
Grambling	11/21/2024	80-58	W	28-60	.467	7-18	.389	17-26	.654	10	34	44	39.4	14	23	16	9	14	80	82.8
Texas Southern	11/24/2024	99-68	W	38-75	.507	11-27	.407	12-21	.571	14	29	43	40.0	16	19	7	9	10	99	85.5
vs Arizona St.	11/28/2024	82-85	L	24-63	.381	6-16	.375	28-32	.875	14	24	38	39.7	26	10	11	3	6	82	85.0
vs Southern California	11/29/2024	83-73	W	30-58	.517	7-21	.333	16-24	.667	11	21	32	38.8	14	17	14	5	8	83	84.8
San Jose St.	12/04/2024	83-77	W	28-65	.431	7-17	.412	20-30	.667	16	26	42	39.1	13	17	9	4	7	83	84.6
New Mexico St.	12/07/2024	83-89	Lot	30-84	.357	10-32	.313	13-22	.591	23	23	46	39.8	18	17	6	5	9	83	84.4
Western N.M.	12/14/2024	122-70	W	47-78	.603	14-28	.500	14-17	.824	15	26	41	39.9	17	31	11	5	17	122	87.8
Total		966		342-739	.463	92-251	.367	190-284	.669	156	283	439	39.9	205	207	131	67	117	966	87.8
Opponents		834		296-658	.450	92-239	.385	150-230	.652	118	293	411	37.4	228	173	195	40	78	834	75.8

New Mexico Averages

Games Played	Points/game	FG Pct	3FG Pct	FT Pct	Rebounds/game	Assists/game	Turnovers/game	Assist/Turnover ratio	Steals/game	Blocks/game
11	87.8	46.3	36.7	66.9	39.9	18.8	11.9	1.6	10.6	6.1



2024-25 New Mexico Men's Basketball  
Opponents Game-by-Game  
All games

Page 1/1  
as of Dec 15, 2024

				Total		3-Pointers		Free throws		Rebounds											
Opponent	Date	Score		FG-FGA	PCT	3FG-3FGA	PCT	FT-FTA	PCT	OFF	DEF	TOT	AVG	PF	A	TO	BLK	STL	PTS	AVG	
Nicholls	11/04/2024	91-84	W	30-72	.417	15-37	.405	9-16	.563	14	35	49	49.0	24	18	17	4	4	84	84.0	
vs UCLA	11/08/2024	72-64	W	20-55	.364	5-23	.217	19-27	.704	14	20	34	41.5	24	13	21	3	12	64	74.0	
A&M-Corpus Christi	11/12/2024	100-81	W	29-55	.527	5-16	.313	18-35	.514	9	30	39	40.7	26	20	22	4	7	81	76.3	
at St. John's (NY)	11/17/2024	71-85	L	34-68	.500	4-18	.222	13-20	.650	22	27	49	42.8	17	20	16	4	8	85	78.5	
Grambling	11/21/2024	80-58	W	22-62	.355	7-19	.368	7-15	.467	11	27	38	41.8	24	17	22	3	9	58	74.4	
Texas Southern	11/24/2024	99-68	W	23-59	.390	9-18	.500	13-17	.765	9	27	36	40.8	18	14	20	3	4	68	73.3	
vs Arizona St.	11/28/2024	82-85	L	26-55	.473	9-19	.474	24-32	.750	9	25	34	39.9	21	16	10	4	5	85	75.0	
vs Southern California	11/29/2024	83-73	W	27-55	.491	7-17	.412	12-18	.667	8	24	32	38.9	18	13	16	0	11	73	74.8	
San Jose St.	12/04/2024	83-77	W	25-56	.446	10-21	.476	17-21	.810	7	24	31	38.0	22	13	10	7	6	77	75.0	
New Mexico St.	12/07/2024	83-89	Lot	32-62	.516	14-31	.452	11-17	.647	8	37	45	38.7	20	18	17	3	4	89	76.4	
Western N.M.	12/14/2024	122-70	W	28-59	.475	7-20	.350	7-12	.583	7	17	24	37.4	14	11	24	5	8	70	75.8	
Total		834		296-658	.450	92-239	.385	150-230	.652	118	293	411	37.4	228	173	195	40	78	834	75.8	
New Mexico		966		342-739	.463	92-251	.367	190-284	.669	156	283	439	39.9	205	207	131	67	117	966	87.8	

Opponents Averages

Games Played	Points/game	FG Pct	3FG Pct	FT Pct	Rebounds/game	Assists/game	Turnovers/game	Assist/Turnover ratio	Steals/game	Blocks/game
11	75.8	45.0	38.5	65.2	37.4	15.7	17.7	0.9	7.1	3.6



2024-25 New Mexico Men's Basketball  
Points-rebounds-assists  
All games

Opponent	Date	Score	0	1	2	3	4	6	7	8	11	22	23
Nicholls	11/04/2024	91-84	W	NOLAND,CJ 10-3-1	3-0-0	DENT,DONOV 15-0-11	12-4-0	3-0-0	0-1-0	DNP	5-7-2	0-0-0	28-16-2
vs UCLA	11/08/2024	72-64	W	13-1-1	3-1-0	17-1-8	3-5-2	0-1-0	4-1-0	2-1-0	6-2-3	0-0-0	16-12-0
A&M-Corpus Christi	11/12/2024	100-81	W	5-3-1	3-2-0	25-0-10	15-5-2	18-1-3	9-5-2	3-1-0	0-1-0	0-1-0	10-9-2
at St. John's (NY)	11/17/2024	71-85	L	15-4-3	0-1-1	12-3-6	9-2-2	0-1-1	1-6-2	2-1-0	0-0-0	DNP	16-4-1
Grambling	11/21/2024	80-58	W	8-4-3	6-1-0	22-2-8	15-3-0	1-0-4	5-6-1	0-4-0	2-0-1	0-1-1	7-11-3
Texas Southern	11/24/2024	99-68	W	6-8-1	3-0-2	11-2-5	19-10-3	10-0-2	4-2-1	4-1-0	11-4-2	2-2-0	8-8-1
vs Arizona St.	11/28/2024	82-85	L	13-4-2	0-1-0	30-1-7	2-5-0	0-0-0	2-5-0	0-1-0	4-1-0	DNP	3-7-1
vs Southern California	11/29/2024	83-73	W	6-3-0	9-1-0	17-6-11	20-4-4	0-0-0	4-3-0	DNP	0-0-0	0-0-0	15-6-1
San Jose St.	12/04/2024	83-77	W	DNP	3-2-1	20-3-5	13-5-2	0-0-1	3-1-0	0-0-0	9-7-3	DNP	16-10-2
New Mexico St.	12/07/2024	83-89	Lot	7-0-3	14-0-1	15-3-4	8-5-1	6-2-3	DNP	2-1-0	2-5-1	DNP	16-17-2
Western N.M.	12/14/2024	122-70	W	9-2-3	18-4-1	11-1-8	12-5-5	8-0-6	8-10-1	4-1-0	13-1-1	3-1-1	6-6-0

Opponent	Date	Score	24
Nicholls	11/04/2024	91-84	W
vs UCLA	11/08/2024	72-64	W
A&M-Corpus Christi	11/12/2024	100-81	W
at St. John's (NY)	11/17/2024	71-85	L
Grambling	11/21/2024	80-58	W
Texas Southern	11/24/2024	99-68	W
vs Arizona St.	11/28/2024	82-85	L
vs Southern California	11/29/2024	83-73	W
San Jose St.	12/04/2024	83-77	W
New Mexico St.	12/07/2024	83-89	Lot
Western N.M.	12/14/2024	122-70	W



# 2024-25 New Mexico Men's Basketball Combined Team Statistics All games

Page 1/1  
as of Dec 15, 2024

## Game Records

Record	Overall	Home	Away	Neutral
ALL GAMES	8-3	6-1	0-1	2-1
CONFERENCE	1-0	1-0	0-0	0-0
NON-CONFERENCE	7-3	5-1	0-1	2-1

## Score by Periods

Team	1st	2nd	OT	TOT
New Mexico	448	508	10	966
Opponents	390	428	16	834

## Team Box Score

No.	Player				Total		3-Point		F-Throw		Rebounds															
		GP-GS	MIN	AVG	FG-FGA	FG%	3FG-3FGA	3FG%	FT-FTA	FT%	OFF	DEF	TOT	AVG	PF	DQ	A	TO	BLK	STL	PTS	AVG				
2	DENT, Donovan	11-11	362:46	33.0	67-137	.489	7-15	.467	54-76	.711	5	17	22	2.0	16	0	83	29	10	16	195	17.7				
22	AMZIL, Mustapha	11-11	339:09	30.8	47-124	.379	19-63	.302	40-52	.769	22	46	68	6.2	25	0	16	14	11	10	153	13.9				
23	JOSEPH, Nelly	11-11	309:00	28.1	52-96	.542	0-3	.000	37-57	.649	36	70	106	9.6	27	0	15	28	18	17	141	12.8				
3	WASHINGTON, Tru	11-10	293:28	26.7	48-116	.414	17-41	.415	15-23	.652	21	32	53	4.8	24	1	21	18	1	24	128	11.6				
0	NOLAND, CJ	10-6	230:42	23.1	30-84	.357	12-45	.267	20-29	.690	10	22	32	3.2	29	2	18	10	4	24	92	9.2				
1	APPELHANS, Braden	11-1	137:47	12.5	20-40	.500	17-34	.500	5-7	.714	2	11	13	1.2	7	0	6	1	3	4	62	5.6				
8	BOROVICANIN, Filip	11-5	169:51	15.4	22-44	.500	6-17	.353	2-5	.400	7	21	28	2.5	19	0	13	8	1	4	52	4.7				
4	DOTSON, Kayde	11-0	106:33	9.7	15-31	.484	8-19	.421	8-14	.571	1	4	5	0.5	14	0	20	5	0	4	46	4.2				
6	ALLY ATIKI, Atiki	10-0	113:14	11.3	18-27	.667	0-0	.000	4-9	.444	17	23	40	4.0	15	0	7	4	15	4	40	4.0				
24	MILICEVIC, Jovan	10-0	64:41	6.5	13-22	.591	4-8	.500	5-8	.625	4	8	12	1.2	11	0	6	1	0	5	35	3.5				
7	SACKO, Ibrahima	9-0	67:02	7.4	8-13	.615	1-3	.333	0-3	.000	1	10	11	1.2	14	0	0	6	4	4	17	1.9				
11	WEBB, Quinton	7-0	30:47	4.4	2-5	.400	1-3	.333	0-1	.000	2	3	5	0.7	4	0	2	2	0	1	5	0.7				
Team											28	16	44					5								
Total		11	2225		342-739	.463	92-251	.367	190-284	.669	156	283	439	39.9	205	3	207	131	67	117	966	87.8				
Opponents		11	2225		296-658	.450	92-239	.385	150-230	.652	118	293	411	37.4	228	5	173	195	40	78	834	75.8				

## Team Statistics

	UNM	OPP
<b>Scoring</b>		
Points per game	87.8	75.8
Scoring margin	+12.0	-
<b>Field goals-att</b>		
Field goal pct	.463	.450
<b>3 point fg-att</b>		
3-point FG pct	.367	.385
3-pt FG made per game	8.4	8.4
<b>Free throws-att</b>		
Free throw pct	.669	.652
F-Throws made per game	17.3	13.6
<b>Rebounds</b>		
Rebounds per game	39.9	37.4
Rebounding margin	+2.5	-
<b>Assists</b>		
Assists per game	18.8	15.7
<b>Turnovers</b>		
Turnovers per game	11.9	17.7
Turnover margin	+5.8	-
Assist/turnover ratio	1.6	0.9
<b>Steals</b>		
Steals per game	10.6	7.1
<b>Blocks</b>		
Blocks per game	6.1	3.6
<b>Winning streak</b>		
Home win streak	1	-
<b>Attendance</b>		
Home games-Avg/Game	7-11648	1-12310
Neutral site-Avg/Game	-	3-846

## Team Results

Date	Opponent		Score	Att.
11/04/2024	Nicholls	W	91-84	10609
11/08/2024	vs UCLA	W	72-64	1497
11/12/2024	A&M-Corpus Christi	W	100-81	11160
11/17/2024	at St. John's (NY)	L	71-85	12310
11/21/2024	Grambling	W	80-58	10996
11/24/2024	Texas Southern	W	99-68	11286
11/28/2024	vs Arizona St.	L	82-85	732
11/29/2024	vs Southern California	W	83-73	310
12/04/2024	San Jose St.	W	83-77	10658
12/07/2024	New Mexico St.	Lot	83-89	15411
12/14/2024	Western N.M.	W	122-70	11419