



NEW MEXICO LOBOS

2024-25 MEN'S BASKETBALL

X @ UNMLoboMBB | #GoLobos | GoLobos.com

SCHEDULE/RESULTS

OCTOBER

28 UTEP (ex) W, 74-70

NOVEMBER

4 NICHOLLS W, 91-84

8 vs. #22 UCLA ^ W, 72-64

12 A&M-CORPUS CHRISTI W, 100-81

17 at #22 St. John's # L, 71-85

21 GRAMBLING STATE W, 80-58

24 TEXAS SOUTHERN W, 99-68

28 vs. Arizona State @ L, 82-85

29 vs. USC @ W, 83-73

DECEMBER

4 SAN JOSE STATE * W, 83-77

7 NEW MEXICO STATE L, 83-89 (ot)

14 WESTERN NEW MEXICO W, 122-70

18 VCU W, 78-71

28 at Colorado State * W, 76-68

31 at Fresno State * W, 103-89

JANUARY

3 NEVADA * W, 82-81 (ot)

7 at Wyoming * W, 61-53

11 SAN DIEGO STATE * W, 62-48

14 at San Jose State * MWN 8:00

17 BOISE STATE * FS1 9:00

20 FRESNO STATE * CBSSN 3:00

25 at UNLV * FOX 1:00

FEBRUARY

1 at Utah State * FS1 7:30

5 COLORADO STATE * FS1 8:30

8 at Air Force * MWN/Altitude 2:00

12 WYOMING * FS1 8:00

16 UTAH STATE * CBSSN 2:00

19 at Boise State * CBSSN 8:00

25 at San Diego State * FS1 9:00

MARCH

1 AIR FORCE * MWN 2:00

4 at Nevada * CBSSN 7:00

7 UNLV * CBSSN 8:00

12 Mountain West 1st Round

13 Mountain West Quarterfinals

14 Mountain West Semifinals

15 Mountain West Final

All Times MT and subject to change | * Mountain West Game

^ Las Vegas Hoopfest (Henderson, Nev.)

Madison Square Garden

@ Acrisure Classic (Palm Desert, Calif.)

% Mountain West Tournament (Las Vegas, Nev.)

COMMUNICATIONS

Steve Kirkland - Men's Basketball Contact

(434) 825-5241 cell
kirkland@unm.edu email

X @skirkland14

GAME #18 | JAN. 14 | PROVIDENT EVENT CENTER | SAN JOSE, CA

NEW MEXICO LOBOS

14-3 (6-0 MW)

Head Coach: Richard Pitino (Providence '05)

Overall Record: 234-181 (13th)

UNM Record: 75-44 (4th)

vs. SJSU: 5-1 (5-1 UNM)

NET: 57

KenPom: 58



PBP: Chris Sylvester



SAN JOSE ST. SPARTANS

8-10 (1-5 MW)

Head Coach: Tim Miles (Univ. of Mary '89)

Overall Record: 445-404 (28th)

SJSU Record: 46-70 (4th)

vs. UNM: 3-14 (1-5 SJSU)

NET: 197

KenPom: 191



PBP: Jeff Siembieda
Analyst: Hunter Greene

THE OPENING TIP

- The Lobos have opened Mountain West play 6-0 for the first time and have their best conference start since 1977-78 (started 10-0 in WAC)
- New Mexico is looking for its fourth straight conference road win and its 11th straight win over a MW opponent (tournament & regular season)
- The Lobos have three 100-point games this season
- UNM is eighth nationally in KenPom tempo at 73.5 possessions per game
- Donovan Dent is the reigning Mountain West Player of the Week after averaging 19.0 points and 5.5 assists per game in the wins over Wyoming and San Diego State
- Five Lobos have a double-double this season (most in the Mountain West)

SERIES HISTORY

Overall: 22-5

Away: 6-3 (6-3 Provident)

Streak: W4

LAST 5 SERIES GAMES

12/4/24	H	W, 83-77
1/24/24	A	W, 95-75
2/17/23	A	W, 96-68
1/17/23	H	W, 77-57
2/20/22	A	L, 55-71

POSSIBLE STARTERS



2 DONOVAN DENT

G | 6-2 / 185 | Jr. | Riverside, Calif.

19.1 ppg | 2.2 rpg | 6.8 apg | 34.1 mpg | 1.6 spg

- MW Player of the Week (Dec. 23, Jan. 13)
- Career-high 40 points vs. VCU
- Only player nationally averaging 19.0 points and 6.5 assists



3 TRU WASHINGTON

G | 6-2 / 205 | So. | Phoenix, Ariz.

10.4 ppg | 4.1 rpg | 26.4 mpg | 1.8 spg | 1.8 APG

- Second career double-double (19p/10r) vs. Texas Southern
- Scored season high 20 pts vs. USC
- Leads team with 28 steals




8 FILIP BOROVICANIN

G | 6-9 / 220 | Jr. | Belgrade, Serbia

5.9 ppg | 4.3 rpg | 1.0 apg | 19.4 mpg

- Career-highs of 16pts and 11rebs at Wyoming for 1st career double-double
- Starred for Serbia at the 2023 FIBA U19 World Cup



22 MUSTAPHA AMZIL

F | 6-9 / 215 | Sr. | Helsinki, Finland

13.5 ppg | 6.1 rpg | 30.9 mpg | 1.5 APG

- Career-high 28 points vs. Arizona State
- Career-high 13 rebs vs. Nicholls
- Two double-doubles this season (vs. Nicholls, vs. San Diego State)



23 NELLY JUNIOR JOSEPH

C | 6-10 / 240 | Sr. | Benin City, Nigeria

12.6 ppg | 10.1 rpg | 1.7 bpg | 29.9 mpg | 53% FG

- MW Player of the Week (Nov. 11, Jan. 6)
- Buzzer-beater to win vs. Nevada
- 51 career doubles (4th most among active Division I players)

KEY RESERVES

No.	Pos.	Name	Yr.	Ht. / Wt.	PPG	RPG	Of Note
0	G	CJ Noland	Sr.	6-4 / 210	8.6	2.9	Matched career high w/23pts at Fresno St
1	G	Braden Appelkans	R-So.	6-7 / 195	4.4	0.9	Leads team at 46.7% 3FG
4	G	Kayde Dotson	Fr.	6-2 / 190	3.6	0.6	18 pts (6-7 FG) vs. TAMU-CC
24	F	Jovan Milicevic	Fr.	6-10 / 240	3.1	1.2	MW Freshman of the Week (Dec. 16)
6	F	Atiki Ally Atiki	Sr.	6-10 / 225	2.8	2.9	Career-high 5 blocks vs. TAMU-CC
7	F	Ibrahima Sacko	So.	6-6 / 230	1.7	1.3	Three starts in 23-24 at Georgia Tech
11	G	Quinton Webb	R-So.	6-6 / 205	0.6	0.6	50 FG% in 2023-24 as redshirt freshman

RICHARD PITINO



4th Season at New Mexico

COACHING RECORD

Year	School	Overall	Conf.
2013	FIU	18-14	11-9
2014	Minnesota	25-13	8-10
2015	Minnesota	18-15	6-12
2016	Minnesota	8-23	2-16
2017	Minnesota	24-10	11-7
2018	Minnesota	15-17	4-14
2019	Minnesota	22-14	9-11
2020	Minnesota	15-16	8-12
2021	Minnesota	14-15	6-14
2022	New Mexico	13-19	5-12
2023	New Mexico	22-12	8-10
2024	New Mexico	26-10	10-8
2025	New Mexico	14-3	6-0
TOTALS		234-181	94-135

NOTABLE

- 2024 Naismith Coach of the Year Watch List
- Led the Lobos to the 2024 Mountain West Championship and their 1st NCAA appearance in a decade
- Took UNM to the NIT in his second season, the Lobos' first postseason appearance in nine years
- Led Minnesota to the 2014 NIT Championship and two NCAA Tournament appearances
- 2017 Big Ten Coach of the Year
- 2017 NABC District 7 Coach of the Year
- 18 wins over ranked teams in eight seasons at Minnesota
- Led FIU to 10-win improvement and first winning seasons in 12 years in 2012-13 in first season as a head coach
- Five NCAA appearances in seven years as an assistant coach
- While on his father's staff at Louisville, the Cardinals reached the 2012 Final Four, the Elite Eight in 2008 and 2009 and won two Big East Championships
- While on Billy Donovan's staff at Florida, the Gators reached the Elite Eight in 2011 and won

PITINO vs. 2024-25 OPPONENTS

Air Force	5-2	(5-2 UNM)
Arizona State	0-1	(0-1 UNM)
Boise State	2-4	(2-4 UNM)
Colorado St	4-4	(4-4 UNM)
Fresno St	3-3	(3-3 UNM)
Grambling State	2-0	(2-0 UNM)
Nevada	3-4	(3-4 UNM)
New Mexico State	3-2	(3-2 UNM)
Nicholls	1-0	(1-0 UNM)
St. John's	1-2	(1-1 Minnesota/0-1 UNM)
San Diego St	4-3	(4-3 UNM)
San Jose St	5-1	(5-1 UNM)
A&M-Corpus Christi	2-0	(1-0 Minnesota/1-0 UNM)
Texas Southern	3-0	(1-0 FIU/2-0 UNM)
UCLA	1-0	(1-0 UNM)
UNLV	1-4	(1-4 UNM)
USC	1-0	(1-0 UNM)
Utah State	1-5	(1-5 UNM)
VCU	1-0	(1-0 UNM)
Western NM	3-0	(3-0 UNM)
Wyoming	6-2	(6-2 UNM)

FAST START TO CONFERENCE PLAY

- New Mexico is 6-0 to start conference play, its best start to a conference schedule in the Mountain West era
- It is the third-best start to a conference schedule in Lobo history and the best in 47 years (started 10-0 in the WAC in 1977-78)

WE'RE GOING STREAKING!!

- The Lobos have won seven straight games, the third longest win streak of the Richard Pitino era and the ninth-longest active win streak in the nation
- New Mexico has 10 straight games (regular season and tournament) against Mountain West opponents, the second-longest streak in UNM history (trailing only the 15-game win streak in 2009-10)

ROAD WARRIORS

- The Lobos have won three straight road games and are looking for a four-game Mountain West road win streak for the second straight year (last year's four-game conference road win streak was the longest since a five-game streak in 2013-14)
- A win tonight would match the Lobos' Mountain West road win total of four
- The only previous time that New Mexico started a Mountain West season 3-0 on the road was in 2013-14, when the Lobos won their first five road conference games

I WANNA GO FAST!

- New Mexico currently ranks No. 8 nationally in KenPom Tempo with an adjusted average of 73.5 possessions per game
- The Lobos' game at Fresno State on New Year's Eve featured 87 possessions, the most in a regulation game of the Richard Pitino era
- UNM has ranked in the top 25 nationally in KenPom tempo in all four seasons under Richard Pitino, finishing ninth in tempo last season

STOCK REPORT

- New Mexico ranks 10th nationally in blocks at 5.6 per game and 21st nationally in steals at 9.6 per game
- The Lobos are one of two teams in the nation to rank in the top 25 in both categories (St. John's)
- Last season, UNM led the Mountain West in both blocks and steals

THE CENTURY MARK

- New Mexico has three 100-point games this season, its most in a season since four in 2017-18
- It is only the second time in the past 30 years that the Lobos have three 100-point games in a season
- The 122 points vs. Western New Mexico on Dec. 14 were the most by the Lobos since the 2017-18 opener (147-76 win vs. Northern New Mexico) and the most by a Mountain West team in three years (126 by UNLV vs. Life Pacific in 2022-23)
- The 103 points in the Dec. 31 win at Fresno State were the Lobos' most in a road game and the most in a Mountain West game since 2018 (108-87 win at Colorado State)

BIG WINS

- New Mexico has a 6-2 record against Quad 1/Quad 2 opponents in the NET, tied 10th most Quad 1/2 wins in the nation (through games of 1/12)
- The Lobos have three wins over top-100 NET teams in the non-conference (vs. UCLA, vs. USC, home vs. VCU)
- Last season, the Lobos had eight total Quad 1/2 wins, all against Mountain West opponents (five in regular season, three in Mountain West Tournament)

UNM's BEST CONF. STARTS

12-0	1944-45 (Border)
10-0	1977-78 (WAC)
6-0	2024-25 (MW)
4-0	2012-13 (MW)
4-0	1991-92 (WAC)
4-0	1967-68 (WAC)

UNM's BEST MW WIN STREAKS (reg. season & tournament)

15	1/13/10 to 3/11/10
10	3/13/24 to pres.
9	2/29/12 to 1/23/13
9	2/14/05 to 3/12/05

MOST QUAD 1/2 WINS

9	Alabama, Auburn, Memphis, Oregon
8	Iowa State, Marquette, UConn, Texas A&M
7	Utah State
6	New Mexico , Florida, Illinois, Kansas, Louisville, Michigan, Miss State, Ole Miss, Purdue, Wisconsin

MEDIA SCHEDULE

JAN. 14 Tuesday	JAN. 15 Wednesday	JAN. 16 Thursday	JAN. 17 Friday	JAN. 18 Saturday	JAN. 19 Sunday	JAN. 20 Monday
GAMEDAY at San Jose State 8:00 pm		INTERVIEWS 10:15 am LOBO TALK 6-7 pm	GAMEDAY vs. Boise State 9:00 pm			GAMEDAY vs. Fresno State 3:00 pm



2024-25 LOBO BASKETBALL

RANKINGS

ASSOCIATED PRESS (1/13)

1	Auburn (60)	15-1	1548
2	Iowa State	14-1	1469
3	Duke (1)	14-2	1403
4	Alabama	14-2	1338
5	Florida (1)	15-1	1326
6	Tennessee	15-1	1251
7	Marquette	14-2	1184
8	Kentucky	13-3	1039
9	Kansas	12-3	983
10	Houston	12-3	935
11	Texas A&M	13-3	883
12	Michigan State	14-2	797
13	Oregon	15-2	781
14	UConn	13-4	665
15	Mississippi State	14-2	624
16	Gonzaga	14-4	569
17	Purdue	13-4	553
18	Memphis	13-3	511
19	Illinois	12-4	496
20	Michigan	13-3	418
21	Ole Miss	14-2	351
22	Utah State	16-1	250
23	Georgia	14-2	221
24	Wisconsin	13-3	132
25	Baylor	11-4	119

Others receiving votes: **St. John's 83**, Oklahoma 63, West Virginia 61, Arizona 26, Louisville 17, Texas Tech 12, Maryland 11, Clemson 8, Missouri 8, Cincinnati 4, **San Diego St. 4**, Saint Mary's 3, UC Irvine 2, **NEW MEXICO 2**.

COACHES (1/13)

1	Auburn (25)	15-1	768
2	Iowa State (5)	14-1	739
3	Duke	14-2	705
4	Florida	15-1	649
5	Alabama	14-2	648
6	Tennessee (1)	15-1	626
7	Marquette	14-2	587
8	Houston	12-3	522
9	Kentucky	13-3	514
10	Kansas	12-3	460
11	Texas A&M	13-3	425
12	Michigan State	14-2	424
13	UConn	13-4	345
14	Oregon	15-2	343
15	Purdue	13-4	294
16	Gonzaga	14-4	285
17	Memphis	13-3	272
18	Mississippi State	14-2	267
19	Michigan	13-3	231
20	Illinois	12-4	223
21	Ole Miss	14-2	195
22	Utah State	16-1	143
23	Georgia	14-2	80
24	Baylor	11-4	72
25	West Virginia	12-3	69

Others receiving votes: **St. John's 52**, Wisconsin 29, Arizona 29, **NEW MEXICO 19**, Oklahoma 14, **UCLA 12**, Maryland 8, Texas Tech 6, Clemson 5, Saint Mary's 4, Louisville 3, Indiana 3, **San Diego State 2**, Missouri 2, UC Irvine 1.

2024-25 Opponents in Bold

DENT ON TOP OF THE MOUNTAIN

- Donovan Dent is leading the Mountain West in scoring (19.1 ppg) and assists (6.8 apg)
- He is one of two players in the nation to lead his conference in both scoring and assists (Adam Clark - Merrimack in the MAAC)
- The only player in Mountain West history to lead the conference in both for the entire season was Brandon Ewing of Wyoming in 2008-09
- He is the first Mountain West player in the conference's history to have at least 275 points and 100 assists over the first 15 games of a season
- Dent is the only player in the nation averaging 19.0 points and 6.5 assists per game this season
- He is the only player in the nation to record at least 10 points and four assists in every game this season

DENT DISHING IT OUT

- Dent has led the Lobos in assists in every game this season, the second longest streak of being the team's assist leader to start a season
- Dent has six games with at least eight assists this season, matching his total from last season and one shy of the most eight-assist games by a Lobo in the Mountain West era
- Dent is one of players in the nation to have three 25-point games and three 10-assist games this season (Kam Jones-Marquette, Ahmad Robinson-Mercer)
- Against St. John's, Dent recorded his 300th career assist and enters today's game with 385 career assists (10th in UNM history)

MAKING A DENT IN THE RECORD BOOK

- Donovan Dent made history on Nov. 12 in the win over Texas A&M-Corpus Christi, becoming the first Lobo to ever have a 25 point/10 assist game with no turnovers (fifth overall 25p/10a game in program history)
- It is one of just 18 games of 25 points/10 assists/no turnovers against D-I opposition in the past 20 years
- Dent now has a school-record three career games with at least 10 assists and no turnovers
- Dent's three 10 assist/0 turnover games over the past two seasons are tied for most in the nation with Gonzaga's Ryan Nembhard

DENT PUTTING UP 40

- Donovan Dent scored a career-high 40 points on Dec. 18 in the 78-71 win over VCU
- It was the first 40-point game by a Lobo since Jaelen House scored 42 at Air Force in 2021-22
- Dent became the first Lobo to have a 40-point game against a top-50 KenPom opponent since Kendall Williams scored 46 at Colorado State in 2013
- It was the first 40-point game allowed by VCU in over 15 seasons
- Dent became the first Lobo to score at least half the team's points in a game since Elijah Brown scored 41 of UNM's 82 points vs. Fresno State in 2016

DENT'S THANKSGIVING BUCKETS AND DISHES

- In the Acrisure Classic semifinal vs. Arizona State on Thanksgiving, Donovan Dent had 30 points, seven assists and no turnovers
- It is one of only two 30pt/7asst/0to game in Division I this season (Arizona's Caleb Love vs. TCU), and just one of six nationally over the past three years (since 2022-23)
- Ironically, two of the other five have UNM ties (former Lobo Taryn Todd for Arkansas State at Bowling Green last season; Fresno State's Jemarl Baker, Jr. two years ago vs. Chicago State, before he transferred to UNM for his final season)

LED UNM IN ASSISTS EVERY GAME TO START SEASON

26	Petie Gibson	(1970-71 - whole season)
17	Donovan Dent	(2024-25)
12*	Darrell McGee	(1988-89)
11	Donovan Dent	(2023-24)

* did not tie for team lead in assists in any game

UNM MOST 8-ASSIST GAMES IN MW ERA (since 99-00)

7	Kendall Williams	(2013-14)
7	Dairese Gary	(2010-11)
6	Donovan Dent	(2024-25)
6	Donovan Dent	(2023-24)
6	Antino Jackson	(2017-18)

UNM CAREER GAMES WITH 10 ASSISTS/0 TURNS

3	Donovan Dent	(2023-pres.)
2	Marlon Parmer	(2000-02)
2	Darrell McGee	(1987-90)
1	Six tied	

QUICK FACTS

THE UNIVERSITY OF NEW MEXICO

Location	Albuquerque, N.M.
Founded	1889 by Territorial Legislature
Enrollment	22,852
Nickname	Lobos
Colors	Cherry (PMS 200) & Silver (PMS 428)
Conference	Mountain West
National Affiliation	NCAA Division I

President	Dr. Garnett S. Stokes
Director of Athletics	Fernando Lovo
Facility	The Pit
Capacity	15,411
Age	Built in 1966 (Renovated in 2009-10)



2024-25 LOBO BASKETBALL

DOUBLE TIME

DOUBLE-DOUBLES

	2024-25	CAREER	STREAK
Nelly Junior Joseph	8	51%	-
Donovan Dent	3	6	-
Mustapha Amzil	2	4%	1
Tru Washington	1	2	-
Filip Borovicarin	1	1	-

DOUBLE FIGURE POINTS

	2024-25	CAREER	STREAK
Donovan Dent	17	49	17
Mustapha Amzil	14	64%	1
Nelly Junior Joseph	11	96%	-
Tru Washington	9	18	1
CJ Noland	6	29%	-
Filip Borovicarin	4	5%	-
Braden Appelhans	2	4	-
Kayde Dotson	2	2	-
Jovan Milicevic	1	1	-
Atiki Ally Atiki	-	7%	-
Ibrahima Sacko	-	1%	-

DOUBLE FIGURE REBOUNDS

	2024-25	CAREER	STREAK
Nelly Junior Joseph	10	60%	-
Mustapha Amzil	2	5%	1
Atiki Ally Atiki	1	3%	-
Tru Washington	1	2	-
Filip Borovicarin	1	1	-

BIG TIME GAMES

20-POINT GAMES

	2024-25	CAREER	STREAK
Donovan Dent	7	15	-
Mustapha Amzil	2	4%	-
Nelly Junior Joseph	2	11%	-
CJ Noland	1	3%	-
Tru Washington	1	2	-
Jovan Milicevic	1	1	-

30-POINT GAMES (40 pt)

	2024-25	CAREER	STREAK
Donovan Dent	2 (1)	3 (1)	-

10-ASSIST GAMES

	2024-25	CAREER	STREAK
Donovan Dent	3	6	-

% Career totals include games at previous schools (NCAA Division I)

COUNT IT, AND ONE!

AND ONES...

	2024-25	CAREER ^A
Donovan Dent	10	22
Nelly Junior Joseph	8	11
Tru Washington	1	8
Braden Appelhans	1	1
Jovan Milicevic	1	1
Atiki Ally Atiki	1	1
Mustapha Amzil	-	1

^A made FG while fouled, followed by a made FT | ^A UNM career only | (#) - 4pt plays

OH NELLY

- Nelly Junior Joseph is one of three players nationally this year to have at least 215 points, 170 rebounds, 20 blocks and 20 steals (UAB's Yaxel Lendeborg, Robert Morris' Alvaro Folgueiras)
- Joseph became just the third player in Mountain West history, and the first in 20 years, to have 125 points/100 rebounds/15 blocks/15 steals over the first 10 games of a season, joining UNM's Danny Granger and Utah's Andrew Bogut (both in 2004-05)
- Joseph has 51 career double-doubles, the fourth most among active Division I players

NELLY GETTING DEFENSIVE

- Nelly Junior Joseph is one of 26 players this season nationally to have at least 20 blocks and 20 steals this season
- He is on pace to become the first Lobo since Danny Granger in 2004-05 to have at least 40 blocks and 40 steals in a season
- Joseph enters the game with 78 blocks in his two seasons as a Lobo, 15th most in program history

BEST IN THE (MOUNTAIN) WEST

- Nelly Junior Joseph and Donovan Dent are two of the three players to earn Mountain West Player of the Week multiple times this season (Utah State's Mason Falslev)
- The Lobos' four total awards are their most in a season since 2013-14 (Cam Bairstow-3, Alex Kirk-1)
- Dent and Joseph are the first Lobos to earn multiple awards in a season since JaQuan Lyle won it twice in 2019-20
- The last time two Lobos each won the award twice in a season was 2009-10 (Darington Hobson and Roman Martinez)

FINNISH STRONG THIS SEASON

- Mustapha Amzil is having a strong 2024-25 season after a 2023-24 season in which was named Mountain West 6th Man of the Year
- Amzil has nearly doubled his scoring average and rebounding average from last year, while nearly matching his totals of three-pointers and double figure games before the midway point of the season
- He set a career high with 28 points vs. Arizona State in the Acrisure Classic
- Amzil recorded his 1,000th career point in the Nov. 24 win over Texas Southern

BOROVICANIN CLIMBING THE MOUNTAIN

- Filip Borovicarin has grown into his role since Mountain West play began, already scoring more points (56) in the first six conference games than he did over 11 non-conference games (45)
- Borovicarin has doubled his scoring and rebounding average and has already matched his total of double-figure games since MW play began
- He set career highs of 16 points and 11 rebounds at Wyoming on Jan. 3 for his first career double-double

MILICEVIC EARNS FRESHMAN HONOR

- Jovan Milicevic earned his first Mountain West Player of the Week honor on Dec. 16 after a strong performance against Western New Mexico
- In the 122-70 win, Milicevic scored a career-high 21 points on 8-11 shooting (3-4 3FG), becoming the first Lobo in over a year to have a 20-point game off the bench
- The 21-point performance more than doubled his season total of 14 points combined over the first 10 games of the season
- Milicevic also tied a career high with six rebounds, while setting career highs of four assists and three steals

DEFENSIVE DOUBLE-DOUBLE

- New Mexico had 10 blocks and 10 steals in the victory over Nicholls to open the season
- It was the Lobos' second 10-and-10 game since the start of the 2023-24 season (10 blks and 12 stls vs. Utah State last season)
- The Lobos had gone 12 seasons without a 10-and-10 game prior to last season's Utah State game
- UNM has nearly had three more 10-and-10 games this season, with three games of double-digit steals and nine blocks

MW PLAYERS 1st 10 GAMES

125pt/100reb/15blk/15stl

Danny Granger (2004-05 UNM)
Andrew Bogut (2004-05 Utah)
Nelly Junior Joseph (2024-25 UNM)

NCAA DIVISION I ACTIVE DOUBLE-DOUBLE LEADERS

76 Norchad Omier (Baylor)
70 Johni Broome (Auburn)
57 Hunter Dickinson (Kansas)
51 Nelly Junior Joseph (New Mexico)

AMZIL BREAKDOWN

	2024-25	2023-24
Points/G	13.5	6.7
Reb/G	6.1	3.5
3FG	24	28
Blocks	17	9
Dbl Fig Gms	14	14

BOROVICANIN BREAKDOWN

	MW play	non-conf
Points/G	9.3	4.1
Reb/G	7.2	2.7
3FG%	.474	.294
FG%	.543	.422
Dbl Fig Gms	2	2



2024-25 LOBO BASKETBALL

MW & NCAA LEADERS

TEAM - MOUNTAIN WEST LEADERS

	Value	NCAA Rank	MW Rank
Fast Break Pts/Game	17.7	5th	1st
FT Attempts/Game	24.8	16th	1st
Off. Rebs/Game	13.1	46th	1st
Rebounds/Game	40.2	25th	1st
Scoring Offense	85.0	22nd	1st
Steals/Game	9.6	21st	1st
Turnover Margin	+4.1	23rd	1st
TOs Forced/Game	16.1	16th	1st

TEAM - OTHER TOP 50 NCAA

	Value	NCAA Rank	MW Rank
Blocks/Game	5.6	10th	2nd
FTs/Game	16.9	46th	2nd

INDIVIDUAL - MOUNTAIN WEST LEADERS

	Value	NCAA Rank	MW Rank
Donovan Dent			
Assists	116	8th	1st
Assists/Game	6.8	7th	1st
FG Attempts	227	62nd	1st
FTs	89	20th	1st
FT Attempts	116	21st	1st
Points	325	22nd	1st
Points/Game	19.1	27th	1st
Nelly Junior Joseph			
Double-Doubles	8	8th	1st
Rebounds	171	10th	1st
Rebounds/Game	10.1	17th	1st
Off. Rebs/Game	3.24	32nd	1st

INDIVIDUAL - OTHER TOP 50 NCAA

	Value	NCAA Rank	MW Rank
Nelly Junior Joseph			
Blocks	29	40th	2nd
Def. Rebs/Game	6.8	21st	2nd
Donovan Dent			
FGs	113	35th	2nd

SERIES HISTORY

- New Mexico leads the all-time series 22-5 (UNM leads 6-3 at Provident Event Center)
- The Lobos have won the last four meetings, including an 83-77 win earlier this year at The Pit (Dec. 4) when UNM rallied from down 13 early and down nine in the second half
- UNM has won the last two years in San Jose (96-68 last season, 95-75 in 2022-23)

DOUBLE-DOUBLE x3 ON OPENING NIGHT

- New Mexico had three players record double-doubles on opening night against Nicholls, tying the school record for most double-doubles in a game
- Nelly Junior Joseph tied a career high with 28 points and matched his UNM high with 16 rebounds for his 44th career double-double
- Mustapha Amzil had his fourth career double-double with 13 points and a career-high 13 rebounds
- Donovan Dent had his fourth career double-double with 15 points and 11 assists
- UNM hadn't had three double-doubles in a game in 27 years, dating back to a victory over Texas Tech in 1997-98

RALLYING FOR WINS

- The Lobos have rallied from halftime deficits to win two of their last three games (vs. Nevada, at Wyoming)
- It is the first time since 2013-14 that UNM has won after trailing at the half in consecutive games
- New Mexico did not rally from a halftime deficit last season and had gone almost 1.5 seasons (since a win over Wyoming in the first round of the 2023 Mountain West Tournament) since rallying from a halftime deficit
- The 14-point deficit at Wyoming on Jan. 7 tied for the fourth-largest halftime deficit in a win in program history and the largest since rallying from down 14 at the half against Davidson in 2012-13

PITINO vs. RANKED OPPONENTS

- The Lobos are 6-6 against ranked opponents under Richard Pitino (win vs. No. 22 Wyoming in 2022, win at No. 23 San Diego State in 2023, wins vs. No. 19 San Diego State, No. 16 Utah State and No. 22 Colorado State in 2024, win vs. No. 22 UCLA in 2025)
- Going back to his tenure at Minnesota, Pitino has led his squad to at least one ranked in each of the past 10 seasons (since 2015-16)
- Pitino is one of 11 active coaches in the nation to enter the season with at least one AP ranked win every season since 2015-16

AT LEAST ONE AP RANKED WIN EVERY YEAR SINCE 2015-16

Dana Altman	Greg McDermott
Rick Barnes	Matt Painter
Scott Drew	Richard Pitino
Mark Few	Bill Self
Tom Izzo	

Continues Streak with Ranked Win
Leonard Hamilton Chris Holtmann

NOTABLE WIN AT THE BUZZER OVER NEVADA

- New Mexico earned an 82-81 overtime victory over Nevada on Jan. 3 as Nelly Junior Joseph scored the game-winner on a 15-foot jumper as time expired
- It was the first time in 26 years that the Lobos won a game on a buzzer beater as time expired (Jan. 16, 1999 - Damion Walker's layup gave No. 16 New Mexico a 79-78 win over No. 7 Arizona)
- It was the first time since 2022-23 that the Lobos won a game after trailing at halftime (lost 10 straight when trailing at half since rallying against Wyoming in the 2023 Mountain West Tournament)

NON-CONFERENCE SUCCESS

- New Mexico has posted a 33-4 record in regular season non-conference games over the past three seasons (13-0 in '23, 12-1 last year, 8-3 this year)
- The Lobos' .892 win percentage in those games is the tied for the 5th best record nationally
- UNM's 33 non-conference wins are their most over a three-year span since 36 non-conference wins from 2012-14

BEST REGULAR SEASON NON-CONF. RECORD LAST 3 YRS

.909	Purdue (30-3)
.897	Oklahoma (35-4)
.897	Mississippi St (35-4)
.894	Utah State (34-4)
.892	New Mexico (33-4)
.892	Kansas (33-4)
.892	Houston (33-4)

STREAK SNAPPED WITH SAN JOSE STATE VICTORY

- The Dec. 4 win over San Jose State marked the first time in nearly two full years that the Lobos won a game in which they didn't have a double-digit lead at some point during the game (UNM's largest lead was the final margin of six)
- In each of the Lobos' previous 36 victories, they had a double-figure lead at some point during the game
- The Lobos held a double-digit lead in the first six victories this season, following a 2023-24 season where UNM held a double-digit lead in all 26 victories
- Prior to the win over the Spartans, New Mexico's last victory in a game when they never held a double-digit lead was an 81-79 overtime win over Boise State in 2022-23 (largest lead was five)
- The Lobos have since accomplished the feat twice more, having won without a double digit lead in the wins over Nevada and at Wyoming



2024-25 LOBO BASKETBALL

2024-25 ROSTER

NO.	PLAYER	PRONUNCIATION	POS.	YR.	HT.	HOMETOWN	SOCIAL	
0	CJ NOLAND		G	Grad.	6-4	Waxahachie, TX	X @CjNoland1	@ thecjnoland
1	BRADEN APPELHANS	apple-hahns	G	R-So.	6-7	Blue Springs, MO	X @AppelhansBraden	@ bradenappelhans1
2	DONOVAN DENT		G	Jr.	6-2	Riverside, CA	X @Donovandent1	@ donovandent2
3	TRU WASHINGTON		G	So.	6-4	Phoenix, AZ	X @washington_tru	@ truashington
4	KAYDE DOTSON	cade	G	Fr.	6-2	Beaumont, TX	X @iamkaydedotson	@ kayde_._
6	ATIKI ALLY ATIKI	ah-TEE-kee ollie	F	Sr.	6-10	Mwanza, Tanzania	X @AtikiAtiki1	@ atikially3a
7	IBRAHIMA SACKO	E-bra-HE-ma SOCK-oh	F	So.	6-6	Conakry, Guinea		@ sacko0812
8	FILIP BOROVCANIN	bor-oh-VEECH-an-in	F	Jr.	6-9	Belgrade, Serbia	X @borovicnin_4	@ borovicnin_4
11	QUINTON WEBB		G	R-So.	6-6	San Bernardino, CA	X @_quintonwebb5	@ quintonwebb11
13	DANIEL THOMAS		F	Fr.	6-8	Dallas, TX	X @OnlyDaniel	@ danthomas_13
21	DERAJE AGBAOSI	derr-ah-ZHAY ag-BOW-see	F	R-Jr.	6-7	Union, NJ		@ _deraje
22	MUSTAPHAAMZIL	ahm-SEAL	F	Sr.	6-9	Helsinki, Finland	X @CantStaphMe	@ mustaphaamzil
23	NELLY JUNIOR JOSEPH		F	Sr.	6-10	Benin City, Nigeria	X @eazynelz	@ eazynelz
24	JOVAN MILICEVIC	YO-vahn mill-LEECH-ah-vich	F	Fr.	6-10	Toronto, ON	X @JovanMilicevic9	@ jovan.m23
32	SHANE DOUMA-SANCHEZ	DUE-ma	G	R-Fr.	6-1	Laguna Pueblo, NM	X @ds32_shaneshane	@ saucy_shaneshane
35	DYLAN CHAVEZ		G	Fr.	6-5	Albuquerque, NM	X @dylanchavez00	@ dylanchavez0

Head Coach

Associate Head Coach

Assistant Coach

Assistant Coach

Assistant Coach

Assistant Coach/Video Coordinator

Director of Basketball Operations

Strength & Conditioning Coach

Sports Medicine

Communications

Richard Pitino

Isaac Chew

Tarvish Felton

Aaron Katsuma

Dave Pilipovich

Danny Walters

Peyton Stephens

Matthew Flores

Grant Smith

Steve Kirkland

4th Season / Providence, 2005

4th Season / Avila, 1999

3rd Season / Southern Utah, 1999

2nd Season / Minnesota, 2014

4th Season / Thiel, 1986

3rd Season / Texas A&M, 2020

4th Season / Texas A&M, 2019

4th Season / Arizona State, 2012

1st Season / Missouri, 2020

4th Season / Penn State, 2001

THE LAST TIME

A NEW MEXICO PLAYER...

- **Scored 30 points:** Donovan Dent (40) vs. VCU (12/18/24)
- **Scored 35 points:** Donovan Dent (40) vs. VCU (12/18/24)
- **Scored 40 points:** Donovan Dent (40) vs. VCU (12/18/24)
- **Two players with 20 points:** Donovan Dent (20) and Nelly Junior Joseph (20), vs. Nevada (1/3/25)
- **Two players with 25 points:** Donovan Dent (30) and Mustapha Amzil (28), vs. Arizona State (11/28/24)
- **Three players with 20 points:** Corey Manigault (28), Zane Martin (23) & Vance Jackson (20) vs. Wyoming (2/8/20)
- **20-point game off the bench:** CJ Noland (23) at Fresno State (12/31/24)
- **20-points in one half:** Donovan Dent (25²) vs. VCU (12/18/24)
- **A player with back-to-back 30-point games:** Ruben Douglas (2/24/03-3/1/03)
- **One player scored in double figures:** at Air Force (2/24/21)
- **No players scored in double figures:** at Boise State (12/23/20)
- **Five players scored in double figures:** at Fresno State (12/31/24)
- **All five starters scored in double figures:** at San Jose State (1/24/24)
- **Six players scored in double figures:** vs. Utah State (1/16/24)
- **Had 15 rebounds:** Nelly Junior Joseph (17) vs. New Mexico State (12/7/24)
- **Had 20 rebounds:** Carlton Bragg (20) at Wyoming (3/9/19)
- **Two players with 10 rebounds:** Nelly Junior Joseph (12) & Filip Borovicinanin (11) at Wyoming (1/7/25)
- **Double-Double:** Mustapha Amzil vs. San Diego State (1/11/25)
- **Two players had a double-double:** Nelly Junior Joseph & Filip Borovicinanin at Wyoming (1/7/25)
- **Three players had a double-double:** Nelly Junior Joseph, Mustapha Amzil and Donovan Dent vs. Nicholls (11/4/24)
- **Double-Double with points and assists:** Donovan Dent vs. USC (11/29/24)
- **Four Double-Doubles in a row:** Morris Udeze (1/7/23-1/17/23)
- **Triple-Double:** Luc Longley vs. Penn State (3/28/90) *NIT*
- **20 points and 20 rebounds:** Carlton Bragg (22/20) at Wyoming (3/9/19)
- **10 assists:** Donovan Dent (11) vs. USC (11/29/24)
- **5 Blocked Shots:** Atiki Ally Atiki (5) vs. A&M-Corpus Christi (11/12/24)
- **5 Steals:** Donovan Dent (5) at Fresno State (12/31/24)
- **Led UNM in Points, Rebounds and Assists:** Makuach Malauch at Fresno State (1/30/21)
- **Hit a last second shot to win a game (1.0 or later):** Nelly Junior Joseph vs. Nevada (1/3/25), jumper as time expired in OT to win 82-81
- **Played the entire game:** Jaalen House at Air Force (2/5/22)
- **Played 40 or more minutes:** Four players at Nevada (2ot) (1/23/23)

NEW MEXICO TEAM...

- **Won in Overtime:** 82-81 vs. Nevada (1/3/25)
- **Lost in Overtime:** 83-89 vs. New Mexico State (12/7/24)
- **Played Two Overtimes:** L, 94-97 (2ot) at Nevada (1/23/23)
- **Played Three Overtimes:** W, 104-99 (3ot) vs. Fresno State (3/8/96) *WACT*
- **Shot 70 percent for a Half:** 73.3 (22-30)², vs. Houston Baptist (12/22/19)
- **Shot 60 percent in a Game:** 60.3 (47-78) vs. Western New Mexico (12/14/24)
- **Shot less than 30 percent in a Game:** 29.7 (19-64) vs. Clemson (3/22/24) *NCAA*
- **Shot 90 percent from the free throw line:** 92.3 (12-13) vs. Air Force (3/13/24) *MWT*
- **Shot 50 percent from 3-point line:** 50.0 (14-28) vs. Western New Mexico (12/14/24)
- **Shot less than 30 percent in a half:** 18.5 (5-27)¹, at Wyoming (1/7/25)
- **Shot less than 20 percent in a half:** 18.5 (5-27)¹, at Wyoming (1/7/25)
- **Shot 55 percent or better and lost:** 59.6 (31-52) vs. New Mexico State (11/17/18)
- **Attempted 50 FTs:** 52 at UTEP (1/2/08)
- **Made 30 FTs:** 31 vs. Nevada (1/3/25)
- **Made 10 3-pt FGs:** 14, vs. Western New Mexico (12/14/24)
- **Failed to make a 3-pt FG:** vs. Washington State (12/25/15)
- **Had 50 rebounds:** 51, vs. San Diego State (1/11/25)
- **Had 25 assists:** 31, vs. Western New Mexico (12/14/24)
- **Had 15 steals:** 17, vs. Western New Mexico (12/14/24)
- **Had 10 blocks:** 10, vs. Nicholls (11/4/24)
- **Scored 50 pts in a half:** 50³, at Fresno State (12/31/24)
- **Scored 60 pts in a half:** 62², vs. Western New Mexico (12/14/24)
- **Scored 100 pts (MW):** 103, at Fresno State (12/31/24)
- **Scored 100 pts (non-conf):** 122, vs. Western New Mexico (12/14/24)
- **Scored under 20 pts in 1st half:** 18, at Wyoming (1/7/25)
- **Scored under 20 pts in 2nd half:** 18, at UNLV (1/18/21)
- **Scored under 50 pts in a game:** 47, at San Diego State (1/31/22)
- **Never trailed:** vs. UCLA (11/8/24)

AN OPPOSING PLAYER...

- **Scored 30 points:** Max Rice (35), Boise State (1/31/24)
- **Scored 35 points:** Max Rice (35), Boise State (1/31/24)
- **Scored 40 points:** Jordan Caroline (45), Nevada (1/7/17)
- **Two players with 20 points:** Christian Cook (27) & Robert Carpenter (20), New Mexico State (12/7/24)
- **Two players with 25 points:** Graham Ike (29) & Hunter Maldonado (25), at Wyoming (1/22/22)
- **Three players with 20 points:** Will Baker (28), Jarod Lucas (22) & Kenan Blackshear (20), at Nevada (1/13/23)
- **20-point game off the bench:** Robert Carpenter (20), New Mexico State (12/7/24)
- **One player scored in double figures:** Grambling State (11/21/24)
- **No players scored in double figures:** Nevada (1/28/24)
- **Five players scored in double figures:** at Fresno State (12/31/24)
- **All five starters scored in double figures:** at St. John's (11/17/24)
- **Six players scored in double figures:** Utah State (1/8/22)
- **Had 15 rebounds:** Tyler Bilodeau (15), vs. UCLA (11/8/24)
- **Had 20 rebounds:** Ryan Watkins (22), Boise State (1/21/14)
- **Two players with 10 rebounds:** RJ Luis, Jr. (11) & Zuby Ejiofor (10), at St. John's (11/17/24)
- **Double-Double:** Elijah Price, at Fresno State (12/31/24)
- **Two players had a double-double:** RJ Luis, Jr. & Zuby Ejiofor, at St. John's (11/17/24)
- **Double-Double with points and assists:** Isaiah Stevens, at Colorado State (3/3/23)
- **Triple-Double:** Omari Moore, at San Jose State (2/20/22)
- **10 assists:** Alvaro Cardenas (10), at San Jose State (1/24/24)
- **5 Blocked Shots:** Nick Davidson (5), Nevada (1/3/25)
- **5 Steals:** Elijah Price (6), at Fresno State (12/31/24)
- **Hit a last second shot to win a game (1.0 or later):** Lamont Butler, San Diego State (2/25/23), three-pointer as time expired to win 73-71

OPPONENT TEAM...

- **Shot 70 percent for a Half:** 73.1 (19-26)², at Air Force (2/10/23)
- **Shot 60 percent in a Game:** 66.0 (35-53) at Air Force (2/10/23)
- **Shot less than 30 percent in a Game:** 29.4 (20-68), Boise State (3/14/24) *MWT*
- **Shot 90 percent from the free throw line:** 100.0 (5-5), at San Jose State (1/24/24)
- **Shot 50 percent from 3-point line:** 50.0 (9-18), Texas Southern (11/24/24)
- **Shot less than 30 percent in a half:** 21.4 (6-28)², at Wyoming (1/7/25)
- **Shot less than 20 percent in a half:** 18.5 (5-27)¹, at Fresno State (1/28/21)
- **Shot 55 percent or better and lost:** 57.8 (37-64) at Wyoming (2/20/18)
- **Attempted 50 FTs:** 50, New Mexico State (12/11/82)
- **Made 30 FTs:** 35, Utah State (3/14/19)
- **Made 10 3-pt FGs:** 10, at Fresno State (12/31/24)
- **Failed to make a 3-pt FG:** New Mexico State (12/16/15)
- **Had 50 rebounds:** 52, Boise State (1/15/22)
- **Had 25 assists:** 27, at Colorado State (3/3/21)
- **Had 15 steals:** 15, UAB (11/25/21)
- **Had 10 blocks:** 10, Utah State (1/6/21)
- **Scored 50 pts in a half:** 53², at Fresno State (12/31/24)
- **Scored 60 pts in a half:** 61², at Wyoming (2/20/18)
- **Scored 100 pts (MW):** 105, at Colorado State (1/15/20)
- **Scored 100 pts (non-conf):** 100, at New Mexico State (12/4/18)
- **Scored under 20 pts in 1st half:** 19, at Fresno State (1/28/21)
- **Scored under 20 pts in 2nd half:** 19, New Mexico State (12/31/14)
- **Scored under 50 pts in a game:** 48, San Diego State (1/11/25)
- **Never trailed:** at Saint Mary's (11/9/23)

COMEBACKS...

	New Mexico Comeback	Opponent Comeback
Trailing at Half	at Wyoming (1/7/25) 18-32 / 61-53	vs. Arizona St (11/28/24) 34-37 / 85-82
Trailing w/8:00 left	at Wyoming (1/7/25) 43-45 / 61-53	vs. Arizona St (11/28/24) 60-62 / 85-82
Trailing w/4:00 left	at Wyoming (1/7/25) 47-48 / 61-53	Air Force (2/24/24) 67-70 / 78-77
Trailing w/2:00 left	at Wyoming (12/31/22) 72-74 / 76-75	Air Force (2/24/24) 70-72 / 78-77
Trailing w/1:00 left	at NMSU (12/15/23) 68-72 / 73-72	Air Force (2/24/24) 73-76 / 78-77
Trailing any pt in final 30 sec of 2nd half or 30 sec of OT	Nevada (1/3/25) 80-81 (01:01) / 82-81	Air Force (2/24/24) 75-77 (08) / 78-77



2024-25 LOBO BASKETBALL

NEW MEXICO UTEP

74
70

GAME #0 (exhibition)
Oct. 28, 2024
The Pit (10,359)
Albuquerque, NM

UTEP	FG	3FG	FT	O-D-T	PF	TP	A	TO	BS	S	MP
23 Frazier*	8-14	4-6	1-1	1-0-1	3	21	1	0	1	2	22
34 Kalu*	3-6	0-0	1-2	2-2-4	3	7	0	0	0	0	17
4 Camper*	1-5	0-1	0-0	0-2-2	3	2	1	1	0	2	30
5 Terrell*	2-6	0-0	1-1	2-0-2	5	5	4	1	0	3	22
13 Barnes*	2-8	1-4	2-2	0-3-3	4	7	4	2	0	3	27
1 Thomas	1-4	1-2	1-2	0-2-2	1	4	1	0	0	0	16
3 Hebb	1-1	0-0	0-0	0-0-0	0	2	0	2	0	0	5
11 Horton	0-3	0-3	2-2	0-3-3	5	2	0	1	0	0	20
12 Bynum	2-10	1-6	1-1	0-4-4	1	6	1	2	0	2	19
32 Hamilton	5-7	0-0	0-0	3-2-5	2	10	0	0	0	0	11
33 Jones	1-6	0-2	2-2	0-1-1	0	4	0	1	2	0	11
TEAM				1-2-3							
Totals	26-70	7-24	11-13	9-21-30	27	70	12	11	3	12	200
UNM	FG	3FG	FT	O-D-T	PF	TP	A	TO	BS	S	MP
8 Borovicainin*	0-2	0-1	1-1	1-3-5	0	1	2	1	0	1	20
22 Amzli*	1-8	0-5	4-4	2-9-11	0	6	1	1	0	0	20
23 Joseph*	3-7	0-0	1-5	4-12-16	3	7	1	4	5	0	30
2 Dent*	5-6	1-1	8-10	0-0-0	2	19	5	5	0	0	32
3 Washington*	5-12	3-5	4-5	2-4-6	1	17	2	2	0	4	28
0 Noland	0-4	0-3	2-2	0-1-1	1	2	0	4	0	1	16
1 Appelhans	0-3	0-3	4-4	0-3-3	0	4	0	1	0	1	8
4 Dotson	0-1	0-1	1-2	0-1-1	1	1	0	3	1	0	8
6 Atiki	1-2	0-0	2-2	3-1-4	3	4	1	2	0	1	10
7 Sacko	2-4	0-1	0-0	2-0-2	0	4	1	0	2	0	12
11 Webb	1-2	0-1	0-1	0-1-1	1	2	0	1	1	1	8
24 Milicevic	3-4	1-2	0-0	1-2-3	1	7	1	1	1	0	8
TEAM				3-0-3							
Totals	21-55	5-23	27-36	19-37-56	13	74	14	25	11	9	200
	1st	2nd	Total			FG%	3FG%	FT%			
UTEP	30	40	70			37.1	29.2	84.6			
New Mexico	36	38	74			38.2	21.7	75.0			

Points in the Paint-UTEP 38, UNM 28; Points off Turnovers-UTEP 17, UNM 14
2nd Chance Points-UTEP 10, UNM 19; Fast Break Points-UTEP 10, UNM 16
Bench Points-UTEP 28, UNM 24. Score Tied-2 times. Lead changed-4 times.
Largest lead-UTEP by 1 1st-9:50, UNM by 14 2nd-5:01.
UTEP led for 0:46, UNM led for 38:38, Game tied 0:36.
Officials: Mike Littlewood, Deldre Carr, Bianca Burns
Technical: none

NEW MEXICO NICHOLLS

91
84

GAME #1
Nov. 4, 2024
The Pit (10,609)
Albuquerque, NM

NICH (0-1)	FG	3FG	FT	O-D-T	PF	TP	A	TO	BS	S	MP
6 Myles*	3-6	1-3	0-0	1-4-5	5	7	1	1	0	1	14
15 West*	3-7	0-0	4-5	3-6-9	3	10	2	4	3	0	35
1 English*	2-10	1-3	2-6	0-4-4	2	7	8	5	0	0	27
2 Brown*	8-16	1-2	1-2	1-3-4	2	23	3	1	0	0	39
10 Cornish*	4-16	4-14	2-2	1-6-7	3	14	0	1	0	1	26
0 Collins	3-3	0-0	0-0	2-3-5	5	6	1	1	0	0	18
3 Searles	1-4	0-1	0-1	0-4-4	0	2	1	0	1	0	8
5 Malone	1-1	0-0	0-0	1-2-3	1	2	1	3	0	1	14
9 Gray	5-9	3-4	0-0	2-1-3	3	13	1	0	0	1	19
TEAM				3-2-5							
Totals	30-72	15-37	9-16	14-35-49	24	84	18	17	4	4	200
UNM (1-0)	FG	3FG	FT	O-D-T	PF	TP	A	TO	BS	S	MP
8 Borovicainin*	2-6	1-4	0-0	2-5-7	2	5	2	1	0	0	19
22 Amzli*	5-15	1-9	2-2	5-8-13	3	13	2	0	2	0	32
23 Joseph*	9-15	0-0	10-12	6-10-16	2	28	2	3	3	2	36
2 Dent*	5-11	0-2	5-7	0-0-0	0	15	11	2	1	3	38
3 Washington*	4-8	2-3	2-2	1-3-4	4	12	0	1	0	2	20
0 Noland	4-14	1-9	1-3	2-1-3	2	10	1	1	3	1	22
1 Appelhans	1-4	0-0	0-0	0-0-0	0	3	0	0	0	1	9
4 Dotson	1-4	1-4	0-2	0-0-0	2	3	0	0	0	0	10
6 Atiki	0-3	0-0	0-0	0-1-1	0	0	0	0	1	0	4
11 Webb	0-0	0-0	0-0	0-0-0	0	0	0	0	0	0	1
24 Milicevic	0-1	0-1	2-4	0-1-1	1	2	0	0	0	1	8
TEAM				2-3-5							
Totals	31-81	7-36	22-32	18-32-50	16	91	18	8	10	10	200
	1st	2nd	Total			FG%	3FG%	FT%			
Nicholls	43	41	84			41.7	40.556	3			
New Mexico	48	43	91			38.3	19.4	68.8			

Points in the Paint-NICH 30, UNM 46; Points off Turnovers-NICH 6, UNM 23
2nd Chance Points-NICH 16, UNM 17; Fast Break Points-NICH 13, UNM 27
Bench Points-NICH 23, UNM 18. Score Tied-7 times. Lead changed-2 times.
Largest lead-NICH by 3 1st-10:33, UNM by 12 2nd-7:07.
NICH led for 4:09, UNM led for 32:02, Game tied 3:49.
Officials: Scott Brown, Jim Bruno, Crystal Hogan
Technical: none

NEW MEXICO #22 UCLA

72
64

GAME #2
Nov. 8, 2024
Lee's Family Forum (1,497)
Henderson, NV

UNM (2-0)	FG	3FG	FT	O-D-T	PF	TP	A	TO	BS	S	MP
8 Borovicainin*	2-2	2-2	0-0	0-2-2	3	6	3	1	0	0	24
22 Amzli*	3-7	2-4	0-0	0-4-4	4	8	0	3	2	0	28
23 Joseph*	5-9	0-0	6-8	4-8-12	3	16	0	4	1	2	33
2 Dent*	8-13	0-1	1-4	0-1-1	1	17	8	9	0	2	34
3 Washington*	1-7	0-3	1-2	2-3-5	2	3	2	3	0	5	30
0 Noland	2-5	1-2	8-8	0-1-1	5	13	1	0	0	3	19
1 Appelhans	1-1	1-1	0-0	0-1-1	1	3	0	0	0	0	4
4 Dotson	0-1	0-1	0-0	0-1-1	0	0	0	2	0	0	6
6 Atiki	2-2	0-0	0-0	0-1-1	1	4	0	0	0	0	7
7 Sacko	1-1	0-0	0-1	0-1-1	4	2	0	0	0	0	10
11 Webb	0-1	0-1	0-0	0-0-0	0	0	0	0	0	0	2
24 Milicevic	0-0	0-0	0-0	0-0-0	2	0	0	0	0	0	2
TEAM				2-3-5							
Totals	25-49	6-15	16-23	8-26-34	26	72	14	24	3	12	200
UCLA (1-1)	FG	3FG	FT	O-D-T	PF	TP	A	TO	BS	S	MP
3 Dailey*	1-3	1-2	2-2	1-2-3	4	5	1	2	0	0	15
34 Bilodeau*	8-20	2-7	5-8	7-8-15	3	23	0	3	1	2	33
0 Johnson*	2-4	0-2	3-4	2-2-4	4	7	5	1	0	1	26
2 Andrews*	2-6	0-3	0-0	0-0-0	2	4	2	6	0	1	30
55 Clark*	3-9	1-4	0-0	0-0-0	2	7	1	1	0	6	29
1 Perry	1-4	1-2	5-7	1-2-3	3	8	2	1	0	2	23
10 Stefanovic	1-4	0-3	0-0	2-1-3	2	2	0	3	0	0	15
12 Mack	0-0	0-0	2-2	0-0-0	1	2	2	3	0	0	10
15 Mara	0-0	0-0	0-0	0-0-0	1	0	0	0	0	0	5
24 Kyle	2-5	0-0	2-4	0-4-4	2	6	0	1	2	0	15
TEAM				1-1-2							
Totals	20-55	5-23	19-27	14-20-34	24	64	13	21	3	12	200
	1st	2nd	Total			FG%	3FG%	FT%			
New Mexico	41	31	72			51.0	40.0	69.6			
UCLA	30	34	64			36.4	21.7	70.4			

Points in the Paint-UNM 36, UCLA 24; Points off Turnovers-UNM 21, UCLA 15
2nd Chance Points-UNM 2, UCLA 12; Fast Break Points-UNM 17, UCLA 10
Bench Points-UNM 27, UCLA 18. Score Tied-1 time. Lead changed-0 times.
Largest lead-UNM by 16 2nd-14:29, UCLA - none.
UNM led for 39:31, UCLA led for 0:00, Game tied 0:29.
Officials: Paul Szelc, Mike Reed, Keith Kimble
Technical: none

NEW MEXICO TAMU-CC

100
81

GAME #3
Nov. 12, 2024
The Pit (11,160)
Albuquerque, NM

TAMU-CC (1-2)	FG	3FG	FT	O-D-T	PF	TP	A	TO	BS	S	MP
6 S.Williams*	4-8	0-0	0-2	3-3-6	2	8	0	1	0	1	19
12 Dease*	5-6	0-1	1-2	2-5-7	1	11	7	4	0	0	27
33 Clark*	5-8	1-2	8-9	1-4-5	3	19	1	2	0	0	29
2 Roberts*	2-6	2-5	0-0	0-2-2	2	6	0	1	1	0	18
10 L.Williams*	2-5	0-0	1-5	0-3-3	3	5	3	2	1	1	20
0 Torbor	0-0	0-0	0-0	0-0-0	1	0	0	1	0	1	3
1 Wright-Forde	3-5	0-0	3-5	0-2-2	3	9	2	3	1	0	15
3 Villegas	0-0	0-0	0-0	0-0-0	0	0	0	0	0	0	4
4 Parker	0-4	0-4	1-2	0-1-1	3	1	4	3	0	1	12
5 Dennis	3-3	1-1	0-2	0-0-0	2	7	2	0	0	0	10
13 Jackson	4-5	0-0	1-4	0-5-5	4	9	1	0	1	1	22
21 Walker	0-1	0-0	0-0	0-1-1	2	0	0	2	0	1	7
24 Potter	1-4	1-3	3-4	0-0-0	0	6	0	3	0	1	14
TEAM				3-4-7							
Totals	29-55	5-16	18-35	9-30-39	26	81	20	22	4	7	200
UNM (3-0)	FG	3FG	FT	O-D-T	PF	TP	A	TO	BS	S	MP
8 Borovicainin*	0-5	0-2	0-0	1-0-1	2	0	0	1	0	0	14
22 Amzli*	3-9	1-5	5-6	2-5-7	3	12	2	4	2	2	27
23 Joseph*	5-6	0-0	0-3	3-6-9	4	10	1	2	2	2	16
2 Dent*	7-10	1-1	10-14	0-0-0	2	25	10	0	0	2	30
3 Washington*	5-12	1-4	4-7	3-2-5	3	15	2	1	0	2	31
0 Noland	1-7	1-5	2-2	0-3-3	5	5	1	3	0	3	16
1 Appelhans	1-1	1-1	0-0	0-2-2	0	3	0	0	0	1	10
4 Dotson	6-7	3-4	3-4	0-1-1	2	18	3	1	0	2	15
6 Atiki	4-4	0-0	1-3	1-4-5	2	9	2	0	5	0	21
7 Sacko	1-1	1-1	0-0	0-1-1	4	3	0	1	0	1	14
11 Webb	0-0	0-0	0-0	0-1-1	0	0	0	1	0	0	4
24 Milicevic	0-0	0-0	0-0	0-0-0	1	0	0	0	0	0	2
TEAM				1-1-2							
Totals	33-62	9-23	25-39	11-26-37	28	100	22	14	9	15	200
	1st	2nd	Total			FG%	3FG%	FT%			
A&M-Corpus Christi	34	47	81			52.7	31.3	51.4			
New Mexico	49	51	100			53.2	39.1	64.1			

Points in the Paint-TAMUCC



2024-25 LOBO BASKETBALL

NEW MEXICO TEXAS SOUTHERN 68

GAME #6
Nov. 24, 2024
The Pit (11,286)
Albuquerque, NM

TXSO (1-5)	FG	3FG	FT	O-D-T	PF	TP	A	TO	BS	S	MP
1 Hunter*	4-12	0-0	0-0	1-4-5	4	8	0	1	2	1	30
0 Jackson-Posey*	1-3	1-3	0-0	0-3-3	2	3	1	2	0	0	11
2 McClain*	6-12	2-5	11-	0-1-1	3	15	6	5	0	0	28
7 Hayes*	2-7	2-2	4-4	1-0-1	0	10	3	1	0	1	25
23 Posey*	1-2	0-0	0-0	0-1-1	5	2	0	2	0	0	14
5 Wysinger	2-4	1-1	7-8	0-4-4	0	12	2	1	0	0	16
8 Anderson	1-4	0-0	1-2	0-2-2	1	3	1	1	0	1	22
12 Morlie	2-5	1-2	0-0	0-4-4	2	5	1	0	0	0	13
14 Granger	2-3	2-3	0-0	1-2-3	1	6	0	1	0	1	17
20 Koureissi	2-6	0-1	0-2	3-4-7	0	4	0	3	1	0	19
32 Farooq	0-1	0-1	0-0	0-0-0	0	0	0	1	0	0	6
TEAM				3-2-5							
Totals	23-59	9-18	13-17	9-27-36	19	68	14	20	3	4	200
UNM (5-1)	FG	3FG	FT	O-D-T	PF	TP	A	TO	BS	S	MP
22 Amzli*	6-15	2-6	4-6	0-2-2	1	18	1	0	0	0	29
23 Joseph*	2-4	0-1	4-6	1-7-8	3	8	1	2	3	2	23
0 Noland*	3-6	0-2	0-1	2-6-8	2	6	1	1	0	2	21
2 Dent*	4-9	0-1	3-4	1-1-2	2	11	5	0	1	1	25
3 Washington*	8-13	3-4	0-1	5-5-10	1	19	3	1	0	4	28
1 Appelhans*	1-3	1-2	0-0	0-0-0	0	3	2	0	2	1	14
4 Dotson	3-6	3-5	1-2	0-0-0	1	10	2	0	0	0	15
6 Atiki	2-4	0-0	0-0	2-0-2	0	4	1	1	2	0	13
7 Sacko	2-3	0-1	0-0	1-0-1	2	4	0	1	1	0	5
8 Borovicinan	5-6	1-2	0-0	0-4-4	2	11	2	1	0	0	10
11 Webb	1-2	0-0	0-1	1-1-2	1	2	0	0	0	0	8
24 Milicevic	1-4	1-3	0-0	0-1-1	1	3	1	0	0	0	10
TEAM				1-2-3							
Totals	38-75	11-27	12-21	14-29-43	16	99	19	7	9	10	200
1st	31	37	68			FG%	3FG%	FT%			
Texas Southern	31	37	68			39.0	50.0	76.5			
New Mexico	38	61	99			50.7	40.7	57.1			

Points in the Paint-TXSO 18, UNM 52; Points off Turnovers-TXSO 2, UNM 30
2nd Chance Points-TXSO 6, UNM 24; Fast Break Points-TXSO 14, UNM 29
Bench Points-TXSO 30, UNM 37. Score Tied-2 times. Lead changed-2 times.
Largest lead-TXSO by 2 1st-2:27, UNM by 39 2nd-3:31.
TXSO led for 0:32, UNM led for 37:13. Game tied 2:15.
Officials: Tommy Nunez, Crystal Hogan, Daniel Nguyen
Technical: UNM-Washington; TXSO-Coach Jones, Posey

ARIZONA STATE NEW MEXICO 82

GAME #7
Nov. 28, 2024
Acrisure Arena (732)
Palm Desert, CA

ASU (6-1)	FG	3FG	FT	O-D-T	PF	TP	A	TO	BS	S	MP
8 Jhjad*	5-9	3-4	7-10	2-4-6	4	20	0	1	0	1	26
21 Quaintance*	2-8	0-1	0-3	4-4-8	2	4	1	1	3	1	29
1 Mason*	3-8	1-2	4-4	0-3-3	4	11	5	1	1	1	33
10 Freeman*	4-6	1-3	7-8	0-3-3	2	16	3	2	0	1	28
44 Miller*	3-6	2-3	0-0	0-1-1	2	8	2	2	0	1	28
3 Sanon	1-11	2-5	5-5	1-1-2	1	19	3	1	0	0	32
5 Ali	6-4	0-1	0-0	0-1-1	2	2	1	0	0	0	11
9 Phillips	2-3	0-0	1-2	0-4-4	4	5	1	1	0	0	14
TEAM				2-4-6							
Totals	26-55	9-19	24-32	9-25-34	22	85	16	10	4	5	200
UNM (5-2)	FG	3FG	FT	O-D-T	PF	TP	A	TO	BS	S	MP
22 Amzli*	6-16	3-9	13-14	3-5-8	4	28	0	2	0	0	35
23 Joseph*	1-3	0-0	1-1	2-5-7	4	3	1	5	0	1	25
0 Noland*	4-7	3-3	2-2	0-4-4	3	13	2	0	1	2	30
2 Dent*	9-21	0-1	12-15	0-1-1	2	30	7	0	1	0	35
3 Washington	1-8	0-3	0-0	3-2-5	4	2	0	0	0	2	27
1 Appelhans*	0-0	0-0	0-0	0-0-0	0	0	0	0	0	0	5
4 Dotson	0-0	0-0	0-0	0-0-0	0	0	0	0	0	0	5
6 Atiki	1-2	0-0	0-0	1-4-5	4	2	0	0	2	0	15
7 Sacko	0-1	0-0	0-0	0-1-1	1	0	0	2	0	0	5
8 Borovicinan	2-5	0-0	0-0	1-0-1	3	4	0	1	0	1	16
24 Milicevic	0-0	0-0	0-0	0-0-0	1	0	0	0	0	0	2
TEAM				4-1-5							
Totals	24-63	6-16	28-32	14-24-38	26	82	10	11	3	6	200
1st	34	51	85			FG%	3FG%	FT%			
Arizona State	34	51	85			47.3	47.4	75.0			
New Mexico	37	45	82			38.1	37.5	87.5			

Points in the Paint-ASU 26, UNM 34; Points off Turnovers-ASU 15, UNM 13
2nd Chance Points-ASU 10, UNM 8; Fast Break Points-ASU 5, UNM 7
Bench Points-ASU 26, UNM 6. Score Tied-10 times. Lead changed-7 times.
Largest lead-ASU by 13 1st-5:48, UNM by 9 2nd-15:18.
ASU led for 18:09, UNM led for 17:08. Game tied 4:43.
Officials: Terry Oglesby, Bill Vinovich, Alexander Thompson
Technical: ASU-Phillips, Coach Hurley

NEW MEXICO USC 83

GAME #8
Nov. 29, 2024
Acrisure Arena (310)
Palm Desert, CA

USC (5-3)	FG	3FG	FT	O-D-T	PF	TP	A	TO	BS	S	MP
0 Thomas*	4-7	1-4	0-0	0-7-7	2	9	5	5	0	3	37
5 Williams*	3-6	2-4	3-4	0-4-4	0	11	2	1	0	1	27
33 Cohen*	6-9	0-0	2-3	1-0-1	2	14	0	0	0	0	17
1 Claude*	5-9	1-1	2-2	0-2-2	2	13	2	3	0	3	32
7 Agbo*	4-12	3-6	2-2	2-5-7	5	13	2	3	0	2	40
2 Elohim	0-0	0-0	0-0	0-2-2	1	0	0	1	0	0	9
3 Knowling	1-4	0-0	0-0	1-1-2	2	2	0	0	0	0	11
4 Pope	0-0	0-0	0-0	0-0-0	1	0	0	0	0	0	0+
6 Yates	0-2	0-1	0-0	1-0-1	0	0	0	1	1	0	6
8 Patton	3-4	0-0	1-3	1-2-3	2	7	0	0	0	1	7
9 Shelley	0-1	0-1	1-2	0-0-0	1	1	1	0	0	0	6
12 Agee	1-1	0-0	1-2	0-0-0	0	3	0	1	0	0	8
TEAM				2-1-3							
Totals	27-55	7-17	12-18	8-24-32	18	73	13	16	0	11	200
UNM (6-2)	FG	3FG	FT	O-D-T	PF	TP	A	TO	BS	S	MP
22 Amzli*	3-6	1-2	3-5	1-2-3	0	10	0	3	0	1	29
23 Joseph*	5-8	0-0	5-6	4-2-6	2	15	1	2	2	0	26
0 Noland*	3-8	0-4	0-4	0-3-3	3	6	0	1	0	2	23
2 Dent*	6-12	1-2	4-4	1-5-6	1	17	11	4	1	1	36
3 Washington*	7-12	3-7	3-4	1-3-4	1	20	4	3	0	2	32
1 Appelhans*	3-7	2-5	1-1	1-0-1	1	9	0	0	0	0	17
4 Dotson	0-0	0-0	0-0	0-0-0	2	0	0	0	0	0	4
6 Atiki	2-2	0-0	0-0	0-3-3	1	4	0	0	2	0	12
8 Borovicinan	0-1	0-0	0-0	0-0-0	0	0	0	0	0	1	8
11 Webb	0-0	0-0	0-0	0-0-0	2	0	0	1	0	0	2
24 Milicevic	1-2	0-0	0-0	1-1-2	1	2	1	0	0	1	11
TEAM				2-2-4							
Totals	30-58	7-21	16-24	11-21-32	14	83	17	14	5	8	200
1st	30	43	73			FG%	3FG%	FT%			
USC	30	43	73			49.1	41.2	66.7			
New Mexico	39	44	83			51.7	33.3	66.7			

Points in the Paint-USC 38, UNM 40; Points off Turnovers-USC 16, UNM 17
2nd Chance Points-USC 9, UNM 12; Fast Break Points-USC 8, UNM 12
Bench Points-USC 13, UNM 15. Score Tied-1 time. Lead changed-4 times.
Largest lead-USC by 4 1st-17:35, UNM by 20 2nd-5:58.
USC led for 2:21, UNM led for 35:59, Game tied 1:40.
Officials: John Hampton, Michael Greenstein, Bill Vinovich
Technical: none

NEW MEXICO SAN JOSE ST 77

GAME #9
Dec. 4, 2024
The Pit (10,658)
Albuquerque, NM

SJSU (4-6, 0-1)	FG	3FG	FT	O-D-T	PF	TP	A	TO	BS	S	MP
22 Valhola*	3-3	0-0	4-6	3-8-11	2	10	3	3	4	0	23
0 Yap*	0-7	0-4	0-0	1-4-5	4	0	4	2	0	0	33
1 McClendon*	6-12	4-7	4-4	0-1-1	2	20	2	0	1	1	35
6 Hall*	3-13	0-2	2-3	1-5-6	4	8	2	2	0	2	30
9 Udjuje*	8-14	3-4	3-3	0-1-1	3	22	1	3	0	3	35
5 Davis	1-3	0-1	4-5	1-2-3	2	6	0	0	0	0	27
13 Washington	1-2	1-1	0-0	0-0-0	1	3	1	1	0	0	10
24 NgaNga	3-3	2-2	0-0	0-1-1	4	8	0	1	0	1	7
TEAM				1-2-3							
Totals	25-56	10-21	17-21	7-24-31	22	77	13	10	7	6	200
UNM (7-2, 1-0)	FG	3FG	FT	O-D-T	PF	TP	A	TO	BS	S	MP
22 Amzli*	6-12	1-3	6-9	5-4-9	2	19	3	0	2	1	37
23 Joseph*	5-11	0-0	6-6	2-8-10	3	16	2	2	0	1	35
1 Appelhans*	1-5	1-4	0-0	0-2-2	0	3	1	0	1	0	19
2 Dent*	6-16	1-2	7-10	0-3-3	2	20	5	4	1	1	38
3 Washington*	5-13	3-7	0-0	2-3-5	0	13	2	2	0	0	31
4 Dotson	0-0	0-0	0-0	0-0-0	1	0	1	0	0	0	2
6 Atiki	1-2	0-0	1-2	1-0-1	2	3	0	0	0	2	5
7 Sacko	0-1	0-0	0-2	0-0-0	0	0	0	0	0	1	2
8 Borovicinan	4-5	1-1	0-1	1-6-7	2	9	3	0	0	1	31
24 Milicevic	0-0	0-0	0-0	0-0-0	1	0	0	0	0	0	1
TEAM				5-0-5							
Totals	28-65	7-17	20-30	16-26-42	13	83	17	9	4	7	200
1st	38	39	77			FG%	3FG%	FT%			
San Jose State	38	39	77			44.6	47.6	81.0			
New Mexico	39	44	83			43.1	41.2	66.7			

Points in the Paint-SJSU 30, UNM 40; Points off Turnovers-SJSU 9, UNM 6
2nd Chance Points-SJSU 5, UNM 8; Fast Break Points-SJSU 9, UNM 12
Bench Points-SJSU 17, UNM 12. Score Tied-5 times. Lead changed-15 times.
Largest lead-SJSU by 13 1st-14:59, UNM by 6 2nd-0:03.
SJSU led for 31:16, UNM led for 5:17. Game tied 3:27.
Officials: Nate Harris, Randy Richardson, Kevin Brill
Technical: none

NEW MEXICO ST. NEW MEXICO 83 OT

GAME #10
Dec. 7, 2024
The Pit (15,411)
Albuquerque, NM

NMSU (4-5)	FG	3FG	FT	O-D-T	PF	TP	A	TO	BS	S	MP
12 Filipovity*	3-8	0-4	1-2	2-6-8	3	7	0	6	0	0	23
19 N.Tshimanga*	0-1	0-0	0-0	0-3-3	3	0	0	0	1	0	8
0 Bostick*	7-12	0-2	3-7	0-8-8	1	17	5	3	0	1	39
2 Jackson*	3-7	2-4	2-2	1-2-	5	10	7	2	0	0	29
3 Cook*	8-13	6-9	5-6	1-4-5	1	27	3	0	1	0	59
1 Pickens	0-1	0-0	0-0	0-0-0	0	0	2	3	0	0	9
5 Cherentfan	0-0	0-0	0-0	0-0-0	0	0	0	0	0	0	1
13 Harris	1-2	0-0	0-0	1-0-1	1	2	0	1	0	1	19
21 Carpenter	7-14	6-12	0-0	0-8-8	2	20	1	0	1	2	30
25 E.Tshimanga	3-4	0-0	0-0	2-2-4	4	6	0	1	0	0	16
TEAM				1-4-5				1			
Totals	32-62	14-31	11-17	83-74-5	20	89	18	17	3	4	225
UNM (7-3)	FG	3FG	FT	O-D-T	PF	TP	A	TO	BS	S	MP
22 Anzili*	2-6	2-11	4-4	5-3-8	3	10	2	0	0	2	38
23 Joseph*	7-17	0-1	2-5	7-10-17	1	16	2	1	2	4	37
0 Noland*	3-12	1-6	0-0	0-0-0	3	7	3	1	0	2	31
2 Dent*	5-12	0-0	5-8	1-2-3	3	15	4	2	1	0	39
3 Washington*	3-9	2-4	0-0	3-2-5	2	8	1	1	1	0	21
1 Appelhans	5-7	4-6	0-0	0-0-0	0	14	1	0	0	0	16
4 Dotson	2-6	1-3	1-2	1-1-2	4	6	3	0	0	0	17
7 Sacko	1-1	0-0	0-0	0-1-1	0	2	0	0	1	1	8
8 Borovicanin	1-2	0-1	0-2	2-3-5	1	2	1	1	0	0	13
24 Milicevic	1-2	0-0	1-1	1-0-1	1	3	0	0	0	0	7
TEAM				3-1-1				1			
Totals	30-84	10-32	13-22	23-23-46	18	83	17	6	5	9	225
	1st	2nd	OT	Total		FG%	3FG%				
New Mexico State	47	26	16	89		51.6	45.2		64.7		
New Mexico	38	35	10	83		35.7	31.3		59.1		



2024-25 LOBO BASKETBALL

NEW MEXICO VCU

78
71

GAME #12
Dec. 18, 2024
The Pit (11,483)
Albuquerque, NM

VCU (9-3)	FG	3FG	FT	O-D-T	PF	TP	A	TO	BS	S	MP
21 Fermin*	0-0	0-0	0-0	0-2-2	4	0	2	0	1	0	21
1 Russell*	3-7	1-3	6-7	1-3-4	4	13	1	2	0	1	23
4 Clark*	0-5	0-3	0-0	1-3-4	3	0	1	0	0	1	17
11 Shulga*	6-11	3-7	5-7	0-1-1	2	20	0	3	0	2	35
22 Bamisile*	4-11	2-7	2-3	0-4-4	0	12	2	1	1	2	25
0 Jennings	2-2	0-0	0-1	0-1-1	1	4	2	1	1	1	10
2 Jackson	4-9	2-6	0-1	0-2-2	3	10	2	1	0	1	25
5 Billups	1-4	1-4	0-0	0-2-2	0	3	1	0	0	0	14
6 Hill	1-3	1-1	0-0	0-0-0	0	3	0	1	0	0	5
8 Belle	3-4	0-0	0-5	1-4-5	1	6	2	0	0	0	15
9 Bamgboye	0-1	0-0	0-0	1-1-2	3	0	0	1	3	0	12
TEAM				3-3-6							
Totals	24-57	10-31	13-24	7-26-33	21	71	13	12	6	8	200
UNM (10-3, 2-0)	FG	3FG	FT	O-D-T	PF	TP	A	TO	BS	S	MP
8 Borovicainin*	1-6	0-1	0-0	0-4-9	3	2	0	1	0	0	33
22 Amzli*	5-12	0-2	5-7	2-6-8	0	15	0	0	0	1	34
23 Joseph*	5-11	0-0	5-8	6-5-11	2	15	1	4	1	2	31
0 Noland*	0-2	0-2	0-0	0-3-3	5	0	1	1	0	0	17
2 Dent*	14-26	2-4	10-11	0-5-5	1	40	4	3	0	1	39
1 Appelhans	1-2	1-1	1-2	0-1-1	5	4	0	1	0	0	17
4 Dotson	1-4	0-0	0-3-3	0-0-0	0	2	0	1	0	2	15
6 Atiki	0-1	0-0	0-2	0-0-0	2	0	0	0	0	1	9
24 Milicevic	0-0	0-0	0-0	0-1-1	1	0	0	0	0	0	6
TEAM				3-3-6							
Totals	27-64	3-11	21-30	16-31-47	19	78	6	11	1	7	200
VCU		1st	2nd	Total		FG%	3FG%	FT%			
New Mexico		30	41	71		42.1	32.3	54.2			
		37	41	78		42.2	27.3	70.0			

Points in the Paint-VCU 26, UNM 44; Points off Turnovers-VCU 8, UNM 15
2nd Chance Points-VCU 8, UNM 16; Fast Break Points-VCU 12, UNM 11
Bench Points-VCU 26, UNM 6. Score Tied-0 times. Lead changed-2 times.
Largest lead-VCU by 1 1st-12:20, UNM by 15 2nd-15:43.
VCU led for 1:09, UNM led for 38:22. Game tied 0:29.
Officials: Mike Reed, Verne Harris, Amy Bonner
Technical: none

NEW MEXICO COLORADO ST.

76
68

GAME #13
Dec. 28, 2024
Moby Arena (4,772)
Fort Collins, CO

UNM (10-3, 2-0)	FG	3FG	FT	O-D-T	PF	TP	A	TO	BS	S	MP
8 Borovicainin*	4-4	2-2	0-1	1-3-4	3	10	1	1	1	4	24
22 Amzli*	5-10	0-2	4-4	3-2-5	4	14	1	1	0	1	31
23 Joseph*	4-9	0-0	1-2	2-9-11	3	9	1	2	0	0	24
2 Dent*	7-16	0-1	0-0	0-2-2	1	14	6	3	0	0	36
3 Washington*	0-7	0-3	2-2	1-1-2	1	2	1	1	0	1	20
0 Noland	5-7	1-2	0-0	1-3-4	1	11	1	4	0	0	20
1 Appelhans	1-2	1-2	0-0	1-0-1	1	3	1	0	0	2	16
4 Dotson	2-4	2-2	0-0	0-0-0	1	6	0	0	0	2	4
6 Atiki	1-2	0-0	0-0	0-0-0	0	2	0	0	0	0	9
24 Milicevic	2-2	1-1	0-0	0-0-0	0	5	1	0	0	0	16
TEAM				2-1-3							
Totals	31-63	7-15	7-9	11-21-32	15	76	13	12	1	10	200
CSU (7-6, 1-1)	FG	3FG	FT	O-D-T	PF	TP	A	TO	BS	S	MP
0 Evans*	3-7	2-4	2-2	1-3-4	1	10	3	3	1	1	32
10 Clifford*	7-17	0-5	3-3	3-4-7	2	17	6	4	1	3	38
15 Lake*	4-10	1-7	0-0	0-2-2	1	9	2	1	1	2	29
21 Mbemba*	2-3	0-0	2-2	1-2-3	2	6	1	3	1	1	17
25 Morton*	2-4	0-1	1-1	2-3-5	2	5	2	1	1	0	19
8 Crocker-Johnson	10-6	1-3	0-0	4-5-9	1	13	0	2	0	0	21
11 Williams	0-0	0-0	0-0	0-2-2	0	0	0	0	0	0	13
13 Born	0-2	0-0	0-0	0-0-0	0	0	1	2	0	1	8
35 Jorgensen	3-7	2-3	0-0	1-2-3	0	8	4	1	1	1	22
TEAM				0-0-0							
Totals	27-60	6-23	8-8	12-23-35	9	68	19	17	6	9	200
New Mexico		1st	2nd	Total		FG%	3FG%	FT%			
Colorado State		41	35	76		49.2	46.7	77.8			
		25	43	68		45.0	26.1	100.0			

Points in the Paint-UNM 40, CSU 40; Points off Turnovers-UNM 16, CSU 12
2nd Chance Points-UNM 7, CSU 16; Fast Break Points-UNM 6, CSU 11
Bench Points-UNM 27, CSU 21. Score Tied-2 times. Lead changed-2 times.
Largest lead-UNM by 21 1st-2:39, CSU by 2 1st-11:22.
UNM led for 35:06, CSU led for 0:26. Game tied 4:28.
Officials: Tommy Nunez, Alfred Smith, Scott Brown
Technical: none

NEW MEXICO FRESNO ST.

103
89

GAME #14
Dec. 31, 2024
Save Mart Center (5,583)
Fresno, CA

UNM (11-3, 3-0)	FG	3FG	FT	O-D-T	PF	TP	A	TO	BS	S	MP
8 Borovicainin*	1-4	0-1	1-2	1-3-4	3	3	1	0	1	1	16
22 Amzli*	8-13	4-6	3-4	0-5-5	3	23	1	6	0	0	32
23 Joseph*	4-6	0-0	4-4	1-11-12	3	12	2	1	4	1	31
2 Dent*	7-13	0-2	4-5	0-5-5	0	18	6	4	2	5	34
3 Washington*	6-9	2-2	0-0	0-1-1	1	14	6	2	0	0	29
0 Noland	11-17	1-6	0-0	1-2-3	1	23	3	2	0	1	22
1 Appelhans	1-4	1-4	0-0	0-0-0	0	3	0	0	0	0	14
4 Dotson	2-3	1-2	0-0	0-0-0	1	5	0	1	0	0	6
6 Atiki	0-0	0-0	0-0	1-2-3	2	0	1	0	1	1	5
7 Sacko	1-1	0-0	0-0	1-0-1	2	2	1	0	0	0	4
24 Milicevic	0-0	0-0	0-0	0-1-1	3	0	0	0	0	1	8
TEAM				1-0-1							
Totals	41-70	9-23	12-15	6-30-36	19	103	21	16	8	10	200
FSU (4-10, 0-3)	FG	3FG	FT	O-D-T	PF	TP	A	TO	BS	S	MP
3 Price*	3-9	0-1	9-14	5-6-11	4	15	2	3	3	6	34
11 Robinson*	2-9	2-7	0-0	0-4-4	2	6	1	1	0	0	23
23 Seck*	0-0	0-0	0-0	0-0-0	2	0	0	0	0	0	8
5 Weaver*	3-13	2-6	5-6	0-3-3	0	13	2	3	0	0	31
10 Collins*	8-11	1-1	3-4	1-1-2	3	20	2	4	0	0	32
0 Tremble	5-7	3-3	1-2	1-0-1	2	14	0	2	0	2	18
6 Bonga	0-0	0-0	0-0	0-0-0	0	0	0	0	0	0	1
8 Crawford	3-7	0-1	0-0	0-5-5	0	6	2	1	0	1	26
21 Amunike	5-11	2-3	3-5	1-1-2	2	15	1	0	0	1	27
TEAM				2-4-6							
Totals	29-67	10-22	21-31	10-24-34	15	89	10	15	4	10	200
New Mexico		1st	2nd	Total		FG%	3FG%	FT%			
Fresno State		53	50	103		58.6	39.1	80.0			
		36	53	89		43.3	45.5	67.7			

Points in the Paint-UNM 54, FSU 36; Points off Turnovers-UNM 21, FSU 18
2nd Chance Points-UNM 10, FSU 10; Fast Break Points-UNM 35, FSU 8
Bench Points-UNM 33, FSU 35. Score Tied-0 times. Lead changed-2 times.
Largest lead-UNM by 19 2nd-18:29, FSU by 1 1st-18:23.
UNM led for 39:09, FSU led for 0:30. Game tied 0:21.
Officials: Mike Reed, Nate Harris, Rob Kueneman
Technical: none

NEW MEXICO NEVADA

82
81 OT

GAME #15
Jan. 3, 2025
The Pit (14,622)
Albuquerque, NM

NEV (8-7, 0-4)	FG	3FG	FT	O-D-T	PF	TP	A	TO	BS	S	MP
4 Coleman*	5-8	2-4	0-0	0-0-0	2	12	1	2	0	1	39
11 Davidson*	4-11	4-8	6-8	2-4-6	4	18	4	2	5	0	41
42 Hymes*	2-5	0-0	4-9	3-1-4	2	8	1	1	1	2	20
8 Sanders*	6-18	1-2	8-11	1-4-5	2	21	4	3	1	1	39
20 Foster*	2-2	0-0	1-3	2-5-7	4	5	4	0	0	2	37
0 Bailey	2-3	0-0	0-0	0-3-3	4	4	0	0	0	1	17
7 Love	0-2	0-0	0-0	1-1-2	2	0	0	1	0	0	7
21 McBride	3-8	1-4	4-4	0-4-4	3	11	0	0	0	2	17
53 DuSell	1-2	0-1	0-0	0-0-0	5	2	1	0	0	0	8
TEAM				0-1-1							
Totals	25-59	8-19	23-35	9-23-32	28	81	15	10	7	9	225
UNM (12-3, 4-0)	FG	3FG	FT	O-D-T	PF	TP	A	TO	BS	S	MP
8 Borovicainin*	1-3	1-2	6-6	2-6-8	4	9	0	0	0	0	27
22 Amzli*	4-11	1-6	5-7	0-5-5	4	14	4	2	2	1	39
23 Joseph*	7-8	0-0	6-9	2-8-10	3	20	0	2	3	1	39
2 Dent*	6-11	0-0	8-9	0-0-0	3	20	6	5	1	1	39
3 Washington*	1-4	0-1	4-6	0-1-1	3	6	0	2	0	0	25
0 Noland	2-5	1-4	2-4	1-2-3	4	7	2	0	0	0	23
1 Appelhans	1-4	1-4	0-0	0-1-1	1	3	2	1	1	1	16
4 Dotson	0-1	0-0	0-0	0-0-0	0	0	0	1	0	1	6
6 Atiki	0-1	0-0	0-0	0-2-2	4	0	0	1	0	0	6
24 Milicevic	1-1	1-1	0-0	0-1-1	0	3	0	0	0	0	6
TEAM				1-3-4							
Totals	23-49	5-18	31-41	6-29-35	26	82	14	15	7	5	225
Nevada		1st	2nd	OT	Total		FG%	3FG%	FT%		
New Mexico		37	33	11	81		42.4	42.1	65.7		
		34	36	12	82		46.9	27.8	75.6		

Points in the Paint-NEV 30, UNM 32; Points off Turnovers-NEV 14, UNM 12
2nd Chance Points-NEV 7, UNM 11; Fast Break Points-NEV 12, UNM 14
Bench Points-NEV 17, UNM 13. Score Tied-18 times. Lead changed-18 times.
Largest lead-NEV by 4 1st-0:31, UNM by 8 1st-8:15.
NEV led for 10:54, UNM led for 27:18. Game tied 6:46.
Officials: Keith Kimble, Verne Harris, Amy Bonner
Technical: none

NEW MEXICO WYOMING

61
53

GAME #16
Jan. 7, 2025
Arena-Auditorium (2,938)
Laramie, WY

UNM (13-3, 5-0)	FG	3FG	FT	O-D-T	PF	TP	A	TO	BS	S	MP
8 Borovicainin*	6-10	3-6	1-1	2-9-11	1	16	0	0	0	0	31
22 Amzli*	0-7	0-4	0-0	0-2-2	3	0	1	3	1	0	24
23 Joseph*	5-10	0-0	2-4	4-8-12	3	12	0	3	2	0	37
2 Dent*	6-13	1-2	9-9	0-3-3	2	22	6	3	1	2	38
3 Washington*	1-7	0-3	1-2	0-3-3	2	3	0	0	1	2	26
0 Noland	0-3	0-2	2-2	0-1-1	3	2	0	0	0	0	1



2024-25 LOBO BASKETBALL

LOBO HIGHS AND LOWS

	SEASON HIGH	SEASON LOW	PITINO ERA HIGH	PITINO ERA LOW
Points	122, vs. Western NM (12/14/24)	61, at Wyoming (1/7/25)	106, vs. Western NM (12/14/24)	47, at San Diego St (1/31/22)
Points (Half)	62 ² , vs. Western NM (12/14/24)	18 ¹ , at Wyoming (1/7/25)	62 ² , vs. Western NM (12/14/24)	18 ¹ , at Wyoming (1/7/25)
Victory Margin	+52, vs. Western NM (12/14/24)	-	+52, vs. Western NM (12/14/24)	-
FGs	47, vs. Western NM (12/14/24)	19, at Wyoming (1/7/25)	47, vs. Western NM (12/14/24)	16, at San Diego St (1/31/22)
FGAs	84, vs. New Mexico State (12/7/24)	49, twice	84, vs. New Mexico State (12/7/24)	49, twice
FG%	.603, vs. Western NM (12/14/24)	.333, at Wyoming (1/7/25)	.607, at San Jose State (2/17/23)	.297, vs. Clemson (3/22/24)
FG% (half)	.677 ¹ , at Fresno State (12/31/24)	.185 ¹ , at Wyoming (1/7/25)	.677 ¹ , at Fresno State (12/31/24)	.185 ¹ , at Wyoming (1/7/25)
3FGs	14, vs. Western NM (12/14/24)	3, vs. VCU (12/18/24)	17, vs. Utah State (1/8/22)	2, three times
3FGAs	36, vs. Nicholls (11/4/24)	11, vs. VCU (12/18/24)	36, vs. Nicholls (11/4/24)	9, vs. North Dakota St (11/26/22)
3FG%	.500, vs. Western NM (12/14/24)	.194, vs. Nicholls (11/4/24)	.636, at San Jose State (2/17/23)	.125, vs. Air Force (2/26/22)
FTs	31, vs. Nevada (1/3/25)	7, twice	36, vs. UTSA (12/10/22)	2, at Colorado State (1/19/22)
FTAs	41, vs. Nevada (1/3/25)	9, at Colorado St (12/28/24)	46, vs. UTSA (12/10/22)	4, at Colorado State (1/19/22)
FT%	.875, vs. Arizona St (11/28/24)	.389, at St. John's (11/17/24)	1.00 vs. Northern NM (2/11/22)	.300, at Utah State (2/22/22)
Off Rebs	23, vs. New Mexico State (12/7/24)	6, twice	23, vs. New Mexico State (12/7/24)	3, twice
Def Rebs	34, twice	16, at St. John's (11/17/24)	45, vs. Prairie View A&M (12/20/22)	15, twice
Total Rebs	51, vs. San Diego St (1/11/25)	32, twice	64, vs. Prairie View A&M (12/20/22)	23, at Wyoming (1/22/22)
Rebound Margin	+17, vs. Western NM (12/14/24)	-	+27, vs. Prairie View A&M (12/20/22)	-
Fouls	28, vs. TAMUCC (11/12/24)	13, vs. San Jose State (12/4/24)	28, twice	9, twice
Assists	31, vs. Western NM (12/14/24)	6, vs. VCU (12/18/24)	31, vs. Western NM (12/14/24)	5, at San Diego St (1/14/23)
Turnovers	24, vs. UCLA (11/8/24)	6, vs. New Mexico State (12/7/24)	24, vs. UCLA (11/8/24)	4, twice
Blocks	10, vs. Nicholls (11/4/24)	1, twice	14, twice	0, at San Diego St (2/16/24)
Steals	17, vs. Western NM (12/14/24)	5, vs. Nevada (1/3/25)	18, vs. Santa Clara (12/9/23)	1, vs. San Jose St (1/17/23)
Double Figure Scorers	5, five times	3, seven times	6, vs. Utah State (1/16/24)	2, numerous times
Players to Score	12, twice	6, twice	12, four times	5, twice

OPPONENT HIGHS AND LOWS

	SEASON HIGH	SEASON LOW	PITINO ERA HIGH	PITINO ERA LOW
Points	89, twice	48, San Diego St (1/11/25)	97, at Nevada (1/23/23)	46, Northern NM (2/11/22)
Points (Half)	53 ² , at Fresno State (12/31/24)	20 ¹ , San Diego St (1/11/25)	54 ² , at Boise State (3/2/24)	20 ¹ , twice
Victory Margin	+14, at St. John's (11/17/24)	-	+29, at UNLV (1/11/22)	-
FGs	34, at St. John's (11/17/24)	17, San Diego St (1/11/25)	37, New Mexico State (12/6/21)	17, San Diego St (1/11/25)
FGAs	72, Nicholls (11/4/24)	48, San Diego St (1/11/25)	76, Boise State (1/20/23)	46, Fresno State (1/25/22)
FG%	.527, TAMUCC (11/12/24)	.322, at Wyoming (1/7/25)	.660, at Air Force (2/10/23)	.282, Prairie View A&M (12/20/22)
FG% (half)	.630 ² , TAMUCC (11/12/24)	.214 ² , at Wyoming (1/7/25)	.741 ² , at San Jose St (2/20/22)	.214 ² , at Wyoming (1/7/25)
3FGs	15, Nicholls (11/4/24)	4, at St. John's (11/17/24)	15, Nicholls (11/4/24)	2, twice
3FGAs	37, Nicholls (11/4/24)	16, twice	37, Nicholls (11/4/24)	8, UNLV (2/10/24)
3FG%	.500, Texas Southern (11/24/24)	.217, vs. UCLA (11/8/24)	.550, at Colorado State (3/3/23)	.125, Iona (12/18/22)
FTs	24, vs. Arizona St (11/28/24)	7, twice	27, three times	2, twice
FTAs	35, twice	8, at Colorado St. (12/28/24)	38, Boise State (1/15/22)	4, San Diego St (2/25/23)
FT%	1.00, at Colorado St. (12/28/24)	.467, Grambling St. (11/21/24)	1.00, twice	.400, New Mexico St (12/6/21)
Off Rebs	22, at St. John's (11/17/24)	3, San Diego St (1/11/25)	29, at San Jose State (2/17/23)	2, vs. Toledo (11/21/23)
Def Rebs	37, New Mexico State (12/7/24)	17, Western NM (12/14/24)	38, twice	15, No. Colorado (11/27/22)
Total Rebs	49, twice	24, Western NM (12/14/24)	52, Boise State (1/15/22)	22, No. Colorado (11/27/22)
Rebound Margin	+17, at St. John's (11/17/24)	-	+27, Boise State (1/15/22)	-
Fouls	28, Nevada (1/3/25)	9, at Colorado St. (12/28/24)	30, Southern Utah (11/7/22)	9, at Colorado St. (12/28/24)
Assists	20, twice	10, twice	23, twice	7, Prairie View A&M (12/20/22)
Turnovers	24, Western NM (12/14/24)	10, three times	26, vs. Santa Clara (12/9/23)	4, San Jose State (1/17/23)
Blocks	8, San Diego St (1/11/25)	0, vs. USC (11/29/24)	9, twice	0, numerous times
Steals	12, vs. UCLA (11/8/24)	2, at Wyoming (1/7/25)	15, vs. UAB (11/25/21)	1, twice
Double Figure Scorers	5, twice	1, twice	6, Utah State (1/8/22)	0, Nevada (1/28/24)
Players to Score	10, three times	7, six times	12, UTSA (12/10/22)	5, at Air Force (1/20/24)

Bold denotes school record



2024-25 LOBO BASKETBALL

SUPERLATIVES...

LARGEST LEAD AT ANY TIME:	53 (122-69), vs. Western New Mexico (Dec. 14)
LARGEST DEFICIT AT ANY TIME:	16 (24-40), at St. John's (Nov. 17)
LARGEST DEFICIT OVERCOME TO WIN:	14 (18-32), at Wyoming (Jan. 7)
LARGEST LEAD SURRENDERED IN A LOSS:	14 (33-19), vs. New Mexico State (Dec. 7)
LARGEST HALFTIME LEAD:	23, (60-37), vs. Western New Mexico (Dec. 14)
LARGEST HALFTIME DEFICIT:	14 (18-32), at Wyoming (Jan. 7)
LARGEST HALFTIME DEFICIT OVERCOME TO WIN:	14 (18-32), at Wyoming (Jan. 7)
LARGEST HALFTIME LEAD SURRENDERED IN A LOSS:	3 (37-34), vs. Arizona State (Nov. 28)
MOST CONSECUTIVE POINTS SCORED:	22, vs. Western New Mexico (Dec. 14)
MOST CONSECUTIVE POINTS ALLOWED:	13, by New Mexico State (Dec. 7)

SPECIALTY STATS...

POINTS OFF TURNOVERS	NEW MEXICO	OPPONENT
Average	19.2	10.9
High	45 vs. Western NM (Dec. 14)	21, by St. John's (Nov. 17)
Low	6 vs. San Jose St (Dec. 4)	1, by San Diego St (Jan. 11)

2ND CHANCE POINTS	NEW MEXICO	OPPONENT
Average	11.3	10.6
High	24, vs. Texas Southern (Nov. 24)	25, by St. John's (Nov. 17)
Low	2, twice	1, by San Diego St (Jan. 11)

POINTS IN THE PAINT	NEW MEXICO	OPPONENT
Average	40.5	30.6
High	62 vs. Western NM (Dec. 14)	48, by St. John's (Nov. 17)
Low	24, at Wyoming (Jan. 7)	18, by Texas Southern (Nov. 24)

FAST BREAK POINTS	NEW MEXICO	OPPONENT
Average	17.7	9.6
High	38 vs. Western NM (Dec. 14)	14, twice
Low	3 at Wyoming (Jan. 7)	2, by San Diego St (Jan. 11)

BENCH POINTS	NEW MEXICO	OPPONENT
Average	22.6	22.4
High	74 vs. Western NM (Dec. 14)	35, at Fresno St (Dec. 31)
Low	6, twice	8, by St. John's (Nov. 17)

LOBO LEADERS...

POINTS	2024-25	CAREER
Donovan Dent	10	20
Nelly Junior Joseph	4	7
Mustapha Amzil	3	4
Tru Washington	2	2
CJ Noland	1	1
Jovan Milicevic	1	1

ASSISTS	2024-25	CAREER
Donovan Dent	17	50
Tru Washington	1	1
Mustapha Amzil	-	2

BLOCKS	2024-25	CAREER
Nelly Junior Joseph	11	24
Atiki Ally Atiki	4	4
Mustapha Amzil	2	4
CJ Noland	1	1
Filip Borovicinanin	1	1
Donovan Dent	-	16
Tru Washington	-	1
Quinton Webb	-	1

REBOUNDS	2024-25	CAREER
Nelly Junior Joseph	12	27
Mustapha Amzil	2	3
Atiki Ally Atiki	2	2
Tru Washington	1	2
Donovan Dent	1	1

STEALS	2024-25	CAREER
Donovan Dent	6	22
Tru Washington	6	13
CJ Noland	4	4
Nelly Junior Joseph	3	9
Kayde Dotson	3	3
Mustapha Amzil	1	3
Atiki Ally Atiki	1	1
Filip Borovicinanin	1	1
Braden Appelkans	1	1
Quinton Webb	-	1

NEW MEXICO'S RECORD...

Home.....	9-1
Road	3-1
Neutral	2-1
Ranked Opponent (either AP or Coaches).....	1-1
Unranked Opponent.....	13-2
Leads at halftime	12-1
Trails at halftime	2-2
Tied at halftime.....	0-0
Goes into overtime.....	1-1
Leads by 10 or more points.....	11-1
Trails by 10 or more points.....	2-3
Shoots 50% or better	6-0
Shoots less than 50%	8-3
Shoots less than 45%	5-3
Shoots less than 40%	3-2
Opponent shoots 50% or better.....	1-2
Opponent shoots less than 50%.....	13-1
Opponent shoots less than 45%.....	10-0
Opponent shoots less than 40%.....	5-0
Has higher FG% than opponent	12-0
Has lower FG% than opponent.....	2-3
Has same FG% as opponent.....	0-0
Outrebounds its opponent	10-2
Outrebounded by opponent.....	2-1
Has same rebounds as opponent	2-0
Has more offensive rebounds than opponent.....	9-2
Has fewer offensive rebounds than opponent.....	5-1
Has same offensive rebounds as opponent	0-0
Has fewer turnovers than opponent.....	11-2
Has more turnovers than opponent	3-1
Has same turnovers as opponent.....	0-0
Has fewer than 10 turnovers	4-1
Opponent has fewer than 10 turnovers.....	0-0
Shoots more FTs than opponent.....	11-2
Shoots fewer FTs than opponent.....	2-1
Shoots the same FTs as opponent.....	0-0
Has game decided by 10 points or less or OT	7-2
Has game decided by 5 points or less or OT	1-2
Scores <60 points	0-0
Scores 60-69 points	2-0
Scores 70-79 points	3-1
Scores 80-89 points	4-2
Scores 90+ points	5-0
Allows <60 points.....	3-0
Allows 60-69 points.....	3-0
Allows 70-79 points.....	4-0
Allows 80-89 points.....	4-3
Allows 90+ points.....	0-0
Wins the tip	10-1
Loses the tip.....	4-2
White uniforms.....	10-0
White uniforms (turquoise trim)	0-2
Red uniforms	3-0
Red uniforms (turquoise trim).....	1-1
Turquoise uniforms	0-0



Season Highs

Pts	23	at Fresno State (12/31/24)
Reb	8	vs. Texas Southern (11/24/24)
FG	11	at Fresno State (12/31/24)
FGA	17	at Fresno State (12/31/24)
3FG	3	vs. Arizona State (11/28/24)
3FGA	9	vs. Nicholls (11/4/24)
FT	8	vs. UCLA (11/8/24)
FTA	8	vs. UCLA (11/8/24)
Ast	3	five times
Blk	3	vs. Nicholls (11/4/24)
Stl	3	five times
Min	31	vs. New Mexico State (12/7/24)

Career Highs

23	twice
8	vs. Texas Southern (11/24/24)
11	at Fresno State (12/31/24)
18	at Florida Atlantic (1/28/24) ^{NT}
4	vs. Tulane (3/14/24) ^{NT}
9	vs. Nicholls (11/4/24)
8	vs. UCLA (11/8/24)
9	vs. Tulane (3/14/24) ^{NT}
5	four times
3	vs. Nicholls (11/4/24)
4	at Boise State (12/5/23) ^{NT}
36	vs. Tulane (1/6/24) ^{NT}

MW Career Highs

23	at Fresno State (12/31/24)
4	at Colorado State (12/28/24)
11	at Fresno State (12/31/24)
17	at Fresno State (12/31/24)
1	three times
6	at Fresno State (12/31/24)
2	twice
4	vs. Nevada (1/3/25)
3	at Fresno State (12/31/24)
--	
1	at Fresno State (12/31/24)
23	vs. Nevada (1/3/25)

8.6 PPG | 2.9 RPG | 21.2 MPG | 1.6 SPG

2024-25 GAME-BY-GAME

Opponent	MP	FG-A	3G-A	FT-A	O-D-T	PF	A	TO	BS	ST	TP
Nicholls	22	4-14	1-9	1-3	2-1-3	2	1	1	3	1	10
vs. UCLA	19	2-5	1-2	8-8	0-1-1	5	1	0	0	3	13
A&M-Corpus Christi	16	1-7	1-5	2-2	0-3-3	5	1	3	0	3	5
at St. John's	28	5-12	2-5	3-5	4-0-4	4	3	2	1	3	15
Grambling State*	28	2-7	2-6	2-2	1-3-4	1	3	0	0	3	8
Texas Southern*	21	3-6	0-2	0-1	2-6-8	2	1	1	0	2	6
vs. Arizona State*	30	4-7	3-3	2-2	0-4-4	3	2	1	0	2	13
vs. USC*	23	3-8	0-4	0-4	0-3-3	3	0	1	0	2	6
San Jose State					-INJ-						
New Mexico State*	31	3-12	1-6	0-0	0-0-0	3	3	1	0	2	7
Western NM*	13	3-6	1-3	2-2	1-1-2	1	3	0	0	3	9
VCU*	17	0-2	0-2	0-0	0-3-3	5	1	1	0	0	0
at Colorado State	20	5-7	1-2	0-0	1-3-4	1	1	4	0	0	11
at Fresno State	22	11-17	1-6	0-0	1-2-3	1	3	2	0	1	23
Nevada	23	2-5	1-4	2-4	1-2-3	4	2	0	0	0	7
at Wyoming	14	0-3	0-2	2-2	0-1-1	3	0	0	0	0	2
San Diego State	14	1-5	0-2	0-0	0-1-1	1	0	0	0	0	2

* game started

SEASON NOTES


- Tri-Captain
- Tied a career high with 23 points at Fresno State (Dec. 31), the most points off the bench by a Lobo in three years
- Had 11 points (5-7 FG) and four rebounds in MW debut at Colorado State (Dec. 28)
- Scored 13 points (3-3 3FG) vs. Arizona State (Nov. 28)
- Had six points and a career-high eight rebounds vs. Texas Southern (Nov. 24)
- Had eight points, three assists and three steals vs. Grambling State in first start of the season (Nov. 21)
- Had 15 points, four rebounds and three assists at No. 22 St. John's (Nov. 17)
- Had 13 points (8-8 FT) vs. No. 22 UCLA (Nov. 8)
- Scored 10 points and had a career-high three blocks in his UNM debut vs. Nicholls (Nov. 4)
- Had two points in the exhibition vs. UTEP (Oct. 28)

	2024-25	CAREER	STREAK
Double Figure Scoring	6	29	-
20-Point Games	1	3	-

CAREER STATISTICS

Year	G-GS	Min-Avg.	FG-FGA	Pct.	3FG-3FGA	Pct.	FT-FTA	Pct.	Off-Def.	Reb-Avg.	PF-DQ	Ast	TO	Blk	Stl	Pts-Avg
2021-22 %	33-0	416-12.6	52-97	.536	17-39	.436	9-13	.692	7-41	48-1.5	34-0	22	26	3	22	130-3.9
Conf	16-0	192-12.0	22-42	.524	7-17	.412	5-7	.714	2-16	18-1.1	17-0	7	12	1	9	56-3.5
2022-23 %	26-8	378-14.5	30-84	.357	13-55	.236	10-19	.526	5-30	35-1.3	19-0	15	20	1	12	83-3.2
Conf	13-0	193-14.8	17-43	.395	8-31	.258	6-9	.667	4-11	15-1.2	8-0	10	9	0	6	48-3.7
2023-24 ^	29-20	757-26.1	111-254	.437	33-86	.384	60-87	.690	11-70	81-2.8	59-0	58	52	7	28	315-10.9
Conf	13-8	380-29.2	55-139	.396	9-41	.220	31-44	.705	5-34	39-3.0	26-0	29	25	2	11	150-11.5
2024-25	16-7	339-21.2	49-123	.398	15-63	.238	24-35	.686	13-34	47-2.9	44-3	25	17	4	25	137-8.6
Conf	5-0	92-18.4	19-37	.514	3-16	.188	4-6	.667	3-9	12-2.4	10-0	6	6	0	1	45-9.0
CAREER	104-35	1892-18.2	242-558	.434	78-243	.321	103-154	.669	36-175	211-2.0	156-3	120	115	15	87	665-6.4

% at Oklahoma | ^ at North Texas



Season Highs

Pts	18	vs. Western New Mexico (12/14/24)
Reb	4	vs. Western New Mexico (12/14/24)
FG	5	twice
FGA	8	vs. Western New Mexico (12/14/24)
3FG	5	vs. Western New Mexico (12/14/24)
3FGA	8	vs. Western New Mexico (12/14/24)
FT	3	vs. Western New Mexico (12/14/24)
FTA	4	vs. Western New Mexico (12/14/24)
Ast	2	twice
Blk	2	vs. Texas Southern (11/24/24)
Stl	2	at Colorado State (12/28/24)
Min	23	vs. Western New Mexico (12/14/24)

Career Highs

14	twice
5	vs. Western New Mexico (12/6/22)
5	three times
8	twice
5	vs. Western New Mexico (12/14/24)
8	vs. Western New Mexico (12/14/24)
3	vs. Western New Mexico (12/14/24)
4	vs. Western New Mexico (12/14/24)
3	vs. Eastern New Mexico (12/29/23)
2	twice
2	at Colorado State (12/28/24)
23	vs. Western New Mexico (12/14/24)

MW Career Highs

3	four times
2	vs. San Jose State (12/4/24)
1	four times
5	vs. San Jose State (12/4/24)
1	four times
4	three times
--	
--	
2	vs. Nevada (1/3/25)
1	twice
2	at Colorado State (12/28/24)
19	vs. San Jose State (12/4/24)

4.4 PPG | 0.9 RPG | 12.4 MPG | 47% 3FG

2024-25 GAME-BY-GAME

Opponent	MP	FG-A	3G-A	FT-A	O-D-T	PF	A	TO	BS	ST	TP
Nicholls	9	1-4	1-4	0-0	0-0-0	0	0	0	0	1	3
vs. UCLA	4	1-1	1-1	0-0	0-1-1	1	0	0	0	0	3
A&M-Corpus Christi	10	1-1	1-1	0-0	0-2-2	0	0	0	0	1	3
at St. John's	7	0-1	0-1	0-0	1-0-1	0	1	0	0	0	0
Grambling State	14	2-3	1-2	1-2	0-1-1	2	0	1	0	0	6
Texas Southern	14	1-3	1-2	0-0	0-0-0	0	2	0	2	1	3
vs. Arizona State	4	0-0	0-0	0-0	0-1-1	0	0	0	0	0	0
vs. USC	17	3-7	2-5	1-1	1-0-1	1	0	0	0	0	9
San Jose State*	19	1-5	1-4	0-0	0-2-2	0	1	0	1	0	3
New Mexico State	16	5-7	4-6	0-0	0-0-0	0	1	0	0	0	14
Western NM	23	5-8	5-8	3-4	0-4-4	3	1	0	0	1	18
VCU	17	1-2	1-1	1-2	0-1-1	5	0	1	0	0	4
at Colorado State	16	1-2	1-2	0-0	1-0-1	1	1	0	0	2	3
at Fresno State	14	1-4	1-4	0-0	0-0-0	0	0	0	0	0	3
Nevada	16	1-4	1-4	0-0	0-1-1	1	2	1	1	1	3
at Wyoming	7	0-0	0-0	0-0	0-0-0	1	0	0	0	1	0
San Diego State	5	0-0	0-0	0-0	0-0-0	0	0	0	0	0	0

* game started

SEASON NOTES

- Set a career high with 18 points (5-8 3FG) vs. Western New Mexico (Dec. 14)
- Had 14 points (4-6 3FG) vs. New Mexico State (Dec. 7)
- Had three points in first career start vs. San Jose State (Dec. 4)
- Scored nine points vs. USC (Nov. 29)
- Had three points and matched a career high with two blocks vs. Texas Southern (Nov. 24)
- Had six points vs. Grambling State (Nov. 21)
- Scored three points vs. Texas A&M-Corpus Christi (Nov. 12)
- Had three points vs. No. 22 UCLA (Nov. 8)
- Scored three points vs. Nicholls (Nov. 4)
- Had four points in the exhibition vs. UTEP (Oct. 28)

	2024-25	CAREER	STREAK
Double Figure Scoring	2	4	-

CAREER STATISTICS

Year	G-GS	Min-Avg.	FG-FGA	Pct.	3FG-3FGA	Pct.	FT-FTA	Pct.	Off-Def.	Reb-Avg.	PF-DQ	Ast	TO	Blk	Stl	Pts-Avg
2022-23	10-0	62-6.2	4-15	.267	2-11	.182	0-2	.000	0-12	12-1.2	5-0	1	1	3	1	10-1.0
Conf	2-0	2-1.0	0-1	.000	0-0	.000	0-0	.000	0-0	0-0.0	0-0	0	0	0	0	0-0.0
2023-24	16-0	94-5.9	13-34	.382	10-25	.400	4-4	1.000	1-8	9-0.6	8-0	5	5	1	4	40-2.5
Conf	4-0	11-2.8	0-2	.000	0-1	.000	0-0	.000	0-2	2-0.5	1-0	0	0	0	0	0-0.0
2024-25	17-1	211-12.4	24-52	.462	21-45	.467	6-9	.667	3-13	16-0.9	15-1	9	3	4	8	75-4.4
Conf	6-1	76-12.6	4-15	.267	4-14	.286	0-0	.000	1-3	4-0.7	3-0	4	1	2	4	12-2.0
CAREER	43-1	367-8.5	41-101	.406	33-81	.407	10-15	.667	4-33	37-0.9	28-1	15	9	8	13	125-2.9

Junior | Guard | 6-2 | 185 | Riverside, CA | Centennial HS



Season Highs

Pts	40	vs. VCU (12/18/24)
Reb	6	vs. USC (11/29/24)
FG	14	vs. VCU (12/18/24)
FGA	26	vs. VCU (12/18/24)
3FG	2	twice
3FGA	4	vs. VCU (12/18/24)
FT	12	vs. Arizona State (11/28/24)
FTA	15	vs. Arizona State (11/28/24)
Ast	11	twice
Blk	2	twice
Stl	5	at Fresno State (12/31/24)
Min	39	twice

Career Highs

Pts	40	vs. VCU (12/18/24)
Reb	6	four times
FG	14	vs. VCU (12/18/24)
FGA	26	vs. VCU (12/18/24)
3FG	2	three times
3FGA	4	twice
FT	12	vs. Arizona State (11/28/24)
FTA	15	vs. Arizona State (11/28/24)
Ast	14	vs. Utah State (1/16/24)
Blk	3	twice
Stl	5	twice
Min	39	twice

MW Career Highs

Pts	31	vs. Boise State (1/31/24)
Reb	6	at Wyoming (2/6/24)
FG	12	vs. Boise State (1/31/24)
FGA	18	vs. Boise State (1/31/24)
3FG	2	twice
3FGA	4	vs. Wyoming (1/6/24)
FT	9	at Wyoming (1/7/25)
FTA	10	vs. San Jose State (12/4/24)
Ast	14	vs. Utah State (1/16/24)
Blk	3	vs. Boise State (1/20/23)
Stl	5	twice
Min	39	vs. Nevada (1/3/25)

19.1 PPG | 6.8 APG | 34.1 MPG | 1.6 SPG

2024-25 GAME-BY-GAME

Opponent	MP	FG-A	3G-A	FT-A	O-D-T	PF	A	TO	BS	ST	TP
Nicholls*	38	5-11	0-2	5-7	0-0-0	0	11	2	1	3	15
vs. UCLA*	34	8-13	0-1	1-4	0-1-1	1	8	9	0	2	17
A&M-Corpus Christi*	30	7-10	1-1	10-14	0-0-0	2	10	0	0	2	25
at St. John's*	37	5-12	1-2	1-2	1-2-3	2	6	2	1	1	12
Grambling State*	34	7-13	2-2	6-8	1-1-2	0	8	4	2	1	22
Texas Southern*	25	4-9	0-1	3-4	1-1-2	2	5	0	1	1	11
vs. Arizona State*	35	9-21	0-1	12-15	0-1-1	2	7	0	1	0	30
vs. USC*	36	6-12	1-2	4-4	1-5-6	1	11	4	1	1	17
San Jose State*	38	6-16	1-2	7-10	0-3-3	2	5	4	1	1	20
New Mexico State*	37	5-12	0-0	5-8	1-2-3	3	4	2	1	0	15
Western NM*	19	5-8	1-1	0-0	0-1-1	1	8	2	1	4	11
VCU*	39	14-26	2-4	10-11	0-5-5	1	4	3	0	1	40
at Colorado State*	36	7-16	0-1	0-0	0-2-2	1	6	3	0	0	14
at Fresno State*	34	7-13	0-2	4-5	0-5-5	0	6	4	2	5	18
Nevada*	39	6-11	0-0	8-9	0-0-0	3	6	5	1	1	20
at Wyoming*	38	6-13	1-2	9-9	0-3-3	2	6	3	1	2	22
San Diego State*	31	6-12	0-2	4-6	0-1-1	1	5	3	0	3	16

* game started

SEASON NOTES

- Tri-Captain
- Preseason All-Mountain West Team
- Two-time MW Player of the Week (Dec. 23, Jan. 13)
- Scored 16 points, including his 1,000th career point, vs. San Diego State (Jan. 11)
- Had 22 points and six assists at Wyoming (Jan. 7)
- Had 20 points and six assists vs. Nevada (Jan. 3)
- Scored a career-high 40 points vs. VCU (Dec. 18)
- Had 20 points (18 in 2nd half) vs. San Jose State (Dec. 4)
- Double-double with 17 points and 11 assists vs. USC (Nov. 29)
- Had 30 points and seven assists vs. Arizona St (Nov. 28)
- Had 22 points and eight assists vs. Grambling (Nov. 21)
- 1st Lobo in history to have a 25 point/10 assist/0 turnover game vs. Texas A&M-Corpus Christi (Nov. 12)
- Had 17 points and eight assists vs. No. 22 UCLA (Nov. 8)
- Fourth career double-double with 15 points and 11 assists vs. Nicholls (Nov. 4)

UNM CAREER RECORD BOOK

	Total	Rank	Up Next
Points:	1,010	35th	Rob Loeffel (1,011-34th)
Assists:	385	10th	Jaelen House (395-9th)
Steals:	111	19th	Kenny Thomas (112-18th)

	2024-25	CAREER	STREAK
Double-Doubles	3	6	-
Double Figure Scoring	17	48	17
20-Point Games	7	15	-
30-Point Games (40 pt)	2 (1)	3 (1)	-
10-Assist Games	3	6	-

CAREER STATISTICS

Year	G-GS	Min-Avg.	FG-FGA	Pct.	3FG-3FGA	Pct.	FT-FTA	Pct.	Off-Def.	Reb-Avg.	PF-DQ	Ast	TO	Blk	Stl	Pts-Avg
2022-23	34-2	629-18.5	69-136	.507	4-19	.211	50-73	.685	10-59	69-2.0	61-1	79	55	25	30	192-5.6
Conf	18-2	319-17.7	31-67	.463	2-13	.154	24-34	.706	4-31	35-1.9	35-1	31	30	10	17	88-4.9
2023-24	35-35	1096-31.3	195-375	.520	15-40	.375	88-129	.682	13-75	88-2.5	67-0	190	79	24	53	493-14.1
Conf	18-18	585-32.5	96-186	.516	8-23	.348	48-66	.727	6-38	44-2.4	37-0	92	37	14	21	248-13.8
2024-25	17-17	580-34.1	113-228	.496	10-26	.385	89-116	.767	5-33	38-2.2	24-0	116	50	14	28	325-19.1
Conf	6-6	216-36.0	38-81	.469	2-9	.222	32-39	.821	0-14	14-2.3	9-0	34	22	5	12	110-18.3
CAREER	86-54	2304-26.8	377-739	.510	29-85	.341	227-318	.714	28-167	195-2.3	152-1	385	184	63	111	1010-11.7



Season Highs

Pts	20	vs. USC (11/29/24)
Reb	10	vs. Texas Southern (11/24/24)
FG	8	vs. Texas Southern (11/24/24)
FGA	14	vs. Grambling State (11/21/24)
3FG	3	four times
3FGA	7	three times
FT	4	twice
FTA	7	vs. A&M-Corpus Christi (11/12/24)
Ast	6	at Fresno State (12/31/24)
Blk	1	three times
Stl	5	twice
Min	32	twice

Career Highs

21	vs. New Mexico State (12/2/23)
12	vs. Pepperdine (11/24/23)
8	vs. Texas Southern (11/24/24)
14	vs. Grambling State (11/21/24)
3	five times
7	three times
8	vs. New Mexico State (12/2/23)
10	vs. New Mexico State (12/2/23)
6	twice
2	vs. Utah State (1/16/24)
5	four times
33	vs. Pepperdine (11/24/23)

MW Career Highs

14	twice
6	vs. UNLV (2/10/24)
6	twice
13	vs. San Jose State (12/4/24)
3	twice
7	twice
4	vs. Nevada (1/3/25)
6	vs. Nevada (1/3/25)
6	at Fresno State (12/31/24)
2	vs. Utah State (1/16/24)
5	at UNLV (1/9/24)
31	vs. San Jose State (12/4/24)

10.4 PPG | 4.1 RPG | 26.4 MPG | 1.8 SPG

2024-25 GAME-BY-GAME

Opponent	MP	FG-A	3G-A	FT-A	O-D-T	PF	A	TO	BS	ST	TP
Nicholls*	20	4-8	2-3	2-2	1-3-4	4	0	1	0	2	12
vs. UCLA*	30	1-7	0-3	1-2	2-3-5	2	2	3	0	5	3
A&M-Corpus Christi*	31	5-12	1-4	4-7	3-2-5	3	2	1	0	2	15
at St. John's*	32	3-10	1-2	2-3	0-2-2	5	2	1	0	1	9
Grambling State*	26	6-14	1-3	2-2	0-3-3	2	0	3	0	5	15
Texas Southern*	28	8-13	3-4	0-1	5-5-10	1	3	1	0	4	19
vs. Arizona State*	27	1-8	0-3	0-0	3-2-5	4	0	0	0	2	2
vs. USC*	32	7-12	3-7	3-4	1-3-4	1	4	3	0	2	20
San Jose State*	31	5-13	3-7	0-0	2-3-5	0	2	2	0	0	13
New Mexico State*	21	3-9	2-4	0-0	3-2-5	2	1	1	1	0	8
Western NM	17	5-10	1-1	1-2	1-4-5	0	5	2	0	1	12
VCU					-INJ-						
at Colorado State*	20	0-7	0-3	2-2	1-1-2	1	1	1	0	1	2
at Fresno State*	29	6-9	2-2	0-0	0-1-1	1	6	2	0	0	14
Nevada*	25	1-4	0-1	4-6	0-1-1	3	0	2	0	0	6
at Wyoming*	26	1-7	0-3	1-2	0-3-3	2	0	0	1	2	3
San Diego State*	29	5-10	3-7	0-4	0-5-5	1	1	1	1	1	13

* game started

SEASON NOTES

- Had 13 points and five rebounds vs. San Diego St. (Jan. 11)
- Had 14 points and six assists at Fresno State (Dec. 31)
- Had 12 points, five rebounds and five assists vs. Western New Mexico (Dec. 14)
- Had 13 points and five rebounds vs. San Jose State (Dec. 4)
- Season-high 20 points and four assists vs. USC (Nov. 29)
- Second career double-double with 19 points and 10 rebounds vs. Texas Southern (Nov. 24)
- Had 15 points and five steals vs. Grambling State (Nov. 21)
- Had 15 points vs. Texas A&M-Corpus Christi (Nov. 12)
- Tied career high with five steals vs. No. 22 UCLA (Nov. 8)
- Scored 12 points vs. Nicholls (Nov. 4)
- Had 17 points, six rebounds and four steals in the exhibition vs. UTEP (Oct. 28)

	2024-25	CAREER	STREAK
Double-Doubles	1	2	-
Double Figure Scoring	9	18	1
20-Point Games	1	2	-
10-Rebound Games	1	2	-

CAREER STATISTICS

Year	G-GS	Min-Avg.	FG-FGA	Pct.	3FG-3FGA	Pct.	FT-FTA	Pct.	Off-Def.	Reb-Avg.	PF-DQ	Ast	TO	Blk	Stl	Pts-Avg
2023-24	35-1	622-17.8	86-204	.422	20-71	.282	40-59	.678	29-86	115-3.3	63-0	44	37	8	49	232-6.6
Conf	18-0	275-15.3	33-91	.363	7-35	.200	12-19	.632	13-29	42-2.3	30-0	16	12	5	28	85-4.7
2024-25	16-15	423-26.4	61-153	.399	22-57	.386	22-37	.595	22-43	65-4.1	32-1	29	24	3	28	166-10.4
Conf	6-6	160-26.7	18-50	.360	8-23	.348	7-14	.500	3-14	17-2.8	8-0	10	8	2	4	51-8.5
CAREER	51-16	1045-20.5	147-357	.412	42-128	.328	62-96	.646	51-129	180-3.5	95-1	73	61	11	77	398-7.8

Freshman | Guard | 6-2 | 190 | Beaumont, Texas | Beaumont United HS



Season Highs

Pts	18	vs. A&M-Corpus Christi (11/12/24)
Reb	3	vs. VCU (12/18/24)
FG	6	vs. A&M-Corpus Christi (11/12/24)
FGA	7	vs. A&M-Corpus Christi (11/12/24)
3FG	3	twice
3FGA	5	vs. Texas Southern (11/24/24)
FT	3	vs. A&M-Corpus Christi (11/12/24)
FTA	4	vs. A&M-Corpus Christi (11/12/24)
Ast	6	vs. Western New Mexico (12/14/24)
Blk	1	vs. San Diego State (1/11/25)
Stl	2	four times
Min	21	vs. Western New Mexico (12/14/24)

Career Highs

18	vs. A&M-Corpus Christi (11/12/24)
3	vs. VCU (12/18/24)
6	vs. A&M-Corpus Christi (11/12/24)
7	vs. A&M-Corpus Christi (11/12/24)
3	twice
5	vs. Texas Southern (11/24/24)
3	vs. A&M-Corpus Christi (11/12/24)
4	vs. A&M-Corpus Christi (11/12/24)
6	vs. Western New Mexico (12/14/24)
1	vs. San Diego State (1/11/25)
2	four times
21	vs. Western New Mexico (12/14/24)

MW Career Highs

6	at Colorado State (12/28/24)
1	twice
2	twice
5	vs. San Diego State (1/11/25)
2	at Colorado State (12/28/24)
4	vs. San Diego State (1/11/25)
--	
--	
1	twice
1	vs. San Diego State (1/11/25)
2	twice
11	vs. San Diego State (1/11/25)

3.6 PPG | 1.2 APG | 8.9 MPG | 43% 3FG

2024-25 GAME-BY-GAME

Opponent	MP	FG-A	3G-A	FT-A	O-D-T	PF	A	TO	BS	ST	TP
Nicholls	10	1-4	1-4	0-2	0-0-0	2	0	0	0	0	3
vs. UCLA	6	0-1	0-1	0-0	0-1-1	0	0	2	0	0	0
A&M-Corpus Christi	15	6-7	3-4	3-4	0-1-1	2	3	1	0	2	18
at St. John's	4	0-2	0-1	0-0	0-1-1	0	1	1	0	1	0
Grambling State	6	0-0	0-0	1-2	0-0-0	1	4	0	0	0	6
Texas Southern	15	3-6	3-5	1-2	0-0-0	1	2	0	0	0	10
vs. Arizona State	5	0-0	0-0	0-0	0-0-0	0	0	0	0	0	0
vs. USC	4	0-0	0-0	0-0	0-0-0	2	0	0	0	0	0
San Jose State	2	0-0	0-0	0-0	0-0-0	1	1	0	0	0	0
New Mexico State	17	2-6	1-3	1-2	1-1-2	4	3	0	0	0	6
Western NM	21	3-5	0-1	2-2	0-0-0	1	6	1	0	1	8
VCU	15	1-4	0-1	0-0	0-3-3	0	0	1	0	2	2
at Colorado State	4	2-4	2-2	0-0	0-0-0	1	0	0	0	2	6
at Fresno State	6	2-3	1-2	0-0	0-0-0	1	0	1	0	0	5
Nevada	6	0-1	0-0	0-0	0-0-0	0	0	1	0	1	0
at Wyoming	4	0-1	0-0	0-0	0-1-1	0	0	0	0	2	0
San Diego State	11	1-5	1-4	0-0	0-1-1	2	1	0	1	0	3

* game started


SEASON NOTES

- Scored three points vs. San Diego State (Jan. 11)
- Had five points at Fresno State (Dec. 31)
- Scored first MW points (six, 2-2 3FG) at Colorado State (Dec. 28)
- Had eight points and six assists vs. Western New Mexico (Dec. 14)
- Had six points and three assists vs. New Mexico State (Dec. 7)
- Scored 10 points vs. Texas Southern (Nov. 24)
- Had four assists vs. Grambling State (Nov. 21)
- First career double figure game with 18 points (6-7 FG) vs. Texas A&M-Corpus Christi (Nov. 12)
- Scored first three career points vs. Nicholls in collegiate debut (Nov. 4)
- Had one point in the exhibition vs. UTEP (Oct. 28)

	2024-25	CAREER	STREAK
Double Figure Scoring	2	2	-

CAREER STATISTICS

Year	G-GS	Min-Avg.	FG-FGA	Pct.	3FG-3FGA	Pct.	FT-FTA	Pct.	Off-Def.	Reb-Avg.	PF-DQ	Ast	TO	Blk	Stl	Pts-Avg
2024-25	17-0	152-8.9	21-49	.429	12-28	.429	8-14	.571	1-9	10-0.6	18-0	21	8	1	11	62-3.6
Conf	6-0	32-5.3	5-14	.357	4-8	.500	0-0	.000	0-2	2-0.3	5-0	2	2	1	5	14-2.3
CAREER	17-0	152-8.9	21-49	.429	12-28	.429	8-14	.571	1-9	10-0.6	18-0	21	8	1	11	62-3.6



Season Highs

Pts	9	vs. A&M-Corpus Christi (11/12/24)
Reb	10	vs. Western New Mexico (12/14/24)
FG	4	twice
FGA	4	three times
3FG	--	
3FGA	--	
FT	1	five times
FTA	3	vs. A&M-Corpus Christi (11/12/24)
Ast	2	twice
Blk	5	vs. A&M-Corpus Christi (11/12/24)
Stl	2	vs. San Jose State (12/4/24)
Min	21	vs. A&M-Corpus Christi (11/12/24)

Career Highs

14	vs. Wyoming (12/30/23) ^{BYU}
11	twice
7	vs. Wyoming (12/30/23) ^{BYU}
10	vs. Wyoming (12/30/23) ^{BYU}
--	
1	four times
5	vs. Pepperdine (1/14/23) ^{BYU}
6	twice
3	vs. Southeastern Louisiana (11/15/23) ^{BYU}
5	vs. A&M-Corpus Christi (11/12/24)
3	at Pepperdine (2/9/23) ^{BYU}
26	at Pepperdine (2/12/22) ^{BYU}

MW Career Highs

3	twice
3	at Fresno State (12/31/24)
1	three times
2	twice
--	
1	twice
2	vs. San Jose State (12/4/24)
1	at Fresno State (12/31/24)
1	twice
2	vs. San Jose State (12/4/24)
10	vs. San Diego State (1/11/25)

2.8 PPG | 2.9 RPG | 9.5 MPG | 1.1 BPG

2024-25 GAME-BY-GAME

Opponent	MP	FG-A	3G-A	FT-A	O-D-T	PF	A	TO	BS	ST	TP
Nicholls	4	0-3	0-0	0-0	0-1-1	0	0	0	1	0	0
vs. UCLA	7	2-2	0-0	0-0	0-1-1	1	0	0	0	0	4
A&M-Corpus Christi	21	4-4	0-0	1-3	1-4-5	2	2	0	5	0	9
at St. John's	8	0-1	0-0	1-2	4-2-6	2	2	0	0	1	1
Grambling State	11	2-3	0-0	1-2	3-3-6	2	1	2	1	0	5
Texas Southern	13	2-4	0-0	0-0	2-0-2	0	1	1	2	0	4
vs. Arizona State	15	1-2	0-0	0-0	1-4-5	4	0	0	2	0	2
vs. USC	12	2-2	0-0	0-0	0-3-3	1	0	0	2	0	4
San Jose State	5	1-2	0-0	1-2	1-0-1	2	0	0	0	2	3
New Mexico State					-INJ-						
Western NM	17	4-4	0-0	0-0	5-5-10	1	1	1	2	1	8
VCU	9	0-1	0-0	0-2	0-0-0	2	0	0	0	1	0
at Colorado State	9	1-2	0-0	0-0	0-0-0	0	0	0	0	0	2
at Fresno State	5	0-0	0-0	0-0	1-2-3	2	1	0	1	1	0
Nevada	6	0-1	0-0	0-0	0-2-2	4	0	1	0	0	0
at Wyoming	1	0-1	0-0	0-0	0-0-0	0	0	1	0	0	0
San Diego State	10	1-1	0-0	1-1	2-0-2	2	0	1	1	1	3

* game started

SEASON NOTES

- Had three points and two rebounds vs. San Diego State (Jan. 11)
- Had eight points (4-4 FG) and 10 rebounds vs. Western New Mexico (Dec. 14)
- Four points (2-2 FG) and three rebounds vs. USC (Nov. 29)
- Had two points and five rebounds vs. Arizona State (Nov. 28)
- Had five points and six rebounds vs. Grambling State (Nov. 21)
- Had nine points (4-4 FG), five rebounds and a career-high five blocks vs. Texas A&M-Corpus Christi (Nov. 12)
- Scored first four points as a Lobo vs. No. 22 UCLA (Nov. 8)
- Had one rebound and one block vs. Nicholls in UNM debut (Nov. 4)
- Had four points and four rebounds in the exhibition vs. UTEP (Oct. 28)

	2024-25	CAREER	STREAK
Double Figure Scoring	-	7	-
Double Figure Rebounds	1	3	-

CAREER STATISTICS

Year	G-GS	Min-Avg.	FG-FGA	Pct.	3FG-3FGA	Pct.	FT-FTA	Pct.	Off-Def.	Reb-Avg.	PF-DQ	Ast	TO	Blk	Stl	Pts-Avg
2021-22 %	32-3	341-10.7	44-76	.579	0-0	.000	9-19	.474	39-55	94-2.9	67-2	9	21	24	1	97-3.0
Conf	15-0	185-12.3	29-48	.604	0-0	.000	2-8	.250	18-25	43-2.9	32-1	4	6	17	1	60-4.0
2022-23 %	33-1	479-14.5	45-88	.511	0-2	.000	35-51	.686	48-70	118-3.6	78-2	17	41	35	12	125-3.8
Conf	15-0	212-14.1	22-39	.564	0-1	.000	20-24	.833	17-26	43-2.9	36-1	9	19	10	6	64-4.3
2023-24 %	23-0	253-11.0	41-66	.621	0-2	.000	11-24	.458	26-41	67-2.9	57-2	7	21	12	7	93-4.0
Conf	11-0	78-7.1	10-16	.625	0-0	.000	5-12	.417	8-5	13-1.2	25-1	0	14	3	2	25-2.3
2024-25	16-0	153-9.5	20-33	.606	0-0	.000	5-12	.417	20-27	47-2.9	25-0	8	7	17	7	45-2.8
Conf	6-0	36-6.0	3-7	.429	0-0	.000	2-3	.667	4-4	8-1.3	10-0	1	3	2	4	8-1.3
CAREER	104-4	1223-11.8	150-263	.570	0-4	.000	60-106	.566	133-193	326-3.1	227-6	41	90	88	27	360-3.5

% at BYU



#7

IBRAHIMA SACKO

"E-bra-HE-ma SOCK-oh"

Sophomore | Forward | 6-6 | 230 | Conakry, Guinea | J. Addison School [Georgia Tech]



Season Highs

Pts	4	twice
Reb	4	vs. Grambling State (11/21/24)
FG	2	twice
FGA	3	twice
3FG	1	vs. A&M-Corpus Christi (11/12/24)
3FGA	1	three times
FT	--	
FTA	2	vs. San Jose State (12/4/24)
Ast	1	at Fresno State (12/31/24)
Blk	1	four times
Stl	1	four times
Min	14	vs. A&M-Corpus Christi (11/12/24)

Career Highs

13	at Notre Dame (2/14/24) ^{GT}
8	vs. UMass Lowell (11/14/23) ^{GT}
6	at Notre Dame (2/14/24) ^{GT}
8	at Notre Dame (2/14/24) ^{GT}
1	four times
3	at Cincinnati (11/22/23) ^{GT}
2	vs. Wake Forest (2/6/24) ^{GT}
2	five times
1	five times
1	six times
3	vs. UMass Lowell (11/14/23) ^{GT}
26	at Notre Dame (2/14/24) ^{GT}

MW Career Highs

2	at Fresno State (12/31/24)
2	vs. San Diego State (1/11/25)
1	at Fresno State (12/31/24)
1	twice
--	
--	
2	vs. San Jose State (12/4/24)
1	at Fresno State (12/31/24)
--	
1	vs. San Jose State (12/4/24)
4	at Fresno State (12/31/24)

1.7 PPG | 1.3 RPG | 6.6 MPG | 64% FG

2024-25 GAME-BY-GAME

Opponent	MP	FG-A	3G-A	FT-A	O-D-T	PF	A	TO	BS	ST	TP
Nicholls					-DNP-						
vs. UCLA	10	1-1	0-0	0-1	0-1-1	4	0	0	0	0	2
A&M-Corpus Christi	14	1-1	1-1	0-0	0-1-1	4	0	1	0	1	3
at St. John's	9	1-1	0-0	0-0	0-1-1	0	0	1	0	0	2
Grambling State	7	0-1	0-0	0-0	0-4-4	2	0	1	1	0	0
Texas Southern	5	2-3	0-1	0-0	1-0-1	2	0	1	1	0	4
vs. Arizona State	5	0-1	0-0	0-0	0-1-1	1	0	2	0	0	0
vs. USC					-DNP-						
San Jose State	2	0-1	0-0	0-2	0-0-0	0	0	0	0	1	0
New Mexico State	8	1-1	0-0	0-0	0-1-1	0	0	0	1	1	2
Western NM	7	2-3	0-1	0-0	0-1-1	1	0	0	1	1	4
VCU					-DNP-						
at Colorado State					-DNP-						
at Fresno State	4	1-1	0-0	0-0	1-0-1	2	1	0	0	0	2
Nevada					-DNP-						
at Wyoming					-DNP-						
San Diego State	2	0-0	0-0	0-0	1-1-2	0	0	0	0	0	0

* game started

SEASON NOTES

- Scored first Mountain West points (two) at Fresno State (Dec. 31)
- Scored four points vs. Western New Mexcio (Dec. 14)
- Had two points vs. New Mexico State (Dec. 7)
- Scored four points vs. Texas Southern (Nov. 24)
- Had two points at St. John's (Nov. 17)
- Scored three points vs. Texas A&M-Corpus Christi (Nov. 12)
- Made Lobo debut vs. No. 22 UCLA, scoring two points (Nov. 8)
- Had four points and two rebounds in the exhibition vs. UTEP (Oct. 28)


	2024-25	CAREER	STREAK
Double Figure Scoring	-	1	-

CAREER STATISTICS

Year	G-GS	Min-Avg.	FG-FGA	Pct.	3FG-3FGA	Pct.	FT-FTA	Pct.	Off-Def.	Reb-Avg.	PF-DQ	Ast	TO	Blk	Stl	Pts-Avg
2023-24 %	20-3	227-11.4	18-38	.474	4-14	.286	3-10	.300	20-33	53-2.7	26-0	4	11	4	11	43-2.2
Conf	11-3	115-10.4	11-22	.500	2-7	.286	2-3	.667	8-15	23-2.1	11-0	2	3	3	4	26-2.4
2024-25	11-0	73-6.6	9-14	.643	1-3	.333	0-3	.000	3-11	14-1.3	16-0	1	6	4	4	19-1.7
Conf	3-0	8-2.7	1-2	.500	0-0	.000	0-2	.000	2-1	3-1.0	2-0	1	0	0	1	2-0.7
CAREER	31-3	300-9.7	27-52	.519	5-17	.294	3-13	.231	23-44	67-2.2	42-0	5	17	8	15	62-2.0

% at Georgia Tech

Sophomore | Forward | 6-9 | 220 | Belgrade, Serbia | KK Beko [Arizona]



Season Highs

Pts	16	at Wyoming (1/7/25)
Reb	11	at Wyoming (1/7/25)
FG	6	at Wyoming (1/7/25)
FGA	10	at Wyoming (1/7/25)
3FG	3	at Wyoming (1/7/25)
3FGA	7	vs. San Diego State (1/11/25)
FT	6	vs. Nevada (1/3/25)
FTA	6	vs. Nevada (1/3/25)
Ast	3	twice
Blk	1	three times
Stl	4	at Colorado State (12/28/24)
Min	33	vs. VCU (12/18/24)

Career Highs

16	at Wyoming (1/7/25)
11	at Wyoming (1/7/25)
6	at Wyoming (1/7/25)
10	at Wyoming (1/7/25)
3	at Wyoming (1/7/25)
7	vs. San Diego State (1/11/25)
6	vs. Nevada (1/3/25)
6	twice
3	four times
1	four times
4	at Colorado State (12/28/24)
33	vs. VCU (12/18/24)

MW Career Highs

16	at Wyoming (1/7/25)
11	at Wyoming (1/7/25)
6	at Wyoming (1/7/25)
10	at Wyoming (1/7/25)
3	at Wyoming (1/7/25)
7	vs. San Diego State (1/11/25)
6	vs. Nevada (1/3/25)
6	vs. Nevada (1/3/25)
3	vs. San Jose State (12/4/24)
1	twice
4	at Colorado State (12/28/24)
31	twice

5.9 PPG | 4.3 RPG | 19.4 MPG | 39% 3FG

2024-25 GAME-BY-GAME

Opponent	MP	FG-A	3G-A	FT-A	O-D-T	PF	A	TO	BS	ST	TP
Nicholls*	19	2-6	1-4	0-0	2-5-7	2	2	1	0	0	5
vs. UCLA*	24	2-2	2-2	0-0	0-2-2	3	3	1	0	0	6
A&M-Corpus Christi*	14	0-5	0-2	0-0	1-0-1	2	0	1	0	0	0
at St. John's*	9	0-0	0-0	0-0	0-0-0	0	0	1	0	0	0
Grambling State	9	1-3	0-0	0-0	0-0-0	1	1	0	0	1	2
Texas Southern	10	5-6	1-2	0-0	0-4-4	2	2	1	0	0	11
vs. Arizona State	16	2-5	0-0	0-0	1-0-1	3	0	1	0	1	4
vs. USC	8	0-1	0-1	0-0	0-0-0	0	0	0	0	1	0
San Jose State	31	4-5	1-1	0-1	1-6-7	2	3	0	0	1	9
New Mexico State	13	1-2	0-1	0-2	2-3-5	1	1	1	0	0	2
Western NM*	17	5-9	1-4	2-2	0-1-1	3	1	1	1	0	13
VCU*	33	1-6	0-1	0-0	5-4-9	3	0	1	0	0	2
at Colorado State*	24	4-4	2-2	0-1	1-3-4	3	1	1	1	4	10
at Fresno State*	16	1-4	0-1	1-2	1-3-4	3	1	0	1	1	3
Nevada*	27	1-3	1-2	6-6	2-6-8	4	0	0	0	0	9
at Wyoming*	31	6-10	3-6	1-1	2-9-11	1	0	0	0	0	16
San Diego State*	29	3-9	2-7	1-3	2-7-9	2	2	1	0	0	9

* game started

SEASON NOTES

- Had nine points and nine rebounds vs. San Diego State (Jan. 11)
- Set career highs of 16 points and 11 rebounds for first career double-double at Wyoming (Jan. 7)
- Had nine points and eight rebounds vs. Nevada (Jan. 3)
- Had 10 points (4-4 FG) and a career-high four steals at Colorado State (Dec. 28)
- Had a career-high nine rebounds vs. VCU (Dec. 18)
- Scored 13 points vs. Western New Mexico (Dec. 14)
- Had nine points (4-5 FG), seven rebounds and three assists vs. San Jose State (Dec. 4)
- Had four points vs. Arizona State (Nov. 28)
- Had 11 points (5-6 FG) vs. Texas Southern (Nov. 24)
- Had six points (2-2 3FG) vs. No. 22 UCLA (Nov. 8)
- Had five points and matched a career high with seven rebounds in his UNM debut and first career start vs. Nicholls (Nov. 4)
- Had one point and five rebounds in the exhibition vs. UTEP (Oct. 28)

	2024-25	CAREER	STREAK
Double-Doubles	1		-
Double Figure Scoring	4	5	-
Double Figure Rebounds	1	1	-

CAREER STATISTICS

Year	G-GS	Min-Avg.	FG-FGA	Pct.	3FG-3FGA	Pct.	FT-FTA	Pct.	Off-Def.	Reb-Avg.	PF-DQ	Ast	TO	Blk	Stl	Pts-Avg
2022-23 %	14-0	54-3.9	7-13	.538	2-4	.500	2-3	.667	3-9	12-0.9	8-0	6	5	0	1	18-1.3
Conf	6-0	18-3.0	3-5	.600	1-1	1.000	1-2	.500	1-0	1-0.2	1-0	3	0	0	1	8-1.3
2023-24 %	20-0	111-5.6	16-39	.410	0-12	.000	13-15	.867	12-20	32-1.6	10-0	16	10	1	4	45-2.3
Conf	12-0	50-4.2	7-18	.389	0-5	.000	2-2	1.000	5-8	13-1.1	4-0	13	7	1	2	16-1.3
2024-25	17-11	330-19.4	38-80	.475	14-36	.389	11-18	.611	20-53	73-4.3	35-0	17	11	3	9	101-5.9
Conf	6-5	158-26.3	19-35	.543	9-19	.474	9-14	.643	9-34	43-7.2	15-0	7	2	2	6	56-9.3
CAREER	51-11	494-9.7	61-132	.462	16-52	.308	26-36	.722	35-82	117-2.3	53-0	39	26	4	14	164-3.2

% at Arizona



Season Highs

Pts	3	vs. Western New Mexico (12/14/24)
Reb	2	vs. Texas Southern (11/24/24)
FG	1	twice
FGA	2	twice
3FG	1	vs. Western New Mexico (12/14/24)
3FGA	2	vs. Western New Mexico (12/14/24)
FT	--	
FTA	1	vs. Texas Southern (11/24/24)
Ast	1	twice
Blk	--	
Stl	1	vs. Western New Mexico (12/14/24)
Min	10	vs. Western New Mexico (12/14/24)

Career Highs

7	twice
4	vs. Texas Southern (11/6/23)
3	twice
6	vs. New Mexico State (12/2/23)
1	six times
4	vs. New Mexico State (12/2/23)
1	vs. Texas Southern (11/6/23)
2	twice
1	three times
2	vs. Air Force (3/13/24) ^{MWIT}
2	four times
19	twice

MW Career Highs

2	twice
1	twice
1	twice
1	four times
--	
1	vs. San Diego State (1/11/25)
--	
--	
2	vs. Air Force (3/13/24) ^{MWIT}
1	at Utah State (3/9/24)
6	vs. Fresno State (3/6/24)

0.6 PPG | 0.6 RPG | 4.0 MPG |

2024-25 GAME-BY-GAME

Opponent	MP	FG-A	3G-A	FT-A	O-D-T	PF	A	TO	BS	ST	TP
Nicholls	1	0-0	0-0	0-0	0-0-0	0	0	0	0	0	0
vs. UCLA	2	0-1	0-1	0-0	0-0-0	0	0	0	0	0	0
A&M-Corpus Christi	4	0-0	0-0	0-0	0-1-1	0	0	1	0	0	0
at St. John's					-DNP-						
Grambling State	3	0-0	0-0	0-0	1-0-1	0	1	0	0	0	0
Texas Southern	8	1-2	0-0	0-1	1-1-2	1	0	0	0	0	2
vs. Arizona State					-DNP-						
vs. USC	2	0-0	0-0	0-0	0-0-0	2	0	1	0	0	0
San Jose State					-DNP-						
New Mexico State					-DNP-						
Western NM	10	1-2	1-2	0-0	0-1-1	1	1	0	0	1	3
VCU					-DNP-						
at Colorado State					-DNP-						
at Fresno State					-DNP-						
Nevada					-DNP-						
at Wyoming					-DNP-						
San Diego State	2	0-1	0-1	0-0	0-0-0	0	0	0	0	0	0

* game started

SEASON NOTES

- Scored three points vs. Western New Mexico (Dec. 14)
- Had two points and two rebounds vs. Texas Southern (Nov. 24)
- Scored two points in the exhibition vs. UTEP (Oct. 28)

	2024-25	CAREER	STREAK
Double Figure Scoring	-	-	-

CAREER STATISTICS

Year	G-GS	Min-Avg.	FG-FGA	Pct.	3FG-3FGA	Pct.	FT-FTA	Pct.	Off-Def.	Reb-Avg.	PF-DQ	Ast	TO	Blk	Stl	Pts-Avg
2022-23									Redshirt season							
Conf	--															
2023-24	19-0	170-8.9	16-32	.500	5-17	.294	1-4	.250	7-20	27-1.4	25-0	1	6	3	11	38-2.0
Conf	4-0	16-4.0	1-2	.500	0-0	.000	0-0	.000	1-0	1-0.3	1-0	0	0	0	1	2-0.5
2024-25	8-0	32-4.0	2-6	.333	1-4	.250	0-1	.000	2-3	5-0.6	4-0	2	2	0	1	5-0.6
Conf	1-0	2-2.0	0-1	.000	0-1	.000	0-0	.000	0-0	0-0.0	0-0	0	0	0	0	0-0.0
CAREER	27-0	202-7.5	18-38	.474	6-21	.286	1-5	.200	9-23	32-1.2	29-0	3	8	3	12	43-1.6

Senior | Forward | 6-9 | 215 | Helsinki, Finland | HBA-Marsky [Dayton]



Season Highs

Pts	28	vs. Arizona State (11/28/24)
Reb	13	vs. Nicholls (11/4/24)
FG	8	at Fresno State (12/31/24)
FGA	16	twice
3FG	4	twice
3FGA	11	vs. New Mexico State (12/7/24)
FT	13	vs. Arizona State (11/28/24)
FTA	14	vs. Arizona State (11/28/24)
Ast	4	vs. Nevada (1/3/25)
Blk	3	vs. San Diego State (1/11/25)
Stl	2	four times
Min	39	vs. Nevada (1/3/25)

Career Highs

Pts	28	vs. Arizona State (11/28/24)
Reb	13	vs. Nicholls (11/4/24)
FG	9	vs. La Salle (12/30/20) ^{UD}
FGA	16	twice
3FG	4	three times
3FGA	11	vs. New Mexico State (12/7/24)
FT	13	vs. Arizona State (11/28/24)
FTA	14	vs. Arizona State (11/28/24)
Ast	8	vs. Alcorn State (12/20/22) ^{UD}
Blk	3	twice
Stl	3	twice
Min	42	at Rhode Island (2/16/21) ^{UD}

MW Career Highs

Pts	23	at Fresno State (12/31/24)
Reb	11	twice
FG	8	at Fresno State (12/31/24)
FGA	13	at Fresno State (12/31/24)
3FG	4	at Fresno State (12/31/24)
3FGA	9	at Wyoming (2/6/24)
FT	6	twice
FTA	9	vs. San Jose State (12/4/24)
Ast	4	twice
Blk	3	twice
Stl	2	four times
Min	39	vs. Nevada (1/3/25)

13.5 PPG | 6.1 RPG | 30.9 MPG | 1.5 APG

2024-25 GAME-BY-GAME

Opponent	MP	FG-A	3G-A	FT-A	O-D-T	PF	A	TO	BS	ST	TP
Nicholls*	32	5-15	1-9	2-2	5-8-13	3	2	0	2	0	13
vs. UCLA*	28	3-7	2-4	0-0	0-4-4	4	0	3	2	0	8
A&M-Corpus Christi*	27	3-9	1-5	5-6	2-5-7	3	2	4	2	2	12
at St. John's	34	6-14	4-7	0-0	0-4-4	2	3	0	1	1	16
Grambling State*	30	3-7	1-4	3-6	1-8-9	1	2	2	2	2	10
Texas Southern*	29	6-15	2-6	4-6	0-2-2	1	1	0	0	0	18
vs. Arizona State*	35	6-16	3-9	13-14	3-5-8	4	0	2	0	0	28
vs USC*	29	3-6	1-2	3-5	1-2-3	0	0	3	0	1	10
San Jose State*	37	6-12	1-3	6-9	5-4-9	2	3	0	2	1	19
New Mexico State*	38	2-16	2-11	4-4	5-3-8	3	2	0	0	2	10
Western NM*	21	4-7	1-3	0-0	0-1-1	2	1	0	0	1	9
VCU*	34	5-12	0-2	5-7	2-6-8	0	0	0	0	1	15
at Colorado State*	24	5-10	0-2	4-4	3-2-5	4	1	1	0	1	14
at Fresno State*	32	8-13	4-6	3-4	0-5-5	3	1	6	0	0	23
Nevada*	39	4-11	1-6	5-7	0-5-5	4	4	2	2	1	14
at Wyoming*	24	0-7	0-4	0-0	0-2-2	3	1	3	1	0	0
San Diego State*	33	4-12	0-4	2-6	4-7-11	2	2	0	3	2	10

* game started

SEASON NOTES


- Tri-Captain
- Double-double with 10 points and 11 rebounds vs. San Diego State (Jan. 11)
- Scored 14 points vs. Nevada (Jan. 3)
- Had 23 points for first 20-point game in MW play at Fresno State (Dec. 31)
- Scored 14 points at Colorado State (Dec. 28)
- Had 15 points and eight rebounds vs. VCU (Dec. 18)
- Had 19 points and nine rebounds vs. San Jose State (Dec. 4)
- Scored a career high 28 points vs. Arizona State (Nov. 28)
- Had 18 points, including scoring his 1,000th career point vs. Texas Southern (Nov. 24)
- Had 10 points and nine rebounds vs. Grambling State (Nov. 21)
- Team-high 16 points (tied career high with four 3-pointers) at No. 22 St. John's
- Had 12 points and seven rebounds vs. Texas A&M-Corpus Christi (Nov. 12)
- Scored eight points vs. No. 22 UCLA (Nov. 8)
- Had 13 points and a career-high 13 rebounds vs. Nicholls (Nov. 4)

	2024-25	CAREER	STREAK
Double-Doubles	2	5	1
Double Figure Scoring	14	64	1
20-Point Games	2	4	-
10-Rebound Games	2	6	1

CAREER STATISTICS

Year	G-GS	Min-Avg.	FG-FGA	Pct.	3FG-3FGA	Pct.	FT-FTA	Pct.	Off-Def.	Reb-Avg.	PF-DQ	Ast	TO	Blk	Stl	Pts-Avg
2020-21 %	19-15	569-29.9	68-137	.496	26-68	.382	26-34	.765	24-83	107-5.6	45-1	24	31	8	13	188-9.9
Conf	16-14	481-30.1	57-117	.487	24-59	.407	22-29	.759	21-69	90-5.6	35-1	21	26	8	11	160-10.0
2021-22 %	35-1	693-19.8	65-163	.399	28-95	.295	37-51	.725	41-101	142-4.1	57-0	26	37	7	7	195-5.6
Conf	18-1	375-20.8	37-87	.425	14-44	.318	16-24	.667	23-49	72-4.0	27-0	15	16	5	3	104-5.8
2022-23 %	34-19	1006-29.6	103-233	.442	45-123	.366	66-83	.795	40-124	164-4.8	61-0	59	46	10	8	317-9.3
Conf	18-10	513-28.5	55-123	.447	21-54	.389	15-22	.682	15-67	82-4.6	32-0	28	19	9	6	146-8.1
2023-24	35-2	657-18.8	77-191	.403	28-96	.292	54-70	.771	36-85	121-3.5	75-0	23	25	9	20	236-6.7
Conf	18-0	383-21.3	53-113	.469	23-59	.390	33-39	.846	28-52	80-4.4	38-0	15	16	3	9	162-9.0
2024-25	17-17	526-30.9	73-189	.386	24-87	.276	59-80	.738	31-73	104-6.1	41-0	25	26	17	15	229-13.5
Conf	6-6	190-31.6	27-65	.415	6-25	.240	20-30	.667	12-25	37-6.2	18-0	12	12	8	5	80-13.3
CAREER	140-54	3448-24.6	386-913	.423	151-469	.322	242-318	.761	172-466	638-4.6	279-1	157	165	51	63	1165-8.3

% at Dayton



Season Highs

Pts	28	vs. Nicholls (11/4/24)
Reb	17	vs. New Mexico State (12/7/24)
FG	9	vs. Nicholls (11/4/24)
FGA	17	vs. New Mexico State (12/7/24)
3FG	--	
3FGA	1	three times
FT	10	vs. Nicholls (11/4/24)
FTA	12	vs. Nicholls (11/4/24)
Ast	3	vs. Grambling State (11/21/24)
Blk	4	at Fresno State (12/31/24)
Stl	4	vs. New Mexico State (12/7/24)
Min	39	vs. Nevada (1/3/25)

Career Highs

28	twice
17	twice
11	three times
17	vs. New Mexico State (12/7/24)
1	vs. North Alabama (11/20/21) ^{Iona}
1	12 times
10	three times
14	three times
5	twice
6	twice
5	at New Mexico State (12/15/23)
39	twice

MW Career Highs

26	vs. Utah State (1/16/24)
13	at Nevada (2/13/24)
11	vs. Utah State (1/16/24)
12	vs. Utah State (1/16/24)
--	
--	
6	three times
10	at San Jose State (1/24/24)
3	at Colorado State (1/2/24)
5	twice
4	at San Jose State (1/24/24)
39	vs. Nevada (1/3/25)

12.6 PPG | 10.1 RPG | 29.9 MPG | 1.7 BPG

2024-25 GAME-BY-GAME

Opponent	MP	FG-A	3G-A	FT-A	O-D-T	PF	A	TO	BS	ST	TP
Nicholls*	36	9-15	0-0	10-12	6-10-16	2	2	3	3	2	28
vs. UCLA*	33	5-9	0-0	6-8	4-8-12	3	0	4	1	2	16
A&M-Corpus Christi*	16	5-6	0-0	0-3	3-6-9	4	2	1	2	2	10
at St. John's*	32	8-11	0-0	0-6	3-1-4	2	1	3	2	1	16
Grambling State*	29	3-7	0-1	1-2	1-10-11	2	3	2	3	2	7
Texas Southern*	23	2-4	0-1	4-6	1-7-8	3	1	2	3	2	8
vs. Arizona State*	25	1-3	0-0	1-1	2-5-7	4	1	5	0	1	3
vs. USC*	26	5-8	0-0	5-6	4-2-6	2	1	2	2	0	15
San Jose State*	35	5-11	0-0	6-6	2-8-10	3	2	2	0	1	16
New Mexico State*	37	7-17	0-1	2-5	7-10-17	1	2	1	2	4	1
Western NM*	16	2-5	0-0	2-2	3-3-6	1	0	3	0	0	6
VCU*	31	5-11	0-0	5-8	6-5-11	2	1	4	1	2	15
at Colorado State*	31	4-9	0-0	1-2	2-9-11	3	1	2	0	0	9
at Fresno State*	31	4-6	0-0	4-4	1-11-12	3	2	1	4	1	12
Nevada*	39	7-8	0-0	6-9	2-8-10	3	0	2	3	1	20
at Wyoming*	37	5-10	0-0	2-4	4-8-12	3	0	3	2	0	12
San Diego State*	30	3-10	0-0	0-0	4-5-9	3	2	2	1	0	6

* game started

SEASON NOTES

- Preseason All-Mountain West
- Two-time Mountain West Player of the Week (Nov. 11, Jan. 6)
- Had 12 points and 12 rebounds at Wyoming (Jan. 7)
- Had 20 points, including game-winning shot as time expired, and 10 rebounds vs. Nevada (Jan. 3)
- Double-double with 12 points and 12 rebounds, along with four blocks, at Fresno State (Dec. 31)
- Had 15 points and 11 rebounds vs. VCU (Dec. 18)
- Double-double with 16 points and tied a career high 17 rebounds vs. New Mexico State (Dec. 7)
- Double-double with 16 points and 10 rebounds vs. San Jose State (Dec. 4)
- Had 16 points (8-11 FG) at No. 22 St. John's (Nov. 17)
- Double-double with 16 points and 12 rebounds vs. No. 22 UCLA (Nov. 8)
- Matched a career high with 28 points to go with 16 rebounds vs. Nicholls (Nov. 4)

UNM CAREER RECORD BOOK

	Total	Rank	Up Next
Blocks:	78	T-14th	Danny Granger (91-13th)
Dbl-Dbls:	17	16th	Four tied (20-12th)

	2024-25	CAREER	STREAK
Double-Doubles	8	51	-
Double Figure Scoring	11	94	-
20-Point Games	2	11	-
10-Rebound Games	10	59	-

CAREER STATISTICS

Year	G-GS	Min-Avg.	FG-FGA	Pct.	3FG-3FGA	Pct.	FT-FTA	Pct.	Off-Def.	Reb-Avg.	PF-DQ	Ast	TO	Blk	Stl	Pts-Avg
2020-21 %	18-16	499-27.7	81-136	.596	0-1	.000	37-58	.638	51-84	135-7.5	60-4	24	41	29	11	199-11.1
Conf	9-9	232-25.8	44-70	.629	0-1	.000	20-31	.645	23-36	59-6.6	34-3	8	25	14	3	108-12.0
2021-22 %	33-32	939-28.5	160-292	.548	1-3	.333	109-166	.657	108-164	272-8.2	76-0	49	69	62	36	430-13.0
Conf	20-19	540-27.0	92-160	.575	0-2	.000	58-92	.630	60-97	157-7.9	42-0	28	43	36	24	242-12.1
2022-23 %	35-34	1112-31.8	192-349	.550	0-5	.000	136-218	.624	124-202	326-9.3	96-2	39	66	52	42	520-14.9
Conf	20-20	633-31.7	104-200	.520	0-4	.000	90-147	.612	79-130	209-10.5	51-2	21	41	27	22	298-14.9
2023-24	36-36	944-26.2	127-231	.550	0-0	.000	67-128	.523	104-190	294-8.2	100-1	37	54	49	38	321-8.9
Conf	18-18	484-26.9	68-113	.602	0-0	.000	32-58	.552	52-96	148-8.2	52-1	18	25	28	19	168-9.3
2024-25	17-17	509-29.9	80-150	.533	0-3	.000	55-84	.655	55-116	171-10.1	44-0	21	42	29	21	215-12.6
Conf	6-6	203-33.8	28-54	.519	0-0	.000	19-25	.760	15-49	64-10.7	18-0	7	12	10	3	75-12.5
CAREER	139-135	4003-28.8	640-1158	.553	1-12	.083	404-654	.618	442-756	1198-8.6	376-7	170	272	221	148	1685-12.1

% at Iona

Freshman | Forward | 6-10 | 240 | Toronto, Ont. | Dream City Christian



Season Highs

Pts	21	vs. Western New Mexico (12/14/24)
Reb	6	vs. Western New Mexico (12/14/24)
FG	8	vs. Western New Mexico (12/14/24)
FGA	11	vs. Western New Mexico (12/14/24)
3FG	3	vs. Western New Mexico (12/14/24)
3FGA	4	twice
FT	3	at Wyoming (1/7/25)
FTA	4	twice
Ast	4	vs. Western New Mexico (12/14/24)
Blk	--	
Stl	3	vs. Western New Mexico (12/14/24)
Min	19	vs. Western New Mexico (12/14/24)

Career Highs

21	vs. Western New Mexico (12/14/24)
6	vs. Western New Mexico (12/14/24)
8	vs. Western New Mexico (12/14/24)
11	vs. Western New Mexico (12/14/24)
3	vs. Western New Mexico (12/14/24)
4	twice
3	at Wyoming (1/7/25)
4	twice
4	vs. Western New Mexico (12/14/24)
--	
3	vs. Western New Mexico (12/14/24)
19	vs. Western New Mexico (12/14/24)

MW Career Highs

6	at Wyoming (1/7/25)
2	twice
2	at Colorado State (12/28/24)
5	at Wyoming (1/7/25)
1	three times
4	at Wyoming (1/7/25)
3	at Wyoming (1/7/25)
4	at Wyoming (1/7/25)
1	twice
--	
1	at Fresno State (12/31/24)
18	at Wyoming (1/7/25)

3.1 PPG | 1.2 RPG | 7.7 MPG | 0.5 APG

2024-25 GAME-BY-GAME

Opponent	MP	FG-A	3G-A	FT-A	O-D-T	PF	A	TO	BS	ST	TP
Nicholls	8	0-1	0-1	2-4	0-1-1	1	0	0	0	1	2
vs. UCLA	2	0-0	0-0	0-0	0-0-0	2	0	0	0	0	0
A&M-Corpus Christi	2	0-0	0-0	0-0	0-0-0	1	0	0	0	0	0
at St. John's					-DNP-						
Grambling State	3	2-2	0-0	0-0	0-1-1	0	0	0	0	0	4
Texas Southern	10	1-4	1-3	0-0	0-1-1	1	1	0	0	0	3
vs. Arizona State	2	0-0	0-0	0-0	0-0-0	1	0	0	0	0	0
vs. USC	11	1-2	0-0	0-0	1-1-2	1	1	0	0	1	2
San Jose State	1	0-0	0-0	0-0	0-0-0	1	0	0	0	0	0
New Mexico State	7	1-2	0-0	1-1	1-0-1	1	0	0	0	0	3
Western NM	19	8-11	3-4	2-3	2-4-6	2	4	1	0	3	21
VCU	6	0-0	0-0	0-0	0-1-1	1	0	0	0	0	0
at Colorado State	16	2-2	1-1	0-0	0-0-0	0	1	0	0	0	5
at Fresno State	8	0-0	0-0	0-0	0-1-1	3	0	0	0	1	0
Nevada	6	1-1	1-1	0-0	0-1-1	0	0	0	0	0	3
at Wyoming	18	1-5	1-4	3-4	1-1-2	2	1	0	0	0	6
San Diego State	5	0-2	0-1	0-0	0-2-2	2	0	0	0	0	0

* game started

SEASON NOTES

- Mountain West Freshman of the Week (Dec. 16)
- Had six points and two rebounds at Wyoming (Jan. 7)
- Scored three points vs. Nevada (Jan. 3)
- Had five points (2-2 FG) at Colorado State (Dec. 28)
- Set career highs of 21 points, six rebounds, four assists and three steals vs. Western New Mexico (Dec. 14)
- Scored three points vs. New Mexico State (Dec. 7)
- Had two points and two rebounds vs. USC (Nov. 29)
- Scored three points vs. Texas Southern (Nov. 24)
- Had four points (2-2 FG) vs. Grambling State (Nov. 21)
- Scored two points in his collegiate debut vs. Nicholls (Nov. 4)
- Had seven points and three rebounds in the exhibition vs. UTEP (Oct. 28)

	2024-25	CAREER	STREAK
Double Figure Scoring	1	1	-
20-Point Games	1	1	-

CAREER STATISTICS

Year	G-GS	Min-Avg.	FG-FGA	Pct.	3FG-3FGA	Pct.	FT-FTA	Pct.	Off-Def.	Reb-Avg.	PF-DQ	Ast	TO	Blk	Stl	Pts-Avg
2024-25	16-0	123-7.7	17-32	.531	7-15	.467	8-12	.667	5-14	19-1.2	19-0	8	1	0	6	49-3.1
Conf	6-0	53-8.9	4-10	.400	3-7	.429	3-4	.750	1-5	6-1.0	8-0	2	0	0	1	14-2.3
CAREER	16-0	123-7.7	17-32	.531	7-15	.467	8-12	.667	5-14	19-1.2	19-0	8	1	0	6	49-3.1



2024-25 New Mexico Men's Basketball
Extended Season Box Score
All games

Game Records

Record	Overall			Home			Away			Neutral
ALL GAMES			14-3			9-1			3-1	2-1
CONFERENCE			6-0			3-0			3-0	0-0
NON-CONFERENCE			8-3			6-1			0-1	2-1

Team Box Score Extended

No.	Player	GP-GS			MIN		AVG		Total		3-Point			F-Throw			Rebounds															
										FG-FGA	FG%	3FG-3FGA	3FG%	FT-FTA	FT%	OFF	DEF	TOT	AVG	PF	DQ	A	A/G	TO	TO/G	A/TO	BLK	BLK/G	STL	STL/G	PTS	AVG
2	DENT, Donovan	17-17	579:39	34.1	113-228	.496	10-26	.385	89-116	.767	5	33	38	2.2	24	0	116	6.82	50	2.94	2.32	14	0.82	28	1.65	325	19.1					
22	AMZIL, Mustapha	17-17	526:07	30.9	73-189	.386	24-87	.276	59-80	.738	31	73	104	6.1	41	0	25	1.47	26	1.53	0.96	17	1.00	15	0.88	229	13.5					
23	JOSEPH, Nelly	17-17	508:30	29.9	80-150	.533	0-3	.000	55-84	.655	55	116	171	10.1	44	0	21	1.24	42	2.47	0.50	29	1.71	21	1.24	215	12.6					
3	WASHINGTON, Tru	16-15	422:59	26.4	61-153	.399	22-57	.386	22-37	.595	22	43	65	4.1	32	1	29	1.81	24	1.50	1.21	3	0.19	28	1.75	166	10.4					
0	NOLAND, CJ	16-7	339:09	21.2	49-123	.398	15-63	.238	24-35	.686	13	34	47	2.9	44	3	25	1.56	17	1.06	1.47	4	0.25	25	1.56	137	8.6					
8	BOROVICANIN, Filip	17-11	329:44	19.4	38-80	.475	14-36	.389	11-18	.611	20	53	73	4.3	35	0	17	1.00	11	0.65	1.55	3	0.18	9	0.53	101	5.9					
1	APPELHANS, Braden	17-1	211:26	12.4	24-52	.462	21-45	.467	6-9	.667	3	13	16	0.9	15	1	9	0.53	3	0.18	3.00	4	0.24	8	0.47	75	4.4					
4	DOTSON, Kayde	17-0	151:38	8.9	21-49	.429	12-28	.429	8-14	.571	1	9	10	0.6	18	0	21	1.24	8	0.47	2.63	1	0.06	11	0.65	62	3.6					
24	MILICEVIC, Jovan	16-0	122:56	7.7	17-32	.531	7-15	.467	8-12	.667	5	14	19	1.2	19	0	8	0.50	1	0.06	8.00	0	0.00	6	0.38	49	3.1					
6	ALLY ATIKI, Atiki	16-0	152:32	9.5	20-33	.606	0-0	.000	5-12	.417	20	27	47	2.9	25	0	8	0.50	7	0.44	1.14	17	1.06	7	0.44	45	2.8					
7	SACKO, Ibrahim	11-0	73:01	6.6	9-14	.643	1-3	.333	0-3	.000	3	11	14	1.3	16	0	1	0.09	6	0.55	0.17	4	0.36	4	0.36	19	1.7					
11	WEBB, Quinton	8-0	32:18	4.0	2-6	.333	1-4	.250	0-1	.000	2	3	5	0.6	4	0	2	0.25	2	0.25	1.00	0	0.00	1	0.13	5	0.6					
Total		17	3450		507-1109	.457	127-367	.346	287-421	.682	223	461	684	40.2	317	5	282	16.59	204	12.00	1.38	96	5.65	163	9.59	1428	84.0					
Opponents		17	3450		437-1008	.434	136-369	.369	234-362	.646	168	453	621	36.5	339	7	251	14.76	274	16.12	0.92	77	4.53	121	7.12	1244	73.2					

Score by Periods

Team	1st	2nd	OT	TOT
New Mexico	661	745	22	1428
Opponents	570	647	27	1244



2024-25 New Mexico Men's Basketball
Team Game-by-Game
All games

Page 1/1
as of Jan 11, 2025

				Total		3-Pointers		Free throws		Rebounds											
Opponent	Date	Score		FG-FGA	PCT	3FG-3FGA	PCT	FT-FTA	PCT	OFF	DEF	TOT	AVG	PF	A	TO	BLK	STL	PTS	AVG	
Nicholls	11/04/2024	91-84	W	31-81	.383	7-36	.194	22-32	.688	18	32	50	50.0	16	18	8	10	10	91	91.0	
vs UCLA	11/08/2024	72-64	W	25-49	.510	6-15	.400	16-23	.696	8	26	34	42.0	26	14	24	3	12	72	81.5	
A&M-Corpus Christi	11/12/2024	100-81	W	33-62	.532	9-23	.391	25-39	.641	11	26	37	40.3	28	22	14	9	15	100	87.7	
at St. John's (NY)	11/17/2024	71-85	L	28-64	.438	8-18	.444	7-18	.389	16	16	32	38.3	17	19	11	5	9	71	83.5	
Grambling	11/21/2024	80-58	W	28-60	.467	7-18	.389	17-26	.654	10	34	44	39.4	14	23	16	9	14	80	82.8	
Texas Southern	11/24/2024	99-68	W	38-75	.507	11-27	.407	12-21	.571	14	29	43	40.0	16	19	7	9	10	99	85.5	
vs Arizona St.	11/28/2024	82-85	L	24-63	.381	6-16	.375	28-32	.875	14	24	38	39.7	26	10	11	3	6	82	85.0	
vs Southern California	11/29/2024	83-73	W	30-58	.517	7-21	.333	16-24	.667	11	21	32	38.8	14	17	14	5	8	83	84.8	
San Jose St.	12/04/2024	83-77	W	28-65	.431	7-17	.412	20-30	.667	16	26	42	39.1	13	17	9	4	7	83	84.6	
New Mexico St.	12/07/2024	83-89	Lot	30-84	.357	10-32	.313	13-22	.591	23	23	46	39.8	18	17	6	5	9	83	84.4	
Western N.M.	12/14/2024	122-70	W	47-78	.603	14-28	.500	14-17	.824	15	26	41	39.9	17	31	11	5	17	122	87.8	
VCU	12/18/2024	78-71	W	27-64	.422	3-11	.273	21-30	.700	16	31	47	40.5	19	6	11	1	7	78	87.0	
at Colorado St.	12/28/2024	76-68	W	31-63	.492	7-15	.467	7-9	.778	11	21	32	39.8	15	13	12	1	10	76	86.2	
at Fresno St.	12/31/2024	103-89	W	41-70	.586	9-23	.391	12-15	.800	6	30	36	39.6	19	21	16	8	10	103	87.4	
Nevada	01/03/2025	82-81	Wot	23-49	.469	5-18	.278	31-41	.756	6	29	35	39.3	26	14	15	7	5	82	87.0	
at Wyoming	01/07/2025	61-53	W	19-57	.333	5-21	.238	18-22	.818	10	34	44	39.6	17	8	10	5	7	61	85.4	
San Diego St.	01/11/2025	62-48	W	24-67	.358	6-28	.214	8-20	.400	18	33	51	40.2	16	13	9	7	7	62	84.0	
Total		1428		507-1109	.457	127-367	.346	287-421	.682	223	461	684	40.2	317	282	204	96	163	1428	84.0	
Opponents		1244		437-1008	.434	136-369	.369	234-362	.646	168	453	621	36.5	339	251	274	77	121	1244	73.2	

New Mexico Averages

Games Played	Points/game	FG Pct	3FG Pct	FT Pct	Rebounds/game	Assists/game	Turnovers/game	Assist/Turnover ratio	Steals/game	Blocks/game
17	84.0	45.7	34.6	68.2	40.2	16.6	12.0	1.4	9.6	5.6



2024-25 New Mexico Men's Basketball
Opponents Game-by-Game
All games

Page 1/1
as of Jan 11, 2025

				Total		3-Pointers		Free throws		Rebounds											
Opponent	Date	Score		FG-FGA	PCT	3FG-3FGA	PCT	FT-FTA	PCT	OFF	DEF	TOT	AVG	PF	A	TO	BLK	STL	PTS	AVG	
Nicholls	11/04/2024	91-84	W	30-72	.417	15-37	.405	9-16	.563	14	35	49	49.0	24	18	17	4	4	84	84.0	
vs UCLA	11/08/2024	72-64	W	20-55	.364	5-23	.217	19-27	.704	14	20	34	41.5	24	13	21	3	12	64	74.0	
A&M-Corpus Christi	11/12/2024	100-81	W	29-55	.527	5-16	.313	18-35	.514	9	30	39	40.7	26	20	22	4	7	81	76.3	
at St. John's (NY)	11/17/2024	71-85	L	34-68	.500	4-18	.222	13-20	.650	22	27	49	42.8	17	20	16	4	8	85	78.5	
Grambling	11/21/2024	80-58	W	22-62	.355	7-19	.368	7-15	.467	11	27	38	41.8	24	17	22	3	9	58	74.4	
Texas Southern	11/24/2024	99-68	W	23-59	.390	9-18	.500	13-17	.765	9	27	36	40.8	18	14	20	3	4	68	73.3	
vs Arizona St.	11/28/2024	82-85	L	26-55	.473	9-19	.474	24-32	.750	9	25	34	39.9	21	16	10	4	5	85	75.0	
vs Southern California	11/29/2024	83-73	W	27-55	.491	7-17	.412	12-18	.667	8	24	32	38.9	18	13	16	0	11	73	74.8	
San Jose St.	12/04/2024	83-77	W	25-56	.446	10-21	.476	17-21	.810	7	24	31	38.0	22	13	10	7	6	77	75.0	
New Mexico St.	12/07/2024	83-89	Lot	32-62	.516	14-31	.452	11-17	.647	8	37	45	38.7	20	18	17	3	4	89	76.4	
Western N.M.	12/14/2024	122-70	W	28-59	.475	7-20	.350	7-12	.583	7	17	24	37.4	14	11	24	5	8	70	75.8	
VCU	12/18/2024	78-71	W	24-57	.421	10-31	.323	13-24	.542	7	26	33	37.0	21	13	12	6	8	71	75.4	
at Colorado St.	12/28/2024	76-68	W	27-60	.450	6-23	.261	8-8	1.000	12	23	35	36.8	9	19	17	6	9	68	74.8	
at Fresno St.	12/31/2024	103-89	W	29-67	.433	10-22	.455	21-31	.677	10	24	34	36.6	15	10	15	4	10	89	75.9	
Nevada	01/03/2025	82-81	Wot	25-59	.424	8-19	.421	23-35	.657	9	23	32	36.3	28	15	10	7	9	81	76.2	
at Wyoming	01/07/2025	61-53	W	19-59	.322	5-19	.263	10-17	.588	9	32	41	36.6	19	11	11	6	2	53	74.8	
San Diego St.	01/11/2025	62-48	W	17-48	.354	5-16	.313	9-17	.529	3	32	35	36.5	19	10	14	8	5	48	73.2	
Total		1244		437-1008	.434	136-369	.369	234-362	.646	168	453	621	36.5	339	251	274	77	121	1244	73.2	
New Mexico		1428		507-1109	.457	127-367	.346	287-421	.682	223	461	684	40.2	317	282	204	96	163	1428	84.0	

Opponents Averages

Games Played	Points/game	FG Pct	3FG Pct	FT Pct	Rebounds/game	Assists/game	Turnovers/game	Assist/Turnover ratio	Steals/game	Blocks/game
17	73.2	43.4	36.9	64.6	36.5	14.8	16.1	0.9	7.1	4.5



2024-25 New Mexico Men's Basketball
Points-rebounds-assists
All games

Page 1/1
as of Jan 11, 2025

Opponent	Date	Score	0	1	2	3	4	6	7	8	11	22	23
Nicholls	11/04/2024	91-84	W	10-3-1	3-0-0	15-0-11	12-4-0	3-0-0	0-1-0	DNP	5-7-2	13-13-2	28-16-2
vs UCLA	11/08/2024	72-64	W	13-1-1	3-1-0	17-1-8	3-5-2	0-1-0	4-1-0	2-1-0	6-2-3	8-4-0	16-12-0
A&M-Corpus Christi	11/12/2024	100-81	W	5-3-1	3-2-0	25-0-10	15-5-2	18-1-3	9-5-2	3-1-0	0-1-0	12-7-2	10-9-2
at St. John's (NY)	11/17/2024	71-85	L	15-4-3	0-1-1	12-3-6	9-2-2	0-1-1	1-6-2	2-1-0	0-0-0	16-4-3	16-4-1
Grambling	11/21/2024	80-58	W	8-4-3	6-1-0	22-2-8	15-3-0	1-0-4	5-6-1	0-4-0	2-0-1	10-9-2	7-11-3
Texas Southern	11/24/2024	99-68	W	6-8-1	3-0-2	11-2-5	19-10-3	10-0-2	4-2-1	4-1-0	11-4-2	18-2-1	8-8-1
vs Arizona St.	11/28/2024	82-85	L	13-4-2	0-1-0	30-1-7	2-5-0	0-0-0	2-5-0	0-1-0	4-1-0	28-8-0	3-7-1
vs Southern California	11/29/2024	83-73	W	6-3-0	9-1-0	17-6-11	20-4-4	0-0-0	4-3-0	DNP	0-0-0	10-3-0	15-6-1
San Jose St.	12/04/2024	83-77	W	DNP	3-2-1	20-3-5	13-5-2	0-0-1	3-1-0	0-0-0	9-7-3	19-9-3	16-10-2
New Mexico St.	12/07/2024	83-89	Lot	7-0-3	14-0-1	15-3-4	8-5-1	6-2-3	DNP	2-1-0	2-5-1	10-8-2	16-17-2
Western N.M.	12/14/2024	122-70	W	9-2-3	18-4-1	11-1-8	12-5-5	8-0-6	8-10-1	4-1-0	13-1-1	9-1-1	6-6-0
VCU	12/18/2024	78-71	W	0-3-1	4-1-0	40-5-4	DNP	2-3-0	0-0-0	DNP	2-9-0	15-8-0	15-11-1
at Colorado St.	12/28/2024	76-68	W	11-4-1	3-1-1	14-2-6	2-2-1	6-0-0	2-0-0	DNP	10-4-1	14-5-1	9-11-1
at Fresno St.	12/31/2024	103-89	W	23-3-3	3-0-0	18-5-6	14-1-6	5-0-0	0-3-1	2-1-1	3-4-1	23-5-1	12-12-2
Nevada	01/03/2025	82-81	Wot	7-3-2	3-1-2	20-0-6	6-1-0	0-0-0	0-2-0	DNP	9-8-0	14-5-4	20-10-0
at Wyoming	01/07/2025	61-53	W	2-1-0	0-0-0	22-3-6	3-3-0	0-1-0	0-0-0	DNP	16-11-0	0-2-1	12-12-0
San Diego St.	01/11/2025	62-48	W	2-1-0	0-0-0	16-1-5	13-5-1	3-1-1	3-2-0	0-2-0	9-9-2	10-11-2	6-9-2

Opponent	Date	Score	24
Nicholls	11/04/2024	91-84	W
vs UCLA	11/08/2024	72-64	W
A&M-Corpus Christi	11/12/2024	100-81	W
at St. John's (NY)	11/17/2024	71-85	L
Grambling	11/21/2024	80-58	W
Texas Southern	11/24/2024	99-68	W
vs Arizona St.	11/28/2024	82-85	L
vs Southern California	11/29/2024	83-73	W
San Jose St.	12/04/2024	83-77	W
New Mexico St.	12/07/2024	83-89	Lot
Western N.M.	12/14/2024	122-70	W
VCU	12/18/2024	78-71	W
at Colorado St.	12/28/2024	76-68	W
at Fresno St.	12/31/2024	103-89	W
Nevada	01/03/2025	82-81	Wot
at Wyoming	01/07/2025	61-53	W
San Diego St.	01/11/2025	62-48	W



2024-25 New Mexico Men's Basketball Combined Team Statistics In Conference games

Page 1/1
as of Jan 11, 2025

Game Records

Record	Overall	Home	Away	Neutral
ALL GAMES	6-0	3-0	3-0	0-0
CONFERENCE	6-0	3-0	3-0	0-0
NON-CONFERENCE	0-0	0-0	0-0	0-0

Score by Periods

Team	1st	2nd	OT	TOT
New Mexico	215	240	12	467
Opponents	188	217	11	416

Team Box Score

No. Player					Total		3-Point		F-Throw		Rebounds															
		GP-GS	MIN	AVG	FG-FGA	FG%	3FG-3FGA	3FG%	FT-FTA	FT%	OFF	DEF	TOT	AVG	PF	DQ	A	TO	BLK	STL	PTS	AVG				
2	DENT, Donovan	6-6	216:17	36.0	38-81	.469	2-9	.222	32-39	.821	0	14	14	2.3	9	0	34	22	5	12	110	18.3				
22	AMZIL, Mustapha	6-6	189:50	31.6	27-65	.415	6-25	.240	20-30	.667	12	25	37	6.2	18	0	12	12	8	5	80	13.3				
23	JOSEPH, Nelly	6-6	203:05	33.8	28-54	.519	0-0	.000	19-25	.760	15	49	64	10.7	18	0	7	12	10	3	75	12.5				
8	BOROVICANIN, Filip	6-5	157:30	26.2	19-35	.543	9-19	.474	9-14	.643	9	34	43	7.2	15	0	7	2	2	6	56	9.3				
0	NOLAND, CJ	5-0	91:57	18.4	19-37	.514	3-16	.188	4-6	.667	3	9	12	2.4	10	0	6	6	0	1	45	9.0				
3	WASHINGTON, Tru	6-6	160:16	26.7	18-50	.360	8-23	.348	7-14	.500	3	14	17	2.8	8	0	10	8	2	4	51	8.5				
4	DOTSON, Kayde	6-0	31:54	5.3	5-14	.357	4-8	.500	0-0	.000	0	2	2	0.3	5	0	2	2	1	5	14	2.3				
24	MILICEVIC, Jovan	6-0	53:08	8.9	4-10	.400	3-7	.429	3-4	.750	1	5	6	1.0	8	0	2	0	0	1	14	2.3				
1	APPELHANS, Braden	6-1	75:35	12.6	4-15	.267	4-14	.286	0-0	.000	1	3	4	0.7	3	0	4	1	2	4	12	2.0				
6	ALLY ATIKI, Atiki	6-0	35:43	6.0	3-7	.429	0-0	.000	2-3	.667	4	4	8	1.3	10	0	1	3	2	4	8	1.3				
7	SACKO, Ibrahima	3-0	08:14	2.7	1-2	.500	0-0	.000	0-2	.000	2	1	3	1.0	2	0	1	0	0	1	2	0.7				
11	WEBB, Quinton	1-0	01:31	1.5	0-1	.000	0-1	.000	0-0	.000	0	0	0	0.0	0	0	0	0	0	0	0	0.0				
Team											17	13	30					3								
Total		6	1225		166-371	.447	39-122	.320	96-137	.701	67	173	240	40.0	106	0	86	71	32	46	467	77.8				
Opponents		6	1225		142-349	.407	44-120	.367	88-129	.682	50	158	208	34.7	112	2	78	77	38	41	416	69.3				

Team Statistics

	UNM	OPP
Scoring		
Points per game	77.8	69.3
Scoring margin	+8.5	-
Field goals-att		
Field goal pct	.447	.407
3 point fg-att		
3-point FG pct	.320	.367
3-pt FG made per game	6.5	7.3
Free throws-att		
Free throw pct	.701	.682
F-Throws made per game	16.0	14.7
Rebounds		
Rebounds per game	40.0	34.7
Rebounding margin	+5.3	-
Assists		
Assists per game	14.3	13.0
Turnovers		
Turnovers per game	11.8	12.8
Turnover margin	+1.0	-
Assist/turnover ratio	1.2	1.0
Steals		
Steals per game	7.7	6.8
Blocks		
Blocks per game	5.3	6.3
Winning streak		
Home win streak	3	-
Attendance		
Home games-Avg/Game	3-13569	3-4431
Neutral site-Avg/Game	-	0-0

Team Results

Date	Opponent		Score	Att.
12/04/2024	San Jose St.	W	83-77	10658
12/28/2024	at Colorado St.	W	76-68	4772
12/31/2024	at Fresno St.	W	103-89	5583
01/03/2025	Nevada	Wot	82-81	14622
01/07/2025	at Wyoming	W	61-53	2938
01/11/2025	San Diego St.	W	62-48	15428



2024-25 New Mexico Men's Basketball Combined Team Statistics All games

Page 1/1
as of Jan 11, 2025

Game Records

Record	Overall	Home	Away	Neutral
ALL GAMES	14-3	9-1	3-1	2-1
CONFERENCE	6-0	3-0	3-0	0-0
NON-CONFERENCE	8-3	6-1	0-1	2-1

Score by Periods

Team	1st	2nd	OT	TOT
New Mexico	661	745	22	1428
Opponents	570	647	27	1244

Team Box Score

No.	Player				Total		3-Point		F-Throw		Rebounds											
		GP-GS	MIN	AVG	FG-FGA	FG%	3FG-3FGA	3FG%	FT-FTA	FT%	OFF	DEF	TOT	AVG	PF	DQ	A	TO	BLK	STL	PTS	AVG
2	DENT, Donovan	17-17	579:39	34.1	113-228	.496	10-26	.385	89-116	.767	5	33	38	2.2	24	0	116	50	14	28	325	19.1
22	AMZIL, Mustapha	17-17	526:07	30.9	73-189	.386	24-87	.276	59-80	.738	31	73	104	6.1	41	0	25	26	17	15	229	13.5
23	JOSEPH, Nelly	17-17	508:30	29.9	80-150	.533	0-3	.000	55-84	.655	55	116	171	10.1	44	0	21	42	29	21	215	12.6
3	WASHINGTON, Tru	16-15	422:59	26.4	61-153	.399	22-57	.386	22-37	.595	22	43	65	4.1	32	1	29	24	3	28	166	10.4
0	NOLAND, CJ	16-7	339:09	21.2	49-123	.398	15-63	.238	24-35	.686	13	34	47	2.9	44	3	25	17	4	25	137	8.6
8	BOROVICANIN, Filip	17-11	329:44	19.4	38-80	.475	14-36	.389	11-18	.611	20	53	73	4.3	35	0	17	11	3	9	101	5.9
1	APPELHANS, Braden	17-1	211:26	12.4	24-52	.462	21-45	.467	6-9	.667	3	13	16	0.9	15	1	9	3	4	8	75	4.4
4	DOTSON, Kayde	17-0	151:38	8.9	21-49	.429	12-28	.429	8-14	.571	1	9	10	0.6	18	0	21	8	1	11	62	3.6
24	MILICEVIC, Jovan	16-0	122:56	7.7	17-32	.531	7-15	.467	8-12	.667	5	14	19	1.2	19	0	8	1	0	6	49	3.1
6	ALLY ATIKI, Atiki	16-0	152:32	9.5	20-33	.606	0-0	.000	5-12	.417	20	27	47	2.9	25	0	8	7	17	7	45	2.8
7	SACKO, Ibrahima	11-0	73:01	6.6	9-14	.643	1-3	.333	0-3	.000	3	11	14	1.3	16	0	1	6	4	4	19	1.7
11	WEBB, Quinton	8-0	32:18	4.0	2-6	.333	1-4	.250	0-1	.000	2	3	5	0.6	4	0	2	2	0	1	5	0.6
Total											43	32	75				7					
Total		17	3450		507-1109	.457	127-367	.346	287-421	.682	223	461	684	40.2	317	5	282	204	96	163	1428	84.0
Opponents		17	3450		437-1008	.434	136-369	.369	234-362	.646	168	453	621	36.5	339	7	251	274	77	121	1244	73.2

Team Statistics

	UNM	OPP
Scoring	1428	1244
Points per game	84.0	73.2
Scoring margin	+10.8	-
Field goals-att	507-1109	437-1008
Field goal pct	.457	.434
3 point fg-att	127-367	136-369
3-point FG pct	.346	.369
3-pt FG made per game	7.5	8.0
Free throws-att	287-421	234-362
Free throw pct	.682	.646
F-Throws made per game	16.9	13.8
Rebounds	684	621
Rebounds per game	40.2	36.5
Rebounding margin	+3.7	-
Assists	282	251
Assists per game	16.6	14.8
Turnovers	204	274
Turnovers per game	12.0	16.1
Turnover margin	+4.1	-
Assist/turnover ratio	1.4	0.9
Steals	163	121
Steals per game	9.6	7.1
Blocks	96	77
Blocks per game	5.6	4.5
Winning streak	7	-
Home win streak	4	-
Attendance	123072	25603
Home games-Avg/Game	10-12307	4-6401
Neutral site-Avg/Game	-	3-846

Team Results

Date	Opponent		Score	Att.
11/04/2024	Nicholls	W	91-84	10609
11/08/2024	vs UCLA	W	72-64	1497
11/12/2024	A&M-Corpus Christi	W	100-81	11160
11/17/2024	at St. John's (NY)	L	71-85	12310
11/21/2024	Grambling	W	80-58	10996
11/24/2024	Texas Southern	W	99-68	11286
11/28/2024	vs Arizona St.	L	82-85	732
11/29/2024	vs Southern California	W	83-73	310
12/04/2024	San Jose St.	W	83-77	10658
12/07/2024	New Mexico St.	Lot	83-89	15411
12/14/2024	Western N.M.	W	122-70	11419
12/18/2024	VCU	W	78-71	11483
12/28/2024	at Colorado St.	W	76-68	4772
12/31/2024	at Fresno St.	W	103-89	5583
01/03/2025	Nevada	Wot	82-81	14622
01/07/2025	at Wyoming	W	61-53	2938
01/11/2025	San Diego St.	W	62-48	15428