



# NEW MEXICO BASEBALL

## 2025 PRESEASON QUICK FACTS

### 2025 SCHEDULE

DATE	OPPONENT	TIME (MT)
2/14	vs. Austin Peay <sup>^</sup>	5:30 p.m.
2/15	vs. UC Irvine <sup>^</sup>	12:30 p.m.
2/16	vs. Seton Hall <sup>^</sup>	12:30 p.m.
2/18	Arizona	2 p.m.
2/21	<b>N. Colorado</b>	<b>2 p.m.</b>
2/22	<b>N. Colorado (DH)</b>	<b>12 p.m.</b>
2/23	<b>N. Colorado</b>	<b>12 p.m.</b>
2/25	<b>New Mexico State</b>	<b>6 p.m.</b>
2/28	<b>Rhode Island</b>	<b>2 p.m.</b>
3/1	<b>Rhode Island (DH)</b>	<b>12 p.m.</b>
3/2	<b>Rhode Island</b>	<b>12 p.m.</b>
3/7	Tarleton	5 p.m.
3/8	Tarleton (DH)	12 p.m.
3/9	Tarleton	11 a.m.
3/14	<b>UNLV*</b>	<b>6 p.m.</b>
3/15	<b>UNLV*</b>	<b>2 p.m.</b>
3/16	<b>UNLV*</b>	<b>12 p.m.</b>
3/18	Texas Tech	2 p.m.
3/21	Nevada*	TBA
3/22	Nevada*	TBA
3/23	Nevada*	TBA
3/25	<b>Grand Canyon</b>	<b>6 p.m.</b>
3/28	<b>Air Force*</b>	<b>6 p.m.</b>
3/29	<b>Air Force*</b>	<b>2 p.m.</b>
3/30	<b>Air Force*</b>	<b>12 p.m.</b>
4/1	New Mexico State	6 p.m.
4/4	Fresno State*	7 p.m.
4/5	Fresno State*	4 p.m.
4/6	Fresno State*	2 p.m.
4/8	<b>Texas Tech</b>	<b>2 p.m.</b>
4/11	<b>Washington St.*</b>	<b>6 p.m.</b>
4/12	<b>Washington St.*</b>	<b>2 p.m.</b>
4/13	<b>Washington St.*</b>	<b>12 p.m.</b>
4/15	New Mexico State	6 p.m.
4/17	UNLV*	TBA
4/18	UNLV*	TBA
4/19	UNLV*	TBA
4/22	<b>New Mexico State</b>	<b>6 p.m.</b>
4/25	<b>San Jose State*</b>	<b>6 p.m.</b>
4/26	<b>San Jose State*</b>	<b>2 p.m.</b>
4/27	<b>San Jose State*</b>	<b>12 p.m.</b>
5/2	San Diego State*	7 p.m.
5/3	San Diego State*	5 p.m.
5/4	San Diego State*	1 p.m.
5/9	Air Force*	1 p.m.
5/10	Air Force*	1 p.m.
5/11	Air Force*	12 p.m.
5/15	<b>Fresno State*</b>	<b>6 p.m.</b>
5/16	<b>Fresno State*</b>	<b>2 p.m.</b>
5/17	<b>Fresno State*</b>	<b>12 p.m.</b>
5/21-25	MW Tournament	—

<sup>^</sup> - MLB Desert Invitational - first two games hosted at Sloan Park (Mesa, AZ), with the third at Salt River Fields (Scottsdale, AZ).

\* - Mountain West Conference Game  
Home Games in **Bold**

### UNIVERSITY OF NEW MEXICO

Location	Albuquerque, N.M.
Founded	1889
Enrollment	8,800
Nickname	Lobos
Colors	Cherry and Silver
Affiliation	NCAA Division I
Conference	Mountain West
President	Garnett Stokes
Dir. of Athletics	Fernando Lovo
Faculty Rep.	Karen Gaudreault
Athletics Phone	(505) 925-5521
Ticket Ops.	(505) 925-5627

### BASEBALL STADIUM

Home Field	Santa Ana Star Field
Capacity	1,000
Dimensions	338 (LF); 408 (LC); 420 (CF); 408 (RC) 338 (RF)

### NEW MEXICO BASEBALL HISTORY

First Season	1899
Overall Record	1961-1813-18 (.520)
Overall MW Record	354-273-1 (.564)
Years in NCAA Postseason	6 (1962, 2010, '11, '12, '13, '16)
Conference Titles	7 (1962, 2000, '11, '12, '13, '14, '17)
Conference Tournament Titles	3 (2011, '12, '16)

### KEY POSITION PLAYER LOSSES

Player, Pos.	Avg.	R	H	2B	3B	HR	RBI
#2 Chase Weissenborn, INF	.313	14	30	4	0	2	21
#3 Devon Dixon, INF	.226	32	31	7	1	3	25
#8 Konner Kinkade, INF	.297	32	47	8	0	1	31
#18 Jake Holland, C	.381	47	64	15	2	17	60
#24 Kyle Smith, C	.288	28	32	8	0	3	24
#30 Reed Spenrath, 1B	.340	54	71	18	4	14	51

### KEY PITCHING LOSSES

Name, Pos.	ERA	APP	IP	W-L	SV	BB/K
#13 Brett Russell, SP	5.87	16	61.1	4-4	0	17/45
#23 Jaren Jackson, RP	8.75	24	47.1	3-5	1	28/49
#35 Arthur Steinkamp, RP	7.40	24	45.0	4-1	0	15/26
#40 Wil Bannister, RP	5.76	22	50.0	2-0	3	24/29

### TOP RETURNING POSITION PLAYERS

Player, Pos., Yr.	Avg.	R	H	2B	3B	HR	RBI
#4 Tye Wood, OF, Sr.	.325	44	52	8	4	3	32
#12 Will Asby, OF, Sr.	.333	59	71	17	2	12	59
#14 Akili Carris, INF, Jr.	.301	21	34	9	0	0	27
#15 Khalil Walker, OF, Sr.	.391	44	63	11	0	3	19
#43 Gene Trujillo, 1B/DH, So.	.304	13	14	3	0	4	13
#47 Ethan Ott, 1B/DH, Sr.	.329	18	28	7	0	4	23

### TOP RETURNING PITCHERS

Pitcher, Yr.	ERA	APP	IP	W-L	SV	BB/K
#6 Brian McBroom, RHP, Sr.	9.19	17	15.2	1-0	3	8/11
#27 David Lopez, RHP, Sr.	7.71	14	65.1	4-2	0	28/45
#31 Dayne Pengelly, RHP, Sr.	7.56	13	50.0	4-5	0	35/58
#33 Daxton Purser, LHP, Sr.	5.66	12	35.0	1-2	0	26/37
#34 Josh Barnhouse, RHP, Sr.	8.92	18	35.1	2-3	1	17/34
#39 Ryan Castillo, RHP, So.	11.95	10	20.1	1-3	0	6/22

### TOP NEWCOMERS

Name	Pos.	Yr.	'24 School
#3 Karsen Waslesfsky	INF	Jr.	South Mountain CC
#8 Diego Alvarez	RHP	Jr.	Pima CC
#10 Jordy Oriach	OF	Jr.	Frank Phillips College
#11 Matthew Cornelius	LHP	Sr.	Arizona State
#23 Ty Cunningham	RHP	Jr.	Vernon College
#35 Presley Monteforte	LHP	Jr.	Phoenix College
#49 Jack Messmore	RHP	Jr.	Delaware State

### COACHING STAFF

Head Coach	Tod Brown
Years at UNM	3rd season
Record at UNM	75-82 (3 yr.)
Overall Record	416-432 (17 yrs.)
Asst. Coach / Pitching	Michael Lopez
Years at UNM	3rd season
Asst. Coach / Recruiting	Matt Risdon
Years at UNM	2nd season
Asst. Coach (Hitting)	Justin Mitchell
Years at UNM	1st season
Dir. of Ops / Player Development	Tyler McPeak
Years at UNM	1st season
Athletic Trainer	Robert Rimorin

### 2024 REVIEW

Overall Record	28-26
MWC Record (Finish)	17-13 (2nd)
Home Record	18-10
Away Record	8-12
Neutral Record	2-4
Starters Returning/Lost	7/7
Pitchers Returning/Lost	10/8
Letterwinners Returning/Lost	24/33
Newcomers	18

# 2025 NUMERICAL ROSTER

NO.	NAME	POS.	HT.	WT.	B/T	YR.	HOMETOWN (PREV. SCHOOL)
2	Cooper Brass	INF	5-10	170	R/R	R-FR	Chandler, AZ (Hamilton HS)
3	Karsen Waslefsky	INF	6-0	190	R/R	JR	Gilbert, AZ (Casteel HS/South Mountain CC)
4	Tye Wood	OF	5-11	185	S/L	SR	Gardner, KS (Gardner Edgerton HS/Iowa Western)
5	Shane Miller	INF	6-1	190	L/R	FR	Gilbert, AZ (Higley HS)
6	Brian McBroom	RHP	6-0	180	R/R	SR	Oakley, CA (Freedom HS/Howard College)
7	Tommy White	RHP	6-4	210	R/R	JR	Albuquerque, NM (Cibola HS/Illinois/Pima CC)
8	Diego Alvarez	RHP	5-10	185	R/R	JR	Sahuarita, AZ (Sahuarita HS/Pima CC)
9	Josh McAlister	INF	6-2	195	R/R	SR	Homewood, IL (Flossmoor HS/Ohio St.)
10	Jordy Oriach	OF	6-5	225	L/L	JR	Haverhill, MA (Haverhill HS/Frank Phillips College)
11	Matt Cornelius	LHP	6-0	185	L/L	SR	Zuni, NM (St. Pius X/Pima CC/Arizona State)
12	Will Asby	OF	5-11	200	L/R	SR	Sacramento, CA (Jesuit HS/Sac. City Coll./San Francisco)
13	Matt Romero	LHP	6-0	195	L/L	SR	Albuquerque, NM (Sandia HS/New Mexico St.)
14	Akili Carris	INF	6-2	185	R/R	JR	Albuquerque, NM (La Cueva HS)
15	Khalil Walker	OF	5-10	170	L/L	SR	Mansfield, TX (Timberview HS/E. Arizona)
16	Grant Origer	RHP	6-3	225	R/R	FR	Parker, TX (Plano East HS)
17	Cristian Mogen	RHP	6-0	200	R/R	R-FR	Peoria, AZ (Centennial HS)
18	Beck Sullivan	RHP	5-11	180	R/R	FR	Waxahachie, TX (Waxahachie HS)
19	Justin Still	LHP	6-3	215	L/L	SR	Chandler, AZ (Perry HS)
20	Luke Banister	C	5-10	200	R/R	SR	Round Rock, TX (Hutto HS/Temple Coll./Cleveland Coll.)
22	Ben Baker-Livingston	RHP	6-2	185	R/R	R-JR	Richardson, TX (Plano East HS)
23	Ty Cunningham	RHP	6-3	215	R/R	JR	Iowa Park, TX (Iowa Park HS/Vernon College)
24	Brodey Williams	C	6-0	210	L/R	JR	Houston, TX (Barbers Hill HS/McLennan CC)
25	Luke Wiseman	RHP	6-0	215	R/R	R-JR	Wylie, TX (Wylie HS/Odessa College)
26	Luke Mansy	INF/OF	5-10	180	L/R	R-JR	San Diego, CA (St. Augustine HS/Santa Clara/Grossmont)
27	David Lopez	RHP	6-2	220	R/R	SR	Mission, TX (Sharyland Pioneer HS/Wharton County JC)
28	Charles Lavigne	RHP	6-5	210	L/R	FR	Blainville, Quebec (Ecole Saint-Gabriel HS)
29	Caleb Herd	C	5-9	185	R/R	JR	Vail, AZ (Cienega HS/Pima CC)
31	Dayne Pengelly	RHP	6-3	215	L/R	SR	Rio Rancho, NM (Cleveland HS/Embry-Riddle/Pima CC)
32	Sydney Ward	OF	6-0	240	R/R	JR	Albuquerque, NM (McKinney HS/Amarillo College)
33	Daxton Purser	LHP	6-1	225	L/L	SR	Providence, UT (Ridgeline HS/Salt Lake CC)
34	Josh Barnhouse	RHP	6-6	240	R/R	SR	Prosper, TX (Prosper HS/Crowder College)
35	Presley Monteforte	LHP	6-0	190	R/L	JR	Centennial, CO (Arapahoe HS/Phoenix College)
36	Elias Fiddler	UTL	6-0	200	R/R	JR	Durango, CO (Durango HS/Utah)
38	Blake Lehmbeck	RHP	6-1	225	R/R	SO	Tucson, AZ (Canyon Del Oro HS)
39	Ryan Castillo	RHP	6-2	195	R/R	SO	Los Lunas, NM (Los Lunas HS)
40	Leo Manfredi	C	6-0	215	R/R	FR	Los Gatos, CA (Los Gatos HS)
42	Blake Bell	RHP	6-4	215	R/R	FR	Phoenix, AZ (Mountain Pointe HS)
43	Gene Trujillo	1B	6-6	245	L/R	SO	Albuquerque, NM (St. Pius X)
44	Vascon Smith	OF	6-0	185	R/R	R-FR	Rio Rancho, NM (Rio Rancho HS)
47	Ethan Ott	1B/OF	6-2	215	R/R	SR	Chesapeake, VA (Greenbriar Christian/UNC Pembroke)
48	Andrew Neil	RHP/IF	5-11	185	L/R	SR	Oakley, CA (Freedom HS/Folsom Lake CC)
49	Jack Messmore	RHP	6-1	215	L/R	JR	Niceville, FL (Niceville HS/Delaware State)

## COACHING STAFF

Tod Brown <sup>1</sup> - Head Coach, 4th season  
Michael Lopez <sup>2</sup> - Assistant Coach, 4th season  
Matt Risdon <sup>3</sup> - Assistant Coach, 3rd season  
Justin Mitchell <sup>4</sup> - Assistant Coach, 2nd season  
Tyler McPeak - Dir. of Ops & Player Development, 1st season

<sup>1</sup> Coaches Third Base

<sup>2</sup> Pitching Coach

<sup>3</sup> Coaches First Base

<sup>4</sup> Hitting Coach

## PRONUNCIATIONS

#3 Karsen **Waslefsky** - Wah-sleff-skee  
#10 Jordy **Oriach** - Or-ee-ack  
#12 Will **Asby** - Az-bee  
#14 **Akili Carris** - Achille care-iss  
#15 **Khalil Walker** - Kuh-lil, not leel  
#27 **David Lopez** - Dahveed  
#31 Dayne **Pengelly** - Pen-ghell-ee (hard g)  
#38 Blake **Lehmbeck** - Lembeck  
#43 Gene **Trujillo** - True-hee-yo

# 2024 IN REVIEW / 2025 NOTES

New Mexico Baseball opens the 2025 season with neutral-site action at the MLB Desert Invitational in Arizona this weekend, squaring off with Austin Peay (Feb. 14) and UC Irvine (Feb. 15) at Sloan Park in Mesa, Ariz. before facing Seton Hall at Salt River Fields in Scottsdale on Feb. 16.

- The Lobos improved their overall record for the second year in a row in 2024 en route to their first Mountain West Tournament berth since 2017, going 28-26 and 17-13 in Mountain West play.
- UNM wrapped up the season ranked among the nation's most productive offensive teams, posting the seventh-highest team batting average (.319) in the nation while ranking among the Top 50 in team slugging (No. 31, .515), on-base percentage (No. 13, .421), doubles per game (No. 17, 2.24), triples per game (T-No.40, 0.30) and runs per game (No. 25, 8.4).
- Heading into Head Coach Tod Brown's fourth year at the helm, the Lobos return four of their top six batters by average - including 2024 MW batting and on-base leader Khalil Walker and fellow All-MW outfielder Will Asby - as well as three starting pitchers that saw significant weekend action last season in Dayne Pengelly (11 GS, 50 IP), David Lopez (11 GS, 65.1 IP) and Daxton Purser (7 GS, 35 IP).
- This season, with Washington State joining as an affiliate member for baseball, the Mountain West is an eight-team league for the first time since in conference's history. With the addition of the Cougars, the conference tournament will expand to six teams for the first time since 2016, when UNM last won the tournament to secure an automatic bid to the NCAA Tournament.
- This year's MW Baseball Championship will also be the first hosted at a neutral-site, set for May 21-25 in Mesa, Ariz.

## 2025 DIAMOND LOBOS

**OUTFIELD:** The Lobos have the best possible problem on their hands in the outfield, with three returning starters in Khalil Walker, Tye Wood and Will Asby as well as 2023 NJCAA All-American transfer Jordy Oriach (Frank Phillips College) in the mix to compete for a spot. In 2024, Walker led the MW in batting average (.391) and on-base percentage (.490) - ranking 20th and 43rd in the nation in those categories - with the lowest strikeout-to-walk ratio (30 BB/24 SO) among conference players in his first season as a Lobo. Asby ranked second in the league in runs scored (59), eighth in slugging (.601) and ninth in total hits (71), breaking the program record for single-season grand slams with four - he needs just one more to match Mark Wulfert's career record of five.

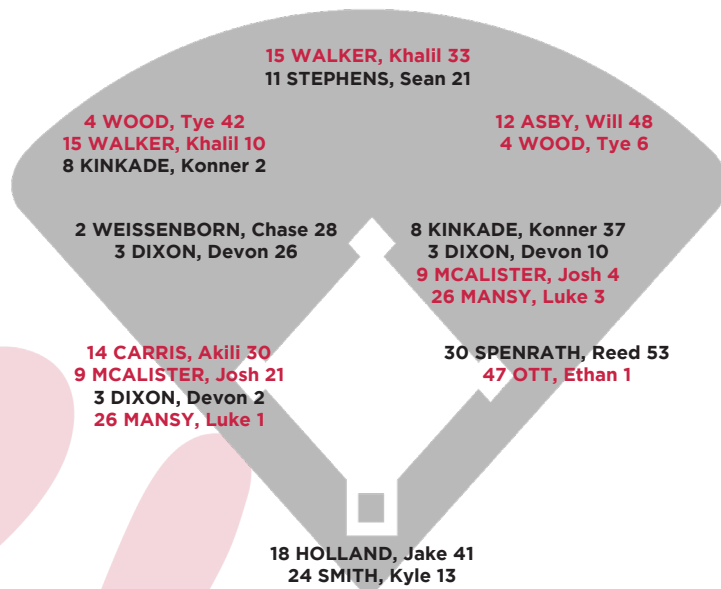
They're joined in the outfield by a productive switch-hitter in Wood (51 starts in 2024), who ranked 44th in the nation in on-base percentage (.488) and stole 20 bases last season, the second-most in the league and most by a Lobo in a single season since Josh Melendez in 2012 (23).

**INFIELD:** Lobos look to replace three crucial middle infielders that soaked up most of the reps at shortstop and second in 2024 - Chase Weissenborn, Devon Dixon and Konner Kinkade. After both splitting time at the hot corner last season, junior Akili Carris (.301 average, 30 GS) looks to slot in at third full-time with senior Josh McAlister (.287 average, 10 XBH, 25 GS) moving back to second base, where he played over two seasons at Ohio State (2021-22). Luke Mansy (14 GP/7 GS) and juco transfer Karsen Waslefsky (South Mountain CC) also look to get significant reps up the middle, with utility transfer Elias Fiddler (Utah) as another option with D-I experience. Cooper Brass - who redshirted last season as a true freshman - and freshman Shane Miller are also both in the mix for reps up the middle in their collegiate debut seasons.

**CATCHERS:** Luke Banister and Caleb Herd will both look to split time behind the dish -- Banister redshirted last season and Herd returns to UNM after spending his sophomore season at Pima CC.

**PITCHERS:** This year, all three projected weekend starters are senior returners that all got significant reps in 2024 in RHP Dayne Pengelly (11 GS, 50 IP), RHP David Lopez (11 GS, 65.1 IP) and LHP Daxton Purser (7 GS, 35 IP). Four other pitchers that saw crucial innings as midweek starters and/or trusty relievers also return - Brian McBroom (17 GP, 15.2 IP), Josh Barnhouse (18 GP, 35.1 IP), Ryan Castillo (10 GP, 20.1 IP) and Ben Baker-Livingston (2 GP, 6.0 IP) - with six transfer juniors and four freshmen joining them.

## DEFENSIVE STARTERS BY POSITION IN '24



## BY POSITION

**FIRST BASE (2):** Ott, Trujillo

**INFIELD (5):** Brass, Carris, Mansy,

McAlister, Miller, Neil

**OUTFIELD (6):** Asby, Walker, Ward, Oriach, Wood, Smith

**CATCHER (4):** Banister, Herd, Manfredi, Williams

**RHP (18):** Alvarez, Baker-Livingston, Barnhouse, Bell, Castillo, Mogen, Lopez, Lehmbeck, Origer, Pengelly,

Cunningham, Wiseman, White, Sullivan, Messmore, Lavigne, McBroom

**LHP (6):** Cornelius, Romero, Still,

Monteforte, Purser, Barnhouse

**UTL (1):** Fiddler

## BY CLASS

**TRUE FRESHMEN (6):** Bell, Lavigne, Manfredi, Miller, Origer, Sullivan

**REDSHIRT FRESHMEN (3):** Brass, Mogen, Smith

**SOPHOMORES (3):** Castillo, Lehmbeck, Trujillo

**JUNIORS (15):** Alvarez, Baker-Livingston, Carris, Cunningham, Fiddler, Mansy, Messmore, Monteforte, Oriach, Pengelly, Ward, Waslefsky, White, Williams, Wiseman

**SENIORS (15):** Asby, Banister, Barnhouse, Cornelius, Lopez, McAlister, McBroom, Neil, Ott, Pengelly, Purser, Romero, Still, Walker, Wood

## BY STATE

**Arizona (9):** Brass, Waslefsky, Miller, Alvarez, Mogen, Still, Lehmbeck, Bell, Herd

**California (5):** McBroom, Asby, Mansy, Neil, Manfredi

**New Mexico (8):** White, Cornelius, Romero, Carris, Castillo, Pengelly, Ward, Trujillo

**Texas (8):** Walker, Origer, Baker-Livingston, Lopez, Banister, Williams, Wiseman, Barnhouse

**Colorado (2):** Monteforte, Fiddler

**Illinois (1):** McAlister

**Kansas (1):** Wood

**Massachusetts (1):** Oriach

**Florida (1):** Messmore

**Utah (1):** Purser

**Virginia (1):** Ott

**Quebec, Canada (1):** Lavigne

## BREAKDOWN

Returners 24  
Newcomers 18

### POSITION PLAYERS

Starters Returning 5  
Starters Lost 4  
Lettermen Returning 8  
Lettermen Lost 8  
Newcomers 7 (6 TR, 1 FR)

### PITCHERS

Pitchers Returning 11  
Pitchers Lost 5  
Starters Returning 2/3  
Returners w/ 1+ GS in '24 7  
Returners w/5+ App. in '24 7  
Returners w/1+ App. in '24 10  
Newcomers 10 (6 TR, 4 FR)



# 2025 SCHEDULE

## FEBRUARY

DAY	DATE	OPPONENT	LOCATION	TIME (MT)
Friday	Feb. 14	Austin Peay <sup>^</sup>	Sloan Park (Mesa, Ariz.)	5:30 p.m.
Saturday	Feb. 15	UC Irvine <sup>^</sup>	Sloan Park (Mesa, Ariz.)	12:30 p.m.
Sunday	Feb. 16	Seton Hall <sup>^</sup>	Salt River Fields (Scottsdale, Ariz.)	12:30 p.m.
Tuesday	Feb. 18	Arizona	Hi Corbett Field (Tucson, Ariz.)	2 p.m.
<b>Friday</b>	<b>Feb. 21</b>	<b>N. Colorado</b>	<b>Santa Ana Star Field (Albuquerque, N.M.)</b>	<b>2 p.m.</b>
<b>Saturday</b>	<b>Feb. 22</b>	<b>N. Colorado (DH)</b>	<b>Santa Ana Star Field (Albuquerque, N.M.)</b>	<b>12 p.m.</b>
<b>Sunday</b>	<b>Feb. 23</b>	<b>N. Colorado</b>	<b>Santa Ana Star Field (Albuquerque, N.M.)</b>	<b>12 p.m.</b>
<b>Tuesday</b>	<b>Feb. 25</b>	<b>New Mexico State</b>	<b>Santa Ana Star Field (Albuquerque, N.M.)</b>	<b>6 p.m.</b>
<b>Friday</b>	<b>Feb. 28</b>	<b>Rhode Island</b>	<b>Santa Ana Star Field (Albuquerque, N.M.)</b>	<b>2 p.m.</b>

## MARCH

DAY	DATE	OPPONENT	LOCATION	TIME (MT)
<b>Saturday</b>	<b>Mar. 1</b>	<b>Rhode Island (DH)</b>	<b>Santa Ana Star Field (Albuquerque, N.M.)</b>	<b>12 p.m.</b>
<b>Sunday</b>	<b>Mar. 2</b>	<b>Rhode Island</b>	<b>Santa Ana Star Field (Albuquerque, N.M.)</b>	<b>12 p.m.</b>
Friday	Mar. 7	Tarleton	Tarleton Baseball Complex (Stephensville, Texas)	5 p.m.
Saturday	Mar. 8	Tarleton (DH)	Tarleton Baseball Complex (Stephensville, Texas)	12 p.m.
Sunday	Mar. 9	Tarleton	Tarleton Baseball Complex (Stephensville, Texas)	11 a.m.
<b>Friday</b>	<b>Mar. 14</b>	<b>UNLV*</b>	<b>Santa Ana Star Field (Albuquerque, N.M.)</b>	<b>6 p.m.</b>
<b>Saturday</b>	<b>Mar. 15</b>	<b>UNLV*</b>	<b>Santa Ana Star Field (Albuquerque, N.M.)</b>	<b>2 p.m.</b>
<b>Sunday</b>	<b>Mar. 16</b>	<b>UNLV*</b>	<b>Santa Ana Star Field (Albuquerque, N.M.)</b>	<b>12 p.m.</b>
Tuesday	Mar. 18	Texas Tech	Dan Law Field at Rip Griffin Park (Lubbock, Texas)	2 p.m.
Friday	Mar. 21	Nevada*	Don Weir Field at Peccole Park (Reno, Nev.)	TBA
Saturday	Mar. 22	Nevada*	Don Weir Field at Peccole Park (Reno, Nev.)	TBA
Sunday	Mar. 23	Nevada*	Don Weir Field at Peccole Park (Reno, Nev.)	TBA
<b>Tuesday</b>	<b>Mar. 25</b>	<b>Grand Canyon</b>	<b>Santa Ana Star Field (Albuquerque, N.M.)</b>	<b>6 p.m.</b>
<b>Friday</b>	<b>Mar. 28</b>	<b>Air Force*</b>	<b>Santa Ana Star Field (Albuquerque, N.M.)</b>	<b>6 p.m.</b>
<b>Saturday</b>	<b>Mar. 29</b>	<b>Air Force*</b>	<b>Santa Ana Star Field (Albuquerque, N.M.)</b>	<b>2 p.m.</b>
<b>Sunday</b>	<b>Mar. 30</b>	<b>Air Force*</b>	<b>Santa Ana Star Field (Albuquerque, N.M.)</b>	<b>12 p.m.</b>

## APRIL

DAY	DATE	OPPONENT	LOCATION	TIME (MT)
Tuesday	Apr. 1	New Mexico State	Presley Askew Field (Las Cruces, N.M.)	6 p.m.
Friday	Apr. 4	Fresno State*	Pete Beiden Field at Bob Bennett Stadium (Fresno, Calif.)	7 p.m.
Saturday	Apr. 5	Fresno State*	Pete Beiden Field at Bob Bennett Stadium (Fresno, Calif.)	4 p.m.
Sunday	Apr. 6	Fresno State*	Pete Beiden Field at Bob Bennett Stadium (Fresno, Calif.)	2 p.m.
<b>Tuesday</b>	<b>Apr. 8</b>	<b>Texas Tech</b>	<b>Santa Ana Star Field (Albuquerque, N.M.)</b>	<b>2 p.m.</b>
<b>Friday</b>	<b>Apr. 11</b>	<b>Washington State*</b>	<b>Santa Ana Star Field (Albuquerque, N.M.)</b>	<b>6 p.m.</b>
<b>Saturday</b>	<b>Apr. 12</b>	<b>Washington State*</b>	<b>Santa Ana Star Field (Albuquerque, N.M.)</b>	<b>2 p.m.</b>
<b>Sunday</b>	<b>Apr. 13</b>	<b>Washington State*</b>	<b>Santa Ana Star Field (Albuquerque, N.M.)</b>	<b>12 p.m.</b>
Tuesday	Apr. 15	New Mexico State	Presley Askew Field (Las Cruces, N.M.)	6 p.m.
Thursday	Apr. 17	UNLV*	Earl E. Wilson Stadium (Las Vegas, Nev.)	TBA
Friday	Apr. 18	UNLV*	Earl E. Wilson Stadium (Las Vegas, Nev.)	TBA
Saturday	Apr. 19	UNLV*	Earl E. Wilson Stadium (Las Vegas, Nev.)	TBA
<b>Tuesday</b>	<b>Apr. 22</b>	<b>New Mexico State</b>	<b>Santa Ana Star Field (Albuquerque, N.M.)</b>	<b>6 p.m.</b>
<b>Friday</b>	<b>Apr. 25</b>	<b>San Jose State*</b>	<b>Santa Ana Star Field (Albuquerque, N.M.)</b>	<b>6 p.m.</b>
<b>Saturday</b>	<b>Apr. 26</b>	<b>San Jose State*</b>	<b>Santa Ana Star Field (Albuquerque, N.M.)</b>	<b>2 p.m.</b>
<b>Sunday</b>	<b>Apr. 27</b>	<b>San Jose State*</b>	<b>Santa Ana Star Field (Albuquerque, N.M.)</b>	<b>12 p.m.</b>

## MAY

DAY	DATE	OPPONENT	LOCATION	TIME (MT)
Friday	May 2	San Diego State*	Tony Gwynn Stadium (San Diego, Calif.)	7 p.m.
Saturday	May 3	San Diego State*	Tony Gwynn Stadium (San Diego, Calif.)	5 p.m.
Sunday	May 4	San Diego State*	Tony Gwynn Stadium (San Diego, Calif.)	1 p.m.
Friday	May 9	Air Force*	Falcon Baseball Field (U.S. Air Force Academy, Colo.)	1 p.m.
Saturday	May 10	Air Force*	Falcon Baseball Field (U.S. Air Force Academy, Colo.)	1 p.m.
Sunday	May 11	Air Force*	Falcon Baseball Field (U.S. Air Force Academy, Colo.)	12 p.m.
<b>Thursday</b>	<b>May 15</b>	<b>Fresno State*</b>	<b>Santa Ana Star Field (Albuquerque, N.M.)</b>	<b>6 p.m.</b>
<b>Friday</b>	<b>May 16</b>	<b>Fresno State*</b>	<b>Santa Ana Star Field (Albuquerque, N.M.)</b>	<b>2 p.m.</b>
<b>Saturday</b>	<b>May 17</b>	<b>Fresno State*</b>	<b>Santa Ana Star Field (Albuquerque, N.M.)</b>	<b>12 p.m.</b>
Wed. - Sun.	May 21-25	MW Tournament <sup>#</sup>	Sloan Park (Mesa, Ariz.)	

<sup>^</sup> - MLB Desert Invitational | \* - Mountain West Conference Game | <sup>#</sup> - if UNM finishes among Top Six in MW Standings | Home Games in **Bold**



## TOD BROWN

### HEAD COACH

In the 2022 season — Brown's first season in Albuquerque — UNM went 21-33 and finished sixth in the MW standings, with Lenny Junior Ashby and Jeffrey David named to the All-MW Second Team.

#### PRIOR TO UNM

Brown came to New Mexico after a successful 14 years and 341 wins with North Dakota State, where he currently sits as the second-winningest coach in program history and is the all-time leader in wins per season (24.4). In 2021, Brown led the Bison to the 2021 NCAA Tournament, winning its first Division I postseason game 6-1 over Mountain West opponent Nevada. In the same season, NDSU broke a school record with 20 Summit League victories, besting the previous record of 19 set by his 2017 team, and posted an overall record of 42-19. The Bison also led the nation with 25 road wins and set new school records in strikeouts (474) and putouts (1,567) in a single season.

Brown is no stranger to winning as he owns the two highest single season win totals in NDSU history (42 wins in 2021, 40 wins in 2012), and the only two 40+ win seasons by the program. Brown also owns three of the top-five single-season win totals in NDSU history. Under Brown's leadership, NDSU has played in five Summit League championship games, winning it outright in 2021 and 2014, and qualified for the league's baseball championship eight out of the last 11 years.

Brown took the helm of NDSU in 2008 and turned around a program that had faced three consecutive losing seasons, posting just 38 wins from 2005-07. In 2012, NDSU won a then-school-record 40 games, including an 8-2 win over a No. 5-ranked Arizona team that went on to win the 2012 College World Series. North Dakota State had a school-record .973 fielding percentage and posted a team ERA of 3.38, which was the program's lowest ERA in 37 years.

In 2016, the Bison posted a 29-25 overall record and set a new record for home wins at Newman Outdoor Field with 17 victories. In addition, North Dakota State set a new single season record in saves (17). NDSU defeated No. 19-ranked Minnesota on April 26 in Fargo, marking the second-ever win over an NCAA Division I top-25 opponent.

In the Summit League, Brown has coached two Summit League Players of the Year, one Summit League Newcomer of the Year, 46 All-Summit League selections, 22 Summit League Players of the Week, and 30 Summit League Pitchers of the Week. Under his leadership, Brown has also led players to two Collegiate Baseball Freshmen All-America selections and two College Baseball National Players of the Week.

Not only does Brown produce talent on the field, but also in the classroom. During his tenure at NDSU, Brown has had three NCAA Postgraduate Scholarship Winners, one Senior CLASS Award All-America, one CoSIDA Academic All-America Athlete of the Year, nine CoSIDA Academic All-America selections, 11 CoSIDA Academic All-District selections, one Summit League Scholar-Athlete of the Year, 16 Summit League Academic All-League selections, and was twice honored by NCAA with Public Recognition for perfect APR scores (2012-13 and 2015-16).

The Tucson, Ariz. native, was a left-handed pitcher for the Arizona Wildcats from 1989-94, leading the team in 1992 to a Pac-10 Championship. In 1993 he won six games and saved eight, setting a record with 35 appearances as Arizona fell one game short of the College World Series.

Brown then made a career out of coaching college ball in the northern tier of the country. He came to NDSU after eight seasons in Ohio as the pitching

## The Brown File

### Education

University of Arizona

1989-94

### Coaching Experience

2008-2021	Head Coach	North Dakota State
2022-Present	Head Coach	University of New Mexico

### Career Coaching Record (Year-By-Year)

School	Year	Record	Win Pct.
NDSU	2008	15-30	.333
NDSU	2009	16-28	.372
NDSU	2010	22-30	.423
NDSU	2011	22-32	.407
NDSU	2012	40-20	.667
NDSU	2013	26-27	.491
NDSU	2014	25-26	.490
NDSU	2015	21-30	.412
NDSU	2016	29-25	.537
NDSU	2017	31-25	.554
NDSU	2018	26-24	.520
NDSU	2019	19-24	.442
NDSU	2020*	8-9	.471
NDSU	2021	42-19	.689
<b>NDSU</b>	<b>14 yrs</b>	<b>341-350</b>	<b>.493</b>
UNM	2022	21-33	.390
UNM	2023	26-25	.541
UNM	2024	23-20	.548
<b>UNM</b>	<b>3 yrs</b>	<b>70-78</b>	<b>.476</b>
Career	17 yrs	411-428	.490

## COACH BROWN VS. 2025 OPPONENTS

Opponent	Overall	UNM	Last
Air Force	7-8	7-8	4/21/24
Arizona	2-13	1-3	4/2/24
Austin Peay	0-0	0-0	--
Fresno State	8-7	8-7	4/14/24
Grand Canyon	0-3	0-2	3/14/23
Nevada	9-7	8-7	5/12/24
New Mexico St.	7-4	7-4	4/30/24
N. Colorado	20-14	0-0	2/25/23
Oregon State	1-5	1-4	2/19/23
Rhode Island	0-0	0-0	--
Sam Houston	0-2	0-2	4/7/24
San Diego State	4-11	4-11	4/28/24
San Jose State	6-9	6-9	5/18/24
Seton Hall	0-0	0-0	--
Tarleton	0-0	0-0	--
Texas Tech	3-5	3-5	3/5/24
UC Irvine	0-0	0-0	--
UNLV	7-8	7-8	5/5/24
Washington St.	0-0	0-0	--

coach and recruiting coordinator for Bowling Green State University.

During this time, he recruited or helped develop eight players who have reached the major leagues, including former UNM pitching standout Jamie Vermilyea, who played for the Lobos from 2001-03. This list also includes Jay Flaa, who made his MLB debut this year, J.J. Hardy and pitcher Tim Wood from Sabino High School, in Tucson, Ariz., outfielder Shelley Duncan and pitchers Josh Pearce and Ben Diggins at the University of Arizona, and pitcher Burke Badenhop and outfielder Nolan Reimold from Bowling Green.

After two years as the pitching coach at Sabino High School in Tucson, Ariz., Brown began his collegiate coaching career in 1999 as a volunteer assistant for Arizona. He worked with pitchers and

catchers and was the first-base coach for the Wildcats, who qualified for an NCAA regional.

Brown was also a head coach for the San Francisco Seals of the California Coastal Collegiate League in the summer of 1999, compiling a 43-29 record and making a fourth-place finish in the National Baseball Congress World Series.

Tod and his wife Janet have a 23-year old son, Brooks, and a 20-year old daughter, Blake.

The Lobos have improved their win percentage both in and out of conference play in the last two seasons under Brown's tutelage, most recently wrapping up the 2024 season with the most wins (28), most MW wins (17) and best MW finish (2nd) since 2017 to punch their ticket to the conference tournament for the first time since that season. The last time UNM increased its winning percentage over three consecutive seasons was 2012-2014. It was also the second year in a row in which the Lobos outperformed their conference preseason rank — they were picked to finish 7th in the conference in 2023 and finished fifth before being picked to finish fifth this year and concluding the season one game out of a regular season championship. They were one of just two MW teams to finish the season above .500.

At the conclusion of the 2024 regular season, UNM ranked No. 8 in the nation in batting average (.319), No. 15 in the nation in double plays (51) and No. 17 in doubles per game (2.24). The Lobos led the MW in nearly every offensive category that season, with a slugging percentage of .515 that tied for the 10th-best in program history (No. 35 in the nation) and an on-base percentage of .421 that was also 10th-best in program history and No. 15 in the nation.

Jake Holland was named MW Co-Player of the Year and ABCA All-Region Second Team following the season, with four Lobos making the All-MW team (most since 2017) and UNM taking home eight MW weekly awards (most since 2013).

In Brown's second season at the helm, the Lobos posted their best winning percentage in a full season since 2017 (.510), finishing fifth in the Mountain West standings (26-25, 13-17 MW) and leading the league in a variety of categories including team batting average (.328), runs (441), RBI (411), triples (24), home runs (87), slugging % (.559) and on-base % (.406). UNM also improved from a 9.06 ERA as a team in Brown's first season to a 5.95 ERA — the program's lowest in a single season since 2016 — while averaging only 3.20 walks per nine innings, its fewest since 2014. Following the completion of that season, RHP Isaac Gallegos became the first UNM player coached by Brown to be selected in the MLB Draft, going in the 16th Round to the Atlanta Braves.

The 2023 Lobos ranked in the Top 10 in the country in a variety of team statistical categories:

No. 3 in Batting Average (.329)  
No. 9 in Double Plays per Game (0.94)  
No. 5 in Doubles Per Game (2.45)  
No. 10 in Runs per Game (8.60)  
No. 4 in Slugging Percentage (.560)  
No. 5 in Triples (24) and Triples per Game (0.47)  
No. 10 in Walks Allowed per Nine Innings (3.20)  
Following the 2023 season, the Lobos also got three All-MW selections — first baseman Reed Spenrath was a first-team selection, while third baseman Dylan Ditzberger and left fielder Lenny Junior Ashby were second-team selections. Ditzberger went on to be named a CSC Academic All-American for his efforts on the field and in the classroom. Both UNM teams that Brown has coached (2022, 2023) have earned the ABCA Team Academic Excellence Award for their academic accomplishments.



## MICHAEL LOPEZ

### ASSISTANT COACH: PITCHING

Michael Lopez, who previously served as head coach at Howard Community College in Big Spring, Texas, joined the Lobos in the 2021-22 season as a pitching coach. Lopez joined the Lobo squad after spending two seasons at the helm of the Howard program, bolstering a 48-19 overall record.

In 2024, UNM's pitching staff struck out 394 batters in Lopez' third year — the most since 2019 and seventh-most in program history — and collected 10 saves, also the most since 2019. They finished the season with the most wins (28) since 2017 with a No.

2 seed in the MW Tournament, finishing one game away from a regular season championship. In the second season with Lopez coordinating UNM's pitching, the team's ERA improved from 9.06 to 5.95 — UNM's lowest since 2016. UNM pitchers under Lopez also posted their lowest WHIP (1.59) since 2015 and fewest walks per nine innings (3.20) since 2014 in the process, with RHP Isaac Gallegos selected in the 2023 MLB Draft following the season's completion. Under Lopez, two Howard Hawks were named to the 2021 All-Region V Baseball Team, including pitcher Kris Anglin, who led the league in strikeouts (103). Howard's Ethan Combes was second in the league in strikeouts, retiring 82 throughout the season. Prior to becoming the head coach of the Hawks, Lopez spent three years as an assistant coach under previous head coach, Rob Martinez.

During his time at Howard College, Lopez worked primarily with the pitchers and served as the recruiting coordinator. He has had over 40 players sign with Division I schools during his tenure, three players sign contracts with professional teams, and three players selected as NJCAA All-Americans.

Lopez originally came to Howard College after a one-year stint with a brand-new NAIA program, Marymount California University (MCU). During his one year at MCU, Lopez was named the associate head coach and helped with day-to-day recruiting.

In the first year of the program, Lopez helped the Mariners win the CAL PAC Conference Championship and reach the 2016 West Grouping Championship. Lopez had three players selected to the 2016 All-California Pacific Conference Team while also coaching the CAL PAC conference player of the year and the CAL PAC Freshman of the year.

Prior to coaching at Marymount California University, Lopez was the volunteer assistant coach for two seasons at the University of Arizona under head coach Andy Lopez. Lopez assisted with the pitchers during practices and helped run the bullpen during games. Off the field, his job consisted of preparing scouting reports on opposing teams, directing the Andy Lopez Baseball Camp, and assisting with recruiting.

Lopez's collegiate career in baseball includes four years (2009-2012) at the University of Arizona. Lopez was named captain of the 2012 team, which won the NCAA National Championship in Omaha, Nebraska.

Lopez graduated from The University of Arizona in 2013 with a bachelor's degree in family studies.



## MATT RISDON

### ASSISTANT COACH / RECRUITING COORDINATOR

Matt Risdon joined the Lobo Family in 2022 as a volunteer assistant coach, and he currently serves recruiting coordinator and assistant coach. Risdon was previously at Lenoir-Rhyne University for three seasons. Risdon was a Division I catcher at Western Illinois for two seasons and served on the coaching staff for the Fighting Leathernecks from August 2015-July 2019. At UNM, he has been primarily responsible for coaching fielders and hitters.

In 2023, Risdon-coached hitters posted UNM's highest team batting average since 2013 (.328) — good

for best in the conference and No. 3 in NCAA D-I — while leading the MWC in OPS, hits, runs, triples, RBI and home runs. The Lobos' .974 fielding percentage in 2022 was the second-best in program history and best in the MWC, and their 48 double plays turned was the most in the conference.

The Lobos put up similar numbers in 2024 en route to their best MW finish (2nd) and first MW Tournament berth since 2017 — at the end of the season, UNM ranked No. 7 in NCAA D-I in Batting Average (.319) and No. 13 in On Base Percentage (.421) as well as No. 17 in Doubles Per Game (2.24), No. 31 in Slugging Percentage (.515), No. 25 in Scoring (8.4), leading the MW in nearly every offensive category. The Lobos posted a .968 fielding percentage while

ranking No. 15 in the nation in Double Plays Per Game (0.94).

In 2022, Risdon helped Lenoir-Rhyne University to the best season in program history with a 46-13 overall record and a record 25 wins at home. The Bears would post a 19-game winning streak, the longest in program history, and were ranked as high as No. 11 in the nation. The Bears would capture just the third SAC Tournament title in program history and advanced to just the second NCAA Tournament appearance in team history. Risdon was the catching coach and assisted with hitting and recruiting. In 2022 the Bears broke multiple offensive records such as: home runs, runs, RBIs, walks, HBPs, hits, as well as many other team records. The Bears season was capped off with their senior catcher, Nick Clarno, signing with the Atlanta Braves.

Risdon began his coaching career as the Director of Baseball Operations with WIU in August 2015 and served in that role for one season before being named the program's graduate assistant. After finishing his Master in Sports Management in May 2017, Risdon earned the title of assistant coach and recruiting coordinator prior to the 2018 campaign. Risdon was primarily responsible for catchers and assisted with hitting and infielders while also serving as the third base coach. Risdon helped with defensive positioning and discussed hitting approach with players during game review. Risdon also helped with administrative duties such as: travel, team meals, fundraising, scouting, and monitoring student-athlete academic eligibility. Risdon played in 40 career games for Western Illinois. He earned his bachelor's degree in exercise science in 2015.



## JUSTIN MITCHELL

### ASSISTANT COACH: HITTING

Justin Mitchell joined the Lobo Family in August of 2023 and he serves as assistant coach. He coaches UNM's catchers as well as hitting for head coach Tod Brown.

In his first season as UNM's hitting coach, the Lobos wrapped up the regular season as the MW's statistical leaders in batting average (.323), slugging % (.521) and on-base % (.426) as well as runs (448), hits (588), RBI (415), total bases (947) and walks (285).

They ranked No. 8 in the nation in average at the conclusion of the season.

Mitchell spent the 2023 season as a graduate assistant coach at K-State under Pete Hughes. The 2023 Wildcats went 35-24 and advanced to the semifinals of the Big 12 Championship. His G.A. stint came after he played one season at K-State, hitting .308 with five homers and 22 RBIs over 52 games, playing catcher as a grad transfer. Mitchell played four seasons at Oklahoma, where he graduated. Over his time he played in 116 games, hitting .261 with two homers and 38 RBIs. He recorded 991 career putouts as a catcher.

He graduated from Oklahoma in 2022.



# TEAM SINGLE-GAME RECORDS

## AT-BATS

58	vs. New Mexico St.....	2/9/02
57	vs. Fresno St.....	4/1/99
56	vs. Air Force .....	5/14/09
56	vs. Binghamton .....	3/7/09
56	vs. Air Force .....	5/2/03
55	vs. Fresno St.....	4/9/16
54	vs. Hawaii.....	3/14/97
54	vs. New Mexico St.....	2/24/72
53	vs. Oklahoma St.....	2/16/13
53	vs. Coppin St.....	4/18/10
53	vs. New Mexico St.....	3/30/99
53	vs. Colorado St.....	3/17/73
53	vs. Northern Colorado.....	2/27/05

## RUNS

31	vs. UNLV (G2).....	3/9/24 (W, 31-15)
31	vs. Air Force .....	4/17/04 (W, 31-11)
30	vs. Northern Colo. 2/24/23 (W, 30-1)	
30	vs. Binghamton .....	3/7/09 (W, 30-2)
29	at UNLV.....	3/24/17 (W, 29-8)
29	vs. Coppin St.....	4/18/10 (W, 29-3)
28	vs. N.M. Highlands. 2/9/03 (W, 28-5)	
28	vs. N.M. St.....	3/30/99 (W, 28-18)
27	vs. Fresno St.....	4/1/99 (W, 27-26)
27	vs. Rice .....	4/12/98 (W, 27-26)
27	vs. Iowa .....	3/24/85 (W, 27-13)
27	vs. Creighton.....	3/26/71 (W, 27-5)
26	vs. Air Force .....	4/12/08 (W, 26-9)
26	vs. Air Force .....	4/14/06 (W, 26-11)
26	vs. Utah.....	3/13/93 (W, 26-8)

## HITS

32	vs. Fresno St.....	4/1/99
31	vs. Binghamton .....	3/7/09
30	vs. Hawaii.....	3/14/97
29	vs. UNLV (G2).....	3/9/24
29	vs. Coppin St.....	4/18/10
29	vs. Air Force .....	4/17/04
28	vs. Northern Colo. ....	2/24/23
28	at Air Force.....	3/4/17
28	vs. Air Force .....	4/12/08
28	vs. New Mexico St.....	3/30/99
27	vs. Air Force .....	5/2/03
26	vs. San Diego St.....	5/26/12
26	vs. Northwestern .....	2/22/97
26	vs. Washington.....	3/26/95

## RBI

28	vs. UNLV (G2).....	3/9/24
28	vs. Coppin St.....	4/18/10
28	vs. Binghamton .....	3/7/09
28	vs. Air Force .....	4/17/04
27	vs. Northern Colo. ....	2/24/23
27	vs. Iowa .....	3/24/85
26	vs. Air Force .....	4/12/08
26	vs. N.M. Highlands.....	2/9/03
26	vs. New Mexico St.....	3/30/99
26	vs. Rice .....	4/12/98
25	vs. Air Force .....	4/14/06
24	vs. UNLV .....	3/24/17
24	vs. Fresno St.....	4/1/99
24	vs. Utah.....	4/23/94

## DOUBLES

13	vs. N.M. Highlands.....	2/9/03
10	vs. Coppin St.....	4/18/10
9	at Nevada.....	4/21/13
9	vs. Northern Colorado.....	3/5/06
9	vs. Utah.....	3/16/02
9	vs. UNLV .....	4/4/98
8	at New Mexico State.....	3/29/22
8	vs. Fresno St.....	3/31/17
8	vs. San Jose St.....	5/9/15
8	vs. San Jose St.....	5/10/15
8	vs. San Diego St.....	3/17/00
8	vs. Fresno St.....	4/1/99
8	vs. Rice .....	4/12/98
8	vs. UTEP.....	4/18/80
8	vs. Southern Colorado.....	5/17/75

## TRIPLES

7	vs. Southern Colorado.....	3/27/76
6	vs. TAMU-CC.....	2/21/09
6	vs. Hartford.....	3/16/86
5	vs. Holy Cross .....	2/25/22
4	vs. Coppin St.....	4/18/10
4	vs. ENMU.....	4/30/97
4	vs. Colorado St.....	3/20/75
4	vs. NE Illinois .....	4/18/78
4	vs. UTEP.....	5/11/73
4	vs. Northern Illinois.....	3/27/72

## HOME RUNS

10	vs. New Mexico St.....	3/30/99
8	vs. Air Force .....	4/12/08
8	vs. Air Force .....	4/18/04
7	vs. Fresno State .....	4/29/23
6	vs. Air Force .....	5/6/17
6	vs. Binghamton .....	2/18/17
6	vs. Fresno St.....	4/9/16
6	vs. Air Force, .....	4/13/06 (Game 2)
6	vs. Air Force, .....	4/17/04
6	vs. UNLV .....	5/9/99
6	vs. Rice .....	4/12/98
6	vs. New Mexico St.....	2/25/98
6	vs. Utah.....	5/15/94
6	vs. Air Force .....	4/26/86
6	vs. Air Force .....	4/25/86

## TOTAL BASES

63	vs. New Mexico St.....	3/30/99
61	vs. Air Force .....	4/12/08
54	vs. Fresno St.....	4/1/99

## WALKS

17	vs. Hofstra (G1).....	3/2/24
17	at Hawai'i.....	2/21/16
16	vs. Air Force .....	4/17/04
15	vs. Fresno St.....	3/31/17
14	at UNLV.....	3/24/17
14	at Utah.....	4/4/87

## STOLEN BASES

9	vs. Wayland Baptist.....	4/13/94
8	vs. Maine.....	3/18/94
8	vs. New Mexico St.....	2/11/00
8	vs. Brigham Young .....	4/8/00
7	vs. New Mexico St.....	4/17/13
7	vs. Toledo .....	3/10/02
7	vs. N.M. Highlands.....	2/10/98
7	vs. Grand Canyon.....	5/4/96

## LONGEST GAME (Innings)

15	NMSU 4, UNM 3.....	2/9/02
15	UNM 10, Gonzaga 8.....	3/31/72
14	UNM 8, ENMU 7.....	2/5-6/96
14	UNM 9, Colorado St. 8.....	3/17/73

## NO-HIT GAMES (2)

Jim Kremmel.....	4/17/70
vs. Arizona (9 innings)	
Mike Connell .....	3/24/77
vs. N.M. Highlands (7 innings)	

# SANTA ANA STAR FIELD

Santa Ana Star Field has become one of the toughest places for opponents to play in college baseball as The University of New Mexico baseball team is 166-98-2 (.629) since returning to its former location on March 24, 2013 after nine seasons at Isotopes Park.

For decades the home of UNM baseball was known as Lobo Field, but thanks to a 10-year, \$1 million naming rights gift from Tamaya Enterprises, Lobo Field was rechristened Santa Ana Star Field on Dec. 11, 2015.

"We are delighted to strengthen our relationship with Tamaya Enterprises, who have been long-standing supporters of the Lobos," said former UNM Vice President for Athletics Paul Krebs. "The field naming rights is a great example of their commitment to the community and provides us an opportunity for Lobo Athletics to give back to the Pueblo of Santa Ana. The beneficiary of this field naming rights is not just our baseball program but our entire community and state." That was the second major announcement regarding the facility in a three-week span in 2015 as on Nov. 20, the UNM Board of Regents approved construction for the \$2.3 million R.D. and Joan Dale Hubbard Clubhouse.

"This has been a long process, but I want to thank the Hubbards, Scott Grady and his family, our administration, Vice President for Athletics Paul Krebs, and everyone on main campus that helped this project," UNM head coach Ray Birmingham said. "I could go on for hours thanking people because so many have helped make this possible." Santa Ana Star Field received a major upgrade that started before the 2013 season. It received a FieldTurf playing surface, upgraded scoreboard, dugouts, bullpens, and bleachers as a part of the first phase of the Santa Ana Star Field renovation. Further renovations and phases will enhance the concessions areas, the fan plaza between Santa Ana Star Field and the softball field, the press box and



the bleachers. Lights were installed in the fall of 2013.

"We have lights because of (former Lobo) Dee Dennis and a bunch of guys who chipped in to help me and Dee do this," Birmingham said. "This is Lobo Field. This is (the state of) New Mexico's baseball field, at least that's how I feel about it. ... There will not only be Lobo games on here, but there will also be state championship games here. We hope to bring in some great big tournaments over the years to this city and let our kids experience the world. We think New Mexico kids can get the rest of the experiences that the rest of

## UNM ALL-TIME AT S.A.S. FIELD

YEAR	W	L	T	PCT.
2013	14	2	0	.875
2014	23	8	1 <sup>R</sup>	.734
2015	20	10	0	.667
2016	19	8	0	.704
2017	19	10	0	.655
2018	11	14	1	.442
2019	14	16	0	.467
2020	9	1	0	.900
2021	9	6	0	.600
2022	11	13	0	.458
2023	17	10	0	.630
2024	18	10	0	.640
<b>TOTAL</b>	<b>184</b>	<b>108</b>	<b>2</b>	<b>.630</b>

the country has, then they will grow faster and realize they're as good as anybody."

While now-ABCA Hall of Famer Rich Alday was UNM's head coach, his son Ambrose passed away at age 16 in 1995 from cancer. The Ambrose Alday Memorial Scholarship Fund was set up at New Mexico, and UNM's hitting facility was officially named in their honor ahead of UNM's home game on Feb. 23, 2024, with Norma and the Alday family honored pregame.



# HITTING RECORDS

## At-Bats

**Game:** ..8.....Done 3 times  
Hank Garcia .....1972  
vs. Gonzaga (3/31)  
Chris Armstrong .....1999  
vs. Fresno St. (4/1)  
Josh Mader .....2003  
vs. Air Force (5/2)

**Season:**..275....Tony Cairns .....(2001)

**Career:**...960...Daniel Stovall..... (2004-07)

## Runs

**Game:** ....6.....Done 6 times  
Justin Howard .....2010  
vs. Coppin St. (4/18)  
Dane Hamilton .....2009  
vs. Binghamton (3/7)  
Brian Cavazos-Galvez..2009/08  
vs. AF (5/16) & (4/12)  
Sean Murray .....2004  
vs. Air Force (5/15)  
Lon Yamaguchi .....1998  
vs. N.M. St. (2/25)

**Season:**..86.....Jim Fregosi ..... (1985)

**Career:**...248 ...Lon Yamaguchi.... (1996-99)

## Hits

**Game:** ....6.....Done 8 times  
John Pustay .....2012  
at Air Force (4/5)  
Justin Howard .....2010  
vs. Coppin St. (4/18)  
Mike Brownstein .....2009  
vs. Air Force (5/14)  
Dane Hamilton .....2009  
vs. Binghamton (3/7)  
Brian Cavazos-Galvez 2008  
vs. Air Force (4/12)  
Cory Robbins .....1999  
vs. N.M. St. (3/23)  
Ronnie Meng .....1995  
vs. Nebraska (3/19)  
Aaron Santini .....1993  
vs. Regis (3/6)

**Season:**..125 ....Keith Hagman .....(1980)

**Career:**...340 ..Travis Young ..... (1994-97)

## RBI

**Inning:**....8.....Jonathan Gallegos.....1993  
vs. Utah (3/13)

**Game:** ....10.....Brian Cavazos-Galvez 2008  
vs. Air Force (4/12)  
Mark Gulseth .....1992  
vs. San Diego St. (4/19)

**Season:**..95.....Keith Hagman .....(1980)

**Career:**...226....Daniel Stovall ..... (2004-07)

## Doubles

**Game:** ....4 .....Done 4 times  
Justin Howard .....2010  
vs. San Diego St. (5/2)  
Justin Howard .....2010  
vs. Coppin St. (4/18)  
Joe Salas .....2004  
vs. Air Force (4/17)  
Dusty Young .....2003  
vs. N.M. Highlands (2/9)

**Season:**..35.....Robert Gonzales .....(1998)

**Career:**....78.....DJ Peterson ..... (2011-13)  
Daniel Stovall..... (2004-07)

## Triples

**Game:** ....3.....Jim Economides .....1957  
vs. Denver

**Season:**..17 .....Keith Hagman ..... (1980  
(NCAA record)

**Career:**...31.....Larry Harrison .....(1980-83)

## Home Runs

**Game:** ....4 .....Brian Cavazos-Galvez .2008  
vs. Air Force (4/12)

**Season:**..25 .....Chris Alexander ..... (2003)

**Career:**....53.....Aaron Sisk..... (1998-00)

## Grand Slams

**Game:** ....2.....Reed Spennath .....2024  
vs. Nevada (5/10)  
Mark Gulseth .....1992  
vs. San Diego St. (4/19)

**Season:**..4 .....Will Asby .....(2024)

**Career:**....5.....Mark Wulfert ..... (1993-95)

## Total Bases

**Game:** ....19 .....Brian Cavazos-Galvez .2008  
vs. Air Force (4/12)

**Season:**..207 ....Keith Hagman ..... (1980)

**Career:**...550 ...Daniel Stovall ..... (2004-07)

## Stolen Bases

**Game:** ....5.....Cory Robbins .....1998  
vs. N.M. Highlands (2/10)

**Season:**..56.....Luke Oglesby .....(1993)

**Career:**...123....Travis Young ..... (1994-97)

## Walks

**Game:** ....5.....Done 2 times  
DJ Peterson.....2013  
vs. UC Riverside (3/9)  
Luke Oglesby .....1993  
vs. Texas Tech (2/25)

**Season:**..56.....Mike Foote .....(1980)


**Career:**...152....Lon Yamaguchi ....(1996-99)

## Hit by Pitch


**Game:** ....3.....Done 3 times:  
Jared Holley .....2013  
vs. LaSalle (3/5)  
Jordan Pacheco .....2006  
vs. New Mexico St. (2/28)  
Paul Huitt .....1990  
vs. N.M. Highlands (2/28)

**Season:**..19 .....Aaron Santini .....(1992)

**Career:**...40.....Jared Holley ..... (2013-16)



Aaron Sisk holds UNM's all-time career home run record with 53 overall.



Keith Hagman holds the NCAA record for season batting avg. (.551) and triples (17).

# PITCHING RECORDS

## APPEARANCES (Season)

32	Joe Coleman	1987
31	Hobie McClain	2013
	Joe Salas	2004
29	Taylor Duree	2014
	Gabe Aguilar	2013
	Josh Walker	2013
	Joe Warren	1988
27	Christian Tripp	2016
	Cole White	2009
	David Waites	1997
	Bill Irwin	1971

## APPEARANCES (Career)

80	Carson Schneider	2014-17
77	Taylor Duree	2013-16
75	Joe Coleman	1985-88
72	Alex Estrella	12-13 '15-16
	Victor Sanchez	2013-16
71	Christian Tripp	2016-18
68	David Steinberg	1979-82
66	Gabe Aguilar	2009-10 '12-13
	Kevin Letz	2002-05
	Joe Salas	2001-04
65	Rudy Jaramillo	2009-12

## COMPLETE GAMES (Season)

10	Russell Alexanderson	1990
	Pat Fetty	1990
9	Rob Hoover	1979
	Arnie Marzullo	1972
8	Eddie Miguez	1999
	Ken Wilp	1983
7	Jim Serrano	1998
	Steve Paar	1988
	Keil Higgins	1982
	Pat Beilsmith	1975
	Kent Seaman	1975
	Jim Kremmel	1970

## COMPLETE GAMES (Career)

20	Rob Hoover	1976-79
19	Russell Alexanderson	86-87 '89-90
16	Pat Fetty	1990-91
15	Jim Kremmel	1968-71
14	Kent Seaman	1973-75
	Arnie Marzullo	1972-73
13	Steve Paar	1987-88
	Pat Beilsmith	1975-76
	Bob McAulay	1966-68
12	Dean Duane	1982-85

## GAMES STARTED (Season)

18	James Vermilyea	2002
17	Danny Ray Herrera	2006
	James Vermilyea	2003
	Chris Cooper	2001
	Chris Cooper	2000
	Eddie Miguez	1999
	Ken Wilp	1983
16	15 times	(last - Tyler Stevens 2016)

## GAMES STARTED (Career)

47	Rob Hoover	1976-79
45	Dean Duane	1982-85
44	Tyler Stevens	2015-17
	Danny Ray Herrera	04-06
42	Kurt Hildebrandt	1991-93 '95
	Rudy Jaramillo	2009-12
	Jim Kremmel	1968-71
40	James Vermilyea	2001-03
	Barry Kiess	1994-97
38	Joe Romero	1991-93
37	Ron Adair	1971-74
	Bob McAulay	1966-68

## WINS (Season)

14	Dean Duane	1985
11	Josh Walker	2013
10	Danny Ray Herrera	2006
	Luis Gonzalez	1996
	Rob Hoover	1979
9	Carson Schneider	2016
	Toller Boardman	2015
	Mike Albers	2000
	Chris Cooper	2000
	Jim Serrano	1998
	Chris Baum	1994
	Ron Adair	1972
	Jim Kremmel	1970
	Bob McAulay	1968

## WINS (Career)

27	Rob Hoover	1976-79
26	Josh Walker	2012-14
24	Bob McAulay	1966-68
23	Dean Duane	1982-85
22	Danny Ray Herrera	04-06
	Jim Kremmel	1968-71
21	Kurt Hildebrandt	1991-93 '95
20	Carson Schneider	2014-17
	Tyler Stevens	2015-17
	Rod Adair	1971-74

## WINNING PCT. (Season Min. 8 Dec.)

1.000	Dean Duane	1985
	(14-0)	
1.000	Danny Ray Herrera	2006
	(10-0)	
.917	Josh Walker	2013
	(11-1)	
.875	Jim Coleman	1994
	(7-1)	
.875	Chris Baum	1993
	(7-1)	
.818	Chris Baum	1994
	(9-2)	
.818	Bob McAulay	1968
	(9-2)	
.778	James Harrington	2016
	(7-2)	
.778	Luis Gonzalez	1995
	(7-2)	
.778	Jim Kremmel	1969
	(7-2)	

## WINNING PCT. (Career Min. 15 Dec.)

.773	Luis Gonzalez	1995-96
	(17-5)	
.750	Jim Coleman	1991-94
	(12-4)	
.743	Josh Walker	2012-14
	(26-9)	
.727	Bob McAulay	1966-68
	(24-9)	
.722	Don Miller	1972-75
	(13-5)	
.714	Carson Schneider	2014-17
	(20-8)	
.708	Chris Baum	1992-95
	(17-7)	
.704	Ralph Sallee	1966-68
	(19-8)	
.696	Justin Armbruster	2018-21
	(16-7)	
.688	Gary Jacobs	1969-70
	(11-5)	
.650	Arnie Marzullo	1972-73
	(13-7)	
.647	Danny Ray Herrera	2004-06
	(22-12)	

# 2024 MOUNTAIN WEST STATS

Record: 17-13 Home: 11-4 Away: 6-9 MW: 17-13

Date	Opponent	Score	Player	avg	gp-gs	ab	r	h	2b	3b	hr	rbi	bb	hbp	so	sb-att
*3/9	UNLV	w 7-6	18 HOLLAND, Jake	.417	29-29	115	36	48	9	2	12	45	16	4	19	0-0
*3/9	UNLV	w 31-15	15 WALKER, Khalil	.394	30-26	94	22	37	6	0	2	12	14	1	13	0-0
*3/10	UNLV	w 6-5	12 ASBY, Will	.355	30-30	124	39	44	11	2	5	35	19	3	14	1-2
*3/15	at Nevada	L 2-13	4 WOOD, Tye	.340	29-29	100	27	34	5	4	1	18	21	9	21	11-13
*3/16	at Nevada	L 3-4	2 WEISSENBORN,	.338	19-19	65	9	22	1	0	1	11	7	1	18	0-0
*3/17	at Nevada	w 10-8	30 SPENRATH, Ree	.336	30-30	122	34	41	8	2	11	35	23	1	36	5-5
*3/22	SAN JOSE STATE	L 13-16	14 CARRIS, Akili	.310	25-22	84	16	26	7	0	0	25	4	0	13	1-1
*3/23	SAN JOSE STATE	w 7-5	8 KINKADE, Konne	.275	26-23	91	19	25	5	0	0	13	6	5	13	0-0
*3/23	SAN JOSE STATE	w 17-4	3 DIXON, Devon	.242	28-18	66	19	16	3	1	1	17	19	1	13	1-1
*3/28	at San Diego State	w 5-2	-----													
*3/29	at San Diego State	L 6-8	43 TRUJILLO, Gene	.375	13-2	16	5	6	1	0	2	6	5	1	4	0-0
*3/29	at San Diego State	L 0-13	10 MUNGUIA, Austi	.333	3-0	3	0	1	0	0	0	0	0	0	1	0-0
*4/12	FRESNO STATE	L 5-10	47 OTT, Ethan	.326	17-13	46	13	15	4	0	3	12	7	3	10	0-0
*4/13	FRESNO STATE	L 19-23	9 MCALISTER, Josh	.310	11-8	29	9	9	1	0	3	8	7	0	10	0-0
*4/14	FRESNO STATE	w 6-2	24 SMITH, Kyle	.288	19-14	59	15	17	2	0	1	7	6	4	9	2-2
*4/19	at Air Force	L 3-12	11 STEPHENS, Sea	.188	19-6	32	7	6	1	0	0	6	2	3	10	1-1
*4/21	at Air Force	w 6-5	26 MANSY, Luke	.000	3-1	5	1	0	0	0	0	0	3	0	1	0-0
*4/21	at Air Force	L 7-18	48 NEIL, Andrew	.000	2-0	0	0	0	0	0	0	0	0	0	0	0-0
*4/26	SAN DIEGO STATE	w 8-4	Totals	.330	30	1051	271	347	64	11	42	250	159	36	205	22-25
*4/27	SAN DIEGO STATE	w 19-5	Opponents	.317	30	1071	237	340	78	10	36	218	117	38	207	21-25
*4/28	SAN DIEGO STATE	w 9-7														
*5/3	at UNLV	w 15-8	LOB - Team (247), Opp (246). DPs turned - Team (27), Opp (31). IBB - Team (1),													
*5/4	at UNLV	L 8-13	MCALISTER, J 1. Picked off - KINKADE, K. 2, WOOD, T. 1, WEISSENBORN 1, WALKER, K.													
*5/5	at UNLV	w 14-2	1.													
*5/10	NEVADA	w 16-0														
*5/11	NEVADA	L 0-2	Player	era	w-l	app	gs	cg	sh	sv	ip	h	r	er	bb	so
*5/12	NEVADA	w 11-5	31 PENGELLY, Dayn	5.13	2-2	7	7	0	0	0	33.1	39	22	19	21	37
*5/16	at San Jose State	L 7-8	13 RUSSELL, Brett	5.73	2-3	8	6	0	0	0	37.2	42	29	24	10	22
*5/17	at San Jose State	L 1-5	27 LOPEZ, David	7.53	3-2	9	8	0	0	0	43.0	58	41	36	16	28
*5/18	at San Jose State	w 10-9	-----													
			33 PURSER, Daxton	5.30	1-1	5	4	0	0	0	18.2	17	14	11	12	20
			40 BANNISTER, Wil	6.75	1-0	12	3	0	0	2	29.1	35	23	22	14	11
			35 STEINKAMP, Art	7.46	3-0	12	0	0	0	0	25.1	31	22	21	7	17
			23 JACKSON, Jaren	7.76	3-2	14	0	0	0	1	26.2	43	23	23	10	28
			34 BARNHOUSE, Jo	9.37	1-2	9	1	0	0	1	16.1	23	17	17	6	18
			39 CASTILLO, Ryan	11.08	1-1	6	1	0	0	0	13.0	27	17	16	2	18
			48 NEIL, Andrew	13.50	0-0	3	0	0	0	0	2.2	3	7	4	6	5
			29 HARDY, Wyatt	13.50	0-0	1	0	0	0	0	1.1	2	2	2	0	1
			19 STILL, Justin	21.60	0-0	6	0	0	0	0	3.1	9	8	8	6	1
			6 MCBROOM, Brian	23.14	0-0	7	0	0	0	0	4.2	11	12	12	7	1
			Totals	7.58	17-13	30	30	0	1	4	255.1	340	237	215	117	207
			Opponents	8.63	13-17	30	30	2	2	4	253.1	347	271	243	159	205

\* = Conference game

PB - Team (0), Opp (1). Pickoffs - Team (1), PURSER, D. 1, Opp (4). SBA/ATT - HOLLAND, J. (21-24), RUSSELL, B. (5-5), PENGELLY, D. (3-4), JACKSON, J. (3-3), CASTILLO, R. (2-3), BARNHOUSE, J (3-3), STEINKAMP, A (2-2), PURSER, D. (0-2), LOPEZ, D. (2-2), BANNISTER, W (1-1).

Score by innings	1	2	3	4	5	6	7	8	9	EX	Total
New Mexico	22	30	33	21	20	45	49	23	27	1	271
Opponents	26	25	23	32	33	15	29	21	33	0	237

Win-loss breakouts: Day 13-6; Night 4-7; vs Left 3-4; vs Right 14-9;  
1-run games 4-2; 2-run games 3-2; 5+run games 7-6; Extra inns 1-0; Shutouts 1-2.  
Current streak: Won 1; Longest winning streak: 4; Longest losing streak: 4.  
Attendance: Home 7292 (avg 520); Away 7616 (avg 507); Total 14908 (avg 514).



# 2024 MOUNTAIN WEST LEADERS

## TEAM BATTING

	g	avg	ab	r	h	2b	3b	hr	bb	so	sb-att
New Mexico	52	.323	1819	448	588	120	16	69	285	388	45-58
UNLV	52	.299	1840	413	551	120	15	65	242	397	23-32
Nevada	51	.294	1809	368	532	142	11	71	204	392	34-50
Air Force	52	.287	1754	353	504	102	19	58	217	464	91-110
Fresno State	55	.287	1865	372	535	130	12	67	194	362	37-52
San Diego State	54	.268	1856	296	498	108	13	41	180	495	33-48
San Jose State	53	.255	1832	326	468	90	21	68	226	496	13-25
Totals	18	.288	12775	2576	3676	812	107	439	1548	2994	276-375

## TEAM PITCHING

	g	era	w	l	sv	ip	h	r	er	bb	so
Fresno State	55	5.68	29	26	10	475.2	530	331	300	167	474
San Jose State	53	6.19	22	30	8	462.0	516	370	318	250	337
UNLV	52	6.44	26	25	8	450.0	561	366	322	196	385
Air Force	52	6.46	25	26	10	441.2	538	360	317	189	347
Nevada	51	6.78	25	26	7	445.0	484	370	335	262	438
San Diego State	54	7.30	17	37	8	466.1	481	436	378	363	494
New Mexico	52	7.74	28	24	10	444.0	596	428	382	231	379
Totals	184	6.65	172	194	61	3184.2	3706	2661	2352	1658	2854

## TEAM FIELDING

	g	po	a	e	pct	dp	pb	sba-att
Fresno State	55	1427	480	43	.978	43	4	28-38
Nevada	51	1335	476	50	.973	41	6	68-82
San Jose State	53	1386	453	58	.969	39	8	51-68
Air Force	52	1325	576	63	.968	39	9	45-64
New Mexico	52	1332	500	61	.968	50	4	60-69
UNLV	52	1350	457	61	.967	31	4	43-54
San Diego State	54	1399	409	70	.963	35	20	70-94
Totals	184	9554	3351	406	.969	278	55	365-469

## INDIVIDUAL BATTING

Min 2.5 AB/Team game	g	avg	ab	r	h	rbi	2b	3b	hr	bb
WALKER, K.-NM	48	.390	154	42	60	19	11	0	3	30
HOLLAND, J.-NM	42	.385	161	46	62	59	15	2	16	19
KRYSZCZUK-LV	52	.372	199	59	74	75	20	2	19	31
SCHMIDT-LV	43	.367	150	33	55	28	7	3	1	22
Jay Thomason-AF	52	.366	202	68	74	52	14	5	19	30
DORRAUGH, Hunter-SJ	44	.362	177	38	64	39	7	1	14	17
SALDIVAR, Eddie-FS	55	.354	229	54	81	32	18	4	7	17
HOPFE, Tommy-FS	55	.352	216	47	76	40	18	2	6	17
SPENRATH, R.-NM	52	.350	203	54	71	50	18	4	14	39
Charlie Jones-AF	37	.348	141	31	49	50	9	1	12	13
ASBY, W.-NM	52	.340	206	59	70	59	17	2	12	30
PEPPI, Rocco-FS	54	.330	209	43	69	56	16	0	14	7
HEFFT-LV	50	.328	198	47	65	33	12	3	3	24
MONTOYA, Shaun-SD	54	.327	220	50	72	17	9	2	3	20
WOOD, T.-NM	49	.327	153	44	50	32	7	4	3	39
Chase Spencer-AF	52	.325	203	45	66	31	11	4	5	26
WILSON, Nolan-NV	48	.323	201	35	65	50	20	2	7	9
CHARLES-LV	40	.320	181	46	58	32	11	2	10	14
HIGGINS-LV	50	.320	194	52	62	31	15	1	7	26
ACAL, Justin-NV	45	.314	169	35	53	26	20	1	5	15

## INDIVIDUAL PITCHING

Min 1.0 IP/Team game	app	era	w-l	sv	ip	h	r	er	bb	so
Seungmin Shim-AF	15	3.31	7-2	1	87.0	88	40	32	22	81
DOKTORCZYK, Jason-NV	13	3.95	6-4	0	84.1	79	41	37	22	91
SERRANO, Omar-SD	14	4.02	5-6	0	80.2	87	44	36	29	77
CATES-LV	14	4.08	6-5	0	90.1	103	41	41	15	107
Doyle Gehring-AF	22	4.70	1-3	9	53.2	53	32	28	16	54
ROSS, Ethan-SJ	17	4.91	6-5	0	77.0	87	50	42	43	67
RIDING, Jake-FS	17	5.07	4-5	0	60.1	59	36	34	13	55
DIXON, Jake-FS	14	5.22	5-3	0	70.2	89	47	41	26	71
BEAL, Noah-FS	14	5.37	3-4	0	68.2	80	47	41	21	75
THOMPSON, Micky-SJ	14	5.57	4-4	0	76.0	82	55	47	30	52
RUSSELL, B.-NM	15	5.80	4-3	0	54.1	56	42	35	15	40
Ben Weber-AF	15	6.16	5-3	0	64.1	73	51	44	22	40
SIMON-LV	13	6.47	5-3	0	55.2	62	45	40	27	32
CARDENAS, Xavier-SD	14	6.58	2-6	0	67.0	62	53	49	59	58
Dylan Rogers-AF	15	7.11	5-5	0	55.2	77	47	44	14	48

## HITS

SALDIVAR, Eddie-FS	81
HOPFE, Tommy-FS	76
Jay Thomason-AF	74
KRYSZCZUK-LV	74
MONTOYA, Shaun-SD	72

## RUNS SCORED

Jay Thomason-AF	68
ASBY, W.-NM	59
KRYSZCZUK-LV	59
HARDY, Theo-SJ	56
2 tied with 54 run(s) scored	

## RUNS BATTED IN

KRYSZCZUK-LV	75
ASBY, W.-NM	59
HOLLAND, J.-NM	59
PEPPI, Rocco-FS	56
BALL, Michael-NV	55

## DOUBLES

NEWTON, Ben-FS	24
BALL, Michael-NV	22
WILSON, Nolan-NV	20
ACAL, Justin-NV	20
KRYSZCZUK-LV	20

## TRIPLES

Jay Thomason-AF	5
HAMCHUK, Robert-SJ	5
7 tied with 4 triple(s)	

## HOME RUNS

KRYSZCZUK-LV	19
Jay Thomason-AF	19
HOLLAND, J.-NM	16
4 tied with 14 home run(s)	

## TOTAL BASES

Jay Thomason-AF	155
KRYSZCZUK-LV	155
SPENRATH, R.-NM	139
HOLLAND, J.-NM	129
SALDIVAR, Eddie-FS	128

## STOLEN BASES

	sb-att
Chase Spencer-AF	26-32
WOOD, T.-NM	20-23
Jay Thomason-AF	14-15
Aerik Joe-AF	12-16
2 tied with 10 stolen base(s)	

## STRIKEOUTS

	ip	so
CATES-LV	90.1	107
DOKTORCZYK, Jason-NV	84.1	91
Seungmin Shim-AF	87.0	81
SERRANO, Omar-SD	80.2	77
BEAL, Noah-FS	68.2	75

# 2024 MOUNTAIN WEST LEADERS

Hitting minimums - 1 Games 75% of Games 2.5 AB/Game 2.5 TPA/Game  
Pitching minimums - 1 Games 1.0 IP/Game

<b>Batting avg</b>		<b>Slugging pct</b>		<b>On base pct</b>	
1. New Mexico	.323	1. New Mexico	.521	1. New Mexico	.426
2. UNLV	.299	2. Nevada	.502	2. UNLV	.400
3. Nevada	.294	3. UNLV	.487	3. Air Force	.388
4. Air Force	.287	4. Fresno State	.477	4. Fresno State	.381
5. Fresno State	.287	5. Air Force	.466	5. Nevada	.372
6. San Diego State	.268	6. San Jose State	.439	6. San Jose State	.355
7. San Jose State	.255	7. San Diego State	.407	7. San Diego State	.349
<b>Runs scored</b>		<b>Hits</b>		<b>Runs batted in</b>	
1. New Mexico	448	1. New Mexico	588	1. New Mexico	415
2. UNLV	413	2. UNLV	551	2. UNLV	378
3. Fresno State	372	3. Fresno State	535	3. Fresno State	352
4. Nevada	368	4. Nevada	532	4. Nevada	347
5. Air Force	353	5. Air Force	504	5. Air Force	317
6. San Jose State	326	6. San Diego State	498	6. San Jose State	302
7. San Diego State	296	7. San Jose State	468	7. San Diego State	270
<b>Doubles</b>		<b>Triples</b>		<b>Home runs</b>	
1. Nevada	142	1. San Jose State	21	1. Nevada	71
2. Fresno State	130	2. Air Force	19	2. New Mexico	69
3. UNLV	120	3. New Mexico	16	3. San Jose State	68
New Mexico	120	4. UNLV	15	4. Fresno State	67
5. San Diego State	108	5. San Diego State	13	5. UNLV	65
6. Air Force	102	6. Fresno State	12	6. Air Force	58
7. San Jose State	90	7. Nevada	11	7. San Diego State	41
<b>Total bases</b>		<b>Total plate appearances</b>		<b>At bats</b>	
1. New Mexico	947	1. New Mexico	2213	1. Fresno State	1865
2. Nevada	909	2. Fresno State	2211	2. San Diego State	1856
3. UNLV	896	3. UNLV	2194	3. UNLV	1840
4. Fresno State	890	4. San Jose State	2156	4. San Jose State	1832
5. Air Force	818	5. San Diego State	2138	5. New Mexico	1819
6. San Jose State	804	6. Air Force	2103	6. Nevada	1809
7. San Diego State	755	7. Nevada	2102	7. Air Force	1754
<b>Walks</b>		<b>Hit by pitch</b>		<b>Strikeouts</b>	
1. New Mexico	285	1. Fresno State	104	1. San Jose State	496
2. UNLV	242	2. Air Force	83	2. San Diego State	495
3. San Jose State	226	3. UNLV	80	3. Air Force	464
4. Air Force	217	4. San Jose State	69	4. UNLV	397
5. Nevada	204	5. New Mexico	61	5. Nevada	392
6. Fresno State	194	6. San Diego State	60	6. New Mexico	388
7. San Diego State	180	7. Nevada	39	7. Fresno State	362
<b>Sac bunts</b>		<b>Sac flies</b>		<b>Stolen bases</b>	
1. Air Force	29	1. Nevada	31	1. Air Force	91
2. Fresno State	23	2. New Mexico	28	2. New Mexico	45
3. New Mexico	20	3. Fresno State	25	3. Fresno State	37
4. San Diego State	19	4. UNLV	23	4. Nevada	34
Nevada	19	5. San Jose State	21	5. San Diego State	33
6. UNLV	9	6. San Diego State	20	6. UNLV	23
7. San Jose State	8	Air Force	20	7. San Jose State	13
<b>Caught stealing</b>		<b>Steal attempts</b>		<b>Grounded into DP</b>	
1. Air Force	19	1. Air Force	110	1. Fresno State	36
2. Nevada	16	2. New Mexico	58	New Mexico	36
3. Fresno State	15	3. Fresno State	52	3. UNLV	32
San Diego State	15	4. Nevada	50	4. Nevada	24
5. New Mexico	13	5. San Diego State	48	5. San Diego State	23
6. San Jose State	12	6. UNLV	32	6. San Jose State	22
7. UNLV	9	7. San Jose State	25	7. Air Force	19

# 2024 OVERALL STATS

Record: 28-26 Home: 18-10 Away: 8-12 Neutral: 2-4 MW: 17-13

Date	Opponent	Score	Player	avg	slug	ob%	g	ab	r	h	2b	3b	hr	rbi	bb	so	sb	cs	e
2/16	vs #7 Oregon State	L 6-15	WALKER, Khalil	.391	.516	.490	50	161	44	63	11	0	3	19	30	24	2	3	3
2/17	vs CSU Bakersfield	w 4-3	HOLLAND, Jake	.381	.798	.445	44	168	47	64	15	2	17	60	20	30	0	0	2
2/18	vs Minnesota	L 2-11	SPENRATH, Reed	.340	.665	.452	54	209	54	71	18	4	14	51	41	60	5	0	5
2/19	vs CSU Bakersfield	w 6-2	ASBY, Will	.333	.601	.422	54	213	59	71	17	2	12	59	30	27	1	1	5
2/22	SOUTH DAKOTA STATE	L 5-11	WOOD, Tye	.325	.481	.488	51	160	44	52	8	4	3	32	39	40	20	4	5
2/23	SOUTH DAKOTA STATE	w 12-11	CARRIS, Akili	.301	.381	.331	34	113	21	34	9	0	0	27	6	22	1	0	3
2/24	SOUTH DAKOTA STATE	w 9-8	KINKADE, Konner	.297	.367	.384	47	158	32	47	8	0	1	31	15	25	1	0	5
2/24	SOUTH DAKOTA STATE	w 13-2	SMITH, Kyle	.288	.441	.416	36	111	28	32	8	0	3	24	16	21	2	1	2
3/1	HOFSTRA	L 9-10	DIXON, Devon	.226	.358	.359	50	137	32	31	7	1	3	25	27	34	1	0	9
3/2	HOFSTRA	L 15-16	-----																
3/2	HOFSTRA	w 11-7	OTT, Ethan	.329	.553	.431	30	85	18	28	7	0	4	23	12	26	0	0	0
3/3	HOFSTRA	w 9-6	WEISENBORN, C	.313	.417	.380	28	96	14	30	4	0	2	21	9	27	0	0	3
3/5	#17 TEXAS TECH	L 8-11	TRUJILLO, Gene	.304	.630	.400	25	46	13	14	3	0	4	13	7	16	0	0	0
*3/9	UNLV	w 7-6	STEPHENS, Sean	.300	.367	.417	39	90	18	27	2	2	0	14	13	17	9	5	1
*3/9	UNLV	w 31-15	MCALISTER, Josh	.287	.515	.365	31	101	20	29	3	1	6	19	12	31	3	0	10
*3/10	UNLV	w 6-5	MUNGUIA, Austin	.250	.250	.250	6	4	0	1	0	0	0	0	0	2	0	0	1
3/12	at Arizona State	w 6-4	MANSY, Luke	.194	.226	.419	14	31	8	6	1	0	0	3	12	5	0	0	0
*3/15	at Nevada	L 2-13	NEIL, Andrew	.000	.000	.000	4	0	2	0	0	0	0	0	0	0	0	0	0
*3/16	at Nevada	L 3-4	Totals	.319	.515	.421	54	1883	454	600	121	16	72	421	289	407	45	14	62
*3/17	at Nevada	w 10-8	Opponents	.319	.524	.407	54	1935	442	617	143	25	68	405	240	394	60	10	56
3/19	NEW MEXICO STATE	w 14-4																	
*3/22	SAN JOSE STATE	L 13-16	LOB - Team (461), Opp (454). DPs turned - Team (51), Opp (48). IBB - Team (3),																
*3/23	SAN JOSE STATE	w 7-5	MCALISTER, J 2, SPENRATH, R. 1. Picked off - STEPHENS, S. 2, KINKADE, K. 2,																
*3/23	SAN JOSE STATE	w 17-4	WALKER, K. 2, WOOD, T. 1, WEISENBORN 1.																
*3/28	at San Diego State	w 5-2																	
*3/29	at San Diego State	L 6-8	Player	era	w-l	app	gs	cg	sh	sv	ip	h	r	er	bb	so	avg	hr	
*3/29	at San Diego State	L 0-13	RUSSELL, Brett	5.87	4-4	16	8	0	0	0	61.1	61	47	40	17	45	.253	10	
4/2	at Arizona	L 1-9	LOPEZ, David	7.71	4-2	14	11	0	0	0	65.1	92	63	56	28	45	.332	8	
4/5	SAM HOUSTON	L 14-23	-----																
4/7	SAM HOUSTON	L 3-14	MOGEN, Cristian	0.00	1-0	1	0	0	0	0	2.0	2	0	0	0	0	.250	0	
4/9	at New Mexico State	L 2-10	BAKER-LIVINGSTON	3.00	0-0	2	2	0	0	0	6.0	6	2	2	1	8	.286	0	
*4/12	FRESNO STATE	L 5-10	PURSER, Daxton	5.66	1-2	12	7	0	0	0	35.0	33	25	22	26	37	.246	2	
*4/13	FRESNO STATE	L 19-23	BANNISTER, Wil	5.76	2-0	22	5	0	0	3	50.0	57	34	32	24	29	.282	8	
*4/14	FRESNO STATE	w 6-2	STILL, Justin	6.08	1-0	14	0	0	0	1	13.1	15	11	9	15	11	.300	1	
4/16	CSU-PUEBLO	w 3-1	STEINKAMP, Arthur	7.40	4-1	24	0	0	0	0	45.0	61	41	37	15	26	.323	2	
*4/19	at Air Force	L 3-12	PENGELLY, Dayne	7.56	4-5	13	11	0	0	0	50.0	78	52	42	35	58	.351	6	
*4/21	at Air Force	w 6-5	JACKSON, Jaren	8.75	3-5	24	2	0	0	1	47.1	74	49	46	28	49	.351	10	
*4/21	at Air Force	L 7-18	BARNHOUSE, Josh	8.92	2-3	18	4	0	0	1	35.1	51	37	35	17	34	.349	10	
4/23	at Texas Tech	w 17-3	MCBROOM, Brian	9.19	1-0	17	0	0	0	3	15.2	20	16	16	8	11	.303	4	
*4/26	SAN DIEGO STATE	w 8-4	CASTILLO, Ryan	11.95	1-3	10	2	0	0	0	20.1	37	29	27	6	22	.402	3	
*4/27	SAN DIEGO STATE	w 19-5	LEHMBECK, Blake	13.50	0-0	2	0	0	0	0	2.0	6	3	3	1	2	.500	0	
*4/28	SAN DIEGO STATE	w 9-7	NEIL, Andrew	18.00	0-0	5	1	0	0	0	4.0	3	11	8	13	5	.200	0	
4/30	at New Mexico State	L 8-10	HARDY, Wyatt	20.00	0-1	8	1	0	0	1	9.0	21	20	20	4	12	.438	4	
*5/3	at UNLV	w 15-8	ROMERO, Blane	54.00	0-0	1	0	0	0	0	0.1	0	2	2	2	0	.000	0	
*5/4	at UNLV	L 8-13	Totals	7.71	28-26	54	54	0	1	10	462.0	617	442	396	240	394	.319	68	
*5/5	at UNLV	w 14-2	Opponents	8.03	26-28	54	54	2	2	9	456.1	600	454	407	289	407	.319	72	
*5/10	NEVADA	w 16-0																	
*5/11	NEVADA	L 0-2	PB - Team (4), HOLLAND, J. 3, SMITH, K. 1, Opp (3). Pickoffs - Team (4), PURSER,																
*5/12	NEVADA	w 11-5	D. 1, BARNHOUSE, J 1, RUSSELL, B. 1, BANNISTER, W 1, Opp (7). SBA/ATT - HOLLAND,																
*5/16	at San Jose State	L 7-8	J. (38-45), SMITH, K. (22-22), RUSSELL, B. (11-12), PENGELLY, D. (8-9), PURSER, D.																
*5/17	at San Jose State	L 1-5	(5-9), LOPEZ, D. (7-7), BARNHOUSE, J (6-7), JACKSON, J. (6-7), STEINKAMP, A (6-6),																
*5/18	at San Jose State	w 10-9	CASTILLO, R. (3-4), BANNISTER, W (3-4), NEIL, A. (2-2), HARDY, W. (1-1), MCBROOM,																
5/23	vs San Jose State	L 5-8	B. (1-1), STILL, J. (1-1).																
5/24	vs Fresno State	L 1-6																	

\* = Conference game

Win-loss breakouts: Day 22-14; Night 6-12; vs Left 4-7; vs Right 24-19;  
1-run games 7-4; 2-run games 5-3; 5+run games 10-14; Extra inns 1-1; Shutouts 1-2.  
Current streak: Lost 2; Longest winning streak: 4; Longest losing streak: 8.  
Attendance: Home 13281 (avg 510); Away 22746 (avg 874); Total 36027 (avg 692).