



# NEW MEXICO LOBOS

## 2024-25 MEN'S BASKETBALL

X @ UNMLoboMBB | #GoLobos | GoLobos.com

### SCHEDULE/RESULTS

#### OCTOBER

28 UTEP (ex) W, 74-70

#### NOVEMBER

4 NICHOLLS W, 91-84

8 vs. #22 UCLA ^ W, 72-64

12 A&M-CORPUS CHRISTI W, 100-81

17 at #22 St. John's # L, 71-85

21 GRAMBLING STATE W, 80-58

24 TEXAS SOUTHERN W, 99-68

28 vs. Arizona State @ L, 82-85

29 vs. USC @ W, 83-73

#### DECEMBER

4 SAN JOSE STATE \* W, 83-77

7 NEW MEXICO STATE L, 83-89 (ot)

14 WESTERN NEW MEXICO W, 122-70

18 VCU W, 78-71

28 at Colorado State \* W, 76-68

31 at Fresno State \* W, 103-89

#### JANUARY

3 NEVADA \* W, 82-81 (ot)

7 at Wyoming \* W, 61-53

11 SAN DIEGO STATE \* W, 62-48

14 at San Jose State \* L, 70-71

17 BOISE STATE \* W, 84-65

20 FRESNO STATE \* W, 95-67

25 at UNLV \* W, 75-73

#### FEBRUARY

1 at Utah State \* FS1 7:30

5 COLORADO STATE \* FS1 8:30

8 at Air Force \* MWN/Altitude 2:00

12 WYOMING \* FS1 8:00

16 UTAH STATE \* CBSSN 2:00

19 at Boise State \* CBSSN 8:00

25 at San Diego State \* FS1 9:00

#### MARCH

1 AIR FORCE \* MWN 12:00

4 at Nevada \* CBSSN 7:00

7 UNLV \* CBSSN 8:00

12 Mountain West 1st Round

13 Mountain West Quarterfinals

14 Mountain West Semifinals

15 Mountain West Final

All Times MT and subject to change | \* Mountain West Game

^ Las Vegas Hoopfest (Henderson, Nev.)

# Madison Square Garden

@ Acrisure Classic (Palm Desert, Calif.)

% Mountain West Tournament (Las Vegas, Nev.)

### COMMUNICATIONS

Steve Kirkland - Men's Basketball Contact

(434) 825-5241 cell  
kirkland@unm.edu email

X @skirkland14

### GAME #22 | FEB. 1 | SMITH SPECTRUM | LOGAN, UT

NEW MEXICO LOBOS

17-4 (9-1 MW)



UTAH STATE AGGIES

19-2 (9-1 MW)

Head Coach: Richard Pitino (Providence '05)

Overall Record: 237-182 (13th)

UNM Record: 78-45 (4th)

vs. USU: 1-5 (1-5 UNM)



Head Coach: Jerrod Calhoun (Cincy '04)

Overall Record: 261-146 (13th)

USU Record: 19-2 (1st)

vs. UNM: 0-0

NET: 51

KenPom: 49

NET: 32

KenPom: 43



PBP: Nick Koop  
Analyst: Nick Bahe



PBP: Jeff Siembieda  
Analyst: Hunter Greene

#### THE OPENING TIP

- First place in the Mountain West is on the line as the Lobos visit Utah State
- It is the second all-time meeting in conference history between two teams 9-1 or better in conference play (In 2011, BYU (12-1) won at San Diego State (12-1))
- New Mexico is looking to go 10-1 in the Mountain West for the first time ever
- The game will be a Quad 1 game for the Lobos, who are looking to improve to 8-2 against Quad 1 and 2 (had eight total Q 1/2 wins last year on Selection Sunday)
- Donovan Dent is the reigning Mountain West Player of the Week
- Nelly Junior Joseph is the only Mountain West player averaging a double-double this season (13.5 points, conference-leading 10.4 rebounds)

#### SERIES HISTORY

Overall: 13-34  
Away: 2-18 (2-7 Smith)  
Streak: L1

#### LAST 5 SERIES GAMES

3/9/24	A	L, 85-87
1/16/24	H	W, 99-86
3/9/23	N <sup>MW</sup>	L, 76-91
2/1/23	A	L, 73-84
2/22/22	A	L, 56-81

### POSSIBLE STARTERS



**2 DONOVAN DENT**  
G | 6-2 / 185 | Jr. | Riverside, Calif.

19.6 ppg | 2.2 rpg | 6.6 apg | 33.8 mpg | 1.5 spg

- MW Player of the Week (Dec. 23, Jan. 13)
- Career-high 40 points vs. VCU
- Only player nationally averaging 19.0 points and 6.5 assists



**3 TRU WASHINGTON**  
G | 6-2 / 205 | So. | Phoenix, Ariz.

10.4 ppg | 3.8 rpg | 26.3 mpg | 1.8 spg | 2.0 apg

- Second career double-double (19p/10r) vs. Texas Southern
- Scored season high 20 pts vs. USC
- Five career 5 steal games



**8 FILIP BOROVICINAN**  
G | 6-9 / 220 | Jr. | Belgrade, Serbia

5.9 ppg | 4.8 rpg | 1.2 apg | 20.9 mpg

- Career-highs of 16pts and 11rebs at Wyoming for 1st career double-double
- Starred for Serbia at the 2023 FIBA U19 World Cup



**22 MUSTAPHA AMZIL**  
F | 6-9 / 215 | Sr. | Helsinki, Finland

12.7 ppg | 5.7 rpg | 29.8 mpg | 1.5 apg

- Career-high 28 points vs. Arizona State
- Career-high 13 rebs vs. Nicholls
- Two double-doubles this season (vs. Nicholls, vs. San Diego State)



**23 NELLY JUNIOR JOSEPH**  
C | 6-10 / 240 | Sr. | Benin City, Nigeria

13.5 ppg | 10.4 rpg | 1.5 bpg | 29.6 mpg | 54% FG

- MW Player of the Week (Nov. 11, Jan. 6)
- Buzzer-beater to win vs. Nevada
- 53 career doubles (4th most among active Division I players)

### KEY RESERVES

No.	Pos.	Name	Yr.	Ht. / Wt.	PPG	RPG	Of Note
0	G	CJ Noland	Sr.	6-4 / 210	8.0	3.1	Matched career high w/23pts at Fresno St
1	G	Braden Appelans	R-So.	6-7 / 195	4.2	0.9	MW high six points vs. Fresno State
24	F	Jovan Milicevic	Fr.	6-10 / 240	3.6	1.5	MW Freshman of the Week (Dec. 16)
4	G	Kayde Dotson	Fr.	6-2 / 190	3.2	0.5	18 pts (6-7 FG) vs. TAMU-CC
6	F	Atiki Ally Atiki	Sr.	6-10 / 225	2.6	2.8	Career-high 5 blocks vs. TAMU-CC
7	F	Ibrahima Sacko	So.	6-6 / 230	1.6	1.2	Three starts in 23-24 at Georgia Tech
11	G	Quinton Webb	R-So.	6-6 / 205	0.5	0.5	50 FG% in 2023-24 as redshirt freshman

## RICHARD PITINO



4th Season at New Mexico

### COACHING RECORD

Year	School	Overall	Conf.
2013	FIU	18-14	11-9
2014	Minnesota	25-13	8-10
2015	Minnesota	18-15	6-12
2016	Minnesota	8-23	2-16
2017	Minnesota	24-10	11-7
2018	Minnesota	15-17	4-14
2019	Minnesota	22-14	9-11
2020	Minnesota	15-16	8-12
2021	Minnesota	14-15	6-14
2022	New Mexico	13-19	5-12
2023	New Mexico	22-12	8-10
2024	New Mexico	26-10	10-8
2025	New Mexico	17-4	9-1
<b>TOTALS</b>		<b>237-182</b>	<b>97-136</b>

### NOTABLE

- 2024 Naismith Coach of the Year Watch List
- Led the Lobos to the 2024 Mountain West Championship and their 1st NCAA appearance in a decade
- Took UNM to the NIT in his second season, the Lobos' first postseason appearance in nine years
- Led Minnesota to the 2014 NIT Championship and two NCAA Tournament appearances
- 2017 Big Ten Coach of the Year
- 2017 NABC District 7 Coach of the Year
- 18 wins over ranked teams in eight seasons at Minnesota
- Led FIU to 10-win improvement and first winning seasons in 12 years in 2012-13 in first season as a head coach
- Five NCAA appearances in seven years as an assistant coach
- While on his father's staff at Louisville, the Cardinals reached the 2012 Final Four, the Elite Eight in 2008 and 2009 and won two Big East Championships
- While on Billy Donovan's staff at Florida, the Gators reached the Elite Eight in 2011 and won

### PITINO vs. 2024-25 OPPONENTS

Air Force	5-2	(5-2 UNM)
Arizona State	0-1	(0-1 UNM)
Boise State	3-4	(3-4 UNM)
Colorado St	4-4	(4-4 UNM)
Fresno St	4-3	(4-3 UNM)
Grambling State	2-0	(2-0 UNM)
Nevada	3-4	(3-4 UNM)
New Mexico State	3-2	(3-2 UNM)
Nicholls	1-0	(1-0 UNM)
St. John's	1-2	(1-1 Minnesota/0-1 UNM)
San Diego St	4-3	(4-3 UNM)
San Jose St	5-2	(5-2 UNM)
A&M-Corpus Christi	2-0	(1-0 Minnesota/1-0 UNM)
Texas Southern	3-0	(1-0 FIU/2-0 UNM)
UCLA	1-0	(1-0 UNM)
UNLV	2-4	(2-4 UNM)
USC	1-0	(1-0 UNM)
<b>Utah State</b>	<b>1-5</b>	<b>(1-5 UNM)</b>
VCU	1-0	(1-0 UNM)
Western NM	3-0	(3-0 UNM)
Wyoming	6-2	(6-2 UNM)

### FAST START TO CONFERENCE PLAY

- New Mexico has matched its best 10-game start to a Mountain West season at 9-1 (also accomplished in 2013-14)
- With a win today, its would be UNM's best ever Mountain West start at 10-1
- The winner of tonight's game will become the 11th Mountain West team to go 10-1 or better over the first 11 games of a conference season and first since 2021-22 (Boise State/Wyoming)
- Prior to the loss at San Jose State, the Lobos opened a Mountain West schedule 6-0 for the first time in history and it was their longest win streak to open a conference schedule in 47 years (started 10-0 in the WAC in 1977-78)

### I WANNA GO FAST!

- New Mexico currently ranks No. 5 nationally in KenPom Tempo with an adjusted average of 72.7 possessions per game
- The Lobos' game at Fresno State on New Year's Eve featured 87 possessions, the most in a regulation game of the Richard Pitino era and the most in any Mountain West game since 2018
- UNM has ranked in the top 25 nationally in KenPom tempo in all four seasons under Richard Pitino, finishing ninth in tempo last season

### GOING ON A RUN!

- New Mexico has gone on nine runs of 10-0 or better in Mountain West play, two more than any other team this season
- The Lobos have had a 10-0 run in seven of 10 conference games this season
- Last season, UNM had a total of nine 10-0 runs over the 18 league games
- Including the non-conference, the Lobos have a total of 18 10-0 runs this season (nine in non-conference)

### STOCK REPORT

- New Mexico ranks 16th nationally in blocks at 5.3 per game and 26th nationally in steals at 9.1 per game
- The Lobos are one of two teams in the nation to rank in the top 30 in both categories (St. John's)
- Last season, UNM led the Mountain West in both blocks and steals

### ROAD WARRIORS

- New Mexico is searching for its fifth conference road win of the season today, which would be its most since 2017 when the Lobos went 5-4 on the road in the Mountain West
- UNM's 4-1 record over its first five conference road games is the best since 2013-14, when the Lobos won their first five Mountain West road games
- Overall, UNM is 6-3 away from home this season, with neutral victories over UCLA and USC in addition to the four conference wins

### BIG WINS

- New Mexico is looking for its eighth Quad 1/2 victory of the season tonight as they visit Utah State in search of their second Quad 1 win
- UNM has a 7-2 record against Quad 1/Quad 2 opponents in the NET, tied for 20th most Quad 1/2 wins in the nation (through games of 1/31)
- The Lobos have three wins over top-100 NET teams in the non-conference (vs. UCLA, vs. USC, home vs. VCU)
- Last season, the Lobos had eight total Quad 1/2 wins, all against Mountain West opponents (five in regular season, three in Mountain West Tournament)

### UNM's BEST 10-GAME CONF. STARTS

10-0	1977-78 (WAC)
10-0	1944-45 (Border)
<b>9-1</b>	<b>2024-25 (MW)</b>
9-1	2013-14 (MW)
9-1	1997-98 (WAC)

### MOST 10-0 RUNS (or better) in MW GAMES THIS YEAR

<b>9</b>	<b>New Mexico</b>
7	San Diego St
5	Boise St., Nevada
4	Fresno St, San Jose St., Utah St., Wyoming
3	Colorado St
2	Air Force, UNLV

### MOST QUAD 1/2 WINS

13	Alabama, Auburn
11	Marquette, Texas A&M
10	Memphis, Purdue
9	Florida, Iowa State, Louisville, Oregon, Wisconsin
8	Creighton, Houston, Illinois, Kansas, Michigan St., Miss St., Ole Miss, UCLA
7	<b>New Mexico</b> , UConn, Duke, Kentucky, Maryland, Michigan, Ohio State, Tennessee, Utah State

## MEDIA SCHEDULE

FEB. 1 Saturday	FEB. 2 Sunday	FEB. 3 Monday	FEB. 4 Tuesday	FEB. 5 Wednesday	FEB. 6 Thursday	FEB. 7 Friday
GAMEDAY at Utah State 7:30 pm			INTERVIEWS 12:30 pm (Press Room)	GAMEDAY vs. Colorado State 8:30 pm	LOBO TALK 6-7 pm (Sandia)	

## RANKINGS

### ASSOCIATED PRESS (1/27)

1	Auburn (62)	18-1	1550
2	Duke	17-2	1484
3	Iowa State	17-2	1404
4	Alabama	17-3	1342
5	Florida	18-2	1278
6	Houston	16-3	1242
7	Michigan State	17-2	1170
8	Tennessee	17-3	1149
9	Marquette	17-3	1068
10	Purdue	16-5	892
11	Kansas	14-5	877
12	Kentucky	14-5	858
13	Texas A&M	15-5	775
14	Mississippi State	16-4	715
15	<b>St. John's</b>	<b>17-3</b>	<b>588</b>
16	Oregon	16-4	448
17	Wisconsin	16-4	440
18	Illinois	14-6	384
19	Memphis	16-4	383
20	Missouri	16-4	352
21	Louisville	15-5	346
22	Texas Tech	15-4	308
23	Ole Miss	15-5	215
24	Vanderbilt	16-4	132
25	UConn	14-6	131

Others receiving votes: Michigan 129, Maryland 116, **Utah State 99**, Clemson 92, Arizona 47, Saint Mary's 45, Gonzaga 34, Texas 22, Creighton 12, Baylor 8, **VCU 4**, **NEW MEXICO 4**, West Virginia 3, Oklahoma 2, Bradley 1, **UCLA 1**

### COACHES (1/27)

1	Auburn (31)	18-1	775
2	Duke	17-2	741
3	Iowa State	17-2	689
4	Alabama	17-3	676
5	Houston	16-3	635
6	Florida	18-2	634
7	Michigan State	17-2	583
8	Tennessee	17-3	564
9	Marquette	17-3	536
10	Purdue	16-5	476
11	Kansas	14-5	429
12	Kentucky	14-5	399
13	Mississippi State	16-4	324
14	<b>St. John's</b>	<b>17-3</b>	<b>318</b>
15	Texas A&M	15-5	310
16	Memphis	16-4	242
17	Wisconsin	16-4	214
18	Oregon	16-4	201
19	Texas Tech	15-4	169
20	Illinois	14-6	166
21	Missouri	16-4	163
22	Louisville	15-5	162
23	Ole Miss	15-5	104
24	UConn	14-6	100
25	Clemson	17-4	96

Others receiving votes: Michigan 67, Gonzaga 55, Maryland 50, Vanderbilt 44, Saint Mary's 41, Arizona 41, **Utah State 22**, Creighton 18, West Virginia 17, Georgia 6, Baylor 4, **NEW MEXICO 3**, UC Irvine 1

### 2024-25 Opponents in Bold

### DENT IN RARE COMPANY

- Donovan Dent leads the Mountain West in scoring (19.6 ppg) and is second in assists (6.6 apg), and is the only player in the nation averaging over 19.0 points and 6.5 assists per game this season
- Dent has three games this season with at least 30 points and three games with at least 10 assists making him...
  - only player in nation this season with three games of each milestone
  - only player in Mountain West history to have three games of each in a season
  - 14th player in the past 20 years nationally to have at least three games of each by the end of January

### DENT DISHING IT OUT

- Donovan Dent has seven games with at least eight assists this season, tying the record for the most eight-assist games by a Lobo in the Mountain West era
- Dent has three games this season with at least 20 points and seven assists with no turnovers (only other player with more than one this season is Mark Sears of Alabama with two)
- Against Fresno State, Dent recorded his 400th career assist and enters today's game with 408 career assists (9th in UNM history)

### MAKING A DENT IN THE RECORD BOOK

- Donovan Dent made history on Nov. 12 in the win over Texas A&M-Corpus Christi, becoming the first Lobo to ever have a 25 point/10 assist game with no turnovers (fifth overall 25p/10a game in program history)
- It is one of just 18 games of 25 points/10 assists/no turnovers against D-I opposition in the past 20 years
- Dent has a school-record three career games with 10 assists/no turnovers
- Dent's three 10 assist/0 turnover games over the past two seasons are tied for most in the nation with Gonzaga's Ryan Nembhard

### DENT PUTTING UP 40

- Donovan Dent scored a career-high 40 points on Dec. 18 in the 78-71 win over VCU
- It was the first 40-point game by a Lobo since Jaelen House scored 42 at Air Force in 2021-22
- Dent became the first Lobo to have a 40-point game against a top-50 KenPom opponent since Kendall Williams scored 46 at Colorado State in 2013
- It was the first 40-point game allowed by VCU in over 15 seasons
- Dent became the first Lobo to score at least half the team's points in a game since Elijah Brown scored 41 of UNM's 82 points vs. Fresno State in 2016

### DENT'S THANKSGIVING BUCKETS AND DISHES

- In the Acrisure Classic semifinal vs. Arizona State on Thanksgiving, Donovan Dent had 30 points, seven assists and no turnovers
- It is one of only two 30pt/7asst/0to game in Division I this season (Arizona's Caleb Love vs. TCU), and just one of six nationally over the past three years (since 2022-23)
- Ironically, two of the other five have UNM ties (former Lobo Taryn Todd for Arkansas State at Bowling Green last season; Fresno State's Jemarl Baker, Jr. two years ago vs. Chicago State, before he transferred to UNM for his final season)

### BEST IN THE (MOUNTAIN) WEST

- Donovan Dent (three) and Nelly Junior Joseph (two) have combined for five Mountain West Player of the Week awards this season
- The five awards are second-most in a season in program history (six in 2009-10)
- Dent becomes the sixth Lobo to win the award at least three times in a season (J.R. Giddens [5 in 2007-08], Drew Gordon [4 in 2011-12], Alex Kirk [3 in 2012-13], Cam Bairstow [3 in 2013-14], Elijah Brown [3 in 2015-16])

### 3 30-POINT GAMES/3 10-ASSIST GAMES BY FEB. 1 (last 20 yrs)

<b>Donovan Dent</b> (New Mexico - 2024-25)
Tavian Dunn-Martin (FGCU - 2021-22)
Ja Morant (Murray State - 2018-19)
Trae Young (Oklahoma - 2017-18)
Jon Elmore (Marshall 2017-18)
Dennis Smith, Jr. (NC State - 2016-17)
Markelle Fultz (Washington 2016-17)
Kay Felder (Oakland 2015-16)
Elfrid Payton (Louisiana 2013-14)
Matthew Dellavedova (Saint Mary's - 2012-13)
Stephen Curry (Davidson 2008-09)
Ben Woodside (North Dakota State - 2008-09)
David Holston (Chicago State - 2008-09)
Jared Jordan (Marist - 2006-07)

### UNM MOST 8-ASSIST GAMES IN MW ERA (since 99-00)

7	<b>Donovan Dent</b> (2024-25)
7	Kendall Williams (2013-14)
7	Dairese Gary (2010-11)
6	Donovan Dent (2023-24)
6	Antino Jackson (2017-18)

### UNM CAREER GAMES WITH 10 ASSISTS/0 TURNOVERS

3	<b>Donovan Dent</b> (2023-pres.)
2	Marlon Parmer (2000-02)
2	Darrell McGee (1987-90)
1	Six tied

## QUICK FACTS

### THE UNIVERSITY OF NEW MEXICO

Location	Albuquerque, N.M.
Founded	1889 by Territorial Legislature
Enrollment	22,852
Nickname	Lobos
Colors	Cherry (PMS 200) & Silver (PMS 428)
Conference	Mountain West

National Affiliation	NCAA Division I
President	Dr. Garnett S. Stokes
Director of Athletics	Fernando Lovo
Facility	The Pit
Capacity	15,411
Age	Built in 1966 (Renovated in 2009-10)



## DOUBLE TIME

### DOUBLE-DOUBLES

	2024-25	CAREER	STREAK
Nelly Junior Joseph	10	53%	2
Donovan Dent	3	6	-
Mustapha Amzil	2	4%	-
Tru Washington	1	2	-
Filip Borovicinan	1	1	-

### DOUBLE FIGURE POINTS

	2024-25	CAREER	STREAK
Donovan Dent	21	53	21
Mustapha Amzil	16	66%	-
Nelly Junior Joseph	15	100%	4
Tru Washington	11	20	-
CJ Noland	6	29%	-
Filip Borovicinan	4	5%	-
Braden Appelhans	2	4	-
Kayde Dotson	2	2	-
Jovan Milicevic	2	2	-
Atiki Ally Atiki	-	7%	-
Ibrahima Sacko	-	1%	-

### DOUBLE FIGURE REBOUNDS

	2024-25	CAREER	STREAK
Nelly Junior Joseph	12	62%	2
Mustapha Amzil	2	5%	-
Filip Borovicinan	2	2	-
Atiki Ally Atiki	1	3%	-
Tru Washington	1	2	-

## BIG TIME GAMES

### 20-POINT GAMES

	2024-25	CAREER	STREAK
Donovan Dent	9	17	2
Nelly Junior Joseph	3	12%	-
Mustapha Amzil	2	4%	-
CJ Noland	1	3%	-
Tru Washington	1	2	-
Jovan Milicevic	1	1	-

### 30-POINT GAMES (40 pt)

	2024-25	CAREER	STREAK
Donovan Dent	3 (1)	4 (1)	1

### 10-ASSIST GAMES

	2024-25	CAREER	STREAK
Donovan Dent	3	6	-

% Career totals include games at previous schools (NCAA Division I)

## COUNT IT, AND ONE!

### AND ONES...

	2024-25	CAREER <sup>A</sup>
Donovan Dent	11	23
Nelly Junior Joseph	8	11
Tru Washington	1	8
Braden Appelhans	1	1
Jovan Milicevic	1	1
Atiki Ally Atiki	1	1
Mustapha Amzil	-	1

\* made FG while fouled, followed by a made FT | <sup>A</sup> UNM career only | (#) - 4pt plays

### OH NELLY

- Nelly Junior Joseph is the only Mountain West player and one of 16 players nationally averaging a double-double this season
- His 10 double-doubles this season leads the conference, as does his six double-doubles in Mountain West play
- His 22 point/18 rebound performance at UNLV on Jan. 25 was the first 20/18 game in the Mountain West in three seasons (Graham Ike of Wyoming at San Jose State in 2022)
- He is the only player in the nation this year to have at least 275 points, 215 rebounds, 30 blocks and 20 steals
- Joseph became just the third player in Mountain West history, and the first in 20 years, to have 125 points/100 rebounds/15 blocks/15 steals over the first 10 games of a season, joining UNM's Danny Granger and Utah's Andrew Bogut (both in 2004-05)
- Joseph has 53 career double-doubles, the fourth most among active Division I players

### NELLY GETTING DEFENSIVE

- Nelly Junior Joseph is the only Mountain West player, and one of 21 players this season nationally to have at least 30 blocks and 20 steals this season
- He is on pace to become the first Lobo since Danny Granger in 2004-05 to have at least 40 blocks and 40 steals in a season
- Joseph enters the game with 81 blocks in his two seasons as a Lobo, 15th most in program history

### FINNISH STRONG THIS SEASON

- Mustapha Amzil is having a strong 2024-25 season after a 2023-24 season in which was named Mountain West 6th Man of the Year
- Amzil has nearly doubled his scoring average and rebounding average from last year, while already eclipsing his totals of three-pointers and double figure games
- He set a career high with 28 points vs. Arizona State in the Acrisure Classic
- Amzil recorded his 1,000th career point in the Nov. 24 win over Texas Southern

### BOROVICANIN CLIMBING THE MOUNTAIN

- Filip Borovicinan has grown into his role since Mountain West play began, already scoring more points (73) in the first nine conference games than he did over 11 non-conference games (45)
- Borovicinan has doubled his scoring and rebounding average and has already matched his total of double-figure games since MW play began
- He set career highs of 16 points and 11 rebounds at Wyoming on Jan. 3 for his first career double-double

### ITS TRU! WASHINGTON IS A THIEF

- Tru Washington leads the Lobos with 36 steals
- At San Jose State on Jan. 14, he had his fifth career five-steal game, the second-most by a Lobo in the Mountain West era
- Washington tied UNM's freshman steals record last season with 49
- He enters the game with 85 career steals, just 10 shy of the UNM record for most steals through their freshman and sophomore seasons (Kendall Williams, 95 in 2010-11 and 2011-12)

### TRU DOUBLE FIGURES LEADS TO WINS

- Tru Washington has 11 double figure scoring games this season and the Lobos are 11-0 in those games (5-4 when Washington scores in single digits/1-0 when Washington did not play due to injury)
- Last season, UNM was 8-1 when Washington scored in double figures (only loss at Boise State), making the Lobos 19-1 over the past two seasons when he scores at least 10 points

### MILICEVIC EARNS FRESHMAN HONOR

- Jovan Milicevic earned his first Mountain West Player of the Week honor on Dec. 16 after a strong performance against Western New Mexico
- In the 122-70 win, Milicevic scored a career-high 21 points on 8-11 shooting (3-4 3FG), becoming the first Lobo in over a year to have a 20-point game off the bench
- The 21-point performance more than doubled his season total of 14 points combined over the first 10 games of the season

### MW PLAYERS 1st 10 GAMES 125pt/100reb/15blk/15stl

Danny Granger (2004-05 UNM)  
Andrew Bogut (2004-05 Utah)  
Nelly Junior Joseph (2024-25 UNM)

### NCAA DIVISION I ACTIVE DOUBLE-DOUBLE LEADERS

77 Norchad Omier (Baylor)  
72 Johni Broome (Auburn)  
57 Hunter Dickinson (Kansas)  
53 Nelly Junior Joseph (New Mexico)

### AMZIL BREAKDOWN

	2024-25	2023-24
Points/G	12.7	6.7
Reb/G	5.7	3.5
3FG	29	28
Blocks	19	9
Dbl Fig Gms	16	14

### BOROVICANIN BREAKDOWN

	MW play	non-conf
Points/G	7.8	4.1
Reb/G	7.1	2.7
3FG%	.400	.294
FG%	.519	.422
Dbl Fig Gms	2	2

### UNM MOST 5-STEAL GAMES (MW ERA - since 1999-00)

10	Jaelen House (2022-24)
5	Tru Washington (2024-pres.)
4	Danny Granger (2004-05)
2	Donovan Dent (2023-pres.)
2	Darlington Hobson (2010)
2	Dairese Gary (2008-11)
2	Roman Martinez (2007-10)



# 2024-25 LOBO BASKETBALL

## MW & NCAA LEADERS

### TEAM - MOUNTAIN WEST LEADERS

	Value	NCAA Rank	MW Rank
Fast Break Pts/Game	17.7	5th	1st
FT Attempts/Game	23.3	29th	1st
Off. Rebs/Game	12.7	54th	1st
Def. Rebs/Game	27.7	29th	1st
Rebounds/Game	40.4	19th	1st
Scoring Offense	83.4	18th	1st
Steals/Game	9.1	26th	1st
Turnover Margin	+4.0	19th	1st
TOs Forced/Game	15.8	16th	1st

### TEAM - OTHER TOP 50 NCAA

	Value	NCAA Rank	MW Rank
Assists/Game	16.5	37th	3rd
Blocks/Game	5.3	16th	2nd
Scoring Margin	+11.0	42nd	2nd

### INDIVIDUAL - MOUNTAIN WEST LEADERS

	Value	NCAA Rank	MW Rank
Donovan Dent	148	22nd	1st
FGs	292	63rd	1st
FG Attempts	412	23rd	1st
Points	19.6	22nd	1st
Points/Game	10	8th	1st
Nelly Junior Joseph	53.6	59th	1st
Double-Doubles	219	7th	1st
FG%	10.4	9th	1st
Rebounds	3.3	35th	1st
Rebounds/Game			
Off. Rebs/Game			

### INDIVIDUAL - OTHER TOP 50 NCAA

	Value	NCAA Rank	MW Rank
Nelly Junior Joseph	7.1	13th	2nd
Def. Rebs/Game			
Donovan Dent	139	10th	2nd
Assists	6.6	10th	2nd
Assists/Game	103	32nd	2nd
FTs	132	39th	2nd
FT Attempts			

### GRAND THEFT LOBO

- New Mexico leads the Mountain West in steals at 9.1 per game (26th nationally)
- The Lobos have had at least five steals in all 21 games this season, the second-longest streak to open a season by a Mountain West team (TCU opened 2007-08 with 23 straight games of at least five steals)
- Four Lobos have at least 20 steals on the season, one of two Mountain West teams with four players already reaching that mark (UNLV)

### RALLYING FOR WINS

- The Lobos have rallied from halftime deficits to win two conference games (vs. Nevada, at Wyoming)
- It was the first time since 2013-14 that UNM has won after trailing at the half in consecutive games
- New Mexico did not rally from a halftime deficit last season and had gone almost 1.5 seasons (since a win over Wyoming in the first round of the 2023 Mountain West Tournament) since rallying from a halftime deficit
- The 14-point deficit at Wyoming on Jan. 7 tied for the fourth-largest halftime deficit in a win in program history and the largest since rallying from down 14 at the half against Davidson in 2012-13

### PITINO vs. RANKED OPPONENTS

- The Lobos are 6-6 against ranked opponents under Richard Pitino (win vs. No. 22 Wyoming in 2022, win at No. 23 San Diego State in 2023, wins vs. No. 19 San Diego State, No. 16 Utah State and No. 22 Colorado State in 2024, win vs. No. 22 UCLA in 2025)
- Going back to his tenure at Minnesota, Pitino has led his squad to at least one ranked in each of the past 10 seasons (since 2015-16)
- Pitino is one of 11 active coaches in the nation to enter the season with at least one AP ranked win every season since 2015-16

#### AT LEAST ONE AP RANKED WIN EVERY YEAR SINCE 2015-16

Dana Altman	Greg McDermott
Rick Barnes	Matt Painter
Scott Drew	Richard Pitino
Mark Few	Bill Self
Tom Izzo	

#### Continues Streak with Ranked Win Leonard Hamilton Chris Holtmann

### NON-CONFERENCE SUCCESS

- New Mexico has posted a 33-4 record in regular season non-conference games over the past three seasons (13-0 in '23, 12-1 last year, 8-3 this year)
- The Lobos' .892 win percentage in those games is the tied for the 5th best record nationally
- UNM's 33 non-conference wins are their most over a three-year span since 36 non-conference wins from 2012-14

#### BEST REGULAR SEASON NON-CONF. RECORD LAST 3 YRS

.909	Purdue (30-3)
.897	Oklahoma (35-4)
.897	Mississippi St (35-4)
.894	Utah State (34-4)
.892	New Mexico (33-4)
.892	Kansas (33-4)
.892	Houston (33-4)

### NOTABLE WIN AT THE BUZZER OVER NEVADA

- New Mexico earned an 82-81 overtime victory over Nevada on Jan. 3 as Nelly Junior Joseph scored the game-winner on a 15-foot jumper as time expired
- It was the first time in 26 years that the Lobos won a game on a buzzer beater as time expired (Jan. 16, 1999 - Damion Walker's layup gave No. 16 New Mexico a 79-78 win over No. 7 Arizona)
- It was the first time since 2022-23 that the Lobos won a game after trailing at halftime (lost 10 straight when trailing at half since rallying against Wyoming in the 2023 Mountain West Tournament)

### DOUBLE-DOUBLE x3 ON OPENING NIGHT

- New Mexico had three players record double-doubles on opening night against Nicholls, tying the school record for most double-doubles in a game
- Nelly Junior Joseph tied a career high with 28 points and matched his UNM high with 16 rebounds for his 44th career double-double
- Mustapha Amzil had his fourth career double-double with 13 points and a career-high 13 rebounds
- Donovan Dent had his fourth career double-double with 15 points and 11 assists
- UNM hadn't had three double-doubles in a game in 27 years, dating back to a victory over Texas Tech in 1997-98

### THE CENTURY MARK

- New Mexico has three 100-point games this season, its most in a season since four in 2017-18
- It is only the second time in the past 30 years that the Lobos have three 100-point games in a season
- The 122 points vs. Western New Mexico on Dec. 14 were the most by the Lobos since the 2017-18 opener (147-76 win vs. Northern New Mexico) and the most by a Mountain West team in three years (126 by UNLV vs. Life Pacific in 2022-23)
- The 103 points in the Dec. 31 win at Fresno State were the Lobos' most in a road game and the most in a Mountain West game since 2018 (108-87 win at Colorado State)



# 2024-25 LOBO BASKETBALL

## UNM CAREER RECORD BOOK

### CAREER SCORING LEADERS

Rk.	Player	Years	Points
1.	Charles Smith	1994-97	1,993
2.	Kenny Thomas	1996-99	1,931
3.	Lamont Long	1997-00	1,840
4.	Clayton Shields	1995-98	1,837
5.	Kendall Williams	2011-14	1,813
6.	Ruben Douglas	2001-03	1,782
7.	Luc Longley	1988-91	1,769
8.	Hunter Greene	1984-88	1,745
9.	Rob Robbins	1988-91	1,739
10.	Jamal Mashburn, Jr.	2002-24	1,629
11.	Jaelen House	2022-24	1,561
12.	Willie Long	1969-71	1,542
13.	Mel Daniels	1965-67	1,537
14.	Phil Smith	1981-84	1,477
15.	Kelvin Scarborough	1984-87	1,469
16.	Dairese Gary	2008-11	1,458
17.	Willie Banks	1989-92	1,394
18.	Kenny Page	1980-81	1,387
19.	Makuach Maluach	2018-21	1,308
20.	Francis Grant	1960-62	1,282
21.	Elijah Brown	2016-17	1,276
22.	Tony Danridge	2005-09	1,260
23.	Marvin Johnson	1977-78	1,246
24.	Cameron Bairstow	2011-14	1,239
25.	Mark Walters	2003-06	1,200
26.	Roman Martinez	2007-10	1,159
27.	Charlie Thomas	1988-89	1,158
28.	Johnny Brown	1985-86	1,157
29.	Phillip McDonald	2009-12	1,146
30.	David Chiotti	2003-06	1,145
31.	Donovan Dent	2023-pres.	1,097

### CAREER ASSIST LEADERS

Rk.	Player	Years	Assists
1.	Darrell McGee	1987-90	684
2.	Phil Smith	1981-84	630
3.	Kendall Williams	2011-14	617
4.	Kelvin Scarborough	1984-87	574
5.	Dairese Gary	2008-11	564
6.	Petie Gibson	1969-71	560
7.	David Gibson	1995-98	460
8.	Willie Banks	1989-92	419
9.	Donovan Dent	2023-pres.	408
10.	Jaelen House	2022-24	395

### CAREER DOUBLE-DOUBLE LEADERS

Rk.	Player	Years	DDs
1.	Mel Daniels	1965-67	44
2.	Willie Long	1969-71	43
3.	Kenny Thomas	1996-99	41
4.	Ira Harge	1963-64	37
5.	Luc Longley	1988-91	35
6.	Drew Gordon	2011-12	32
7.	Tom King	1960-61	25
8.	Alex Kirk	2011-14	24
	Bill Hagins	1974-75	24
	Darryl Minniefield	1972-73	24
11.	Greg Howard	1968-69	22
12.	Danny Granger	2004-05	20
	Ron Sanford	1967-69	20
	Claude Williams	1963-64	20
	Francis Grant	1960-62	20
16.	Nelly Jr. Joseph	2024-pres.	19

### SERIES HISTORY

- Utah State leads the all-time series 34-13 (USU leads 18-2 in Logan, 7-2 at Smith Spectrum)
- The teams split the two regular season meetings last season, with UNM winning 99-86 in The Pit and the Aggies winning 87-85 in Logan
- Utah State has won the last seven meetings in Logan with UNM's last road win in the series coming in 2015
- The Lobos' .222 win percentage (2-7) at the Smith Spectrum is their lowest in any Mountain West venue (next lowest is .308 [4-9] at the Save Mart Center in Fresno)

### STREAK BUSTING IN 2024-25

- New Mexico entered the 2024-25 season with losing streaks of at least six games at five road venues in the Mountain West
- The Lobos have already snapped three of those five, with road wins at Colorado State (snapped six-game streak), at Fresno State (snapped eight-game streak) and at UNLV (snapped six-game streak)
- UNM has opportunities to snap the other two road losing streaks, at Utah State tonight (lost seven straight) and at Boise State on Feb. 19 (lost six straight)

STREAKS SNAPPED THIS YEAR		
	Streak	Last win
at CSU (won-1228)	L6	2018
at Fresno St (won-1231)	L8	2016
at UNLV (won-125)	L6	2018
OPPORTUNITIES TO SNAP		
at Utah St	L7	2015
at Boise St	L6	2017

### STREAK SNAPPED WITH SAN JOSE STATE VICTORY

- The Dec. 4 win over San Jose State marked the first time in nearly two full years that the Lobos won a game in which they didn't have a double-digit lead at some point during the game (UNM's largest lead was the final margin of six)
- In each of the Lobos' previous 36 victories, they had a double-figure lead at some point during the game
- The Lobos held a double-digit lead in the first six victories this season, following a 2023-24 season where UNM held a double-digit lead in all 26 victories
- Prior to the win over the Spartans, New Mexico's last victory in a game when they never held a double-digit lead was an 81-79 overtime win over Boise State in 2022-23 (largest lead was five)
- The Lobos have since accomplished the feat twice more, having won without a double digit leads in the wins over Nevada and at Wyoming

### DEFENSIVE DOUBLE-DOUBLE

- New Mexico had 10 blocks and 10 steals in the victory over Nicholls to open the season
- It was the Lobos' second 10-and-10 game since the start of the 2023-24 season (10 blks and 12 stls vs. Utah State last season)
- The Lobos had gone 12 seasons without a 10-and-10 game prior to last season's Utah State game
- UNM has nearly had three more 10-and-10 games this season, with three games of double-digit steals and nine blocks

### SWEEP LA

- Since 2000, New Mexico was the 27th non-conference team to play both UCLA and USC in the same regular season, and became the seventh to earn wins over both in the same year
- The previous six teams since 1999-00 to beat both UCLA and USC in the non-conference schedule are Pepperdine (2001-02), Kansas (2010-11), Kansas (2011-12), San Diego State (2012-13), Monmouth (2015-16) and Gonzaga (2023-24)

### UP NEXT

- The Lobos return home to host Colorado State (third place in MW at 8-2) on Wednesday night
- Game time is 8:30 p.m. and the game will air on FS1
- New Mexico is looking to sweep the Rams for the first time since 2017-18 after winning 76-68 in Fort Collins on Dec. 28



# 2024-25 LOBO BASKETBALL

## 2024-25 ROSTER

NO.	PLAYER	PRONUNCIATION	POS.	YR.	HT.	HOMETOWN	SOCIAL	
0	CJ NOLAND		G	Grad.	6-4	Waxahachie, TX	X @CjNoland1	@ thecjnoland
1	BRADEN APPELHANS	apple-hahns	G	R-So.	6-7	Blue Springs, MO	X @AppelhansBraden	@ bradenappelhans1
2	DONOVAN DENT		G	Jr.	6-2	Riverside, CA	X @Donovandent1	@ donovandent2
3	TRU WASHINGTON		G	So.	6-4	Phoenix, AZ	X @washington_tru	@ truWASHINGTON
4	KAYDE DOTSON	cade	G	Fr.	6-2	Beaumont, TX	X @iamkaydedotson	@ kayde_._
6	ATIKI ALLY ATIKI	ah-TEE-kee ollie	F	Sr.	6-10	Mwanza, Tanzania	X @AtikiAtiki1	@ atikially3a
7	IBRAHIMA SACKO	E-bra-HE-ma SOCK-oh	F	So.	6-6	Conakry, Guinea		@ sacko0812
8	FILIP BOROVCANIN	bor-oh-VEECH-an-in	F	Jr.	6-9	Belgrade, Serbia	X @borovicinan_4	@ borovicinan_4
11	QUINTON WEBB		G	R-So.	6-6	San Bernardino, CA	X @_quintonwebb5	@ quintonwebb11
13	DANIEL THOMAS		F	Fr.	6-8	Dallas, TX	X @OnlyDaniel	@ danthomas_13
21	DERAJE AGBAOSI	derr-ah-ZHAY ag-BOW-see	F	R-Jr.	6-7	Union, NJ		@ _deraje
22	MUSTAPHAAMZIL	ahm-SEAL	F	Sr.	6-9	Helsinki, Finland	X @CantStaphMe	@ mustaphaamzil
23	NELLY JUNIOR JOSEPH		F	Sr.	6-10	Benin City, Nigeria	X @eazynelz	@ eazynelz
24	JOVAN MILICEVIC	YO-vahn mill-LEECH-ah-vich	F	Fr.	6-10	Toronto, ON	X @JovanMilicevic9	@ jovan.m23
32	SHANE DOUMA-SANCHEZ	DUE-ma	G	R-Fr.	6-1	Laguna Pueblo, NM	X @ds32_shaneshane	@ saucy_shaneshane
35	DYLAN CHAVEZ		G	Fr.	6-5	Albuquerque, NM	X @dylanchavez00	@ dylanchavez0

Head Coach

Associate Head Coach

Assistant Coach

Assistant Coach

Assistant Coach

Assistant Coach/Video Coordinator

Director of Basketball Operations

Strength & Conditioning Coach

Sports Medicine

Communications

Richard Pitino

Isaac Chew

Tarvish Felton

Aaron Katsuma

Dave Pilipovich

Danny Walters

Peyton Stephens

Matthew Flores

Grant Smith

Steve Kirkland

4th Season / Providence, 2005

4th Season / Avila, 1999

3rd Season / Southern Utah, 1999

2nd Season / Minnesota, 2014

4th Season / Thiel, 1986

3rd Season / Texas A&M, 2020

4th Season / Texas A&M, 2019

4th Season / Arizona State, 2012

1st Season / Missouri, 2020

4th Season / Penn State, 2001



## THE LAST TIME

### A NEW MEXICO PLAYER...

- **Scored 30 points:** Donovan Dent (34) at UNLV (1/25/25)
- **Scored 35 points:** Donovan Dent (40) vs. VCU (12/18/24)
- **Scored 40 points:** Donovan Dent (40) vs. VCU (12/18/24)
- **Two players with 20 points:** Donovan Dent (20) and Nelly Junior Joseph (20), vs. Nevada (1/3/25)
- **Two players with 25 points:** Donovan Dent (30) and Mustapha Amzil (28), vs. Arizona State (11/28/24)
- **Three players with 20 points:** Corey Manigault (28), Zane Martin (23) & Vance Jackson (20) vs. Wyoming (2/8/20)
- **20-point game off the bench:** CJ Noland (23) at Fresno State (12/31/24)
- **20-points in one half:** Donovan Dent (25<sup>2</sup>) vs. VCU (12/18/24)
- **A player with back-to-back 30-point games:** Ruben Douglas (2/24/03-3/1/03)
- **One player scored in double figures:** at Air Force (2/24/21)
- **No players scored in double figures:** at Boise State (12/23/20)
- **Five players scored in double figures:** vs. Fresno State (1/20/25)
- **All five starters scored in double figures:** at San Jose State (1/24/24)
- **Six players scored in double figures:** vs. Utah State (1/16/24)
- **Had 15 rebounds:** Nelly Junior Joseph (18) at UNLV (1/25/25)
- **Had 20 rebounds:** Carlton Bragg (20) at Wyoming (3/9/19)
- **Two players with 10 rebounds:** Nelly Junior Joseph (12) & Filip Borovicinanin (11) at Wyoming (1/7/25)
- **Double-Double:** Nelly Junior Joseph at UNLV (1/25/25)
- **Two players had a double-double:** Nelly Junior Joseph & Filip Borovicinanin at Wyoming (1/7/25)
- **Three players had a double-double:** Nelly Junior Joseph, Mustapha Amzil and Donovan Dent vs. Nicholls (11/4/24)
- **Double-Double with points and assists:** Donovan Dent vs. USC (11/29/24)
- **Four Double-Doubles in a row:** Morris Udeze (1/7/23-1/17/23)
- **Triple-Double:** Luc Longley vs. Penn State (3/28/90) *NIT*
- **20 points and 20 rebounds:** Carlton Bragg (22/20) at Wyoming (3/9/19)
- **10 assists:** Donovan Dent (11) vs. USC (11/29/24)
- **5 Blocked Shots:** Atiki Ally Atiki (5) vs. A&M-Corpus Christi (11/12/24)
- **5 Steals:** Tru Washington (5) at San Jose State (1/14/25)
- **Led UNM in Points, Rebounds and Assists:** Makuach Malauch at Fresno State (1/30/21)
- **Hit a last second shot to win a game (1.0 or later):** Nelly Junior Joseph vs. Nevada (1/3/25), jumper as time expired in OT to win 82-81
- **Played the entire game:** Jaalen House at Air Force (2/5/22)
- **Played 40 or more minutes:** Four players at Nevada (2ot) (1/23/23)

### NEW MEXICO TEAM...

- **Won in Overtime:** 82-81 vs. Nevada (1/3/25)
- **Lost in Overtime:** 83-89 vs. New Mexico State (12/7/24)
- **Played Two Overtimes:** L, 94-97 (2ot) at Nevada (1/23/23)
- **Played Three Overtimes:** W, 104-99 (3ot) vs. Fresno State (3/8/96) *WACT*
- **Shot 70 percent for a Half:** 73.3 (22-30)<sup>2</sup>, vs. Houston Baptist (12/22/19)
- **Shot 60 percent in a Game:** 60.3 (47-78) vs. Western New Mexico (12/14/24)
- **Shot less than 30 percent in a Game:** 29.7 (19-64) vs. Clemson (3/22/24) *NCAA*
- **Shot 90 percent from the free throw line:** 100.0 (15-15) vs. Boise State (1/17/25)
- **Shot 50 percent from 3-point line:** 50.0 (14-28) vs. Western New Mexico (12/14/24)
- **Shot less than 30 percent in a half:** 18.5 (5-27)<sup>1</sup>, at Wyoming (1/7/25)
- **Shot less than 20 percent in a half:** 18.5 (5-27)<sup>1</sup>, at Wyoming (1/7/25)
- **Shot 55 percent or better and lost:** 59.6 (31-52) vs. New Mexico State (11/17/18)
- **Attempted 50 FTs:** 52 at UTEP (1/2/08)
- **Made 30 FTs:** 31 vs. Nevada (1/3/25)
- **Made 10 3-pt FGs:** 13, vs. Fresno State (1/20/25)
- **Failed to make a 3-pt FG:** vs. Washington State (12/25/15)
- **Had 50 rebounds:** 54, vs. Fresno State (1/20/25)
- **Had 25 assists:** 31, vs. Western New Mexico (12/14/24)
- **Had 15 steals:** 17, vs. Western New Mexico (12/14/24)
- **Had 10 blocks:** 10, vs. Nicholls (11/4/24)
- **Scored 50 pts in a half:** 50<sup>3</sup>, vs. Fresno State (1/20/25)
- **Scored 60 pts in a half:** 62<sup>2</sup>, vs. Western New Mexico (12/14/24)
- **Scored 100 pts (MW):** 103, at Fresno State (12/31/24)
- **Scored 100 pts (non-conf):** 122, vs. Western New Mexico (12/14/24)
- **Scored under 20 pts in 1st half:** 18, at Wyoming (1/7/25)
- **Scored under 20 pts in 2nd half:** 18, at UNLV (1/18/21)
- **Scored under 50 pts in a game:** 47, at San Diego State (1/31/22)
- **Never trailed:** vs. Fresno State (1/20/25)

### AN OPPOSING PLAYER...

- **Scored 30 points:** Max Rice (35), Boise State (1/31/24)
- **Scored 35 points:** Max Rice (35), Boise State (1/31/24)
- **Scored 40 points:** Jordan Caroline (45), Nevada (1/7/17)
- **Two players with 20 points:** Christian Cook (27) & Robert Carpenter (20), New Mexico State (12/7/24)
- **Two players with 25 points:** Graham Ike (29) & Hunter Maldonado (25), at Wyoming (1/22/22)
- **Three players with 20 points:** Will Baker (28), Jarod Lucas (22) & Kenan Blackshear (20), at Nevada (1/13/23)
- **20-point game off the bench:** Robert Carpenter (20), New Mexico State (12/7/24)
- **One player scored in double figures:** Grambling State (11/21/24)
- **No players scored in double figures:** Nevada (1/28/24)
- **Five players scored in double figures:** at San Jose State (1/14/25)
- **All five starters scored in double figures:** at St. John's (11/17/24)
- **Six players scored in double figures:** Utah State (1/8/22)
- **Had 15 rebounds:** Tyler Bilodeau (15), vs. UCLA (11/8/24)
- **Had 20 rebounds:** Ryan Watkins (22), Boise State (1/21/14)
- **Two players with 10 rebounds:** RJ Luis, Jr. (11) & Zuby Ejiofor (10), at St. John's (11/17/24)
- **Double-Double:** Elijah Price, Fresno State (1/20/25)
- **Two players had a double-double:** RJ Luis, Jr. & Zuby Ejiofor, at St. John's (11/17/24)
- **Double-Double with points and assists:** Isaiah Stevens, at Colorado State (3/3/23)
- **Triple-Double:** Omari Moore, at San Jose State (2/20/22)
- **10 assists:** Alvaro Cardenas (10), at San Jose State (1/24/24)
- **5 Blocked Shots:** Nick Davidson (5), Nevada (1/3/25)
- **5 Steals:** Elijah Price (6), at Fresno State (12/31/24)
- **Hit a last second shot to win a game (1.0 or later):** Lamont Butler, San Diego State (2/25/23), three-pointer as time expired to win 73-71

### OPPONENT TEAM...

- **Shot 70 percent for a Half:** 73.1 (19-26)<sup>2</sup>, at Air Force (2/10/23)
- **Shot 60 percent in a Game:** 66.0 (35-53) at Air Force (2/10/23)
- **Shot less than 30 percent in a Game:** 29.4 (20-68), Boise State (3/14/24) *MWT*
- **Shot 90 percent from the free throw line:** 100.0 (5-5), at San Jose State (1/24/24)
- **Shot 50 percent from 3-point line:** 50.0 (9-18), Texas Southern (11/24/24)
- **Shot less than 30 percent in a half:** 21.4 (6-28)<sup>2</sup>, at Wyoming (1/7/25)
- **Shot less than 20 percent in a half:** 18.5 (5-27)<sup>1</sup>, at Fresno State (1/28/21)
- **Shot 55 percent or better and lost:** 57.8 (37-64) at Wyoming (2/20/18)
- **Attempted 50 FTs:** 50, New Mexico State (12/11/82)
- **Made 30 FTs:** 35, Utah State (3/14/19)
- **Made 10 3-pt FGs:** 10, at San Jose State (1/14/25)
- **Failed to make a 3-pt FG:** New Mexico State (12/16/15)
- **Had 50 rebounds:** 52, Boise State (1/15/22)
- **Had 25 assists:** 27, at Colorado State (3/3/21)
- **Had 15 steals:** 15, UAB (11/25/21)
- **Had 10 blocks:** 10, Utah State (1/6/21)
- **Scored 50 pts in a half:** 53<sup>2</sup>, at Fresno State (12/31/24)
- **Scored 60 pts in a half:** 61<sup>2</sup>, at Wyoming (2/20/18)
- **Scored 100 pts (MW):** 105, at Colorado State (1/15/20)
- **Scored 100 pts (non-conf):** 100, at New Mexico State (12/4/18)
- **Scored under 20 pts in 1st half:** 19, at Fresno State (1/28/21)
- **Scored under 20 pts in 2nd half:** 19, New Mexico State (12/3/14)
- **Scored under 50 pts in a game:** 48, San Diego State (1/11/25)
- **Never trailed:** at Saint Mary's (11/9/23)

### COMEBACKS...

	New Mexico Comeback	Opponent Comeback
Trailing at Half	at Wyoming (1/7/25) 18-32 / 61-53	at San Jose St (1/14/25) 31-35 / 71-70
Trailing w/8:00 left	at Wyoming (1/7/25) 43-45 / 61-53	vs. Arizona St (11/28/24) 60-62 / 85-82
Trailing w/4:00 left	at Wyoming (1/7/25) 47-48 / 61-53	Air Force (2/24/24) 67-70 / 78-77
Trailing w/2:00 left	at Wyoming (12/31/22) 72-74 / 76-75	Air Force (2/24/24) 70-72 / 78-77
Trailing w/1:00 left	at NMSU (12/15/23) 68-72 / 73-72	at San Jose St (1/14/25) 66-68 / 71-70
Trailing any pt in final 30 sec of 2nd half or 30 sec of OT	Nevada (1/3/25) 80-81 (01 ot) / 82-81	at SJSU (1/14/25) 69-70 (03) / 71-70





# 2024-25 LOBO BASKETBALL

## NEW MEXICO UTEP

74  
70

GAME #0 (exhibition)  
Oct. 28, 2024  
The Pit (10,359)  
Albuquerque, NM

UTEP	FG	3FG	FT	O-D-T	PF	TP	A	TO	BS	S	MP
Frazier*	8-14	4-6	1-1	1-0-1	3	21	1	0	1	2	22
34 Kalu*	3-6	0-0	1-2	2-2-4	3	7	0	0	0	0	17
4 Camper*	1-5	0-1	0-0	0-2-2	3	2	1	1	0	2	30
5 Terrell*	2-6	0-0	1-1	2-0-2	5	5	4	1	0	3	22
13 Barnes*	2-8	1-4	2-2	0-3-3	4	7	4	2	0	3	27
1 Thomas	1-4	1-2	1-2	0-2-2	1	4	1	0	0	0	16
3 Hebb	1-1	0-0	0-0	0-0-0	0	2	0	2	0	0	5
11 Horton	0-3	0-3	2-2	0-3-3	5	2	0	1	0	0	20
12 Bynum	2-10	1-6	1-1	0-4-4	1	6	1	2	0	2	19
32 Hamilton	5-7	0-0	0-0	3-2-5	2	10	0	0	0	0	11
33 Jones	1-6	0-2	2-2	0-1-1	0	4	0	1	2	0	11
TEAM				1-2-3							
Totals	26-70	7-24	11-13	9-21-30	27	70	12	11	3	12	200
UNM	FG	3FG	FT	O-D-T	PF	TP	A	TO	BS	S	MP
8 Borovicainin*	0-2	0-1	1-1	1-3-5	0	1	2	1	0	1	20
22 Amzli*	1-8	0-5	4-4	2-9-11	0	6	1	1	0	0	20
23 Joseph*	3-7	0-0	1-5	4-12-16	3	7	1	4	5	0	30
2 Dent*	5-6	1-1	8-10	0-0-0	2	19	5	5	0	0	32
3 Washington*	5-12	3-5	4-5	2-4-6	1	17	2	2	0	4	28
0 Noland	0-4	0-3	2-2	0-1-1	1	2	0	4	0	1	16
1 Appelhans	0-3	0-3	4-4	0-3-3	0	4	0	1	0	1	8
4 Dotson	0-1	0-1	1-2	0-1-1	1	1	0	3	1	0	8
6 Atiki	1-2	0-0	2-2	3-1-4	3	4	1	2	0	1	10
7 Sacko	2-4	0-1	0-0	2-0-2	0	4	1	0	2	0	12
11 Webb	1-2	0-1	0-1	0-1-1	1	2	0	1	1	1	8
24 Milicevic	3-4	1-2	0-0	1-2-3	1	7	1	1	1	0	8
TEAM				3-0-3							
Totals	21-55	5-23	27-36	19-37-56	13	74	14	25	11	9	200
	1st	2nd	Total			FG%	3FG%	FT%			
UTEP	30	40	70			37.1	29.2	84.6			
New Mexico	36	38	74			38.2	21.7	75.0			

Points in the Paint-UTEP 38, UNM 28; Points off Turnovers-UTEP 17, UNM 14  
2nd Chance Points-UTEP 10, UNM 19; Fast Break Points-UTEP 10, UNM 16  
Bench Points-UTEP 28, UNM 24. Score Tied-2 times. Lead changed-4 times.  
Largest lead-UTEP by 1 1st-9:50, UNM by 14 2nd-5:01.  
UTEP led for 0:46, UNM led for 38:38, Game tied 0:36.  
Officials: Mike Littlewood, Deldre Carr, Bianca Burns  
Technical: none

## NEW MEXICO NICHOLLS

91  
84

GAME #1  
Nov. 4, 2024  
The Pit (10,609)  
Albuquerque, NM

NICH (0-1)	FG	3FG	FT	O-D-T	PF	TP	A	TO	BS	S	MP
6 Myles*	3-6	1-3	0-0	1-4-5	5	7	1	1	0	1	14
15 West*	3-7	0-0	4-5	3-6-9	3	10	2	4	3	0	35
1 English*	2-10	1-3	2-6	0-4-4	2	7	8	5	0	0	27
2 Brown*	8-16	1-2	1-2	1-3-4	2	23	3	1	0	0	39
10 Cormish*	4-16	4-14	2-2	1-6-7	3	14	0	1	0	1	26
0 Collins	3-3	0-0	0-0	2-3-5	5	6	1	1	0	0	18
3 Searles	1-4	0-1	0-1	0-4-4	0	2	1	0	1	0	8
5 Malone	1-1	0-0	0-0	1-2-3	1	2	1	3	0	1	14
9 Gray	5-9	3-4	0-0	2-1-3	3	13	1	0	0	1	19
TEAM				3-2-5							
Totals	30-72	15-37	9-16	14-35-49	24	84	18	17	4	4	200
UNM (1-0)	FG	3FG	FT	O-D-T	PF	TP	A	TO	BS	S	MP
8 Borovicainin*	2-6	1-4	0-0	2-5-7	2	5	2	1	0	0	19
22 Amzli*	5-15	1-9	2-2	5-8-13	3	13	2	0	2	0	32
23 Joseph*	9-15	0-0	10-12	6-10-16	2	28	2	3	3	2	36
2 Dent*	5-11	0-2	5-7	0-0-0	0	15	11	2	1	3	38
3 Washington*	4-8	2-3	2-2	1-3-4	4	12	0	1	0	2	20
0 Noland	4-14	1-9	1-3	2-1-3	2	10	1	1	3	1	22
1 Appelhans	1-4	0-0	0-0	0-0-0	0	3	0	0	0	1	9
4 Dotson	1-4	1-4	0-2	0-0-0	2	3	0	0	0	0	10
6 Atiki	0-3	0-0	0-0	0-1-1	0	0	0	0	1	0	4
11 Webb	0-0	0-0	0-0	0-0-0	0	0	0	0	0	0	1
24 Milicevic	0-1	0-1	2-4	0-1-1	1	2	0	0	0	1	8
TEAM				2-3-5							
Totals	31-81	7-36	22-32	18-32-50	16	91	18	8	10	10	200
	1st	2nd	Total			FG%	3FG%	FT%			
Nicholls	43	41	84			41.7	40.556	68.8			
New Mexico	48	43	91			38.3	19.4	68.8			

Points in the Paint-NICH 30, UNM 46; Points off Turnovers-NICH 6, UNM 23  
2nd Chance Points-NICH 16, UNM 17; Fast Break Points-NICH 13, UNM 27  
Bench Points-NICH 23, UNM 18. Score Tied-7 times. Lead changed-2 times.  
Largest lead-NICH by 3 1st-10:33, UNM by 12 2nd-7:07.  
NICH led for 4:09, UNM led for 32:02, Game tied 3:49.  
Officials: Scott Brown, Jim Bruno, Crystal Hogan  
Technical: none

## NEW MEXICO #22 UCLA

72  
64

GAME #2  
Nov. 8, 2024  
Lee's Family Forum (1,497)  
Henderson, NV

UNM (2-0)	FG	3FG	FT	O-D-T	PF	TP	A	TO	BS	S	MP
8 Borovicainin*	2-2	2-2	0-0	0-2-2	3	6	3	1	0	0	24
22 Amzli*	3-7	2-4	0-0	0-4-4	4	8	0	3	2	0	28
23 Joseph*	5-9	0-0	6-8	4-8-12	3	16	0	4	1	2	33
2 Dent*	8-13	0-1	1-4	0-1-1	1	17	8	9	0	2	34
3 Washington*	1-7	0-3	1-2	2-3-5	2	3	2	3	0	5	30
0 Noland	2-5	1-2	8-8	0-1-1	5	13	1	0	0	3	19
1 Appelhans	1-1	1-1	0-0	0-1-1	1	3	0	0	0	0	4
4 Dotson	0-1	0-1	0-0	0-1-1	0	0	0	2	0	0	6
6 Atiki	2-2	0-0	0-0	0-1-1	1	4	0	0	0	0	7
7 Sacko	1-1	0-0	0-1	0-1-1	4	2	0	0	0	0	10
11 Webb	0-1	0-1	0-0	0-0-0	0	0	0	0	0	0	2
24 Milicevic	0-0	0-0	0-0	0-0-0	2	0	0	0	0	0	2
TEAM				2-3-5							
Totals	25-49	6-15	16-23	8-26-34	26	72	14	24	3	12	200
UCLA (1-1)	FG	3FG	FT	O-D-T	PF	TP	A	TO	BS	S	MP
3 Dailey*	1-3	1-2	2-2	1-2-3	4	5	1	2	0	0	15
34 Bilodeau*	8-20	2-7	5-8	7-8-15	3	23	0	3	1	2	33
0 Johnson*	2-4	0-2	3-4	2-2-4	4	7	5	1	0	1	26
2 Andrews*	2-6	0-3	0-0	0-0-0	2	4	2	6	0	1	30
55 Clark*	3-9	1-4	0-0	0-0-0	2	7	1	1	0	6	29
1 Perry	1-4	1-2	5-7	1-2-3	3	8	2	1	0	2	23
10 Stefanovic	1-4	0-3	0-0	2-1-3	2	2	0	3	0	0	15
12 Mack	0-0	0-0	2-2	0-0-0	1	2	2	3	0	0	10
15 Mara	0-0	0-0	0-0	0-0-0	1	0	0	0	0	0	5
24 Kyle	2-5	0-0	2-4	0-4-4	2	6	0	1	2	0	15
TEAM				1-1-2							
Totals	20-55	5-23	19-27	14-20-34	24	64	13	21	3	12	200
	1st	2nd	Total			FG%	3FG%	FT%			
New Mexico	41	31	72			51.0	40.0	69.6			
UCLA	30	34	64			36.4	21.7	70.4			

Points in the Paint-UNM 36, UCLA 24; Points off Turnovers-UNM 21, UCLA 15  
2nd Chance Points-UNM 2, UCLA 12; Fast Break Points-UNM 17, UCLA 10  
Bench Points-UNM 27, UCLA 18. Score Tied-1 time. Lead changed-0 times.  
Largest lead-UNM by 16 2nd-14:29, UCLA - none.  
UNM led for 39:31, UCLA led for 0:00, Game tied 0:29.  
Officials: Paul Szelc, Mike Reed, Keith Kimble  
Technical: none

## NEW MEXICO TAMU-CC

100  
81

GAME #3  
Nov. 12, 2024  
The Pit (11,160)  
Albuquerque, NM

TAMU-CC (1-2)	FG	3FG	FT	O-D-T	PF	TP	A	TO	BS	S	MP
6 S.Williams*	4-8	0-0	0-2	3-3-6	2	8	0	1	0	1	19
12 Dease*	5-6	0-1	1-2	2-5-7	1	11	7	4	0	0	27
33 Clark*	5-8	1-2	8-9	1-4-5	3	19	1	2	0	0	29
2 Roberts*	2-6	2-5	0-0	0-2-2	2	6	0	1	1	0	18
10 L.Williams*	2-5	0-0	1-5	0-3-3	3	5	3	2	1	1	20
0 Torbor	0-0	0-0	0-0	0-0-0	1	0	0	1	0	1	3
1 Wright-Forde	3-5	0-0	3-5	0-2-2	3	9	2	3	1	0	15
3 Villegas	0-0	0-0	0-0	0-0-0	0	0	0	0	0	0	4
4 Parker	0-4	0-4	1-2	0-1-1	3	1	4	3	0	1	12
5 Dennis	3-3	1-1	0-2	0-0-0	2	7	2	0	0	0	10
13 Jackson	4-5	0-0	1-4	0-5-5	4	9	1	0	1	1	22
21 Walker	0-1	0-0	0-0	0-1-1	2	0	0	2	0	1	7
24 Potter	1-4	1-3	3-4	0-0-0	0	6	0	3	0	1	14
TEAM				3-4-7							
Totals	29-55	5-16	18-35	9-30-39	26	81	20	22	4	7	200
UNM (3-0)	FG	3FG	FT	O-D-T	PF	TP	A	TO	BS	S	MP
8 Borovicainin*	0-5	0-2	0-0	1-0-1	2	0	0	1	0	0	14
22 Amzli*	3-9	1-5	5-6	2-5-7	3	12	2	4	2	2	27
23 Joseph*	5-6	0-0	0-3	3-6-9	4	10	1	2	2	2	16
2 Dent*	7-10	1-1	10-14	0-0-0	2	25	10	0	0	2	30
3 Washington*	5-12	1-4	4-7	3-2-5	3	15	2	1	0	2	31
0 Noland	1-7	1-5	2-2	0-3-3	5	5	1	3	0	3	16
1 Appelhans	1-1	1-1	0-0	0-2-2	0	3	0	0	0	1	10
4 Dotson	6-7	3-4	3-4	0-1-1	2	18	3	1	0	2	15
6 Atiki	4-4	0-0	1-3	1-4-5	2	9	2	0	5	0	21
7 Sacko	1-1	1-1	0-0	0-1-1	4	3	0	1	0	1	14
11 Webb	0-0	0-0	0-0	0-1-1	0	0	0	1	0	0	4
24 Milicevic	0-0	0-0	0-0	0-0-0	1	0	0	0	0	0	2
TEAM				1-1-2							
Totals	33-62	9-23	25-39	11-26-37	28	100	22	14	9	15	200
	1st	2nd	Total			FG%	3FG%	FT%			
A&M-Corpus Christi	34	47	81			52.7	31.3	51.4			
New Mexico	49	51	100			53.2	39.1	64.1			

Points in the Paint-TAMUCC



# 2024-25 LOBO BASKETBALL

## NEW MEXICO TEXAS SOUTHERN 68

GAME #6  
Nov. 24, 2024  
The Pit (11,286)  
Albuquerque, NM

TXSO (1-5)	FG	3FG	FT	O-D-T	PF	TP	A	TO	BS	S	MP
1 Hunter*	4-12	0-0	0-0	1-4-5	4	8	0	1	2	1	30
0 Jackson-Posey*	1-3	1-3	0-0	0-3-3	2	3	1	2	0	0	11
2 McClain*	6-12	2-5	11-	0-1-1	3	15	6	5	0	0	28
7 Hayes*	2-7	2-2	4-4	1-0-1	0	10	3	1	0	1	25
23 Posey*	1-2	0-0	0-0	0-1-1	5	2	0	2	0	0	14
5 Wysinger	2-4	1-1	7-8	0-4-4	0	12	2	1	0	0	16
8 Anderson	1-4	0-0	1-2	0-2-2	1	3	1	1	0	1	22
12 Morte	2-5	1-2	0-0	0-4-4	2	5	1	0	0	0	13
14 Granger	2-3	2-3	0-0	1-2-3	1	6	0	1	0	1	17
20 Koureissi	2-6	0-1	0-2	3-4-7	0	4	0	3	1	0	19
32 Farooq	0-1	0-1	0-0	0-0-0	0	0	0	1	0	0	6
TEAM				3-2-5							
Totals	23-59	9-18	13-17	9-27-36	19	68	14	20	3	4	200
UNM (5-1)	FG	3FG	FT	O-D-T	PF	TP	A	TO	BS	S	MP
22 Amzli*	6-15	2-6	4-6	0-2-2	1	18	1	0	0	0	29
23 Joseph*	2-4	0-1	4-6	1-7-8	3	8	1	2	3	2	23
0 Noland*	3-6	0-2	0-1	2-6-8	2	6	1	1	0	2	21
2 Dent*	4-9	0-1	3-4	1-1-2	2	11	5	0	1	1	25
3 Washington*	8-13	3-4	0-1	5-5-10	1	19	3	1	0	4	28
1 Appelhans*	1-3	1-2	0-0	0-0-0	0	3	2	0	2	1	14
4 Dotson	3-6	3-5	1-2	0-0-0	1	10	2	0	0	0	15
6 Atiki	2-4	0-0	0-0	2-0-2	0	4	1	1	2	0	13
7 Sacko	2-3	0-1	0-0	1-0-1	2	4	0	1	1	0	5
8 Borovicinan	5-6	1-2	0-0	0-4-4	2	11	2	1	0	0	10
11 Webb	1-2	0-0	0-1	1-1-2	1	2	0	0	0	0	8
24 Milicevic	1-4	1-3	0-0	0-1-1	1	3	1	0	0	0	10
TEAM				1-2-3							
Totals	38-75	11-27	12-21	14-29-43	16	99	19	7	9	10	200
1st	31	37	68								
2nd	38	61	99								
FG%	50.7	40.7	57.1								
3FG%											
FT%											

Points in the Paint-TXSO 18, UNM 52; Points off Turnovers-TXSO 2, UNM 30  
2nd Chance Points-TXSO 6, UNM 24; Fast Break Points-TXSO 14, UNM 29  
Bench Points-TXSO 30, UNM 37. Score Tied-2 times. Lead changed-2 times.  
Largest lead-TXSO by 2 1st-2:27, UNM by 39 2nd-3:31.  
TXSO led for 0:32, UNM led for 37:13. Game tied 2:15.  
Officials: Tommy Nunez, Crystal Hogan, Daniel Nguyen  
Technical: UNM-Washington; TXSO-Coach Jones, Posey

## ARIZONA STATE NEW MEXICO 82

GAME #7  
Nov. 28, 2024  
Acrisure Arena (732)  
Palm Desert, CA

ASU (6-1)	FG	3FG	FT	O-D-T	PF	TP	A	TO	BS	S	MP
8 Jhjad*	5-9	3-4	7-10	2-4-6	4	20	0	1	0	1	26
21 Quintance*	2-8	0-1	0-3	4-4-8	2	4	1	1	3	1	29
1 Mason*	3-8	1-2	4-4	0-3-3	4	11	5	1	1	1	33
10 Freeman*	4-6	1-3	7-8	0-3-3	2	16	3	2	0	1	28
44 Miller*	3-6	2-3	0-0	0-1-1	2	8	2	2	0	1	28
3 Sanon	1-11	2-5	5-5	1-1-2	1	19	3	1	0	0	32
5 Ali	6-4	0-1	0-0	0-1-1	2	2	1	0	0	0	11
9 Phillips	2-3	0-0	1-2	0-4-4	4	5	1	1	0	0	14
TEAM				2-4-6							
Totals	26-55	9-19	24-32	9-25-34	22	85	16	10	4	5	200
UNM (5-2)	FG	3FG	FT	O-D-T	PF	TP	A	TO	BS	S	MP
22 Amzli*	6-16	3-9	13-14	3-5-8	4	28	0	2	0	0	35
23 Joseph*	1-3	0-0	1-1	2-5-7	4	3	1	5	0	1	25
0 Noland*	4-7	3-3	2-2	0-4-4	3	13	2	0	1	2	30
2 Dent*	9-21	0-1	12-15	0-1-1	2	30	7	0	1	0	35
3 Washington	1-8	0-3	0-0	3-2-5	4	2	0	0	0	2	27
1 Appelhans*	0-0	0-0	0-0	0-1-1	0	0	0	0	0	0	5
4 Dotson	0-0	0-0	0-0	0-0-0	0	0	0	0	0	0	5
6 Atiki	1-2	0-0	0-0	1-4-5	4	2	0	0	2	0	15
7 Sacko	0-1	0-0	0-0	0-1-1	1	0	0	2	0	0	5
8 Borovicinan	2-5	0-0	0-0	1-0-1	3	4	0	1	0	1	16
24 Milicevic	0-0	0-0	0-0	0-0-0	1	0	0	0	0	0	2
TEAM				4-1-5							
Totals	24-63	6-16	28-32	14-24-38	26	82	10	11	3	6	200
1st	34	51	85								
2nd	37	45	82								
FG%	47.3	47.4	75.0								
3FG%	38.1	37.5	87.5								
FT%											

Points in the Paint-ASU 26, UNM 34; Points off Turnovers-ASU 15, UNM 13  
2nd Chance Points-ASU 10, UNM 8; Fast Break Points-ASU 5, UNM 7  
Bench Points-ASU 26, UNM 6. Score Tied-10 times. Lead changed-7 times.  
Largest lead-ASU by 13 1st-5:48, UNM by 9 2nd-15:18.  
ASU led for 18:09, UNM led for 17:08. Game tied 4:43.  
Officials: Terry Oglesby, Bill Vinovich, Alexander Thompson  
Technical: ASU-Phillips, Coach Hurley

## NEW MEXICO USC 83

GAME #8  
Nov. 29, 2024  
Acrisure Arena (310)  
Palm Desert, CA

USC (5-3)	FG	3FG	FT	O-D-T	PF	TP	A	TO	BS	S	MP
0 Thomas*	4-7	1-4	0-0	0-7-7	2	9	5	5	0	3	37
5 Williams*	3-6	2-4	3-4	0-4-4	0	11	2	1	0	1	27
33 Cohen*	6-9	0-0	2-3	1-0-1	2	14	0	0	0	0	17
1 Claude*	5-9	1-1	2-2	0-2-2	2	13	2	3	0	3	32
7 Agbo*	4-12	3-6	2-2	2-5-7	5	13	2	3	0	2	40
2 Elohim	0-0	0-0	0-0	0-2-2	1	0	0	1	0	0	9
3 Knowling	1-4	0-0	0-0	1-1-2	2	2	0	0	0	0	11
4 Pope	0-0	0-0	0-0	0-0-0	1	0	0	0	0	0	0+
6 Yates	0-2	0-1	0-0	1-0-1	0	0	1	1	0	0	6
8 Patton	3-4	0-0	1-3	1-2-3	2	7	0	0	0	1	7
9 Shelley	0-1	0-1	1-2	0-0-0	1	1	1	0	0	0	6
12 Agee	1-1	0-0	1-2	0-0-0	0	3	0	1	0	0	8
TEAM				2-1-3							
Totals	27-55	7-17	12-18	8-24-32	18	73	13	16	0	11	200
UNM (6-2)	FG	3FG	FT	O-D-T	PF	TP	A	TO	BS	S	MP
22 Amzli*	3-6	1-2	3-5	1-2-3	0	10	0	3	0	1	29
23 Joseph*	5-8	0-0	5-6	4-2-6	2	15	1	2	2	0	26
0 Noland*	3-8	0-4	0-4	0-3-3	3	6	0	1	0	2	23
2 Dent*	6-12	1-2	4-4	1-5-6	1	17	11	4	1	1	36
3 Washington*	7-12	3-7	3-4	1-3-4	1	20	4	3	0	2	32
1 Appelhans*	3-7	2-5	1-1	1-0-1	1	9	0	0	0	0	17
4 Dotson	0-0	0-0	0-0	0-0-0	2	0	0	0	0	0	4
6 Atiki	2-2	0-0	0-0	0-3-3	1	4	0	0	2	0	12
8 Borovicinan	0-1	0-0	0-0	0-0-0	0	0	0	0	0	1	8
11 Webb	0-0	0-0	0-0	0-0-0	2	0	0	1	0	0	2
24 Milicevic	1-2	0-0	0-0	1-1-2	1	2	1	0	0	1	11
TEAM				2-2-4							
Totals	30-58	7-21	16-24	11-21-32	14	83	17	14	5	8	200
1st	30	43	73								
2nd	39	44	83								
FG%	51.7	33.3	66.7								
3FG%											
FT%											

Points in the Paint-USC 38, UNM 40; Points off Turnovers-USC 16, UNM 17  
2nd Chance Points-USC 9, UNM 12; Fast Break Points-USC 8, UNM 12  
Bench Points-USC 13, UNM 15. Score Tied-1 time. Lead changed-4 times.  
Largest lead-USC by 4 1st-17:35, UNM by 20 2nd-5:58.  
USC led for 2:21, UNM led for 35:59, Game tied 1:40.  
Officials: John Hampton, Michael Greenstein, Bill Vinovich  
Technical: none

## NEW MEXICO SAN JOSE ST 77

GAME #9  
Dec. 4, 2024  
The Pit (10,658)  
Albuquerque, NM

SJSU (4-6, 0-1)	FG	3FG	FT	O-D-T	PF	TP	A	TO	BS	S	MP
22 Valhola*	3-3	0-0	4-6	3-8-11	2	10	3	3	4	0	23
0 Yap*	0-7	0-4	0-0	1-4-5	4	0	4	2	0	0	33
1 McClendon*	6-12	4-7	4-4	0-1-1	2	20	2	0	1	1	35
6 Hall*	3-13	0-2	2-3	1-5-6	4	8	2	2	0	2	30
9 Udjuje*	8-14	3-4	3-3	0-1-1	3	22	1	3	0	3	35
5 Davis	1-3	0-1	4-5	1-2-3	2	6	0	0	0	0	27
13 Washington	1-2	1-1	0-0	0-0-0	1	3	1	1	0	0	10
24 NgaNga	3-3	2-2	0-0	0-1-1	4	8	0	1	0	1	7
TEAM				1-2-3							
Totals	25-56	10-21	17-21	7-24-31	22	77	13	10	7	6	200
UNM (7-2, 1-0)	FG	3FG	FT	O-D-T	PF	TP	A	TO	BS	S	MP
22 Amzli*	6-12	1-3	6-9	5-4-9	2	19	3	0	2	1	37
23 Joseph*	5-11	0-0	6-6	2-8-10	3	16	2	2	0	1	35
1 Appelhans*	1-5	1-4	0-0	0-2-2	0	3	1	0	1	0	19
2 Dent*	6-16	1-2	7-10	0-3-3	2	20	5	4	1	1	38
3 Washington*	5-13	3-7	0-0	2-3-5	0	13	2	2	0	0	31
4 Dotson	0-0	0-0	0-0	0-0-0	1	0	1	0	0	0	2
6 Atiki	1-2	0-0	1-2	1-0-1	2	3	0	0	0	2	5
7 Sacko	0-1	0-0	0-2	0-0-0	0	0	0	0	0	1	2
8 Borovicinan	4-5	1-1	0-1	1-6-7	2	9	3	0	0	1	31
24 Milicevic	0-0	0-0	0-0	0-0-0	1	0	0	0	0	0	1
TEAM				5-0-5							
Totals	28-65	7-17	20-30	16-26-42	13	83	17	9	4	7	200
1st	38	39	77								
2nd	39	44	83								
FG%	43.1	41.2	66.7								
3FG%											
FT%											

Points in the Paint-SJSU 30, UNM 40; Points off Turnovers-SJSU 9, UNM 6  
2nd Chance Points-SJSU 5, UNM 8; Fast Break Points-SJSU 9, UNM 12  
Bench Points-SJSU 17, UNM 12. Score Tied-5 times. Lead changed-15 times.  
Largest lead-SJSU by 13 1st-14:59, UNM by 6 2nd-0:03.  
SJSU led for 31:16, UNM led for 5:17. Game tied 3:27.  
Officials: Nate Harris, Randy Richardson, Kevin Brill  
Technical: none

## NEW MEXICO ST. NEW MEXICO 83 OT

GAME #10  
Dec. 7, 2024  
The Pit (15,411)  
Albuquerque, NM

NMSU (4-5)	FG	3FG	FT	O-D-T	PF	TP	A	TO	BS	S
------------	----	-----	----	-------	----	----	---	----	----	---



# 2024-25 LOBO BASKETBALL

## NEW MEXICO VCU

78  
71

GAME #12  
Dec. 18, 2024  
The Pit (11,483)  
Albuquerque, NM

VCU (9-3)	FG	3FG	FT	O-D-T	PF	TP	A	TO	BS	S	MP
21 Fermin*	0-0	0-0	0-0	0-2-2	4	0	2	0	1	0	21
1 Russell*	3-7	1-3	6-7	1-3-4	4	13	1	2	0	1	23
4 Clark*	0-5	0-3	0-0	1-3-4	3	0	1	0	0	1	17
11 Shulga*	6-11	3-7	5-7	0-1-1	2	20	0	3	0	2	35
22 Bamisile*	4-11	2-7	2-3	0-4-4	0	12	2	1	1	2	25
0 Jennings	2-2	0-0	0-1	0-1-1	1	4	2	1	1	1	10
2 Jackson	4-9	2-6	0-1	0-2-2	3	10	2	1	0	1	25
5 Billups	1-4	1-4	0-0	0-2-2	0	3	1	0	0	0	14
6 Hill	1-3	1-1	0-0	0-0-0	0	3	0	1	0	0	5
8 Belle	3-4	0-0	0-5	1-4-5	1	6	2	0	0	0	15
9 Bamgboye	0-1	0-0	0-0	1-1-2	3	0	0	1	3	0	12
TEAM				3-3-6							
Totals	24-57	10-31	13-24	7-26-33	21	71	13	12	6	8	200
UNM (10-3, 2-0)	FG	3FG	FT	O-D-T	PF	TP	A	TO	BS	S	MP
8 Borovicanin*	1-6	0-1	0-0	0-4-9	3	2	0	1	0	0	33
22 Amzli*	5-12	0-2	5-7	2-6-8	0	15	0	0	0	1	34
23 Joseph*	5-11	0-0	5-8	6-5-11	2	15	1	4	1	2	31
0 Noland*	0-2	0-2	0-0	0-3-3	5	0	1	1	0	0	17
2 Dent*	14-26	2-4	10-11	0-5-5	1	40	4	3	0	1	39
1 Appelhans	1-2	1-1	1-2	0-1-1	5	4	0	1	0	0	17
4 Dotson	1-4	0-0	0-3-3	0-0-0	0	2	0	1	0	2	15
6 Atiki	0-1	0-0	0-2	0-0-0	2	0	0	0	0	1	9
24 Milicevic	0-0	0-0	0-0	0-1-1	1	0	0	0	0	0	6
TEAM				3-3-6							
Totals	27-64	3-11	21-30	16-31-47	19	78	6	11	1	7	200
VCU		1st	2nd	Total		FG%	3FG%	FT%			
New Mexico		30	41	71		42.1	32.3	54.2			
		37	41	78		42.2	27.3	70.0			

Points in the Paint-VCU 26, UNM 44; Points off Turnovers-VCU 8, UNM 15  
2nd Chance Points-VCU 8, UNM 16; Fast Break Points-VCU 12, UNM 11  
Bench Points-VCU 26, UNM 6. Score Tied-0 times. Lead changed-2 times.  
Largest lead-VCU by 1 1st-12:20, UNM by 15 2nd-15:43.  
VCU led for 1:09, UNM led for 38:22. Game tied 0:29.  
Officials: Mike Reed, Verne Harris, Amy Bonner  
Technical: none

## NEW MEXICO COLORADO ST.

76  
68

GAME #13  
Dec. 28, 2024  
Moby Arena (4,772)  
Fort Collins, CO

UNM (10-3, 2-0)	FG	3FG	FT	O-D-T	PF	TP	A	TO	BS	S	MP
8 Borovicanin*	4-4	2-2	0-1	1-3-4	3	10	1	1	1	4	24
22 Amzli*	5-10	0-2	4-4	3-2-5	4	14	1	1	0	1	31
23 Joseph*	4-9	0-0	1-2	2-9-11	3	9	1	2	0	0	24
2 Dent*	7-16	0-1	0-0	0-2-2	1	14	6	3	0	0	36
3 Washington*	0-7	0-3	2-2	1-1-2	1	2	1	1	0	1	20
0 Noland	5-7	1-2	0-0	1-3-4	1	11	1	4	0	0	20
1 Appelhans	1-2	1-2	0-0	1-0-1	1	3	1	0	0	2	16
4 Dotson	2-4	2-2	0-0	0-0-0	1	6	0	0	0	2	4
6 Atiki	1-2	0-0	0-0	0-0-0	0	2	0	0	0	0	9
24 Milicevic	2-2	1-1	0-0	0-0-0	0	5	1	0	0	0	16
TEAM				2-1-3							
Totals	31-63	7-15	7-9	11-21-32	15	76	13	12	1	10	200
CSU (7-6, 1-1)	FG	3FG	FT	O-D-T	PF	TP	A	TO	BS	S	MP
0 Evans*	3-7	2-4	2-2	1-3-4	1	10	3	3	1	1	32
10 Clifford*	7-17	0-5	3-3	3-4-7	2	17	6	4	1	3	38
15 Lake*	4-10	1-7	0-0	0-2-2	1	9	2	1	1	2	29
21 Mbemba*	2-3	0-0	2-2	1-2-3	2	6	1	3	1	1	17
25 Morton*	2-4	0-1	1-1	2-3-5	2	5	2	1	1	0	19
8 Crocker-Johnson	10-6	1-3	0-0	4-5-9	1	13	0	2	0	0	21
11 Williams	0-0	0-0	0-0	0-2-2	0	0	0	0	0	0	13
13 Born	0-2	0-0	0-0	0-0-0	0	0	1	2	0	1	8
35 Jorgensen	3-7	2-3	0-0	1-2-3	0	8	4	1	1	1	22
TEAM				0-0-0							
Totals	27-60	6-23	8-8	12-23-35	9	68	19	17	6	9	200
New Mexico		1st	2nd	Total		FG%	3FG%	FT%			
Colorado State		41	35	76		49.2	46.7	77.8			
		25	43	68		45.0	26.1	100.0			

Points in the Paint-UNM 40, CSU 40; Points off Turnovers-UNM 16, CSU 12  
2nd Chance Points-UNM 7, CSU 16; Fast Break Points-UNM 6, CSU 11  
Bench Points-UNM 27, CSU 21. Score Tied-2 times. Lead changed-2 times.  
Largest lead-UNM by 21 1st-2:39, CSU by 2 1st-11:22.  
UNM led for 35:06, CSU led for 0:26. Game tied 4:28.  
Officials: Tommy Nunez, Alfred Smith, Scott Brown  
Technical: none

## NEW MEXICO FRESNO ST.

103  
89

GAME #14  
Dec. 31, 2024  
Save Mart Center (5,583)  
Fresno, CA

UNM (11-3, 3-0)	FG	3FG	FT	O-D-T	PF	TP	A	TO	BS	S	MP
8 Borovicanin*	1-4	0-1	1-2	1-3-4	3	3	1	0	1	1	16
22 Amzli*	8-13	4-6	3-4	0-5-5	3	23	1	6	0	0	32
23 Joseph*	4-6	0-0	4-4	1-11-12	3	12	2	1	4	1	31
2 Dent*	7-13	0-2	4-5	0-5-5	0	18	6	4	2	5	34
3 Washington*	6-9	2-2	0-0	0-1-1	1	14	6	2	0	0	29
0 Noland	11-17	1-6	0-0	1-2-3	1	23	3	2	0	1	22
1 Appelhans	1-4	1-4	0-0	0-0-0	0	3	0	0	0	0	14
4 Dotson	2-3	1-2	0-0	0-0-0	1	5	0	1	0	0	6
6 Atiki	0-0	0-0	0-0	1-2-3	2	0	1	0	1	1	5
7 Sacko	1-1	0-0	0-0	1-0-1	2	2	1	0	0	0	4
24 Milicevic	0-0	0-0	0-0	0-1-1	3	0	0	0	0	1	8
TEAM				1-0-1							
Totals	41-70	9-23	12-15	6-30-36	19	103	21	16	8	10	200
FSU (4-10, 0-3)	FG	3FG	FT	O-D-T	PF	TP	A	TO	BS	S	MP
3 Price*	3-9	0-1	9-14	5-6-11	4	15	2	3	3	6	34
11 Robinson*	2-9	2-7	0-0	0-4-4	2	6	1	1	0	0	23
23 Seck*	0-0	0-0	0-0	0-0-0	2	0	0	0	0	0	8
5 Weaver*	3-13	2-6	5-6	0-3-3	0	13	2	3	0	0	31
10 Collins*	8-11	1-1	3-4	1-1-2	3	20	2	4	0	0	32
0 Tremble	5-7	3-3	1-2	1-0-1	2	14	0	2	0	2	18
6 Bonga	0-0	0-0	0-0	0-0-0	0	0	0	0	0	0	1
8 Crawford	3-7	0-1	0-0	0-5-5	0	6	2	1	0	1	26
21 Amunike	5-11	2-3	3-5	1-1-2	2	15	1	0	0	1	27
TEAM				2-4-6							
Totals	29-67	10-22	21-31	10-24-34	15	89	10	15	4	10	200
New Mexico		1st	2nd	Total		FG%	3FG%	FT%			
Fresno State		53	50	103		58.6	39.1	80.0			
		36	53	89		43.3	45.5	67.7			

Points in the Paint-UNM 54, FSU 36; Points off Turnovers-UNM 21, FSU 18  
2nd Chance Points-UNM 10, FSU 10; Fast Break Points-UNM 35, FSU 8  
Bench Points-UNM 33, FSU 35. Score Tied-0 times. Lead changed-2 times.  
Largest lead-UNM by 19 2nd-18:29, FSU by 1 1st-18:23.  
UNM led for 39:09, FSU led for 0:30. Game tied 0:21.  
Officials: Mike Reed, Nate Harris, Rob Kueneman  
Technical: none

## NEW MEXICO NEVADA

82  
81 OT

GAME #15  
Jan. 3, 2025  
The Pit (14,622)  
Albuquerque, NM

NEV (8-7, 0-4)	FG	3FG	FT	O-D-T	PF	TP	A	TO	BS	S	MP
4 Coleman*	5-8	2-4	0-0	0-0-0	2	12	1	2	0	1	39
11 Davidson*	4-11	4-8	6-8	2-4-6	4	18	4	2	5	0	41
42 Hymes*	2-5	0-0	4-9	3-1-4	2	8	1	1	1	2	20
8 Sanders*	6-18	1-2	8-11	1-4-5	2	21	4	3	1	1	39
20 Foster*	2-2	0-0	1-3	2-5-7	4	5	4	0	0	2	37
0 Bailey	2-3	0-0	0-0	0-3-3	4	4	0	0	0	1	17
7 Love	0-2	0-0	0-0	1-1-2	2	0	0	1	0	0	7
21 McBride	3-8	1-4	4-4	0-4-4	3	11	0	0	0	2	17
53 DuSell	1-2	0-1	0-0	0-0-0	5	2	1	0	0	0	8
TEAM				0-1-1							
Totals	25-59	8-19	23-35	9-23-32	28	81	15	10	7	9	225
UNM (12-3, 4-0)	FG	3FG	FT	O-D-T	PF	TP	A	TO	BS	S	MP
8 Borovicanin*	1-3	1-2	6-6	2-6-8	4	9	0	0	0	0	27
22 Amzli*	4-11	1-6	5-7	0-5-5	4	14	4	2	2	1	39
23 Joseph*	7-8	0-0	6-9	2-8-10	3	20	0	2	3	1	39
2 Dent*	6-11	0-0	8-9	0-0-0	3	20	6	5	1	1	39
3 Washington*	1-4	0-1	4-6	0-1-1	3	6	0	2	0	0	25
0 Noland	2-5	1-4	2-4	1-2-3	4	7	2	0	0	0	23
1 Appelhans	1-4	1-4	0-0	0-1-1	1	3	2	1	1	1	16
4 Dotson	0-1	0-0	0-0	0-0-0	0	0	0	1	0	1	6
6 Atiki	0-1	0-0	0-0	0-2-2	4	0	0	1	0	0	6
24 Milicevic	1-1	1-1	0-0	0-1-1	0	3	0	0	0	0	6
TEAM				1-3-4							
Totals	23-49	5-18	31-41	6-29-35	26	82	14	15	7	5	225
Nevada		1st	2nd	OT	Total		FG%	3FG%	FT%		
New Mexico		37	33	11	81		42.4	42.1	65.7		
		34	36	12	82		46.9	27.8	75.6		

Points in the Paint-NEV 30, UNM 32; Points off Turnovers-NEV 14, UNM 12  
2nd Chance Points-NEV 7, UNM 11; Fast Break Points-NEV 12, UNM 14  
Bench Points-NEV 17, UNM 13. Score Tied-18 times. Lead changed-18 times.  
Largest lead-NEV by 4 1st-0:31, UNM by 8 1st-8:15.  
NEV led for 10:54, UNM led for 27:18. Game tied 6:46.  
Officials: Keith Kimble, Verne Harris, Amy Bonner  
Technical: none

## NEW MEXICO WYOMING

61  
53

GAME #16  
Jan. 7, 2025  
Arena-Auditorium (2,938)  
Laramie, WY

UNM (13-3, 5-0)	FG	3FG	FT	O-D-T	PF	TP	A	TO	BS	S	MP
8 Borovicanin*	6-10	3-6	1-1	2-9-11	1	16	0	0	0	0	31
22 Amzli*	0-7	0-4	0-0	0-2-2	3	0	1	3	1	0	24
23 Joseph*	5-10	0-0	2-4	4-8-12	3	12	0	3	2	0	37
2 Dent*	6-13	1-2	9-9	0-3-3	2	22	6	3	1	2	38
3 Washington*	1-7	0-3	1-2	0-3-3	2	3	0	0	1	2	26
0 Noland	0-3	0-2	2-2	0-1-1	3	2	0	0	0	0	14
1 Appelhans	0-0	0-0	0-0	0-0-0	1	0	0	0	0	1	7
4 Dotson	0-1	0-0	0-0	0-1-1	0	0	0	0	0	2	4
6 Atiki	0-1	0-0	0-0	0-0-0	0	0	0	1	0	0	1
24 Milicevic	1-5	1-4	3-4	1-1-2	2	6	1	0	0	0	18
TEAM				3-6-9							
Totals	19-59	5-21	18-22	10-32-44	17	61	8	10	5	7	200
UNW (9-7, 2-3)	FG	3FG	FT	O-D-T	PF	TP	A	TO	BS	S	MP
8 Henry*	4-10	0-0	2-4	0-5-5	5	10	0	2	1	1	25
2 Newton*	3-7	3-6	0-0	0-4-4	1	9	1	0	0	1	27
3 Willis*	0-6	0-3	0-0	0-0-0	3	0	1	0	0	0	14
7 Belic*	2-7	1-2	1-3	3-4-7	2	6	0	1	0	0	28
16 Nesbitt*	2-11	0-1	1-2	0-8-8	4	5	5	2	2	0	33
9 Magassa	5-5	0-0	0-0	2-3-5	0	10	0	0	1	0	24
11 Allen	2-9	1-5	6-8	0-5-5	2	11	2	2	1	0	34
12 Ebube	0-0	0-0	0-0	0-0-0	1	0	0	0	0	0	0
25 Tainamo	1-4	0-2	0-0	0-1-1	1	2	2	1	1	0	15
TEAM				4-2-6				3			
Totals	19-59	5-21	10-17	9-32-41	19	53	11	11	6	2	200
	1st	2nd	3rd			FG%	3FG%		FT%		
New Mexico	18	43	61			33.3	23.8		81.8		
Womonga	32	21	53			32.2	26.3		58.8		





# 2024-25 LOBO BASKETBALL

## SAN JOSE STATE NEW MEXICO

71  
70

GAME #18  
Jan. 14, 2025  
Provident Event Center (1,853)  
San Jose, CA

UNM (14-4, 6-1)	FG	3FG	FT	O-D-T	PF	TP	A	TO	BS	S	MP
8 Borovicanin*	1-7	0-2	0-0	0-7-7	1	2	0	3	0	1	29
22 Amzil*	4-9	1-2	0-0	2-0-2	0	9	1	2	0	0	26
23 Joseph*	7-10	0-1	6-8	2-4-6	4	20	0	0	1	0	20
2 Dent*	0-14	0-2	3-4	0-2-2	1	17	5	1	0	1	34
3 Washington*	2-7	0-2	2-3	2-1-3	3	6	2	0	0	5	25
0 Noland	1-9	0-2	1-2	1-4-5	1	3	2	1	1	0	22
1 Appelhans	1-4	0-2	0-0	0-0-0	1	2	0	0	0	0	4
4 Dotson	0-0	0-0	0-0	0-0-0	0	0	0	1	0	0	5
6 Atiki	2-3	0-0	1-2	1-3-4	3	5	0	0	1	0	18
7 Sacko	0-0	0-0	0-0	0-0-0	0	0	0	0	0	0	2
24 Milicevic	2-3	2-2	0-0	2-2-4	0	6	0	0	0	0	15
TEAM				1-4-5							
Totals	27-66	3-15	13-19	11-27-38	14	70	10	8	3	7	200
SJSU (9-10, 2-5)	FG	3FG	FT	O-D-T	PF	TP	A	TO	BS	S	MP
22 Vainola*	9-16	0-0	0-1	3-6-9	2	18	1	2	1	0	31
0 Yap*	0-1	0-1	0-0	0-2-2	2	0	0	4	0	0	11
1 McClendon*	4-9	4-7	0-0	1-1-2	1	12	5	1	0	0	36
6 Hall*	1-4	0-1	0-0	0-5-5	4	2	1	1	1	1	29
9 Udje*	5-13	1-3	1-1	2-6-8	2	12	1	2	0	0	34
5 Davis	3-6	1-1	4-6	2-4-6	1	11	2	1	0	2	21
13 Washington	5-10	3-7	0-0	0-0-0	2	13	2	2	0	0	28
15 Marial	0-1	0-0	0-0	0-0-0	1	0	0	0	0	0	2
24 Ngala	1-5	1-2	0-0	0-1-1	0	3	1	0	0	1	9
TEAM				3-6-9							
Totals	28-65	10-22	5-8	11-31-42	15	71	13	14	2	4	200
	1st	2nd	Total			FG%	3FG%	FT%			
New Mexico	35	35	70			40.9	20.0	68.4			
San Jose State	31	40	71			43.1	45.5	62.5			

Points in the Paint-UNM 42, SJSU 34; Points off Turnovers-UNM 11, SJSU 5  
2nd Chance Points-UNM 17, SJSU 6; Fast Break Points-UNM 10, SJSU 11  
Bench Points-UNM 16, SJSU 27. Score Tied-10 times. Lead changed-11 times.  
Largest lead-UNM by 13 1st-9:50, SJSU by 4 2nd-4:22.  
UNM led for 26:05, SJSU led for 5:53, Game tied 8:02.  
Officials: Jeffrey Anderson, Tim Comer, Steve McJunkins  
Technical: SJSU-Davis

## NEW MEXICO BOISE STATE

84  
65

GAME #19  
Jan. 17, 2025  
The Pit (14,519)  
Albuquerque, NM

BSU (13-6, 5-3)	FG	3FG	FT	O-D-T	PF	TP	A	TO	BS	S	MP
2 Degenhart*	5-11	1-5	3-5	1-6-7	2	14	2	1	0	2	34
10 Ugbo*	0-0	0-0	0-0	0-0-0	1	0	0	1	0	0	11
13 Meadow*	2-5	0-2	2-2	0-4-4	1	6	0	2	0	0	22
7 Lockett*	1-4	0-3	3-3	0-0-0	0	5	1	1	0	0	15
11 Cardenas*	2-7	1-4	0-0	0-4-4	1	5	6	7	0	1	29
0 Bowie	4-9	1-4	0-0	0-1-1	0	9	4	1	0	0	24
1 Stanley	2-6	0-1	0-0	2-1-3	3	4	0	1	4	0	15
5 Keene	0-1	0-1	0-0	2-2-4	2	0	3	0	0	2	11
6 Carmichael	3-4	2-3	0-1	1-1-2	1	8	0	0	0	0	7
22 Buchanan	6-10	0-1	2-2	0-3-3	3	14	0	1	0	2	26
44 Anderson	0-0	0-0	0-0	0-0-0	1	0	0	0	0	0	6
TEAM				1-0-1							
Totals	25-57	5-24	10-13	7-22-29	15	65	16	17	4	7	200
UNM (15-4, 7-1)	FG	3FG	FT	O-D-T	PF	TP	A	TO	BS	S	MP
8 Borovicanin*	3-4	1-2	2-2	0-10-10	2	9	5	1	0	4	29
22 Amzil*	3-8	1-5	4-4	0-3-3	1	11	2	0	1	1	32
23 Joseph*	7-14	0-0	2-2	1-8-9	3	16	1	3	1	2	32
2 Dent*	6-12	1-2	3-3	0-1-1	1	16	7	4	2	1	27
3 Washington*	5-8	1-1	2-2	0-2-2	3	13	5	0	1	1	27
0 Noland	4-5	1-2	0-0	0-1-1	2	9	1	0	0	0	21
4 Dotson	1-1	1-1	2-2	0-0-0	0	5	1	1	0	0	13
6 Atiki	0-0	0-0	0-0	0-1-1	2	0	0	0	0	0	5
7 Sacko	0-0	0-0	0-0	0-0-0	0	0	0	0	0	0	3
11 Webb	0-0	0-0	0-0	0-0-0	0	0	0	0	0	0	3
24 Milicevic	2-4	1-2	0-0	0-0-0	0	5	0	1	0	0	8
TEAM				2-0-2							
Totals	31-57	7-15	15-15	3-26-29	14	84	22	11	5	9	200
	1st	2nd	Total			FG%	3FG%	FT%			
Boise State	21	44	65			43.9	20.8	76.9			
New Mexico	48	36	84			54.4	46.7	100.0			

Points in the Paint-BSU 38, UNM 42; Points off Turnovers-BSU 7, UNM 20  
2nd Chance Points-BSU 4, UNM 4; Fast Break Points-BSU 10, UNM 29  
Bench Points-BSU 35, UNM 19. Score Tied-0 times. Lead changed-0 times.  
Largest lead-BSU none, UNM by 29 2nd-7:08.  
BSU led for 0:00, UNM led for 39:14, Game tied 0:46.  
Officials: Keith Kimble, Nate Harris, Kevin Brill  
Technical: none

## NEW MEXICO FRESNO ST.

95  
67

GAME #20  
Jan. 20, 2025  
The Pit (13,111)  
Albuquerque, NM

FS (5-14, 1-7)	FG	3FG	FT	O-D-T	PF	TP	A	TO	BS	S	MP
3 Price*	5-12	0-1	2-3	1-10-11	3	12	1	3	1	0	27
7 Geneste*	1-5	0-0	0-0	2-1-3	1	2	0	0	0	2	15
8 Crawford*	6-12	0-2	0-0	1-2-3	1	12	1	3	1	1	35
5 Weaver*	5-8	1-3	3-3	0-4-4	0	14	2	3	0	3	33
10 Collins*	1-8	0-3	0-0	0-3-3	3	2	9	2	0	2	31
0 Tremble	1-11	1-9	0-0	0-1-1	0	3	2	1	0	0	19
6 Bonga	0-1	0-1	0-0	0-1-1	0	0	0	0	0	0	4
21 Amuneke	4-8	3-6	7-8	1-1-2	2	18	2	1	0	1	23
23 Seck	2-4	0-0	0-1	1-1-2	1	4	0	0	3	0	13
TEAM				1-4-5							
Totals	25-69	5-25	12-15	7-28-35	11	67	17	14	5	9	200
UNM (16-4, 8-1)	FG	3FG	FT	O-D-T	PF	TP	A	TO	BS	S	MP
8 Borovicanin*	3-5	0-1	0-0	0-3-3	2	6	1	0	0	1	19
22 Amzil*	6-8	3-4	0-0	2-5-7	3	15	3	1	0	2	20
23 Joseph*	3-6	0-0	4-8	4-11-15	0	10	1	3	0	0	25
2 Dent*	9-17	0-2	2-3	0-4-4	2	20	9	0	1	2	32
3 Washington*	5-9	3-5	0-0	0-1-1	0	13	2	0	1	1	22
0 Noland	3-13	2-6	0-0	1-4-5	2	8	3	2	0	0	21
1 Appelhans	2-8	2-6	0-0	1-1-2	2	6	2	1	0	0	14
4 Dotson	0-1	0-1	0-0	0-0-0	0	0	1	2	0	0	8
6 Atiki	1-3	0-0	0-0	1-3-4	1	2	0	0	1	1	11
7 Sacko	2-2	0-0	0-0	0-3-3	2	4	0	0	0	0	4
11 Webb	0-0	0-0	0-0	0-0-0	0	0	0	1	0	0	6
24 Milicevic	4-6	3-5	0-0	2-2-4	1	11	1	3	1	1	18
TEAM				4-2-6							
Totals	38-78	13-30	6-11	15-39-54	15	95	23	13	4	8	200
	1st	2nd	Total			FG%	3FG%	FT%			
Fresno State	27	40	67			36.2	20.0	80.0			
New Mexico	45	50	95			48.7	43.3	54.5			

Points in the Paint-FS 40, UNM 50; Points off Turnovers-FS 16, UNM 18  
2nd Chance Points-FS 3, UNM 12; Fast Break Points-FS 20, UNM 26  
Bench Points-FS 25, UNM 31. Score Tied-0 times. Lead changed-0 times.  
Largest lead-FS none, UNM by 35 2nd-7:31.  
FS led for 0:00, UNM led for 39:26, Game tied 0:34.  
Officials: Randy McCall, Brian Dorsey, Crystal Hogan  
Technical: none

## NEW MEXICO UNLV

75  
73

GAME #21  
Jan. 25, 2025  
Thomas & Mack Center (6,158)  
Las Vegas, NV

UNM (17-4, 9-1)	FG	3FG	FT	O-D-T	PF	TP	A	TO	BS	S	MP
8 Borovicanin*	2-3	0-1	1-2	1-7-8	5	5	3	3	0	2	32
22 Amzil*	0-2	0-1	2-4	1-2-3	2	2	1	2	1	0	21
23 Joseph*	8-16	0-0	6-10	7-11-18	2	22	1	0	1	0	36
2 Dent*	13-21	2-3	6-6	0-1-1	1	34	2	4	0	0	37
3 Washington*	4-9	0-3	1-2	2-2-4	3	9	2	0	0	1	30
0 Noland	1-4	1-2	0-0	0-4-4	2	3	0	0	0	2	22
1 Appelhans	0-1	0-1	0-0	0-0-0	0	0	0	0	1	0	6
4 Dotson	0-1	0-1	0-0	0-0-0	1	0	0	0	0	0	4
6 Atiki	0-0	0-0	0-0	0-0-0	2	0	0	0	0	0	4
24 Milicevic	0-2	0-1	0-0	1-1-2	4	0	1	0	1	0	8
TEAM				3-0-3							
Totals	28-59	3-13	16-24	15-28-43	22	75	10	11	4	5	200
UNLV (11-9, 5-4)	FG	3FG	FT	O-D-T	PF	TP	A	TO	BS	S	MP
1 Hill*	3-8	0-1	2-3	5-2-7	4	8	4	2	1	4	34
45 Cherry*	2-6	0-0	4-7	2-2-4	3	8	0	0	0	0	19
10 Henley*	3-5	2-3	1-2	1-5-6	3	9	0	3	0	1	27
11 Thomas*	5-12	0-1	8-10	0-1-1	1	18	7	3	1	0	39
20 Rishwain*	5-11	5-10	1-2	0-3-3	3	16	0	0	0	1	25
12 Bannarbie	0-0	0-0	0-0	0-0-0	1	0	0	0	0	0	1
13 Hicks	1-2	0-0	3-5	2-2-4	0	5	1	1	0	1	22
14 Bedford	1-6	1-5	0-0	0-1-1	0	3	2	2	0	0	12
22 N'Diaye	3-4	0-1	0-0	1-7-8	3	6	0	0	2	0	20
TEAM				1-0-1							
Totals	23-54	8-21	19-29	12-23-35	18	73	14	12	4	7	200
	1st	2nd	Total			FG%	3FG%	FT%			
New Mexico	39	36	75			47.5	23.1	66.7			
UNLV	39	34	73			42.6	38.1	65.5			

Points in the Paint-UNM 42, UNLV 28; Points off Turnovers-UNM 4, UNLV 10  
2nd Chance Points-UNM 17, UNLV 13; Fast Break Points-UNM 5, UNLV 5  
Bench Points-UNM 3, UNLV 14. Score Tied-9 times. Lead changed-8 times.  
Largest lead-UNM by 8 1st-4:40, UNLV by 3 2nd-16:54.  
UNM led for 30:52, UNLV led for 3:48, Game tied 4:20.  
Officials: Jason Phillips, Verne Harris, Scott Brown  
Technical: none



# 2024-25 LOBO BASKETBALL

## LOBO HIGHS AND LOWS

	SEASON HIGH	SEASON LOW	PITINO ERA HIGH	PITINO ERA LOW
Points	122, vs. Western NM (12/14/24)	61, at Wyoming (1/7/25)	106, vs. Western NM (12/14/24)	47, at San Diego St (1/31/22)
Points (Half)	62 <sup>2</sup> , vs. Western NM (12/14/24)	18 <sup>1</sup> , at Wyoming (1/7/25)	62 <sup>2</sup> , vs. Western NM (12/14/24)	18 <sup>1</sup> , at Wyoming (1/7/25)
Victory Margin	+52, vs. Western NM (12/14/24)	-	+52, vs. Western NM (12/14/24)	-
FGs	47, vs. Western NM (12/14/24)	19, at Wyoming (1/7/25)	47, vs. Western NM (12/14/24)	16, at San Diego St (1/31/22)
FGAs	84, vs. New Mexico State (12/7/24)	49, twice	84, vs. New Mexico State (12/7/24)	49, twice
FG%	.603, vs. Western NM (12/14/24)	.333, at Wyoming (1/7/25)	.607, at San Jose State (2/17/23)	.297, vs. Clemson (3/22/24)
FG% (half)	.677 <sup>1</sup> , at Fresno State (12/31/24)	.185 <sup>1</sup> , at Wyoming (1/7/25)	.677 <sup>1</sup> , at Fresno State (12/31/24)	.185 <sup>1</sup> , at Wyoming (1/7/25)
3FGs	14, vs. Western NM (12/14/24)	3, three times	17, vs. Utah State (1/8/22)	2, three times
3FGAs	36, vs. Nicholls (11/4/24)	11, vs. VCU (12/18/24)	36, vs. Nicholls (11/4/24)	9, vs. North Dakota St (11/26/22)
3FG%	.500, vs. Western NM (12/14/24)	.194, vs. Nicholls (11/4/24)	.636, at San Jose State (2/17/23)	.125, vs. Air Force (2/26/22)
FTs	31, vs. Nevada (1/3/25)	6, vs. Fresno St (1/20/25)	36, vs. UTSA (12/10/22)	2, at Colorado State (1/19/22)
FTAs	41, vs. Nevada (1/3/25)	9, at Colorado St (12/28/24)	46, vs. UTSA (12/10/22)	4, at Colorado State (1/19/22)
FT%	1.00, vs. Boise State (1/17/25)	.389, at St. John's (11/17/24)	1.00, vs. Boise State (1/17/25)	.300, at Utah State (2/22/22)
Off Rebs	23, vs. New Mexico State (12/7/24)	3, vs. Boise State (1/17/25)	23, vs. New Mexico State (12/7/24)	3, three times
Def Rebs	39, vs. Fresno State (1/20/25)	16, at St. John's (11/17/24)	45, vs. Prairie View A&M (12/20/22)	15, twice
Total Rebs	54, vs. Fresno State (1/20/25)	29, vs. Boise State (1/17/25)	64, vs. Prairie View A&M (12/20/22)	23, at Wyoming (1/22/22)
Rebound Margin	+19, vs. Fresno State (1/20/25)	-	+27, vs. Prairie View A&M (12/20/22)	-
Fouls	28, vs. TAMUCC (11/12/24)	13, vs. San Jose State (12/4/24)	28, twice	9, twice
Assists	31, vs. Western NM (12/14/24)	6, vs. VCU (12/18/24)	31, vs. Western NM (12/14/24)	5, at San Diego St (1/14/23)
Turnovers	24, vs. UCLA (11/8/24)	6, vs. New Mexico State (12/7/24)	24, vs. UCLA (11/8/24)	4, twice
Blocks	10, vs. Nicholls (11/4/24)	1, twice	<b>14, twice</b>	0, at San Diego St (2/16/24)
Steals	17, vs. Western NM (12/14/24)	5, twice	18, vs. Santa Clara (12/9/23)	1, vs. San Jose St (1/17/23)
Double Figure Scorers	5, six times	2, twice	6, vs. Utah State (1/16/24)	2, numerous times
Players to Score	12, twice	6, three times	12, four times	5, twice

## OPPONENT HIGHS AND LOWS

	SEASON HIGH	SEASON LOW	PITINO ERA HIGH	PITINO ERA LOW
Points	89, twice	48, San Diego St (1/11/25)	97, at Nevada (1/23/23)	46, Northern NM (2/11/22)
Points (Half)	53 <sup>2</sup> , at Fresno State (12/31/24)	20 <sup>1</sup> , San Diego St (1/11/25)	54 <sup>2</sup> , at Boise State (3/2/24)	20 <sup>1</sup> , twice
Victory Margin	+14, at St. John's (11/17/24)	-	+29, at UNLV (1/11/22)	-
FGs	34, at St. John's (11/17/24)	17, San Diego St (1/11/25)	37, New Mexico State (12/6/21)	17, San Diego St (1/11/25)
FGAs	72, Nicholls (11/4/24)	48, San Diego St (1/11/25)	76, Boise State (1/20/23)	46, Fresno State (1/25/22)
FG%	.527, TAMUCC (11/12/24)	.322, at Wyoming (1/7/25)	.660, at Air Force (2/10/23)	.282, Prairie View A&M (12/20/22)
FG% (half)	.630 <sup>2</sup> , TAMUCC (11/12/24)	.214 <sup>2</sup> , at Wyoming (1/7/25)	.741 <sup>2</sup> , at San Jose St (2/20/22)	.214 <sup>2</sup> , at Wyoming (1/7/25)
3FGs	15, Nicholls (11/4/24)	4, at St. John's (11/17/24)	15, Nicholls (11/4/24)	2, twice
3FGAs	37, Nicholls (11/4/24)	16, twice	37, Nicholls (11/4/24)	8, UNLV (2/10/24)
3FG%	.500, Texas Southern (11/24/24)	.200, Fresno State (1/20/25)	.550, at Colorado State (3/3/23)	.125, Iona (12/18/22)
FTs	24, vs. Arizona St (11/28/24)	5, at San Jose St. (1/14/25)	27, three times	2, twice
FTAs	35, twice	8, twice	38, Boise State (1/15/22)	4, San Diego St (2/25/23)
FT%	1.00, at Colorado St. (12/28/24)	.467, Grambling St. (11/21/24)	1.00, twice	.400, New Mexico St (12/6/21)
Off Rebs	22, at St. John's (11/17/24)	3, San Diego St (1/11/25)	<b>29, at San Jose State (2/17/23)</b>	2, vs. Toledo (11/21/23)
Def Rebs	37, New Mexico State (12/7/24)	17, Western NM (12/14/24)	38, twice	15, No. Colorado (11/27/22)
Total Rebs	49, twice	24, Western NM (12/14/24)	52, Boise State (1/15/22)	22, No. Colorado (11/27/22)
Rebound Margin	+17, at St. John's (11/17/24)	-	+27, Boise State (1/15/22)	-
Fouls	28, Nevada (1/3/25)	9, at Colorado St. (12/28/24)	30, Southern Utah (11/7/22)	9, at Colorado St. (12/28/24)
Assists	20, twice	10, twice	23, twice	7, Prairie View A&M (12/20/22)
Turnovers	24, Western NM (12/14/24)	10, three times	26, vs. Santa Clara (12/9/23)	4, San Jose State (1/17/23)
Blocks	8, San Diego St (1/11/25)	0, vs. USC (11/29/24)	9, twice	0, numerous times
Steals	12, vs. UCLA (11/8/24)	2, at Wyoming (1/7/25)	15, vs. UAB (11/25/21)	1, twice
Double Figure Scorers	5, three times	1, twice	6, Utah State (1/8/22)	0, Nevada (1/28/24)
Players to Score	10, three times	7, seven times	12, UTSA (12/10/22)	5, at Air Force (1/20/24)

**Bold denotes school record**



# 2024-25 LOBO BASKETBALL

## SUPERLATIVES...

LARGEST LEAD AT ANY TIME:	53 (122-69), vs. Western New Mexico (Dec. 14)
LARGEST DEFICIT AT ANY TIME:	16 (24-40), at St. John's (Nov. 17)
LARGEST DEFICIT OVERCOME TO WIN:	14 (18-32), at Wyoming (Jan. 7)
LARGEST LEAD SURRENDERED IN A LOSS:	14 (33-19), vs. New Mexico State (Dec. 7)
LARGEST HALFTIME LEAD:	27, (48-21), vs. Boise State (Jan. 17)
LARGEST HALFTIME DEFICIT:	14 (18-32), at Wyoming (Jan. 7)
LARGEST HALFTIME DEFICIT OVERCOME TO WIN:	14 (18-32), at Wyoming (Jan. 7)
LARGEST HALFTIME LEAD SURRENDERED IN A LOSS:	4 (35-31), at San Jose State (Jan. 14)
MOST CONSECUTIVE POINTS SCORED:	22, vs. Western New Mexico (Dec. 14)
MOST CONSECUTIVE POINTS ALLOWED:	13, twice

## SPECIALTY STATS...

POINTS OFF TURNOVERS	NEW MEXICO	OPPONENT
Average	18.0	10.6
High	45 vs. Western NM (Dec. 14)	21, by St. John's (Nov. 17)
Low	4 at UNLV (Jan. 25)	1, by San Diego St (Jan. 11)

2ND CHANCE POINTS	NEW MEXICO	OPPONENT
Average	11.4	10.5
High	24, vs. Texas Southern (Nov. 24)	25, by St. John's (Nov. 17)
Low	2, twice	1, by San Diego St (Jan. 11)

POINTS IN THE PAINT	NEW MEXICO	OPPONENT
Average	41.1	31.4
High	62 vs. Western NM (Dec. 14)	48, by St. John's (Nov. 17)
Low	24, at Wyoming (Jan. 7)	18, by Texas Southern (Nov. 24)

FAST BREAK POINTS	NEW MEXICO	OPPONENT
Average	17.7	10.0
High	38 vs. Western NM (Dec. 14)	14, twice
Low	3 at Wyoming (Jan. 7)	2, by San Diego St (Jan. 11)

BENCH POINTS	NEW MEXICO	OPPONENT
Average	21.6	23.0
High	74 vs. Western NM (Dec. 14)	35, twice
Low	3, at UNLV (Jan. 25)	8, by St. John's (Nov. 17)

## LOBO LEADERS...

POINTS	2024-25	CAREER
Donovan Dent	13	23
Nelly Junior Joseph	6	9
Mustapha Amzil	3	4
Tru Washington	2	2
CJ Noland	1	1
Jovan Milicevic	1	1

ASSISTS	2024-25	CAREER
Donovan Dent	20	53
Filip Borovicinan	1	1
Tru Washington	1	1
Mustapha Amzil	-	2

BLOCKS	2024-25	CAREER
Nelly Junior Joseph	13	26
Atiki Ally Atiki	6	6
Donovan Dent	2	18
Mustapha Amzil	3	5
CJ Noland	2	2
Jovan Milicevic	2	2
Tru Washington	1	2
Filip Borovicinan	1	1
Braden Appelhans	1	1
Quinton Webb	-	1

REBOUNDS	2024-25	CAREER
Nelly Junior Joseph	14	29
Mustapha Amzil	2	3
Filip Borovicinan	2	2
Atiki Ally Atiki	2	2
Tru Washington	1	2
Donovan Dent	1	1

STEALS	2024-25	CAREER
Donovan Dent	7	23
Tru Washington	7	14
CJ Noland	5	5
Nelly Junior Joseph	3	9
Kayde Dotson	3	3
Filip Borovicinan	3	3
Mustapha Amzil	2	4
Atiki Ally Atiki	1	1
Braden Appelhans	1	1
Quinton Webb	-	1

## NEW MEXICO'S RECORD...

Home.....	11-1
Road .....	4-2
Neutral .....	2-1
Ranked Opponent (either AP or Coaches).....	1-1
Unranked Opponent.....	16-3
Leads at halftime .....	14-2
Trails at halftime .....	2-2
Tied at halftime.....	1-0
Goes into overtime.....	1-1
Leads by 10 or more points.....	13-2
Trails by 10 or more points.....	2-3
Shoots 50% or better .....	7-0
Shoots less than 50% .....	10-4
Shoots less than 45% .....	5-4
Shoots less than 40% .....	3-2
Opponent shoots 50% or better.....	1-2
Opponent shoots less than 50%.....	16-2
Opponent shoots less than 45%.....	13-1
Opponent shoots less than 40%.....	6-0
Has higher FG% than opponent .....	15-0
Has lower FG% than opponent.....	2-4
Has same FG% as opponent.....	0-0
Outrebounds its opponent .....	12-2
Outrebounded by opponent.....	2-2
Has same rebounds as opponent .....	3-0
Has more offensive rebounds than opponent.....	11-2
Has fewer offensive rebounds than opponent.....	6-1
Has same offensive rebounds as opponent .....	0-1
Has fewer turnovers than opponent.....	14-3
Has more turnovers than opponent .....	3-1
Has same turnovers as opponent.....	0-0
Has fewer than 10 turnovers .....	4-2
Opponent has fewer than 10 turnovers.....	0-0
Shoots more FTs than opponent .....	13-3
Shoots fewer FTs than opponent.....	4-1
Shoots the same FTs as opponent.....	0-0
Has game decided by 10 points or less or OT .....	8-3
Has game decided by 5 points or less or OT .....	2-3
Scores <60 points .....	0-0
Scores 60-69 points .....	2-0
Scores 70-79 points .....	4-2
Scores 80-89 points .....	5-2
Scores 90+ points .....	6-0
Allows <60 points.....	3-0
Allows 60-69 points.....	5-0
Allows 70-79 points.....	5-1
Allows 80-89 points.....	4-3
Allows 90+ points.....	0-0
Wins the tip .....	11-2
Loses the tip.....	6-2
White uniforms.....	10-0
White uniforms (turquoise trim) .....	0-2
Red uniforms .....	3-1
Red uniforms (turquoise trim).....	2-1
Turquoise uniforms .....	1-0
Yellow statehood uniforms .....	1-0





### Season Highs

Pts	23	at Fresno State (12/31/24)
Reb	8	vs. Texas Southern (11/24/24)
FG	11	at Fresno State (12/31/24)
FGA	17	at Fresno State (12/31/24)
3FG	3	vs. Arizona State (11/28/24)
3FGA	9	vs. Nicholls (11/4/24)
FT	8	vs. UCLA (11/8/24)
FTA	8	vs. UCLA (11/8/24)
Ast	3	six times
Blk	3	vs. Nicholls (11/4/24)
Stl	3	five times
Min	31	vs. New Mexico State (12/7/24)

### Career Highs

23	twice
8	vs. Texas Southern (11/24/24)
11	at Fresno State (12/31/24)
18	at Florida Atlantic (1/28/24) <sup>NT</sup>
4	vs. Tulane (3/14/24) <sup>NT</sup>
9	vs. Nicholls (11/4/24)
8	vs. UCLA (11/8/24)
9	vs. Tulane (3/14/24) <sup>NT</sup>
5	four times
3	vs. Nicholls (11/4/24)
4	at Boise State (12/5/23) <sup>NT</sup>
36	vs. Tulane (1/6/24) <sup>NT</sup>

### MW Career Highs

23	at Fresno State (12/31/24)
5	twice
11	at Fresno State (12/31/24)
17	at Fresno State (12/31/24)
2	vs. Fresno State (1/20/25)
6	twice
2	twice
4	vs. Nevada (1/3/25)
3	twice
1	at San Jose State (1/14/25)
2	at UNLV (1/25/25)
23	vs. Nevada (1/3/25)

8.0 PPG | 3.1 RPG | 21.3 MPG | 1.6 APG

## 2024-25 GAME-BY-GAME

Opponent	MP	FG-A	3G-A	FT-A	O-D-T	PF	A	TO	BS	ST	TP
Nicholls	22	4-14	1-9	1-3	2-1-3	2	1	1	3	1	10
vs. UCLA	19	2-5	1-2	8-8	0-1-1	5	1	0	0	3	13
A&M-Corpus Christi	16	1-7	1-5	2-2	0-3-3	5	1	3	0	3	5
at St. John's	28	5-12	2-5	3-5	4-0-4	4	3	2	1	3	15
Grambling State*	28	2-7	2-6	2-2	1-3-4	1	3	0	0	3	8
Texas Southern*	21	3-6	0-2	0-1	2-6-8	2	1	1	0	2	6
vs. Arizona State*	30	4-7	3-3	2-2	0-4-4	3	2	1	0	2	13
vs. USC*	23	3-8	0-4	0-4	0-3-3	3	0	1	0	2	6
San Jose State					-INJ-						
New Mexico State*	31	3-12	1-6	0-0	0-0-0	3	3	1	0	2	7
Western NM*	13	3-6	1-3	2-2	1-1-2	1	3	0	0	3	9
VCU*	17	0-2	0-2	0-0	0-3-3	5	1	1	0	0	0
at Colorado State	20	5-7	1-2	0-0	1-3-4	1	1	4	0	0	11
at Fresno State	22	11-17	1-6	0-0	1-2-3	1	3	2	0	1	23
Nevada	23	2-5	1-4	2-4	1-2-3	4	2	0	0	0	7
at Wyoming	14	0-3	0-2	2-2	0-1-1	3	0	0	0	0	2
San Diego State	14	1-5	0-2	0-0	0-1-1	1	0	0	0	0	2
at San Jose State	22	1-9	0-2	1-2	1-4-5	1	2	1	1	0	3
Boise State	21	4-5	1-2	0-0	0-1-1	2	1	0	0	0	9
Fresno State	21	3-13	2-6	0-0	1-4-5	2	3	2	0	0	8
at UNLV	22	1-4	1-2	0-0	0-4-4	2	0	0	0	2	3

\* game started

## SEASON NOTES


- Tri-Captain
- Had eight points and five rebounds vs. Fresno State (Jan. 20)
- Had nine points (4-5 FG) vs. Boise State (Jan. 17)
- Tied a career high with 23 points at Fresno State (Dec. 31), the most points off the bench by a Lobo in three years
- Had 11 points (5-7 FG) and four rebounds in MW debut at Colorado State (Dec. 28)
- Scored 13 points (3-3 3FG) vs. Arizona State (Nov. 28)
- Had six points and a career-high eight rebounds vs. Texas Southern (Nov. 24)
- Had eight points, three assists and three steals vs. Grambling State in first start of the season (Nov. 21)
- Had 15 points, four rebounds and three assists at No. 22 St. John's (Nov. 17)
- Had 13 points (8-8 FT) vs. No. 22 UCLA (Nov. 8)
- Scored 10 points and had a career-high three blocks in his UNM debut vs. Nicholls (Nov. 4)
- Had two points in the exhibition vs. UTEP (Oct. 28)

	2024-25	CAREER	STREAK
Double Figure Scoring	6	29	-
20-Point Games	1	3	-

## CAREER STATISTICS

Year	G-GS	Min-Avg.	FG-FGA	Pct.	3FG-3FGA	Pct.	FT-FTA	Pct.	Off-Def.	Reb-Avg.	PF-DQ	Ast	TO	Blk	Stl	Pts-Avg
2021-22 %	33-0	416-12.6	52-97	.536	17-39	.436	9-13	.692	7-41	48-1.5	34-0	22	26	3	22	130-3.9
Conf	16-0	192-12.0	22-42	.524	7-17	.412	5-7	.714	2-16	18-1.1	17-0	7	12	1	9	56-3.5
2022-23 %	26-8	378-14.5	30-84	.357	13-55	.236	10-19	.526	5-30	35-1.3	19-0	15	20	1	12	83-3.2
Conf	13-0	193-14.8	17-43	.395	8-31	.258	6-9	.667	4-11	15-1.2	8-0	10	9	0	6	48-3.7
2023-24 ^	29-20	757-26.1	111-254	.437	33-86	.384	60-87	.690	11-70	81-2.8	59-0	58	52	7	28	315-10.9
Conf	13-8	380-29.2	55-139	.396	9-41	.220	31-44	.705	5-34	39-3.0	26-0	29	25	2	11	150-11.5
2024-25	20-7	426-21.3	58-154	.377	19-75	.253	25-37	.676	15-47	62-3.1	51-3	31	20	5	27	160-8.0
Conf	9-0	179-19.9	28-68	.412	7-28	.250	5-8	.625	5-22	27-3.0	17-0	12	9	1	3	68-7.6
CAREER	108-35	1979-18.3	251-589	.426	82-255	.322	104-156	.667	38-188	226-2.1	163-3	126	118	16	89	688-6.4

% at Oklahoma | ^ at North Texas



Season Highs

Pts	18	vs. Western New Mexico (12/14/24)
Reb	4	vs. Western New Mexico (12/14/24)
FG	5	twice
FGA	8	twice
3FG	5	vs. Western New Mexico (12/14/24)
3FGA	8	vs. Western New Mexico (12/14/24)
FT	3	vs. Western New Mexico (12/14/24)
FTA	4	vs. Western New Mexico (12/14/24)
Ast	2	three times
Blk	2	vs. Texas Southern (11/24/24)
Stl	2	at Colorado State (12/28/24)
Min	23	vs. Western New Mexico (12/14/24)

Career Highs

14	twice
5	vs. Western New Mexico (12/6/22)
5	three times
8	three times
5	vs. Western New Mexico (12/14/24)
8	vs. Western New Mexico (12/14/24)
3	vs. Western New Mexico (12/14/24)
4	vs. Western New Mexico (12/14/24)
3	vs. Eastern New Mexico (12/29/23)
2	twice
2	at Colorado State (12/28/24)
23	vs. Western New Mexico (12/14/24)

MW Career Highs

6	vs. Fresno State (1/20/25)
2	twice
2	vs. Fresno State (1/20/25)
8	vs. Fresno State (1/20/25)
2	vs. Fresno State (1/20/25)
6	vs. Fresno State (1/20/25)
--	
--	
2	twice
1	three times
2	at Colorado State (12/28/24)
19	vs. San Jose State (12/4/24)

4.2 PPG | 0.9 RPG | 11.7 MPG | 43% 3FG

2024-25 GAME-BY-GAME

Opponent	MP	FG-A	3G-A	FT-A	O-D-T	PF	A	TO	BS	ST	TP
Nicholls	9	1-4	1-4	0-0	0-0-0	0	0	0	0	1	3
vs. UCLA	4	1-1	1-1	0-0	0-1-1	1	0	0	0	0	3
A&M-Corpus Christi	10	1-1	1-1	0-0	0-2-2	0	0	0	0	1	3
at St. John's	7	0-1	0-1	0-0	1-0-1	0	1	0	0	0	0
Grambling State	14	2-3	1-2	1-2	0-1-1	2	0	1	0	0	6
Texas Southern	14	1-3	1-2	0-0	0-0-0	0	2	0	2	1	3
vs. Arizona State	4	0-0	0-0	0-0	0-1-1	0	0	0	0	0	0
vs. USC	17	3-7	2-5	1-1	1-0-1	1	0	0	0	0	9
San Jose State*	19	1-5	1-4	0-0	0-2-2	0	1	0	1	0	3
New Mexico State	16	5-7	4-6	0-0	0-0-0	0	1	0	0	0	14
Western NM	23	5-8	5-8	3-4	0-4-4	3	1	0	0	1	18
VCU	17	1-2	1-1	1-2	0-1-1	5	0	1	0	0	4
at Colorado State	16	1-2	1-2	0-0	1-0-1	1	1	0	0	2	3
at Fresno State	14	1-4	1-4	0-0	0-0-0	0	0	0	0	0	3
Nevada	16	1-4	1-4	0-0	0-1-1	1	2	1	1	1	3
at Wyoming	7	0-0	0-0	0-0	0-0-0	1	0	0	0	1	0
San Diego State	5	0-0	0-0	0-0	0-0-0	0	0	0	0	0	0
at San Jose State	4	1-4	0-2	0-0	0-0-0	1	0	0	0	0	2
Boise State					-INJ-						
Fresno State	14	2-8	2-6	0-0	1-1-2	2	2	1	0	0	6
at UNLV	6	0-1	0-1	0-0	0-0-0	0	0	0	1	0	0

\* game started

SEASON NOTES


- Had a MW high six points vs. Fresno State (Jan. 20)
- Set a career high with 18 points (5-8 3FG) vs. Western New Mexico (Dec. 14)
- Had 14 points (4-6 3FG) vs. New Mexico State (Dec. 7)
- Had three points in first career start vs. San Jose State (Dec. 4)
- Scored nine points vs. USC (Nov. 29)
- Had three points and matched a career high with two blocks vs. Texas Southern (Nov. 24)
- Had six points vs. Grambling State (Nov. 21)
- Scored three points vs. Texas A&M-Corpus Christi (Nov. 12)
- Had three points vs. No. 22 UCLA (Nov. 8)
- Scored three points vs. Nicholls (Nov. 4)
- Had four points in the exhibition vs. UTEP (Oct. 28)

	2024-25	CAREER	STREAK
Double Figure Scoring	2	4	-

CAREER STATISTICS

Year	G-GS	Min-Avg.	FG-FGA	Pct.	3FG-3FGA	Pct.	FT-FTA	Pct.	Off-Def.	Reb-Avg.	PF-DQ	Ast	TO	Blk	Stl	Pts-Avg
2022-23	10-0	62-6.2	4-15	.267	2-11	.182	0-2	.000	0-12	12-1.2	5-0	1	1	3	1	10-1.0
Conf	2-0	2-1.0	0-1	.000	0-0	.000	0-0	.000	0-0	0-0.0	0-0	0	0	0	0	0-0.0
2023-24	16-0	94-5.9	13-34	.382	10-25	.400	4-4	1.000	1-8	9-0.6	8-0	5	5	1	4	40-2.5
Conf	4-0	11-2.8	0-2	.000	0-1	.000	0-0	.000	0-2	2-0.5	1-0	0	0	0	0	0-0.0
2024-25	20-1	235-11.7	27-65	.415	23-54	.426	6-9	.667	4-14	18-0.9	18-1	11	4	5	8	83-4.2
Conf	9-1	99-11.0	7-28	.250	6-23	.261	0-0	.000	2-4	6-0.7	6-0	6	2	3	4	20-2.2
CAREER	46-1	391-8.5	44-114	.386	35-90	.389	10-15	.667	5-34	39-0.8	31-1	17	10	9	13	133-2.9

Junior | Guard | 6-2 | 185 | Riverside, CA | Centennial HS



Season Highs

Pts	40	vs. VCU (12/18/24)
Reb	6	vs. USC (11/29/24)
FG	14	vs. VCU (12/18/24)
FGA	26	vs. VCU (12/18/24)
3FG	2	three times
3FGA	4	vs. VCU (12/18/24)
FT	12	vs. Arizona State (11/28/24)
FTA	15	vs. Arizona State (11/28/24)
Ast	11	twice
Blk	2	three times
Stl	5	at Fresno State (12/31/24)
Min	39	twice

Career Highs

40	vs. VCU (12/18/24)
6	four times
14	vs. VCU (12/18/24)
26	vs. VCU (12/18/24)
2	four times
4	twice
12	vs. Arizona State (11/28/24)
15	vs. Arizona State (11/28/24)
14	vs. Utah State (1/16/24)
3	twice
5	twice
39	twice

MW Career Highs

34	at UNLV (1/25/25)
6	at Wyoming (2/6/24)
13	at UNLV (1/25/25)
21	at UNLV (1/25/25)
2	three times
4	vs. Wyoming (1/6/24)
9	at Wyoming (1/7/25)
10	vs. San Jose State (12/4/24)
14	vs. Utah State (1/16/24)
3	vs. Boise State (1/20/23)
5	twice
39	vs. Nevada (1/3/25)

19.6 PPG | 6.6 APG | 33.8 MPG | 1.5 SPG

2024-25 GAME-BY-GAME

Opponent	MP	FG-A	3G-A	FT-A	O-D-T	PF	A	TO	BS	ST	TP
Nicholls*	38	5-11	0-2	5-7	0-0-0	0	11	2	1	3	15
vs. UCLA*	34	8-13	0-1	1-4	0-1-1	1	8	9	0	2	17
A&M-Corpus Christi*	30	7-10	1-1	10-14	0-0-0	2	10	0	0	2	25
at St. John's*	37	5-12	1-2	1-2	1-2-3	2	6	2	1	1	12
Grambling State*	34	7-13	2-2	6-8	1-1-2	0	8	4	2	1	22
Texas Southern*	25	4-9	0-1	3-4	1-1-2	2	5	0	1	1	11
vs. Arizona State*	35	9-21	0-1	12-15	0-1-1	2	7	0	1	0	30
vs. USC*	36	6-12	1-2	4-4	1-5-6	1	11	4	1	1	17
San Jose State*	38	6-16	1-2	7-10	0-3-3	2	5	4	1	1	20
New Mexico State*	37	5-12	0-0	5-8	1-2-3	3	4	2	1	0	15
Western NM*	19	5-8	1-1	0-0	0-1-1	1	8	2	1	4	11
VCU*	39	14-26	2-4	10-11	0-5-5	1	4	3	0	1	40
at Colorado State*	36	7-16	0-1	0-0	0-2-2	1	6	3	0	0	14
at Fresno State*	34	7-13	0-2	4-5	0-5-5	0	6	4	2	5	18
Nevada*	39	6-11	0-0	8-9	0-0-0	3	6	5	1	1	20
at Wyoming*	38	6-13	1-2	9-9	0-3-3	2	6	3	1	2	22
San Diego State*	31	6-12	0-2	4-6	0-1-1	1	5	3	0	3	16
at San Jose State*	34	7-14	0-2	3-4	0-2-2	1	5	1	0	1	17
Boise State*	27	6-12	1-2	3-3	0-1-1	1	7	4	2	1	16
Fresno State*	32	9-17	0-2	2-3	0-4-4	2	9	0	1	2	20
at UNLV*	37	13-21	2-3	6-6	0-1-1	1	2	4	0	0	34

\* game started

SEASON NOTES

- Tri-Captain
- Preseason All-Mountain West Team
- Three-time MW Player of the Week (12/23, 1/13, 1/27)
- Scored 34 points (13-21 FG) at UNLV (Jan. 25)
- Had 20 points and nine assists vs. Fresno State (Jan. 20)
- Scored 16 points, including his 1,000th career point, vs. San Diego State (Jan. 11)
- Had 22 points and six assists at Wyoming (Jan. 7)
- Scored a career-high 40 points vs. VCU (Dec. 18)
- Had 20 points (18 in 2nd half) vs. San Jose State (Dec. 4)
- Double-double with 17 points and 11 assists vs. USC (Nov. 29)
- Had 30 points and seven assists vs. Arizona St (Nov. 28)
- 1st Lobo in history to have a 25 point/10 assist/0 turnover game vs. Texas A&M-Corpus Christi (Nov. 12)
- Had 17 points and eight assists vs. No. 22 UCLA (Nov. 8)
- Fourth career double-double with 15 points and 11 assists vs. Nicholls (Nov. 4)

UNM CAREER RECORD BOOK

	Total	Rank	Up Next
Points:	1,097	31st	David Chiotti (1,145-30th)
Assists:	408	9th	Willie Banks (419-8th)
Steals:	115	18th	Jamal Fenton (117-17th)

	2024-25	CAREER	STREAK
Double-Doubles	3	6	-
Double Figure Scoring	21	52	21
20-Point Games	9	17	2
30-Point Games (40 pt)	3 (1)	4 (1)	1
10-Assist Games	3	6	-

CAREER STATISTICS

Year	G-GS	Min-Avg.	FG-FGA	Pct.	3FG-3FGA	Pct.	FT-FTA	Pct.	Off-Def.	Reb-Avg.	PF-DQ	Ast	TO	Blk	Stl	Pts-Avg
2022-23	34-2	629-18.5	69-136	.507	4-19	.211	50-73	.685	10-59	69-2.0	61-1	79	55	25	30	192-5.6
Conf	18-2	319-17.7	31-67	.463	2-13	.154	24-34	.706	4-31	35-1.9	35-1	31	30	10	17	88-4.9
2023-24	35-35	1096-31.3	195-375	.520	15-40	.375	88-129	.682	13-75	88-2.5	67-0	190	79	24	53	493-14.1
Conf	18-18	585-32.5	96-186	.516	8-23	.348	48-66	.727	6-38	44-2.4	37-0	92	37	14	21	248-13.8
2024-25	21-21	710-33.8	148-292	.507	13-35	.371	103-132	.780	5-41	46-2.2	29-0	139	59	17	32	412-19.6
Conf	10-10	347-34.7	73-145	.503	5-18	.278	46-55	.836	0-22	22-2.2	14-0	57	31	8	16	197-19.7
CAREER	90-58	2435-27.1	412-7803	.513	32-94	.340	241-334	.722	28-175	203-2.3	157-1	408	193	66	115	1097-12.2





Season Highs

Pts	20	vs. USC (11/29/24)
Reb	10	vs. Texas Southern (11/24/24)
FG	8	vs. Texas Southern (11/24/24)
FGA	14	vs. Grambling State (11/21/24)
3FG	3	five times
3FGA	7	three times
FT	4	twice
FTA	7	vs. A&M-Corpus Christi (11/12/24)
Ast	6	at Fresno State (12/31/24)
Blk	1	five times
Stl	5	three times
Min	32	twice

Career Highs

21	vs. New Mexico State (12/2/23)
12	vs. Pepperdine (11/24/23)
8	vs. Texas Southern (11/24/24)
14	vs. Grambling State (11/21/24)
3	six times
7	three times
8	vs. New Mexico State (12/2/23)
10	vs. New Mexico State (12/2/23)
6	twice
2	vs. Utah State (1/16/24)
5	five times
33	vs. Pepperdine (11/24/23)

MW Career Highs

14	twice
6	vs. UNLV (2/10/24)
6	twice
13	vs. San Jose State (12/4/24)
3	three times
7	twice
4	vs. Nevada (1/3/25)
6	vs. Nevada (1/3/25)
6	at Fresno State (12/31/24)
2	vs. Utah State (1/16/24)
5	twice
31	vs. San Jose State (12/4/24)

10.4 PPG | 3.8 RPG | 26.3 MPG | 1.8 SPG

2024-25 GAME-BY-GAME

Opponent	MP	FG-A	3G-A	FT-A	O-D-T	PF	A	TO	BS	ST	TP
Nicholls*	20	4-8	2-3	2-2	1-3-4	4	0	1	0	2	12
vs. UCLA*	30	1-7	0-3	1-2	2-3-5	2	2	3	0	5	3
A&M-Corpus Christi*	31	5-12	1-4	4-7	3-2-5	3	2	1	0	2	15
at St. John's*	32	3-10	1-2	2-3	0-2-2	5	2	1	0	1	9
Grambling State*	26	6-14	1-3	2-2	0-3-3	2	0	3	0	5	15
Texas Southern*	28	8-13	3-4	0-1	5-5-10	1	3	1	0	4	19
vs. Arizona State*	27	1-8	0-3	0-0	3-2-5	4	0	0	0	2	2
vs. USC*	32	7-12	3-7	3-4	1-3-4	1	4	3	0	2	20
San Jose State*	31	5-13	3-7	0-0	2-3-5	0	2	2	0	0	13
New Mexico State*	21	3-9	2-4	0-0	3-2-5	2	1	1	1	0	8
Western NM	17	5-10	1-1	1-2	1-4-5	0	5	2	0	1	12
VCU					-INJ-						
at Colorado State*	20	0-7	0-3	2-2	1-1-2	1	1	1	0	1	2
at Fresno State*	29	6-9	2-2	0-0	0-1-1	1	6	2	0	0	14
Nevada*	25	1-4	0-1	4-6	0-1-1	3	0	2	0	0	6
at Wyoming*	26	1-7	0-3	1-2	0-3-3	2	0	0	1	2	3
San Diego State*	29	5-10	3-7	0-4	0-5-5	1	1	1	1	1	13
at San Jose State*	25	2-7	0-2	2-3	2-1-3	3	2	0	0	5	6
Boise State*	27	5-8	1-1	2-2	0-2-2	3	5	0	1	1	13
Fresno State*	22	5-9	3-5	0-0	0-1-1	0	2	0	1	1	13
at UNLV*	30	4-9	0-3	1-2	2-2-4	3	2	0	0	1	9

\* game started

SEASON NOTES

- Scored 13 points vs. Fresno State (Jan. 20)
- Had 13 points and five assists vs. Boise State (Jan. 17)
- Had 13 points and five rebounds vs. San Diego St. (Jan. 11)
- Had 14 points and six assists at Fresno State (Dec. 31)
- Had 12 points, five rebounds and five assists vs. Western New Mexico (Dec. 14)
- Had 13 points and five rebounds vs. San Jose State (Dec. 4)
- Season-high 20 points and four assists vs. USC (Nov. 29)
- Second career double-double with 19 points and 10 rebounds vs. Texas Southern (Nov. 24)
- Had 15 points and five steals vs. Grambling State (Nov. 21)
- Had 15 points vs. Texas A&M-Corpus Christi (Nov. 12)
- Tied career high with five steals vs. No. 22 UCLA (Nov. 8)
- Scored 12 points vs. Nicholls (Nov. 4)
- Had 17 points, six rebounds and four steals in the exhibition vs. UTEP (Oct. 28)

	2024-25	CAREER	STREAK
Double-Doubles	1	2	-
Double Figure Scoring	11	20	-
20-Point Games	1	2	-
10-Rebound Games	1	2	-

CAREER STATISTICS

Year	G-GS	Min-Avg.	FG-FGA	Pct.	3FG-3FGA	Pct.	FT-FTA	Pct.	Off-Def.	Reb-Avg.	PF-DQ	Ast	TO	Blk	Stl	Pts-Avg
2023-24	35-1	622-17.8	86-204	.422	20-71	.282	40-59	.678	29-86	115-3.3	63-0	44	37	8	49	232-6.6
Conf	18-0	275-15.3	33-91	.363	7-35	.200	12-19	.632	13-29	42-2.3	30-0	16	12	5	28	85-4.7
2024-25	20-19	526-26.3	77-186	.414	26-68	.382	27-44	.614	26-49	75-3.8	41-1	40	24	5	36	207-10.4
Conf	10-10	264-26.4	34-83	.410	12-34	.353	12-21	.571	7-20	27-2.7	17-0	21	8	4	12	92-9.2
CAREER	55-20	1149-20.9	163-390	.418	46-139	.331	67-103	.650	55-135	190-3.5	104-1	84	61	13	85	439-8.0

Freshman | Guard | 6-2 | 190 | Beaumont, Texas | Beaumont United HS



### Season Highs

Pts	18	vs. A&M-Corpus Christi (11/12/24)
Reb	3	vs. VCU (12/18/24)
FG	6	vs. A&M-Corpus Christi (11/12/24)
FGA	7	vs. A&M-Corpus Christi (11/12/24)
3FG	3	twice
3FGA	5	vs. Texas Southern (11/24/24)
FT	3	vs. A&M-Corpus Christi (11/12/24)
FTA	4	vs. A&M-Corpus Christi (11/12/24)
Ast	6	vs. Western New Mexico (12/14/24)
Blk	1	vs. San Diego State (1/11/25)
Stl	2	four times
Min	21	vs. Western New Mexico (12/14/24)

### Career Highs

18	vs. A&M-Corpus Christi (11/12/24)
3	vs. VCU (12/18/24)
6	vs. A&M-Corpus Christi (11/12/24)
7	vs. A&M-Corpus Christi (11/12/24)
3	twice
5	vs. Texas Southern (11/24/24)
3	vs. A&M-Corpus Christi (11/12/24)
4	vs. A&M-Corpus Christi (11/12/24)
6	vs. Western New Mexico (12/14/24)
1	vs. San Diego State (1/11/25)
2	four times
21	vs. Western New Mexico (12/14/24)

### MW Career Highs

6	at Colorado State (12/28/24)
1	twice
2	twice
5	vs. San Diego State (1/11/25)
2	at Colorado State (12/28/24)
4	vs. San Diego State (1/11/25)
2	vs. Boise State (1/17/25)
2	vs. Boise State (1/17/25)
1	four times
1	vs. San Diego State (1/11/25)
2	twice
13	vs. Boise State (1/17/25)

3.2 PPG | 1.1 APG | 8.6 MPG | 42% 3FG

## 2024-25 GAME-BY-GAME

Opponent	MP	FG-A	3G-A	FT-A	O-D-T	PF	A	TO	BS	ST	TP
Nicholls	10	1-4	1-4	0-2	0-0-0	2	0	0	0	0	3
vs. UCLA	6	0-1	0-1	0-0	0-1-1	0	0	2	0	0	0
A&M-Corpus Christi	15	6-7	3-4	3-4	0-1-1	2	3	1	0	2	18
at St. John's	4	0-2	0-1	0-0	0-1-1	0	1	1	0	1	0
Grambling State	6	0-0	0-0	1-2	0-0-0	1	4	0	0	0	6
Texas Southern	15	3-6	3-5	1-2	0-0-0	1	2	0	0	0	10
vs. Arizona State	5	0-0	0-0	0-0	0-0-0	0	0	0	0	0	0
vs. USC	4	0-0	0-0	0-0	0-0-0	2	0	0	0	0	0
San Jose State	2	0-0	0-0	0-0	0-0-0	1	1	0	0	0	0
New Mexico State	17	2-6	1-3	1-2	1-1-2	4	3	0	0	0	6
Western NM	21	3-5	0-1	2-2	0-0-0	1	6	1	0	1	8
VCU	15	1-4	0-1	0-0	0-3-3	0	0	1	0	2	2
at Colorado State	4	2-4	2-2	0-0	0-0-0	1	0	0	0	2	6
at Fresno State	6	2-3	1-2	0-0	0-0-0	1	0	1	0	0	5
Nevada	6	0-1	0-0	0-0	0-0-0	0	0	1	0	1	0
at Wyoming	4	0-1	0-0	0-0	0-1-1	0	0	0	0	2	0
San Diego State	11	1-5	1-4	0-0	0-1-1	2	1	0	1	0	3
at San Jose State	5	0-0	0-0	0-0	0-0-0	0	0	1	0	0	0
Boise State	13	1-1	1-1	2-2	0-0-0	0	1	1	0	0	5
Fresno State	8	0-1	0-1	0-0	0-0-0	0	1	2	0	0	0
at UNLV	4	0-1	0-1	0-0	0-0-0	1	0	0	0	0	0

\* game started


## SEASON NOTES

- Had five points vs. Boise State (Jan. 17)
- Scored three points vs. San Diego State (Jan. 11)
- Had five points at Fresno State (Dec. 31)
- Scored first MW points (six, 2-2 3FG) at Colorado State (Dec. 28)
- Had eight points and six assists vs. Western New Mexico (Dec. 14)
- Had six points and three assists vs. New Mexico State (Dec. 7)
- Scored 10 points vs. Texas Southern (Nov. 24)
- Had four assists vs. Grambling State (Nov. 21)
- First career double figure game with 18 points (6-7 FG) vs. Texas A&M-Corpus Christi (Nov. 12)
- Scored first three career points vs. Nicholls in collegiate debut (Nov. 4)
- Had one point in the exhibition vs. UTEP (Oct. 28)

	2024-25	CAREER	STREAK
Double Figure Scoring	2	2	-

## CAREER STATISTICS

Year	G-GS	Min-Avg.	FG-FGA	Pct.	3FG-3FGA	Pct.	FT-FTA	Pct.	Off-Def.	Reb-Avg.	PF-DQ	Ast	TO	Blk	Stl	Pts-Avg
2024-25	21-0	181-8.6	22-52	.423	13-31	.419	10-16	.625	1-9	10-0.5	19-0	23	12	1	11	67-3.2
Conf	10-0	62-6.2	6-17	.353	5-11	.455	2-2	1.000	0-2	2-0.2	6-0	4	6	1	5	19-1.9
CAREER	21-0	181-8.6	22-52	.423	13-31	.419	10-16	.625	1-9	10-0.5	19-0	23	12	1	11	67-3.2



### Season Highs

Pts	9	vs. A&M-Corpus Christi (11/12/24)
Reb	10	vs. Western New Mexico (12/14/24)
FG	4	twice
FGA	4	three times
3FG	--	
3FGA	--	
FT	1	six times
FTA	3	vs. A&M-Corpus Christi (11/12/24)
Ast	2	twice
Blk	5	vs. A&M-Corpus Christi (11/12/24)
Stl	2	vs. San Jose State (12/4/24)
Min	21	vs. A&M-Corpus Christi (11/12/24)

### Career Highs

14	vs. Wyoming (12/30/23) <sup>BYU</sup>
11	twice
7	vs. Wyoming (12/30/23) <sup>BYU</sup>
10	vs. Wyoming (12/30/23) <sup>BYU</sup>
--	
1	four times
5	vs. Pepperdine (1/14/23) <sup>BYU</sup>
6	twice
3	vs. Southeastern Louisiana (11/15/23) <sup>BYU</sup>
5	vs. A&M-Corpus Christi (11/12/24)
3	at Pepperdine (2/9/23) <sup>BYU</sup>
26	at Pepperdine (2/12/22) <sup>BYU</sup>

### MW Career Highs

5	at San Jose State (1/14/25)
4	twice
2	at San Jose State (1/14/25)
3	twice
--	
1	three times
2	twice
1	at Fresno State (12/31/24)
1	four times
2	vs. San Jose State (12/4/24)
18	at San Jose State (1/14/25)

2.6 PPG | 2.8 RPG | 9.5 MPG | 1.0 BPG

## 2024-25 GAME-BY-GAME

Opponent	MP	FG-A	3G-A	FT-A	O-D-T	PF	A	TO	BS	ST	TP
Nicholls	4	0-3	0-0	0-0	0-1-1	0	0	0	1	0	0
vs. UCLA	7	2-2	0-0	0-0	0-1-1	1	0	0	0	0	4
A&M-Corpus Christi	21	4-4	0-0	1-3	1-4-5	2	2	0	5	0	9
at St. John's	8	0-1	0-0	1-2	4-2-6	2	2	0	0	1	1
Grambling State	11	2-3	0-0	1-2	3-3-6	2	1	2	1	0	5
Texas Southern	13	2-4	0-0	0-0	2-0-2	0	1	1	2	0	4
vs. Arizona State	15	1-2	0-0	0-0	1-4-5	4	0	0	2	0	2
vs. USC	12	2-2	0-0	0-0	0-3-3	1	0	0	2	0	4
San Jose State	5	1-2	0-0	1-2	1-0-1	2	0	0	0	2	3
New Mexico State					-INJ-						
Western NM	17	4-4	0-0	0-0	5-5-10	1	1	1	2	1	8
VCU	9	0-1	0-0	0-2	0-0-0	2	0	0	0	1	0
at Colorado State	9	1-2	0-0	0-0	0-0-0	0	0	0	0	0	2
at Fresno State	5	0-0	0-0	0-0	1-2-3	2	1	0	1	1	0
Nevada	6	0-1	0-0	0-0	0-2-2	4	0	1	0	0	0
at Wyoming	1	0-1	0-0	0-0	0-0-0	0	0	1	0	0	0
San Diego State	10	1-1	0-0	1-1	2-0-2	2	0	1	1	1	3
at San Jose State	18	2-3	0-0	1-2	1-3-4	3	0	0	1	0	5
Boise State	5	0-0	0-0	0-0	0-1-1	2	0	0	0	0	0
Fresno State	11	1-3	0-0	0-0	1-3-4	1	0	0	1	1	2
at UNLV	4	0-0	0-0	0-0	0-0-0	2	0	0	0	0	0

\* game started

## SEASON NOTES

- Had five points and four rebounds at San Jose State (Jan. 14)
- Had three points and two rebounds vs. San Diego State (Jan. 11)
- Had eight points (4-4 FG) and 10 rebounds vs. Western New Mexico (Dec. 14)
- Four points (2-2 FG) and three rebounds vs. USC (Nov. 29)
- Had two points and five rebounds vs. Arizona State (Nov. 28)
- Had five points and six rebounds vs. Grambling State (Nov. 21)
- Had nine points (4-4 FG), five rebounds and a career-high five blocks vs. Texas A&M-Corpus Christi (Nov. 12)
- Scored first four points as a Lobo vs. No. 22 UCLA (Nov. 8)
- Had one rebound and one block vs. Nicholls in UNM debut (Nov. 4)
- Had four points and four rebounds in the exhibition vs. UTEP (Oct. 28)

	2024-25	CAREER	STREAK
Double Figure Scoring	-	7	-
Double Figure Rebounds	1	3	-

## CAREER STATISTICS

Year	G-GS	Min-Avg.	FG-FGA	Pct.	3FG-3FGA	Pct.	FT-FTA	Pct.	Off-Def.	Reb-Avg.	PF-DQ	Ast	TO	Blk	Stl	Pts-Avg
2021-22 %	32-3	341-10.7	44-76	.579	0-0	.000	9-19	.474	39-55	94-2.9	67-2	9	21	24	1	97-3.0
Conf	15-0	185-12.3	29-48	.604	0-0	.000	2-8	.250	18-25	43-2.9	32-1	4	6	17	1	60-4.0
2022-23 %	33-1	479-14.5	45-88	.511	0-2	.000	35-51	.686	48-70	118-3.6	78-2	17	41	35	12	125-3.8
Conf	15-0	212-14.1	22-39	.564	0-1	.000	20-24	.833	17-26	43-2.9	36-1	9	19	10	6	64-4.3
2023-24 %	23-0	253-11.0	41-66	.621	0-2	.000	11-24	.458	26-41	67-2.9	57-2	7	21	12	7	93-4.0
Conf	11-0	78-7.1	10-16	.625	0-0	.000	5-12	.417	8-5	13-1.2	25-1	0	14	3	2	25-2.3
2024-25	20-0	190-9.5	23-39	.590	0-0	.000	6-14	.429	22-34	56-2.8	33-0	8	7	19	8	52-2.6
Conf	10-0	73-7.3	6-13	.462	0-0	.000	3-5	.600	6-11	17-1.7	18-0	1	3	4	5	15-1.5
CAREER	108-4	1261-11.7	153-269	.569	0-4	.000	61-108	.565	135-200	335-3.1	235-6	41	90	90	28	367-3.4

% at BYU



Season Highs

Pts	4	three times
Reb	4	vs. Grambling State (11/21/24)
FG	2	three times
FGA	3	twice
3FG	1	vs. A&M-Corpus Christi (11/12/24)
3FGA	1	three times
FT	--	
FTA	2	vs. San Jose State (12/4/24)
Ast	1	at Fresno State (12/31/24)
Blk	1	four times
Stl	1	four times
Min	14	vs. A&M-Corpus Christi (11/12/24)

Career Highs

13	at Notre Dame (2/14/24) <sup>GT</sup>
8	vs. UMass Lowell (11/14/23) <sup>GT</sup>
6	at Notre Dame (2/14/24) <sup>GT</sup>
8	at Notre Dame (2/14/24) <sup>GT</sup>
1	four times
3	at Cincinnati (11/22/23) <sup>GT</sup>
2	vs. Wake Forest (2/6/24) <sup>GT</sup>
2	five times
1	five times
1	six times
3	vs. UMass Lowell (11/14/23) <sup>GT</sup>
26	at Notre Dame (2/14/24) <sup>GT</sup>

MW Career Highs

4	vs. Fresno State (1/20/25)
3	vs. Fresno State (1/20/25)
2	vs. Fresno State (1/20/25)
2	vs. Fresno State (1/20/25)
--	
--	
2	vs. San Jose State (12/4/24)
1	at Fresno State (12/31/24)
--	
1	vs. San Jose State (12/4/24)
4	twice

1.6 PPG | 1.2 RPG | 5.8 MPG | 65% FG

2024-25 GAME-BY-GAME

Opponent	MP	FG-A	3G-A	FT-A	O-D-T	PF	A	TO	BS	ST	TP
Nicholls					-DNP-						
vs. UCLA	10	1-1	0-0	0-1	0-1-1	4	0	0	0	0	2
A&M-Corpus Christi	14	1-1	1-1	0-0	0-1-1	4	0	1	0	1	3
at St. John's	9	1-1	0-0	0-0	0-1-1	0	0	1	0	0	2
Grambling State	7	0-1	0-0	0-0	0-4-4	2	0	1	1	0	0
Texas Southern	5	2-3	0-1	0-0	1-0-1	2	0	1	1	0	4
vs. Arizona State	5	0-1	0-0	0-0	0-1-1	1	0	2	0	0	0
vs. USC					-DNP-						
San Jose State	2	0-1	0-0	0-2	0-0-0	0	0	0	0	1	0
New Mexico State	8	1-1	0-0	0-0	0-1-1	0	0	0	1	1	2
Western NM	7	2-3	0-1	0-0	0-1-1	1	0	0	1	1	4
VCU					-DNP-						
at Colorado State					-DNP-						
at Fresno State	4	1-1	0-0	0-0	1-0-1	2	1	0	0	0	2
Nevada					-DNP-						
at Wyoming					-DNP-						
San Diego State	2	0-0	0-0	0-0	1-1-2	0	0	0	0	0	0
at San Jose State	2	0-0	0-0	0-0	0-0-0	0	0	0	0	0	0
Boise State	3	0-1	0-0	0-0	0-0-0	0	0	0	0	0	0
Fresno State	4	2-2	0-0	0-0	0-3-3	2	0	0	0	0	4
at UNLV					-DNP-						

\* game started

SEASON NOTES

- Had four points and three rebounds vs. Fresno State (Jan. 20)
- Scored first Mountain West points (two) at Fresno State (Dec. 31)
- Scored four points vs. Western New Mexcio (Dec. 14)
- Had two points vs. New Mexico State (Dec. 7)
- Scored four points vs. Texas Southern (Nov. 24)
- Had two points at St. John's (Nov. 17)
- Scored three points vs. Texas A&M-Corpus Christi (Nov. 12)
- Made Lobo debut vs. No. 22 UCLA, scoring two points (Nov. 8)
- Had four points and two rebounds in the exhibition vs. UTEP (Oct. 28)

	2024-25	CAREER	STREAK
Double Figure Scoring	-	1	-


CAREER STATISTICS

Year	G-GS	Min-Avg.	FG-FGA	Pct.	3FG-3FGA	Pct.	FT-FTA	Pct.	Off-Def.	Reb-Avg.	PF-DQ	Ast	TO	Blk	Stl	Pts-Avg
2023-24 %	20-3	227-11.4	18-38	.474	4-14	.286	3-10	.300	20-33	53-2.7	26-0	4	11	4	11	43-2.2
Conf	11-3	115-10.4	11-22	.500	2-7	.286	2-3	.667	8-15	23-2.1	11-0	2	3	3	4	26-2.4
2024-25	14-0	81-5.8	11-17	.647	1-3	.333	0-3	.000	3-14	17-1.2	18-0	1	6	4	4	23-1.6
Conf	6-0	17-2.8	3-5	.600	0-0	.000	0-2	.000	2-4	6-1.0	4-0	1	0	0	1	6-1.0
CAREER	34-3	308-9.1	29-55	.527	5-17	.294	3-13	.231	23-47	70-2.1	44-0	5	17	8	15	66-1.9

% at Georgia Tech



Sophomore | Forward | 6-9 | 220 | Belgrade, Serbia | KK Beko [Arizona]



Season Highs

Pts	16	at Wyoming (1/7/25)
Reb	11	at Wyoming (1/7/25)
FG	6	at Wyoming (1/7/25)
FGA	10	at Wyoming (1/7/25)
3FG	3	at Wyoming (1/7/25)
3FGA	7	vs. San Diego State (1/11/25)
FT	6	vs. Nevada (1/3/25)
FTA	6	vs. Nevada (1/3/25)
Ast	5	vs. Boise State (1/17/25)
Blk	1	three times
Stl	4	twice
Min	33	vs. VCU (12/18/24)

Career Highs

16	at Wyoming (1/7/25)
11	at Wyoming (1/7/25)
6	at Wyoming (1/7/25)
10	at Wyoming (1/7/25)
3	at Wyoming (1/7/25)
7	vs. San Diego State (1/11/25)
6	vs. Nevada (1/3/25)
6	twice
5	vs. Boise State (1/17/25)
1	four times
4	twice
33	vs. VCU (12/18/24)

MW Career Highs

16	at Wyoming (1/7/25)
11	at Wyoming (1/7/25)
6	at Wyoming (1/7/25)
10	at Wyoming (1/7/25)
3	at Wyoming (1/7/25)
7	vs. San Diego State (1/11/25)
6	vs. Nevada (1/3/25)
6	vs. Nevada (1/3/25)
5	vs. Boise State (1/17/25)
1	twice
4	twice
32	at UNLV (1/25/25)

5.9 PPG | 4.8 RPG | 20.9 MPG | 36% 3FG

2024-25 GAME-BY-GAME

Opponent	MP	FG-A	3G-A	FT-A	O-D-T	PF	A	TO	BS	ST	TP
Nicholls*	19	2-6	1-4	0-0	2-5-7	2	2	1	0	0	5
vs. UCLA*	24	2-2	2-2	0-0	0-2-2	3	3	1	0	0	6
A&M-Corpus Christi*	14	0-5	0-2	0-0	1-0-1	2	0	1	0	0	0
at St. John's*	9	0-0	0-0	0-0	0-0-0	0	0	1	0	0	0
Grambling State	9	1-3	0-0	0-0	0-0-0	1	1	0	0	1	2
Texas Southern	10	5-6	1-2	0-0	0-4-4	2	2	1	0	0	11
vs. Arizona State	16	2-5	0-0	0-0	1-0-1	3	0	1	0	1	4
vs. USC	8	0-1	0-1	0-0	0-0-0	0	0	0	0	1	0
San Jose State	31	4-5	1-1	0-1	1-6-7	2	3	0	0	1	9
New Mexico State	13	1-2	0-1	0-2	2-3-5	1	1	1	0	0	2
Western NM*	17	5-9	1-4	2-2	0-1-1	3	1	1	1	0	13
VCU*	33	1-6	0-1	0-0	5-4-9	3	0	1	0	0	2
at Colorado State*	24	4-4	2-2	0-1	1-3-4	3	1	1	1	4	10
at Fresno State*	16	1-4	0-1	1-2	1-3-4	3	1	0	1	1	3
Nevada*	27	1-3	1-2	6-6	2-6-8	4	0	0	0	0	9
at Wyoming*	31	6-10	3-6	1-1	2-9-11	1	0	0	0	0	16
San Diego State*	29	3-9	2-7	1-3	2-7-9	2	2	1	0	0	9
at San Jose State*	29	1-7	0-2	0-0	0-7-7	1	0	3	0	1	2
Boise State*	29	3-4	1-2	2-2	0-10-10	2	5	1	0	4	9
Fresno State*	19	3-5	0-1	0-0	0-3-3	2	1	0	0	1	6
at UNLV*	32	2-3	0-1	1-2	1-7-8	5	3	3	0	2	5

\* game started

SEASON NOTES

- Had nine points (3-4 FG), 10 rebounds, career-high five assists and four steals vs. Boise State (Jan. 17)
- Had nine points and nine rebounds vs. San Diego State (Jan. 11)
- Set career highs of 16 points and 11 rebounds for first career double-double at Wyoming (Jan. 7)
- Had nine points and eight rebounds vs. Nevada (Jan. 3)
- Had 10 points (4-4 FG) and a career-high four steals at Colorado State (Dec. 28)
- Had a career-high nine rebounds vs. VCU (Dec. 18)
- Scored 13 points vs. Western New Mexico (Dec. 14)
- Had nine points (4-5 FG), seven rebounds and three assists vs. San Jose State (Dec. 4)
- Had four points vs. Arizona State (Nov. 28)
- Had 11 points (5-6 FG) vs. Texas Southern (Nov. 24)
- Had six points (2-2 3FG) vs. No. 22 UCLA (Nov. 8)
- Had five points and matched a career high with seven rebounds in his UNM debut and first career start vs. Nicholls (Nov. 4)
- Had one point and five rebounds in the exhibition vs. UTEP (Oct. 28)

	2024-25	CAREER	STREAK
Double-Doubles	1		-
Double Figure Scoring	4	5	-
Double Figure Rebounds	2	2	-

CAREER STATISTICS

Year	G-GS	Min-Avg.	FG-FGA	Pct.	3FG-3FGA	Pct.	FT-FTA	Pct.	Off-Def.	Reb-Avg.	PF-DQ	Ast	TO	Blk	Stl	Pts-Avg
2022-23 %	14-0	54-3.9	7-13	.538	2-4	.500	2-3	.667	3-9	12-0.9	8-0	6	5	0	1	18-1.3
Conf	6-0	18-3.0	3-5	.600	1-1	1.000	1-2	.500	1-0	1-0.2	1-0	3	0	0	1	8-1.3
2023-24 %	20-0	111-5.6	16-39	.410	0-12	.000	13-15	.867	12-20	32-1.6	10-0	16	10	1	4	45-2.3
Conf	12-0	50-4.2	7-18	.389	0-5	.000	2-2	1.000	5-8	13-1.1	4-0	13	7	1	2	16-1.3
2024-25	21-15	439-20.9	47-99	.475	15-42	.357	14-22	.636	21-80	101-4.8	45-1	26	18	3	17	123-5.9
Conf	10-9	267-26.7	28-54	.519	10-25	.400	12-18	.667	10-61	71-7.1	25-1	16	9	2	14	78-7.8
CAREER	55-15	604-11.0	70-151	.464	17-58	.293	29-40	.725	36-109	145-2.6	63-1	48	33	4	22	186-3.4

% at Arizona



Season Highs

Pts	3	vs. Western New Mexico (12/14/24)
Reb	2	vs. Texas Southern (11/24/24)
FG	1	twice
FGA	2	twice
3FG	1	vs. Western New Mexico (12/14/24)
3FGA	2	vs. Western New Mexico (12/14/24)
FT	--	
FTA	1	vs. Texas Southern (11/24/24)
Ast	1	twice
Blk	--	
Stl	1	vs. Western New Mexico (12/14/24)
Min	10	vs. Western New Mexico (12/14/24)

Career Highs

7	twice
4	vs. Texas Southern (11/6/23)
3	twice
6	vs. New Mexico State (12/2/23)
1	six times
4	vs. New Mexico State (12/2/23)
1	vs. Texas Southern (11/6/23)
2	twice
1	three times
2	vs. Air Force (3/13/24) <sup>MWIT</sup>
2	four times
19	twice

MW Career Highs

2	twice
1	twice
1	twice
1	four times
--	
1	vs. San Diego State (1/11/25)
--	
--	
2	vs. Air Force (3/13/24) <sup>MWIT</sup>
1	at Utah State (3/9/24)
6	twice

0.5 PPG | 0.5 RPG | 4.1 MPG |

2024-25 GAME-BY-GAME

Opponent	MP	FG-A	3G-A	FT-A	O-D-T	PF	A	TO	BS	ST	TP
Nicholls	1	0-0	0-0	0-0	0-0-0	0	0	0	0	0	0
vs. UCLA	2	0-1	0-1	0-0	0-0-0	0	0	0	0	0	0
A&M-Corpus Christi	4	0-0	0-0	0-0	0-1-1	0	0	1	0	0	0
at St. John's					-DNP-						
Grambling State	3	0-0	0-0	0-0	1-0-1	0	1	0	0	0	0
Texas Southern	8	1-2	0-0	0-1	1-1-2	1	0	0	0	0	2
vs. Arizona State					-DNP-						
vs. USC	2	0-0	0-0	0-0	0-0-0	2	0	1	0	0	0
San Jose State					-DNP-						
New Mexico State					-DNP-						
Western NM	10	1-2	1-2	0-0	0-1-1	1	1	0	0	1	3
VCU					-DNP-						
at Colorado State					-DNP-						
at Fresno State					-DNP-						
Nevada					-DNP-						
at Wyoming					-DNP-						
San Diego State	2	0-1	0-1	0-0	0-0-0	0	0	0	0	0	0
at San Jose State					-DNP-						
Boise State	3	0-0	0-0	0-0	0-0-0	0	0	0	0	0	0
Fresno State	6	0-0	0-0	0-0	0-0-0	0	0	1	0	0	0
at UNLV					-DNP-						

\* game started

SEASON NOTES

- Scored three points vs. Western New Mexico (Dec. 14)
- Had two points and two rebounds vs. Texas Southern (Nov. 24)
- Scored two points in the exhibition vs. UTEP (Oct. 28)

	2024-25	CAREER	STREAK
Double Figure Scoring	-	-	-

CAREER STATISTICS

Year	G-GS	Min-Avg.	FG-FGA	Pct.	3FG-3FGA	Pct.	FT-FTA	Pct.	Off-Def.	Reb-Avg.	PF-DQ	Ast	TO	Blk	Stl	Pts-Avg
2022-23									Redshirt season							
Conf	--															
2023-24	19-0	170-8.9	16-32	.500	5-17	.294	1-4	.250	7-20	27-1.4	25-0	1	6	3	11	38-2.0
Conf	4-0	16-4.0	1-2	.500	0-0	.000	0-0	.000	1-0	1-0.3	1-0	0	0	0	1	2-0.5
2024-25	10-0	41-4.1	2-6	.333	1-4	.250	0-1	.000	2-3	5-0.5	4-0	2	3	0	1	5-0.5
Conf	3-0	10-3.4	0-1	.000	0-1	.000	0-0	.000	0-0	0-0.0	0-0	0	1	0	0	0-0.0
CAREER	29-0	211-7.3	18-38	.474	6-21	.286	1-5	.200	9-23	32-1.1	29-0	3	9	3	12	43-1.5

**Freshman | Forward | 6-8 | 225 | Dallas, Texas | Dallas Carter HS**



### Season Highs

Pts	--
Reb	--
FG	--
FGA	--
3FG	--
3FGA	--
FT	--
FTA	--
Ast	--
Blk	--
Stl	--
Min	--

## Career Highs

11  
 12  
 13  
 14  
 15  
 16  
 17  
 18  
 19  
 20  
 21  
 22  
 23  
 24  
 25  
 26  
 27  
 28  
 29  
 30  
 31  
 32  
 33  
 34  
 35  
 36  
 37  
 38  
 39  
 40  
 41  
 42  
 43  
 44  
 45  
 46  
 47  
 48  
 49  
 50  
 51  
 52  
 53  
 54  
 55  
 56  
 57  
 58  
 59  
 60  
 61  
 62  
 63  
 64  
 65  
 66  
 67  
 68  
 69  
 70  
 71  
 72  
 73  
 74  
 75  
 76  
 77  
 78  
 79  
 80  
 81  
 82  
 83  
 84  
 85  
 86  
 87  
 88  
 89  
 90  
 91  
 92  
 93  
 94  
 95  
 96  
 97  
 98  
 99  
 100  
 101  
 102  
 103  
 104  
 105  
 106  
 107  
 108  
 109  
 110  
 111  
 112  
 113  
 114  
 115  
 116  
 117  
 118  
 119  
 120  
 121  
 122  
 123  
 124  
 125  
 126  
 127  
 128  
 129  
 130  
 131  
 132  
 133  
 134  
 135  
 136  
 137  
 138  
 139  
 140  
 141  
 142  
 143  
 144  
 145  
 146  
 147  
 148  
 149  
 150  
 151  
 152  
 153  
 154  
 155  
 156  
 157  
 158  
 159  
 160  
 161  
 162  
 163  
 164  
 165  
 166  
 167  
 168  
 169  
 170  
 171  
 172  
 173  
 174  
 175  
 176  
 177  
 178  
 179  
 180  
 181  
 182  
 183  
 184  
 185  
 186  
 187  
 188  
 189  
 190  
 191  
 192  
 193  
 194  
 195  
 196  
 197  
 198  
 199  
 200  
 201  
 202  
 203  
 204  
 205  
 206  
 207  
 208  
 209  
 210  
 211  
 212  
 213  
 214  
 215  
 216  
 217  
 218  
 219  
 220  
 221  
 222  
 223  
 224  
 225  
 226  
 227  
 228  
 229  
 230  
 231  
 232  
 233  
 234  
 235  
 236  
 237  
 238  
 239  
 240  
 241  
 242  
 243  
 244  
 245  
 246  
 247  
 248  
 249  
 250  
 251  
 252  
 253  
 254  
 255  
 256  
 257  
 258  
 259  
 260  
 261  
 262  
 263  
 264  
 265  
 266  
 267  
 268  
 269  
 270  
 271  
 272  
 273  
 274  
 275  
 276  
 277  
 278  
 279  
 280  
 281  
 282  
 283  
 284  
 285  
 286  
 287  
 288  
 289  
 290  
 291  
 292  
 293  
 294  
 295  
 296  
 297  
 298  
 299  
 300  
 301  
 302  
 303  
 304  
 305  
 306  
 307  
 308  
 309  
 310  
 311  
 312  
 313  
 314  
 315  
 316  
 317  
 318  
 319  
 320  
 321  
 322  
 323  
 324  
 325  
 326  
 327  
 328  
 329  
 330  
 331  
 332  
 333  
 334  
 335  
 336  
 337  
 338  
 339  
 340  
 341  
 342  
 343  
 344  
 345  
 346  
 347  
 348  
 349  
 350  
 351  
 352  
 353  
 354  
 355  
 356  
 357  
 358  
 359  
 360  
 361  
 362  
 363  
 364  
 365  
 366  
 367  
 368  
 369  
 370  
 371  
 372  
 373  
 374  
 375  
 376  
 377  
 378  
 379  
 380  
 381  
 382  
 383  
 384  
 385  
 386  
 387  
 388  
 389  
 390  
 391  
 392  
 393  
 394  
 395  
 396  
 397  
 398  
 399  
 400  
 401  
 402  
 403  
 404  
 405  
 406  
 407  
 408  
 409  
 410  
 411  
 412  
 413  
 414  
 415  
 416  
 417  
 418  
 419  
 420  
 421  
 422  
 423  
 424  
 425  
 426  
 427  
 428  
 429  
 430  
 431  
 432  
 433  
 434  
 435  
 436  
 437  
 438  
 439  
 440  
 441  
 442  
 443  
 444  
 445  
 446  
 447  
 448  
 449  
 450  
 451  
 452  
 453  
 454  
 455  
 456  
 457  
 458  
 459  
 460  
 461  
 462  
 463  
 464  
 465  
 466  
 467  
 468  
 469  
 470  
 471  
 472  
 473  
 474  
 475  
 476  
 477  
 478  
 479  
 480  
 481  
 482  
 483  
 484  
 485  
 486  
 487  
 488  
 489  
 490  
 491  
 492  
 493  
 494  
 495  
 496  
 497  
 498  
 499  
 500  
 501  
 502  
 503  
 504  
 505  
 506  
 507  
 508  
 509  
 510  
 511  
 512  
 513  
 514  
 515  
 516  
 517  
 518  
 519  
 520  
 521  
 522  
 523  
 524  
 525  
 526  
 527  
 528  
 529  
 530  
 531  
 532  
 533

## MW Career Highs

11  
 12  
 13  
 14  
 15  
 16  
 17  
 18  
 19  
 20  
 21  
 22  
 23  
 24  
 25  
 26  
 27  
 28  
 29  
 30  
 31  
 32  
 33  
 34  
 35  
 36  
 37  
 38  
 39  
 40  
 41  
 42  
 43  
 44  
 45  
 46  
 47  
 48  
 49  
 50  
 51  
 52  
 53  
 54  
 55  
 56  
 57  
 58  
 59  
 60  
 61  
 62  
 63  
 64  
 65  
 66  
 67  
 68  
 69  
 70  
 71  
 72  
 73  
 74  
 75  
 76  
 77  
 78  
 79  
 80  
 81  
 82  
 83  
 84  
 85  
 86  
 87  
 88  
 89  
 90  
 91  
 92  
 93  
 94  
 95  
 96  
 97  
 98  
 99  
 100  
 101  
 102  
 103  
 104  
 105  
 106  
 107  
 108  
 109  
 110  
 111  
 112  
 113  
 114  
 115  
 116  
 117  
 118  
 119  
 120  
 121  
 122  
 123  
 124  
 125  
 126  
 127  
 128  
 129  
 130  
 131  
 132  
 133  
 134  
 135  
 136  
 137  
 138  
 139  
 140  
 141  
 142  
 143  
 144  
 145  
 146  
 147  
 148  
 149  
 150  
 151  
 152  
 153  
 154  
 155  
 156  
 157  
 158  
 159  
 160  
 161  
 162  
 163  
 164  
 165  
 166  
 167  
 168  
 169  
 170  
 171  
 172  
 173  
 174  
 175  
 176  
 177  
 178  
 179  
 180  
 181  
 182  
 183  
 184  
 185  
 186  
 187  
 188  
 189  
 190  
 191  
 192  
 193  
 194  
 195  
 196  
 197  
 198  
 199  
 200  
 201  
 202  
 203  
 204  
 205  
 206  
 207  
 208  
 209  
 210  
 211  
 212  
 213  
 214  
 215  
 216  
 217  
 218  
 219  
 220  
 221  
 222  
 223  
 224  
 225  
 226  
 227  
 228  
 229  
 230  
 231  
 232  
 233  
 234  
 235  
 236  
 237  
 238  
 239  
 240  
 241  
 242  
 243  
 244  
 245  
 246  
 247  
 248  
 249  
 250  
 251  
 252  
 253  
 254  
 255  
 256  
 257  
 258  
 259  
 260  
 261  
 262  
 263  
 264  
 265  
 266  
 267  
 268  
 269  
 270  
 271  
 272  
 273  
 274  
 275  
 276  
 277  
 278  
 279  
 280  
 281  
 282  
 283  
 284  
 285  
 286  
 287  
 288  
 289  
 290  
 291  
 292  
 293  
 294  
 295  
 296  
 297  
 298  
 299  
 300  
 301  
 302  
 303  
 304  
 305  
 306  
 307  
 308  
 309  
 310  
 311  
 312  
 313  
 314  
 315  
 316  
 317  
 318  
 319  
 320  
 321  
 322  
 323  
 324  
 325  
 326  
 327  
 328  
 329  
 330  
 331  
 332  
 333  
 334  
 335  
 336  
 337  
 338  
 339  
 340  
 341  
 342  
 343  
 344  
 345  
 346  
 347  
 348  
 349  
 350  
 351  
 352  
 353  
 354  
 355  
 356  
 357  
 358  
 359  
 360  
 361  
 362  
 363  
 364  
 365  
 366  
 367  
 368  
 369  
 370  
 371  
 372  
 373  
 374  
 375  
 376  
 377  
 378  
 379  
 380  
 381  
 382  
 383  
 384  
 385  
 386  
 387  
 388  
 389  
 390  
 391  
 392  
 393  
 394  
 395  
 396  
 397  
 398  
 399  
 400  
 401  
 402  
 403  
 404  
 405  
 406  
 407  
 408  
 409  
 410  
 411  
 412  
 413  
 414  
 415  
 416  
 417  
 418  
 419  
 420  
 421  
 422  
 423  
 424  
 425  
 426  
 427  
 428  
 429  
 430  
 431  
 432  
 433  
 434  
 435  
 436  
 437  
 438  
 439  
 440  
 441  
 442  
 443  
 444  
 445  
 446  
 447  
 448  
 449  
 450  
 451  
 452  
 453  
 454  
 455  
 456  
 457  
 458  
 459  
 460  
 461  
 462  
 463  
 464  
 465  
 466  
 467  
 468  
 469  
 470  
 471  
 472  
 473  
 474  
 475  
 476  
 477  
 478  
 479  
 480  
 481  
 482  
 483  
 484  
 485  
 486  
 487  
 488  
 489  
 490  
 491  
 492  
 493  
 494  
 495  
 496  
 497  
 498  
 499  
 500  
 501  
 502  
 503  
 504  
 505  
 506  
 507  
 508  
 509  
 510  
 511  
 512  
 513  
 514  
 515  
 516  
 517  
 518  
 519  
 520  
 521  
 522  
 523  
 524  
 525  
 526  
 527  
 528  
 529  
 530  
 531  
 532  
 533

-- PPG | -- APG | -- MPG | -- SPG

## 2024-25 GAME-BY-GAME

Opponent	MP	FG-A	3G-A	FT-A	O-D-T	PF	A	TO	BS	ST	TP
Nicholls					-DNP-						
vs. UCLA					-DNP-						
A&M-Corpus Christi					-DNP-						
at St. John's					-DNP-						
Grambling State					-DNP-						
Texas Southern					-DNP-						
vs. Arizona State					-DNP-						
vs. USC					-DNP-						
San Jose State					-DNP-						
New Mexico State					-DNP-						
Western NM					-DNP-						
VCU					-DNP-						
at Colorado State					-DNP-						
at Fresno State					-DNP-						
Nevada					-DNP-						
at Wyoming					-DNP-						
San Diego State					-DNP-						
at San Jose State					-DNP-						
Boise State					-DNP-						
Fresno State					-DNP-						
at UNLV					-DNP-						

\* game started

## SEASON NOTES

- Plans to redshirt this season

	<b>2024-25</b>	<b>CAREER</b>	<b>STREAK</b>
Double Figure Scoring	-	-	-

## CAREER STATISTICS

[illegible]

Senior | Forward | 6-9 | 215 | Helsinki, Finland | HBA-Marsky [Dayton]



Season Highs

Pts	28	vs. Arizona State (11/28/24)
Reb	13	vs. Nicholls (11/4/24)
FG	8	at Fresno State (12/31/24)
FGA	16	twice
3FG	4	twice
3FGA	11	vs. New Mexico State (12/7/24)
FT	13	vs. Arizona State (11/28/24)
FTA	14	vs. Arizona State (11/28/24)
Ast	4	vs. Nevada (1/3/25)
Blk	3	vs. San Diego State (1/11/25)
Stl	2	five times
Min	39	vs. Nevada (1/3/25)

Career Highs

Pts	28	vs. Arizona State (11/28/24)
Reb	13	vs. Nicholls (11/4/24)
FG	9	vs. La Salle (12/30/20) <sup>UD</sup>
FGA	16	twice
3FG	4	three times
3FGA	11	vs. New Mexico State (12/7/24)
FT	13	vs. Arizona State (11/28/24)
FTA	14	vs. Arizona State (11/28/24)
Ast	8	vs. Alcorn State (12/20/22) <sup>UD</sup>
Blk	3	twice
Stl	3	twice
Min	42	at Rhode Island (2/16/21) <sup>UD</sup>

MW Career Highs

Pts	23	at Fresno State (12/31/24)
Reb	11	twice
FG	8	at Fresno State (12/31/24)
FGA	13	at Fresno State (12/31/24)
3FG	4	at Fresno State (12/31/24)
3FGA	9	at Wyoming (2/6/24)
FT	6	twice
FTA	9	vs. San Jose State (12/4/24)
Ast	4	twice
Blk	3	twice
Stl	2	five times
Min	39	vs. Nevada (1/3/25)

12.7 PPG | 5.7 RPG | 29.8 MPG | 1.5 APG

2024-25 GAME-BY-GAME

Opponent	MP	FG-A	3G-A	FT-A	O-D-T	PF	A	TO	BS	ST	TP
Nicholls*	32	5-15	1-9	2-2	5-8-13	3	2	0	2	0	13
vs. UCLA*	28	3-7	2-4	0-0	0-4-4	4	0	3	2	0	8
A&M-Corpus Christi*	27	3-9	1-5	5-6	2-5-7	3	2	4	2	2	12
at St. John's	34	6-14	4-7	0-0	0-4-4	2	3	0	1	1	16
Grambling State*	30	3-7	1-4	3-6	1-8-9	1	2	2	2	2	10
Texas Southern*	29	6-15	2-6	4-6	0-2-2	1	1	0	0	0	18
vs. Arizona State*	35	6-16	3-9	13-14	3-5-8	4	0	2	0	0	28
vs USC*	29	3-6	1-2	3-5	1-2-3	0	0	3	0	1	10
San Jose State*	37	6-12	1-3	6-9	5-4-9	2	3	0	2	1	19
New Mexico State*	38	2-16	2-11	4-4	5-3-8	3	2	0	0	2	10
Western NM*	21	4-7	1-3	0-0	0-1-1	2	1	0	0	1	9
VCU*	34	5-12	0-2	5-7	2-6-8	0	0	0	0	1	15
at Colorado State*	24	5-10	0-2	4-4	3-2-5	4	1	1	0	1	14
at Fresno State*	32	8-13	4-6	3-4	0-5-5	3	1	6	0	0	23
Nevada*	39	4-11	1-6	5-7	0-5-5	4	4	2	2	1	14
at Wyoming*	24	0-7	0-4	0-0	0-2-2	3	1	3	1	0	0
San Diego State*	33	4-12	0-4	2-6	4-7-11	2	2	0	3	2	10
at San Jose State*	26	4-9	1-2	0-0	2-0-2	0	1	2	0	0	9
Boise State*	32	3-8	1-5	4-4	0-3-3	1	2	0	1	1	11
Fresno State*	20	6-8	3-4	0-0	2-5-7	3	3	1	0	2	15
at UNLV*	21	0-2	0-1	2-4	1-2-3	2	1	2	1	0	2

\* game started

SEASON NOTES

- Tri-Captain
- Scored 15 points (6-8 FG) vs. Fresno State (Jan. 20)
- Double-double with 10 points and 11 rebounds vs. San Diego State (Jan. 11)
- Scored 14 points vs. Nevada (Jan. 3)
- Had 23 points for first 20-point game in MW play at Fresno State (Dec. 31)
- Scored 14 points at Colorado State (Dec. 28)
- Had 15 points and eight rebounds vs. VCU (Dec. 18)
- Had 19 points and nine rebounds vs. San Jose State (Dec. 4)
- Scored a career high 28 points vs. Arizona State (Nov. 28)
- Had 18 points, including scoring his 1,000th career point vs. Texas Southern (Nov. 24)
- Had 10 points and nine rebounds vs. Grambling State (Nov. 21)
- Team-high 16 points (tied career high with four 3-pointers) at No. 22 St. John's
- Had 12 points and seven rebounds vs. Texas A&M-Corpus Christi (Nov. 12)
- Scored eight points vs. No. 22 UCLA (Nov. 8)
- Had 13 points and a career-high 13 rebounds vs. Nicholls (Nov. 4)

	2024-25	CAREER	STREAK
Double-Doubles	2	5	-
Double Figure Scoring	16	66	-
20-Point Games	2	4	-
10-Rebound Games	2	6	-

CAREER STATISTICS

Year	G-GS	Min-Avg.	FG-FGA	Pct.	3FG-3FGA	Pct.	FT-FTA	Pct.	Off-Def.	Reb-Avg.	PF-DQ	Ast	TO	Blk	Stl	Pts-Avg
2020-21 %	19-15	569-29.9	68-137	.496	26-68	.382	26-34	.765	24-83	107-5.6	45-1	24	31	8	13	188-9.9
Conf	16-14	481-30.1	57-117	.487	24-59	.407	22-29	.759	21-69	90-5.6	35-1	21	26	8	11	160-10.0
2021-22 %	35-1	693-19.8	65-163	.399	28-95	.295	37-51	.725	41-101	142-4.1	57-0	26	37	7	7	195-5.6
Conf	18-1	375-20.8	37-87	.425	14-44	.318	16-24	.667	23-49	72-4.0	27-0	15	16	5	3	104-5.8
2022-23 %	34-19	1006-29.6	103-233	.442	45-123	.366	66-83	.795	40-124	164-4.8	61-0	59	46	10	8	317-9.3
Conf	18-10	513-28.5	55-123	.447	21-54	.389	15-22	.682	15-67	82-4.6	32-0	28	19	9	6	146-8.1
2023-24	35-2	657-18.8	77-191	.403	28-96	.292	54-70	.771	36-85	121-3.5	75-0	23	25	9	20	236-6.7
Conf	18-0	383-21.3	53-113	.469	23-59	.390	33-39	.846	28-52	80-4.4	38-0	15	16	3	9	162-9.0
2024-25	21-21	625-29.8	86-216	.398	29-99	.293	65-88	.739	36-83	119-5.7	47-0	32	31	19	18	266-12.7
Conf	10-10	289-28.9	40-92	.435	11-37	.297	26-38	.684	17-35	52-5.2	24-0	19	17	10	8	117-11.7
CAREER	144-58	3547-24.6	399-940	.424	156-481	.324	248-326	.761	177-476	653-4.5	285-1	164	170	53	66	1202-8.3

% at Dayton





### Season Highs

Pts	28	vs. Nicholls (11/4/24)
Reb	18	at UNLV (1/25/25)
FG	9	vs. Nicholls (11/4/24)
FGA	17	vs. New Mexico State (12/7/24)
3FG	--	
3FGA	1	four times
FT	10	vs. Nicholls (11/4/24)
FTA	12	vs. Nicholls (11/4/24)
Ast	3	vs. Grambling State (11/21/24)
Blk	4	at Fresno State (12/31/24)
Stl	4	vs. New Mexico State (12/7/24)
Min	39	vs. Nevada (1/3/25)

### Career Highs

28	twice
18	at UNLV (1/25/25)
11	three times
17	vs. New Mexico State (12/7/24)
1	vs. North Alabama (11/20/21) <sup>Iona</sup>
1	13 times
10	three times
14	three times
5	twice
6	twice
5	at New Mexico State (12/15/23)
39	twice

### MW Career Highs

26	vs. Utah State (1/16/24)
18	at UNLV (1/25/25)
11	vs. Utah State (1/16/24)
16	at UNLV (1/25/25)
--	
1	at San Jose State (1/14/25)
6	five times
10	twice
3	at Colorado State (1/2/24)
5	twice
4	at San Jose State (1/24/24)
39	vs. Nevada (1/3/25)

13.5 PPG | 10.4 RPG | 29.6 MPG | 1.5 BPG

## 2024-25 GAME-BY-GAME

Opponent	MP	FG-A	3G-A	FT-A	O-D-T	PF	A	TO	BS	ST	TP
Nicholls*	36	9-15	0-0	10-12	6-10-16	2	2	3	3	2	28
vs. UCLA*	33	5-9	0-0	6-8	4-8-12	3	0	4	1	2	16
A&M-Corpus Christi*	16	5-6	0-0	0-3	3-6-9	4	2	1	2	2	10
at St. John's*	32	8-11	0-0	0-6	3-1-4	2	1	3	2	1	16
Grambling State*	29	3-7	0-1	1-2	1-10-11	2	3	2	3	2	7
Texas Southern*	23	2-4	0-1	4-6	1-7-8	3	1	2	3	2	8
vs. Arizona State*	25	1-3	0-0	1-1	2-5-7	4	1	5	0	1	3
vs. USC*	26	5-8	0-0	5-6	4-2-6	2	1	2	2	0	15
San Jose State*	35	5-11	0-0	6-6	2-8-10	3	2	2	0	1	16
New Mexico State*	37	7-17	0-1	2-5	7-10-17	1	2	1	2	4	1
Western NM*	16	2-5	0-0	2-2	3-3-6	1	0	3	0	0	6
VCU*	31	5-11	0-0	5-8	6-5-11	2	1	4	1	2	15
at Colorado State*	31	4-9	0-0	1-2	2-9-11	3	1	2	0	0	9
at Fresno State*	31	4-6	0-0	4-4	1-11-12	3	2	1	4	1	12
Nevada*	39	7-8	0-0	6-9	2-8-10	3	0	2	3	1	20
at Wyoming*	37	5-10	0-0	2-4	4-8-12	3	0	3	2	0	12
San Diego State*	30	3-10	0-0	0-0	4-5-9	3	2	2	1	0	6
at San Jose State*	20	7-10	0-1	6-8	2-4-6	4	0	0	1	0	20
Boise State*	32	7-14	0-0	2-2	1-8-9	3	1	3	1	2	16
Fresno State*	25	3-6	0-0	4-8	4-11-15	0	1	3	0	0	10
at UNLV*	36	8-16	0-0	6-10	7-11-18	2	1	0	1	0	22

\* game started

## SEASON NOTES

- Preseason All-Mountain West
- Two-time Mountain West Player of the Week (Nov. 11, Jan. 6)
- Double-double with 22 points and a career-high 18 rebounds at UNLV (Jan. 25)
- Had 20 points, including game-winning shot as time expired, and 10 rebounds vs. Nevada (Jan. 3)
- Double-double with 12 points and 12 rebounds, along with four blocks, at Fresno State (Dec. 31)
- Had 15 points and 11 rebounds vs. VCU (Dec. 18)
- Had 16 points and 17 boards vs. New Mexico St (Dec. 7)
- Double-double with 16 points and 10 rebounds vs. San Jose State (Dec. 4)
- Had 16 points (8-11 FG) at No. 22 St. John's (Nov. 17)
- Double-double with 16 points and 12 rebounds vs. No. 22 UCLA (Nov. 8)
- Matched a career high with 28 points to go with 16 rebounds vs. Nicholls (Nov. 4)

## UNM CAREER RECORD BOOK

	Total	Rank	Up Next
Blocks:	81	T-14th	Danny Granger (91-13th)
Dbl-Dbls:	19	16th	Four tied (20-12th)

	2024-25	CAREER	STREAK
Double-Doubles	10	53	2
Double Figure Scoring	15	98	4
20-Point Games	3	12	-
10-Rebound Games	12	61	2

## CAREER STATISTICS

Year	G-GS	Min-Avg.	FG-FGA	Pct.	3FG-3FGA	Pct.	FT-FTA	Pct.	Off-Def.	Reb-Avg.	PF-DQ	Ast	TO	Blk	Stl	Pts-Avg
2020-21 %	18-16	499-27.7	81-136	.596	0-1	.000	37-58	.638	51-84	135-7.5	60-4	24	41	29	11	199-11.1
Conf	9-9	232-25.8	44-70	.629	0-1	.000	20-31	.645	23-36	59-6.6	34-3	8	25	14	3	108-12.0
2021-22 %	33-32	939-28.5	160-292	.548	1-3	.333	109-166	.657	108-164	272-8.2	76-0	49	69	62	36	430-13.0
Conf	20-19	540-27.0	92-160	.575	0-2	.000	58-92	.630	60-97	157-7.9	42-0	28	43	36	24	242-12.1
2022-23 %	35-34	1112-31.8	192-349	.550	0-5	.000	136-218	.624	124-202	326-9.3	96-2	39	66	52	42	520-14.9
Conf	20-20	633-31.7	104-200	.520	0-4	.000	90-147	.612	79-130	209-10.5	51-2	21	41	27	22	298-14.9
2023-24	36-36	944-26.2	127-231	.550	0-0	.000	67-128	.523	104-190	294-8.2	100-1	37	54	49	38	321-8.9
Conf	18-18	484-26.9	68-113	.602	0-0	.000	32-58	.552	52-96	148-8.2	52-1	18	25	28	19	168-9.3
2024-25	21-21	622-29.6	105-196	.536	0-4	.000	73-112	.652	69-150	219-10.4	53-0	24	48	32	23	283-13.5
Conf	10-10	317-31.7	53-100	.530	0-0	.000	37-53	.698	29-83	112-11.2	27-0	10	18	13	5	143-14.3
<b>CAREER</b>	<b>143-139</b>	<b>4117-28.8</b>	<b>665-1204</b>	<b>.552</b>	<b>1-13</b>	<b>.077</b>	<b>422-682</b>	<b>.619</b>	<b>456-790</b>	<b>1246-8.7</b>	<b>385-7</b>	<b>173</b>	<b>278</b>	<b>224</b>	<b>150</b>	<b>1753-12.3</b>

% at Iona

Freshman | Forward | 6-10 | 240 | Toronto, Ont. | Dream City Christian



### Season Highs

Pts	21	vs. Western New Mexico (12/14/24)
Reb	6	vs. Western New Mexico (12/14/24)
FG	8	vs. Western New Mexico (12/14/24)
FGA	11	vs. Western New Mexico (12/14/24)
3FG	3	twice
3FGA	5	vs. Fresno State (1/20/25)
FT	3	at Wyoming (1/7/25)
FTA	4	twice
Ast	4	vs. Western New Mexico (12/14/24)
Blk	1	twice
Stl	3	vs. Western New Mexico (12/14/24)
Min	19	vs. Western New Mexico (12/14/24)

### Career Highs

21	vs. Western New Mexico (12/14/24)
6	vs. Western New Mexico (12/14/24)
8	vs. Western New Mexico (12/14/24)
11	vs. Western New Mexico (12/14/24)
3	twice
5	vs. Fresno State (1/20/25)
3	at Wyoming (1/7/25)
4	twice
4	vs. Western New Mexico (12/14/24)
1	twice
3	vs. Western New Mexico (12/14/24)
19	vs. Western New Mexico (12/14/24)

### MW Career Highs

11	vs. Fresno State (1/20/25)
4	twice
4	vs. Fresno State (1/20/25)
6	vs. Fresno State (1/20/25)
3	vs. Fresno State (1/20/25)
5	vs. Fresno State (1/20/25)
3	at Wyoming (1/7/25)
4	at Wyoming (1/7/25)
1	three times
1	twice
1	twice
18	twice

3.6 PPG | 1.5 RPG | 8.6 MPG | 0.5 APG

## 2024-25 GAME-BY-GAME

Opponent	MP	FG-A	3G-A	FT-A	O-D-T	PF	A	TO	BS	ST	TP
Nicholls	8	0-1	0-1	2-4	0-1-1	1	0	0	0	1	2
vs. UCLA	2	0-0	0-0	0-0	0-0-0	2	0	0	0	0	0
A&M-Corpus Christi	2	0-0	0-0	0-0	0-0-0	1	0	0	0	0	0
at St. John's					-DNP-						
Grambling State	3	2-2	0-0	0-0	0-1-1	0	0	0	0	0	4
Texas Southern	10	1-4	1-3	0-0	0-1-1	1	1	0	0	0	3
vs. Arizona State	2	0-0	0-0	0-0	0-0-0	1	0	0	0	0	0
vs. USC	11	1-2	0-0	0-0	1-1-2	1	1	0	0	1	2
San Jose State	1	0-0	0-0	0-0	0-0-0	1	0	0	0	0	0
New Mexico State	7	1-2	0-0	1-1	1-0-1	1	0	0	0	0	3
Western NM	19	8-11	3-4	2-3	2-4-6	2	4	1	0	3	21
VCU	6	0-0	0-0	0-0	0-1-1	1	0	0	0	0	0
at Colorado State	16	2-2	1-1	0-0	0-0-0	0	1	0	0	0	5
at Fresno State	8	0-0	0-0	0-0	0-1-1	3	0	0	0	1	0
Nevada	6	1-1	1-1	0-0	0-1-1	0	0	0	0	0	3
at Wyoming	18	1-5	1-4	3-4	1-1-2	2	1	0	0	0	6
San Diego State	5	0-2	0-1	0-0	0-2-2	2	0	0	0	0	0
at San Jose State	15	2-3	2-2	0-0	2-2-4	0	0	0	0	0	6
Boise State	8	2-4	1-2	0-0	0-0-0	0	0	1	0	0	5
Fresno State	17	4-6	3-5	0-0	2-2-4	1	1	3	1	1	11
at UNLV	8	0-2	0-1	0-0	1-1-2	4	1	0	1	0	0

\* game started

## SEASON NOTES

- Mountain West Freshman of the Week (Dec. 16)
- Had 11 points (4-6 FG) and four rebounds vs. Fresno State (Jan. 20)
- Scored five points vs. Boise State (Jan. 17)
- Had six points (2-2 3FG) and four rebounds at San Jose State (Jan. 14)
- Had six points and two rebounds at Wyoming (Jan. 7)
- Scored three points vs. Nevada (Jan. 3)
- Had five points (2-2 FG) at Colorado State (Dec. 28)
- Set career highs of 21 points, six rebounds, four assists and three steals vs. Western New Mexico (Dec. 14)
- Scored three points vs. New Mexico State (Dec. 7)
- Had two points and two rebounds vs. USC (Nov. 29)
- Scored three points vs. Texas Southern (Nov. 24)
- Had four points (2-2 FG) vs. Grambling State (Nov. 21)
- Scored two points in his collegiate debut vs. Nicholls (Nov. 4)
- Had seven points and three rebounds in the exhibition vs. UTEP (Oct. 28)

	2024-25	CAREER	STREAK
Double Figure Scoring	2	2	-
20-Point Games	1	1	-

## CAREER STATISTICS

Year	G-GS	Min-Avg.	FG-FGA	Pct.	3FG-3FGA	Pct.	FT-FTA	Pct.	Off-Def.	Reb-Avg.	PF-DQ	Ast	TO	Blk	Stl	Pts-Avg
2024-25	20-0	172-8.6	25-47	.532	13-25	.520	8-12	.667	10-19	29-1.5	24-0	10	5	2	7	71-3.6
Conf	10-0	102-10.2	12-25	.480	9-17	.529	3-4	.750	6-10	16-1.6	13-0	4	4	2	2	36-3.6
CAREER	20-0	172-8.6	25-47	.532	13-25	.520	8-12	.667	10-19	29-1.5	24-0	10	5	2	7	71-3.6



2024-25 New Mexico Men's Basketball  
Extended Season Box Score  
All games

Game Records

Record	Overall			Home	Away	Neutral
ALL GAMES	17-4			11-1	4-2	2-1
CONFERENCE	9-1			5-0	4-1	0-0
NON-CONFERENCE	8-3			6-1	0-1	2-1

Team Box Score Extended

No.	Player	GP-GS			MIN			AVG			Total			3-Point			F-Throw			Rebounds			PF	DQ	A	A/G	TO	TO/G	A/TO	BLK	BLK/G	STL	STL/G	PTS	AVG
		GP	GS		MIN		FG%	FG-FGA	3FG%	3FG-3FGA	FT%	FT-FTA	OFF	DEF	TOT	AVG																			
2	DENT, Donovan	21-21		710:19	33.8		148-292	.507		.371	103-132	.780	5	41	46	2.2	29	0	139	6.62	59	2.81	2.36	17	0.81	32	1.52	412	19.6						
23	JOSEPH, Nelly	21-21		622:30	29.6		105-196	.536		.000	73-112	.652	69	150	219	10.4	53	0	24	1.14	48	2.29	0.50	32	1.52	23	1.10	283	13.5						
22	AMZIL, Mustapha	21-21		625:20	29.8		86-216	.398		.293	65-88	.739	36	83	119	5.7	47	0	32	1.52	31	1.48	1.03	19	0.90	18	0.86	266	12.7						
3	WASHINGTON, Tru	20-19		526:22	26.3		77-186	.414		.382	27-44	.614	26	49	75	3.8	41	1	40	2.00	24	1.20	1.67	5	0.25	36	1.80	207	10.4						
0	NOLAND, CJ	20-7		425:52	21.3		58-154	.377		.253	25-37	.676	15	47	62	3.1	51	3	31	1.55	20	1.00	1.55	5	0.25	27	1.35	160	8.0						
8	BOROVICANIN, Filip	21-15		439:17	20.9		47-99	.475		.357	14-22	.636	21	80	101	4.8	45	1	26	1.24	18	0.86	1.44	3	0.14	17	0.81	123	5.9						
1	APPELHANS, Braden	20-1		234:39	11.7		27-65	.415		.426	6-9	.667	4	14	18	0.9	18	1	11	0.55	4	0.20	2.75	5	0.25	8	0.40	83	4.2						
24	MILICEVIC, Jovan	20-0		171:47	8.6		25-47	.532		.520	8-12	.667	10	19	29	1.5	24	0	10	0.50	5	0.25	2.00	2	0.10	7	0.35	71	3.6						
4	DOTSON, Kayde	21-0		181:24	8.6		22-52	.423		.419	10-16	.625	1	9	10	0.5	19	0	23	1.10	12	0.57	1.92	1	0.05	11	0.52	67	3.2						
6	ALLY ATIKI, Atiki	20-0		190:12	9.5		23-39	.590		.000	6-14	.429	22	34	56	2.8	33	0	8	0.40	7	0.35	1.14	19	0.95	8	0.40	52	2.6						
7	SACKO, Ibrahim	14-0		81:22	5.8		11-17	.647		.333	0-3	.000	3	14	17	1.2	18	0	1	0.07	6	0.43	0.17	4	0.29	4	0.29	23	1.6						
11	WEBB, Quinton	10-0		40:57	4.1		2-6	.333		.250	0-1	.000	2	3	5	0.5	4	0	2	0.20	3	0.30	0.67	0	0.00	1	0.10	5	0.5						
Total		21		4250			631-1369	.461		.348	337-490	.688	267	581	848	40.4	382	6	347	16.52	247	11.76	1.40	112	5.33	192	9.14	1752	83.4						
Opponents		21		4250			538-1253	.429		.356	280-427	.656	205	557	762	36.3	398	7	311	14.81	331	15.76	0.94	92	4.38	148	7.05	1520	72.4						

Score by Periods

Team	1st	2nd	OT	TOT
New Mexico	828	902	22	1752
Opponents	688	805	27	1520



2024-25 New Mexico Men's Basketball  
Team Game-by-Game  
All games

Page 1/1  
as of Jan 25, 2025

				Total		3-Pointers		Free throws		Rebounds											
Opponent	Date	Score		FG-FGA	PCT	3FG-3FGA	PCT	FT-FTA	PCT	OFF	DEF	TOT	AVG	PF	A	TO	BLK	STL	PTS	AVG	
Nicholls	11/04/2024	91-84	W	31-81	.383	7-36	.194	22-32	.688	18	32	50	50.0	16	18	8	10	10	91	91.0	
vs UCLA	11/08/2024	72-64	W	25-49	.510	6-15	.400	16-23	.696	8	26	34	42.0	26	14	24	3	12	72	81.5	
A&M-Corpus Christi	11/12/2024	100-81	W	33-62	.532	9-23	.391	25-39	.641	11	26	37	40.3	28	22	14	9	15	100	87.7	
at St. John's (NY)	11/17/2024	71-85	L	28-64	.438	8-18	.444	7-18	.389	16	16	32	38.3	17	19	11	5	9	71	83.5	
Grambling	11/21/2024	80-58	W	28-60	.467	7-18	.389	17-26	.654	10	34	44	39.4	14	23	16	9	14	80	82.8	
Texas Southern	11/24/2024	99-68	W	38-75	.507	11-27	.407	12-21	.571	14	29	43	40.0	16	19	7	9	10	99	85.5	
vs Arizona St.	11/28/2024	82-85	L	24-63	.381	6-16	.375	28-32	.875	14	24	38	39.7	26	10	11	3	6	82	85.0	
vs Southern California	11/29/2024	83-73	W	30-58	.517	7-21	.333	16-24	.667	11	21	32	38.8	14	17	14	5	8	83	84.8	
San Jose St.	12/04/2024	83-77	W	28-65	.431	7-17	.412	20-30	.667	16	26	42	39.1	13	17	9	4	7	83	84.6	
New Mexico St.	12/07/2024	83-89	Lot	30-84	.357	10-32	.313	13-22	.591	23	23	46	39.8	18	17	6	5	9	83	84.4	
Western N.M.	12/14/2024	122-70	W	47-78	.603	14-28	.500	14-17	.824	15	26	41	39.9	17	31	11	5	17	122	87.8	
VCU	12/18/2024	78-71	W	27-64	.422	3-11	.273	21-30	.700	16	31	47	40.5	19	6	11	1	7	78	87.0	
at Colorado St.	12/28/2024	76-68	W	31-63	.492	7-15	.467	7-9	.778	11	21	32	39.8	15	13	12	1	10	76	86.2	
at Fresno St.	12/31/2024	103-89	W	41-70	.586	9-23	.391	12-15	.800	6	30	36	39.6	19	21	16	8	10	103	87.4	
Nevada	01/03/2025	82-81	Wot	23-49	.469	5-18	.278	31-41	.756	6	29	35	39.3	26	14	15	7	5	82	87.0	
at Wyoming	01/07/2025	61-53	W	19-57	.333	5-21	.238	18-22	.818	10	34	44	39.6	17	8	10	5	7	61	85.4	
San Diego St.	01/11/2025	62-48	W	24-67	.358	6-28	.214	8-20	.400	18	33	51	40.2	16	13	9	7	7	62	84.0	
at San Jose St.	01/14/2025	70-71	L	27-66	.409	3-15	.200	13-19	.684	11	27	38	40.1	14	10	8	3	7	70	83.2	
Boise St.	01/17/2025	84-65	W	31-57	.544	7-15	.467	15-15	1.000	3	26	29	39.5	14	22	11	5	9	84	83.3	
Fresno St.	01/20/2025	95-67	W	38-78	.487	13-30	.433	6-11	.545	15	39	54	40.3	15	23	13	4	8	95	83.9	
at UNLV	01/25/2025	75-73	W	28-59	.475	3-13	.231	16-24	.667	15	28	43	40.4	22	10	11	4	5	75	83.4	
Total		1752		631-1369	.461	153-440	.348	337-490	.688	267	581	848	40.4	382	347	247	112	192	1752	83.4	
Opponents		1520		538-1253	.429	164-461	.356	280-427	.656	205	557	762	36.3	398	311	331	92	148	1520	72.4	

New Mexico Averages

Games Played	Points/ game	FG Pct	3FG Pct	FT Pct	Rebounds/ game	Assists/ game	Turnovers/ game	Assist/Turnover ratio	Steals/ game	Blocks/ game
21	83.4	46.1	34.8	68.8	40.4	16.5	11.8	1.4	9.1	5.3





2024-25 New Mexico Men's Basketball  
Opponents Game-by-Game  
All games

Page 1/1  
as of Jan 25, 2025

				Total		3-Pointers		Free throws		Rebounds											
Opponent	Date	Score		FG-FGA	PCT	3FG-3FGA	PCT	FT-FTA	PCT	OFF	DEF	TOT	AVG	PF	A	TO	BLK	STL	PTS	AVG	
Nicholls	11/04/2024	91-84	W	30-72	.417	15-37	.405	9-16	.563	14	35	49	49.0	24	18	17	4	4	84	84.0	
vs UCLA	11/08/2024	72-64	W	20-55	.364	5-23	.217	19-27	.704	14	20	34	41.5	24	13	21	3	12	64	74.0	
A&M-Corpus Christi	11/12/2024	100-81	W	29-55	.527	5-16	.313	18-35	.514	9	30	39	40.7	26	20	22	4	7	81	76.3	
at St. John's (NY)	11/17/2024	71-85	L	34-68	.500	4-18	.222	13-20	.650	22	27	49	42.8	17	20	16	4	8	85	78.5	
Grambling	11/21/2024	80-58	W	22-62	.355	7-19	.368	7-15	.467	11	27	38	41.8	24	17	22	3	9	58	74.4	
Texas Southern	11/24/2024	99-68	W	23-59	.390	9-18	.500	13-17	.765	9	27	36	40.8	18	14	20	3	4	68	73.3	
vs Arizona St.	11/28/2024	82-85	L	26-55	.473	9-19	.474	24-32	.750	9	25	34	39.9	21	16	10	4	5	85	75.0	
vs Southern California	11/29/2024	83-73	W	27-55	.491	7-17	.412	12-18	.667	8	24	32	38.9	18	13	16	0	11	73	74.8	
San Jose St.	12/04/2024	83-77	W	25-56	.446	10-21	.476	17-21	.810	7	24	31	38.0	22	13	10	7	6	77	75.0	
New Mexico St.	12/07/2024	83-89	Lot	32-62	.516	14-31	.452	11-17	.647	8	37	45	38.7	20	18	17	3	4	89	76.4	
Western N.M.	12/14/2024	122-70	W	28-59	.475	7-20	.350	7-12	.583	7	17	24	37.4	14	11	24	5	8	70	75.8	
VCU	12/18/2024	78-71	W	24-57	.421	10-31	.323	13-24	.542	7	26	33	37.0	21	13	12	6	8	71	75.4	
at Colorado St.	12/28/2024	76-68	W	27-60	.450	6-23	.261	8-8	1.000	12	23	35	36.8	9	19	17	6	9	68	74.8	
at Fresno St.	12/31/2024	103-89	W	29-67	.433	10-22	.455	21-31	.677	10	24	34	36.6	15	10	15	4	10	89	75.9	
Nevada	01/03/2025	82-81	Wot	25-59	.424	8-19	.421	23-35	.657	9	23	32	36.3	28	15	10	7	9	81	76.2	
at Wyoming	01/07/2025	61-53	W	19-59	.322	5-19	.263	10-17	.588	9	32	41	36.6	19	11	11	6	2	53	74.8	
San Diego St.	01/11/2025	62-48	W	17-48	.354	5-16	.313	9-17	.529	3	32	35	36.5	19	10	14	8	5	48	73.2	
at San Jose St.	01/14/2025	70-71	L	28-65	.431	10-22	.455	5-8	.625	11	31	42	36.8	15	13	14	2	4	71	73.1	
Boise St.	01/17/2025	84-65	W	25-57	.439	5-24	.208	10-13	.769	7	22	29	36.4	15	16	17	4	7	65	72.6	
Fresno St.	01/20/2025	95-67	W	25-69	.362	5-25	.200	12-15	.800	7	28	35	36.4	11	17	14	5	9	67	72.4	
at UNLV	01/25/2025	75-73	W	23-54	.426	8-21	.381	19-29	.655	12	23	35	36.3	18	14	12	4	7	73	72.4	
Total		1520		538-1253	.429	164-461	.356	280-427	.656	205	557	762	36.3	398	311	331	92	148	1520	72.4	
New Mexico		1752		631-1369	.461	153-440	.348	337-490	.688	267	581	848	40.4	382	347	247	112	192	1752	83.4	

Opponents Averages

Games Played	Points/game	FG Pct	3FG Pct	FT Pct	Rebounds/game	Assists/game	Turnovers/game	Assist/Turnover ratio	Steals/game	Blocks/game
21	72.4	42.9	35.6	65.6	36.3	14.8	15.8	0.9	7.0	4.4



2024-25 New Mexico Men's Basketball  
Points-rebounds-assists  
All games

Page 1/2  
as of Jan 25, 2025

Opponent	Date	Score	0	1	2	3	4	6	7	8	11	22	23
Nicholls	11/04/2024	91-84	10-3-1	3-0-0	15-0-11	12-4-0	3-0-0	0-1-0	DNP	5-7-2	0-0-0	13-13-2	28-16-2
vs UCLA	11/08/2024	72-64	13-1-1	3-1-0	17-1-8	3-5-2	0-1-0	4-1-0	2-1-0	6-2-3	0-0-0	8-4-0	16-12-0
A&M-Corpus Christi	11/12/2024	100-81	5-3-1	3-2-0	25-0-10	15-5-2	18-1-3	9-5-2	3-1-0	0-1-0	0-1-0	12-7-2	10-9-2
at St. John's (NY)	11/17/2024	71-85	15-4-3	0-1-1	12-3-6	9-2-2	0-1-1	1-6-2	2-1-0	0-0-0	DNP	16-4-3	16-4-1
Grambling	11/21/2024	80-58	8-4-3	6-1-0	22-2-8	15-3-0	1-0-4	5-6-1	0-4-0	2-0-1	0-1-1	10-9-2	7-11-3
Texas Southern	11/24/2024	99-68	6-8-1	3-0-2	11-2-5	19-10-3	10-0-2	4-2-1	4-1-0	11-4-2	2-2-0	18-2-1	8-8-1
vs Arizona St.	11/28/2024	82-85	13-4-2	0-1-0	30-1-7	2-5-0	0-0-0	2-5-0	0-1-0	4-1-0	DNP	28-8-0	3-7-1
vs Southern California	11/29/2024	83-73	6-3-0	9-1-0	17-6-11	20-4-4	0-0-0	4-3-0	DNP	0-0-0	0-0-0	10-3-0	15-6-1
San Jose St.	12/04/2024	83-77	DNP	3-2-1	20-3-5	13-5-2	0-0-1	3-1-0	0-0-0	9-7-3	DNP	19-9-3	16-10-2
New Mexico St.	12/07/2024	83-89	7-0-3	14-0-1	15-3-4	8-5-1	6-2-3	DNP	2-1-0	2-5-1	DNP	10-8-2	16-17-2
Western N.M.	12/14/2024	122-70	9-2-3	18-4-1	11-1-8	12-5-5	8-0-6	8-10-1	4-1-0	13-1-1	3-1-1	9-1-1	6-6-0
VCU	12/18/2024	78-71	0-3-1	4-1-0	40-5-4	DNP	2-3-0	0-0-0	DNP	2-9-0	DNP	15-8-0	15-11-1
at Colorado St.	12/28/2024	76-68	11-4-1	3-1-1	14-2-6	2-2-1	6-0-0	2-0-0	DNP	10-4-1	DNP	14-5-1	9-11-1
at Fresno St.	12/31/2024	103-89	23-3-3	3-0-0	18-5-6	14-1-6	5-0-0	0-3-1	2-1-1	3-4-1	DNP	23-5-1	12-12-2
Nevada	01/03/2025	82-81	7-3-2	3-1-2	20-0-6	6-1-0	0-0-0	0-2-0	DNP	9-8-0	DNP	14-5-4	20-10-0
at Wyoming	01/07/2025	61-53	2-1-0	0-0-0	22-3-6	3-3-0	0-1-0	0-0-0	DNP	16-11-0	DNP	0-2-1	12-12-0
San Diego St.	01/11/2025	62-48	2-1-0	0-0-0	16-1-5	13-5-1	3-1-1	3-2-0	0-2-0	9-9-2	0-0-0	10-11-2	6-9-2
at San Jose St.	01/14/2025	70-71	3-5-2	2-0-0	17-2-5	6-3-2	0-0-0	5-4-0	0-0-0	2-7-0	DNP	9-2-1	20-6-0
Boise St.	01/17/2025	84-65	9-1-1	DNP	16-1-7	13-2-5	5-0-1	0-1-0	0-0-0	9-10-5	0-0-0	11-3-2	16-9-1
Fresno St.	01/20/2025	95-67	8-5-3	6-2-2	20-4-9	13-1-2	0-0-1	2-4-0	4-3-0	6-3-1	0-0-0	15-7-3	10-15-1
at UNLV	01/25/2025	75-73	3-4-0	0-0-0	34-1-2	9-4-2	0-0-0	0-0-0	DNP	5-8-3	DNP	2-3-1	22-18-1



2024-25 New Mexico Men's Basketball  
Points-rebounds-assists  
All games

Opponent	Date	Score	24 MILICEVIC,
Nicholls	11/04/2024	91-84	W 2-1-0
vs UCLA	11/08/2024	72-64	W 0-0-0
A&M-Corpus Christi	11/12/2024	100-81	W 0-0-0
at St. John's (NY)	11/17/2024	71-85	L DNP
Grambling	11/21/2024	80-58	W 4-1-0
Texas Southern	11/24/2024	99-68	W 3-1-1
vs Arizona St.	11/28/2024	82-85	L 0-0-0
vs Southern California	11/29/2024	83-73	W 2-2-1
San Jose St.	12/04/2024	83-77	W 0-0-0
New Mexico St.	12/07/2024	83-89	Lot 3-1-0
Western N.M.	12/14/2024	122-70	W 21-6-4
VCU	12/18/2024	78-71	W 0-1-0
at Colorado St.	12/28/2024	76-68	W 5-0-1
at Fresno St.	12/31/2024	103-89	W 0-1-0
Nevada	01/03/2025	82-81	Wot 3-1-0
at Wyoming	01/07/2025	61-53	W 6-2-1
San Diego St.	01/11/2025	62-48	W 0-2-0
at San Jose St.	01/14/2025	70-71	L 6-4-0
Boise St.	01/17/2025	84-65	W 5-0-0
Fresno St.	01/20/2025	95-67	W 11-4-1
at UNLV	01/25/2025	75-73	W 0-2-1



# 2024-25 New Mexico Men's Basketball Combined Team Statistics In Conference games

Page 1/1  
as of Jan 25, 2025

## Game Records

Record	Overall	Home	Away	Neutral
ALL GAMES	9-1	5-0	4-1	0-0
CONFERENCE	9-1	5-0	4-1	0-0
NON-CONFERENCE	0-0	0-0	0-0	0-0

## Score by Periods

Team	1st	2nd	OT	TOT
New Mexico	382	397	12	791
Opponents	306	375	11	692

## Team Box Score

No. Player					Total		3-Point		F-Throw		Rebounds												
		GP-GS	MIN	AVG	FG-FGA	FG%	3FG-3FGA	3FG%	FT-FTA	FT%	OFF	DEF	TOT	AVG	PF	DQ	A	TO	BLK	STL	PTS	AVG	
2	DENT, Donovan	10-10	346:57	34.7	73-145	.503	5-18	.278	46-55	.836	0	22	22	2.2	14	0	57	31	8	16	197	19.7	
23	JOSEPH, Nelly	10-10	317:04	31.7	53-100	.530	0-1	.000	37-53	.698	29	83	112	11.2	27	0	10	18	13	5	143	14.3	
22	AMZIL, Mustapha	10-10	289:03	28.9	40-92	.435	11-37	.297	26-38	.684	17	35	52	5.2	24	0	19	17	10	8	117	11.7	
3	WASHINGTON, Tru	10-10	263:39	26.4	34-83	.410	12-34	.353	12-21	.571	7	20	27	2.7	17	0	21	8	4	12	92	9.2	
8	BOROVICANIN, Filip	10-9	267:03	26.7	28-54	.519	10-25	.400	12-18	.667	10	61	71	7.1	25	1	16	9	2	14	78	7.8	
0	NOLAND, CJ	9-0	178:39	19.9	28-68	.412	7-28	.250	5-8	.625	5	22	27	3.0	17	0	12	9	1	3	68	7.6	
24	MILICEVIC, Jovan	10-0	101:59	10.2	12-25	.480	9-17	.529	3-4	.750	6	10	16	1.6	13	0	4	4	2	2	36	3.6	
1	APPELHANS, Braden	9-1	98:48	11.0	7-28	.250	6-23	.261	0-0	.000	2	4	6	0.7	6	0	6	2	3	4	20	2.2	
4	DOTSON, Kayde	10-0	61:40	6.2	6-17	.353	5-11	.455	2-2	1.000	0	2	2	0.2	6	0	4	6	1	5	19	1.9	
6	ALLY ATIKI, Atiki	10-0	73:23	7.3	6-13	.462	0-0	.000	3-5	.600	6	11	17	1.7	18	0	1	3	4	5	15	1.5	
7	SACKO, Ibrahima	6-0	16:35	2.8	3-5	.600	0-0	.000	0-2	.000	2	4	6	1.0	4	0	1	0	0	1	6	1.0	
11	WEBB, Quinton	3-0	10:10	3.4	0-1	.000	0-1	.000	0-0	.000	0	0	0	0.0	0	0	0	1	0	0	0	0.0	
Team											27	19	46					6					
Total		10	2025		290-631	.460	65-195	.333	146-206	.709	111	293	404	40.4	171	1	151	114	48	75	791	79.1	
Opponents		10	2025		243-594	.409	72-212	.340	134-194	.691	87	262	349	34.9	171	2	138	134	53	68	692	69.2	

## Team Statistics

	UNM	OPP
<b>Scoring</b>	<b>791</b>	<b>692</b>
Points per game	79.1	69.2
Scoring margin	+9.9	-
<b>Field goals-att</b>	<b>290-631</b>	<b>243-594</b>
Field goal pct	.460	.409
<b>3 point fg-att</b>	<b>65-195</b>	<b>72-212</b>
3-point FG pct	.333	.340
3-pt FG made per game	6.5	7.2
<b>Free throws-att</b>	<b>146-206</b>	<b>134-194</b>
Free throw pct	.709	.691
F-Throws made per game	14.6	13.4
<b>Rebounds</b>	<b>404</b>	<b>349</b>
Rebounds per game	40.4	34.9
Rebounding margin	+5.5	-
<b>Assists</b>	<b>151</b>	<b>138</b>
Assists per game	15.1	13.8
<b>Turnovers</b>	<b>114</b>	<b>134</b>
Turnovers per game	11.4	13.4
Turnover margin	+2.0	-
Assist/turnover ratio	1.3	1.0
<b>Steals</b>	<b>75</b>	<b>68</b>
Steals per game	7.5	6.8
<b>Blocks</b>	<b>48</b>	<b>53</b>
Blocks per game	4.8	5.3
<b>Winning streak</b>	<b>3</b>	<b>-</b>
Home win streak	5	-
<b>Attendance</b>	<b>68338</b>	<b>21304</b>
Home games-Avg/Game	5-13668	5-4261
Neutral site-Avg/Game	-	0-0

## Team Results

Date	Opponent		Score	Att.
12/04/2024	San Jose St.	W	83-77	10658
12/28/2024	at Colorado St.	W	76-68	4772
12/31/2024	at Fresno St.	W	103-89	5583
01/03/2025	Nevada	Wot	82-81	14622
01/07/2025	at Wyoming	W	61-53	2938
01/11/2025	San Diego St.	W	62-48	15428
01/14/2025	at San Jose St.	L	70-71	1853
01/17/2025	Boise St.	W	84-65	14519
01/20/2025	Fresno St.	W	95-67	13111
01/25/2025	at UNLV	W	75-73	6158





# 2024-25 New Mexico Men's Basketball Combined Team Statistics All games

Page 1/1  
as of Jan 25, 2025

## Game Records

Record	Overall	Home	Away	Neutral
ALL GAMES	17-4	11-1	4-2	2-1
CONFERENCE	9-1	5-0	4-1	0-0
NON-CONFERENCE	8-3	6-1	0-1	2-1

## Score by Periods

Team	1st	2nd	OT	TOT
New Mexico	828	902	22	1752
Opponents	688	805	27	1520

## Team Box Score

No.	Player				Total		3-Point		F-Throw		Rebounds											
		GP-GS	MIN	AVG	FG-FGA	FG%	3FG-3FGA	3FG%	FT-FTA	FT%	OFF	DEF	TOT	AVG	PF	DQ	A	TO	BLK	STL	PTS	AVG
2	DENT, Donovan	21-21	710:19	33.8	148-292	.507	13-35	.371	103-132	.780	5	41	46	2.2	29	0	139	59	17	32	412	19.6
23	JOSEPH, Nelly	21-21	622:30	29.6	105-196	.536	0-4	.000	73-112	.652	69	150	219	10.4	53	0	24	48	32	23	283	13.5
22	AMZIL, Mustapha	21-21	625:20	29.8	86-216	.398	29-99	.293	65-88	.739	36	83	119	5.7	47	0	32	31	19	18	266	12.7
3	WASHINGTON, Tru	20-19	526:22	26.3	77-186	.414	26-68	.382	27-44	.614	26	49	75	3.8	41	1	40	24	5	36	207	10.4
0	NOLAND, CJ	20-7	425:52	21.3	58-154	.377	19-75	.253	25-37	.676	15	47	62	3.1	51	3	31	20	5	27	160	8.0
8	BOROVICANIN, Filip	21-15	439:17	20.9	47-99	.475	15-42	.357	14-22	.636	21	80	101	4.8	45	1	26	18	3	17	123	5.9
1	APPELHANS, Braden	20-1	234:39	11.7	27-65	.415	23-54	.426	6-9	.667	4	14	18	0.9	18	1	11	4	5	8	83	4.2
24	MILICEVIC, Jovan	20-0	171:47	8.6	25-47	.532	13-25	.520	8-12	.667	10	19	29	1.5	24	0	10	5	2	7	71	3.6
4	DOTSON, Kayde	21-0	181:24	8.6	22-52	.423	13-31	.419	10-16	.625	1	9	10	0.5	19	0	23	12	1	11	67	3.2
6	ALLY ATIKI, Atiki	20-0	190:12	9.5	23-39	.590	0-0	.000	6-14	.429	22	34	56	2.8	33	0	8	7	19	8	52	2.6
7	SACKO, Ibrahima	14-0	81:22	5.8	11-17	.647	1-3	.333	0-3	.000	3	14	17	1.2	18	0	1	6	4	4	23	1.6
11	WEBB, Quinton	10-0	40:57	4.1	2-6	.333	1-4	.250	0-1	.000	2	3	5	0.5	4	0	2	3	0	1	5	0.5
Team											53	38	91					10				
Total		21	4250		631-1369	.461	153-440	.348	337-490	.688	267	581	848	40.4	382	6	347	247	112	192	1752	83.4
Opponents		21	4250		538-1253	.429	164-461	.356	280-427	.656	205	557	762	36.3	398	7	311	331	92	148	1520	72.4

## Team Statistics

	UNM	OPP
Scoring	1752	1520
Points per game	83.4	72.4
Scoring margin	+11.0	-
Field goals-att	631-1369	538-1253
Field goal pct	.461	.429
3 point fg-att	153-440	164-461
3-point FG pct	.348	.356
3-pt FG made per game	7.3	7.8
Free throws-att	337-490	280-427
Free throw pct	.688	.656
F-Throws made per game	16.0	13.3
Rebounds	848	762
Rebounds per game	40.4	36.3
Rebounding margin	+4.1	-
Assists	347	311
Assists per game	16.5	14.8
Turnovers	247	331
Turnovers per game	11.8	15.8
Turnover margin	+4.0	-
Assist/turnover ratio	1.4	0.9
Steals	192	148
Steals per game	9.1	7.0
Blocks	112	92
Blocks per game	5.3	4.4
Winning streak	3	-
Home win streak	6	-
Attendance	150702	33614
Home games-Avg/Game	12-12559	6-5602
Neutral site-Avg/Game	-	3-846

## Team Results

Date	Opponent		Score	Att.
11/04/2024	Nicholls	W	91-84	10609
11/08/2024	vs UCLA	W	72-64	1497
11/12/2024	A&M-Corpus Christi	W	100-81	11160
11/17/2024	at St. John's (NY)	L	71-85	12310
11/21/2024	Grambling	W	80-58	10996
11/24/2024	Texas Southern	W	99-68	11286
11/28/2024	vs Arizona St.	L	82-85	732
11/29/2024	vs Southern California	W	83-73	310
12/04/2024	San Jose St.	W	83-77	10658
12/07/2024	New Mexico St.	Lot	83-89	15411
12/14/2024	Western N.M.	W	122-70	11419
12/18/2024	VCU	W	78-71	11483
12/28/2024	at Colorado St.	W	76-68	4772
12/31/2024	at Fresno St.	W	103-89	5583
01/03/2025	Nevada	Wot	82-81	14622
01/07/2025	at Wyoming	W	61-53	2938
01/11/2025	San Diego St.	W	62-48	15428
01/14/2025	at San Jose St.	L	70-71	1853
01/17/2025	Boise St.	W	84-65	14519
01/20/2025	Fresno St.	W	95-67	13111
01/25/2025	at UNLV	W	75-73	6158