



NEW MEXICO LOBOS

2024-25 MEN'S BASKETBALL

X @ UNMLoboMBB | #GoLobos | GoLobos.com

SCHEDULE/RESULTS

OCTOBER

28 UTEP (ex) W, 74-70

NOVEMBER

4 NICHOLLS W, 91-84

8 vs. #22 UCLA ^ W, 72-64

12 A&M-CORPUS CHRISTI W, 100-81

17 at #22 St. John's # L, 71-85

21 GRAMBLING STATE W, 80-58

24 TEXAS SOUTHERN W, 99-68

28 vs. Arizona State @ L, 82-85

29 vs. USC @ W, 83-73

DECEMBER

4 SAN JOSE STATE * W, 83-77

7 NEW MEXICO STATE L, 83-89 (ot)

14 WESTERN NEW MEXICO W, 122-70

18 VCU W, 78-71

28 at Colorado State * W, 76-68

31 at Fresno State * W, 103-89

JANUARY

3 NEVADA * W, 82-81 (ot)

7 at Wyoming * W, 61-53

11 SAN DIEGO STATE * W, 62-48

14 at San Jose State * L, 70-71

17 BOISE STATE * W, 84-65

20 FRESNO STATE * W, 95-67

25 at UNLV * FOX 1:00

FEBRUARY

1 at Utah State * FS1 7:30

5 COLORADO STATE * FS1 8:30

8 at Air Force * MWN/Altitude 2:00

12 WYOMING * FS1 8:00

16 UTAH STATE * CBSSN 2:00

19 at Boise State * CBSSN 8:00

25 at San Diego State * FS1 9:00

MARCH

1 AIR FORCE * MWN 12:00

4 at Nevada * CBSSN 7:00

7 UNLV * CBSSN 8:00

12 Mountain West 1st Round

13 Mountain West Quarterfinals

14 Mountain West Semifinals

15 Mountain West Final

All Times MT and subject to change | * Mountain West Game

^ Las Vegas Hoopfest (Henderson, Nev.)

Madison Square Garden

@ Acrisure Classic (Palm Desert, Calif.)

% Mountain West Tournament (Las Vegas, Nev.)

COMMUNICATIONS

Steve Kirkland - Men's Basketball Contact

(434) 825-5241 cell
kirkland@unm.edu email

X @skirkland14

GAME #21 | JAN. 25 | THOMAS & MACK CENTER | LAS VEGAS, NV

NEW MEXICO LOBOS
16-4 (8-1 MW)



UNLV RUNNIN' REBELS
11-8 (5-3 MW)

Head Coach: Richard Pitino (Providence '05)

Overall Record: 236-182 (13th)

UNM Record: 77-45 (4th)

vs. UNLV: 1-4 (1-4 UNM)



Head Coach: Kevin Kruger (UNLV '07)

Overall Record: 69-48 (4th)

UNLV Record: 69-48 (4th)

vs. UNM: 4-1

NET: 58

KenPom: 53

NET: 100

KenPom: 99



BPP: Guy Haberman
Analyst: Casey Jacobsen



BPP: Robert Portnoy
Analyst: Hunter Greene

THE OPENING TIP

- The Mountain West leading Lobos visit UNLV in their first ever game on FOX
- New Mexico is looking to match its best 10-game start to a Mountain West season at 9-1 (started 9-1 in 2013-14)
- The game will be a Quad 2 game for the Lobos, who are looking to improve to 8-2 against Quad 1 and 2 (had eight total Q 1/2 wins last year on Selection Sunday)
- Donovan Dent leads the Mountain West in scoring and assists, looking to become just the second player in conference history to lead both categories
- Nelly Junior Joseph is the only Mountain West player averaging a double-double this season (13.1 points, conference-leading 10.1 rebounds)

SERIES HISTORY

Overall: 26-43
Away: 11-25 (9-21 T&M)
Streak: L3

LAST 5 SERIES GAMES

2/10/24	H	L, 77-80
1/9/24	A	L, 73-83
1/7/23	H	L, 77-84
3/5/22	H	W, 76-67
1/11/22	A	L, 56-85

POSSIBLE STARTERS



2 DONOVAN DENT
G | 6-2 / 185 | Jr. | Riverside, Calif.

18.9 ppg | 2.3 rpg | 6.9 apg | 33.7 mpg | 1.6 spg

- MW Player of the Week (Dec. 23, Jan. 13)
- Career-high 40 points vs. VCU
- One of two players nationally averaging 18.0 points and 6.5 assists



3 TRU WASHINGTON
G | 6-2 / 205 | So. | Phoenix, Ariz.

10.4 ppg | 3.7 rpg | 26.1 mpg | 1.8 spg | 2.0 apg

- Second career double-double (19p/10r) vs. Texas Southern
- Scored season high 20 pts vs. USC
- Five career 5 steal games



8 FILIP BOROVICANIN
G | 6-9 / 220 | Jr. | Belgrade, Serbia

5.9 ppg | 4.7 rpg | 1.2 apg | 20.4 mpg

- Career-highs of 16pts and 11rebs at Wyoming for 1st career double-double
- Starred for Serbia at the 2023 FIBA U19 World Cup



22 MUSTAPHA AMZIL
F | 6-9 / 215 | Sr. | Helsinki, Finland

13.2 ppg | 5.8 rpg | 30.2 mpg | 1.6 apg

- Career-high 28 points vs. Arizona State
- Career-high 13 rebs vs. Nicholls
- Two double-doubles this season (vs. Nicholls, vs. San Diego State)



23 NELLY JUNIOR JOSEPH
C | 6-10 / 240 | Sr. | Benin City, Nigeria

13.1 ppg | 10.1 rpg | 1.6 bpg | 29.3 mpg | 54% FG

- MW Player of the Week (Nov. 11, Jan. 6)
- Buzzer-beater to win vs. Nevada
- 52 career doubles (4th most among active Division I players)

KEY RESERVES

No.	Pos.	Name	Yr.	Ht. / Wt.	PPG	RPG	Of Note
0	G	CJ Noland	Sr.	6-4 / 210	8.3	3.1	Matched career high w/23pts at Fresno St
1	G	Braden Appelans	R-So.	6-7 / 195	4.4	0.9	MW high six points vs. Fresno State
24	F	Jovan Milicevic	Fr.	6-10 / 240	3.7	1.4	MW Freshman of the Week (Dec. 16)
4	G	Kayde Dotson	Fr.	6-2 / 190	3.4	0.5	18 pts (6-7 FG) vs. TAMU-CC
6	F	Atiki Ally Atiki	Sr.	6-10 / 225	2.7	2.9	Career-high 5 blocks vs. TAMU-CC
7	F	Ibrahima Sacko	So.	6-6 / 230	1.6	1.2	Three starts in 23-24 at Georgia Tech
11	G	Quinton Webb	R-So.	6-6 / 205	0.5	0.5	50 FG% in 2023-24 as redshirt freshman

RICHARD PITINO



4th Season at New Mexico

COACHING RECORD

Year	School	Overall	Conf.
2013	FIU	18-14	11-9
2014	Minnesota	25-13	8-10
2015	Minnesota	18-15	6-12
2016	Minnesota	8-23	2-16
2017	Minnesota	24-10	11-7
2018	Minnesota	15-17	4-14
2019	Minnesota	22-14	9-11
2020	Minnesota	15-16	8-12
2021	Minnesota	14-15	6-14
2022	New Mexico	13-19	5-12
2023	New Mexico	22-12	8-10
2024	New Mexico	26-10	10-8
2025	New Mexico	16-4	8-1
TOTALS		236-182	96-136

NOTABLE

- 2024 Naismith Coach of the Year Watch List
- Led the Lobos to the 2024 Mountain West Championship and their 1st NCAA appearance in a decade
- Took UNM to the NIT in his second season, the Lobos' first postseason appearance in nine years
- Led Minnesota to the 2014 NIT Championship and two NCAA Tournament appearances
- 2017 Big Ten Coach of the Year
- 2017 NABC District 7 Coach of the Year
- 18 wins over ranked teams in eight seasons at Minnesota
- Led FIU to 10-win improvement and first winning seasons in 12 years in 2012-13 in first season as a head coach
- Five NCAA appearances in seven years as an assistant coach
- While on his father's staff at Louisville, the Cardinals reached the 2012 Final Four, the Elite Eight in 2008 and 2009 and won two Big East Championships
- While on Billy Donovan's staff at Florida, the Gators reached the Elite Eight in 2011 and won

PITINO vs. 2024-25 OPPONENTS

Air Force	5-2	(5-2 UNM)
Arizona State	0-1	(0-1 UNM)
Boise State	3-4	(3-4 UNM)
Colorado St	4-4	(4-4 UNM)
Fresno St	4-3	(4-3 UNM)
Grambling State	2-0	(2-0 UNM)
Nevada	3-4	(3-4 UNM)
New Mexico State	3-2	(3-2 UNM)
Nicholls	1-0	(1-0 UNM)
St. John's	1-2	(1-1 Minnesota/0-1 UNM)
San Diego St	4-3	(4-3 UNM)
San Jose St	5-2	(5-2 UNM)
A&M-Corpus Christi	2-0	(1-0 Minnesota/1-0 UNM)
Texas Southern	3-0	(1-0 FIU/2-0 UNM)
UCLA	1-0	(1-0 UNM)
UNLV	1-4	(1-4 UNM)
USC	1-0	(1-0 UNM)
Utah State	1-5	(1-5 UNM)
VCU	1-0	(1-0 UNM)
Western NM	3-0	(3-0 UNM)
Wyoming	6-2	(6-2 UNM)

FAST START TO CONFERENCE PLAY

- New Mexico has matched its best nine-game start to a Mountain West season at 8-1 (also accomplished in 2013-14)
- With a win today, its would be UNM's second ever 9-1 MW start (2013-14) and be just the fifth time the Lobos ever started a conference season 9-1 or better
- With a win, UNM would become the 17th Mountain West team to go 9-1 or better over the first 10 games of a conference season and first since 2021-22 (Boise State/Wyoming)
- Prior to the loss at San Jose State, the Lobos opened a Mountain West schedule 6-0 for the first time in history and it was their longest win streak to open a conference schedule in 47 years (started 10-0 in the WAC in 1977-78)

UNM's BEST 10-GAME CONF. STARTS

10-0	1977-78 (WAC)
10-0	1944-45 (Border)
9-1	2013-14 (MW)
9-1	1997-98 (WAC)
8-1	2024-25 (MW)

I WANNA GO FAST!

- New Mexico currently ranks No. 8 nationally in KenPom Tempo with an adjusted average of 73.0 possessions per game
- The Lobos' game at Fresno State on New Year's Eve featured 87 possessions, the most in a regulation game of the Richard Pitino era and the most in any Mountain West game since 2018
- UNM has ranked in the top 25 nationally in KenPom tempo in all four seasons under Richard Pitino, finishing ninth in tempo last season

GOING ON A RUN!

- New Mexico has gone on nine runs of 10-0 or better in Mountain West play, nearly twice as many as any other team this season
- The Lobos have had a 10-0 run in seven of nine conference games this season, including in each of the last five, tied for the longest streak of games with a 10-0 run under Richard Pitino (also had a five-game streak last season)
- Last season, UNM had a total of nine 10-0 runs over the 18 league games
- Including the non-conference, the Lobos have a total of 18 10-0 runs this season (nine in non-conference)

MOST 10-0 RUNS (or better) in MW GAMES THIS YEAR

9	New Mexico
5	Boise St.
4	Fresno St, Nevada, San Diego St.
3	San Jose St., Wyoming
2	Air Force, Colorado St., UNLV
1	Utah St

STOCK REPORT

- New Mexico ranks 15th nationally in blocks at 5.4 per game and 25th nationally in steals at 9.4 per game
- The Lobos are one of two teams in the nation to rank in the top 25 in both categories (St. John's)
- Last season, UNM led the Mountain West in both blocks and steals

ROAD WARRIORS

- New Mexico is searching for its fourth conference road win of the season today, which would match its total from last season when UNM went 4-5 in Mountain West road games
- UNM is looking to go 4-1 in its first five conference road games for the first time since 2013-14, when the Lobos won their first five Mountain West road games
- The four conference road wins last season were the Lobos' most since going 4-5 in 2017-18
- Overall, UNM is 5-3 away from home this season, with neutral victories over UCLA and USC in addition to the three conference wins

BIG WINS

- New Mexico is looking for its eighth Quad 1/2 victory of the season today as it visits UNLV for a Quad 2 game
- UNM has a 7-2 record against Quad 1/Quad 2 opponents in the NET, tied 13th most Quad 1/2 wins in the nation (through games of 1/23)
- The Lobos have three wins over top-100 NET teams in the non-conference (vs. UCLA, vs. USC, home vs. VCU)
- Last season, the Lobos had eight total Quad 1/2 wins, all against Mountain West opponents (five in regular season, three in Mountain West Tournament)

MOST QUAD 1/2 WINS

11	Alabama, Auburn
10	Memphis
9	Marquette, Oregon
	Purdue, Texas A&M
8	Florida, Louisville, Miss State, Utah St, Wisconsin
7	New Mexico, UConn, Creighton, Houston, Illinois, Iowa State, Kansas, Michigan, Michigan St, Ole Miss, Tennessee

MEDIA SCHEDULE

JAN. 25 Saturday	JAN. 26 Sunday	JAN. 27 Monday	JAN. 28 Tuesday	JAN. 29 Wednesday	JAN. 30 Thursday	JAN. 31 Friday
GAMEDAY at UNLV noon PT					LOBO TALK 6-7 pm (Sandia)	INTERVIEWS TBA (Press Room)

RANKINGS

ASSOCIATED PRESS (1/20)

1	Auburn (62)	17-1	1550
2	Duke	16-2	1485
3	Iowa State	15-2	1397
4	Alabama	15-3	1338
5	Florida	16-2	1262
6	Tennessee	16-2	1170
7	Houston	14-3	1151
8	Michigan State	16-2	1109
9	Kentucky	14-4	1057
10	Marquette	15-3	950
11	Purdue	15-4	906
12	Kansas	13-4	902
13	Texas A&M	14-4	794
14	Mississippi State	15-3	731
15	Oregon	15-3	638
16	Ole Miss	15-3	564
17	Illinois	13-5	526
18	Wisconsin	15-3	437
19	UConn	13-5	365
20	St. John's	16-3	320
21	Michigan	14-4	305
22	Missouri	15-3	275
23	West Virginia	13-4	240
24	Memphis	14-4	232
25	Louisville	14-5	125

Others receiving votes: Texas Tech 104, **Utah State 38**, Vanderbilt 35, Gonzaga 34, Clemson 30, Georgia 30, Arizona 21, Saint Mary's 12, Cincinnati 4, Baylor 4, UC Irvine 3, Creighton 2, Wake Forest 2, Maryland 1, Bradley 1

COACHES (1/20)

1	Auburn (30)	17-1	774
2	Duke	16-2	739
3	Alabama	15-3	672
4	Iowa State (1)	15-2	668
5	Houston	14-3	623
6	Florida	16-2	615
7	Tennessee	16-2	584
8	Michigan State	16-2	558
9	Kentucky	14-4	478
10	Marquette	15-3	473
11	Kansas	13-4	467
12	Purdue	15-4	452
13	Texas A&M	14-4	383
14	Mississippi State	15-3	341
15	Oregon	15-3	309
16	Ole Miss	15-3	272
17	Illinois	13-5	266
18	UConn	13-5	230
19	Wisconsin	15-3	194
20	Michigan	14-4	180
21	St. John's	16-3	167
22	Memphis	14-4	130
23	West Virginia	13-4	107
24	Missouri	15-3	77
25	Texas Tech	13-4	53

Others receiving votes: Gonzaga 43, Louisville 43, Georgia 39, Clemson 28, **Utah State 26**, Saint Mary's 25, Vanderbilt 16, Oklahoma 16, Maryland 8, Creighton 7, Arizona 6, UC Irvine 2, Baylor 2, **UCLA 2**

2024-25 Opponents in Bold

DENT ON TOP OF THE MOUNTAIN

- Donovan Dent leads the Mountain West in scoring (18.9 ppg) and assists (6.9 apg) as he looks to become just the second player in conference history to lead the MW in both (Wyoming's Brandon Ewing in 2008-09)
- He is one of two players in the nation averaging at least 18.0 points and 6.5 assists per game (Kam Jones - Marquette)
- Dent is the only player in the nation to record at least 10 points and four assists in every game this season

DENT DISHING IT OUT

- Dent has led the Lobos in assists in every game this season, the second longest streak of being the team's assist leader to start a season
- Dent has seven games with at least eight assists this season, tying the record for the most eight-assist games by a Lobo in the Mountain West era
- Dent has three games this season with at least 20 points and seven assists with no turnovers (only other player with more than one this season is Mark Sears of Alabama with two)
- Against Fresno State, Dent recorded his 400th career assist and enters today's game with 406 career assists (9th in UNM history)

MAKING A DENT IN THE RECORD BOOK

- Donovan Dent made history on Nov. 12 in the win over Texas A&M-Corpus Christi, becoming the first Lobo to ever have a 25 point/10 assist game with no turnovers (fifth overall 25p/10a game in program history)
- It is one of just 18 games of 25 points/10 assists/no turnovers against D-I opposition in the past 20 years
- Dent now has a school-record three career games with at least 10 assists and no turnovers
- Dent's three 10 assist/0 turnover games over the past two seasons are tied for most in the nation with Gonzaga's Ryan Nembhard

DENT PUTTING UP 40

- Donovan Dent scored a career-high 40 points on Dec. 18 in the 78-71 win over VCU
- It was the first 40-point game by a Lobo since Jaelen House scored 42 at Air Force in 2021-22
- Dent became the first Lobo to have a 40-point game against a top-50 KenPom opponent since Kendall Williams scored 46 at Colorado State in 2013
- It was the first 40-point game allowed by VCU in over 15 seasons
- Dent became the first Lobo to score at least half the team's points in a game since Elijah Brown scored 41 of UNM's 82 points vs. Fresno State in 2016

DENT'S THANKSGIVING BUCKETS AND DISHES

- In the Acrisure Classic semifinal vs. Arizona State on Thanksgiving, Donovan Dent had 30 points, seven assists and no turnovers
- It is one of only two 30pt/7asst/0to game in Division I this season (Arizona's Caleb Love vs. TCU), and just one of six nationally over the past three years (since 2022-23)
- Ironically, two of the other five have UNM ties (former Lobo Taryn Todd for Arkansas State at Bowling Green last season; Fresno State's Jemarl Baker, Jr. two years ago vs. Chicago State, before he transferred to UNM for his final season)

BEST IN THE (MOUNTAIN) WEST

- Nelly Junior Joseph and Donovan Dent are two of the three players to earn Mountain West Player of the Week multiple times this season (Utah State's Mason Falslev)
- The Lobos' four total awards are their most in a season since 2013-14 (Cam Bairstow-3, Alex Kirk-1)
- They are the first Lobos to earn multiple awards in a season since JaQuan Lyle won it twice in 2019-20
- The last time two Lobos each won the award twice in a season was 2009-10 (Darlington Hobson and Roman Martinez)

LED UNM IN ASSISTS EVERY GAME TO START SEASON

26	Petie Gibson (1970-71 - whole season)
20	Donovan Dent (2024-25)
12*	Darrell McGee (1988-89)
11	Donovan Dent (2023-24)

* did not tie for team lead in assists in any game

UNM MOST 8-ASSIST GAMES IN MW ERA (since 99-00)

7	Donovan Dent (2024-25)
7	Kendall Williams (2013-14)
7	Dairese Gary (2010-11)
6	Donovan Dent (2023-24)
6	Antino Jackson (2017-18)

UNM CAREER GAMES WITH 10 ASSISTS/0 TURNOVERS

3	Donovan Dent (2023-pres.)
2	Marlon Parmer (2000-02)
2	Darrell McGee (1987-90)
1	Six tied

QUICK FACTS

THE UNIVERSITY OF NEW MEXICO

Location	Albuquerque, N.M.
Founded	1889 by Territorial Legislature
Enrollment	22,852
Nickname	Lobos
Colors	Cherry (PMS 200) & Silver (PMS 428)
Conference	Mountain West

National Affiliation	NCAA Division I
President	Dr. Garnett S. Stokes
Director of Athletics	Fernando Lovo
Facility	The Pit
Capacity	15,411
Age	Built in 1966 (Renovated in 2009-10)

DOUBLE TIME

DOUBLE-DOUBLES

	2024-25	CAREER	STREAK
Nelly Junior Joseph	9	52%	1
Donovan Dent	3	6	-
Mustapha Amzil	2	4%	-
Tru Washington	1	2	-
Filip Borovicinan	1	1	-

DOUBLE FIGURE POINTS

	2024-25	CAREER	STREAK
Donovan Dent	20	52	20
Mustapha Amzil	16	66%	2
Nelly Junior Joseph	14	99%	3
Tru Washington	11	20	2
CJ Noland	6	29%	-
Filip Borovicinan	4	5%	-
Braden Appelans	2	4	-
Kayde Dotson	2	2	-
Jovan Milicevic	2	2	1
Atiki Ally Atiki	-	7%	-
Ibrahima Sacko	-	1%	-

DOUBLE FIGURE REBOUNDS

	2024-25	CAREER	STREAK
Nelly Junior Joseph	11	61%	1
Mustapha Amzil	2	5%	-
Filip Borovicinan	2	2	-
Atiki Ally Atiki	1	3%	-
Tru Washington	1	2	-

BIG TIME GAMES

20-POINT GAMES

	2024-25	CAREER	STREAK
Donovan Dent	8	16	1
Nelly Junior Joseph	3	12%	-
Mustapha Amzil	2	4%	-
CJ Noland	1	3%	-
Tru Washington	1	2	-
Jovan Milicevic	1	1	-

30-POINT GAMES (40 pt)

	2024-25	CAREER	STREAK
Donovan Dent	2 (1)	3 (1)	-

10-ASSIST GAMES

	2024-25	CAREER	STREAK
Donovan Dent	3	6	-

% Career totals include games at previous schools (NCAA Division I)

COUNT IT, AND ONE!

AND ONES...

	2024-25	CAREER ^A
Donovan Dent	11	23
Nelly Junior Joseph	8	11
Tru Washington	1	8
Braden Appelans	1	1
Jovan Milicevic	1	1
Atiki Ally Atiki	1	1
Mustapha Amzil	-	1

* made FG while fouled, followed by a made FT | ^A UNM career only | (#) - 4pt plays

OH NELLY

- Nelly Junior Joseph is the only Mountain West player and one of 15 players nationally averaging a double-double this season
- He is the only player in the nation this year to have at least 250 points, 200 rebounds, 30 blocks and 20 steals
- Joseph became just the third player in Mountain West history, and the first in 20 years, to have 125 points/100 rebounds/15 blocks/15 steals over the first 10 games of a season, joining UNM's Danny Granger and Utah's Andrew Bogut (both in 2004-05)
- Joseph has 52 career double-doubles, the fourth most among active Division I players

NELLY GETTING DEFENSIVE

- Nelly Junior Joseph is one of 12 players this season nationally to have at least 30 blocks and 20 steals this season
- He is on pace to become the first Lobo since Danny Granger in 2004-05 to have at least 40 blocks and 40 steals in a season
- Joseph enters the game with 80 blocks in his two seasons as a Lobo, 15th most in program history

FINNISH STRONG THIS SEASON

- Mustapha Amzil is having a strong 2024-25 season after a 2023-24 season in which was named Mountain West 6th Man of the Year
- Amzil has nearly doubled his scoring average and rebounding average from last year, while already eclipsing his totals of three-pointers and double figure games
- He set a career high with 28 points vs. Arizona State in the Acrisure Classic
- Amzil recorded his 1,000th career point in the Nov. 24 win over Texas Southern

BOROVICANIN CLIMBING THE MOUNTAIN

- Filip Borovicinan has grown into his role since Mountain West play began, already scoring more points (73) in the first nine conference games than he did over 11 non-conference games (45)
- Borovicinan has doubled his scoring and rebounding average and has already matched his total of double-figure games since MW play began
- He set career highs of 16 points and 11 rebounds at Wyoming on Jan. 3 for his first career double-double

ITS TRU! WASHINGTON IS A THIEF

- Tru Washington leads the Lobos with 35 steals
- At San Jose State on Jan. 14, he had his fifth career five-steal game, the second-most by a Lobo in the Mountain West era
- Washington tied UNM's freshman steals record last season with 49
- He enters the game with 84 career steals, just 11 shy of the UNM record for most steals through their freshman and sophomore seasons (Kendall Williams, 95 in 2010-11 and 2011-12)

TRU DOUBLE FIGURES LEADS TO WINS

- Tru Washington has 11 double figure scoring games this season and the Lobos are 11-0 in those games (4-4 when Washington scores in single digits/1-0 when Washington did not play due to injury)
- Last season, UNM was 8-1 when Washington scored in double figures (only loss at Boise State), making the Lobos 19-1 over the past two seasons when he scores at least 10 points

MILICEVIC EARNS FRESHMAN HONOR

- Jovan Milicevic earned his first Mountain West Player of the Week honor on Dec. 16 after a strong performance against Western New Mexico
- In the 122-70 win, Milicevic scored a career-high 21 points on 8-11 shooting (3-4 3FG), becoming the first Lobo in over a year to have a 20-point game off the bench
- The 21-point performance more than doubled his season total of 14 points combined over the first 10 games of the season
- Milicevic also tied a career high with six rebounds, while setting career highs of four assists and three steals

MW PLAYERS 1st 10 GAMES 125pt/100reb/15blk/15stl

Danny Granger (2004-05 UNM)
Andrew Bogut (2004-05 Utah)
Nelly Junior Joseph (2024-25 UNM)

NCAA DIVISION I ACTIVE DOUBLE-DOUBLE LEADERS

76 Norchad Omier (Baylor)
70 Johni Broome (Auburn)
57 Hunter Dickinson (Kansas)
52 Nelly Junior Joseph (New Mexico)

AMZIL BREAKDOWN

	2024-25	2023-24
Points/G	13.2	6.7
Reb/G	5.8	3.5
3FG	29	28
Blocks	18	9
Dbl Fig Gms	16	14

BOROVICANIN BREAKDOWN

	MW play	non-conf
Points/G	8.1	4.1
Reb/G	7.0	2.7
3FG%	.417	.294
FG%	.510	.422
Dbl Fig Gms	2	2

UNM MOST 5-STEAL GAMES (MW ERA - since 1999-00)

10 Jaelen House (2022-24)
5 Tru Washington (2024-pres.)
4 Danny Granger (2004-05)
2 Donovan Dent (2023-pres.)
2 Darrington Hobson (2010)
2 Dairese Gary (2008-11)
2 Roman Martinez (2007-10)



2024-25 LOBO BASKETBALL

MW & NCAA LEADERS

TEAM - MOUNTAIN WEST LEADERS

	Value	NCAA Rank	MW Rank
Fast Break Pts/Game	18.3	3rd	1st
FT Attempts/Game	23.3	35th	1st
Off. Rebs/Game	12.6	58th	1st
Def. Rebs/Game	27.7	32nd	1st
Rebounds/Game	40.3	21st	1st
Scoring Offense	83.9	19th	1st
Steals/Game	9.4	25th	1st
Turnover Margin	+4.2	22nd	1st
TOs Forced/Game	15.9	15th	1st

TEAM - OTHER TOP 50 NCAA

	Value	NCAA Rank	MW Rank
Assists/Game	16.9	34th	3rd
Blocks/Game	5.4	15th	2nd
Scoring Margin	+11.5	43rd	2nd

INDIVIDUAL - MOUNTAIN WEST LEADERS

	Value	NCAA Rank	MW Rank
Donovan Dent			
Assists	137	8th	1st
Assists/Game	6.9	7th	1st
FGs	135	26th	1st
FG Attempts	271	55th	1st
FT Attempts	126	29th	1st
Points	378	23rd	1st
Points/Game	18.9	37th	1st
Nelly Junior Joseph			
Double-Doubles	9	9th	1st
Rebounds	201	8th	1st
Rebounds/Game	10.1	15th	1st
Off. Rebs/Game	3.1	53rd	1st

INDIVIDUAL - OTHER TOP 50 NCAA

	Value	NCAA Rank	MW Rank
Nelly Junior Joseph			
Def. Rebs/Game	6.9	17th	2nd
Donovan Dent			
FTs	97	25th	2nd

DEFENSIVE DOUBLE-DOUBLE

- New Mexico had 10 blocks and 10 steals in the victory over Nicholls to open the season
- It was the Lobos' second 10-and-10 game since the start of the 2023-24 season (10 blks and 12 stls vs. Utah State last season)
- The Lobos had gone 12 seasons without a 10-and-10 game prior to last season's Utah State game
- UNM has nearly had three more 10-and-10 games this season, with three games of double-digit steals and nine blocks

RALLYING FOR WINS

- The Lobos have rallied from halftime deficits to win two conference games (vs. Nevada, at Wyoming)
- It is the first time since 2013-14 that UNM has won after trailing at the half in consecutive games
- New Mexico did not rally from a halftime deficit last season and had gone almost 1.5 seasons (since a win over Wyoming in the first round of the 2023 Mountain West Tournament) since rallying from a halftime deficit
- The 14-point deficit at Wyoming on Jan. 7 tied for the fourth-largest halftime deficit in a win in program history and the largest since rallying from down 14 at the half against Davidson in 2012-13

PITINO vs. RANKED OPPONENTS

- The Lobos are 6-6 against ranked opponents under Richard Pitino (win vs. No. 22 Wyoming in 2022, win at No. 23 San Diego State in 2023, wins vs. No. 19 San Diego State, No. 16 Utah State and No. 22 Colorado State in 2024, win vs. No. 22 UCLA in 2025)
- Going back to his tenure at Minnesota, Pitino has led his squad to at least one ranked in each of the past 10 seasons (since 2015-16)
- Pitino is one of 11 active coaches in the nation to enter the season with at least one AP ranked win every season since 2015-16

AT LEAST ONE AP RANKED WIN EVERY YEAR SINCE 2015-16

Dana Altman	Greg McDermott
Rick Barnes	Matt Painter
Scott Drew	Richard Pitino
Mark Few	Bill Self
Tom Izzo	

Continues Streak with Ranked Win Leonard Hamilton Chris Holtmann

NON-CONFERENCE SUCCESS

- New Mexico has posted a 33-4 record in regular season non-conference games over the past three seasons (13-0 in '23, 12-1 last year, 8-3 this year)
- The Lobos' .892 win percentage in those games is the tied for the 5th best record nationally
- UNM's 33 non-conference wins are their most over a three-year span since 36 non-conference wins from 2012-14

BEST REGULAR SEASON NON-CONF. RECORD LAST 3 YRS

.909	Purdue (30-3)
.897	Oklahoma (35-4)
.897	Mississippi St (35-4)
.894	Utah State (34-4)
.892	New Mexico (33-4)
.892	Kansas (33-4)
.892	Houston (33-4)

NOTABLE WIN AT THE BUZZER OVER NEVADA

- New Mexico earned an 82-81 overtime victory over Nevada on Jan. 3 as Nelly Junior Joseph scored the game-winner on a 15-foot jumper as time expired
- It was the first time in 26 years that the Lobos won a game on a buzzer beater as time expired (Jan. 16, 1999 - Damion Walker's layup gave No. 16 New Mexico a 79-78 win over No. 7 Arizona)
- It was the first time since 2022-23 that the Lobos won a game after trailing at halftime (lost 10 straight when trailing at half since rallying against Wyoming in the 2023 Mountain West Tournament)

DOUBLE-DOUBLE x3 ON OPENING NIGHT

- New Mexico had three players record double-doubles on opening night against Nicholls, tying the school record for most double-doubles in a game
- Nelly Junior Joseph tied a career high with 28 points and matched his UNM high with 16 rebounds for his 44th career double-double
- Mustapha Amzil had his fourth career double-double with 13 points and a career-high 13 rebounds
- Donovan Dent had his fourth career double-double with 15 points and 11 assists
- UNM hadn't had three double-doubles in a game in 27 years, dating back to a victory over Texas Tech in 1997-98

THE CENTURY MARK

- New Mexico has three 100-point games this season, its most in a season since four in 2017-18
- It is only the second time in the past 30 years that the Lobos have three 100-point games in a season
- The 122 points vs. Western New Mexico on Dec. 14 were the most by the Lobos since the 2017-18 opener (147-76 win vs. Northern New Mexico) and the most by a Mountain West team in three years (126 by UNLV vs. Life Pacific in 2022-23)
- The 103 points in the Dec. 31 win at Fresno State were the Lobos' most in a road game and the most in a Mountain West game since 2018 (108-87 win at Colorado State)



2024-25 LOBO BASKETBALL

UNM CAREER RECORD BOOK

CAREER SCORING LEADERS

Rk.	Player	Years	Points
1.	Charles Smith	1994-97	1,993
2.	Kenny Thomas	1996-99	1,931
3.	Lamont Long	1997-00	1,840
4.	Clayton Shields	1995-98	1,837
5.	Kendall Williams	2011-14	1,813
6.	Ruben Douglas	2001-03	1,782
7.	Luc Longley	1988-91	1,769
8.	Hunter Greene	1984-88	1,745
9.	Rob Robbins	1988-91	1,739
10.	Jamal Mashburn, Jr.	2022-24	1,629
11.	Jaelen House	2022-24	1,561
12.	Willie Long	1969-71	1,542
13.	Mel Daniels	1965-67	1,537
14.	Phil Smith	1981-84	1,477
15.	Kelvin Scarborough	1984-87	1,469
16.	Dairese Gary	2008-11	1,458
17.	Willie Banks	1989-92	1,394
18.	Kenny Page	1980-81	1,387
19.	Makuach Maluach	2018-21	1,308
20.	Francis Grant	1960-62	1,282
21.	Elijah Brown	2016-17	1,276
22.	Tony Danridge	2005-09	1,260
23.	Marvin Johnson	1977-78	1,246
24.	Cameron Bairstow	2011-14	1,239
25.	Mark Walters	2003-06	1,200
26.	Roman Martinez	2007-10	1,159
27.	Charlie Thomas	1988-89	1,158
28.	Johnny Brown	1985-86	1,157
29.	Phillip McDonald	2009-12	1,146
30.	David Chiotti	2003-06	1,145
31.	Ike Williams	1991-93	1,086
32.	Chad Toppert	2006-09	1,067
33.	Donovan Dent	2023-pres.	1,063

CAREER ASSIST LEADERS

Rk.	Player	Years	Assists
1.	Darrell McGee	1987-90	684
2.	Phil Smith	1981-84	630
3.	Kendall Williams	2011-14	617
4.	Kelvin Scarborough	1984-87	574
5.	Dairese Gary	2008-11	564
6.	Petie Gibson	1969-71	560
7.	David Gibson	1995-98	460
8.	Willie Banks	1989-92	419
9.	Donovan Dent	2023-pres.	406
10.	Jaelen House	2022-pres.	395

CAREER DOUBLE-DOUBLE LEADERS

Rk.	Player	Years	DDs
1.	Mel Daniels	1965-67	44
2.	Willie Long	1969-71	43
3.	Kenny Thomas	1996-99	41
4.	Ira Harge	1963-64	37
5.	Luc Longley	1988-91	35
6.	Drew Gordon	2011-12	32
7.	Tom King	1960-61	25
8.	Alex Kirk	2011-14	24
	Bill Hagins	1974-75	24
	Darryl Minniefield	1972-73	24
11.	Greg Howard	1968-69	22
12.	Danny Granger	2004-05	20
	Ron Sanford	1967-69	20
	Claude Williams	1963-64	20
	Francis Grant	1960-62	20
16.	Nelly Jr. Joseph	2024-pres.	18

SERIES HISTORY

- UNLV leads the all-time series 43-26 (UNLV leads 25-11 in Las Vegas, 21-9 at Thomas & Mack)
- The Rebels have won the last three meetings, including sweeping both games last year when the Lobos were nationally ranked both times
- UNLV has won 10 of the last 11 meetings, dating back to the 2018-19 season
- New Mexico has lost six straight to the Rebels at Thomas & Mack, with the Lobos' last road win in the series coming in 2017-18 (85-81)

A TALE OF TWO SIN CITIES

- Recently, UNM has had a lot of success in Las Vegas, just when playing anyone other than UNLV
- The Lobos have won nine straight in Vegas (inc. Henderson) over the past two seasons in neutral site games, but have lost six straight to the Runnin' Rebels at Thomas & Mack
- Last year at the Thomas & Mack Center, New Mexico became the first team to ever win four games in four days to win the Mountain West Tournament
- UNM is 5-0 in Henderson over the past two seasons, including a win over No. 22 UCLA this season

LAST 10 GAMES IN VEGAS

	vs. UNLV	others
Record	3-7	9-1
Streak	L6	W9
vs. Top 100	1-4	4-0
KenPom		
since	2015	2023

STREAK SNAPPED WITH SAN JOSE STATE VICTORY

- The Dec. 4 win over San Jose State marked the first time in nearly two full years that the Lobos won a game in which they didn't have a double-digit lead at some point during the game (UNM's largest lead was the final margin of six)
- In each of the Lobos' previous 36 victories, they had a double-figure lead at some point during the game
- The Lobos held a double-digit lead in the first six victories this season, following a 2023-24 season where UNM held a double-digit lead in all 26 victories
- Prior to the win over the Spartans, New Mexico's last victory in a game when they never held a double-digit lead was an 81-79 overtime win over Boise State in 2022-23 (largest lead was five)
- The Lobos have since accomplished the feat twice more, having won without a double digit leads in the wins over Nevada and at Wyoming

SWEEP LA

- Since 2000, New Mexico was the 27th non-conference team to play both UCLA and USC in the same regular season, and became the seventh to earn wins over both in the same year
- The previous six teams since 1999-00 to beat both UCLA and USC in the non-conference schedule are Pepperdine (2001-02), Kansas (2010-11), Kansas (2011-12), San Diego State (2012-13), Monmouth (2015-16) and Gonzaga (2023-24)

UP NEXT

- The Lobos visit Utah State next Saturday (7:30 pm, FS1) in a matchup of the two teams currently with just one Mountain West loss this season
- It is the first of two meetings, with UNM hosting the Aggies on Feb. 16
- New Mexico is looking for its first win in Logan since 2015 (lost seven straight at Smith Spectrum)



2024-25 LOBO BASKETBALL

2024-25 ROSTER

NO.	PLAYER	PRONUNCIATION	POS.	YR.	HT.	HOMETOWN	SOCIAL	
0	CJ NOLAND		G	Grad.	6-4	Waxahachie, TX	X @CjNoland1	@ thecjnoland
1	BRADEN APPELHANS	apple-hahns	G	R-So.	6-7	Blue Springs, MO	X @AppelhansBraden	@ bradenappelhans1
2	DONOVAN DENT		G	Jr.	6-2	Riverside, CA	X @Donovandent1	@ donovandent2
3	TRU WASHINGTON		G	So.	6-4	Phoenix, AZ	X @washington_tru	@ truWASHINGTON
4	KAYDE DOTSON	cade	G	Fr.	6-2	Beaumont, TX	X @iamkaydedotson	@ kayde_._
6	ATIKI ALLY ATIKI	ah-TEE-kee ollie	F	Sr.	6-10	Mwanza, Tanzania	X @AtikiAtiki1	@ atikially3a
7	IBRAHIMA SACKO	E-bra-HE-ma SOCK-oh	F	So.	6-6	Conakry, Guinea		@ sacko0812
8	FILIP BOROVCANIN	bor-oh-VEECH-an-in	F	Jr.	6-9	Belgrade, Serbia	X @borovicinan_4	@ borovicinan_4
11	QUINTON WEBB		G	R-So.	6-6	San Bernardino, CA	X @_quintonwebb5	@ quintonwebb11
13	DANIEL THOMAS		F	Fr.	6-8	Dallas, TX	X @OnlyDaniel	@ danthomas_13
21	DERAJE AGBAOSI	derr-ah-ZHAY ag-BOW-see	F	R-Jr.	6-7	Union, NJ		@ _deraje
22	MUSTAPHA AMZIL	ahm-SEAL	F	Sr.	6-9	Helsinki, Finland	X @CantStaphMe	@ mustaphaamzil
23	NELLY JUNIOR JOSEPH		F	Sr.	6-10	Benin City, Nigeria	X @eazynelz	@ eazynelz
24	JOVAN MILICEVIC	YO-vahn mill-LEECH-ah-vich	F	Fr.	6-10	Toronto, ON	X @JovanMilicevic9	@ jovan.m23
32	SHANE DOUMA-SANCHEZ	DUE-ma	G	R-Fr.	6-1	Laguna Pueblo, NM	X @ds32_shaneshane	@ saucy_shaneshane
35	DYLAN CHAVEZ		G	Fr.	6-5	Albuquerque, NM	X @dylanchavez00	@ dylanchavez0

Head Coach

Associate Head Coach

Assistant Coach

Assistant Coach

Assistant Coach

Assistant Coach/Video Coordinator

Director of Basketball Operations

Strength & Conditioning Coach

Sports Medicine

Communications

Richard Pitino

Isaac Chew

Tarvish Felton

Aaron Katsuma

Dave Pilipovich

Danny Walters

Peyton Stephens

Matthew Flores

Grant Smith

Steve Kirkland

4th Season / Providence, 2005

4th Season / Avila, 1999

3rd Season / Southern Utah, 1999

2nd Season / Minnesota, 2014

4th Season / Thiel, 1986

3rd Season / Texas A&M, 2020

4th Season / Texas A&M, 2019

4th Season / Arizona State, 2012

1st Season / Missouri, 2020

4th Season / Penn State, 2001

THE LAST TIME

A NEW MEXICO PLAYER...

- **Scored 30 points:** Donovan Dent (40) vs. VCU (12/18/24)
- **Scored 35 points:** Donovan Dent (40) vs. VCU (12/18/24)
- **Scored 40 points:** Donovan Dent (40) vs. VCU (12/18/24)
- **Two players with 20 points:** Donovan Dent (20) and Nelly Junior Joseph (20), vs. Nevada (1/3/25)
- **Two players with 25 points:** Donovan Dent (30) and Mustapha Amzil (28), vs. Arizona State (11/28/24)
- **Three players with 20 points:** Corey Manigault (28), Zane Martin (23) & Vance Jackson (20) vs. Wyoming (2/8/20)
- **20-point game off the bench:** CJ Noland (23) at Fresno State (12/31/24)
- **20-points in one half:** Donovan Dent (25²) vs. VCU (12/18/24)
- **A player with back-to-back 30-point games:** Ruben Douglas (2/24/03-3/1/03)
- **One player scored in double figures:** at Air Force (2/24/21)
- **No players scored in double figures:** at Boise State (12/23/20)
- **Five players scored in double figures:** vs. Fresno State (1/20/25)
- **All five starters scored in double figures:** at San Jose State (1/24/24)
- **Six players scored in double figures:** vs. Utah State (1/16/24)
- **Had 15 rebounds:** Nelly Junior Joseph (15) vs. Fresno State (1/20/25)
- **Had 20 rebounds:** Carlton Bragg (20) at Wyoming (3/9/19)
- **Two players with 10 rebounds:** Nelly Junior Joseph (12) & Filip Borovicinanin (11) at Wyoming (1/7/25)
- **Double-Double:** Nelly Junior Joseph vs. Fresno State (1/20/25)
- **Two players had a double-double:** Nelly Junior Joseph & Filip Borovicinanin at Wyoming (1/7/25)
- **Three players had a double-double:** Nelly Junior Joseph, Mustapha Amzil and Donovan Dent vs. Nicholls (11/4/24)
- **Double-Double with points and assists:** Donovan Dent vs. USC (11/29/24)
- **Four Double-Doubles in a row:** Morris Udeze (1/7/23-1/17/23)
- **Triple-Double:** Luc Longley vs. Penn State (3/28/90) *NIT*
- **20 points and 20 rebounds:** Carlton Bragg (22/20) at Wyoming (3/9/19)
- **10 assists:** Donovan Dent (11) vs. USC (11/29/24)
- **5 Blocked Shots:** Atiki Ally Atiki (5) vs. A&M-Corpus Christi (11/12/24)
- **5 Steals:** Tru Washington (5) at San Jose State (1/14/25)
- **Led UNM in Points, Rebounds and Assists:** Makuach Malauch at Fresno State (1/30/21)
- **Hit a last second shot to win a game (1.0 or later):** Nelly Junior Joseph vs. Nevada (1/3/25), jumper as time expired in OT to win 82-81
- **Played the entire game:** Jaalen House at Air Force (2/5/22)
- **Played 40 or more minutes:** Four players at Nevada (2ot) (1/23/23)

NEW MEXICO TEAM...

- **Won in Overtime:** 82-81 vs. Nevada (1/3/25)
- **Lost in Overtime:** 83-89 vs. New Mexico State (12/7/24)
- **Played Two Overtimes:** L, 94-97 (2ot) at Nevada (1/23/23)
- **Played Three Overtimes:** W, 104-99 (3ot) vs. Fresno State (3/8/96) *WACT*
- **Shot 70 percent for a Half:** 73.3 (22-30)², vs. Houston Baptist (12/22/19)
- **Shot 60 percent in a Game:** 60.3 (47-78) vs. Western New Mexico (12/14/24)
- **Shot less than 30 percent in a Game:** 29.7 (19-64) vs. Clemson (3/22/24) *NCAA*
- **Shot 90 percent from the free throw line:** 100.0 (15-15) vs. Boise State (1/17/25)
- **Shot 50 percent from 3-point line:** 50.0 (14-28) vs. Western New Mexico (12/14/24)
- **Shot less than 30 percent in a half:** 18.5 (5-27)¹, at Wyoming (1/7/25)
- **Shot less than 20 percent in a half:** 18.5 (5-27)¹, at Wyoming (1/7/25)
- **Shot 55 percent or better and lost:** 59.6 (31-52) vs. New Mexico State (11/17/18)
- **Attempted 50 FTs:** 52 at UTEP (1/2/08)
- **Made 30 FTs:** 31 vs. Nevada (1/3/25)
- **Made 10 3-pt FGs:** 13, vs. Fresno State (1/20/25)
- **Failed to make a 3-pt FG:** vs. Washington State (12/25/15)
- **Had 50 rebounds:** 54, vs. Fresno State (1/20/25)
- **Had 25 assists:** 31, vs. Western New Mexico (12/14/24)
- **Had 15 steals:** 17, vs. Western New Mexico (12/14/24)
- **Had 10 blocks:** 10, vs. Nicholls (11/4/24)
- **Scored 50 pts in a half:** 50³, vs. Fresno State (1/20/25)
- **Scored 60 pts in a half:** 62², vs. Western New Mexico (12/14/24)
- **Scored 100 pts (MW):** 103, at Fresno State (12/31/24)
- **Scored 100 pts (non-conf):** 122, vs. Western New Mexico (12/14/24)
- **Scored under 20 pts in 1st half:** 18, at Wyoming (1/7/25)
- **Scored under 20 pts in 2nd half:** 18, at UNLV (1/18/21)
- **Scored under 50 pts in a game:** 47, at San Diego State (1/31/22)
- **Never trailed:** vs. Fresno State (1/20/25)

AN OPPOSING PLAYER...

- **Scored 30 points:** Max Rice (35), Boise State (1/31/24)
- **Scored 35 points:** Max Rice (35), Boise State (1/31/24)
- **Scored 40 points:** Jordan Caroline (45), Nevada (1/7/17)
- **Two players with 20 points:** Christian Cook (27) & Robert Carpenter (20), New Mexico State (12/7/24)
- **Two players with 25 points:** Graham Ike (29) & Hunter Maldonado (25), at Wyoming (1/22/22)
- **Three players with 20 points:** Will Baker (28), Jarod Lucas (22) & Kenan Blackshear (20), at Nevada (1/13/23)
- **20-point game off the bench:** Robert Carpenter (20), New Mexico State (12/7/24)
- **One player scored in double figures:** Grambling State (11/21/24)
- **No players scored in double figures:** Nevada (1/28/24)
- **Five players scored in double figures:** at San Jose State (1/14/25)
- **All five starters scored in double figures:** at St. John's (11/17/24)
- **Six players scored in double figures:** Utah State (1/8/22)
- **Had 15 rebounds:** Tyler Bilodeau (15), vs. UCLA (11/8/24)
- **Had 20 rebounds:** Ryan Watkins (22), Boise State (1/21/14)
- **Two players with 10 rebounds:** RJ Luis, Jr. (11) & Zuby Ejiofor (10), at St. John's (11/17/24)
- **Double-Double:** Elijah Price, Fresno State (1/20/25)
- **Two players had a double-double:** RJ Luis, Jr. & Zuby Ejiofor, at St. John's (11/17/24)
- **Double-Double with points and assists:** Isaiah Stevens, at Colorado State (3/3/23)
- **Triple-Double:** Omari Moore, at San Jose State (2/20/22)
- **10 assists:** Alvaro Cardenas (10), at San Jose State (1/24/24)
- **5 Blocked Shots:** Nick Davidson (5), Nevada (1/3/25)
- **5 Steals:** Elijah Price (6), at Fresno State (12/31/24)
- **Hit a last second shot to win a game (1.0 or later):** Lamont Butler, San Diego State (2/25/23), three-pointer as time expired to win 73-71

OPPONENT TEAM...

- **Shot 70 percent for a Half:** 73.1 (19-26)², at Air Force (2/10/23)
- **Shot 60 percent in a Game:** 66.0 (35-53) at Air Force (2/10/23)
- **Shot less than 30 percent in a Game:** 29.4 (20-68), Boise State (3/14/24) *MWT*
- **Shot 90 percent from the free throw line:** 100.0 (5-5), at San Jose State (1/24/24)
- **Shot 50 percent from 3-point line:** 50.0 (9-18), Texas Southern (11/24/24)
- **Shot less than 30 percent in a half:** 21.4 (6-28)², at Wyoming (1/7/25)
- **Shot less than 20 percent in a half:** 18.5 (5-27)¹, at Fresno State (1/28/21)
- **Shot 55 percent or better and lost:** 57.8 (37-64) at Wyoming (2/20/18)
- **Attempted 50 FTs:** 50, New Mexico State (12/11/82)
- **Made 30 FTs:** 35, Utah State (3/14/19)
- **Made 10 3-pt FGs:** 10, at San Jose State (1/14/25)
- **Failed to make a 3-pt FG:** New Mexico State (12/16/15)
- **Had 50 rebounds:** 52, Boise State (1/15/22)
- **Had 25 assists:** 27, at Colorado State (3/3/21)
- **Had 15 steals:** 15, UAB (11/25/21)
- **Had 10 blocks:** 10, Utah State (1/6/21)
- **Scored 50 pts in a half:** 53², at Fresno State (12/31/24)
- **Scored 60 pts in a half:** 61², at Wyoming (2/20/18)
- **Scored 100 pts (MW):** 105, at Colorado State (1/15/20)
- **Scored 100 pts (non-conf):** 100, at New Mexico State (12/4/18)
- **Scored under 20 pts in 1st half:** 19, at Fresno State (1/28/21)
- **Scored under 20 pts in 2nd half:** 19, New Mexico State (12/3/14)
- **Scored under 50 pts in a game:** 48, San Diego State (1/11/25)
- **Never trailed:** at Saint Mary's (11/9/23)

COMEBACKS...

	New Mexico Comeback	Opponent Comeback
Trailing at Half	at Wyoming (1/7/25) 18-32 / 61-53	at San Jose St (1/14/25) 31-35 / 71-70
Trailing w/8:00 left	at Wyoming (1/7/25) 43-45 / 61-53	vs. Arizona St (11/28/24) 60-62 / 85-82
Trailing w/4:00 left	at Wyoming (1/7/25) 47-48 / 61-53	Air Force (2/24/24) 67-70 / 78-77
Trailing w/2:00 left	at Wyoming (12/31/22) 72-74 / 76-75	Air Force (2/24/24) 70-72 / 78-77
Trailing w/1:00 left	at NMSU (12/15/23) 68-72 / 73-72	at San Jose St (1/14/25) 66-68 / 71-70
Trailing any pt in final 30 sec of 2nd half or 30 sec of OT	Nevada (1/3/25) 80-81 (01 ot) / 82-81	at SJSU (1/14/25) 69-70 (03) / 71-70



2024-25 LOBO BASKETBALL

NEW MEXICO UTEP

74
70

GAME #0 (exhibition)
Oct. 28, 2024
The Pit (10,359)
Albuquerque, NM

UTEP	FG	3FG	FT	O-D-T	PF	TP	A	TO	BS	S	MP
Frazier*	8-14	4-6	1-1	1-0-1	3	21	1	0	1	2	22
34 Kalu*	3-6	0-0	1-2	2-2-4	3	7	0	0	0	0	17
4 Camper*	1-5	0-1	0-0	0-2-2	3	2	1	1	0	2	30
5 Terrell*	2-6	0-0	1-1	2-0-2	5	5	4	1	0	3	22
13 Barnes*	2-8	1-4	2-2	0-3-3	4	7	4	2	0	3	27
1 Thomas	1-4	1-2	1-2	0-2-2	1	4	1	0	0	0	16
3 Hebb	1-1	0-0	0-0	0-0-0	0	2	0	2	0	0	5
11 Horton	0-3	0-3	2-2	0-3-3	5	2	0	1	0	0	20
12 Bynum	2-10	1-6	1-1	0-4-4	1	6	1	2	0	2	19
32 Hamilton	5-7	0-0	0-0	3-2-5	2	10	0	0	0	0	11
33 Jones	1-6	0-2	2-2	0-1-1	0	4	0	1	2	0	11
TEAM				1-2-3							
Totals	26-70	7-24	11-13	9-21-30	27	70	12	11	3	12	200
UNM	FG	3FG	FT	O-D-T	PF	TP	A	TO	BS	S	MP
8 Borovicainin*	0-2	0-1	1-1	1-3-5	0	1	2	1	0	1	20
22 Amzli*	1-8	0-5	4-4	2-9-11	0	6	1	1	0	0	20
23 Joseph*	3-7	0-0	1-5	4-12-16	3	7	1	4	5	0	30
2 Dent*	5-6	1-1	8-10	0-0-0	2	19	5	5	0	0	32
3 Washington*	5-12	3-5	4-5	2-4-6	1	17	2	2	0	4	28
0 Noland	0-4	0-3	2-2	0-1-1	1	2	0	4	0	1	16
1 Appelhans	0-3	0-3	4-4	0-3-3	0	4	0	1	0	1	8
4 Dotson	0-1	0-1	1-2	0-1-1	1	1	0	3	1	0	8
6 Atiki	1-2	0-0	2-2	3-1-4	3	4	1	2	0	1	10
7 Sacko	2-4	0-1	0-0	2-0-2	0	4	1	0	2	0	12
11 Webb	1-2	0-1	0-1	0-1-1	1	2	0	1	1	1	8
24 Milicevic	3-4	1-2	0-0	1-2-3	1	7	1	1	1	0	8
TEAM				3-0-3							
Totals	21-55	5-23	27-36	19-37-56	13	74	14	25	11	9	200
	1st	2nd	Total			FG%	3FG%	FT%			
UTEP	30	40	70			37.1	29.2	84.6			
New Mexico	36	38	74			38.2	21.7	75.0			

Points in the Paint-UTEP 38, UNM 28; Points off Turnovers-UTEP 17, UNM 14
2nd Chance Points-UTEP 10, UNM 19; Fast Break Points-UTEP 10, UNM 16
Bench Points-UTEP 28, UNM 24. Score Tied-2 times. Lead changed-4 times.
Largest lead-UTEP by 1 1st-9:50, UNM by 14 2nd-5:01.
UTEP led for 0:46, UNM led for 38:38, Game tied 0:36.
Officials: Mike Littlewood, Deldre Carr, Bianca Burns
Technical: none

NEW MEXICO NICHOLLS

91
84

GAME #1
Nov. 4, 2024
The Pit (10,609)
Albuquerque, NM

NICH (0-1)	FG	3FG	FT	O-D-T	PF	TP	A	TO	BS	S	MP
6 Myles*	3-6	1-3	0-0	1-4-5	5	7	1	1	0	1	14
15 West*	3-7	0-0	4-5	3-6-9	3	10	2	4	3	0	35
1 English*	2-10	1-3	2-6	0-4-4	2	7	8	5	0	0	27
2 Brown*	8-16	1-2	1-2	1-3-4	2	23	3	1	0	0	39
10 Cornish*	4-16	4-14	2-2	1-6-7	3	14	0	1	0	1	26
0 Collins	3-3	0-0	0-0	2-3-5	5	6	1	1	0	0	18
3 Searles	1-4	0-1	0-1	0-4-4	0	2	1	0	1	0	8
5 Malone	1-1	0-0	0-0	1-2-3	1	2	1	3	0	1	14
9 Gray	5-9	3-4	0-0	2-1-3	3	13	1	0	0	1	19
TEAM				3-2-5							
Totals	30-72	15-37	9-16	14-35-49	24	84	18	17	4	4	200
UNM (1-0)	FG	3FG	FT	O-D-T	PF	TP	A	TO	BS	S	MP
8 Borovicainin*	2-6	1-4	0-0	2-5-7	2	5	2	1	0	0	19
22 Amzli*	5-15	1-9	2-2	5-8-13	3	13	2	0	2	0	32
23 Joseph*	9-15	0-0	10-12	6-10-16	2	28	2	3	3	2	36
2 Dent*	5-11	0-2	5-7	0-0-0	0	15	11	2	1	3	38
3 Washington*	4-8	2-3	2-2	1-3-4	4	12	0	1	0	2	20
0 Noland	4-14	1-9	1-3	2-1-3	2	10	1	1	3	1	22
1 Appelhans	1-4	0-0	0-0	0-0-0	0	3	0	0	0	1	9
4 Dotson	1-4	1-4	0-2	0-0-0	2	3	0	0	0	0	10
6 Atiki	0-3	0-0	0-0	0-1-1	0	0	0	0	1	0	4
11 Webb	0-0	0-0	0-0	0-0-0	0	0	0	0	0	0	1
24 Milicevic	0-1	0-1	2-4	0-1-1	1	2	0	0	0	1	8
TEAM				2-3-5							
Totals	31-81	7-36	22-32	18-32-50	16	91	18	8	10	10	200
	1st	2nd	Total			FG%	3FG%	FT%			
Nicholls	43	41	84			41.7	40.556	68.8			
New Mexico	48	43	91			38.3	19.4	68.8			

Points in the Paint-NICH 30, UNM 46; Points off Turnovers-NICH 6, UNM 23
2nd Chance Points-NICH 16, UNM 17; Fast Break Points-NICH 13, UNM 27
Bench Points-NICH 23, UNM 18. Score Tied-7 times. Lead changed-2 times.
Largest lead-NICH by 3 1st-10:33, UNM by 12 2nd-7:07.
NICH led for 4:09, UNM led for 32:02, Game tied 3:49.
Officials: Scott Brown, Jim Bruno, Crystal Hogan
Technical: none

NEW MEXICO #22 UCLA

72
64

GAME #2
Nov. 8, 2024
Lee's Family Forum (1,497)
Henderson, NV

UNM (2-0)	FG	3FG	FT	O-D-T	PF	TP	A	TO	BS	S	MP
8 Borovicainin*	2-2	2-2	0-0	0-2-2	3	6	3	1	0	0	24
22 Amzli*	3-7	2-4	0-0	0-4-4	4	8	0	3	2	0	28
23 Joseph*	5-9	0-0	6-8	4-8-12	3	16	0	4	1	2	33
2 Dent*	8-13	0-1	1-4	0-1-1	1	17	8	9	0	2	34
3 Washington*	1-7	0-3	1-2	2-3-5	2	3	2	3	0	5	30
0 Noland	2-5	1-2	8-8	0-1-1	5	13	1	0	0	3	19
1 Appelhans	1-1	1-1	0-0	0-1-1	1	3	0	0	0	0	4
4 Dotson	0-1	0-1	0-0	0-1-1	0	0	0	2	0	0	6
6 Atiki	2-2	0-0	0-0	0-1-1	1	4	0	0	0	0	7
7 Sacko	1-1	0-0	0-1	0-1-1	4	2	0	0	0	0	10
11 Webb	0-1	0-1	0-0	0-0-0	0	0	0	0	0	0	2
24 Milicevic	0-0	0-0	0-0	0-0-0	2	0	0	0	0	0	2
TEAM				2-3-5							
Totals	25-49	6-15	16-23	8-26-34	26	72	14	24	3	12	200
UCLA (1-1)	FG	3FG	FT	O-D-T	PF	TP	A	TO	BS	S	MP
3 Dailey*	1-3	1-2	2-2	1-2-3	4	5	1	2	0	0	15
34 Bilodeau*	8-20	2-7	5-8	7-8-15	3	23	0	3	1	2	33
0 Johnson*	2-4	0-2	3-4	2-2-4	4	7	5	1	0	1	26
2 Andrews*	2-6	0-3	0-0	0-0-0	2	4	2	6	0	1	30
55 Clark*	3-9	1-4	0-0	0-0-0	2	7	1	1	0	6	29
1 Perry	1-4	1-2	5-7	1-2-3	3	8	2	1	0	2	23
10 Stefanovic	1-4	0-3	0-0	2-1-3	2	2	0	3	0	0	15
12 Mack	0-0	0-0	2-2	0-0-0	1	2	2	3	0	0	10
15 Mara	0-0	0-0	0-0	0-0-0	1	0	0	0	0	0	5
24 Kyle	2-5	0-0	2-4	0-4-4	2	6	0	1	2	0	15
TEAM				1-1-2							
Totals	20-55	5-23	19-27	14-20-34	24	64	13	21	3	12	200
	1st	2nd	Total			FG%	3FG%	FT%			
New Mexico	41	31	72			51.0	40.0	69.6			
UCLA	30	34	64			36.4	21.7	70.4			

Points in the Paint-UNM 36, UCLA 24; Points off Turnovers-UNM 21, UCLA 15
2nd Chance Points-UNM 2, UCLA 12; Fast Break Points-UNM 17, UCLA 10
Bench Points-UNM 27, UCLA 18. Score Tied-1 time. Lead changed-0 times.
Largest lead-UNM by 16 2nd-14:29, UCLA - none.
UNM led for 39:31, UCLA led for 0:00, Game tied 0:29.
Officials: Paul Szelc, Mike Reed, Keith Kimble
Technical: none

NEW MEXICO TAMU-CC

100
81

GAME #3
Nov. 12, 2024
The Pit (11,160)
Albuquerque, NM

TAMU-CC (1-2)	FG	3FG	FT	O-D-T	PF	TP	A	TO	BS	S	MP
6 S.Williams*	4-8	0-0	0-2	3-3-6	2	8	0	1	0	1	19
12 Dease*	5-6	0-1	1-2	2-5-7	1	11	7	4	0	0	27
33 Clark*	5-8	1-2	8-9	1-4-5	3	19	1	2	0	0	29
2 Roberts*	2-6	2-5	0-0	0-2-2	2	6	0	1	1	0	18
10 L.Williams*	2-5	0-0	1-5	0-3-3	3	5	3	2	1	1	20
0 Torbor	0-0	0-0	0-0	0-0-0	1	0	0	1	0	1	3
1 Wright-Forde	3-5	0-0	3-5	0-2-2	3	9	2	3	1	0	15
3 Villegas	0-0	0-0	0-0	0-0-0	0	0	0	0	0	0	4
4 Parker	0-4	0-4	1-2	0-1-1	3	1	4	3	0	1	12
5 Dennis	3-3	1-1	0-2	0-0-0	2	7	2	0	0	0	10
13 Jackson	4-5	0-0	1-4	0-5-5	4	9	1	0	1	1	22
21 Walker	0-1	0-0	0-0	0-1-1	2	0	0	2	0	1	7
24 Potter	1-4	1-3	3-4	0-0-0	0	6	0	3	0	1	14
TEAM				3-4-7							
Totals	29-55	5-16	18-35	9-30-39	26	81	20	22	4	7	200
UNM (3-0)	FG	3FG	FT	O-D-T	PF	TP	A	TO	BS	S	MP
8 Borovicainin*	0-5	0-2	0-0	1-0-1	2	0	0	1	0	0	14
22 Amzli*	3-9	1-5	5-6	2-5-7	3	12	2	4	2	2	27
23 Joseph*	5-6	0-0	0-3	3-6-9	4	10	1	2	2	2	16
2 Dent*	7-10	1-1	10-14	0-0-0	2	25	10	0	0	2	30
3 Washington*	5-12	1-4	4-7	3-2-5	3	15	2	1	0	2	31
0 Noland	1-7	1-5	2-2	0-3-3	5	5	1	3	0	3	16
1 Appelhans	1-1	1-1	0-0	0-2-2	0	3	0	0	0	1	10
4 Dotson	6-7	3-4	3-4	0-1-1	2	18	3	1	0	2	15
6 Atiki	4-4	0-0	1-3	1-4-5	2	9	2	0	5	0	21
7 Sacko	1-1	1-1	0-0	0-1-1	4	3	0	1	0	1	14
11 Webb	0-0	0-0	0-0	0-1-1	0	0	0	1	0	0	4
24 Milicevic	0-0	0-0	0-0	0-0-0	1	0	0	0	0	0	2
TEAM				1-1-2							
Totals	33-62	9-23	25-39	11-26-37	28	100	22	14	9	15	200
	1st	2nd	Total			FG%	3FG%	FT%			
A&M-Corpus Christi	34	47	81			52.7	31.3	51.4			
New Mexico	49	51	100			53.2	39.1	64.1			

Points in the Paint-TAMUCC



2024-25 LOBO BASKETBALL

NEW MEXICO TEXAS SOUTHERN 68

GAME #6
Nov. 24, 2024
The Pit (11,286)
Albuquerque, NM

TXSO (1-5)	FG	3FG	FT	O-D-T	PF	TP	A	TO	BS	S	MP
1 Hunter*	4-12	0-0	0-0	1-4-5	4	8	0	1	2	1	30
0 Jackson-Posey*	1-3	1-3	0-0	0-3-3	2	3	1	2	0	0	11
2 McClain*	6-12	2-5	11-	0-1-1	3	15	6	5	0	0	28
7 Hayes*	2-7	2-2	4-4	1-0-1	0	10	3	1	0	1	25
23 Posey*	1-2	0-0	0-0	0-1-1	5	2	0	2	0	0	14
5 Wysinger	2-4	1-1	7-8	0-4-4	0	12	2	1	0	0	16
8 Anderson	1-4	0-0	1-2	0-2-2	1	3	1	1	0	1	22
12 Morte	2-5	1-2	0-0	0-4-4	2	5	1	0	0	0	13
14 Granger	2-3	2-3	0-0	1-2-3	1	6	0	1	0	1	17
20 Koureissi	2-6	0-1	0-2	3-4-7	0	4	0	3	1	0	19
32 Farooq	0-1	0-1	0-0	0-0-0	0	0	0	1	0	0	6
TEAM				3-2-5							
Totals	23-59	9-18	13-17	9-27-36	19	68	14	20	3	4	200
UNM (5-1)	FG	3FG	FT	O-D-T	PF	TP	A	TO	BS	S	MP
22 Amzli*	6-15	2-6	4-6	0-2-2	1	18	1	0	0	0	29
23 Joseph*	2-4	0-1	4-6	1-7-8	3	8	1	2	3	2	23
0 Noland*	3-6	0-2	0-1	2-6-8	2	6	1	1	0	2	21
2 Dent*	4-9	0-1	3-4	1-1-2	2	11	5	0	1	1	25
3 Washington*	8-13	3-4	0-1	5-5-10	1	19	3	1	0	4	28
1 Appelhans*	1-3	1-2	0-0	0-0-0	0	3	2	0	2	1	14
4 Dotson	3-6	3-5	1-2	0-0-0	1	10	2	0	0	0	15
6 Atiki	2-4	0-0	0-0	2-0-2	0	4	1	1	2	0	13
7 Sacko	2-3	0-1	0-0	1-0-1	2	4	0	1	1	0	5
8 Borovicinan	5-6	1-2	0-0	0-4-4	2	11	2	1	0	0	10
11 Webb	1-2	0-0	0-1	1-1-2	1	2	0	0	0	0	8
24 Milicevic	1-4	1-3	0-0	0-1-1	1	3	1	0	0	0	10
TEAM				1-2-3							
Totals	38-75	11-27	12-21	14-29-43	16	99	19	7	9	10	200
1st	31	37	68								
2nd	38	61	99								
FG%	50.7	40.7	57.1								
3FG%											
FT%											

Points in the Paint-TXSO 18, UNM 52; Points off Turnovers-TXSO 2, UNM 30
2nd Chance Points-TXSO 6, UNM 24; Fast Break Points-TXSO 14, UNM 29
Bench Points-TXSO 30, UNM 37. Score Tied-2 times. Lead changed-2 times.
Largest lead-TXSO by 2 1st-2:27, UNM by 39 2nd-3:31.
TXSO led for 0:32, UNM led for 37:13. Game tied 2:15.
Officials: Tommy Nunez, Crystal Hogan, Daniel Nguyen
Technical: UNM-Washington; TXSO-Coach Jones, Posey

ARIZONA STATE NEW MEXICO 82

GAME #7
Nov. 28, 2024
Acrisure Arena (732)
Palm Desert, CA

ASU (6-1)	FG	3FG	FT	O-D-T	PF	TP	A	TO	BS	S	MP
8 Jhjad*	5-9	3-4	7-10	2-4-6	4	20	0	1	0	1	26
21 Quintance*	2-8	0-1	0-3	4-4-8	2	4	1	1	3	1	29
1 Mason*	3-8	1-2	4-4	0-3-3	4	11	5	1	1	1	33
10 Freeman*	4-6	1-3	7-8	0-3-3	2	16	3	2	0	1	28
44 Miller*	3-6	2-3	0-0	0-1-1	2	8	2	2	0	1	28
3 Sanon	1-11	2-5	5-5	1-1-2	1	19	3	1	0	0	32
5 Ali	6-4	0-1	0-0	0-1-1	2	2	1	0	0	0	11
9 Phillips	2-3	0-0	1-2	0-4-4	4	5	1	1	0	0	14
TEAM				2-4-6							
Totals	26-55	9-19	24-32	9-25-34	22	85	16	10	4	5	200
UNM (5-2)	FG	3FG	FT	O-D-T	PF	TP	A	TO	BS	S	MP
22 Amzli*	6-16	3-9	13-14	3-5-8	4	28	0	2	0	0	35
23 Joseph*	1-3	0-0	1-1	2-5-7	4	3	1	5	0	1	25
0 Noland*	4-7	3-3	2-2	0-4-4	3	13	2	0	1	2	30
2 Dent*	9-21	0-1	12-15	0-1-1	2	30	7	0	1	0	35
3 Washington	1-8	0-3	0-0	3-2-5	4	2	0	0	0	2	27
1 Appelhans*	0-0	0-0	0-0	0-1-1	0	0	0	0	0	0	5
4 Dotson	0-0	0-0	0-0	0-0-0	0	0	0	0	0	0	5
6 Atiki	1-2	0-0	0-0	1-4-5	4	2	0	0	2	0	15
7 Sacko	0-1	0-0	0-0	0-1-1	1	0	0	2	0	0	5
8 Borovicinan	2-5	0-0	0-0	1-0-1	3	4	0	1	0	1	16
24 Milicevic	0-0	0-0	0-0	0-0-0	1	0	0	0	0	0	2
TEAM				4-1-5							
Totals	24-63	6-16	28-32	14-24-38	26	82	10	11	3	6	200
1st	34	51	85								
2nd	37	45	82								
FG%	47.3	47.4	75.0								
3FG%	38.1	37.5	87.5								
FT%											

Points in the Paint-ASU 26, UNM 34; Points off Turnovers-ASU 15, UNM 13
2nd Chance Points-ASU 10, UNM 8; Fast Break Points-ASU 5, UNM 7
Bench Points-ASU 26, UNM 6. Score Tied-10 times. Lead changed-7 times.
Largest lead-ASU by 13 1st-5:48, UNM by 9 2nd-15:18.
ASU led for 18:09, UNM led for 17:08. Game tied 4:43.
Officials: Terry Oglesby, Bill Vinovich, Alexander Thompson
Technical: ASU-Phillips, Coach Hurley

NEW MEXICO USC 83

GAME #8
Nov. 29, 2024
Acrisure Arena (310)
Palm Desert, CA

USC (5-3)	FG	3FG	FT	O-D-T	PF	TP	A	TO	BS	S	MP
0 Thomas*	4-7	1-4	0-0	0-7-7	2	9	5	5	0	3	37
5 Williams*	3-6	2-4	3-4	0-4-4	0	11	2	1	0	1	27
33 Cohen*	6-9	0-0	2-3	1-0-1	2	14	0	0	0	0	17
1 Claude*	5-9	1-1	2-2	0-2-2	2	13	2	3	0	3	32
7 Agbo*	4-12	3-6	2-2	2-5-7	5	13	2	3	0	2	40
2 Elohim	0-0	0-0	0-0	0-2-2	1	0	0	1	0	0	9
3 Knowling	1-4	0-0	0-0	1-1-2	2	2	0	0	0	0	11
4 Pope	0-0	0-0	0-0	0-0-0	1	0	0	0	0	0	0+
6 Yates	0-2	0-1	0-0	1-0-1	0	0	1	1	0	0	6
8 Patton	3-4	0-0	1-3	1-2-3	2	7	0	0	0	1	7
9 Shelley	0-1	0-1	1-2	0-0-0	1	1	1	0	0	0	6
12 Agee	1-1	0-0	1-2	0-0-0	0	3	0	1	0	0	8
TEAM				2-1-3							
Totals	27-55	7-17	12-18	8-24-32	18	73	13	16	0	11	200
UNM (6-2)	FG	3FG	FT	O-D-T	PF	TP	A	TO	BS	S	MP
22 Amzli*	3-6	1-2	3-5	1-2-3	0	10	0	3	0	1	29
23 Joseph*	5-8	0-0	5-6	4-2-6	2	15	1	2	2	0	26
0 Noland*	3-8	0-4	0-4	0-3-3	3	6	0	1	0	2	23
2 Dent*	6-12	1-2	4-4	1-5-6	1	17	11	4	1	1	36
3 Washington*	7-12	3-7	3-4	1-3-4	1	20	4	3	0	2	32
1 Appelhans*	3-7	2-5	1-1	1-0-1	1	9	0	0	0	0	17
4 Dotson	0-0	0-0	0-0	0-0-0	2	0	0	0	0	0	4
6 Atiki	2-2	0-0	0-0	0-3-3	1	4	0	0	2	0	12
8 Borovicinan	0-1	0-0	0-0	0-0-0	0	0	0	0	0	1	8
11 Webb	0-0	0-0	0-0	0-0-0	2	0	0	1	0	0	2
24 Milicevic	1-2	0-0	0-0	1-1-2	1	2	1	0	0	1	11
TEAM				2-2-4							
Totals	30-58	7-21	16-24	11-21-32	14	83	17	14	5	8	200
1st	30	43	73								
2nd	39	44	83								
FG%	49.1	41.2	66.7								
3FG%	51.7	33.3	66.7								
FT%											

Points in the Paint-USC 38, UNM 40; Points off Turnovers-USC 16, UNM 17
2nd Chance Points-USC 9, UNM 12; Fast Break Points-USC 8, UNM 12
Bench Points-USC 13, UNM 15. Score Tied-1 time. Lead changed-4 times.
Largest lead-USC by 4 1st-17:35, UNM by 20 2nd-5:58.
USC led for 2:21, UNM led for 35:59, Game tied 1:40.
Officials: John Hampton, Michael Greenstein, Bill Vinovich
Technical: none

NEW MEXICO SAN JOSE ST 77

GAME #9
Dec. 4, 2024
The Pit (10,658)
Albuquerque, NM

SJSU (4-6, 0-1)	FG	3FG	FT	O-D-T	PF	TP	A	TO	BS	S	MP
22 Valhola*	3-3	0-0	4-6	3-8-11	2	10	3	3	4	0	23
0 Yap*	0-7	0-4	0-0	1-4-5	4	0	4	2	0	0	33
1 McClendon*	6-12	4-7	4-4	0-1-1	2	20	2	0	1	1	35
6 Hall*	3-13	0-2	2-3	1-5-6	4	8	2	2	0	2	30
9 Udjuje*	8-14	3-4	3-3	0-1-1	3	22	1	3	0	3	35
5 Davis	1-3	0-1	4-5	1-2-3	2	6	0	0	0	0	27
13 Washington	1-2	1-1	0-0	0-0-0	1	3	1	1	0	0	10
24 NgaNga	3-3	2-2	0-0	0-1-1	4	8	0	1	0	1	7
TEAM				1-2-3							
Totals	25-56	10-21	17-21	7-24-31	22	77	13	10	7	6	200
UNM (7-2, 1-0)	FG	3FG	FT	O-D-T	PF	TP	A	TO	BS	S	MP
22 Amzli*	6-12	1-3	6-9	5-4-9	2	19	3	0	2	1	37
23 Joseph*	5-11	0-0	6-6	2-8-10	3	16	2	2	0	1	35
1 Appelhans*	1-5	1-4	0-0	0-2-2	0	3	1	0	1	0	19
2 Dent*	6-16	1-2	7-10	0-3-3	2	20	5	4	1	1	38
3 Washington*	5-13	3-7	0-0	2-3-5	0	13	2	2	0	0	31
4 Dotson	0-0	0-0	0-0	0-0-0	1	0	1	0	0	0	2
6 Atiki	1-2	0-0	1-2	1-0-1	2	3	0	0	0	2	5
7 Sacko	0-1	0-0	0-2	0-0-0	0	0	0	0	0	1	2
8 Borovicinan	4-5	1-1	0-1	1-6-7	2	9	3	0	0	1	31
24 Milicevic	0-0	0-0	0-0	0-0-0	1	0	0	0	0	0	1
TEAM				5-0-5							
Totals	28-65	7-17	20-30	16-26-42	13	83	17	9	4	7	200
1st	38	39	77								
2nd	39	44	83								
FG%	44.6	47.6	81.0								
3FG%	43.1	41.2	66.7								
FT%											

Points in the Paint-SJSU 30, UNM 40; Points off Turnovers-SJSU 9, UNM 6
2nd Chance Points-SJSU 5, UNM 8; Fast Break Points-SJSU 9, UNM 12
Bench Points-SJSU 17, UNM 12. Score Tied-5 times. Lead changed-15 times.
Largest lead-SJSU by 13 1st-14:59, UNM by 6 2nd-0:03.
SJSU led for 31:16, UNM led for 5:17. Game tied 3:27.
Officials: Nate Harris, Randy Richardson, Kevin Brill
Technical: none

NEW MEXICO ST. NEW MEXICO 83 OT

GAME #10
Dec. 7, 2024
The Pit (15,411)
Albuquerque, NM

NMSU (4-5)	FG	3FG	FT	O-D-T
------------	----	-----	----	-------



2024-25 LOBO BASKETBALL

NEW MEXICO VCU

78
71

GAME #12
Dec. 18, 2024
The Pit (11,483)
Albuquerque, NM

VCU (9-3)	FG	3FG	FT	O-D-T	PF	TP	A	TO	BS	S	MP
21 Fermin*	0-0	0-0	0-0	0-2-2	4	0	2	0	1	0	21
1 Russell*	3-7	1-3	6-7	1-3-4	4	13	1	2	0	1	23
4 Clark*	0-5	0-3	0-0	1-3-4	3	0	1	0	0	1	17
11 Shulga*	6-11	3-7	5-7	0-1-1	2	20	0	3	0	2	35
22 Bamisile*	4-11	2-7	2-3	0-4-4	0	12	2	1	1	2	25
0 Jennings	2-2	0-0	0-1	0-1-1	1	4	2	1	1	1	10
2 Jackson	4-9	2-6	0-1	0-2-2	3	10	2	1	0	1	25
5 Billups	1-4	1-4	0-0	0-2-2	0	3	1	0	0	0	14
6 Hill	1-3	1-1	0-0	0-0-0	0	3	0	1	0	0	5
8 Belle	3-4	0-0	0-5	1-4-5	1	6	2	0	0	0	15
9 Bamgboye	0-1	0-0	0-0	1-1-2	3	0	0	1	3	0	12
TEAM				3-3-6							
Totals	24-57	10-31	13-24	7-26-33	21	71	13	12	6	8	200
UNM (10-3, 2-0)	FG	3FG	FT	O-D-T	PF	TP	A	TO	BS	S	MP
8 Borovicanin*	1-6	0-1	0-0	0-4-3	3	2	0	1	0	0	33
22 Amzli*	5-12	0-2	5-7	2-6-8	0	15	0	0	0	1	34
23 Joseph*	5-11	0-0	5-8	6-5-11	2	15	1	4	1	2	31
0 Noland*	0-2	0-2	0-0	0-3-3	5	0	1	1	0	0	17
2 Dent*	14-26	2-4	10-11	0-5-5	1	40	4	3	0	1	39
1 Appelhans	1-2	1-1	1-2	0-1-1	5	4	0	1	0	0	17
4 Dotson	1-4	0-0	0-3-3	0-0-0	0	2	0	1	0	2	15
6 Atiki	0-1	0-0	0-2	0-0-0	2	0	0	0	0	1	9
24 Milicevic	0-0	0-0	0-0	0-1-1	1	0	0	0	0	0	6
TEAM				3-3-6							
Totals	27-64	3-11	21-30	16-31-47	19	78	6	11	1	7	200
VCU		1st	2nd	Total		FG%	3FG%	FT%			
New Mexico		30	41	71		42.1	32.3	54.2			
		37	41	78		42.2	27.3	70.0			

Points in the Paint-VCU 26, UNM 44; Points off Turnovers-VCU 8, UNM 15
2nd Chance Points-VCU 8, UNM 16; Fast Break Points-VCU 12, UNM 11
Bench Points-VCU 26, UNM 6. Score Tied-0 times. Lead changed-2 times.
Largest lead-VCU by 1 1st-12:20, UNM by 15 2nd-15:43.
VCU led for 1:09, UNM led for 38:22. Game tied 0:29.
Officials: Mike Reed, Verne Harris, Amy Bonner
Technical: none

NEW MEXICO COLORADO ST.

76
68

GAME #13
Dec. 28, 2024
Moby Arena (4,772)
Fort Collins, CO

UNM (10-3, 2-0)	FG	3FG	FT	O-D-T	PF	TP	A	TO	BS	S	MP
8 Borovicanin*	4-4	2-2	0-1	1-3-4	3	10	1	1	1	4	24
22 Amzli*	5-10	0-2	4-4	3-2-5	4	14	1	1	0	1	31
23 Joseph*	4-9	0-0	1-2	2-9-11	3	9	1	2	0	0	24
2 Dent*	7-16	0-1	0-0	0-2-2	1	14	6	3	0	0	36
3 Washington*	0-7	0-3	2-2	1-1-2	1	2	1	1	0	1	20
0 Noland	5-7	1-2	0-0	1-3-4	1	11	1	4	0	0	20
1 Appelhans	1-2	1-2	0-0	1-0-1	1	3	1	0	0	2	16
4 Dotson	2-4	2-2	0-0	0-0-0	1	6	0	0	0	2	4
6 Atiki	1-2	0-0	0-0	0-0-0	0	2	0	0	0	0	9
24 Milicevic	2-2	1-1	0-0	0-0-0	0	5	1	0	0	0	16
TEAM				2-1-3							
Totals	31-63	7-15	7-9	11-21-32	15	76	13	12	1	10	200
CSU (7-6, 1-1)	FG	3FG	FT	O-D-T	PF	TP	A	TO	BS	S	MP
0 Evans*	3-7	2-4	2-2	1-3-4	1	10	3	3	1	1	32
10 Clifford*	7-17	0-5	3-3	3-4-7	2	17	6	4	1	3	38
15 Lake*	4-10	1-7	0-0	0-2-2	1	9	2	1	1	2	29
21 Mbemba*	2-3	0-0	2-2	1-2-3	2	6	1	3	1	1	17
25 Morton*	2-4	0-1	1-1	2-3-5	2	5	2	1	1	0	19
8 Crocker-Johnson	10-6	1-3	0-0	4-5-9	1	13	0	2	0	0	21
11 Williams	0-0	0-0	0-0	0-2-2	0	0	0	0	0	0	13
13 Born	0-2	0-0	0-0	0-0-0	0	0	1	2	0	1	8
35 Jorgensen	3-7	2-3	0-0	1-2-3	0	8	4	1	1	1	22
TEAM				0-0-0							
Totals	27-60	6-23	8-8	12-23-35	9	68	19	17	6	9	200
New Mexico		1st	2nd	Total		FG%	3FG%	FT%			
Colorado State		41	35	76		49.2	46.7	77.8			
		25	43	68		45.0	26.1	100.0			

Points in the Paint-UNM 40, CSU 40; Points off Turnovers-UNM 16, CSU 12
2nd Chance Points-UNM 7, CSU 16; Fast Break Points-UNM 6, CSU 11
Bench Points-UNM 27, CSU 21. Score Tied-2 times. Lead changed-2 times.
Largest lead-UNM by 21 1st-2:39, CSU by 2 1st-11:22.
UNM led for 35:06, CSU led for 0:26. Game tied 4:28.
Officials: Tommy Nunez, Alfred Smith, Scott Brown
Technical: none

NEW MEXICO FRESNO ST.

103
89

GAME #14
Dec. 31, 2024
Save Mart Center (5,583)
Fresno, CA

UNM (11-3, 3-0)	FG	3FG	FT	O-D-T	PF	TP	A	TO	BS	S	MP
8 Borovicanin*	1-4	0-1	1-2	1-3-4	3	3	1	0	1	1	16
22 Amzli*	8-13	4-6	3-4	0-5-5	3	23	1	6	0	0	32
23 Joseph*	4-6	0-0	4-4	1-11-12	3	12	2	1	4	1	31
2 Dent*	7-13	0-2	4-5	0-5-5	0	18	6	4	2	5	34
3 Washington*	6-9	2-2	0-0	0-1-1	1	14	6	2	0	0	29
0 Noland	11-17	1-6	0-0	1-2-3	1	23	3	2	0	1	22
1 Appelhans	1-4	1-4	0-0	0-0-0	0	3	0	0	0	0	14
4 Dotson	2-3	1-2	0-0	0-0-0	1	5	0	1	0	0	6
6 Atiki	0-0	0-0	0-0	1-2-3	2	0	1	0	1	1	5
7 Sacko	1-1	0-0	0-0	1-0-1	2	2	1	0	0	0	4
24 Milicevic	0-0	0-0	0-0	0-1-1	3	0	0	0	0	1	8
TEAM				1-0-1							
Totals	41-70	9-23	12-15	6-30-36	19	103	21	16	8	10	200
FSU (4-10, 0-3)	FG	3FG	FT	O-D-T	PF	TP	A	TO	BS	S	MP
3 Price*	3-9	0-1	9-14	5-6-11	4	15	2	3	3	6	34
11 Robinson*	2-9	2-7	0-0	0-4-4	2	6	1	1	0	0	23
23 Seck*	0-0	0-0	0-0	0-0-0	2	0	0	0	0	0	8
5 Weaver*	3-13	2-6	5-6	0-3-3	0	13	2	3	0	0	31
10 Collins*	8-11	1-1	3-4	1-1-2	3	20	2	4	0	0	32
0 Tremble	5-7	3-3	1-2	1-0-1	2	14	0	2	0	2	18
6 Bonga	0-0	0-0	0-0	0-0-0	0	0	0	0	0	0	1
8 Crawford	3-7	0-1	0-0	0-5-5	0	6	2	1	0	1	26
21 Amunike	5-11	2-3	3-5	1-1-2	2	15	1	0	0	1	27
TEAM				2-4-6							
Totals	29-67	10-22	21-31	10-24-34	15	89	10	15	4	10	200
New Mexico		1st	2nd	Total		FG%	3FG%	FT%			
Fresno State		53	50	103		58.6	39.1	80.0			
		36	53	89		43.3	45.5	67.7			

Points in the Paint-UNM 54, FSU 36; Points off Turnovers-UNM 21, FSU 18
2nd Chance Points-UNM 10, FSU 10; Fast Break Points-UNM 35, FSU 8
Bench Points-UNM 33, FSU 35. Score Tied-0 times. Lead changed-2 times.
Largest lead-UNM by 19 2nd-18:29, FSU by 1 1st-18:23.
UNM led for 39:09, FSU led for 0:30. Game tied 0:21.
Officials: Mike Reed, Nate Harris, Rob Kueneman
Technical: none

NEW MEXICO NEVADA

82
81 OT

GAME #15
Jan. 3, 2025
The Pit (14,622)
Albuquerque, NM

NEV (8-7, 0-4)	FG	3FG	FT	O-D-T	PF	TP	A	TO	BS	S	MP
4 Coleman*	5-8	2-4	0-0	0-0-0	2	12	1	2	0	1	39
11 Davidson*	4-11	4-8	6-8	2-4-6	4	18	4	2	5	0	41
42 Hymes*	2-5	0-0	4-9	3-1-4	2	8	1	1	1	2	20
8 Sanders*	6-18	1-2	8-11	1-4-5	2	21	4	3	1	1	39
20 Foster*	2-2	0-0	1-3	2-5-7	4	5	4	0	0	2	37
0 Bailey	2-3	0-0	0-0	0-3-3	4	4	0	0	0	1	17
7 Love	0-2	0-0	0-0	1-1-2	2	0	0	1	0	0	7
21 McBride	3-8	1-4	4-4	0-4-4	3	11	0	0	0	2	17
53 DuSell	1-2	0-1	0-0	0-0-0	5	2	1	0	0	0	8
TEAM				0-1-1							
Totals	25-59	8-19	23-35	9-23-32	28	81	15	10	7	9	225
UNM (12-3, 4-0)	FG	3FG	FT	O-D-T	PF	TP	A	TO	BS	S	MP
8 Borovicanin*	1-3	1-2	6-6	2-6-8	4	9	0	0	0	0	27
22 Amzli*	4-11	1-6	5-7	0-5-5	4	14	4	2	2	1	39
23 Joseph*	7-8	0-0	6-9	2-8-10	3	20	0	2	3	1	39
2 Dent*	6-11	0-0	8-9	0-0-0	3	20	6	5	1	1	39
3 Washington*	1-4	0-1	4-6	0-1-1	3	6	0	2	0	0	25
0 Noland	2-5	1-4	2-4	1-2-3	4	7	2	0	0	0	23
1 Appelhans	1-4	1-4	0-0	0-1-1	1	3	2	1	1	1	16
4 Dotson	0-1	0-0	0-0	0-0-0	0	0	0	1	0	1	6
6 Atiki	0-1	0-0	0-0	0-2-2	4	0	0	1	0	0	6
24 Milicevic	1-1	1-1	0-0	0-1-1	0	3	0	0	0	0	6
TEAM				1-3-4							
Totals	23-49	5-18	31-41	6-29-35	26	82	14	15	7	5	225
Nevada		1st	2nd	OT	Total		FG%	3FG%	FT%		
New Mexico		37	33	11	81		42.4	42.1	65.7		
		34	36	12	82		46.9	27.8	75.6		

Points in the Paint-NEV 30, UNM 32; Points off Turnovers-NEV 14, UNM 12
2nd Chance Points-NEV 7, UNM 11; Fast Break Points-NEV 12, UNM 14
Bench Points-NEV 17, UNM 13. Score Tied-18 times. Lead changed-18 times.
Largest lead-NEV by 4 1st-0:31, UNM by 8 1st-8:15.
NEV led for 10:54, UNM led for 27:18. Game tied 6:46.
Officials: Keith Kimble, Verne Harris, Amy Bonner
Technical: none

NEW MEXICO WYOMING

61
53

GAME #16
Jan. 7, 2025
Arena-Auditorium (2,938)
Laramie, WY

UNM (13-3, 5-0)	FG	3FG	FT	O-D-T	PF	TP	A	TO	BS	S	MP
8 Borovicanin*	6-10	3-6	1-1	2-9-11	1	16	0	0	0	0	31
22 Amzli*	0-7	0-4	0-0	0-2-2	3	0	1	3	1	0	24
23 Joseph*	5-10	0-0	2-4	4-8-12	3	12	0	3	2	0	37
2 Dent*	6-13	1-2	9-9	0-3-3	2	22	6	3	1	2	38
3 Washington*	1-7	0-3	1-2	0-3-3	2	3	0	0	1	2	26
0 Noland	0-3	0-2	2-2	0-1-1	3	2	0	0	0	0	1



Points in the Paint-UNM 42, SJSU 34; Points off Turnovers-UNM 11, SJSU 5
2nd Chance Points-UNM 17, SJSU 6; Fast Break Points-UNM 10, SJSU 11
Bench Points-UNM 16, SJSU 27. Score Tied-10 times. Lead changed-11 times.
Largest lead-UNM by 13 1st-9:50, SJSU by 4 2nd-4:22.
UNM led for 26:05, SJSU led for 5:53, Game tied 8:02.
Officials: Jeffrey Anderson, Tim Comer, Steve McJunkins
Technical: SJSU-Davis

Points in the Paint-BSU 38, UNM 42; Points off Turnovers-BSU 7, UNM 20
2nd Chance Points-BSU 4, UNM 4; Fast Break Points-BSU 10, UNM 29
Bench Points-BSU 35, UNM 19. Score Tied-0 times. Lead changed-0 times.
Largest lead-BSU none, UNM by 29 2nd-7:08.
BSU led for 0:00, UNM led for 39:14, Game tied 0:46.
Officials: Keith Kimble, Nate Harris, Kevin Brill
Technical: none

Points in the Paint-FS 40, UNM 50; Points off Turnovers-FS 16, UNM 18
2nd Chance Points-FS 3, UNM 12; Fast Break Points-FS 20, UNM 26
Bench Points-FS 25, UNM 31. Score Tied-0 times. Lead changed-0 times.
Largest lead-FS none, UNM by 35 2nd-7:31.
FS led for 0:00, UNM led for 39:26, Game tied 0:34.
Officials: Randy McCall, Brian Dorsey, Crystal Hogan
Technical: none



2024-25 LOBO BASKETBALL

LOBO HIGHS AND LOWS

	SEASON HIGH	SEASON LOW	PITINO ERA HIGH	PITINO ERA LOW
Points	122, vs. Western NM (12/14/24)	61, at Wyoming (1/7/25)	106, vs. Western NM (12/14/24)	47, at San Diego St (1/31/22)
Points (Half)	62 ² , vs. Western NM (12/14/24)	18 ¹ , at Wyoming (1/7/25)	62 ² , vs. Western NM (12/14/24)	18 ¹ , at Wyoming (1/7/25)
Victory Margin	+52, vs. Western NM (12/14/24)	-	+52, vs. Western NM (12/14/24)	-
FGs	47, vs. Western NM (12/14/24)	19, at Wyoming (1/7/25)	47, vs. Western NM (12/14/24)	16, at San Diego St (1/31/22)
FGAs	84, vs. New Mexico State (12/7/24)	49, twice	84, vs. New Mexico State (12/7/24)	49, twice
FG%	.603, vs. Western NM (12/14/24)	.333, at Wyoming (1/7/25)	.607, at San Jose State (2/17/23)	.297, vs. Clemson (3/22/24)
FG% (half)	.677 ¹ , at Fresno State (12/31/24)	.185 ¹ , at Wyoming (1/7/25)	.677 ¹ , at Fresno State (12/31/24)	.185 ¹ , at Wyoming (1/7/25)
3FGs	14, vs. Western NM (12/14/24)	3, twice	17, vs. Utah State (1/8/22)	2, three times
3FGAs	36, vs. Nicholls (11/4/24)	11, vs. VCU (12/18/24)	36, vs. Nicholls (11/4/24)	9, vs. North Dakota St (11/26/22)
3FG%	.500, vs. Western NM (12/14/24)	.194, vs. Nicholls (11/4/24)	.636, at San Jose State (2/17/23)	.125, vs. Air Force (2/26/22)
FTs	31, vs. Nevada (1/3/25)	6, vs. Fresno St (1/20/25)	36, vs. UTSA (12/10/22)	2, at Colorado State (1/19/22)
FTAs	41, vs. Nevada (1/3/25)	9, at Colorado St (12/28/24)	46, vs. UTSA (12/10/22)	4, at Colorado State (1/19/22)
FT%	1.00, vs. Boise State (1/17/25)	.389, at St. John's (11/17/24)	1.00, vs. Boise State (1/17/25)	.300, at Utah State (2/22/22)
Off Rebs	23, vs. New Mexico State (12/7/24)	3, vs. Boise State (1/17/25)	23, vs. New Mexico State (12/7/24)	3, three times
Def Rebs	39, vs. Fresno State (1/20/25)	16, at St. John's (11/17/24)	45, vs. Prairie View A&M (12/20/22)	15, twice
Total Rebs	54, vs. Fresno State (1/20/25)	29, vs. Boise State (1/17/25)	64, vs. Prairie View A&M (12/20/22)	23, at Wyoming (1/22/22)
Rebound Margin	+19, vs. Fresno State (1/20/25)	-	+27, vs. Prairie View A&M (12/20/22)	-
Fouls	28, vs. TAMUCC (11/12/24)	13, vs. San Jose State (12/4/24)	28, twice	9, twice
Assists	31, vs. Western NM (12/14/24)	6, vs. VCU (12/18/24)	31, vs. Western NM (12/14/24)	5, at San Diego St (1/14/23)
Turnovers	24, vs. UCLA (11/8/24)	6, vs. New Mexico State (12/7/24)	24, vs. UCLA (11/8/24)	4, twice
Blocks	10, vs. Nicholls (11/4/24)	1, twice	14, twice	0, at San Diego St (2/16/24)
Steals	17, vs. Western NM (12/14/24)	5, vs. Nevada (1/3/25)	18, vs. Santa Clara (12/9/23)	1, vs. San Jose St (1/17/23)
Double Figure Scorers	5, six times	2, at San Jose St (1/14/25)	6, vs. Utah State (1/16/24)	2, numerous times
Players to Score	12, twice	6, twice	12, four times	5, twice

OPPONENT HIGHS AND LOWS

	SEASON HIGH	SEASON LOW	PITINO ERA HIGH	PITINO ERA LOW
Points	89, twice	48, San Diego St (1/11/25)	97, at Nevada (1/23/23)	46, Northern NM (2/11/22)
Points (Half)	53 ² , at Fresno State (12/31/24)	20 ¹ , San Diego St (1/11/25)	54 ² , at Boise State (3/2/24)	20 ¹ , twice
Victory Margin	+14, at St. John's (11/17/24)	-	+29, at UNLV (1/11/22)	-
FGs	34, at St. John's (11/17/24)	17, San Diego St (1/11/25)	37, New Mexico State (12/6/21)	17, San Diego St (1/11/25)
FGAs	72, Nicholls (11/4/24)	48, San Diego St (1/11/25)	76, Boise State (1/20/23)	46, Fresno State (1/25/22)
FG%	.527, TAMUCC (11/12/24)	.322, at Wyoming (1/7/25)	.660, at Air Force (2/10/23)	.282, Prairie View A&M (12/20/22)
FG% (half)	.630 ² , TAMUCC (11/12/24)	.214 ² , at Wyoming (1/7/25)	.741 ² , at San Jose St (2/20/22)	.214 ² , at Wyoming (1/7/25)
3FGs	15, Nicholls (11/4/24)	4, at St. John's (11/17/24)	15, Nicholls (11/4/24)	2, twice
3FGAs	37, Nicholls (11/4/24)	16, twice	37, Nicholls (11/4/24)	8, UNLV (2/10/24)
3FG%	.500, Texas Southern (11/24/24)	.200, Fresno State (1/20/25)	.550, at Colorado State (3/3/23)	.125, Iona (12/18/22)
FTs	24, vs. Arizona St (11/28/24)	5, at San Jose St. (1/14/25)	27, three times	2, twice
FTAs	35, twice	8, twice	38, Boise State (1/15/22)	4, San Diego St (2/25/23)
FT%	1.00, at Colorado St. (12/28/24)	.467, Grambling St. (11/21/24)	1.00, twice	.400, New Mexico St (12/6/21)
Off Rebs	22, at St. John's (11/17/24)	3, San Diego St (1/11/25)	29, at San Jose State (2/17/23)	2, vs. Toledo (11/21/23)
Def Rebs	37, New Mexico State (12/7/24)	17, Western NM (12/14/24)	38, twice	15, No. Colorado (11/27/22)
Total Rebs	49, twice	24, Western NM (12/14/24)	52, Boise State (1/15/22)	22, No. Colorado (11/27/22)
Rebound Margin	+17, at St. John's (11/17/24)	-	+27, Boise State (1/15/22)	-
Fouls	28, Nevada (1/3/25)	9, at Colorado St. (12/28/24)	30, Southern Utah (11/7/22)	9, at Colorado St. (12/28/24)
Assists	20, twice	10, twice	23, twice	7, Prairie View A&M (12/20/22)
Turnovers	24, Western NM (12/14/24)	10, three times	26, vs. Santa Clara (12/9/23)	4, San Jose State (1/17/23)
Blocks	8, San Diego St (1/11/25)	0, vs. USC (11/29/24)	9, twice	0, numerous times
Steals	12, vs. UCLA (11/8/24)	2, at Wyoming (1/7/25)	15, vs. UAB (11/25/21)	1, twice
Double Figure Scorers	5, three times	1, twice	6, Utah State (1/8/22)	0, Nevada (1/28/24)
Players to Score	10, three times	7, seven times	12, UTSA (12/10/22)	5, at Air Force (1/20/24)

Bold denotes school record



2024-25 LOBO BASKETBALL

SUPERLATIVES...

LARGEST LEAD AT ANY TIME:	53 (122-69), vs. Western New Mexico (Dec. 14)
LARGEST DEFICIT AT ANY TIME:	16 (24-40), at St. John's (Nov. 17)
LARGEST DEFICIT OVERCOME TO WIN:	14 (18-32), at Wyoming (Jan. 7)
LARGEST LEAD SURRENDERED IN A LOSS:	14 (33-19), vs. New Mexico State (Dec. 7)
LARGEST HALFTIME LEAD:	27, (48-21), vs. Boise State (Jan. 17)
LARGEST HALFTIME DEFICIT:	14 (18-32), at Wyoming (Jan. 7)
LARGEST HALFTIME DEFICIT OVERCOME TO WIN:	14 (18-32), at Wyoming (Jan. 7)
LARGEST HALFTIME LEAD SURRENDERED IN A LOSS:	4 (35-31), at San Jose State (Jan. 14)
MOST CONSECUTIVE POINTS SCORED:	22, vs. Western New Mexico (Dec. 14)
MOST CONSECUTIVE POINTS ALLOWED:	13, twice

SPECIALTY STATS...

POINTS OFF TURNOVERS	NEW MEXICO	OPPONENT
Average	18.8	10.7
High	45 vs. Western NM (Dec. 14)	21, by St. John's (Nov. 17)
Low	6 vs. San Jose St (Dec. 4)	1, by San Diego St (Jan. 11)

2ND CHANCE POINTS	NEW MEXICO	OPPONENT
Average	11.2	9.7
High	24, vs. Texas Southern (Nov. 24)	25, by St. John's (Nov. 17)
Low	2, twice	1, by San Diego St (Jan. 11)

POINTS IN THE PAINT	NEW MEXICO	OPPONENT
Average	41.1	31.6
High	62 vs. Western NM (Dec. 14)	48, by St. John's (Nov. 17)
Low	24, at Wyoming (Jan. 7)	18, by Texas Southern (Nov. 24)

FAST BREAK POINTS	NEW MEXICO	OPPONENT
Average	18.3	10.2
High	38 vs. Western NM (Dec. 14)	14, twice
Low	3 at Wyoming (Jan. 7)	2, by San Diego St (Jan. 11)

BENCH POINTS	NEW MEXICO	OPPONENT
Average	22.5	23.4
High	74 vs. Western NM (Dec. 14)	35, twice
Low	6, twice	8, by St. John's (Nov. 17)

LOBO LEADERS...

POINTS	2024-25	CAREER
Donovan Dent	12	22
Nelly Junior Joseph	6	9
Mustapha Amzil	3	4
Tru Washington	2	2
CJ Noland	1	1
Jovan Milicevic	1	1

ASSISTS	2024-25	CAREER
Donovan Dent	20	53
Tru Washington	1	1
Mustapha Amzil	-	2

BLOCKS	2024-25	CAREER
Nelly Junior Joseph	12	25
Atiki Ally Atiki	6	6
Donovan Dent	2	18
Mustapha Amzil	2	4
CJ Noland	2	2
Tru Washington	1	2
Filip Borovicinan	1	1
Jovan Milicevic	1	1
Quinton Webb	-	1

REBOUNDS	2024-25	CAREER
Nelly Junior Joseph	13	28
Mustapha Amzil	2	3
Filip Borovicinan	2	2
Atiki Ally Atiki	2	2
Tru Washington	1	2
Donovan Dent	1	1

STEALS	2024-25	CAREER
Donovan Dent	7	23
Tru Washington	7	14
CJ Noland	4	4
Nelly Junior Joseph	3	9
Kayde Dotson	3	3
Mustapha Amzil	2	4
Filip Borovicinan	2	2
Atiki Ally Atiki	1	1
Braden Appelhans	1	1
Quinton Webb	-	1

NEW MEXICO'S RECORD...

Home.....	11-1
Road	3-2
Neutral	2-1
Ranked Opponent (either AP or Coaches).....	1-1
Unranked Opponent.....	15-3
Leads at halftime	14-2
Trails at halftime	2-2
Tied at halftime.....	0-0
Goes into overtime.....	1-1
Leads by 10 or more points.....	13-2
Trails by 10 or more points.....	2-3
Shoots 50% or better	7-0
Shoots less than 50%	9-4
Shoots less than 45%	5-4
Shoots less than 40%	3-2
Opponent shoots 50% or better.....	1-2
Opponent shoots less than 50%.....	15-2
Opponent shoots less than 45%.....	12-1
Opponent shoots less than 40%.....	6-0
Has higher FG% than opponent	14-0
Has lower FG% than opponent.....	2-4
Has same FG% as opponent.....	0-0
Outrebounds its opponent	11-2
Outrebounded by opponent.....	2-2
Has same rebounds as opponent	3-0
Has more offensive rebounds than opponent.....	10-2
Has fewer offensive rebounds than opponent.....	6-1
Has same offensive rebounds as opponent	0-1
Has fewer turnovers than opponent.....	13-3
Has more turnovers than opponent	3-1
Has same turnovers as opponent.....	0-0
Has fewer than 10 turnovers	4-2
Opponent has fewer than 10 turnovers.....	0-0
Shoots more FTs than opponent	12-3
Shoots fewer FTs than opponent.....	3-1
Shoots the same FTs as opponent.....	0-0
Has game decided by 10 points or less or OT	7-3
Has game decided by 5 points or less or OT	1-3
Scores <60 points	0-0
Scores 60-69 points	2-0
Scores 70-79 points	3-2
Scores 80-89 points	5-2
Scores 90+ points	6-0
Allows <60 points.....	3-0
Allows 60-69 points.....	5-0
Allows 70-79 points.....	4-1
Allows 80-89 points.....	4-3
Allows 90+ points.....	0-0
Wins the tip	11-2
Loses the tip.....	5-2
White uniforms.....	10-0
White uniforms (turquoise trim)	0-2
Red uniforms	3-1
Red uniforms (turquoise trim).....	1-1
Turquoise uniforms	1-0
Yellow statehood uniforms	1-0



Season Highs

Pts	23	at Fresno State (12/31/24)
Reb	8	vs. Texas Southern (11/24/24)
FG	11	at Fresno State (12/31/24)
FGA	17	at Fresno State (12/31/24)
3FG	3	vs. Arizona State (11/28/24)
3FGA	9	vs. Nicholls (11/4/24)
FT	8	vs. UCLA (11/8/24)
FTA	8	vs. UCLA (11/8/24)
Ast	3	six times
Blk	3	vs. Nicholls (11/4/24)
Stl	3	five times
Min	31	vs. New Mexico State (12/7/24)

Career Highs

23	twice
8	vs. Texas Southern (11/24/24)
11	at Fresno State (12/31/24)
18	at Florida Atlantic (1/28/24) ^{NT}
4	vs. Tulane (3/14/24) ^{NT}
9	vs. Nicholls (11/4/24)
8	vs. UCLA (11/8/24)
9	vs. Tulane (3/14/24) ^{NT}
5	four times
3	vs. Nicholls (11/4/24)
4	at Boise State (12/5/23) ^{NT}
36	vs. Tulane (1/6/24) ^{NT}

MW Career Highs

23	at Fresno State (12/31/24)
5	twice
11	at Fresno State (12/31/24)
17	at Fresno State (12/31/24)
2	vs. Fresno State (1/20/25)
6	twice
2	twice
4	vs. Nevada (1/3/25)
3	twice
1	at San Jose State (1/14/25)
1	at Fresno State (12/31/24)
23	vs. Nevada (1/3/25)

8.3 PPG | 3.1 RPG | 21.3 MPG | 1.6 APG

2024-25 GAME-BY-GAME

Opponent	MP	FG-A	3G-A	FT-A	O-D-T	PF	A	TO	BS	ST	TP
Nicholls	22	4-14	1-9	1-3	2-1-3	2	1	1	3	1	10
vs. UCLA	19	2-5	1-2	8-8	0-1-1	5	1	0	0	3	13
A&M-Corpus Christi	16	1-7	1-5	2-2	0-3-3	5	1	3	0	3	5
at St. John's	28	5-12	2-5	3-5	4-0-4	4	3	2	1	3	15
Grambling State*	28	2-7	2-6	2-2	1-3-4	1	3	0	0	3	8
Texas Southern*	21	3-6	0-2	0-1	2-6-8	2	1	1	0	2	6
vs. Arizona State*	30	4-7	3-3	2-2	0-4-4	3	2	1	0	2	13
vs. USC*	23	3-8	0-4	0-4	0-3-3	3	0	1	0	2	6
San Jose State					-INJ-						
New Mexico State*	31	3-12	1-6	0-0	0-0-0	3	3	1	0	2	7
Western NM*	13	3-6	1-3	2-2	1-1-2	1	3	0	0	3	9
VCU*	17	0-2	0-2	0-0	0-3-3	5	1	1	0	0	0
at Colorado State	20	5-7	1-2	0-0	1-3-4	1	1	4	0	0	11
at Fresno State	22	11-17	1-6	0-0	1-2-3	1	3	2	0	1	23
Nevada	23	2-5	1-4	2-4	1-2-3	4	2	0	0	0	7
at Wyoming	14	0-3	0-2	2-2	0-1-1	3	0	0	0	0	2
San Diego State	14	1-5	0-2	0-0	0-1-1	1	0	0	0	0	2
at San Jose State	22	1-9	0-2	1-2	1-4-5	1	2	1	1	0	3
Boise State	21	4-5	1-2	0-0	0-1-1	2	1	0	0	0	9
Fresno State	21	3-13	2-6	0-0	1-4-5	2	3	2	0	0	8

* game started

SEASON NOTES


- Tri-Captain
- Had eight points and five rebounds vs. Fresno State (Jan. 20)
- Had nine points (4-5 FG) vs. Boise State (Jan. 17)
- Tied a career high with 23 points at Fresno State (Dec. 31), the most points off the bench by a Lobo in three years
- Had 11 points (5-7 FG) and four rebounds in MW debut at Colorado State (Dec. 28)
- Scored 13 points (3-3 3FG) vs. Arizona State (Nov. 28)
- Had six points and a career-high eight rebounds vs. Texas Southern (Nov. 24)
- Had eight points, three assists and three steals vs. Grambling State in first start of the season (Nov. 21)
- Had 15 points, four rebounds and three assists at No. 22 St. John's (Nov. 17)
- Had 13 points (8-8 FT) vs. No. 22 UCLA (Nov. 8)
- Scored 10 points and had a career-high three blocks in his UNM debut vs. Nicholls (Nov. 4)
- Had two points in the exhibition vs. UTEP (Oct. 28)

	2024-25	CAREER	STREAK
Double Figure Scoring	6	29	-
20-Point Games	1	3	-

CAREER STATISTICS

Year	G-GS	Min-Avg.	FG-FGA	Pct.	3FG-3FGA	Pct.	FT-FTA	Pct.	Off-Def.	Reb-Avg.	PF-DQ	Ast	TO	Blk	Stl	Pts-Avg
2021-22 %	33-0	416-12.6	52-97	.536	17-39	.436	9-13	.692	7-41	48-1.5	34-0	22	26	3	22	130-3.9
Conf	16-0	192-12.0	22-42	.524	7-17	.412	5-7	.714	2-16	18-1.1	17-0	7	12	1	9	56-3.5
2022-23 %	26-8	378-14.5	30-84	.357	13-55	.236	10-19	.526	5-30	35-1.3	19-0	15	20	1	12	83-3.2
Conf	13-0	193-14.8	17-43	.395	8-31	.258	6-9	.667	4-11	15-1.2	8-0	10	9	0	6	48-3.7
2023-24 ^	29-20	757-26.1	111-254	.437	33-86	.384	60-87	.690	11-70	81-2.8	59-0	58	52	7	28	315-10.9
Conf	13-8	380-29.2	55-139	.396	9-41	.220	31-44	.705	5-34	39-3.0	26-0	29	25	2	11	150-11.5
2024-25	19-7	404-21.3	57-150	.380	18-73	.247	25-37	.676	15-43	58-3.1	49-3	31	20	5	25	157-8.3
Conf	8-0	157-19.6	27-64	.422	6-26	.231	5-8	.625	5-18	23-2.9	15-0	12	9	1	1	65-8.1
CAREER	107-35	1957-18.3	250-585	.427	81-253	.320	104-156	.667	38-184	222-2.1	161-3	126	118	16	87	685-6.4

% at Oklahoma | ^ at North Texas



Season Highs

Pts	18	vs. Western New Mexico (12/14/24)
Reb	4	vs. Western New Mexico (12/14/24)
FG	5	twice
FGA	8	twice
3FG	5	vs. Western New Mexico (12/14/24)
3FGA	8	vs. Western New Mexico (12/14/24)
FT	3	vs. Western New Mexico (12/14/24)
FTA	4	vs. Western New Mexico (12/14/24)
Ast	2	three times
Blk	2	vs. Texas Southern (11/24/24)
Stl	2	at Colorado State (12/28/24)
Min	23	vs. Western New Mexico (12/14/24)

Career Highs

14	twice
5	vs. Western New Mexico (12/6/22)
5	three times
8	three times
5	vs. Western New Mexico (12/14/24)
8	vs. Western New Mexico (12/14/24)
3	vs. Western New Mexico (12/14/24)
4	vs. Western New Mexico (12/14/24)
3	vs. Eastern New Mexico (12/29/23)
2	twice
2	at Colorado State (12/28/24)
23	vs. Western New Mexico (12/14/24)

MW Career Highs

6	vs. Fresno State (1/20/25)
2	twice
2	vs. Fresno State (1/20/25)
8	vs. Fresno State (1/20/25)
2	vs. Fresno State (1/20/25)
6	vs. Fresno State (1/20/25)
--	
--	
2	twice
1	twice
2	at Colorado State (12/28/24)
19	vs. San Jose State (12/4/24)

4.4 PPG | 0.9 RPG | 12.1 MPG | 43% 3FG

2024-25 GAME-BY-GAME

Opponent	MP	FG-A	3G-A	FT-A	O-D-T	PF	A	TO	BS	ST	TP
Nicholls	9	1-4	1-4	0-0	0-0-0	0	0	0	0	1	3
vs. UCLA	4	1-1	1-1	0-0	0-1-1	1	0	0	0	0	3
A&M-Corpus Christi	10	1-1	1-1	0-0	0-2-2	0	0	0	0	1	3
at St. John's	7	0-1	0-1	0-0	1-0-1	0	1	0	0	0	0
Grambling State	14	2-3	1-2	1-2	0-1-1	2	0	1	0	0	6
Texas Southern	14	1-3	1-2	0-0	0-0-0	0	2	0	2	1	3
vs. Arizona State	4	0-0	0-0	0-0	0-1-1	0	0	0	0	0	0
vs. USC	17	3-7	2-5	1-1	1-0-1	1	0	0	0	0	9
San Jose State*	19	1-5	1-4	0-0	0-2-2	0	1	0	1	0	3
New Mexico State	16	5-7	4-6	0-0	0-0-0	0	1	0	0	0	14
Western NM	23	5-8	5-8	3-4	0-4-4	3	1	0	0	1	18
VCU	17	1-2	1-1	1-2	0-1-1	5	0	1	0	0	4
at Colorado State	16	1-2	1-2	0-0	1-0-1	1	1	0	0	2	3
at Fresno State	14	1-4	1-4	0-0	0-0-0	0	0	0	0	0	3
Nevada	16	1-4	1-4	0-0	0-1-1	1	2	1	1	1	3
at Wyoming	7	0-0	0-0	0-0	0-0-0	1	0	0	0	1	0
San Diego State	5	0-0	0-0	0-0	0-0-0	0	0	0	0	0	0
at San Jose State	4	1-4	0-2	0-0	0-0-0	1	0	0	0	0	2
Boise State					-INJ-						
Fresno State	14	2-8	2-6	0-0	1-1-2	2	2	1	0	0	6

* game started

SEASON NOTES

- Had a MW high six points vs. Fresno State (Jan. 20)
- Set a career high with 18 points (5-8 3FG) vs. Western New Mexico (Dec. 14)
- Had 14 points (4-6 3FG) vs. New Mexico State (Dec. 7)
- Had three points in first career start vs. San Jose State (Dec. 4)
- Scored nine points vs. USC (Nov. 29)
- Had three points and matched a career high with two blocks vs. Texas Southern (Nov. 24)
- Had six points vs. Grambling State (Nov. 21)
- Scored three points vs. Texas A&M-Corpus Christi (Nov. 12)
- Had three points vs. No. 22 UCLA (Nov. 8)
- Scored three points vs. Nicholls (Nov. 4)
- Had four points in the exhibition vs. UTEP (Oct. 28)

	2024-25	CAREER	STREAK
Double Figure Scoring	2	4	-

CAREER STATISTICS

Year	G-GS	Min-Avg.	FG-FGA	Pct.	3FG-3FGA	Pct.	FT-FTA	Pct.	Off-Def.	Reb-Avg.	PF-DQ	Ast	TO	Blk	Stl	Pts-Avg
2022-23	10-0	62-6.2	4-15	.267	2-11	.182	0-2	.000	0-12	12-1.2	5-0	1	1	3	1	10-1.0
Conf	2-0	2-1.0	0-1	.000	0-0	.000	0-0	.000	0-0	0-0.0	0-0	0	0	0	0	0-0.0
2023-24	16-0	94-5.9	13-34	.382	10-25	.400	4-4	1.000	1-8	9-0.6	8-0	5	5	1	4	40-2.5
Conf	4-0	11-2.8	0-2	.000	0-1	.000	0-0	.000	0-2	2-0.5	1-0	0	0	0	0	0-0.0
2024-25	19-1	229-12.1	27-64	.422	23-53	.434	6-9	.667	4-14	18-0.9	18-1	11	4	4	8	83-4.4
Conf	8-1	93-11.7	7-27	.259	6-22	.273	0-0	.000	2-4	6-0.8	6-0	6	2	2	4	20-2.5
CAREER	45-1	385-8.6	44-113	.389	35-89	.393	10-15	.667	5-34	39-0.9	31-1	17	10	8	13	133-3.0

Junior | Guard | 6-2 | 185 | Riverside, CA | Centennial HS



Season Highs

Pts	40	vs. VCU (12/18/24)
Reb	6	vs. USC (11/29/24)
FG	14	vs. VCU (12/18/24)
FGA	26	vs. VCU (12/18/24)
3FG	2	twice
3FGA	4	vs. VCU (12/18/24)
FT	12	vs. Arizona State (11/28/24)
FTA	15	vs. Arizona State (11/28/24)
Ast	11	twice
Blk	2	three times
Stl	5	at Fresno State (12/31/24)
Min	39	twice

Career Highs

40	vs. VCU (12/18/24)
6	four times
14	vs. VCU (12/18/24)
26	vs. VCU (12/18/24)
2	three times
4	twice
12	vs. Arizona State (11/28/24)
15	vs. Arizona State (11/28/24)
14	vs. Utah State (1/16/24)
3	twice
5	twice
39	twice

MW Career Highs

31	vs. Boise State (1/31/24)
6	at Wyoming (2/6/24)
12	vs. Boise State (1/31/24)
18	vs. Boise State (1/31/24)
2	twice
4	vs. Wyoming (1/6/24)
9	at Wyoming (1/7/25)
10	vs. San Jose State (12/4/24)
14	vs. Utah State (1/16/24)
3	vs. Boise State (1/20/23)
5	twice
39	vs. Nevada (1/3/25)

18.9 PPG | 6.9 APG | 33.7 MPG | 1.6 SPG

2024-25 GAME-BY-GAME

Opponent	MP	FG-A	3G-A	FT-A	O-D-T	PF	A	TO	BS	ST	TP
Nicholls*	38	5-11	0-2	5-7	0-0-0	0	11	2	1	3	15
vs. UCLA*	34	8-13	0-1	1-4	0-1-1	1	8	9	0	2	17
A&M-Corpus Christi*	30	7-10	1-1	10-14	0-0-0	2	10	0	0	2	25
at St. John's*	37	5-12	1-2	1-2	1-2-3	2	6	2	1	1	12
Grambling State*	34	7-13	2-2	6-8	1-1-2	0	8	4	2	1	22
Texas Southern*	25	4-9	0-1	3-4	1-1-2	2	5	0	1	1	11
vs. Arizona State*	35	9-21	0-1	12-15	0-1-1	2	7	0	1	0	30
vs. USC*	36	6-12	1-2	4-4	1-5-6	1	11	4	1	1	17
San Jose State*	38	6-16	1-2	7-10	0-3-3	2	5	4	1	1	20
New Mexico State*	37	5-12	0-0	5-8	1-2-3	3	4	2	1	0	15
Western NM*	19	5-8	1-1	0-0	0-1-1	1	8	2	1	4	11
VCU*	39	14-26	2-4	10-11	0-5-5	1	4	3	0	1	40
at Colorado State*	36	7-16	0-1	0-0	0-2-2	1	6	3	0	0	14
at Fresno State*	34	7-13	0-2	4-5	0-5-5	0	6	4	2	5	18
Nevada*	39	6-11	0-0	8-9	0-0-0	3	6	5	1	1	20
at Wyoming*	38	6-13	1-2	9-9	0-3-3	2	6	3	1	2	22
San Diego State*	31	6-12	0-2	4-6	0-1-1	1	5	3	0	3	16
at San Jose State*	34	7-14	0-2	3-4	0-2-2	1	5	1	0	1	17
Boise State*	27	6-12	1-2	3-3	0-1-1	1	7	4	2	1	16
Fresno State*	32	9-17	0-2	2-3	0-4-4	2	9	0	1	2	20

* game started

SEASON NOTES

- Tri-Captain
- Preseason All-Mountain West Team
- Two-time MW Player of the Week (Dec. 23, Jan. 13)
- Had 20 points and nine assists vs. Fresno State (Jan. 20)
- Scored 16 points, including his 1,000th career point, vs. San Diego State (Jan. 11)
- Had 22 points and six assists at Wyoming (Jan. 7)
- Scored a career-high 40 points vs. VCU (Dec. 18)
- Had 20 points (18 in 2nd half) vs. San Jose State (Dec. 4)
- Double-double with 17 points and 11 assists vs. USC (Nov. 29)
- Had 30 points and seven assists vs. Arizona St (Nov. 28)
- Had 22 points and eight assists vs. Grambling (Nov. 21)
- 1st Lobo in history to have a 25 point/10 assist/0 turnover game vs. Texas A&M-Corpus Christi (Nov. 12)
- Had 17 points and eight assists vs. No. 22 UCLA (Nov. 8)
- Fourth career double-double with 15 points and 11 assists vs. Nicholls (Nov. 4)

UNM CAREER RECORD BOOK

	Total	Rank	Up Next
Points:	1,063	33rd	Chad Toppert (1,067-32nd)
Assists:	406	9th	Willie Banks (419-8th)
Steals:	115	18th	Jamal Fenton (117-17th)

	2024-25	CAREER	STREAK
Double-Doubles	3	6	-
Double Figure Scoring	20	51	20
20-Point Games	8	16	1
30-Point Games (40 pt)	2 (1)	3 (1)	-
10-Assist Games	3	6	-

CAREER STATISTICS

Year	G-GS	Min-Avg.	FG-FGA	Pct.	3FG-3FGA	Pct.	FT-FTA	Pct.	Off-Def.	Reb-Avg.	PF-DQ	Ast	TO	Blk	Stl	Pts-Avg
2022-23	34-2	629-18.5	69-136	.507	4-19	.211	50-73	.685	10-59	69-2.0	61-1	79	55	25	30	192-5.6
Conf	18-2	319-17.7	31-67	.463	2-13	.154	24-34	.706	4-31	35-1.9	35-1	31	30	10	17	88-4.9
2023-24	35-35	1096-31.3	195-375	.520	15-40	.375	88-129	.682	13-75	88-2.5	67-0	190	79	24	53	493-14.1
Conf	18-18	585-32.5	96-186	.516	8-23	.348	48-66	.727	6-38	44-2.4	37-0	92	37	14	21	248-13.8
2024-25	20-20	673-33.7	135-271	.498	11-32	.344	97-126	.770	5-40	45-2.3	28-0	137	55	17	32	378-18.9
Conf	9-9	310-34.4	60-124	.484	3-15	.200	40-49	.816	0-21	21-2.3	13-0	55	27	8	16	163-18.1
CAREER	89-57	2398-26.9	399-782	.510	30-91	.330	235-328	.716	28-174	202-2.3	156-1	406	189	66	115	1063-11.9

Sophomore | Guard | 6-4 | 205 | Phoenix, AZ | AZ Compass Prep



Season Highs

Pts	20	vs. USC (11/29/24)
Reb	10	vs. Texas Southern (11/24/24)
FG	8	vs. Texas Southern (11/24/24)
FGA	14	vs. Grambling State (11/21/24)
3FG	3	five times
3FGA	7	three times
FT	4	twice
FTA	7	vs. A&M-Corpus Christi (11/12/24)
Ast	6	at Fresno State (12/31/24)
Blk	1	five times
Stl	5	three times
Min	32	twice

Career Highs

21	vs. New Mexico State (12/2/23)
12	vs. Pepperdine (11/24/23)
8	vs. Texas Southern (11/24/24)
14	vs. Grambling State (11/21/24)
3	six times
7	three times
8	vs. New Mexico State (12/2/23)
10	vs. New Mexico State (12/2/23)
6	twice
2	vs. Utah State (1/16/24)
5	five times
33	vs. Pepperdine (11/24/23)

MW Career Highs

14	twice
6	vs. UNLV (2/10/24)
6	twice
13	vs. San Jose State (12/4/24)
3	three times
7	twice
4	vs. Nevada (1/3/25)
6	vs. Nevada (1/3/25)
6	at Fresno State (12/31/24)
2	vs. Utah State (1/16/24)
5	twice
31	vs. San Jose State (12/4/24)

10.4 PPG | 3.7 RPG | 26.1 MPG | 1.8 SPG

2024-25 GAME-BY-GAME

Opponent	MP	FG-A	3G-A	FT-A	O-D-T	PF	A	TO	BS	ST	TP
Nicholls*	20	4-8	2-3	2-2	1-3-4	4	0	1	0	2	12
vs. UCLA*	30	1-7	0-3	1-2	2-3-5	2	2	3	0	5	3
A&M-Corpus Christi*	31	5-12	1-4	4-7	3-2-5	3	2	1	0	2	15
at St. John's*	32	3-10	1-2	2-3	0-2-2	5	2	1	0	1	9
Grambling State*	26	6-14	1-3	2-2	0-3-3	2	0	3	0	5	15
Texas Southern*	28	8-13	3-4	0-1	5-5-10	1	3	1	0	4	19
vs. Arizona State*	27	1-8	0-3	0-0	3-2-5	4	0	0	0	2	2
vs. USC*	32	7-12	3-7	3-4	1-3-4	1	4	3	0	2	20
San Jose State*	31	5-13	3-7	0-0	2-3-5	0	2	2	0	0	13
New Mexico State*	21	3-9	2-4	0-0	3-2-5	2	1	1	1	0	8
Western NM	17	5-10	1-1	1-2	1-4-5	0	5	2	0	1	12
VCU					-INJ-						
at Colorado State*	20	0-7	0-3	2-2	1-1-2	1	1	1	0	1	2
at Fresno State*	29	6-9	2-2	0-0	0-1-1	1	6	2	0	0	14
Nevada*	25	1-4	0-1	4-6	0-1-1	3	0	2	0	0	6
at Wyoming*	26	1-7	0-3	1-2	0-3-3	2	0	0	1	2	3
San Diego State*	29	5-10	3-7	0-4	0-5-5	1	1	1	1	1	13
at San Jose State*	25	2-7	0-2	2-3	2-1-3	3	2	0	0	5	6
Boise State*	27	5-8	1-1	2-2	0-2-2	3	5	0	1	1	13
Fresno State*	22	5-9	3-5	0-0	0-1-1	0	2	0	1	1	13

* game started

SEASON NOTES

- Scored 13 points vs. Fresno State (Jan. 20)
- Had 13 points and five assists vs. Boise State (Jan. 17)
- Had 13 points and five rebounds vs. San Diego St. (Jan. 11)
- Had 14 points and six assists at Fresno State (Dec. 31)
- Had 12 points, five rebounds and five assists vs. Western New Mexico (Dec. 14)
- Had 13 points and five rebounds vs. San Jose State (Dec. 4)
- Season-high 20 points and four assists vs. USC (Nov. 29)
- Second career double-double with 19 points and 10 rebounds vs. Texas Southern (Nov. 24)
- Had 15 points and five steals vs. Grambling State (Nov. 21)
- Had 15 points vs. Texas A&M-Corpus Christi (Nov. 12)
- Tied career high with five steals vs. No. 22 UCLA (Nov. 8)
- Scored 12 points vs. Nicholls (Nov. 4)
- Had 17 points, six rebounds and four steals in the exhibition vs. UTEP (Oct. 28)

	2024-25	CAREER	STREAK
Double-Doubles	1	2	-
Double Figure Scoring	11	20	2
20-Point Games	1	2	-
10-Rebound Games	1	2	-

CAREER STATISTICS

Year	G-GS	Min-Avg.	FG-FGA	Pct.	3FG-3FGA	Pct.	FT-FTA	Pct.	Off-Def.	Reb-Avg.	PF-DQ	Ast	TO	Blk	Stl	Pts-Avg
2023-24	35-1	622-17.8	86-204	.422	20-71	.282	40-59	.678	29-86	115-3.3	63-0	44	37	8	49	232-6.6
Conf	18-0	275-15.3	33-91	.363	7-35	.200	12-19	.632	13-29	42-2.3	30-0	16	12	5	28	85-4.7
2024-25	19-18	496-26.1	73-177	.412	26-65	.400	26-42	.619	24-47	71-3.7	38-1	38	24	5	35	198-10.4
Conf	9-9	233-25.9	30-74	.405	12-31	.387	11-19	.579	5-18	23-2.6	14-0	19	8	4	11	83-9.2
CAREER	54-19	1118-20.7	159-381	.417	46-136	.338	66-101	.653	53-133	186-3.4	101-1	82	61	13	84	430-8.0

Freshman | Guard | 6-2 | 190 | Beaumont, Texas | Beaumont United HS



Season Highs

Pts	18	vs. A&M-Corpus Christi (11/12/24)
Reb	3	vs. VCU (12/18/24)
FG	6	vs. A&M-Corpus Christi (11/12/24)
FGA	7	vs. A&M-Corpus Christi (11/12/24)
3FG	3	twice
3FGA	5	vs. Texas Southern (11/24/24)
FT	3	vs. A&M-Corpus Christi (11/12/24)
FTA	4	vs. A&M-Corpus Christi (11/12/24)
Ast	6	vs. Western New Mexico (12/14/24)
Blk	1	vs. San Diego State (1/11/25)
Stl	2	four times
Min	21	vs. Western New Mexico (12/14/24)

Career Highs

18	vs. A&M-Corpus Christi (11/12/24)
3	vs. VCU (12/18/24)
6	vs. A&M-Corpus Christi (11/12/24)
7	vs. A&M-Corpus Christi (11/12/24)
3	twice
5	vs. Texas Southern (11/24/24)
3	vs. A&M-Corpus Christi (11/12/24)
4	vs. A&M-Corpus Christi (11/12/24)
6	vs. Western New Mexico (12/14/24)
1	vs. San Diego State (1/11/25)
2	four times
21	vs. Western New Mexico (12/14/24)

MW Career Highs

6	at Colorado State (12/28/24)
1	twice
2	twice
5	vs. San Diego State (1/11/25)
2	at Colorado State (12/28/24)
4	vs. San Diego State (1/11/25)
2	vs. Boise State (1/17/25)
2	vs. Boise State (1/17/25)
1	four times
1	vs. San Diego State (1/11/25)
2	twice
13	vs. Boise State (1/17/25)

3.4 PPG | 1.2 APG | 8.9 MPG | 43% 3FG

2024-25 GAME-BY-GAME

Opponent	MP	FG-A	3G-A	FT-A	O-D-T	PF	A	TO	BS	ST	TP
Nicholls	10	1-4	1-4	0-2	0-0-0	2	0	0	0	0	3
vs. UCLA	6	0-1	0-1	0-0	0-1-1	0	0	2	0	0	0
A&M-Corpus Christi	15	6-7	3-4	3-4	0-1-1	2	3	1	0	2	18
at St. John's	4	0-2	0-1	0-0	0-1-1	0	1	1	0	1	0
Grambling State	6	0-0	0-0	1-2	0-0-0	1	4	0	0	0	6
Texas Southern	15	3-6	3-5	1-2	0-0-0	1	2	0	0	0	10
vs. Arizona State	5	0-0	0-0	0-0	0-0-0	0	0	0	0	0	0
vs. USC	4	0-0	0-0	0-0	0-0-0	2	0	0	0	0	0
San Jose State	2	0-0	0-0	0-0	0-0-0	1	1	0	0	0	0
New Mexico State	17	2-6	1-3	1-2	1-1-2	4	3	0	0	0	6
Western NM	21	3-5	0-1	2-2	0-0-0	1	6	1	0	1	8
VCU	15	1-4	0-1	0-0	0-3-3	0	0	1	0	2	2
at Colorado State	4	2-4	2-2	0-0	0-0-0	1	0	0	0	2	6
at Fresno State	6	2-3	1-2	0-0	0-0-0	1	0	1	0	0	5
Nevada	6	0-1	0-0	0-0	0-0-0	0	0	1	0	1	0
at Wyoming	4	0-1	0-0	0-0	0-1-1	0	0	0	0	2	0
San Diego State	11	1-5	1-4	0-0	0-1-1	2	1	0	1	0	3
at San Jose State	5	0-0	0-0	0-0	0-0-0	0	0	1	0	0	0
Boise State	13	1-1	1-1	2-2	0-0-0	0	1	1	0	0	5
Fresno State	8	0-1	0-1	0-0	0-0-0	0	1	2	0	0	0

* game started


SEASON NOTES

- Had five points vs. Boise State (Jan. 17)
- Scored three points vs. San Diego State (Jan. 11)
- Had five points at Fresno State (Dec. 31)
- Scored first MW points (six, 2-2 3FG) at Colorado State (Dec. 28)
- Had eight points and six assists vs. Western New Mexico (Dec. 14)
- Had six points and three assists vs. New Mexico State (Dec. 7)
- Scored 10 points vs. Texas Southern (Nov. 24)
- Had four assists vs. Grambling State (Nov. 21)
- First career double figure game with 18 points (6-7 FG) vs. Texas A&M-Corpus Christi (Nov. 12)
- Scored first three career points vs. Nicholls in collegiate debut (Nov. 4)
- Had one point in the exhibition vs. UTEP (Oct. 28)

	2024-25	CAREER	STREAK
Double Figure Scoring	2	2	-

CAREER STATISTICS

Year	G-GS	Min-Avg.	FG-FGA	Pct.	3FG-3FGA	Pct.	FT-FTA	Pct.	Off-Def.	Reb-Avg.	PF-DQ	Ast	TO	Blk	Stl	Pts-Avg
2024-25	20-0	177-8.9	22-51	.431	13-30	.433	10-16	.625	1-9	10-0.5	18-0	23	12	1	11	67-3.4
Conf	9-0	58-6.4	6-16	.375	5-10	.500	2-2	1.000	0-2	2-0.2	5-0	4	6	1	5	19-2.1
CAREER	20-0	177-8.9	22-51	.431	13-30	.433	10-16	.625	1-9	10-0.5	18-0	23	12	1	11	67-3.4



Season Highs

Pts	9	vs. A&M-Corpus Christi (11/12/24)
Reb	10	vs. Western New Mexico (12/14/24)
FG	4	twice
FGA	4	three times
3FG	--	
3FGA	--	
FT	1	six times
FTA	3	vs. A&M-Corpus Christi (11/12/24)
Ast	2	twice
Blk	5	vs. A&M-Corpus Christi (11/12/24)
Stl	2	vs. San Jose State (12/4/24)
Min	21	vs. A&M-Corpus Christi (11/12/24)

Career Highs

14	vs. Wyoming (12/30/23) ^{BYU}
11	twice
7	vs. Wyoming (12/30/23) ^{BYU}
10	vs. Wyoming (12/30/23) ^{BYU}
--	
1	four times
5	vs. Pepperdine (1/14/23) ^{BYU}
6	twice
3	vs. Southeastern Louisiana (11/15/23) ^{BYU}
5	vs. A&M-Corpus Christi (11/12/24)
3	at Pepperdine (2/9/23) ^{BYU}
26	at Pepperdine (2/12/22) ^{BYU}

MW Career Highs

5	at San Jose State (1/14/25)
4	twice
2	at San Jose State (1/14/25)
3	twice
--	
1	three times
2	twice
1	at Fresno State (12/31/24)
1	four times
2	vs. San Jose State (12/4/24)
18	at San Jose State (1/14/25)

2.7 PPG | 2.9 RPG | 9.8 MPG | 1.0 BPG

2024-25 GAME-BY-GAME

Opponent	MP	FG-A	3G-A	FT-A	O-D-T	PF	A	TO	BS	ST	TP
Nicholls	4	0-3	0-0	0-0	0-1-1	0	0	0	1	0	0
vs. UCLA	7	2-2	0-0	0-0	0-1-1	1	0	0	0	0	4
A&M-Corpus Christi	21	4-4	0-0	1-3	1-4-5	2	2	0	5	0	9
at St. John's	8	0-1	0-0	1-2	4-2-6	2	2	0	0	1	1
Grambling State	11	2-3	0-0	1-2	3-3-6	2	1	2	1	0	5
Texas Southern	13	2-4	0-0	0-0	2-0-2	0	1	1	2	0	4
vs. Arizona State	15	1-2	0-0	0-0	1-4-5	4	0	0	2	0	2
vs. USC	12	2-2	0-0	0-0	0-3-3	1	0	0	2	0	4
San Jose State	5	1-2	0-0	1-2	1-0-1	2	0	0	0	2	3
New Mexico State					-INJ-						
Western NM	17	4-4	0-0	0-0	5-5-10	1	1	1	2	1	8
VCU	9	0-1	0-0	0-2	0-0-0	2	0	0	0	1	0
at Colorado State	9	1-2	0-0	0-0	0-0-0	0	0	0	0	0	2
at Fresno State	5	0-0	0-0	0-0	1-2-3	2	1	0	1	1	0
Nevada	6	0-1	0-0	0-0	0-2-2	4	0	1	0	0	0
at Wyoming	1	0-1	0-0	0-0	0-0-0	0	0	1	0	0	0
San Diego State	10	1-1	0-0	1-1	2-0-2	2	0	1	1	1	3
at San Jose State	18	2-3	0-0	1-2	1-3-4	3	0	0	1	0	5
Boise State	5	0-0	0-0	0-0	0-1-1	2	0	0	0	0	0
Fresno State	11	1-3	0-0	0-0	1-3-4	1	0	0	1	1	2

* game started

SEASON NOTES

- Had five points and four rebounds at San Jose State (Jan. 14)
- Had three points and two rebounds vs. San Diego State (Jan. 11)
- Had eight points (4-4 FG) and 10 rebounds vs. Western New Mexico (Dec. 14)
- Four points (2-2 FG) and three rebounds vs. USC (Nov. 29)
- Had two points and five rebounds vs. Arizona State (Nov. 28)
- Had five points and six rebounds vs. Grambling State (Nov. 21)
- Had nine points (4-4 FG), five rebounds and a career-high five blocks vs. Texas A&M-Corpus Christi (Nov. 12)
- Scored first four points as a Lobo vs. No. 22 UCLA (Nov. 8)
- Had one rebound and one block vs. Nicholls in UNM debut (Nov. 4)
- Had four points and four rebounds in the exhibition vs. UTEP (Oct. 28)

	2024-25	CAREER	STREAK
Double Figure Scoring	-	7	-
Double Figure Rebounds	1	3	-

CAREER STATISTICS

Year	G-GS	Min-Avg.	FG-FGA	Pct.	3FG-3FGA	Pct.	FT-FTA	Pct.	Off-Def.	Reb-Avg.	PF-DQ	Ast	TO	Blk	Stl	Pts-Avg
2021-22 %	32-3	341-10.7	44-76	.579	0-0	.000	9-19	.474	39-55	94-2.9	67-2	9	21	24	1	97-3.0
Conf	15-0	185-12.3	29-48	.604	0-0	.000	2-8	.250	18-25	43-2.9	32-1	4	6	17	1	60-4.0
2022-23 %	33-1	479-14.5	45-88	.511	0-2	.000	35-51	.686	48-70	118-3.6	78-2	17	41	35	12	125-3.8
Conf	15-0	212-14.1	22-39	.564	0-1	.000	20-24	.833	17-26	43-2.9	36-1	9	19	10	6	64-4.3
2023-24 %	23-0	253-11.0	41-66	.621	0-2	.000	11-24	.458	26-41	67-2.9	57-2	7	21	12	7	93-4.0
Conf	11-0	78-7.1	10-16	.625	0-0	.000	5-12	.417	8-5	13-1.2	25-1	0	14	3	2	25-2.3
2024-25	19-0	186-9.8	23-9	.590	0-0	.000	6-14	.429	22-34	56-2.9	31-0	8	7	19	8	52-2.7
Conf	9-0	70-7.7	6-13	.462	0-0	.000	3-5	.600	6-11	17-1.9	16-0	1	3	4	5	15-1.7
CAREER	107-4	1257-11.7	153-269	.569	0-4	.000	61-108	.565	135-200	335-3.1	233-6	41	90	90	28	367-3.4

% at BYU



Season Highs

Pts	4	three times
Reb	4	vs. Grambling State (11/21/24)
FG	2	three times
FGA	3	twice
3FG	1	vs. A&M-Corpus Christi (11/12/24)
3FGA	1	three times
FT	--	
FTA	2	vs. San Jose State (12/4/24)
Ast	1	at Fresno State (12/31/24)
Blk	1	four times
Stl	1	four times
Min	14	vs. A&M-Corpus Christi (11/12/24)

Career Highs

13	at Notre Dame (2/14/24) ^{GT}
8	vs. UMass Lowell (11/14/23) ^{GT}
6	at Notre Dame (2/14/24) ^{GT}
8	at Notre Dame (2/14/24) ^{GT}
1	four times
3	at Cincinnati (11/22/23) ^{GT}
2	vs. Wake Forest (2/6/24) ^{GT}
2	five times
1	five times
1	six times
3	vs. UMass Lowell (11/14/23) ^{GT}
26	at Notre Dame (2/14/24) ^{GT}

MW Career Highs

4	vs. Fresno State (1/20/25)
3	vs. Fresno State (1/20/25)
2	vs. Fresno State (1/20/25)
2	vs. Fresno State (1/20/25)
--	
--	
2	vs. San Jose State (12/4/24)
1	at Fresno State (12/31/24)
--	
1	vs. San Jose State (12/4/24)
4	twice

1.6 PPG | 1.2 RPG | 5.8 MPG | 65% FG

2024-25 GAME-BY-GAME

Opponent	MP	FG-A	3G-A	FT-A	O-D-T	PF	A	TO	BS	ST	TP
Nicholls					-DNP-						
vs. UCLA	10	1-1	0-0	0-1	0-1-1	4	0	0	0	0	2
A&M-Corpus Christi	14	1-1	1-1	0-0	0-1-1	4	0	1	0	1	3
at St. John's	9	1-1	0-0	0-0	0-1-1	0	0	1	0	0	2
Grambling State	7	0-1	0-0	0-0	0-4-4	2	0	1	1	0	0
Texas Southern	5	2-3	0-1	0-0	1-0-1	2	0	1	1	0	4
vs. Arizona State	5	0-1	0-0	0-0	0-1-1	1	0	2	0	0	0
vs. USC					-DNP-						
San Jose State	2	0-1	0-0	0-2	0-0-0	0	0	0	0	1	0
New Mexico State	8	1-1	0-0	0-0	0-1-1	0	0	0	1	1	2
Western NM	7	2-3	0-1	0-0	0-1-1	1	0	0	1	1	4
VCU					-DNP-						
at Colorado State					-DNP-						
at Fresno State	4	1-1	0-0	0-0	1-0-1	2	1	0	0	0	2
Nevada					-DNP-						
at Wyoming					-DNP-						
San Diego State	2	0-0	0-0	0-0	1-1-2	0	0	0	0	0	0
at San Jose State	2	0-0	0-0	0-0	0-0-0	0	0	0	0	0	0
Boise State	3	0-1	0-0	0-0	0-0-0	0	0	0	0	0	0
Fresno State	4	2-2	0-0	0-0	0-3-3	2	0	0	0	0	4

* game started

SEASON NOTES

- Had four points and three rebounds vs. Fresno State (Jan. 20)
- Scored first Mountain West points (two) at Fresno State (Dec. 31)
- Scored four points vs. Western New Mexcio (Dec. 14)
- Had two points vs. New Mexico State (Dec. 7)
- Scored four points vs. Texas Southern (Nov. 24)
- Had two points at St. John's (Nov. 17)
- Scored three points vs. Texas A&M-Corpus Christi (Nov. 12)
- Made Lobo debut vs. No. 22 UCLA, scoring two points (Nov. 8)
- Had four points and two rebounds in the exhibition vs. UTEP (Oct. 28)


	2024-25	CAREER	STREAK
Double Figure Scoring	-	1	-

CAREER STATISTICS

Year	G-GS	Min-Avg.	FG-FGA	Pct.	3FG-3FGA	Pct.	FT-FTA	Pct.	Off-Def.	Reb-Avg.	PF-DQ	Ast	TO	Blk	Stl	Pts-Avg
2023-24 %	20-3	227-11.4	18-38	.474	4-14	.286	3-10	.300	20-33	53-2.7	26-0	4	11	4	11	43-2.2
Conf	11-3	115-10.4	11-22	.500	2-7	.286	2-3	.667	8-15	23-2.1	11-0	2	3	3	4	26-2.4
2024-25	14-0	81-5.8	11-17	.647	1-3	.333	0-3	.000	3-14	17-1.2	18-0	1	6	4	4	23-1.6
Conf	6-0	17-2.8	3-5	.600	0-0	.000	0-2	.000	2-4	6-1.0	4-0	1	0	0	1	6-1.0
CAREER	34-3	308-9.1	29-55	.527	5-17	.294	3-13	.231	23-47	70-2.1	44-0	5	17	8	15	66-1.9

% at Georgia Tech

Sophomore | Forward | 6-9 | 220 | Belgrade, Serbia | KK Beko [Arizona]



Season Highs

Pts	16	at Wyoming (1/7/25)
Reb	11	at Wyoming (1/7/25)
FG	6	at Wyoming (1/7/25)
FGA	10	at Wyoming (1/7/25)
3FG	3	at Wyoming (1/7/25)
3FGA	7	vs. San Diego State (1/11/25)
FT	6	vs. Nevada (1/3/25)
FTA	6	vs. Nevada (1/3/25)
Ast	5	vs. Boise State (1/17/25)
Blk	1	three times
Stl	4	twice
Min	33	vs. VCU (12/18/24)

Career Highs

16	at Wyoming (1/7/25)
11	at Wyoming (1/7/25)
6	at Wyoming (1/7/25)
10	at Wyoming (1/7/25)
3	at Wyoming (1/7/25)
7	vs. San Diego State (1/11/25)
6	vs. Nevada (1/3/25)
6	twice
5	vs. Boise State (1/17/25)
1	four times
4	twice
33	vs. VCU (12/18/24)

MW Career Highs

16	at Wyoming (1/7/25)
11	at Wyoming (1/7/25)
6	at Wyoming (1/7/25)
10	at Wyoming (1/7/25)
3	at Wyoming (1/7/25)
7	vs. San Diego State (1/11/25)
6	vs. Nevada (1/3/25)
6	vs. Nevada (1/3/25)
5	vs. Boise State (1/17/25)
1	twice
4	twice
31	twice

5.9 PPG | 4.7 RPG | 20.4 MPG | 37% 3FG

2024-25 GAME-BY-GAME

Opponent	MP	FG-A	3G-A	FT-A	O-D-T	PF	A	TO	BS	ST	TP
Nicholls*	19	2-6	1-4	0-0	2-5-7	2	2	1	0	0	5
vs. UCLA*	24	2-2	2-2	0-0	0-2-2	3	3	1	0	0	6
A&M-Corpus Christi*	14	0-5	0-2	0-0	1-0-1	2	0	1	0	0	0
at St. John's*	9	0-0	0-0	0-0	0-0-0	0	0	1	0	0	0
Grambling State	9	1-3	0-0	0-0	0-0-0	1	1	0	0	1	2
Texas Southern	10	5-6	1-2	0-0	0-4-4	2	2	1	0	0	11
vs. Arizona State	16	2-5	0-0	0-0	1-0-1	3	0	1	0	1	4
vs. USC	8	0-1	0-1	0-0	0-0-0	0	0	0	0	1	0
San Jose State	31	4-5	1-1	0-1	1-6-7	2	3	0	0	1	9
New Mexico State	13	1-2	0-1	0-2	2-3-5	1	1	1	0	0	2
Western NM*	17	5-9	1-4	2-2	0-1-1	3	1	1	1	0	13
VCU*	33	1-6	0-1	0-0	5-4-9	3	0	1	0	0	2
at Colorado State*	24	4-4	2-2	0-1	1-3-4	3	1	1	1	4	10
at Fresno State*	16	1-4	0-1	1-2	1-3-4	3	1	0	1	1	3
Nevada*	27	1-3	1-2	6-6	2-6-8	4	0	0	0	0	9
at Wyoming*	31	6-10	3-6	1-1	2-9-11	1	0	0	0	0	16
San Diego State*	29	3-9	2-7	1-3	2-7-9	2	2	1	0	0	9
at San Jose State*	29	1-7	0-2	0-0	0-7-7	1	0	3	0	1	2
Boise State*	29	3-4	1-2	2-2	0-10-10	2	5	1	0	4	9
Fresno State*	19	3-5	0-1	0-0	0-3-3	2	1	0	0	1	6

* game started

SEASON NOTES

- Had nine points (3-4 FG), 10 rebounds, career-high five assists and four steals vs. Boise State (Jan. 17)
- Had nine points and nine rebounds vs. San Diego State (Jan. 11)
- Set career highs of 16 points and 11 rebounds for first career double-double at Wyoming (Jan. 7)
- Had nine points and eight rebounds vs. Nevada (Jan. 3)
- Had 10 points (4-4 FG) and a career-high four steals at Colorado State (Dec. 28)
- Had a career-high nine rebounds vs. VCU (Dec. 18)
- Scored 13 points vs. Western New Mexico (Dec. 14)
- Had nine points (4-5 FG), seven rebounds and three assists vs. San Jose State (Dec. 4)
- Had four points vs. Arizona State (Nov. 28)
- Had 11 points (5-6 FG) vs. Texas Southern (Nov. 24)
- Had six points (2-2 3FG) vs. No. 22 UCLA (Nov. 8)
- Had five points and matched a career high with seven rebounds in his UNM debut and first career start vs. Nicholls (Nov. 4)
- Had one point and five rebounds in the exhibition vs. UTEP (Oct. 28)

	2024-25	CAREER	STREAK
Double-Doubles	1		-
Double Figure Scoring	4	5	-
Double Figure Rebounds	2	2	-

CAREER STATISTICS

Year	G-GS	Min-Avg.	FG-FGA	Pct.	3FG-3FGA	Pct.	FT-FTA	Pct.	Off-Def.	Reb-Avg.	PF-DQ	Ast	TO	Blk	Stl	Pts-Avg
2022-23 %	14-0	54-3.9	7-13	.538	2-4	.500	2-3	.667	3-9	12-0.9	8-0	6	5	0	1	18-1.3
Conf	6-0	18-3.0	3-5	.600	1-1	1.000	1-2	.500	1-0	1-0.2	1-0	3	0	0	1	8-1.3
2023-24 %	20-0	111-5.6	16-39	.410	0-12	.000	13-15	.867	12-20	32-1.6	10-0	16	10	1	4	45-2.3
Conf	12-0	50-4.2	7-18	.389	0-5	.000	2-2	1.000	5-8	13-1.1	4-0	13	7	1	2	16-1.3
2024-25	20-14	407-20.4	45-96	.469	15-41	.366	13-20	.650	20-73	93-4.7	40-0	23	15	3	15	118-5.9
Conf	9-8	235-26.1	26-51	.510	10-24	.417	11-16	.688	9-54	63-7.0	20-0	13	6	2	12	73-8.1
CAREER	54-14	572-10.6	68-148	.459	17-57	.298	28-38	.737	35-102	137-2.5	58-0	45	30	4	20	181-3.4

% at Arizona



Season Highs

Pts	3	vs. Western New Mexico (12/14/24)
Reb	2	vs. Texas Southern (11/24/24)
FG	1	twice
FGA	2	twice
3FG	1	vs. Western New Mexico (12/14/24)
3FGA	2	vs. Western New Mexico (12/14/24)
FT	--	
FTA	1	vs. Texas Southern (11/24/24)
Ast	1	twice
Blk	--	
Stl	1	vs. Western New Mexico (12/14/24)
Min	10	vs. Western New Mexico (12/14/24)

Career Highs

7	twice
4	vs. Texas Southern (11/6/23)
3	twice
6	vs. New Mexico State (12/2/23)
1	six times
4	vs. New Mexico State (12/2/23)
1	vs. Texas Southern (11/6/23)
2	twice
1	three times
2	vs. Air Force (3/13/24) ^{MW}
2	four times
19	twice

MW Career Highs

2	twice
1	twice
1	twice
1	four times
--	
1	vs. San Diego State (1/11/25)
--	
--	
2	vs. Air Force (3/13/24) ^{MW}
1	at Utah State (3/9/24)
6	twice

0.5 PPG | 0.5 RPG | 4.1 MPG |

2024-25 GAME-BY-GAME

Opponent	MP	FG-A	3G-A	FT-A	O-D-T	PF	A	TO	BS	ST	TP
Nicholls	1	0-0	0-0	0-0	0-0-0	0	0	0	0	0	0
vs. UCLA	2	0-1	0-1	0-0	0-0-0	0	0	0	0	0	0
A&M-Corpus Christi	4	0-0	0-0	0-0	0-1-1	0	0	1	0	0	0
at St. John's					-DNP-						
Grambling State	3	0-0	0-0	0-0	1-0-1	0	1	0	0	0	0
Texas Southern	8	1-2	0-0	0-1	1-1-2	1	0	0	0	0	2
vs. Arizona State					-DNP-						
vs. USC	2	0-0	0-0	0-0	0-0-0	2	0	1	0	0	0
San Jose State					-DNP-						
New Mexico State					-DNP-						
Western NM	10	1-2	1-2	0-0	0-1-1	1	1	0	0	1	3
VCU					-DNP-						
at Colorado State					-DNP-						
at Fresno State					-DNP-						
Nevada					-DNP-						
at Wyoming					-DNP-						
San Diego State	2	0-1	0-1	0-0	0-0-0	0	0	0	0	0	0
at San Jose State					-DNP-						
Boise State	3	0-0	0-0	0-0	0-0-0	0	0	0	0	0	0
Fresno State	6	0-0	0-0	0-0	0-0-0	0	0	1	0	0	0

* game started

SEASON NOTES

- Scored three points vs. Western New Mexico (Dec. 14)
- Had two points and two rebounds vs. Texas Southern (Nov. 24)
- Scored two points in the exhibition vs. UTEP (Oct. 28)

	2024-25	CAREER	STREAK
Double Figure Scoring	-	-	-

CAREER STATISTICS

Year	G-GS	Min-Avg.	FG-FGA	Pct.	3FG-3FGA	Pct.	FT-FTA	Pct.	Off-Def.	Reb-Avg.	PF-DQ	Ast	TO	Blk	Stl	Pts-Avg
2022-23									Redshirt season							
Conf	--															
2023-24	19-0	170-8.9	16-32	.500	5-17	.294	1-4	.250	7-20	27-1.4	25-0	1	6	3	11	38-2.0
Conf	4-0	16-4.0	1-2	.500	0-0	.000	0-0	.000	1-0	1-0.3	1-0	0	0	0	1	2-0.5
2024-25	10-0	41-4.1	2-6	.333	1-4	.250	0-1	.000	2-3	5-0.5	4-0	2	3	0	1	5-0.5
Conf	3-0	10-3.4	0-1	.000	0-1	.000	0-0	.000	0-0	0-0.0	0-0	0	1	0	0	0-0.0
CAREER	29-0	211-7.3	18-38	.474	6-21	.286	1-5	.200	9-23	32-1.1	29-0	3	9	3	12	43-1.5

Senior | Forward | 6-9 | 215 | Helsinki, Finland | HBA-Marsky [Dayton]



Season Highs

Pts	28	vs. Arizona State (11/28/24)
Reb	13	vs. Nicholls (11/4/24)
FG	8	at Fresno State (12/31/24)
FGA	16	twice
3FG	4	twice
3FGA	11	vs. New Mexico State (12/7/24)
FT	13	vs. Arizona State (11/28/24)
FTA	14	vs. Arizona State (11/28/24)
Ast	4	vs. Nevada (1/3/25)
Blk	3	vs. San Diego State (1/11/25)
Stl	2	five times
Min	39	vs. Nevada (1/3/25)

Career Highs

Pts	28	vs. Arizona State (11/28/24)
Reb	13	vs. Nicholls (11/4/24)
FG	9	vs. La Salle (12/30/20) ^{UD}
FGA	16	twice
3FG	4	three times
3FGA	11	vs. New Mexico State (12/7/24)
FT	13	vs. Arizona State (11/28/24)
FTA	14	vs. Arizona State (11/28/24)
Ast	8	vs. Alcorn State (12/20/22) ^{UD}
Blk	3	twice
Stl	3	twice
Min	42	at Rhode Island (2/16/21) ^{UD}

MW Career Highs

Pts	23	at Fresno State (12/31/24)
Reb	11	twice
FG	8	at Fresno State (12/31/24)
FGA	13	at Fresno State (12/31/24)
3FG	4	at Fresno State (12/31/24)
3FGA	9	at Wyoming (2/6/24)
FT	6	twice
FTA	9	vs. San Jose State (12/4/24)
Ast	4	twice
Blk	3	twice
Stl	2	five times
Min	39	vs. Nevada (1/3/25)

13.2 PPG | 5.8 RPG | 30.2 MPG | 1.6 APG

2024-25 GAME-BY-GAME

Opponent	MP	FG-A	3G-A	FT-A	O-D-T	PF	A	TO	BS	ST	TP
Nicholls*	32	5-15	1-9	2-2	5-8-13	3	2	0	2	0	13
vs. UCLA*	28	3-7	2-4	0-0	0-4-4	4	0	3	2	0	8
A&M-Corpus Christi*	27	3-9	1-5	5-6	2-5-7	3	2	4	2	2	12
at St. John's	34	6-14	4-7	0-0	0-4-4	2	3	0	1	1	16
Grambling State*	30	3-7	1-4	3-6	1-8-9	1	2	2	2	2	10
Texas Southern*	29	6-15	2-6	4-6	0-2-2	1	1	0	0	0	18
vs. Arizona State*	35	6-16	3-9	13-14	3-5-8	4	0	2	0	0	28
vs USC*	29	3-6	1-2	3-5	1-2-3	0	0	3	0	1	10
San Jose State*	37	6-12	1-3	6-9	5-4-9	2	3	0	2	1	19
New Mexico State*	38	2-16	2-11	4-4	5-3-8	3	2	0	0	2	10
Western NM*	21	4-7	1-3	0-0	0-1-1	2	1	0	0	1	9
VCU*	34	5-12	0-2	5-7	2-6-8	0	0	0	0	1	15
at Colorado State*	24	5-10	0-2	4-4	3-2-5	4	1	1	0	1	14
at Fresno State*	32	8-13	4-6	3-4	0-5-5	3	1	6	0	0	23
Nevada*	39	4-11	1-6	5-7	0-5-5	4	4	2	2	1	14
at Wyoming*	24	0-7	0-4	0-0	0-2-2	3	1	3	1	0	0
San Diego State*	33	4-12	0-4	2-6	4-7-11	2	2	0	3	2	10
at San Jose State*	26	4-9	1-2	0-0	2-0-2	0	1	2	0	0	9
Boise State*	32	3-8	1-5	4-4	0-3-3	1	2	0	1	1	11
Fresno State*	20	6-8	3-4	0-0	2-5-7	3	3	1	0	2	15

* game started

SEASON NOTES

- Tri-Captain
- Scored 15 points (6-8 FG) vs. Fresno State (Jan. 20)
- Double-double with 10 points and 11 rebounds vs. San Diego State (Jan. 11)
- Scored 14 points vs. Nevada (Jan. 3)
- Had 23 points for first 20-point game in MW play at Fresno State (Dec. 31)
- Scored 14 points at Colorado State (Dec. 28)
- Had 15 points and eight rebounds vs. VCU (Dec. 18)
- Had 19 points and nine rebounds vs. San Jose State (Dec. 4)
- Scored a career high 28 points vs. Arizona State (Nov. 28)
- Had 18 points, including scoring his 1,000th career point vs. Texas Southern (Nov. 24)
- Had 10 points and nine rebounds vs. Grambling State (Nov. 21)
- Team-high 16 points (tied career high with four 3-pointers) at No. 22 St. John's
- Had 12 points and seven rebounds vs. Texas A&M-Corpus Christi (Nov. 12)
- Scored eight points vs. No. 22 UCLA (Nov. 8)
- Had 13 points and a career-high 13 rebounds vs. Nicholls (Nov. 4)

	2024-25	CAREER	STREAK
Double-Doubles	2	5	-
Double Figure Scoring	16	66	2
20-Point Games	2	4	-
10-Rebound Games	2	6	-

CAREER STATISTICS

Year	G-GS	Min-Avg.	FG-FGA	Pct.	3FG-3FGA	Pct.	FT-FTA	Pct.	Off-Def.	Reb-Avg.	PF-DQ	Ast	TO	Blk	Stl	Pts-Avg
2020-21 %	19-15	569-29.9	68-137	.496	26-68	.382	26-34	.765	24-83	107-5.6	45-1	24	31	8	13	188-9.9
Conf	16-14	481-30.1	57-117	.487	24-59	.407	22-29	.759	21-69	90-5.6	35-1	21	26	8	11	160-10.0
2021-22 %	35-1	693-19.8	65-163	.399	28-95	.295	37-51	.725	41-101	142-4.1	57-0	26	37	7	7	195-5.6
Conf	18-1	375-20.8	37-87	.425	14-44	.318	16-24	.667	23-49	72-4.0	27-0	15	16	5	3	104-5.8
2022-23 %	34-19	1006-29.6	103-233	.442	45-123	.366	66-83	.795	40-124	164-4.8	61-0	59	46	10	8	317-9.3
Conf	18-10	513-28.5	55-123	.447	21-54	.389	15-22	.682	15-67	82-4.6	32-0	28	19	9	6	146-8.1
2023-24	35-2	657-18.8	77-191	.403	28-96	.292	54-70	.771	36-85	121-3.5	75-0	23	25	9	20	236-6.7
Conf	18-0	383-21.3	53-113	.469	23-59	.390	33-39	.846	28-52	80-4.4	38-0	15	16	3	9	162-9.0
2024-25	20-20	604-30.2	86-214	.402	29-98	.296	63-84	.750	35-81	116-5.8	45-0	31	29	18	18	264-13.2
Conf	9-9	268-29.7	40-90	.444	11-36	.306	24-34	.706	16-33	49-5.4	22-0	18	15	9	8	115-12.8
CAREER	143-57	3526-24.7	399-938	.425	156-480	.325	246-322	.764	176-474	650-4.5	283-1	163	168	52	66	1200-8.4

% at Dayton



Season Highs

Pts	28	vs. Nicholls (11/4/24)
Reb	17	vs. New Mexico State (12/7/24)
FG	9	vs. Nicholls (11/4/24)
FGA	17	vs. New Mexico State (12/7/24)
3FG	--	
3FGA	1	four times
FT	10	vs. Nicholls (11/4/24)
FTA	12	vs. Nicholls (11/4/24)
Ast	3	vs. Grambling State (11/21/24)
Blk	4	at Fresno State (12/31/24)
Stl	4	vs. New Mexico State (12/7/24)
Min	39	vs. Nevada (1/3/25)

Career Highs

28	twice
17	twice
11	three times
17	vs. New Mexico State (12/7/24)
1	vs. North Alabama (11/20/21) ^{Iona}
1	13 times
10	three times
14	three times
5	twice
6	twice
5	at New Mexico State (12/15/23)
39	twice

MW Career Highs

26	vs. Utah State (1/16/24)
15	vs. Fresno State (1/20/25)
11	vs. Utah State (1/16/24)
14	vs. Boise State (1/17/25)
--	
1	at San Jose State (1/14/25)
6	four times
10	at San Jose State (1/24/24)
3	at Colorado State (1/2/24)
5	twice
4	at San Jose State (1/24/24)
39	vs. Nevada (1/3/25)

13.1 PPG | 10.1 RPG | 29.3 MPG | 1.6 BPG

2024-25 GAME-BY-GAME

Opponent	MP	FG-A	3G-A	FT-A	O-D-T	PF	A	TO	BS	ST	TP
Nicholls*	36	9-15	0-0	10-12	6-10-16	2	2	3	3	2	28
vs. UCLA*	33	5-9	0-0	6-8	4-8-12	3	0	4	1	2	16
A&M-Corpus Christi*	16	5-6	0-0	0-3	3-6-9	4	2	1	2	2	10
at St. John's*	32	8-11	0-0	0-6	3-1-4	2	1	3	2	1	16
Grambling State*	29	3-7	0-1	1-2	1-10-11	2	3	2	3	2	7
Texas Southern*	23	2-4	0-1	4-6	1-7-8	3	1	2	3	2	8
vs. Arizona State*	25	1-3	0-0	1-1	2-5-7	4	1	5	0	1	3
vs. USC*	26	5-8	0-0	5-6	4-2-6	2	1	2	2	0	15
San Jose State*	35	5-11	0-0	6-6	2-8-10	3	2	2	0	1	16
New Mexico State*	37	7-17	0-1	2-5	7-10-17	1	2	1	2	4	1
Western NM*	16	2-5	0-0	2-2	3-3-6	1	0	3	0	0	6
VCU*	31	5-11	0-0	5-8	6-5-11	2	1	4	1	2	15
at Colorado State*	31	4-9	0-0	1-2	2-9-11	3	1	2	0	0	9
at Fresno State*	31	4-6	0-0	4-4	1-11-12	3	2	1	4	1	12
Nevada*	39	7-8	0-0	6-9	2-8-10	3	0	2	3	1	20
at Wyoming*	37	5-10	0-0	2-4	4-8-12	3	0	3	2	0	12
San Diego State*	30	3-10	0-0	0-0	4-5-9	3	2	2	1	0	6
at San Jose State*	20	7-10	0-1	6-8	2-4-6	4	0	0	1	0	20
Boise State*	32	7-14	0-0	2-2	1-8-9	3	1	3	1	2	16
Fresno State*	25	3-6	0-0	4-8	4-11-15	0	1	3	0	0	10

* game started

SEASON NOTES

- Preseason All-Mountain West
- Two-time Mountain West Player of the Week (Nov. 11, Jan. 6)
- Had 12 points and 12 rebounds at Wyoming (Jan. 7)
- Had 20 points, including game-winning shot as time expired, and 10 rebounds vs. Nevada (Jan. 3)
- Double-double with 12 points and 12 rebounds, along with four blocks, at Fresno State (Dec. 31)
- Had 15 points and 11 rebounds vs. VCU (Dec. 18)
- Double-double with 16 points and tied a career high 17 rebounds vs. New Mexico State (Dec. 7)
- Double-double with 16 points and 10 rebounds vs. San Jose State (Dec. 4)
- Had 16 points (8-11 FG) at No. 22 St. John's (Nov. 17)
- Double-double with 16 points and 12 rebounds vs. No. 22 UCLA (Nov. 8)
- Matched a career high with 28 points to go with 16 rebounds vs. Nicholls (Nov. 4)

UNM CAREER RECORD BOOK

	Total	Rank	Up Next
Blocks:	80	T-14th	Danny Granger (91-13th)
Dbl-Dbls:	18	16th	Four tied (20-12th)

	2024-25	CAREER	STREAK
Double-Doubles	9	52	1
Double Figure Scoring	14	97	3
20-Point Games	3	12	-
10-Rebound Games	11	60	1

CAREER STATISTICS

Year	G-GS	Min-Avg.	FG-FGA	Pct.	3FG-3FGA	Pct.	FT-FTA	Pct.	Off-Def.	Reb-Avg.	PF-DQ	Ast	TO	Blk	Stl	Pts-Avg
2020-21 %	18-16	499-27.7	81-136	.596	0-1	.000	37-58	.638	51-84	135-7.5	60-4	24	41	29	11	199-11.1
Conf	9-9	232-25.8	44-70	.629	0-1	.000	20-31	.645	23-36	59-6.6	34-3	8	25	14	3	108-12.0
2021-22 %	33-32	939-28.5	160-292	.548	1-3	.333	109-166	.657	108-164	272-8.2	76-0	49	69	62	36	430-13.0
Conf	20-19	540-27.0	92-160	.575	0-2	.000	58-92	.630	60-97	157-7.9	42-0	28	43	36	24	242-12.1
2022-23 %	35-34	1112-31.8	192-349	.550	0-5	.000	136-218	.624	124-202	326-9.3	96-2	39	66	52	42	520-14.9
Conf	20-20	633-31.7	104-200	.520	0-4	.000	90-147	.612	79-130	209-10.5	51-2	21	41	27	22	298-14.9
2023-24	36-36	944-26.2	127-231	.550	0-0	.000	67-128	.523	104-190	294-8.2	100-1	37	54	49	38	321-8.9
Conf	18-18	484-26.9	68-113	.602	0-0	.000	32-58	.552	52-96	148-8.2	52-1	18	25	28	19	168-9.3
2024-25	20-20	586-29.3	97-180	.539	0-4	.000	67-102	.657	62-139	201-10.1	51-0	23	48	31	23	261-13.1
Conf	9-9	281-31.2	45-84	.536	0-0	.000	31-43	.721	22-72	94-10.4	25-0	9	18	12	5	121-13.4
CAREER	142-138	4081-28.7	657-1188	.553	1-13	.077	416-672	.619	449-779	1228-8.6	383-7	172	278	223	150	1731-12.2

% at Iona

Freshman | Forward | 6-10 | 240 | Toronto, Ont. | Dream City Christian



Season Highs

Pts	21	vs. Western New Mexico (12/14/24)
Reb	6	vs. Western New Mexico (12/14/24)
FG	8	vs. Western New Mexico (12/14/24)
FGA	11	vs. Western New Mexico (12/14/24)
3FG	3	twice
3FGA	5	vs. Fresno State (1/20/25)
FT	3	at Wyoming (1/7/25)
FTA	4	twice
Ast	4	vs. Western New Mexico (12/14/24)
Blk	1	vs. Fresno State (1/20/25)
Stl	3	vs. Western New Mexico (12/14/24)
Min	19	vs. Western New Mexico (12/14/24)

Career Highs

21	vs. Western New Mexico (12/14/24)
6	vs. Western New Mexico (12/14/24)
8	vs. Western New Mexico (12/14/24)
11	vs. Western New Mexico (12/14/24)
3	twice
5	vs. Fresno State (1/20/25)
3	at Wyoming (1/7/25)
4	twice
4	vs. Western New Mexico (12/14/24)
1	vs. Fresno State (1/20/25)
3	vs. Western New Mexico (12/14/24)
19	vs. Western New Mexico (12/14/24)

MW Career Highs

11	vs. Fresno State (1/20/25)
4	twice
4	vs. Fresno State (1/20/25)
6	vs. Fresno State (1/20/25)
3	vs. Fresno State (1/20/25)
5	vs. Fresno State (1/20/25)
3	at Wyoming (1/7/25)
4	at Wyoming (1/7/25)
1	twice
1	vs. Fresno State (1/20/25)
1	twice
18	twice

3.7 PPG | 1.4 RPG | 8.6 MPG | 0.5 APG

2024-25 GAME-BY-GAME

Opponent	MP	FG-A	3G-A	FT-A	O-D-T	PF	A	TO	BS	ST	TP
Nicholls	8	0-1	0-1	2-4	0-1-1	1	0	0	0	1	2
vs. UCLA	2	0-0	0-0	0-0	0-0-0	2	0	0	0	0	0
A&M-Corpus Christi	2	0-0	0-0	0-0	0-0-0	1	0	0	0	0	0
at St. John's					-DNP-						
Grambling State	3	2-2	0-0	0-0	0-1-1	0	0	0	0	0	4
Texas Southern	10	1-4	1-3	0-0	0-1-1	1	1	0	0	0	3
vs. Arizona State	2	0-0	0-0	0-0	0-0-0	1	0	0	0	0	0
vs. USC	11	1-2	0-0	0-0	1-1-2	1	1	0	0	1	2
San Jose State	1	0-0	0-0	0-0	0-0-0	1	0	0	0	0	0
New Mexico State	7	1-2	0-0	1-1	1-0-1	1	0	0	0	0	3
Western NM	19	8-11	3-4	2-3	2-4-6	2	4	1	0	3	21
VCU	6	0-0	0-0	0-0	0-1-1	1	0	0	0	0	0
at Colorado State	16	2-2	1-1	0-0	0-0-0	0	1	0	0	0	5
at Fresno State	8	0-0	0-0	0-0	0-1-1	3	0	0	0	1	0
Nevada	6	1-1	1-1	0-0	0-1-1	0	0	0	0	0	3
at Wyoming	18	1-5	1-4	3-4	1-1-2	2	1	0	0	0	6
San Diego State	5	0-2	0-1	0-0	0-2-2	2	0	0	0	0	0
at San Jose State	15	2-3	2-2	0-0	2-2-4	0	0	0	0	0	6
Boise State	8	2-4	1-2	0-0	0-0-0	0	0	1	0	0	5
Fresno State	17	4-6	3-5	0-0	2-2-4	1	1	3	1	1	11

* game started

SEASON NOTES

- Mountain West Freshman of the Week (Dec. 16)
- Had 11 points (4-6 FG) and four rebounds vs. Fresno State (Jan. 20)
- Scored five points vs. Boise State (Jan. 17)
- Had six points (2-2 3FG) and four rebounds at San Jose State (Jan. 14)
- Had six points and two rebounds at Wyoming (Jan. 7)
- Scored three points vs. Nevada (Jan. 3)
- Had five points (2-2 FG) at Colorado State (Dec. 28)
- Set career highs of 21 points, six rebounds, four assists and three steals vs. Western New Mexico (Dec. 14)
- Scored three points vs. New Mexico State (Dec. 7)
- Had two points and two rebounds vs. USC (Nov. 29)
- Scored three points vs. Texas Southern (Nov. 24)
- Had four points (2-2 FG) vs. Grambling State (Nov. 21)
- Scored two points in his collegiate debut vs. Nicholls (Nov. 4)
- Had seven points and three rebounds in the exhibition vs. UTEP (Oct. 28)

	2024-25	CAREER	STREAK
Double Figure Scoring	2	2	1
20-Point Games	1	1	-

CAREER STATISTICS

Year	G-GS	Min-Avg.	FG-FGA	Pct.	3FG-3FGA	Pct.	FT-FTA	Pct.	Off-Def.	Reb-Avg.	PF-DQ	Ast	TO	Blk	Stl	Pts-Avg
2024-25	19-0	164-8.6	25-45	.556	13-24	.542	8-12	.667	9-18	27-1.4	20-0	9	5	1	7	71-3.7
Conf	9-0	94-10.5	12-23	.522	9-16	.563	3-4	.750	5-9	14-1.6	9-0	3	4	1	2	36-4.0
CAREER	19-0	164-8.6	25-45	.556	13-24	.542	8-12	.667	9-18	27-1.4	20-0	9	5	1	7	71-3.7



2024-25 New Mexico Men's Basketball
Extended Season Box Score
All games

Game Records

Record	Overall	Home	Away	Neutral
ALL GAMES	16-4	11-1	3-2	2-1
CONFERENCE	8-1	5-0	3-1	0-0
NON-CONFERENCE	8-3	6-1	0-1	2-1

Team Box Score Extended

No.	Player	Total			3-Point			F-Throw			Rebounds			PF			A			TO			A/TO			BLK			STL			PTS			AVG
		GP-GS	MIN	AVG	FG-FGA	FG%	3FG-3FGA	3FG%	FT-FTA	FT%	OFF	DEF	TOT	AVG	DQ	A	A/G	TO	TO/G	A/TO	BLK	BLK/G	STL	STL/G	PTS										
2	DENT, Donovan	20-20	673:19	33.7	135-271	.498	11-32	.344	97-126	.770	5	40	45	2.3	28	0	137	6.85	55	2.75	2.49	17	0.85	32	1.60	378	18.9								
22	AMZIL, Mustapha	20-20	604:01	30.2	86-214	.402	29-98	.296	63-84	.750	35	81	116	5.8	45	0	31	1.55	29	1.45	1.07	18	0.90	18	0.90	264	13.2								
23	JOSEPH, Nelly	20-20	586:22	29.3	97-180	.539	0-4	.000	67-102	.657	62	139	201	10.1	51	0	23	1.15	48	2.40	0.48	31	1.55	23	1.15	261	13.1								
3	WASHINGTON, Tru	19-18	496:05	26.1	73-177	.412	26-65	.400	26-42	.619	24	47	71	3.7	38	1	38	2.00	24	1.26	1.58	5	0.26	35	1.84	198	10.4								
0	NOLAND, CJ	19-7	403:57	21.3	57-150	.380	18-73	.247	25-37	.676	15	43	58	3.1	49	3	31	1.63	20	1.05	1.55	5	0.26	25	1.32	157	8.3								
8	BOROVICANIN, Filip	20-14	407:24	20.4	45-96	.469	15-41	.366	13-20	.650	20	73	93	4.7	40	0	23	1.15	15	0.75	1.53	3	0.15	15	0.75	118	5.9								
1	APPELHANS, Braden	19-1	229:04	12.1	27-64	.422	23-53	.434	6-9	.667	4	14	18	0.9	18	1	11	0.58	4	0.21	2.75	4	0.21	8	0.42	83	4.4								
24	MILICEVIC, Jovan	19-0	163:52	8.6	25-45	.556	13-24	.542	8-12	.667	9	18	27	1.4	20	0	9	0.47	5	0.26	1.80	1	0.05	7	0.37	71	3.7								
4	DOTSON, Kayde	20-0	177:18	8.9	22-51	.431	13-30	.433	10-16	.625	1	9	10	0.5	18	0	23	1.15	12	0.60	1.92	1	0.05	11	0.55	67	3.4								
6	ALLY ATIKI, Atiki	19-0	186:20	9.8	23-39	.590	0-0	.000	6-14	.429	22	34	56	2.9	31	0	8	0.42	7	0.37	1.14	19	1.00	8	0.42	52	2.7								
7	SACKO, Ibrahim	14-0	81:22	5.8	11-17	.647	1-3	.333	0-3	.000	3	14	17	1.2	18	0	1	0.07	6	0.43	0.17	4	0.29	4	0.29	23	1.6								
11	WEBB, Quinton	10-0	40:57	4.1	2-6	.333	1-4	.250	0-1	.000	2	3	5	0.5	4	0	2	0.20	3	0.30	0.67	0	0.00	1	0.10	5	0.5								
Total		20	4050		603-1310	.460	150-427	.351	321-466	.689	252	553	805	40.3	360	5	337	16.85	236	11.80	1.43	108	5.40	187	9.35	1677	83.9								
Opponents		20	4050		515-1199	.430	156-440	.355	261-398	.656	193	534	727	36.4	380	7	297	14.85	319	15.95	0.93	88	4.40	141	7.05	1447	72.4								

Score by Periods

Team	1st	2nd	OT	TOT
New Mexico	789	866	22	1677
Opponents	649	771	27	1447



2024-25 New Mexico Men's Basketball
Team Game-by-Game
All games

Page 1/1
as of Jan 21, 2025

				Total		3-Pointers		Free throws		Rebounds											
Opponent	Date	Score		FG-FGA	PCT	3FG-3FGA	PCT	FT-FTA	PCT	OFF	DEF	TOT	AVG	PF	A	TO	BLK	STL	PTS	AVG	
Nicholls	11/04/2024	91-84	W	31-81	.383	7-36	.194	22-32	.688	18	32	50	50.0	16	18	8	10	10	91	91.0	
vs UCLA	11/08/2024	72-64	W	25-49	.510	6-15	.400	16-23	.696	8	26	34	42.0	26	14	24	3	12	72	81.5	
A&M-Corpus Christi	11/12/2024	100-81	W	33-62	.532	9-23	.391	25-39	.641	11	26	37	40.3	28	22	14	9	15	100	87.7	
at St. John's (NY)	11/17/2024	71-85	L	28-64	.438	8-18	.444	7-18	.389	16	16	32	38.3	17	19	11	5	9	71	83.5	
Grambling	11/21/2024	80-58	W	28-60	.467	7-18	.389	17-26	.654	10	34	44	39.4	14	23	16	9	14	80	82.8	
Texas Southern	11/24/2024	99-68	W	38-75	.507	11-27	.407	12-21	.571	14	29	43	40.0	16	19	7	9	10	99	85.5	
vs Arizona St.	11/28/2024	82-85	L	24-63	.381	6-16	.375	28-32	.875	14	24	38	39.7	26	10	11	3	6	82	85.0	
vs Southern California	11/29/2024	83-73	W	30-58	.517	7-21	.333	16-24	.667	11	21	32	38.8	14	17	14	5	8	83	84.8	
San Jose St.	12/04/2024	83-77	W	28-65	.431	7-17	.412	20-30	.667	16	26	42	39.1	13	17	9	4	7	83	84.6	
New Mexico St.	12/07/2024	83-89	Lot	30-84	.357	10-32	.313	13-22	.591	23	23	46	39.8	18	17	6	5	9	83	84.4	
Western N.M.	12/14/2024	122-70	W	47-78	.603	14-28	.500	14-17	.824	15	26	41	39.9	17	31	11	5	17	122	87.8	
VCU	12/18/2024	78-71	W	27-64	.422	3-11	.273	21-30	.700	16	31	47	40.5	19	6	11	1	7	78	87.0	
at Colorado St.	12/28/2024	76-68	W	31-63	.492	7-15	.467	7-9	.778	11	21	32	39.8	15	13	12	1	10	76	86.2	
at Fresno St.	12/31/2024	103-89	W	41-70	.586	9-23	.391	12-15	.800	6	30	36	39.6	19	21	16	8	10	103	87.4	
Nevada	01/03/2025	82-81	Wot	23-49	.469	5-18	.278	31-41	.756	6	29	35	39.3	26	14	15	7	5	82	87.0	
at Wyoming	01/07/2025	61-53	W	19-57	.333	5-21	.238	18-22	.818	10	34	44	39.6	17	8	10	5	7	61	85.4	
San Diego St.	01/11/2025	62-48	W	24-67	.358	6-28	.214	8-20	.400	18	33	51	40.2	16	13	9	7	7	62	84.0	
at San Jose St.	01/14/2025	70-71	L	27-66	.409	3-15	.200	13-19	.684	11	27	38	40.1	14	10	8	3	7	70	83.2	
Boise St.	01/17/2025	84-65	W	31-57	.544	7-15	.467	15-15	1.000	3	26	29	39.5	14	22	11	5	9	84	83.3	
Fresno St.	01/20/2025	95-67	W	38-78	.487	13-30	.433	6-11	.545	15	39	54	40.3	15	23	13	4	8	95	83.9	
Total		1677		603-1310	.460	150-427	.351	321-466	.689	252	553	805	40.3	360	337	236	108	187	1677	83.9	
Opponents		1447		515-1199	.430	156-440	.355	261-398	.656	193	534	727	36.4	380	297	319	88	141	1447	72.4	

New Mexico Averages

Games Played	Points/game	FG Pct	3FG Pct	FT Pct	Rebounds/game	Assists/game	Turnovers/game	Assist/Turnover ratio	Steals/game	Blocks/game
20	83.9	46.0	35.1	68.9	40.3	16.9	11.8	1.4	9.4	5.4



2024-25 New Mexico Men's Basketball
Opponents Game-by-Game
All games

Page 1/1
as of Jan 21, 2025

				Total		3-Pointers		Free throws		Rebounds											
Opponent	Date	Score		FG-FGA	PCT	3FG-3FGA	PCT	FT-FTA	PCT	OFF	DEF	TOT	AVG	PF	A	TO	BLK	STL	PTS	AVG	
Nicholls	11/04/2024	91-84	W	30-72	.417	15-37	.405	9-16	.563	14	35	49	49.0	24	18	17	4	4	84	84.0	
vs UCLA	11/08/2024	72-64	W	20-55	.364	5-23	.217	19-27	.704	14	20	34	41.5	24	13	21	3	12	64	74.0	
A&M-Corpus Christi	11/12/2024	100-81	W	29-55	.527	5-16	.313	18-35	.514	9	30	39	40.7	26	20	22	4	7	81	76.3	
at St. John's (NY)	11/17/2024	71-85	L	34-68	.500	4-18	.222	13-20	.650	22	27	49	42.8	17	20	16	4	8	85	78.5	
Grambling	11/21/2024	80-58	W	22-62	.355	7-19	.368	7-15	.467	11	27	38	41.8	24	17	22	3	9	58	74.4	
Texas Southern	11/24/2024	99-68	W	23-59	.390	9-18	.500	13-17	.765	9	27	36	40.8	18	14	20	3	4	68	73.3	
vs Arizona St.	11/28/2024	82-85	L	26-55	.473	9-19	.474	24-32	.750	9	25	34	39.9	21	16	10	4	5	85	75.0	
vs Southern California	11/29/2024	83-73	W	27-55	.491	7-17	.412	12-18	.667	8	24	32	38.9	18	13	16	0	11	73	74.8	
San Jose St.	12/04/2024	83-77	W	25-56	.446	10-21	.476	17-21	.810	7	24	31	38.0	22	13	10	7	6	77	75.0	
New Mexico St.	12/07/2024	83-89	Lot	32-62	.516	14-31	.452	11-17	.647	8	37	45	38.7	20	18	17	3	4	89	76.4	
Western N.M.	12/14/2024	122-70	W	28-59	.475	7-20	.350	7-12	.583	7	17	24	37.4	14	11	24	5	8	70	75.8	
VCU	12/18/2024	78-71	W	24-57	.421	10-31	.323	13-24	.542	7	26	33	37.0	21	13	12	6	8	71	75.4	
at Colorado St.	12/28/2024	76-68	W	27-60	.450	6-23	.261	8-8	1.000	12	23	35	36.8	9	19	17	6	9	68	74.8	
at Fresno St.	12/31/2024	103-89	W	29-67	.433	10-22	.455	21-31	.677	10	24	34	36.6	15	10	15	4	10	89	75.9	
Nevada	01/03/2025	82-81	Wot	25-59	.424	8-19	.421	23-35	.657	9	23	32	36.3	28	15	10	7	9	81	76.2	
at Wyoming	01/07/2025	61-53	W	19-59	.322	5-19	.263	10-17	.588	9	32	41	36.6	19	11	11	6	2	53	74.8	
San Diego St.	01/11/2025	62-48	W	17-48	.354	5-16	.313	9-17	.529	3	32	35	36.5	19	10	14	8	5	48	73.2	
at San Jose St.	01/14/2025	70-71	L	28-65	.431	10-22	.455	5-8	.625	11	31	42	36.8	15	13	14	2	4	71	73.1	
Boise St.	01/17/2025	84-65	W	25-57	.439	5-24	.208	10-13	.769	7	22	29	36.4	15	16	17	4	7	65	72.6	
Fresno St.	01/20/2025	95-67	W	25-69	.362	5-25	.200	12-15	.800	7	28	35	36.4	11	17	14	5	9	67	72.4	
Total		1447		515-1199	.430	156-440	.355	261-398	.656	193	534	727	36.4	380	297	319	88	141	1447	72.4	
New Mexico		1677		603-1310	.460	150-427	.351	321-466	.689	252	553	805	40.3	360	337	236	108	187	1677	83.9	

Opponents Averages

Games Played	Points/game	FG Pct	3FG Pct	FT Pct	Rebounds/game	Assists/game	Turnovers/game	Assist/Turnover ratio	Steals/game	Blocks/game
20	72.4	43.0	35.5	65.6	36.4	14.9	16.0	0.9	7.1	4.4



2024-25 New Mexico Men's Basketball
Points-rebounds-assists
All games

Page 1/1
as of Jan 21, 2025

Opponent	Date	Score	0	1	2	3	4	6	7	8	11	22	23
Nicholls	11/04/2024	91-84	W	10-3-1	3-0-0	15-0-11	12-4-0	3-0-0	0-1-0	DNP	5-7-2	13-13-2	28-16-2
vs UCLA	11/08/2024	72-64	W	13-1-1	3-1-0	17-1-8	3-5-2	0-1-0	4-1-0	2-1-0	6-2-3	8-4-0	16-12-0
A&M-Corpus Christi	11/12/2024	100-81	W	5-3-1	3-2-0	25-0-10	15-5-2	18-1-3	9-5-2	3-1-0	0-1-0	12-7-2	10-9-2
at St. John's (NY)	11/17/2024	71-85	L	15-4-3	0-1-1	12-3-6	9-2-2	0-1-1	1-6-2	2-1-0	0-0-0	16-4-3	16-4-1
Grambling	11/21/2024	80-58	W	8-4-3	6-1-0	22-2-8	15-3-0	1-0-4	5-6-1	0-4-0	2-0-1	10-9-2	7-11-3
Texas Southern	11/24/2024	99-68	W	6-8-1	3-0-2	11-2-5	19-10-3	10-0-2	4-2-1	4-1-0	11-4-2	18-2-1	8-8-1
vs Arizona St.	11/28/2024	82-85	L	13-4-2	0-1-0	30-1-7	2-5-0	0-0-0	2-5-0	0-1-0	4-1-0	28-8-0	3-7-1
vs Southern California	11/29/2024	83-73	W	6-3-0	9-1-0	17-6-11	20-4-4	0-0-0	4-3-0	DNP	0-0-0	10-3-0	15-6-1
San Jose St.	12/04/2024	83-77	W	DNP	3-2-1	20-3-5	13-5-2	0-0-1	3-1-0	0-0-0	9-7-3	19-9-3	16-10-2
New Mexico St.	12/07/2024	83-89	Lot	7-0-3	14-0-1	15-3-4	8-5-1	6-2-3	DNP	2-1-0	2-5-1	10-8-2	16-17-2
Western N.M.	12/14/2024	122-70	W	9-2-3	18-4-1	11-1-8	12-5-5	8-0-6	8-10-1	4-1-0	13-1-1	9-1-1	6-6-0
VCU	12/18/2024	78-71	W	0-3-1	4-1-0	40-5-4	DNP	2-3-0	0-0-0	DNP	2-9-0	15-8-0	15-11-1
at Colorado St.	12/28/2024	76-68	W	11-4-1	3-1-1	14-2-6	2-2-1	6-0-0	2-0-0	DNP	10-4-1	14-5-1	9-11-1
at Fresno St.	12/31/2024	103-89	W	23-3-3	3-0-0	18-5-6	14-1-6	5-0-0	0-3-1	2-1-1	3-4-1	23-5-1	12-12-2
Nevada	01/03/2025	82-81	Wot	7-3-2	3-1-2	20-0-6	6-1-0	0-0-0	0-2-0	DNP	9-8-0	14-5-4	20-10-0
at Wyoming	01/07/2025	61-53	W	2-1-0	0-0-0	22-3-6	3-3-0	0-1-0	0-0-0	DNP	16-11-0	0-2-1	12-12-0
San Diego St.	01/11/2025	62-48	W	2-1-0	0-0-0	16-1-5	13-5-1	3-1-1	3-2-0	0-2-0	9-9-2	10-11-2	6-9-2
at San Jose St.	01/14/2025	70-71	L	3-5-2	2-0-0	17-2-5	6-3-2	0-0-0	5-4-0	0-0-0	2-7-0	9-2-1	20-6-0
Boise St.	01/17/2025	84-65	W	9-1-1	DNP	16-1-7	13-2-5	5-0-1	0-1-0	0-0-0	9-10-5	11-3-2	16-9-1
Fresno St.	01/20/2025	95-67	W	8-5-3	6-2-2	20-4-9	13-1-2	0-0-1	2-4-0	4-3-0	6-3-1	15-7-3	10-15-1

Opponent	Date	Score	24
Nicholls	11/04/2024	91-84	W
vs UCLA	11/08/2024	72-64	W
A&M-Corpus Christi	11/12/2024	100-81	W
at St. John's (NY)	11/17/2024	71-85	L
Grambling	11/21/2024	80-58	W
Texas Southern	11/24/2024	99-68	W
vs Arizona St.	11/28/2024	82-85	L
vs Southern California	11/29/2024	83-73	W
San Jose St.	12/04/2024	83-77	W
New Mexico St.	12/07/2024	83-89	Lot
Western N.M.	12/14/2024	122-70	W
VCU	12/18/2024	78-71	W
at Colorado St.	12/28/2024	76-68	W
at Fresno St.	12/31/2024	103-89	W
Nevada	01/03/2025	82-81	Wot
at Wyoming	01/07/2025	61-53	W
San Diego St.	01/11/2025	62-48	W
at San Jose St.	01/14/2025	70-71	L
Boise St.	01/17/2025	84-65	W
Fresno St.	01/20/2025	95-67	W



2024-25 New Mexico Men's Basketball Combined Team Statistics In Conference games

Page 1/1
as of Jan 21, 2025

Game Records

Record	Overall	Home	Away	Neutral
ALL GAMES	8-1	5-0	3-1	0-0
CONFERENCE	8-1	5-0	3-1	0-0
NON-CONFERENCE	0-0	0-0	0-0	0-0

Score by Periods

Team	1st	2nd	OT	TOT
New Mexico	343	361	12	716
Opponents	267	341	11	619

Team Box Score

No.	Player				Total		3-Point		F-Throw		Rebounds											
		GP-GS	MIN	AVG	FG-FGA	FG%	3FG-3FGA	3FG%	FT-FTA	FT%	OFF	DEF	TOT	AVG	PF	DQ	A	TO	BLK	STL	PTS	AVG
2	DENT, Donovan	9-9	309:57	34.4	60-124	.484	3-15	.200	40-49	.816	0	21	21	2.3	13	0	55	27	8	16	163	18.1
23	JOSEPH, Nelly	9-9	280:56	31.2	45-84	.536	0-1	.000	31-43	.721	22	72	94	10.4	25	0	9	18	12	5	121	13.4
22	AMZIL, Mustapha	9-9	267:44	29.7	40-90	.444	11-36	.306	24-34	.706	16	33	49	5.4	22	0	18	15	9	8	115	12.8
3	WASHINGTON, Tru	9-9	233:22	25.9	30-74	.405	12-31	.387	11-19	.579	5	18	23	2.6	14	0	19	8	4	11	83	9.2
0	NOLAND, CJ	8-0	156:44	19.6	27-64	.422	6-26	.231	5-8	.625	5	18	23	2.9	15	0	12	9	1	1	65	8.1
8	BOROVICANIN, Filip	9-8	235:10	26.1	26-51	.510	10-24	.417	11-16	.688	9	54	63	7.0	20	0	13	6	2	12	73	8.1
24	MILICEVIC, Jovan	9-0	94:04	10.5	12-23	.522	9-16	.563	3-4	.750	5	9	14	1.6	9	0	3	4	1	2	36	4.0
1	APPELHANS, Braden	8-1	93:13	11.7	7-27	.259	6-22	.273	0-0	.000	2	4	6	0.8	6	0	6	2	2	4	20	2.5
4	DOTSON, Kayde	9-0	57:34	6.4	6-16	.375	5-10	.500	2-2	1.000	0	2	2	0.2	5	0	4	6	1	5	19	2.1
6	ALLY ATIKI, Atiki	9-0	69:31	7.7	6-13	.462	0-0	.000	3-5	.600	6	11	17	1.9	16	0	1	3	4	5	15	1.7
7	SACKO, Ibrahima	6-0	16:35	2.8	3-5	.600	0-0	.000	0-2	.000	2	4	6	1.0	4	0	1	0	0	1	6	1.0
11	WEBB, Quinton	3-0	10:10	3.4	0-1	.000	0-1	.000	0-0	.000	0	0	0	0.0	0	0	0	1	0	0	0	0.0
Team											24	19	43					4				
Total		9	1825		262-572	.458	62-182	.341	130-182	.714	96	265	361	40.1	149	0	141	103	44	70	716	79.6
Opponents		9	1825		220-540	.407	64-191	.335	115-165	.697	75	239	314	34.9	153	2	124	122	49	61	619	68.8

Team Statistics

	UNM	OPP
Scoring	716	619
Points per game	79.6	68.8
Scoring margin	+10.8	-
Field goals-att	262-572	220-540
Field goal pct	.458	.407
3 point fg-att	62-182	64-191
3-point FG pct	.341	.335
3-pt FG made per game	6.9	7.1
Free throws-att	130-182	115-165
Free throw pct	.714	.697
F-Throws made per game	14.4	12.8
Rebounds	361	314
Rebounds per game	40.1	34.9
Rebounding margin	+5.2	-
Assists	141	124
Assists per game	15.7	13.8
Turnovers	103	122
Turnovers per game	11.4	13.6
Turnover margin	+2.1	-
Assist/turnover ratio	1.4	1.0
Steals	70	61
Steals per game	7.8	6.8
Blocks	44	49
Blocks per game	4.9	5.4
Winning streak	2	-
Home win streak	5	-
Attendance	68338	15146
Home games-Avg/Game	5-13668	4-3787
Neutral site-Avg/Game	-	0-0

Team Results

Date	Opponent		Score	Att.
12/04/2024	San Jose St.	W	83-77	10658
12/28/2024	at Colorado St.	W	76-68	4772
12/31/2024	at Fresno St.	W	103-89	5583
01/03/2025	Nevada	Wot	82-81	14622
01/07/2025	at Wyoming	W	61-53	2938
01/11/2025	San Diego St.	W	62-48	15428
01/14/2025	at San Jose St.	L	70-71	1853
01/17/2025	Boise St.	W	84-65	14519
01/20/2025	Fresno St.	W	95-67	13111



2024-25 New Mexico Men's Basketball Combined Team Statistics All games

Page 1/1
as of Jan 21, 2025

Game Records

Record	Overall	Home	Away	Neutral
ALL GAMES	16-4	11-1	3-2	2-1
CONFERENCE	8-1	5-0	3-1	0-0
NON-CONFERENCE	8-3	6-1	0-1	2-1

Score by Periods

Team	1st	2nd	OT	TOT
New Mexico	789	866	22	1677
Opponents	649	771	27	1447

Team Box Score

No.	Player				Total		3-Point		F-Throw		Rebounds											
		GP-GS	MIN	AVG	FG-FGA	FG%	3FG-3FGA	3FG%	FT-FTA	FT%	OFF	DEF	TOT	AVG	PF	DQ	A	TO	BLK	STL	PTS	AVG
2	DENT, Donovan	20-20	673:19	33.7	135-271	.498	11-32	.344	97-126	.770	5	40	45	2.3	28	0	137	55	17	32	378	18.9
22	AMZIL, Mustapha	20-20	604:01	30.2	86-214	.402	29-98	.296	63-84	.750	35	81	116	5.8	45	0	31	29	18	18	264	13.2
23	JOSEPH, Nelly	20-20	586:22	29.3	97-180	.539	0-4	.000	67-102	.657	62	139	201	10.1	51	0	23	48	31	23	261	13.1
3	WASHINGTON, Tru	19-18	496:05	26.1	73-177	.412	26-65	.400	26-42	.619	24	47	71	3.7	38	1	38	24	5	35	198	10.4
0	NOLAND, CJ	19-7	403:57	21.3	57-150	.380	18-73	.247	25-37	.676	15	43	58	3.1	49	3	31	20	5	25	157	8.3
8	BOROVICANIN, Filip	20-14	407:24	20.4	45-96	.469	15-41	.366	13-20	.650	20	73	93	4.7	40	0	23	15	3	15	118	5.9
1	APPELHANS, Braden	19-1	229:04	12.1	27-64	.422	23-53	.434	6-9	.667	4	14	18	0.9	18	1	11	4	4	8	83	4.4
24	MILICEVIC, Jovan	19-0	163:52	8.6	25-45	.556	13-24	.542	8-12	.667	9	18	27	1.4	20	0	9	5	1	7	71	3.7
4	DOTSON, Kayde	20-0	177:18	8.9	22-51	.431	13-30	.433	10-16	.625	1	9	10	0.5	18	0	23	12	1	11	67	3.4
6	ALLY ATIKI, Atiki	19-0	186:20	9.8	23-39	.590	0-0	.000	6-14	.429	22	34	56	2.9	31	0	8	7	19	8	52	2.7
7	SACKO, Ibrahima	14-0	81:22	5.8	11-17	.647	1-3	.333	0-3	.000	3	14	17	1.2	18	0	1	6	4	4	23	1.6
11	WEBB, Quinton	10-0	40:57	4.1	2-6	.333	1-4	.250	0-1	.000	2	3	5	0.5	4	0	2	3	0	1	5	0.5
Team											50	38	88				8					
Total		20	4050		603-1310	.460	150-427	.351	321-466	.689	252	553	805	40.3	360	5	337	236	108	187	1677	83.9
Opponents		20	4050		515-1199	.430	156-440	.355	261-398	.656	193	534	727	36.4	380	7	297	319	88	141	1447	72.4

Team Statistics

	UNM	OPP
Scoring	1677	1447
Points per game	83.9	72.4
Scoring margin	+11.5	-
Field goals-att	603-1310	515-1199
Field goal pct	.460	.430
3 point fg-att	150-427	156-440
3-point FG pct	.351	.355
3-pt FG made per game	7.5	7.8
Free throws-att	321-466	261-398
Free throw pct	.689	.656
F-Throws made per game	16.1	13.1
Rebounds	805	727
Rebounds per game	40.3	36.4
Rebounding margin	+3.9	-
Assists	337	297
Assists per game	16.9	14.9
Turnovers	236	319
Turnovers per game	11.8	16.0
Turnover margin	+4.2	-
Assist/turnover ratio	1.4	0.9
Steals	187	141
Steals per game	9.4	7.1
Blocks	108	88
Blocks per game	5.4	4.4
Winning streak	2	-
Home win streak	6	-
Attendance	150702	27456
Home games-Avg/Game	12-12559	5-5491
Neutral site-Avg/Game	-	3-846

Team Results

Date	Opponent		Score	Att.
11/04/2024	Nicholls	W	91-84	10609
11/08/2024	vs UCLA	W	72-64	1497
11/12/2024	A&M-Corpus Christi	W	100-81	11160
11/17/2024	at St. John's (NY)	L	71-85	12310
11/21/2024	Grambling	W	80-58	10996
11/24/2024	Texas Southern	W	99-68	11286
11/28/2024	vs Arizona St.	L	82-85	732
11/29/2024	vs Southern California	W	83-73	310
12/04/2024	San Jose St.	W	83-77	10658
12/07/2024	New Mexico St.	Lot	83-89	15411
12/14/2024	Western N.M.	W	122-70	11419
12/18/2024	VCU	W	78-71	11483
12/28/2024	at Colorado St.	W	76-68	4772
12/31/2024	at Fresno St.	W	103-89	5583
01/03/2025	Nevada	Wot	82-81	14622
01/07/2025	at Wyoming	W	61-53	2938
01/11/2025	San Diego St.	W	62-48	15428
01/14/2025	at San Jose St.	L	70-71	1853
01/17/2025	Boise St.	W	84-65	14519
01/20/2025	Fresno St.	W	95-67	13111