

THE UNIVERSITY OF NEW MEXICO WOMEN'S BASKETBALL

JANUARY 12 | vs UNLV | THE PIT

2024-25 SCHEDULE

OVERALL: 11-6 • MW: 4-0 • H: 9-4 • A: 2-2 • N: 0-0

DATE	OPPONENT	TIME/SCORE
10/20	New Mexico Highlands (Exh.)	W, 93-67
10/26	Western Colorado (Exh.)	W, 78-54
11/4	Northern Arizona	L, 80-78
11/7	Morehead State	W, 66-56
11/12	at Texas Tech	L, 75-68
11/15	Western New Mexico	W, 85-56
11/20	South Carolina State	W, 80-38
11/24	Gonzaga	L, 81-68
11/27	UC Irvine	W, 65-62
12/1	North Texas	W, 75-58
12/6	New Mexico State	L, 81-71
12/8	at New Mexico State	L, 68-60
12/15	Pepperdine	W, 82-59
12/19	Sacramento State	W, 69-57
12/21	Abilene Christian	L, 77-69
12/29	at Air Force*	W, 69-63
1/1	Nevada*	W, 70-62
1/4	at San Diego State*	W, 68-59
1/8	Wyoming*	W, 73-67
1/12	UNLV*	2 p.m.
1/18	at Colorado State*	1 p.m.
1/22	at Utah State*	6 p.m.
1/25	Fresno State*	2 p.m.
1/28	at Boise State*	6:30 p.m.
2/1	San Diego State*	2 p.m.
2/4	Colorado State*	8:30 p.m.
2/8	at UNLV*	3 p.m.
2/13	Boise State*	7 p.m.
2/19	at San José State*	8 p.m.
2/22	Utah State*	2 p.m.
2/26	at Wyoming*	6:30 p.m.
3/1	at Fresno State*	2 p.m.
3/4	Air Force*	7 p.m.
3/9-3/12 MW Tournament		

BOLD: Home * : Mountain West
All times are Mountain Time

QUICK POINTS BY THE NUMBERS

- 3 Lobos scored in double figures in 8 games
- 4 Lobos scored in double figures in 5 games
- Cumber scored in double figures in all 17 games, Hooks in 15 and Hargrove in 8 games
- Hooks has led team in scoring in 9 games, Cumber in 5
- 8x a Lobo has scored 20+ points in a game
- Season-low 7 turnovers against Wyoming
- UNM had 8 steals and 10 blocks vs. MSU, 13 steals and 6 blocks vs. WNMU, 13 steals and 7 blocks vs. SCSU, 15 steals and 6 blocks vs. UNT, 12 steals and 7 blocks vs. ACU, 11 steals and 6 blocks at Air Force
- UNM finished with 48 rebounds in 2 games (outrebounded NAU 48-36 & MSU 48-32); 40+ rebounds in 8 games
- UNM is 1st in MW in: FG % (44.4), Defensive Rebounding % (73.4)
- UNM is 2nd in MW in: Blocks/Game (4.5), PPG (71.5), Rebounding Margin (+4.5), & Def. Rebounds/Game (27.4)
- Lobos are 37th in NCAA in blocks/game; Hooks 18th in FG (115) & 29th in points (291), Moreland 45th in blocks (26), Hargrove 37th in steals (39), Cumber 20th in 3-pointers (42), 63rd in 3-pointers/game (2.5) & 47th in points (272)
- 10 newcomers and 4 returners
- 8 underclassmen and 6 upperclassmen
- 22 home games on the schedule
- Picked 6th in the MW Preseason Poll
- 14-4 at home last season



New Mexico Lobos
11-6, 4-0 MW
Head Coach: Mike Bradbury
Record at UNM: 173-95 (9th year)
Career Record: 351-212 (18th year)

Series History

Overall: UNLV leads 42-28
Home Record: UNM leads 16-13
Current Streak: L1
Last Meeting: 2/3/24 (62-56)

Broadcast Information

TV: CBS Sports Network
Radio: KNML
Live Stats: GoLobos.com/wbbstats



UNLV Lady Rebels
12-4, 4-0 MW
Head Coach: Lindy La Rocque
Record at UNLV: 114-26 (5th year)
Career Record: Same

PROJECTED STARTERS

#	NAME	POS.	HT.	YR.	NOTE
3	Destinee Hooks	G	5-9	So.	5 games with 20-plus pts; 9x leading team in scoring
4	Alyssa Hargrove	G	5-8	Sr.	Multiple steals in 10 games; avg. 8.0 ppg, 3.5 apg, 2.3 spg
13	Joana Magalhães	G	5-5	Fr.	Averaging 2.5 apg, 1.2 spg; season-high 11 points at Air Force
24	Amhyia Moreland	F	6-1	Sr.	At least 1 block in 12 games; 8 games with multiple blocks
33	Viané Cumber	G	5-11	Sr.	17 games with 10+ points; avg. 16.0 ppg, 2.5 3-pt/game

LOBO NOTES

SERIES HISTORY

The Lobos are 28-42 all-time against UNLV, but 16-13 at home. UNM's last win at home against UNLV was Jan. 3, 2022, a 71-68 final after LaTora Duff hit a three-pointer from the top of the arc with 5.4 seconds left.

UNM split the series with UNLV last season with each team winning on the road. A Viané Cumber three-pointer with 3.7 seconds left proved to be the game-winner in New Mexico's win at No. 25/23 UNLV on Jan. 20 last season, with UNM winning 69-66. The Lobos held the Lady Rebels to their second-lowest point total of the season, 16 points below their season average, and gave UNLV its first conference game and home loss since Mar. 2, 2022. In addition, it was the first win against a ranked opponent since No. 16 Marquette on Nov. 13, 2017. Cumber finished with 22 points on six three-pointers, of which 17 points were scored in the final 20 minutes behind five three-pointers.

UNM led for just 3:49 in the game, 2:40 of which came in the fourth quarter, outscored UNLV 39-30 in the final 20 minutes and 26-18 in the paint, and finished with 10 three-pointers and nine steals. In the home game against the Lady Rebels, UNM lost 62-56 with Cumber scoring 12 points.

Coach Mike Bradbury is 5-11 against UNLV, 2-5 at home.

IT'S FREE, ISN'T IT?

Viané Cumber is about as automatic as they come from the line. The New Mexico native is 48-49 on the season, missing her first free throw before making 48 consecutive free throws. Her 48 (and counting) consecutive made free throws set the program record, surpassing Julie Briody's record of 35 she set Feb. 8-March 4, 2006. The 35th and 36th free throws came in the fourth quarter against Nevada on New Year's Day, with Cumber adding four more in the quarter.

Cumber currently leads the NCAA in free throw percentage at 98.0%, ahead of Freja Werth from San Francisco (43-44, 97.7%) and Abaigeal Babore from Fairleigh Dickinson (42-43, 97.7%). Additionally, she is one of four players in the NCAA to have missed only one free throw attempt this season that have made 2.5 per game and played in 75% of their team's games (Werth, Babore and Teresa Seppala of Siena).

4-FOR-4 DEAL

The Lobos have had a season-high four players score in double figures five times: against Western New Mexico, South Carolina State, Pepperdine, Air Force and Nevada. Against WNMU, the Lobos were led by 15 from Destinee Hooks, 13 from Viané Cumber, 12 from Hulda Joaquim and 10 from Hargrove, and against South Carolina State, Joaquim led with a career-high 14 points, followed by 13 from Cumber and Hooks and a season-high 12 from Amhyia Moreland. Against the Waves, Hooks and Joaquim shared the team high with 14 points and Cumber and Moreland scored 12 each. In the MW opener, Cumber led with 20 points, Joaquim finished with a career-best 16 points, Hooks finished with 15 and Joana Magalhães scored a season-high 11 points. The Lobos made it consecutive games against Nevada with Hooks scoring a game-high 18, Cumber with 17 and Magalhães and Moreland with 10 each.

UNM is 5-0 when four players score in double figures this season.

20 POINT CLUB

UNM has had a player score 20-plus points in eight games this season. Destinee Hooks has scored 20-plus points five times (21 vs. Northern Arizona, 28 at Texas Tech, 24 vs. Gonzaga, 27 at New Mexico State and 20 against Wyoming) and Viané Cumber three times (scored 23 against Morehead State, 25 against Sacramento State and 20 at Air Force).

GOOD THINGS COME IN THREES

The Lobos have had three different players lead the team in scoring in a game this season, with Destinee Hooks leading the team in nine, including the last three games (NAU, Texas Tech, Western New Mexico, Gonzaga, UC Irvine, at New Mexico State, Nevada, San Diego State and Wyoming). Viané Cumber has led in five (Morehead State, New Mexico State, Sacramento State, Abilene Christian and Air Force) and Hulda Joaquim in one (South Carolina State). Cumber and Hooks shared the team lead against North Texas and Joaquim and Hooks shared the team high in scoring against Pepperdine.



» Eight NCAA Tournament Appearances | 1998, 2002, 2003, 2004, 2005, 2006, 2007, 2008 «
» Five Mountain West Tournament Championships | 2003, 2004, 2005, 2007, 2008 «

THE UNIVERSITY OF NEW MEXICO

Location.....Albuquerque, N.M.
 Founded.....1889 by Territorial Legislature
 Enrollment.....22,225
 Nickname.....Lobos
 Colors.....Cherry (PMS 200) & Silver (PMS Cool Gray 6)
 Conference.....Mountain West Conference
 National Affiliation.....NCAA Division I
 President.....Dr. Garnett Stokes
 Director of Athletics.....Fernando Lovo
 Asst. Vice President/Deputy Director of Athletics....David Williams
 Deputy Title IX Coordinator/SWA.....Amy Beggin
 Faculty Representative.....Karen Gaudreault, Ph.D

FACILITY INFORMATION

Facility.....The Pit
 Capacity.....15,411
 Age.....Built in 1966 (Renovated in 2009-10)
 All-Time Home Record.....485-228 (.680)

PROGRAM HISTORY

First Season.....1974-75
 Overall Record.....770-604 (.560)
 Overall MW Record.....274-176 (.609)
 Postseason Tournament Appearances.....20
 NCAA Tournament Appearances.....8
 Last NCAA Postseason Appearance.....2022-23 (WNIT)
 Last NCAA Postseason Opponent.....Washington
 Last NCAA Postseason Result.....L, 67-56
 MW Regular Season Championships.....3
(2003-04, 2004-05, 2020-21)
 MW Tournament Championships.....5
(2002-03, 2003-04, 2004-05, 2006-07, 2007-08)

TEAM INFORMATION

2023-24 Overall Record.....21-11
 2023-24 Mountain West Record.....12-6
 2023-24 Mountain West Season Finish.....2nd
 2023-24 MW Tournament Finish.....Quarterfinal
 Letterwinners Returning | Lost.....4 | 8
 Starters Returning | Lost.....1 | 4

- » Three Mountain West Regular-Season Championships
- » Five Mountain West Tournament Championships
- » Seven NCAA Tournament Appearances Since 2001-02
- » Mountain West Attendance Leader 21 Seasons in a Row
- » WBCA Academic Top 25 Eight Times Since 2004-05

COACHING STAFF

Head Coach: Mike Bradbury (Chattanooga, 1993)
 Record at UNM (Years): 173-95 (9th season)
 Career Record (Years): 351-212 (18th season)
 Associate H.C.: Keith Freeman (3rd season)
 Alma Mater: Huntington College, 1986
 Assistant Coach: Nike McClure (3rd season)
 Alma Mater: New Mexico, 2019
 Assistant Coach: Mackenzie Novak (2nd season)
 Alma Mater: Bethel University, 2021
 Graduate Assistant: Jaisa Nunn (2nd season)
 Dir. of Operations: Hanna Hudson (3rd season)
 Dir. of Player Development: Isaiah Fernandez (3rd season)
 Athletic Trainer: Lexi Smith (4th season)
 Strength Coach: Emily Meinert (1st season)

MISCELLANEOUS INFORMATION

2023-24 Total Attendance.....90,187
 2023-24 Average Attendance.....5,010
 2023-24 NCAA Attendance Rank.....24th
 2023-24 Mountain West Attendance Rank.....1st

MULTIMEDIA INFORMATION

Athletics Website.....www.GoLobos.com
 Main University Web Site.....www.unm.edu
 Conference Web Site.....www.TheMW.com
 Facebook.....www.facebook.com/NewMexicoLobos
 Twitter.....@UNMLobos

MEDIA RELATIONS

Women's Basketball Contact.....Allison Weiss
 Cell Phone (Preferred).....661-313-5402
 Email.....allisonweiss@unm.edu

INTERVIEW REQUESTS

All interviews with UNM student-athletes and coaches should be coordinated through the athletics communications office. Interviews may be arranged by contacting Allison Weiss in the athletics communications office (allisonweiss@unm.edu). All interview requests should be made at least 24 hours in advance.

The University of New Mexico Athletics
 1155 University Drive
 Albuquerque, N.M. 87106

UNM has also had three different players lead the team in rebounds this season with Joaquim leading in eight games (Western New Mexico, South Carolina State, Gonzaga, North Texas, at New Mexico State, Air Force, Nevada and Wyoming), Cumber five times (NAU, Morehead State, Pepperdine, Sacramento State and San Diego State) and Amhyia Moreland leading in rebounds twice (at Texas Tech and Abilene Christian).

Further, the trio of Hooks, Cumber and Alyssa Hargrove have all scored in double figures in the same game in five games (NAU, Texas Tech, UC Irvine, New Mexico State and San Diego State).

UNM has had three players finish in double figures in eight games.

BLOCK IT UP

Blocks have been a prevalent statistic this season with the Lobos, finishing with five or more blocks in seven of the games.

In the game against South Carolina State, Amhyia Moreland finished with a career-high six blocks, with the Lobo matching her career high of four by halftime. Of note, she is the first Lobo to record six blocks in a game since Antonia Anderson did it against UC Riverside on Nov. 5, 2019 and one of 12 Lobos to record six or more blocks in a game dating back to 2002. While Carol Moreland holds the program record of most blocks in a game, 11 done twice in 1978, Nike McClure holds the most recent record of blocks in a game with nine, done in 2018 against Oklahoma.

The Lobos finished with 10 blocks against Morehead State, the most in a game since 2021, when UNM had 11 against Houston Baptist on Nov. 23. Seven different Lobos had at least one block with Hulda Joaquim, Destinee Hooks and Alyssa Hargrove leading with two apiece. Lara Langermann recorded her first career block, with Lydie Mwamba, Moreland and Reza Po all contributing one.

UNM has 77 blocks this season with Moreland with 26, Hargrove with 15, Joaquim with 14, Hooks with seven and Mwamba with three. As a team, UNM is 37th in the NCAA in blocks per game (4.5) and second in the Mountain West. Moreland is tied for fourth in the MW in blocks per game at 1.5 with Hargrove 10th (0.88) and Joaquim tied for 11th (0.82).

Moreland has had a block in 12 games, including at least one in six of the last seven, with eight games with multiple blocks. Joaquim has had a block in 10 games with three games with multiple blocks and Hargrove has had a block in nine games, with five games with multiple blocks.

QUITE THE STEAL

The Lobos have created six or more steals in 14 games and 10 or more steals in eight this season, including a season-high 15 against North Texas, 13 in two games, 12 against Pepperdine and Abilene Christian, 11 at Air Force and at San Diego and 10 against New Mexico State. UNM is averaging 9.3 steals per game and has had 10 or more steals in three of the last five.

Alyssa Hargrove leads the team in steals with 39 (2.3 per game), following three or more steals in eight games with five against North Texas and New Mexico State, four against Western New Mexico and Air Force and three against South Carolina State, Nevada, Gonzaga and San Diego State. She's recorded a steal in 15 games and multiple steals in 10. Hargrove led the team in steals against NAU, TTU, WNMU, North Texas, New Mexico State, Air Force and Nevada, and tied for the team lead against South Carolina State and San Diego State. Hargrove has had three or more steals in three MW games to date.

Destinee Hooks has recorded a steal in 12 games, including at least one in the last six games and two each in three of the last five, and had four against North Texas. Joana Magalhães has also had a steal in 12 games with multiple steals in eight games and a steal in seven of the last eight games. Viané Cumber has had a steal in 11 games with multiple steals in five games, with a game-high four against Gonzaga which tied her career high. Hulda Joaquim has recorded a steal in 10 games, with a steal in seven of the last nine games, including two in four of the last six and four games with multiple steals in that span. Against New Mexico State, Joaquim tied her career high with three steals, which she last did in 2022. Amhyia Moreland has had a steal in nine games, credited with a career-high four against ACU.

Five Lobos are averaging over a steal per game with Hargrove (2.3), Magalhães (1.2), Cumber and Hooks (1.1) and Joaquim (1.0). Hargrove is third in the conference in steals per game with the second-most steals and 37th in steals in the NCAA.

MOUNTAIN OF STATS

Among the Mountain West teams, the Lobos rank in the top three in nine categories, leading the conference in two.

UNM leads the conference in field goal percentage (.444) and defensive rebound percentage (.734). The Lobos are second in rebounding margin (+4.7), blocks per game (4.5), scoring offense (71.5) and defensive rebounds per game (27.4). UNM is third in rebounding defense (33.9), rebounds per game (38.4) and steals per game (9.3).

UNM's 10 blocks against Morehead State are tied for the second most in a game by a MW team this season.

On an individual level, Viané Cumber leads the conference in free throw

percentage (.980) and is tied for first in three-pointers per game (2.5), and 42 made three-pointers. She's also third in minutes played (33.1) and defensive rebounds per game (5.8), fourth in field goal percentage (.438) and fifth in scoring (16.0). Cumber's seven three-pointers against Morehead State are the most made by a MW player this season with her 12 attempts in the game the second most. Destinee Hooks is fourth in the conference in points per game at 17.1 and second in field goal percentage (.504). Hooks' 11 made field goals in the game at Texas Tech tied for the most by a MW player.

Alyssa Hargrove is fourth in the conference in assists per game (3.5), third in steals per game (2.4) and sixth in assist/turnover ratio (1.1). Amhyia Moreland is tied for fourth in blocks per game (1.5) and Hulda Joaquim is fifth in rebounds per game (7.4) and fourth in offensive rebounds per game (3.2).

Against MW opponents, the Lobos are ranked second in field goal defense (.397), steals (9.0) and third in defensive rebounds per game (26.8), free throw percentage (.787), scoring defense (62.8), scoring (70.0) and three-point field goal defense (.310). Hooks is third in points per game (17.8) with Cumber seventh (16.3) and Joaquim is second in rebounds per game (8.3) but leading in offensive rebounds per game (4.0).

KEEP IT BELOW 10

The Lobos have held an opponent below 10 points in a quarter eight times this season, doing it twice in a game twice, with both occurring in the second and third quarters. Five of the times happened in the second quarter.

UNM held Morehead State to eight points in the second quarter and seven points in the third quarter and held South Carolina State to nine points in the second quarter and five points in the third. Against North Texas, UNM held the Mean Green to eight points in the second quarter and against Pepperdine, UNM held the Waves to seven points in the second quarter. In the game against Sacramento State, UNM held the Hornets to nine points in the second quarter. The Lobos held San Diego State to nine points in the first quarter.

STARTING STRONG, NEED TO FINISH STRONG

UNM has entered the fourth quarter with the lead in 13 games which includes all four MW games (NAU, Morehead State, Western New Mexico, South Carolina State, UC Irvine, North Texas, at New Mexico State, Pepperdine, Sacramento State, at Air Force, Nevada, San Diego State and Wyoming). In those 13 games, UNM outscored opponents 242-184 in the first quarter and 211-163 in the second quarter (453-347 in the first 20 minutes), 236-200 in the third quarter and 251-238 in the fourth (487-438 in the last 20 minutes). UNM is 11-2 this season when taking a lead into the final quarter.

The Lobos led for the majority of the game in 11 games, leading 34:12 and by as many as 13 against NAU but lost the lead and the game late. Against Morehead State, the Lobos led 39:33 and by as many as 24 in the fourth, but the lead was cut down to 10 in the 66-56 final. They only trailed for 3:47 (3:30 vs. NAU, 0:17 vs. MSU) in the first two games of the season. Against Western New Mexico, UNM led by as many as 29 and for 36:38 and UNM never trailed against South Carolina State and led by as many as 43. Against UNT, the Lobos led for 39:27 and never trailed, leading by as many as 19 in the second quarter. In the game against Pepperdine, UNM led for 34:10 and by as many as 30. Against Sacramento State, the Lobos never trailed, leading for 38:30 and by as many as 18 in the third quarter. In the MW opener against Air Force, UNM used a 10-0 run to close the first quarter and led for the entire second quarter and second half, in what amounted to 34:21 of the game. Much like the Air Force game, the Lobos used a 10-0 run in the first quarter to pull away and started the second quarter on a 10-2 run, leading for all but 46 seconds in the game against the Wolf Pack. UNM led for 37:36 against Nevada and by as many as 12 in the second quarter and against SDSU, UNM led for 36:07 and by as many as 13. Against Wyoming, UNM led for 27:14 and by as many as eight.

In the four MW games, UNM has led for 135:18 and trailed for only 18:30 and hasn't trailed by more than five (occurring in the first quarter in all four games). UNM has led after the first, second and third quarters in all four MW games and is 4-0 in conference play.

On the season, UNM is outscoring its opponents 328-263 in the first quarter (+65). The Lobos are outscoring opponents by 262-229 in the second (+33), 308-291 (+17) in the third and 318-316 in the fourth. UNM holds a 1216-1099 (+117) edge in overall points.

In addition, the Lobos have led for a total of 436:59 this season, leading after the first quarter in 13 games (exception was Gonzaga and at NMSU; tied against Pepperdine and Abilene Christian), and trailed for a total of 188:41, with the largest time trailing coming against Gonzaga of 39:13. UNM never trailed in the game against South Carolina State, North Texas and Sacramento State, but also never led against Gonzaga although tying the game three times.

FAST-BREAK POINTS

On the season, UNM has scored 186 fast-break points, while limiting opponents to 126. The Lobos held NAU and NMSU to five fast-break points, Western New Mexico, Pepperdine and UC Irvine to four and South Carolina State, Sacramento State, Gonzaga and Wyoming to two. The Lobos didn't allow a fast-break point against SDSU.

The Lobos have had the edge in fast-break points in 12 games.

PAINT POINTS

The trend of prioritizing the paint points has continued from last season with UNM scoring 618 of its 1216 points in the paint, accounting for 50.8% of the

GAME 18: NEW MEXICO vs UNLV

points and an average of 36.4 points per game. The Lobos are outscoring opponents 618-476 (+142) in the paint and have outscored opponents in the paint in 12 games (9-3 in those games).

UNM has scored 50.0% or more of its points in a game in the paint in 10 games, four times scoring 60.0% or more of its points in a game in the paint.

In the season opener, UNM scored 42 of its 78 points in the paint, accounting for 53.8%. UNM outscored NAU 42-34 in the paint, with 14 points in both the first and second quarters coming in the paint to account for 28 of UNM's 42 points at the half. UNM had a season-best 56 paint points in the game against Western New Mexico, accounting for a season-high 65.9% of the total points. In the game against South Carolina State, UNM outscored the Lady Bulldogs 48-18 in the paint, scoring 60.0% of the total points in the paint. In the game against Gonzaga, UNM outscored the Bulldogs 38-30 in the paint with 55.9% of UNM's total points coming in the paint. Against UNT, UNM outscored the Mean Green 38-36 in the paint and 50.7% of its points came in the paint. In the game at NMSU, the Lobos outscored the Aggies 40-30 in the paint, accounting for 66.7% of the total points (60). Against Pepperdine, the Lobos outscored the Waves 40-18 in the paint and 48.8% of the total points (82). UNM held the edge in the paint against Sacramento State 32-26, with 46.4% of its points coming in the paint (69 total points). In the MW opener at Air Force, UNM scored 36 of its 69 points in the paint (52.2%). Against Nevada, UNM scored 38 of its 70 points in the paint (54.3%), and followed that up with 42 of its 68 points in the paint (61.8%) against San Diego State. UNM outscored Wyoming in the paint 42-38, accounting for 57.5% of its points.

Last season, UNM outscored opponents in the paint in 24 games and by a 978-810 (+168) margin. UNM scored 47.2% of its points (978 of 2071) in the paint last season, averaging 30.6 points per game with 14 games scoring 50% or more of its total points in the paint.

CONSISTENT V

Viané Cumber has scored in double figures in all 17 games this season, the only Lobo to do so. She scored 23 points against Morehead State to lead the team in scoring, had 14 in the season opener against Northern Arizona, 10 at Texas Tech, 13 against Western New Mexico and South Carolina State, 16 against Gonzaga, 15 against UC Irvine, 19 against North Texas and 18 and 11 against New Mexico State. She scored 12 points against Pepperdine and a game- and career-high 25 points against Sacramento State. She led the Lobos in scoring for the second time in the week with 18 against Abilene Christian and for the third consecutive game with a game-high 20 at Air Force. Cumber scored 10 of her 17 points against Nevada in the fourth quarter and went 6-6 from the free-throw line against SDSU to finish with 12 points. Against Wyoming, she finished with 16 points.

In the game against Sacramento State, she scored 12 of her career-high 25 points in the final quarter, going 4-4 from the floor, 2-2 from three-point range and 2-2 from the free-throw line, and added eight rebounds and three assists in the game to lead the Lobos in all three categories. In the final two quarters, she went 6-7 from the floor, 3-4 from three-point range and scored 17 points.

She is currently averaging 16.0 points per game, 6.5 rebounds per game, 1.6 assists per game and shooting 43.8% from the floor, 36.2% from three-point range and 98.0% from the free-throw line. Cumber is second on the team in points per game, behind 91 made field goals, and in rebounds per game. She is third in steals per game (1.1) and fourth in assists per game. The Albuquerque native also leads the team in made three-pointers with 42, 21 more than the next Lobo. Cumber has led the Lobos in scoring in five games, tied for the team lead in one, and has two double-doubles.

Amongst the conference, Cumber leads in free throw percentage, is fifth in scoring, fourth in field goal percentage and ninth in rebounds per game, while third in defensive rebounds per game (5.8).

Last season, Cumber scored in double figures in 17 games with four games of 20-plus points, leading the Lobos in scoring six times. The Lobo also registered three double-doubles, with 14 points and a career-high 14 rebounds against Eastern Illinois, 21 points and 11 rebounds against Utah State and 11 rebounds and 10 points at San Diego State.

Further, Cumber has scored in double figures 53 times and 20 or more points nine times in her career.

Cumber is on the verge of a couple of reachable milestones with 974 points (26 away from 1,000) and 200 three-pointers, fourth all-time in program history. She is the fourth Lobo in program history to reach 200 career three-pointers. She is 39 three-pointers from tying the program record of 239 set by LaTascya Duff and would have to average roughly two to three three-pointers per game.

THREES IN VIANÉ'S DNA

The easiest way to know how to pronounce Viané's name is VNA, like DNA but VNA. And three-pointers are in Viané's DNA.

In her career, she has made a three in 74 games with 55 games with multiple threes, three or more three-pointers in 31 career games and 11 career games with five or more three-pointers. She has made at least one three-pointer in 48 of the last 52 games she's played in.

Among one of the best three-point shooters in the conference, she made three or more three-pointers 10 times last season. This season, she's made multiple three-pointers in 10 games and three or more in seven games.

This season, she's made 42 with multiple three-pointers in 11: seven against Morehead State, five against Sacramento State, four against Gonzaga and Air Force, three against South Carolina State, North Texas and Abilene Christian and two against Northern Arizona, Texas Tech, Pepperdine and Wyoming. Her seven are tied for the 25th most made three-pointers in a game this season in the NCAA and tied for the eighth most in a game by a Lobo in program history.

She is tied for first in the Mountain West in three-pointers per game (2.5) and in made three-pointers. Nationally, she is 20th in the NCAA in three-pointers and 63rd in three-pointers per game, while 16th in three-point attempts (116).

3-4 INSTANT IMPACT

Alyssa Hargrove has reached double digits in eight games as a Lobo, averaging 8.0 ppg on the season. Additionally, she is averaging 3.5 apg, 2.3 spg, 2.5 rpg, and 0.9 bpg in 28.4 mpg, while shooting 37.6% from the floor and 44.4% from three with two three-pointers in seven games.

Hargrove led the Lobos with four assists and a game-high two steals in the season opener, and had two steals, two blocks, two assists and three rebounds at Texas Tech. In the game against Western New Mexico, Hargrove had a game-high four steals and 10 points, nine of which she scored in the first quarter to pace the Lobos. In the game against South Carolina State, she had three steals, three assists and four rebounds. She filled the stat sheet against Gonzaga with four assists, three steals, two blocks, three rebounds and five points. It was her third game on the season with two blocks, tied her season high in assists and was the third consecutive game with three or more steals. In the game against UC Irvine, Hargrove assisted on the game-winning basket to give the Lobo her seventh assist of the game, which was not only a game high but a career high, topping her previous career high of six. In the game against North Texas, she finished with nine points, five steals and five assists. She matched her season high in points (12) and steals (five) against New Mexico State while tying for the team high in assists with three. She matched her career high in assists against Pepperdine. Hargrove had a career-high three blocks in the game against Abilene Christian to go with a season-high 14 points, and tied her season high in rebounds (six) to go with a game-high five assists and team-high four steals at Air Force. She added nine points, three steals and four assists against Nevada, leading the Lobos in steals and assists. In the game at San Diego State, she reached double figures with 12 points with two three-pointers, and added five rebounds and three steals, with the steals tying the game high.

Hargrove currently leads the team in steals (39) and assists (59), is third in made three-pointers (20), second in blocks (15) and fourth in scoring with a steal in 15 games and a block in nine. The Ohio native has 18 more steals than the next Lobo and 16 more assists than the next Lobo. Hargrove is third in the conference in steals per game and 37th in steals in the NCAA. She is also fourth in the MW in assists per game.

Destinee Hooks has been a consistent scorer for the Lobos, reaching double figures in 14 of the last 15 games, 15 games overall, and has scored 20-plus points in five games. She has also led the Lobos in scoring in nine games.

The Indiana native scored a game-high 21 points in the season opener, including 12 points at the half on 5-7 shooting. Hooks scored five consecutive points for UNM in the fourth quarter, including a game-tying three-pointer with 49 seconds left to tie the game at 75. She later made a free throw with 2.4 seconds left that tied the game at 78. Hooks followed that up with her second 20-point performance at Texas Tech, scoring a game-high 28 points for the second time leading the Lobos in scoring. Hooks led the Lobos in scoring for the third time with 15 against Western New Mexico and the fourth time against Gonzaga with her third 20-plus performance of 24 points. Against UC Irvine, she recorded her first double-double as a Lobo with a team-high 17 points and a season-high 10 rebounds, tying for the team high in rebounds. In the game against North Texas, she tied for the team- and game-high with 19 points and had a season-high four steals. Hooks scored 15 against New Mexico State while adding four rebounds and three assists. At NMSU, Hooks scored a team-high 27 points with 10 rebounds for her second double-double of the season, scoring 17 points between the first two quarters. In the four MW games, Hooks is averaging 17.8 ppg, shooting 52.6%.

Hooks currently leads the Lobos in scoring at 16.9 ppg and second in made free throws (40) and three-pointers (21). Additionally, she is fourth in the MW in scoring and is second in field goal percentage (.504) and currently 18th in the NCAA in field goals (115), 29th in points (291), 79th in field-goal percentage and 85th in points per game.

DOUBLE TIME

The Lobos have had multiple double-doubles in three games. The Lobos had two double-doubles in the win against Morehead State behind a 23-point and 12-rebound performance from Viané Cumber that included seven three-pointers and a 12-point and 10-rebound performance from Hulda Joaquim. For Joaquim, it was her career high in points and the third time with double-digit rebounds as a Lobo, recording her first career double-double.

UNM had its second game with multiple double-doubles against UC Irvine with Destinee Hooks scoring 17 points to go with 10 rebounds for her first as a Lobo and Cumber recording her second of the season with 15 points and 10 rebounds. The third time was against New Mexico State with Hooks scoring 27 points and finished with 10 rebounds while Joaquim recorded 14 rebounds and 12 points, setting a career high in rebounds,

UNM has eight double-doubles on the season with Joaquim accounting for four (also had 14 points, 10 rebounds vs. South Carolina State and a career-best 16 points and 11 rebounds at Air Force) to go with Cumber's two and two for Hooks.

POINT OF EMPHASIS

UNM entered the season having to replace its point guard from a season ago in Aniyah Augmon. The Lobos have options in freshmen Reza Po and Joana Magalhães, returning sophomore Lara Langermann and senior Alyssa Hargrove.

All four have been the one in games this season. Hargrove leads the team in assists with 59 (3.5 per game), followed by Magalhães (43, 2.5 per game) and Langermann at 21 (1.3). Langermann had a career-high four assists in the game against Gonzaga with Hargrove having a career high against UC Irvine with seven, which she matched against Pepperdine.

FROM 0-60

A pattern emerged last season centered around the No. 60. Sixty was the magic number for the Lobos as UNM was 19-1 when scoring 60 or more points and 14-2 when allowing fewer than 60 points. In conference games, UNM was 11-1 when scoring 60 or more and 7-1 when allowing fewer than 60 points.

This season, there were seven games when both occurred. The win against Morehead State followed suit, scoring 66 points and allowed 56, as did the win against Western New Mexico, scoring 85 and allowing 56. Against South Carolina State, UNM scored 80 and allowed a season-low 38 and against North Texas, UNM scored 75 and allowed 58. In the game against Pepperdine, UNM allowed 59 points while scoring 82 and followed it up in the next game against Sacramento State with 69 points while allowing 57. Against SDSU, UNM scored 68 while allowing 59.

UNM has scored 60 or more points in all 17 games this season and is 7-0 when allowing fewer than 60 points. UNM opponents are averaging 64.6 ppg.

...OR IS IT 69?

UNM scored 69 points in three consecutive games (Sacramento State, Abilene Christian and Air Force), going 2-1 in those games. The Lobos shot 45.4% and 37.1% from three in the last three games, making 7.7 three-pointers per game, and outscoring opponents 207-197. UNM outscored its opponents 60-47 in the first quarter, 35-32 in the second and 62-49 in the fourth and held a lead entering the fourth quarter against Sacramento State and Air Force.

Viané Cumber led the team in scoring in all three games with 25 points, 18 points and 20 points, an average of 21.0 ppg behind 12 three-pointers.

HELLO FROM THE OTHER SIDE

Amhyia Moreland spent the last two seasons at MW opponent San José State.

Against the Lobos, Moreland scored 19 points on 8-13 shooting with four rebounds and two steals at The Pit on Feb. 14 and scored eight points on the other two occasions she played her future team (both were in San Jose).

Moreland averaged 11.6 ppg and 5.9 rpg last season with the Spartans.

MAKE YOURSELF AT HOME

The Lobos have a total of 22 home games on the schedule with two exhibitions, 11 non-conference and nine MW games.

In the opening month, UNM had six home games with two separate three-game homestands broken up by a trip to Texas Tech. UNM has five home games in December with one road trip to Las Cruces and New Mexico State.

UNM has four home games in both January and February and close the MW schedule at home against Air Force on March 4.

The Lobos went 14-4 at home last season and 45-8 (85%) at home in the last three years.

In 13 home games, UNM is outscoring opponents 951-834 (+117) in home games and averaging 73.2 ppg while allowing 64.2 ppg. The Lobos are shooting 44.4% and 34.6% from three-point range, making an average of 7.8 three-pointers per game. UNM is also outrebounding opponents 38.5-33.2 (+5.3) and averaging 9.7 steals per game and 5.0 blocks per game in The Pit.

Destinee Hooks (15.6 ppg) and Viané Cumber (16.8 ppg) are averaging double figures in home games, while Hulda Joaquim is averaging 7.8 ppg and 6.9 rpg and Alyssa Hargrove is averaging 7.9 ppg, 2.2 spg and 3.8 apg.

20/10 AGAIN

The Lobos are coming off a 21-11 overall record, 12-6 record in the MW to finish second in the standings. It marked the fourth consecutive year with at least 10 conference wins and the seventh time in Coach Mike Bradbury's eight years at UNM. The Lobos reached 20 wins for the third consecutive year and the fifth time under Bradbury.

Only UNM, CSU and UNLV have reached the 20-win mark in each of the last three years. In addition, only UNM and UNLV have won 10 or more MW games in each of the last four years.

DÉJÀ VU

UNM was picked to finish sixth in the MW preseason poll for the second-straight season.

UNM received 172 points, with the Lobos receiving 168 points in last year's preseason poll before finishing second in the final standings. The Lobos were picked ahead of Nevada (125 points), Air Force (116 points), Fresno State (109 points), San José State (60 points) and Utah State (41 points), with San Diego State above them in fifth (218 points).

UNLV was picked as the preseason favorite with 21 first-place votes and 298 points, followed by Wyoming (three first-place votes, 251 points), Colorado State (four first-place votes, 248 points), Boise State (221 points) and the aforementioned San Diego State.

STILL THE ONE

The lone returning starter from a season ago, Viané Cumber was selected to the Preseason All-Mountain West Team. Cumber was one of 10 players selected to the preseason team, marking the first conference selection of her career. Entering her fourth year at UNM, the Albuquerque native has appeared in 80 games with 45 starts, including starting all 29 games she played in last season.

Cumber is coming off a season in which she averaged 11.4 points per game, 6.0 rebounds per game, both career bests, as well as had a career-best 39 assists, 22 steals and five blocks. A three-point threat, the Lobo guard made 70 last season, bringing her career total to 158 and her career three-point percentage to 36.0.

Against MW opponents, Cumber averaged 11.4 points per game, 6.7 rebounds per game, and finished in double figures in 12 games with two games with 20-plus points. She registered two double-doubles against Utah State (21 points, 11 rebounds) and at San Diego State (10 points, 11 rebounds) and made at least one three-pointer in all but two conference games. She made multiple three-pointers in 13 MW games and five or more in three, including six three-pointers at UNLV with the sixth one the game winner to give her 22 points.

She led the Lobos in scoring in six games and tied for the team high in one, and led the team in rebounds in seven games while tied for the team high in four.

A WHOLE NEW TEAM

The 2024-25 Lobos has a different look than a season ago, with 10 newcomers on the roster. Of the 10, four are freshmen and six are transfers.

UNM returns one starter from a season ago in Viané Cumber, who averaged 11.4 points per game, 6.0 rebounds per game, both career bests, as well as had a career-best 39 assists, 22 steals and five blocks last season. Entering their sophomore seasons, Lara Langermann and Paris Lauro return after making 32 appearances with six starts and 22 appearances, respectively. Hulda Joaquim begins her third year with the Lobos and played in 31 games last year for a combined 44 games during her Lobo career.

Joining the Lobos in the offseason were freshmen Reza Po, Joana Magalhães, Nayli Padilla and Lilli Hakkarainen. The Lobos are a relatively young team with eight of the 14 underclassmen, however, of the 14, eight also bring Division I collegiate experience with the addition of transfers Drew Jordon (Wagner), Clarissa Craig (Cincinnati), Amhyia Moreland (San José State) and Alyssa Hargrove (Austin Peay) to compliment the four Lobo returners.

ROSTER BREAKDOWN

The roster breaks down to 4 freshmen (28.6%), 4 sophomores (28.6%), 1 junior (7.1%), 4 seniors (28.6%) and 1 graduate student (7.1%). Eight of the 14 are underclassmen (57.1%) with six upperclassmen (42.9%).

AROUND THE WORLD

The roster breaks down further to span across the globe with seven countries represented and seven U.S. states with 12 different languages spoken. UNM has players from six international countries in Germany, Republic Democratic of Congo, Spain, Portugal, Mozambique, Finland as well as a greater U.S. footprint with Washington DC, North Carolina, Ohio, California, Texas, Indiana and New Mexico.

SUMMER ABROAD

Two Lobos spent their summer with their respective national teams, playing in the FIBA U20 Women's EuroBasket in Klaipeda and Vilnius, Lithuania.

Lara Langermann played for the German National Team, finishing in fourth place after losing to France in the semifinals and Italy in the third-place game. Lilli Hakkarainen played for the Finnish National Team.

Langermann and Hakkarainen faced each other in the round of 16 with Germany winning 90-60. Langermann scored 11 points on 4-5 shooting, 3-4 from three-point range, while Hakkarainen finished with five points and three rebounds.

Hakkarainen finished the tournament averaging 6.1 ppg, 4.0 rpg, 1.9 apg and 0.7 spg while playing 24.4 mpg. Langermann finished averaging 4.4 ppg, 1.3 rpg, 1.6 apg, 0.7 spg in 14.3 mpg.

LAST TIME IT HAPPENED (UNM)

As A Team

Scored 100 Points:	111 - vs. Utah State (2-25-23)
Scored 90 Points:	98 - at Utah State (1-28-23)
Scored Fewer Than 50 Points:	40 - vs Southern Utah (12-7-23)
Scored Fewer Than 40 Points:	38 - at Colorado St. (1-3-15)
Won by 50 Points:	+56 (W, 111-55) - vs. Utah State (2-25-23)
Won by 40 Points:	+42 (W, 80-38) - vs. South Carolina State (11-20-24)
Won By 30 Points:	+38 (W, 98-60) - at Utah State (1-28-23)
Lost By 30 Points:	-37 (L, 47-84) - at (RV) Arizona St. (12-14-19)
Lost By 40 Points:	-42 (L, 63-105) - at Oklahoma (12-16-17)
Shot 60% or Better:	61.2% - vs. Pacific (11-9-01)
Shot Less Than 30%:	27.3% (15-55) - vs Southern Utah (12-7-23)
Shot 60% 3FG or Better:	64.0% (16-25) - at Fresno State (2-28-23)
Shot Less Than 20% 3FG:	17.6% (3-17) - vs San Diego State (3-11-24)
Made 15 3-Pointers:	16 - at Fresno State (2-28-23)
Shot 90% on FTs (10 or more):	91.7 (11-12) - vs. Texas Southern (11-6-23)
Shot Less Than 40% On FTs:	33.3% (4-12) - vs UNLV (2-3-24)
Had 50 Rebounds:	52 - at Air Force (1-27-24)
Had 20 Offensive Rebounds:	21 - vs. Northern N.M. (11-12-21)
Had 25 Assists:	25 - vs. Utah State (2-25-23)
Had 20 Turnovers:	22 - at Air Force (12-29-24)
Had Less Than 10 Turnovers:	7 - vs. Wyoming (1-8-25)
Had 10 Steals:	11 - San Diego State (1-4-25)
Had 10 Blocks:	10 - vs. Morehead State (11-7-24)
Had Two 20-Point Scorers:	vs. Fresno State (1-24-24)
	Nyah Wilson (24) and Paula Reus (20)
Had Three 20-Point Scorers:	vs. Grand Canyon (3-16-22)
	LaTascya Duff (27), Jaedyn De La Cerda (22) and Shaiquel McGruder (20)
Had 7 Double-Digit Scorers:	vs. Utah State (2-25-23)
Had 6 Double-Digit Scorers:	at Arkansas-Pine Bluff (12-17-20)
Had 5 Double-Digit Scorers:	vs. Nevada (3-2-24)
Had No Double-Digit Scorers:	vs. (RV) Arizona St. (12-14-19)
Had Two 10+ Rebounders:	vs. New Mexico State (12-8-24)
	Hulda Joaquim (14) and Destinee Hooks (10)
Scored 50-60 Points In 1st Half:	51 - vs. Nevada (3-2-24)
Scored 50-60 Points In 2nd Half:	50 - vs. South Carolina State (11-20-24)
Scored 60+ Points in a 2nd Half:	62 - vs. Utah State (2-25-23)
Scored 20 Or Fewer Points In 1st Half:	20 - vs UNLV (2-3-24)
Scored 20 Or Fewer Points In 2nd Half:	19 - vs Southern Utah (12-7-23)
Scored Less Than 10 Points in a Quarter:	9 - at Air Force (12-29-24)
Failed To Make a 3FG:	at (RV) Arizona St. (12-14-19)
Defeated a Ranked Team:	W, 69-66 vs. No. 25 UNLV (1-20-24)
Lost To a Ranked Team:	L, 67-56 at No. 20 Gonzaga (12-22-23)
Won an OT Game:	W, 81-78 vs. Eastern Illinois (11-28-23)
Lost an OT Game:	L, 83-77 vs Arizona State (11-20-22)
Won a 2OT Game:	W, 89-85 at Houston (11-24-18)
Lost a 2OT Game:	L, 69-65 vs. Fresno St. (1-2-16)

As An Individual

Had a Triple-Double:	Aisia Robertson (28 pts, 11 rebs, 11 assists)
	at Houston (11-24-18)
Had a Double-Double (Pts/Reb):	Hulda Joaquim (16 pts, 11 reb.)
	at Air Force (12-29-24)
Had a Double-Double (Pts/Asst):	Aniyah Augmon (15 pts & 10 assists)
	vs. Nevada (3-2-24)
Had a Double-Double (Reb/Asst):	Cherise Beynon (13 reb, 10 assists)
	vs. Fairleigh Dickinson (11-12-16)
Scored 20+ Pts with 10+ Rebs:	Destinee Hooks (27 pts, 10 reb.)
	vs. New Mexico State (12-8-24)
Scored 30 Points:	Nyah Wilson (33 pts) at Fresno State (3-5-24)
Scored 40 Points:	Cherise Beynon (41) at SDSU (1-20-18)
Scored 30 Points (MW Only):	Nyah Wilson (33 pts) at Fresno State (3-5-24)
Scored 40 points (MW Only):	Cherise Beynon (41)
	at San Diego St. (1-20-18)
Had 20+ Rebounds:	Charlotte Kohl (20) vs. Mississippi Valley State (12-4-23)
Had 15+ Rebounds:	Aniyah Augmon (16) vs. Colorado State (2-10-24)
Had 15+ Assists:	Aisia Robertson (16) vs. Oklahoma (11-28-18)
Had 5+ Steals:	Alyssa Hargrove (5) vs. New Mexico State (12-6-24)
Had 5+ Blocks:	Amyhia Moreland (6) vs. South Carolina State (11-20-24)

LAST TIME IT HAPPENED (OPP)

As A Team

Scored 100 Points:	105 - Oklahoma (12-16-17)
Scored 90 Points:	93 - UNLV (2-2-23)
Scored Less Than 50 Points:	46 - Colorado State (2-10-24)
Scored Less Than 40 Points:	38 - South Carolina State (11-20-24)
Shot 50% Or Better:	52.1% (25-48) - Wyoming (1-8-25)
Shot Less Than 30%:	29.4% (15-51) - South Carolina State (11-20-24)
Shot 50% 3FG Or Better:	52.9% (9-17) - Gonzaga (12-22-23)
Shot Less Than 20% 3FG:	8.3% (1-12) - North Texas (12-1-24)
Made 15 3-Pointers:	15 - San José St. (1-22-20)
Shot 90% On FTs (10 or more):	92.9% (13-14) - Gonzaga (11-24-24)
Shot Less Than 50% On FTs:	33.3% (3-9) - Mississippi Valley State (12-4-23)
Had 50 Rebounds:	53 - Mississippi State (12-21-22)
Had 20 Offensive Rebounds:	24 - Houston (11-12-22)
Had 25 Assists:	26 - Houston (11-20-21)
Had 20 Turnovers:	23 - North Texas (12-1-24)
Had 30 Turnovers:	30 - Northern NM (11-15-17)
Had Less Than 10 Turnovers:	8 - UC Irvine (11-27-24)
Had 10 Steals:	10 - Nevada (1-1-25)
Had 10 Blocks:	11 - Boise State (2-21-24)
Had Two 20-Point Scorers:	UNLV (1-14-23)
	Desi-Rae Young (22) and Alyssa Durazo-Frescas (20)
Had 6 Double-Digit Scorers:	San Diego State (3-6-23)
Had 5 Double-Digit Scorers:	UNLV (2-2-23)
Had No Double-Digit Scorers:	South Carolina State (11-20-24)
Had Two 10+ Rebounders:	UNLV (2-3-24)
	Desi-Rae Young (10) and Alyssa Brown (11)
Scored 50+ Points In 1st Half:	54 - San José St. (1-22-20)
Scored 50+ Points In 2nd Half:	50 - Colorado State (3-8-22)
Scored 20 Or Less Points In 1st Half:	20 - Sacramento State (12-19-24)
Scored 20 Or Less In 2nd Half:	18 - South Carolina State (11-20-24)
Scored Less Than 10 Points in Quarter:	9 - San Diego State (1-4-25)
Failed To Make a 3FG:	0-1 by San Diego State (2-18-15)

As An Individual

Had a Double-Double (Pts/Reb):	Fanta Gassama (14 pts, 13 reb)
	New Mexico State (12-8-24)
Had a Double-Double (Pts/Asst):	Miah Monahan (16 pts, 10 asts.)
	Eastern Illinois (11-28-23)
Had a Double-Double (Pts/Steals):	Jasmyne Harris (28 pts & 10 steals)
	Houston (11-28-18)
Had 20+ Points & 10+ Rebounds:	Yvonne Ejim (26 pts, 17 reb)
	Gonzaga (11-24-24)
Scored 30 Points:	Molly Kaiser (30) - New Mexico State (12-8-24)
Scored 30 Points (MW Only):	Essence Booker (31) - UNLV (1-27-22)
Had 20+ Rebounds:	Kaylee Johnson (22) - No. 1 Stanford (11-24-14)
Had 15+ Rebounds:	Yvonne Ejim (17) - Gonzaga (11-24-24)
Had 10+ Assists:	Miah Monahan (10) - Eastern Illinois (11-28-23)
Had 5+ Steals:	Dymonique Maxie (5) - Nevada (1-1-25)
Had 5+ Blocks:	Gracie Johnson (5) - Utah State (1-10-24)

STATS

STAT COMPARISON

UNLV		UNM
74.8	Points Per Game	71.5
43.3	FG%	44.4
35.0	3FG%	33.6
72.5	FT%	72.3
7.3	Made 3-pt PG	7.1
38.5	Rebounds PG	38.4
11.3	Turnovers PG	16.9
15.3	Assists PG	14.8
2.9	Blocks PG	4.5
8.3	Steals PG	9.3
63.3	Scoring Defense	64.6
40.3	FG% Defense	39.7
33.5	3FG% Defense	31.9
+1.9	Rebound Margin	+4.5

UNM WHEN HOME/AWAY/NEUTRAL

STAT	HOME (13)	AWAY (4)	NEUTRAL
PPG	73.2	66.3	
Opp PPG	64.2	66.3	
FG %	44.4	44.5	
3FG%	34.6	29.2	
3 FG MPG	7.8	4.8	
FT%	72.7	71.4	
Opp FG%	40.5	37.6	
Opp 3FG%	33.1	28.1	
RPG	38.5	38.0	
Opp RPG	33.2	36.3	
APG	16.5	9.0	
SPG	9.7	8.0	
TOV	16.1	19.8	

UNM STARTING LINEUPS (GAME)

Game	G	G	G	G	F
Northern Arizona	Hooks	Hargrove	Magalhães	Cumber	Joaquim
Morehead State	Hooks	Hargrove	Magalhães	Cumber	Joaquim
Texas Tech	Hooks	Hargrove	Magalhães	Cumber	Joaquim
Western New Mexico	Hooks	Hargrove	Langermann	Cumber	Joaquim
South Carolina State	Hooks	Hargrove	Magalhães	Cumber	Joaquim
Gonzaga	Hooks	Hargrove	Magalhães	Cumber	Joaquim
UC Irvine	Hooks	Hargrove	Magalhães	Cumber	Joaquim
North Texas	Hooks	Hargrove	Magalhães	Cumber	Joaquim
New Mexico State	Hooks	Hargrove	Magalhães	Cumber	Joaquim
New Mexico State	Hooks	Hargrove	Magalhães	Cumber	Joaquim
Pepperdine	Hooks	Hargrove	Magalhães	Cumber	Joaquim
Sacramento State	Hooks	Hargrove	Magalhães	Cumber	Joaquim
Abilene Christian	Hooks	Hargrove	Magalhães	Cumber	Joaquim
Air Force	Hooks	Hargrove	Magalhães	Cumber	Moreland
Nevada	Hooks	Hargrove	Magalhães	Cumber	Moreland
San Diego State	Langermann	Hargrove	Magalhães	Cumber	Joaquim
Wyoming	Hooks	Hargrove	Magalhães	Cumber	Moreland
UNLV					
Colorado State					
Utah State					
Fresno State					
Boise State					
San Diego State					
Colorado State					
UNLV					
Boise State					
San José State					
Utah State					
Wyoming					
Fresno State					
Air Force					

UNM STARTING LINEUPS (RECORD)

Joaquim, Hooks, Hargrove, Magalhães, Cumber	6-6
Moreland, Hooks, Hargrove, Magalhães, Cumber	3-0
Hooks, Hargrove, Langermann, Cumber, Joaquim	1-0
Magalhães, Hargrove, Langermann, Cumber, Joaquim	1-0

DOUBLE-DOUBLE TRACKER

Viané Cumber	23 pts, 12 reb	Morehead State (11/7)
Hulda Joaquim	12 pts, 10 reb	Morehead State (11/7)
Hulda Joaquim	14 pts, 10 reb	South Carolina State (11/20)
Destinee Hooks	17 pts, 10 reb	UC Irvine (11/27)
Viané Cumber	15 pts, 10 reb	UC Irvine (11/27)
Hulda Joaquim	12 pts, 14 reb	New Mexico State (12/8)
Destinee Hooks	27 pts, 10 reb	New Mexico State (12/8)
Hulda Joaquim	16 pts, 11 reb	Air Force (12/29)

CAREER DOUBLE-DOUBLES

	2024-25	Career
Hulda Joaquim	4	4
Viané Cumber	2	5
Destinee Hooks	2	2

20-POINT TRACKER

Destinee Hooks	21 pts	NAU (11/4)
Viané Cumber	23 pts	Morehead State (11/7)
Destinee Hooks	28 pts	Texas Tech (11/12)
Destinee Hooks	24 pts	Gonzaga (11/24)
Destinee Hooks	27 pts	New Mexico State (12/8)
Viané Cumber	25 pts	Sacramento State (12/19)
Viané Cumber	20 pts	Air Force (12/29)
Destinee Hooks	20 pts	Wyoming (1/8)

GAME 18: NEW MEXICO vs UNLV

	CONFERENCE						OVERALL							
Team (AP/Coaches)	W	L	Pct.	Home	Away	Neutral	W	L	Pct.	Home	Away	Neutral	Last 10	Strk
UNLV	4	0	1.000	2-0	2-0	0-0	12	4	.750	9-1	3-3	0-0	8-2	W5
New Mexico	4	0	1.000	1-0	3-0	0-0	11	6	.647	8-4	3-2	0-0	7-3	W4
Colorado State	3	1	.750	2-0	1-1	0-0	12	5	.706	9-1	1-2	2-2	7-3	L1
Wyoming	2	1	.667	1-1	1-0	0-0	8	7	.533	4-2	2-4	2-1	6-4	L1
San Diego State	2	2	.500	1-1	1-1	0-0	13	4	.765	6-2	5-1	2-1	6-4	W12
Boise State	2	2	.500	1-1	1-1	0-0	12	5	.706	7-1	1-1	3-3	5-5	W1
Nevada	2	2	.500	1-1	1-1	0-0	7	10	.412	5-4	2-3	0-3	4-6	L1
Fresno State	1	2	.333	0-1	1-1	0-0	10	6	.625	7-2	2-3	1-1	5-5	W1
Air Force	0	3	.000	0-2	0-1	0-0	10	5	.667	6-2	2-3	2-0	6-4	L3
Utah State	0	3	.000	0-2	0-2	0-0	1	14	.067	1-5	0-7	0-2	0-10	L12
San José State	0	4	.000	0-2	0-2	0-0	7	10	.412	5-5	1-4	1-1	3-7	L4

^ MW Regular Season Champions % MW Tournament Champion

MOUNTAIN WEST STATISTICS

TEAM		
FG %	All .444 (1st)	Conference .427 (6th)
Rebounding Margin	+4.5 (2nd)	+0.8 (6th)
Def. Rebounds/Game	27.4 (2nd)	26.8 (3rd)
Blocks per Game	4.5 (2nd)	3.3 (5th)
Scoring	71.5 (2nd)	70.0 (3rd)
Rebounds/Game	38.4 (3rd)	37.0 (T-4th)
Steals/Game	9.3 (3rd)	9.0 (2nd)
Rebounding Defense	33.9 (3rd)	36.3 (8th)
Assists per Game	14.8 (5th)	12.8 (T-5th)
Scoring Margin	+6.9 (5th)	+7.3 (4th)
3-Pt FG Made	7.1 (6th)	5.5 (T-8th)
FG % Defense	.397 (6th)	.397 (2nd)
3-PT FG %	.336 (6th)	.324 (8th)
Assist/Turnover Ratio	0.9 (6th)	0.9 (6th)
Free Throw %	.723 (7th)	.787 (3rd)
Off. Rebounds/Game	11.0 (7th)	10.3 (T-6th)
3-Pt FG % Defense	.319 (8th)	.310 (3rd)
Scoring Defense	64.7 (8th)	62.8 (T-3rd)
INDIVIDUAL		
All Conference		
Scoring		
Destinee Hooks	17.1 (4th)	17.8 (3rd)
Vianè Cumber	16.0 (5th)	16.3 (7th)
Rebounding		
Hulda Joaquim	7.4 (5th)	8.3 (2nd)
Vianè Cumber	6.5 (9th)	6.3 (T-9th)
Offensive Rebounds		
Hulda Joaquim	3.2 (4th)	4.0 (1st)
Amhyia Moreland	2.2 (11th)	1.8 (T-15th)
Defensive Rebounds		
Vianè Cumber	5.8 (3rd)	5.5 (T-3rd)
Hulda Joaquim	4.1 (T-11th)	4.3 (9th)
Joana Magalhães	--	3.8 (T-14th)
FG%		
Destinee Hooks	.504 (2nd)	.526 (7th)
Vianè Cumber	.438 (4th)	--
Free Throw %		
Vianè Cumber	.980 (1st)	1.00 (T-1st)
3-Point FG Made		
Vianè Cumber	2.5 (T-1st)	1.8 (T-13th)
Assists		
Alyssa Hargrove	3.5 (4th)	3.3 (T-6th)
Joana Magalhães	2.5 (T-12th)	2.5 (T-13th)
Destinee Hooks	--	2.5 (T-13th)
Blocks		
Amhyia Moreland	1.5 (T-4th)	1.5 (T-4th)
Alyssa Hargrove	0.88 (10th)	--
Hulda Joaquim	0.82 (T-11th)	--
Steals		
Alyssa Hargrove	2.3 (3rd)	2.5 (T-3rd)
Joana Magalhães	--	1.5 (T-14th)
Destinee Hooks	--	1.5 (T-14th)
Assist/Turnover Ratio		
Alyssa Hargrove	1.1 (6th)	1.0 (8th)
Minutes Played		
Vianè Cumber	33.1 (3rd)	35.1 (4th)
Destinee Hooks	--	31.9 (15th)

NCAA STATISTICS

TEAM	
Blocks Per Game	37th (4.5)
Defensive Rebounds Per Game	65th (27.4)
FG %	70th (44.4)
Scoring Offense	92nd (71.5)
Rebounding Margin	93rd (4.5)
Fouls Per Game	95th (15.5)
Three-Point %	96th (33.6)
INDIVIDUAL	
Vianè Cumber	
3-Point Attempts	16th (116)
3-Pointers	20th (42)
Points	47th (272)
3-Pointers Per Game	63rd (2.5)
Alyssa Hargrove	
Steals	37th (39)
Steals Per Game	89th (2.3)
Destinee Hooks	
Field Goals	18th (115)
Points	29th (291)
Field Goal Attempts	39th (228)
Field Goal Percentage	79th (50.4)
Points Per Game	85th (17.1)
Hulda Joaquim	
Rebounds	79th (125)
Amhyia Moreland	
Blocks	45th (26)
Blocks Per Game	76th (1.5)
PLAYER OF THE WEEK	
FRESHMAN OF THE WEEK	

UNM'S RECORD WHEN...

	Overall	In MW
Overall	11-6	4-0
At home	9-4	2-0
On the road	2-2	2-0
At neutral sites		
After a win	6-4	3-0
After a loss	5-1	
In overtime		
vs. ranked opponents		
Games decided by 1-4 points	1-1	
Games decided by 5-9 points	4-3	4-0
Games decided by 10-19 points	3-2	
Games decided by 20+ points	3-0	
Leading after Q1	10-3	4-0
Trailing after Q1	0-2	
Tied after Q1	1-1	
Leading at half	10-1	4-0
Trailing at half	1-4	
Tied at half	0-1	
Leading after Q3	11-2	4-0
Trailing after Q3	0-4	
Tied after Q3		
Shooting 50% or better	2-0	
Shooting between 40-49.9%	7-6	3-0
Shooting less than 40%	2-0	1-0
Opponent shoots 50% or better	1-1	1-0
Opponent shoots b/w 40-49.9%	3-3	1-0
Opponent shoots b/w 30-39.9%	6-2	2-0
Opponent shoots less than 30%	1-0	
UNM higher FG%	9-4	3-0
Opponent higher FG%	2-2	1-0
FG% Tied		
UNM outrebounds	9-2	2-0
Opponent outrebounds	2-4	2-0
Rebounds tied		
UNM more made free throws	8-1	3-0
Opponent more made free throws	2-5	1-0
Made free throws tied	1-0	
UNM 3FG% higher	5-3	1-0
Opponent 3FG% higher	6-3	3-0
3FG% tied		
UNM has more fouls	3-5	1-0
Opponent has more fouls	7-1	2-0
Fouls are tied	1-0	1-0
UNM more turnovers	4-4	1-0
Opponent more turnovers	7-2	3-0
Turnovers tied		
Scoring less than 50 points		
Scoring 50-59 points		
Scoring 60-69 points	5-4	2-0
Scoring 70-79 points	3-2	2-0
Scoring 80-89 points	3-0	
Scoring 90-99 points		
Scoring 100+ points		
Allowing 40 points or less	1-0	
Allowing 41-49 points		
Allowing 50-59 points	6-0	1-0
Allowing 60-69 points	4-1	3-0
Allowing 70-79 points	0-2	
Allowing 80-89 points	1-3	
Allowing 90+ points		
In November	4-3	
In December	4-3	1-0
In January	3-0	3-0
In February		
In March		

SERIES HISTORY

UNLV (28-42)

H: 16-13 A: 11-28 N: 1-1

1/20/75	L	71-64	A	3/7/12	W	61-58	A
2/18/77	L	72-53	A	1/9/13	L	68-57	A
2/19/77	L	93-54	A	2/9/13	L	58-57	H
12/2/77	L	94-74	A	3/14/13	W	72-59	A
12/3/77	L	96-78	A	1/15/14	L	78-56	A
1/12/79	L	91-81	A	2/19/14	W	65-58	H
2/14/79	L	77-69	H	1/21/15	W	63-60	H
12/13/79	W	83-72	H	2/21/15	L	79-73	A
2/17/80	L	70-55	H	1/13/16	W	67-53	H
2/6/81	L	75-69	A	2/3/16	L	57-48	A
12/12/81	W	81-71	H	1/11/17	L	56-42	A
1/5/84	L	79-39	A	2/1/17	L	61-52	H
1/17/98	W	77-60	A	1/17/18	L	66-68	H
2/15/98	W	89-69	H	2/24/18	L	62-74	A
1/22/00	L	55-51	H	1/9/19	W	57-66	A
2/19/00	L	65-50	A	1/23/19	W	80-77 (OT)	H
3/8/00	L	52-50	A	1/18/20	L	51-68	H
1/18/01	W	79-51	H	2/15/20	W	80-64	A
2/17/01	L	75-70	A	1/15/21	L	78-60	A
1/6/02	L	62-53	H	1/17/21	W	81-73	A
1/26/02	L	72-60	A	1/3/22	W	71-68	H
2/1/03	W	65-60	H	1/27/22	L	85-79	A
2/27/03	L	68-45	A	1/14/23	L	79-63	A
1/31/04	W	70-66	H	2/2/23	L	93-75	H
2/24/04	W	59-54	A	1/20/24	W	69-66	A
1/27/05	L	63-60	A	2/3/24	L	62-56	H
2/26/05	W	68-65	H				
3/11/05	W	70-67	N				
1/28/06	W	60-47	H				
3/2/06	L	65-63	A				
3/8/06	L	57-45	N				
1/27/07	W	77-56	H				
3/1/07	L	70-59	A				
3/7/07	W	80-52	A				
2/2/08	W	94-64	H				
3/4/08	W	68-65	A				
1/7/09	W	75-49	H				
2/7/09	L	57-51	A				
1/9/10	W	63-54	A				
2/10/10	L	65-59	H				
1/22/11	L	59-51	H				
2/23/11	W	68-60	A				
1/21/12	L	64-50	H				
2/18/12	L	65-60	A				

STARTER/ BENCH COMPARISON | LEADS (UNM/OPP.)

Opp.	Points	S/B	%	TIME LED	BIGGEST LEAD
Northern Arizona	78	57/21	73.1/26.9	34:12/3:30	13/3
Morehead State	66	52/14	78.8/21.2	39:33/0:17	24/2
Texas Tech	68	50/18	73.5/26.5	12:43/25:17	6/12
Western New Mexico	85	50/35	58.8/41.2	36:38/2:41	29/4
South Carolina State	80	48/32	60.0/40.0	39:37/0:00	43/0
Gonzaga	68	51/17	75.0/25.0	0:00/39:13	0/13
UC Irvine	65	47/18	72.3/27.7	16:41/19:33	10/8
North Texas	75	56/19	74.7/25.3	39:27/0:00	19/0
New Mexico State	71	51/20	71.8/28.2	15:37/19:08	6/13
New Mexico State	60	58/2	96.7/3.3	5:53/32:06	3/9
Pepperdine	82	52/30	63.4/36.6	34:10/2:55	30/2
Sacramento State	69	55/14	79.7/20.3	38:30/0:00	18/0
Abilene Christian	69	46/23	66.7/33.3	8:40/25:31	5/11
Air Force	69	53/16	76.8/23.2	34:21/4:41	9/4
Nevada	70	64/6	91.4/8.6	37:36/0:46	12/2
San Diego State	68	41/27	60.3/39.7	36:07/2:41	13/4
Wyoming	73	54/19	74.0/26.0	27:14/10:22	8/5
UNLV					
Colorado State					
Utah State					
Fresno State					
Boise State					
San Diego State					
Colorado State					
UNLV					
Boise State					
San José State					
Utah State					
Wyoming					
Fresno State					
Air Force					



Lydie Mwamba
G | 5-11 | JR.
Kinshasa, Republic
Democratic of Congo



Destinee Hooks
G | 5-9 | SO.
Indianapolis, Ind.



Alyssa Hargrove
G | 5-9 | SR.
Dayton, Ohio



Lara Langermann
G | 5-7 | SO.
Breckerfeld, Germany



Paris Lauro
F | 6-1 | SO.
Dallas, Texas



Nayli Padilla
G | 5-11 | FR.
Santa Cruz de Tenerife, Spain



Joana Magalhães
G | 5-5 | FR.
Lisbon, Portugal



Hulda Joaquim
F | 6-1 | GR.
Maputo, Mozambique



Drew Jordan
G | 5-11 | SO.
Washington, DC



Reza Po
G | 5-3 | FR.
San Bruno, Calif.



Amhyia Moreland
F | 6-1 | SR.
Charlotte, N.C.



Vianè Cumber
G | 5-10 | SR.
Albuquerque, N.M.



Clarissa Craig
F/C | 6-3 | SR.
Cincinnati, Ohio




Lilli Hakkarainen
G | 5-7 | FR.
Kotka, Finland



Mike Bradbury
Head Coach



Keith Freeman
Assoc. Head Coach



Nike McClure
Assistant Coach



Mackenzie Novak
Assistant Coach



Jaisa Nunn
Graduate Assistant



Hanna Hudson
Director of Operations



Isaiah Fernandez
Director of Player Development

NUMERICAL

#	Name	Pos	Ht	Yr	Hometown (Previous School)
1	Lydie Mwamba	G	5-9	Jr.	Kinshasa, Republic Democratic of Congo (Trinity Valley CC)
3	Destinee Hooks	G	5-9	So.	Indianapolis, Ind. (Vincennes)
4	Alyssa Hargrove	G	5-8	Sr.	Dayton, Ohio (Austin Peay State)
5	Lara Langermann	G	5-7	So.	Breckerfeld, Germany (Theodor-Heuss-Gymnasium Hagen)
10	Paris Lauro	F	6-0	So.	Dallas, Texas (Highland Park HS)
11	Nayli Padilla	G	5-9	Fr.	Santa Cruz de Tenerife, Spain (IES Tarahales)
13	Joana Magalhães	G	5-5	Fr.	Lisbon, Portugal (Quinta Do Marquês)
14	Hulda Joaquim	F	6-1	Gr.	Maputo, Mozambique (Seward County CC)
15	Drew Jordon	G	5-11	So.	Washington, DC (Wagner)
21	Reza Po	G	5-2	Fr.	San Bruno, Calif. (Sacred Heart Cathedral)
24	Amhyia Moreland	F	6-1	Sr.	Charlotte, N.C. (San José State)
33	Vianè Cumber	G	5-11	Sr.	Albuquerque, N.M. (Sandia HS)
40	Clarissa Craig	F/C	6-3	Sr.	Cincinnati, Ohio (Cincinnati)
45	Lilli Hakkarainen	G	5-7	Fr.	Kotka, Finland (Mäkelänrinne Upper Secondary School)

ALPHABETICAL

#	Name	Pos	Ht	Yr	Hometown (Previous School)
40	Clarissa Craig	F/C	6-3	Sr.	Cincinnati, Ohio (Cincinnati)
33	Vianè Cumber	G	5-11	Sr.	Albuquerque, N.M. (Sandia HS)
45	Lilli Hakkarainen	G	5-7	Fr.	Kotka, Finland (Mäkelänrinne Upper Secondary School)
4	Alyssa Hargrove	G	5-8	Sr.	Dayton, Ohio (Austin Peay State)
3	Destinee Hooks	G	5-9	So.	Indianapolis, Ind. (Vincennes)
14	Hulda Joaquim	F	6-1	Gr.	Maputo, Mozambique (Seward County CC)
15	Drew Jordon	G	5-11	So.	Washington, DC (Wagner)
5	Lara Langermann	G	5-7	So.	Breckerfeld, Germany (Theodor-Heuss-Gymnasium Hagen)
10	Paris Lauro	F	6-0	So.	Dallas, Texas (Highland Park HS)
13	Joana Magalhães	G	5-5	Fr.	Lisbon, Portugal (Quinta Do Marquês)
24	Amhyia Moreland	F	6-1	Sr.	Charlotte, N.C. (San José State)
1	Lydie Mwamba	G	5-9	Jr.	Kinshasa, Republic Democratic of Congo (Trinity Valley CC)
11	Nayli Padilla	G	5-9	Fr.	Santa Cruz de Tenerife, Spain (IES Tarahales)
21	Reza Po	G	5-2	Fr.	San Bruno, Calif. (Sacred Heart Cathedral)

STAFF

Mike Bradbury	Head Coach
Keith Freeman	Associate Head Coach
Nike McClure	Assistant Coach
Mackenzie Novak	Assistant Coach
Jaissa Nunn	Graduate Assistant
Hanna Hudson	Director of Operations
Isaiah Fernandez	Director of Player Development
Lexi Smith	Associate Athletic Trainer (WBB)
Emily Meinert	Assistant Director of Athletic Performance (WBB)

by eligibility

Grad Student (1)	
14 Hulda Joaquim	F
Seniors (4)	
4 Alyssa Hargrove	G
24 Amhyia Moreland	F
33 Vianè Cumber	G
40 Clarissa Craig	F/C

Juniors (1)

1 Lydie Mwamba	G
----------------	---

Sophomores (4)

3 Destinee Hooks	G
5 Lara Langermann	G
10 Paris Lauro	F
15 Drew Jordon	G

Freshmen (4)

11 Nayli Padilla	G
13 Joana Magalhães	G
21 Reza Po	G
45 Lilli Hakkarainen	G

home state

California (1)	
21 Reza Po	G

Indiana (1)

3 Destinee Hooks	G
------------------	---

North Carolina (1)

24 Amhyia Moreland	F
--------------------	---

New Mexico (1)

33 Vianè Cumber	G
-----------------	---

Ohio (2)

4 Alyssa Hargrove	G
40 Clarissa Craig	F/C

Texas (1)

10 Paris Lauro	F
----------------	---

Washington DC (1)

15 Drew Jordon	G
----------------	---

international

1 Lydie Mwamba (Republic Democratic of Congo)
5 Lara Langermann (Germany)
11 Nayli Padilla (Spain)
13 Joana Magalhães (Portugal)
14 Hulda Joaquim (Mozambique)
45 Lilli Hakkarainen (Finland)

PRONUNCIATIONS

Audio pronunciations are also available on their roster bios online

LARA LANGERMANN	La-Rah Lane-GRR-man
Paris LAURO	Loro (rhymes with Zorro)
NAYLI PADILLA	Nay-LEE PA-dee-ya
Joana MAGALHAES	Ma-ga-LANE-SHH
HULDA JOAQUIM	UI-da JOY-key-m
VIANE Cumber	V-UH-nay (like DNA but VNA)
Lilli HAKKARAINEN	HAWK-KERR-rine-in

Lobos

LOBOS

- #1 Lydie Mwamba (Republic Democratic of Congo)
- #3 Destinee Hooks (Indianapolis, Ind.)
- #4 Alyssa Hargrove (Dayton, Ohio)
- #5 Lara Langermann (Breckersfeld, Germany)
- #10 Paris Lauro (Dallas, Texas)
- #11 Nayli Padilla (Barrio de La Salud, Spain)
- #13 Joana Magalhães (Lisbon, Portugal)
- #14 Hulda Joaquim (Maputo, Mozambique)
- #15 Drew Jordon (Washington, DC)
- #21 Reza Po (San Bruno, Calif.)
- #24 Amhyia Moreland (Charlotte, N.C.)
- #33 Vianè Cumber (Albuquerque, N.M.)
- #40 Clarissa Craig (Cincinnati, Ohio)
- #45 Lilli Hakkarainen (Kotka, Finland)

LANGUAGES SPOKEN :
 PORTUGUESE, GERMAN, SPANISH, FINNISH, SWEDISH, CHINESE, FRENCH, ENGLISH,
 LINGALA, SWAHILI, TSHILUBA, CHANGANA

A R O U N D T H E W O R L D

LOBO WOMEN'S

Basketball



MIKE BRADBURY

RECORD AT UNM: 173-95 (9TH SEASON)

CAREER RECORD: 351-212 (18TH SEASON)

NOTEWORTHY:

- Named the sixth head coach in program history on March 31, 2016
- 26 wins in 2021-22 tied for most wins in program history
- Led UNM to 25 wins in 2017-18; tied for second-most wins in program history
- Led UNM to 20+ wins in five seasons, and .500 or better in seven
- Earned his 100th win at UNM on Nov. 30, 2021; only the second coach in program history to reach 100. Earned his 300th career win on Nov. 22, 2022 against Western N.M.

Mike Bradbury enters his ninth season as head coach for The University of New Mexico women's basketball team. In his previous eight seasons at the helm, Bradbury has guided the Lobos to a 162-89 (.645) and 89-51 (.636) in conference and became just the second coach in UNM history to win 100 games with a win over Grambling on Nov. 30, 2021.

Five times in his tenure (2017-18, 2018-19, 2021-22, 2022-23, 2023-24) the Lobos eclipsed the 20-win mark, with the Lobos tying the program record for most wins in a single season with 26 in 2021-22. Further, the 25 wins in 2017-18 were tied for the second-most wins in program history. The consecutive 20-plus win seasons under Bradbury in 2017-18 and 2018-19 were the first for the program since the 2007-08 – 2008-09 seasons.

Further, the last time the Lobos finished with 20-plus wins in three consecutive seasons was 2006-07, 2007-08 and 2008-09.

Of note, there are only three Mountain West teams that have won 20 games in each of the last three years (UNM, UNLV and CSU), and in the last four years, only two MW teams that have won 10 or more conference games all four years (UNM and UNLV).

The Lobos have sustained success under Bradbury as historically, UNM has finished either first or second in the conference in scoring offense in six of the last seven years (four times first). In Bradbury's time at UNM, the Lobos have finished with 15 or made three-pointers 11 times and hold the top-five spots in three-pointers per game in program history.

During the most recent season, the Lobos were among the most consistent defensive teams in the country, ranking 14th in defensive rebounds per game and 10th in the fewest fouls per game. On an individual level, the Lobos garnered several awards with five Mountain West Player of the Week selections, the most since the 2018-19 season, as well as earning MW Newcomer of the Year (Nyah Wilson), MW Defensive Player of the Year (Aniyah Augmon), two All-Mountain West Team selections in Augmon and Wilson, an All-Defensive Team selection for Augmon and a MW Coach of the Year selection for Bradbury.

Wilson became the seventh Lobo to earn Newcomer of the Year and the fourth under Bradbury, with the last one back in 2018-19. Augmon became only the second Lobo to win Defensive Player of the Year, joining Porche Torrance who won in 2011-12. The

selection marked the first Coach of the Year award for Bradbury and the third for a New Mexico coach.

In his time at UNM, Bradbury has coached 19 All-Mountain West performers, six on the All-Defensive Team and three on the All-Newcomer/Freshman Team.

In terms of major individual awards, Bradbury coached the league's Newcomer of the Year each of his first three seasons in charge of the Lobos with Richelle van der Keijl earning the award in 2016-17, Tesha Buck in 2017-18 and Aisia Robertson in 2018-19. Additionally, Bradbury has coached the MW Player of the Year in Jaisa Nunn (2018-19) and the Freshman of the Year in Jayla Everett (2018-19) as well as Sixth Person of the Year in LaTascya Duff (2020-21).

Further, a Lobo has been named Mountain West Player of the Week 20 times during his tenure, with four named Freshman of the Week.

In the 2022-23 season, UNM finished 15th in the NCAA in made three-pointers per game at 8.5 per game, with 12 games with double-digit three-pointers. Of the 12 games, UNM made 18 (against South Carolina State) and three games with 16 (twice against Utah State and at Fresno State).

During the 2021-22 season, the program established several program records. UNM set the program record in made three-pointers (346), a program-best 171 made three-pointers in conference season, as well as a program-record 596 assists on the season and 292 in conference games. In addition, the Lobos made a program-high 523 field goals in conference and scored the most points in conference in program history with 1,413 points. On Jan. 6 at Utah State, the Lobos set the program record and the MW record in made three-pointers in a game with 21, and three games later made 19 three-pointers for the second most in a game in program history. The Lobos also went on a nine-game win streak, the second longest in program history.

New Mexico ranked in the top 10 in the NCAA in made three-pointers (third), made three-pointers per game (fifth, 9.6 per game) and in assists (10th). In total, UNM ranked in the top 30 in nine categories, including scoring offense (14th, 76.7 points per game), assists per game (16th, 16.6 per game), assist/turnover ratio (18th, 1.21), field-goal percentage (19th, 45.1 percent), blocked shots (25th, 147) and three-point field-goal percentage (30th, 35.1 percent).



GAME 18: NEW MEXICO vs UNLV

UNM added six postseason Mountain West honors with a conference-high three all-conference players in Antonia Anderson, Shaiquel McGruder and Jaedyn De La Cerda, an honorable mention in LaTora Duff, an all-defensive player in McGruder and an all-freshman in Paula Reus. The Lobos have had 12 conference selections in the last two seasons.

Further, five Lobos finished the 2021-22 season averaging double figures in points per game.

In the 2020-21 season, Bradbury led the Lobos to a Mountain West regular season championship, the first outright in program history and the first regular season title since the 2004-05 season. In addition, the Lobos were selected for the WNIT for the third time in four years.

The Lobos produced one of the most prolific offenses not only in the conference, but in the country, finishing among the top 25 in several categories. Among them, UNM finished fourth in the NCAA in made three-pointers per game (10.2), sixth in assist-turnover ratio (1.40), ninth in scoring offense (81.2 points per game), 14th in fewest turnovers per game (12.0) and assists per game (16.8) and 22nd in scoring margin (12.7). The Lobos led the Mountain West in scoring offense, scoring margin, assists per game, turnover margin, assist-turnover ratio and made three-pointers as well as second in field-goal percentage and steals per game.

UNM set a program record in scoring with 120 points against Arkansas-Pine Bluff on Dec. 17, 2020 and in the process, made 17 three-pointers, falling just one short of tying the program record. Further, the Lobos registered 90-plus points in five games and 80-plus points in 11 of the 20 games on the season.

Four Lobos finished the 2020-21 season averaging double figures in points per game with six players finishing in double figures in scoring in two games (the only times it has been accomplished in program history), five players in five games and four in seven games.

As a result of UNM's successful season, five players were named to the All-Mountain West Team with LaTascya Duff also earning the superlative of Sixth Person of the Year. Duff was just the second Lobo to win the sixth person award. Making the all-conference team for the first time were Duff, Jaedyn De La Cerda and Antonia Anderson, as well as Shaiquel McGruder earning all-defensive and Ahlise Hurst earning the honorable mention distinction.

In his third year at the helm, Bradbury continued to put his mark on the program while also continuing to bring Lobo women's basketball back to national prominence. Overall, Bradbury's 2018-19 team went 24-7 and earned a bid to the WNIT for a second-straight season. It marked the first time since the 2008-09 – 2009-10 seasons that the program made consecutive trips to the postseason.

Prior to coming to Albuquerque, Bradbury built a successful nine year run as a Division-I head coach with stops at Morehead State (Morehead, Ky.) and Wright State (Dayton, Ohio). Most recently with the Raiders, Bradbury led his squad to five 20-win seasons, including each of his final three seasons. During that time, Wright State has amassed a 75-28 record, the best amongst the 13 Division I programs in the state of Ohio.

Overall at Wright State, Bradbury had five winning seasons, all of which were 20-plus win seasons, in six years – a feat made all the more remarkable as Wright State had just one winning season in the previous 22 before his arrival. In the previous 37 seasons of women's basketball at Wright State, the Raider program had tallied 20 wins just once before Bradbury led the team to 20 wins in five of his six seasons.

His most prominent three-year run at Wright State started in 2013-14, when the Raiders won a school-record 26 games on the way to a 26-9 season and the program's first-ever appearance in the NCAA Tournament. That season saw the Raiders finish second in the Horizon League and win its first Horizon League Tournament. It also featured the program's first road win at perennial league power Wisconsin-Green Bay. Kim Demmings was named the Horizon League Player of the Year and Tournament MVP, and it marked the first time in school history the program had a pair of first team All-Conference selections.

He followed up that by earning Horizon League Coach of the Year in 2014-15 after a 25-9 season that saw his squad lose its Horizon League Preseason Player of the Year less than two minutes into the season opener. The Raiders just missed a second straight NCAA Tournament appearance, falling in overtime in the conference championship game. The team did make its first appearance in the Women's NIT as the league's automatic qualifier, and in 2015-16, the team made it back-to-back WNIT appearances after a 24-11 season, earning the program's first at-large bid.

Those three seasons are the three winningest seasons in the history of Wright State women's basketball.

In his first two seasons at Wright State, he led the team to a 20-13 campaign and a 21-13 mark and berths in the Women's Basketball Invitational, the first NCAA Division I postseason berths for the program. Overall, Bradbury has coached three Horizon League Players of the Year (all in his last three seasons), six first-team All-Horizon League players, three second-team members and four All-Freshman team members.

Prior to his time at Wright State, Bradbury was the head coach at Morehead State where he led the Division I program to a 50-44 mark in three seasons, including a watershed 22-11 season, which was the second-most wins in Morehead State history and the most wins by the Eagles in the previous 38 years.

At Morehead State he coached one Ohio Valley Conference Player of the Year, along with one first-team All-OVC pick (two seasons) and three second-team All-OVC picks.

Bradbury also spent time as an assistant coach at Xavier (2002-06), Cincinnati (1996-02), VCU (1995-96), East Tennessee State (1994-95) and Chattanooga (1991-94). In his 30 seasons as an assistant and as a head coach, Bradbury's teams have finished below .500 only three times.

CAREER HEAD COACHING YEAR-BY-YEAR

2007-08	11-19 (9-11)	Morehead State
2008-09	17-14 (11-7)	Morehead State
2009-10	22-11 (14-4)	Morehead State
2010-11	20-13 (11-7)	Wright State
2011-12	21-13 (12-6)	Wright State
2012-13	12-18 (6-10)	Wright State
2013-14	26-9 (12-4)	Wright State
2014-15	25-9 (12-4)	Wright State
2015-16	24-11 (12-6)	Wright State
2016-17	15-15 (10-8)	New Mexico
2017-18	25-11 (10-8)	New Mexico
2018-19	24-7 (14-4)	New Mexico
2019-20	15-17 (6-12)	New Mexico
2020-21	15-5 (11-3)	New Mexico
2021-22	26-10 (14-4)	New Mexico
2022-23	21-13 (12-6)	New Mexico
2023-24	21-11 (12-6)	New Mexico
2024-25	11-6 (4-0)	New Mexico
Total	351-212 (173-95, 93-51 at UNM)	

EDUCATION

UT-Chattanooga - B.S. Recreation (1993)

COACHING EXPERIENCE

1991-93	Student Assistant	Chattanooga
1993-94	Assistant Coach	Chattanooga
1994-95	Assistant Coach	East Tennessee
1995-96	Assistant Coach	VCU
1996-02	Assistant Coach	Cincinnati
2002-07	Assistant Coach	Xavier
2007-10	Head Coach	Morehead State
2010-16	Head Coach	Wright State
2016-pres.	Head Coach	New Mexico

HEAD COACHING RECORD

2007-10	Morehead State	50-44 (.532)
2010-16	Wright State	128-73 (.637)
2016-pres.	New Mexico	173-95 (.646)
18 years		351-212 (.623)

RANKED OPPONENTS

#16 Marquette	11/13/17	W, 88-87
#23 West Virginia	11/29/19	L, 73-60
#6 Arizona	12/12/21	L, 77-60
#14 Arizona	12/4/22	L, 77-60
#20 Gonzaga	12/22/23	L, 67-56
#25 UNLV	1/20/24	W, 69-66

ALL-TIME SERIES UNDER COACH BRADBURY AT UNM

OPPONENT	Series	H	A	N
Abilene Christian	1-1	1-1		
Air Force	12-2	5-1	6-1	1-0
Arizona	0-2	0-1	0-1	
Arkansas-Pine Bluff	1-0		1-0	
Arizona State	0-2	0-1	0-1	
Auburn	0-1	0-1		
Ball State	0-1	0-1		
Boise State	5-9	4-2	1-6	0-1
California Baptist	0-1			0-1
Colorado State	10-6	8-1	2-4	0-1
Denver	0-1	0-1		
Eastern Illinois	1-0	1-0		
Fairleigh Dickinson	1-0	1-0		
Fresno State	10-6	5-1	4-3	1-2
Georgia Tech	0-1			0-1
Gonzaga	0-2	0-1	0-1	
Grambling State	1-0	1-0		
Grand Canyon	1-0	1-0		
Hampton	1-0	1-0		
Hartford	1-0	1-0		
Houston	3-1	2-0	1-1	
Houston Baptist	1-0	1-0		
Illinois	1-0	1-0		
Lamar	2-0	2-0		
Louisiana-Monroe	1-0			1-0
Loyola Marymount	0-1	0-1		
Marquette	1-1	1-0	0-1	
Midwestern State	1-0		1-0	
Minnesota	0-1	0-1		
Mississippi State	0-1			0-1
Mississippi Valley State	1-0	1-0		
Missouri	1-0			1-0
Montana State	0-1			0-1
Morehead State	1-0	1-0		
Navy	1-0	1-0		
Nevada	12-4	6-1	6-2	0-1
New Mexico State	11-4	7-1	4-3	
Nicholls	1-0		1-0	
Northern Arizona	3-1	2-1	1-0	
Northern New Mexico	4-0	4-0		
North Texas	1-0	1-0		
Oklahoma	1-1	1-0	0-1	
Old Dominion	1-0			1-0
Oregon State	0-1		0-1	
Pepperdine	2-0	1-0	1-0	
Prairie View A&M	1-0	1-0		
Providence	1-0	1-0		
Rice	1-0	1-0		
Sacramento State	2-0	2-0		
Saint Mary's	1-0	1-0		
Sam Houston State	1-0		1-0	
San Diego	1-0	1-0		
San Diego State	10-10	5-1	4-6	1-3
San Jose State	10-3	5-1	4-2	1-0
SMU	1-0	1-0		
South Carolina State	2-0	2-0		
Southern Utah	0-2	0-1	0-1	
St. Joseph's	0-1	0-1		
Stephen F. Austin	1-1	1-0		0-1
Tarleton State	1-0	1-0		
TCU	0-1	0-1		
Texas A&M-Commerce	2-0	1-0	1-0	
Texas State	1-0	1-0		
Texas Southern	1-0	1-0		
Texas Tech	1-3	1-0	0-2	0-1
Tulsa	0-1	0-1		
UC Irvine	2-0	2-0		
UC Riverside	1-0	1-0		
UNLV	5-11	2-5	3-6	
Utah State	14-0	6-0	8-0	
UTEP	5-0	4-0	1-0	
Washington	0-1		0-1	
West Virginia	0-1			0-1
Western Michigan	1-0	1-0		
Western New Mexico	3-0	2-0		
Wichita State	1-0	1-0		
Wyoming	8-8	4-4	4-3	0-1
	173-95	111-32	55-47	7-16



1

LYDIE MWAMBA

G | 5-9 | JR | Kinshasa, Republic Democratic of Congo (Trinity Valley CC)



PPG	FG %	3PT %	FT %	RPG	APG	SPG	BPG	MPG
3.3	.414	.412	.833	1.8	0.5	0.5	0.3	7.9

NOTEWORTHY

- Played the past 2 seasons at Trinity Valley Community College
- Named NJCAA Second Team All-American and Second Team All-Conference
- Averaged 4.7 points per game, shooting 44.4% from the floor and averaged 12.1 minutes per game in 34 games with 10 starts her freshman season
- Played in all 33 games, and averaged 16.9 points per game, shot 47.9% and improved her rebounding to 6.8 boards a game from 2.2 her freshman season, going from 76 to 225 total rebounds as a sophomore
- Majoring in liberal arts and integrative studies
- Speaks five languages: French, English, Lingala, Swahili and Tshiluba

GAME-BY-GAME STATISTICS

Opponent	Date	GS	MIN	Total		3-Pointers		Free throws		Rebounds							
				FG-FGA	PCT	3FG-3FGA	PCT	FT-FTA	PCT	OFF	DEF	TOT	AVG	PF	A	TO	BLK
Morehead St.	11/07/2024		08:01	2-3	.667	2-2	1.000	2-2	1.000	1	1	2	2.0	0	1	0	1
Western N.M.	11/15/2024		11:34	3-6	.500	1-2	.500	0-0	.000	1	1	2	2.0	0	0	0	1
South Carolina St.	11/20/2024		11:07	0-1	.000	0-1	.000	0-0	.000	2	4	6	3.3	0	1	0	1
Gonzaga	11/24/2024		11:17	2-7	.286	0-4	.000	0-0	.000	2	1	3	3.3	0	1	0	0
UC Irvine	11/27/2024		10:43	2-4	.500	2-3	.667	1-2	.500	0	2	2	3.0	0	2	0	0
North Texas	12/01/2024		04:28	0-0	.000	0-0	.000	0-0	.000	0	0	0	2.5	0	0	0	0
New Mexico St.	12/06/2024		12:11	2-3	.667	1-1	1.000	2-2	1.000	0	0	0	2.1	0	0	1	0
at New Mexico St.	12/08/2024		09:51	0-2	.000	0-2	.000	0-0	.000	0	2	2	2.1	0	0	0	1
Pepperdine	12/15/2024		02:52	1-2	.500	1-2	.500	0-0	.000	1	1	2	2.1	0	0	0	1
Sacramento St.	12/19/2024		02:03	0-0	.000	0-0	.000	0-0	.000	0	0	0	1.9	0	0	1	0
Wyoming	01/08/2025		02:48	0-1	.000	0-0	.000	0-0	.000	0	1	1	1.8	0	0	0	0
Totals		0	86:54	12-29	.414	7-17	.412	5-6	.833	7	13	20	1.8	0	5	2	3

TOP PERFORMANCES

Points	Season MW	8, Morehead St. (11/7)
	Career	8, Morehead St. (11/7)
FGM	Season MW	3, Western N.M. (11/15)
	Career	3, Western N.M. (11/15)
FGA	Season MW	7, Gonzaga (11/24)
	Career	1, Wyoming (1/8)
		7, Gonzaga (11/24)
3PT FGM	Season MW	2, 2x, last: UC Irvine (11/27)
	Career	2, 2x, last: UC Irvine (11/27)
3PT FGA	Season MW	4, Gonzaga (11/24)
	Career	4, Gonzaga (11/24)
FTM	Season MW	2, 2x, last: NMSU (12/6)
	Career	2, 2x, last: NMSU (12/6)
FTA	Season MW	2, 3x, last: NMSU (12/6)
	Career	2, 3x, last: NMSU (12/6)
Reb.	Season MW	6, South Carolina St. (11/20)
	Career	1, Wyoming (1/8)
		6, South Carolina St. (11/20)
Asts.	Season MW	2, UC Irvine (11/27)
	Career	2, UC Irvine (11/27)
Blocks	Season MW	1, 3x, last: NMSU (12/8)
	Career	1, 3x, last: NMSU (12/8)
Steals	Season MW	3, South Carolina St. (11/20)
	Career	3, South Carolina St. (11/20)
TO	Season MW	0, 9x, last: Wyoming (1/8)
	Career	0, Wyoming (1/8)
		0, 9x, last: Wyoming (1/8)
Min.	Season MW	12, NMSU (12/6)
	Career	2, Wyoming (1/8)
		12, NMSU (12/6)

PRODUCTION TRACKER

2024-25 Career

- Double-Double
- Scored 10+ pts
- Scored 20+ pts
- 10+ reb
- 3+ 3-pt

CAREER STATISTICS

				Field Goals		3-Point		F-Throws		Rebounds									Scoring	
SEASON	TEAM	GP-GS	MIN/AVG	FG-FGA	FG%	3FG-3FGA	3FG%	FT-FTA	FT%	OFF	DEF	TOT	AVG	PF-FO	A	TO	BLK	STL	PTS	AVG
2024-25	UNM	11-0	87/7.9	12-29	.414	7-17	.412	5-6	.833	7	13	20	1.8	0-0	5	2	3	5	36	3.3
TOTAL		11-0	87/7.9	12-29	.414	7-17	.412	5-6	.833	7	13	20	1.8	0-0	5	2	3	5	36	3.3



DESTINEE HOOKS

G | 5-9 | SO | Indianapolis, Ind. (Vincennes)



PPG	FG %	3PT %	FT %	RPG	APG	SPG	BPG	MPG
17.1	.504	.344	.645	4.6	2.0	1.1	0.4	28.7

NOTEWORTHY

- Has led the team in scoring in 9 games this season, tied for lead 2x; 20+ points in 5 games
- 15 games in double figures
- First double-double came against UC Irvine with career-high 10 rebounds and had team-high 17 points. Second came at NMSU with team-high 27 points and 10 rebounds.
- Fourth in the MW in scoring, second in FG %
- 18th in the NCAA in field goals, 29th in points, 79th in FG %
- Averaged 21.1 points per game, 6.5 rebounds per game, 5.0 assists per game, 2.9 steals per game and 1.1 blocks per game as a freshman
- Points per game ranked sixth in the NJCAA, was 17th in assists per game and 28th in steals per game
- Freshman of the Year, Player of the Year and Region 24 Player of the Year
- Scored in double figures 19 times with 11 games with 20-plus points and four games scoring 30-plus points
- Majoring in liberal arts and integrative studies

GAME-BY-GAME STATISTICS

Opponent	Date	GS	MIN	Total		3-Pointers		Free throws		Rebounds				PF	A	TO	BLK	STL	PTS	AVG
				FG-FGA	PCT	3FG-3FGA	PCT	FT-FTA	PCT	OFF	DEF	TOT	AVG							
Northern Ariz.	11/04/2024	*	23:35	8-12	.667	2-4	.500	3-6	.500	2	4	6	6.0	4	2	3	0	1	21	21.0
Morehead St.	11/07/2024	*	26:06	3-12	.250	0-3	.000	0-0	.000	1	3	4	5.0	0	2	3	2	0	6	13.5
at Texas Tech	11/12/2024	*	34:05	11-18	.611	1-4	.250	5-8	.625	0	3	3	4.3	3	0	6	0	1	28	18.3
Western N.M.	11/15/2024	*	19:14	6-9	.667	1-3	.333	2-5	.400	1	2	3	4.0	0	2	3	0	0	15	17.5
South Carolina St.	11/20/2024	*	23:39	6-7	.857	0-0	.000	1-2	.500	0	1	1	3.4	0	3	2	0	1	13	16.6
Gonzaga	11/24/2024	*	28:43	10-22	.455	1-3	.333	3-4	.750	1	3	4	3.5	1	1	3	0	1	24	17.8
UC Irvine	11/27/2024	*	36:15	7-16	.438	1-5	.200	2-6	.333	4	6	10	4.4	2	2	5	1	1	17	17.7
North Texas	12/01/2024	*	35:32	7-10	.700	2-4	.500	3-3	1.000	1	4	5	4.5	1	2	3	0	4	19	17.9
New Mexico St.	12/06/2024	*	27:49	5-18	.278	3-7	.429	2-4	.500	2	2	4	4.4	3	3	3	0	0	15	17.6
at New Mexico St.	12/08/2024	*	34:12	9-15	.600	2-2	1.000	7-10	.700	2	8	10	5.0	2	1	10	0	0	27	18.5
Pepperdine	12/15/2024	*	26:46	6-9	.667	1-2	.500	1-2	.500	0	7	7	5.2	1	3	0	1	0	14	18.1
Sacramento St.	12/19/2024	*	21:43	5-12	.417	1-3	.333	3-4	.750	0	4	4	5.1	4	2	7	0	1	14	17.8
Abilene Christian	12/21/2024	*	22:18	2-11	.182	1-6	.167	2-2	1.000	1	1	2	4.8	3	1	1	1	2	7	16.9
at Air Force	12/29/2024	*	34:14	7-14	.500	1-4	.250	0-0	.000	2	6	8	5.1	1	2	6	1	2	15	16.8
Nevada	01/01/2025	*	27:19	8-12	.667	2-4	.500	0-0	.000	0	2	2	4.9	2	1	2	1	2	18	16.9
at San Diego St.	01/04/2025		31:29	6-15	.400	1-4	.250	5-5	1.000	0	4	4	4.8	1	3	2	0	1	18	16.9
Wyoming	01/08/2025	*	34:18	9-16	.563	1-3	.333	1-1	1.000	0	1	1	4.6	3	4	1	0	1	20	17.1
Totals			16 487:18	115-228	.504	21-61	.344	40-62	.645	17	61	78	4.6	31	34	60	7	18	291	17.1

TOP PERFORMANCES

Points	Season	28, Texas Tech (11/12)
	MW	20, Wyoming (1/8)
	Career	28, Texas Tech (11/12)
FGM	Season	11, Texas Tech (11/12)
	MW	9, Wyoming (1/8)
	Career	11, Texas Tech (11/12)
FGA	Season	22, Gonzaga (11/24)
	MW	16, Wyoming (1/8)
	Career	22, Gonzaga (11/24)
3PT FGM	Season	3, NMSU (12/6)
	MW	2, Nevada (1/1)
	Career	3, NMSU (12/6)
3PT FGA	Season	7, NMSU (12/6)
	MW	4, 3x, last: SDSU (1/4)
	Career	7, NMSU (12/6)
FTM	Season	7, NMSU (12/8)
	MW	5, San Diego State (1/4)
	Career	7, NMSU (12/8)
FTA	Season	10, NMSU (12/8)
	MW	5, San Diego State (1/4)
	Career	10, NMSU (12/8)
Reb.	Season	10, 2x, last: NMSU (12/8)
	MW	8, Air Force (12/29)
	Career	10, 2x, last: NMSU (12/8)
Asts.	Season	4, Wyoming (1/8)
	MW	4, Wyoming (1/8)
	Career	4, Wyoming (1/8)
Blocks	Season	2, Morehead St. (11/7)
	MW	1, 2x, last: Nevada (1/1)
	Career	2, Morehead St. (11/7)
Steals	Season	4, North Texas (12/1)
	MW	2, 2x, last: Nevada (1/1)
	Career	4, North Texas (12/1)
TO	Season	0, Pepperdine (12/15)
	MW	1, Wyoming (1/8)
	Career	0, Pepperdine (12/15)
Min.	Season	36, UC Irvine (11/27)
	MW	34, 2x, last: Wyoming (1/8)
	Career	36, UC Irvine (11/27)

PRODUCTION TRACKER

2024-25 Career

Double-Double	2	2
Scored 10+ pts	15	15
Scored 20+ pts	5	5
10+ reb	2	2
3+ 3-pt	1	1

CAREER STATISTICS

				Field Goals		3-Point		F-Throws		Rebounds										Scoring	
SEASON	TEAM	GP-GS	MIN/AVG	FG-FGA	FG%	3FG-3FGA	3FG%	FT-FTA	FT%	OFF	DEF	TOT	AVG	PF-FO	A	TO	BLK	STL	PTS	AVG	
2024-25	UNM	17-16	487/28.7	115-228	.504	21-61	.344	40-62	.645	17	61	78	4.6	31-0	34	60	7	18	291	17.1	
TOTAL		17-16	487/28.7	115-228	.504	21-61	.344	40-62	.645	17	61	78	4.6	31-0	34	60	7	18	291	17.1	

4

ALYSSA HARGROVE

G | 5-8 | SR | Dayton, Ohio (Austin Peay State University)



PPG	FG %	3PT %	FT %	RPG	APG	SPG	BPG	MPG
8.0	.376	.444	.800	2.5	3.5	2.3	0.9	28.4

- NOTEWORTHY**
- Led team in steals against NAU, TTU, WNMU, North Texas, New Mexico St., Air Force & Nevada
 - Has had at least 1 steal in 15 games, multiple steals in 10, 3 or more steals in 8 games
 - Leads team in steals and assists, second in blocks, third in 3-pointers, fourth in scoring
 - Third in MW in steals per game and fourth in assists per game
 - 37th in the NCAA in steals, 89th in steals per game
 - Assisted on game-winning 3-pointer against UC Irvine, which gave her her career high in assists (had 6 in 2022)
 - Spent last season at Austin Peay State after playing 2 seasons at Stetson
 - Appeared in 32 games and averaged 20.0 minutes per game, 4.3 points per game, 2.3 rebounds per game, 1.0 steal per game and 1.5 assists per game at APSU last year
 - Credited with a steal in 18 games with consecutive games with 5 steals and multiple steals in 8 games last season
 - Scored an average of 10.6 points per game, 2.3 assists per game and 2.6 rebounds per game as a sophomore at Stetson
 - Majoring in liberal arts and integrative studies

GAME-BY-GAME STATISTICS

Opponent	Date	GS	MIN	Total		3-Pointers		Free throws		Rebounds											
				FG-FGA	PCT	3FG-3FGA	PCT	FT-FTA	PCT	OFF	DEF	TOT	AVG	PF	A	TO	BLK	STL	PTS	AVG	
Northern Ariz.	11/04/2024	*	31:54	5-12	.417	2-4	.500	0-0	.000	2	4	6	6.0	1	4	3	0	2	12	12.0	
Morehead St.	11/07/2024	*	27:00	3-6	.500	2-4	.500	3-4	.750	0	1	1	3.5	3	3	4	2	1	11	11.5	
at Texas Tech	11/12/2024	*	30:30	4-9	.444	1-1	1.000	1-2	.500	1	2	3	3.3	5	2	2	2	2	10	11.0	
Western N.M.	11/15/2024	*	20:28	4-8	.500	1-3	.333	1-2	.500	0	0	0	2.5	1	2	1	1	4	10	10.8	
South Carolina St.	11/20/2024	*	22:59	0-4	.000	0-1	.000	0-0	.000	0	4	4	2.8	0	3	3	0	3	0	8.6	
Gonzaga	11/24/2024	*	35:18	2-6	.333	1-1	1.000	0-0	.000	0	3	3	2.8	2	4	1	2	3	5	8.0	
UC Irvine	11/27/2024	*	28:46	4-7	.571	2-5	.400	0-0	.000	0	1	1	2.6	2	7	3	0	1	10	8.3	
North Texas	12/01/2024	*	22:05	4-9	.444	1-3	.333	0-0	.000	0	2	2	2.5	4	5	4	0	5	9	8.4	
New Mexico St.	12/06/2024	*	33:47	4-9	.444	2-3	.667	2-2	1.000	0	0	0	2.2	3	3	5	0	5	12	8.8	
at New Mexico St.	12/08/2024	*	31:51	3-11	.273	0-3	.000	0-0	.000	1	3	4	2.4	4	2	5	1	1	6	8.5	
Pepperdine	12/15/2024	*	28:35	3-9	.333	2-4	.500	0-0	.000	0	0	0	2.2	1	7	4	1	1	8	8.5	
Sacramento St.	12/19/2024	*	25:52	0-2	.000	0-0	.000	1-2	.500	0	6	6	2.5	3	2	2	1	0	1	7.8	
Abilene Christian	12/21/2024	*	28:28	4-8	.500	2-4	.500	4-4	1.000	0	0	0	2.3	4	2	2	3	1	14	8.3	
at Air Force	12/29/2024	*	32:57	1-6	.167	1-2	.500	2-2	1.000	0	6	6	2.6	3	5	3	2	4	5	8.1	
Nevada	01/01/2025	*	33:55	3-9	.333	1-1	1.000	2-2	1.000	0	1	1	2.5	2	4	3	0	3	9	8.1	
at San Diego St.	01/04/2025	*	31:03	5-8	.625	2-3	.667	0-0	.000	0	5	5	2.6	3	1	6	0	3	12	8.4	
Wyoming	01/08/2025	*	17:54	1-10	.100	0-3	.000	0-0	.000	0	1	1	2.5	5	3	1	0	0	2	8.0	
Totals		17	483:22	50-133	.376	20-45	.444	16-20	.800	4	39	43	2.5	46	59	52	15	39	136	8.0	

TOP PERFORMANCES

Points	Season MW	14, ACU (12/21)
	Career	12, San Diego State (1/4)
		25, Furman (11/19/22)
FGM	Season MW	5, 2x, last: SDSU (1/4)
	Career	5, San Diego State (1/4)
		10, 2x, last: Furman (11/19/22)
FGA	Season MW	12, NAU (11/4)
	Career	10, Wyoming (1/8)
		16, Furman (11/19/22)
3PT FGM	Season MW	2, 7x, last: SDSU (1/4)
	Career	2, San Diego State (1/4)
		3, 3x, last:UCSD (11/26/22)
3PT FGA	Season MW	5, UC Irvine (11/27)
	Career	3, 2x, last: Wyoming (1/8)
		8, UCSD (11/26/22)
FTM	Season MW	4, ACU (12/21)
	Career	2, 2x, last:Nevada (1/1)
		6, La. Tech (11/25/22)
FTA	Season MW	4, 2x, last: ACU (12/21)
	Career	2, 2x, last: Nevada (1/1)
		9, La. Tech (11/25/22)
Reb.	Season MW	6, 3x, last:Air Force (12/29)
	Career	6, Air Force (12/29)
		8, 2x, last: North Fla. (2/26/22)
Asts.	Season MW	7, 2x, last: Pepp.(12/15)
	Career	5, Air Force (12/29)
		7, 2x, last: Pepp.(12/15)
Blocks	Season MW	3, ACU (12/21)
	Career	2, Air Force (12/29)
		3, ACU (12/21)
Steals	Season MW	5, 2x, last: NMSU (12/6)
	Career	4, Air Force (12/29)
		6, Johnson (FL) (11/9/21)
TO	Season MW	1, 3x, last:Wyoming (1/8)
	Career	1, Wyoming (1/8)
		0, 4x
Min.	Season MW	35, Gonzaga (11/24)
	Career	33, Nevada (1/1)
		38, 2x, last: FGCU (3/9/22)

PRODUCTION TRACKER

2024-25 Career		
Double-Double		
Scored 10+ pts	8	25
Scored 20+ pts		2
10+ reb		
3+ 3-pt		3

CAREER STATISTICS

				Field Goals		3-Point		F-Throws		Rebounds				Scoring						
SEASON	TEAM	GP-GS	MIN/AVG	FG-FGA	FG%	3FG-3FGA	3FG%	FT-FTA	FT%	OFF	DEF	TOT	AVG	PF-FO	A	TO	BLK	STL	PTS	AVG
2021-22	Stet	31-15	850/27.4	89-221	.403	18-78	.231	52-69	.754	21	98	119	3.8	65-1	47	66	10	44	248	8.0
2022-23	Stet	9-6	229/25.4	35-82	.427	9-31	.290	16-26	.615	7	16	23	2.6	25-1	21	26	2	10	95	10.6
2023-24	APSU	32-0	638/19.9	46-115	.400	15-46	.326	29-42	.690	11	62	73	2.3	80-2	35	60	11	32	136	4.3
2024-25	UNM	17-17	483/28.4	50-133	.376	20-45	.444	16-20	.800	4	39	43	2.5	46-2	59	52	15	39	136	8.0
TOTAL FOR UNM		17-17	483/28.4	50-133	.376	20-45	.444	16-20	.800	4	39	43	2.5	46-2	59	52	15	39	136	8.0
TOTAL		89-38	2201/24.7	220-551	.399	62-200	.310	113-157	.720	43	215	258	2.9	216-6	162	204	38	125	615	6.9

5

LARA LANGERMANN

G | 5-7 | SO | Breckerfeld, Germany (Theodor-Heuss-Gymnasium Hagen)



PPG	FG %	3PT %	FT %	RPG	APG	SPG	BPG	MPG
3.9	.343	.220	.833	2.3	1.3	0.8	0.1	23.3

NOTEWORTHY

- Made game-winning 3-pointer against UC Irvine with 0.2 seconds left
- Played for the U18 and U20 German National Team
- Played for VfL Viactiv AstroLadies Bochum, a Division 2 team in the Damen Basketballbundesliga, the BasketGirls Ruhr in the Weibliche Nachwuchsbundesliga (WNBL), a first German under 18 league, and for VfL Viactiv AstroLadies Bochum in the Damen Basketballbundesliga, as well as Herner TC.
- Majoring in exercise science

TOP PERFORMANCES

Points	Season	7, 4x, last: Wyoming (1/8)
	MW	13, San José St. (1/31/24)
	Career	13, San José St. (1/31/24)
FGM	Season	3, 3x, last: Wyoming (1/8)
	MW	4, 2x
	Career	4, 2x
FGA	Season	11, Morehead St. (11/7)
	MW	7, Wyoming (2/24/24)
	Career	11, Morehead St. (11/7)
3PT FGM	Season	1, 9x, last: ACU (12/21)
	MW	3, 2x
	Career	3, 2x
3PT FGA	Season	7, Morehead St. (11/7)
	MW	5, Wyoming (2/24/24)
	Career	7, Morehead St. (11/7)
FTM	Season	2, 2x, last: TTU (11/12)
	MW	3, San Diego St. (2/28/24)
	Career	3, San Diego St. (2/28/24)
FTA	Season	2, 3x, last: Wyoming (1/8)
	MW	3, San Diego St. (2/28/24)
	Career	3, 2x
Reb.	Season	5, Wyoming (1/8)
	MW	5, 2x, last: Wyoming (1/8)
	Career	5, 2x, last: Wyoming (1/8)
Asts.	Season	4, Gonzaga (11/24)
	MW	2, 4x, last: SDSU (1/4)
	Career	4, Gonzaga (11/24)
Blocks	Season	1, 2x, last: WNMU (11/15)
	MW	
	Career	1, 2x, last: WNMU (11/15)
Steals	Season	2, 3x, last: Wyoming (1/8)
	MW	2, 2x, last: Wyoming (1/8)
	Career	2, 4x, last: Wyoming (1/8)
TO	Season	0, 5x, last: Wyoming (1/8)
	MW	0, 9x
	Career	0, 18x
Min.	Season	33, Wyoming (1/8)
	MW	34, Boise St. (2/21/24)
	Career	34, Boise St. (2/21/24)

GAME-BY-GAME STATISTICS

Opponent	Date	GS	MIN	Total		3-Pointers		Free throws		Rebounds				PF	A	TO	BLK	STL	PTS	AVG
				FG-FGA	PCT	3FG-3FGA	3FG%	FT-FTA	PCT	OFF	DEF	TOT	AVG							
Northern Ariz.	11/04/2024		16:38	2-6	.333	1-3	.333	2-2	1.000	0	2	2	2.0	3	2	4	0	1	7	7.0
Morehead St.	11/07/2024		26:45	1-11	.091	0-7	.000	0-0	.000	2	0	2	2.0	2	1	0	1	2	2	4.5
at Texas Tech	11/12/2024		29:25	2-7	.286	1-3	.333	2-2	1.000	1	2	3	2.3	1	2	2	0	1	7	5.3
Western N.M.	11/15/2024	*	19:51	0-3	.000	0-2	.000	0-0	.000	1	1	2	2.3	0	1	1	1	0	0	4.0
South Carolina St.	11/20/2024		17:03	2-5	.400	1-3	.333	0-0	.000	1	1	2	2.2	1	0	0	0	0	5	4.2
Gonzaga	11/24/2024		31:14	3-6	.500	1-4	.250	0-0	.000	0	0	0	1.8	1	4	1	0	0	7	4.7
UC Irvine	11/27/2024		15:21	1-3	.333	1-3	.333	0-0	.000	0	3	3	2.0	0	0	0	0	0	3	4.4
North Texas	12/01/2024		27:44	1-7	.143	1-5	.200	0-0	.000	0	3	3	2.1	4	3	3	0	1	3	4.3
New Mexico St.	12/06/2024		19:24	1-2	.500	1-2	.500	0-0	.000	0	4	4	2.3	3	1	2	0	0	3	4.1
at New Mexico St.	12/08/2024		25:18	0-1	.000	0-1	.000	0-0	.000	0	1	1	2.2	2	0	2	0	1	0	3.7
Pepperdine	12/15/2024		18:35	1-3	.333	1-3	.333	0-0	.000	1	1	2	2.2	2	1	2	0	0	3	3.6
Sacramento St.	12/19/2024		28:26	2-3	.667	0-1	.000	0-0	.000	0	3	3	2.3	1	1	3	0	2	4	3.7
Abilene Christian	12/21/2024		19:11	2-2	1.000	1-1	1.000	0-0	.000	0	0	0	2.1	1	2	2	0	1	5	3.8
Nevada	01/01/2025		18:50	0-1	.000	0-0	.000	0-0	.000	0	2	2	2.1	1	1	0	0	1	0	3.5
at San Diego St.	01/04/2025	*	25:50	3-6	.500	0-2	.000	0-0	.000	0	2	2	2.1	1	2	1	0	0	6	3.7
Wyoming	01/08/2025		33:03	3-4	.750	0-1	.000	1-2	.500	0	5	5	2.3	3	0	0	0	2	7	3.9
Totals		2	372:39	24-70	.343	9-41	.220	5-6	.833	6	30	36	2.3	26	21	23	2	12	62	3.9

PRODUCTION TRACKER

2024-25 Career

Double-Double	
Scored 10+ pts	2
Scored 20+ pts	
10+ reb	
3+ 3-pt	2

CAREER STATISTICS

				Field Goals		3-Point		F-Throws		Rebounds				Scoring						
SEASON	TEAM	GP-GS	MIN/AVG	FG-FGA	FG%	3FG-3FGA	3FG%	FT-FTA	FT%	OFF	DEF	TOT	AVG	PF-FO	A	TO	BLK	STL	PTS	AVG
2023-24	UNM	32-6	645/20.2	31-97	.320	20-69	.290	15-21	.714	4	41	45	1.4	44-0	26	33	0	11	97	3.0
2024-25	UNM	16-2	373/23.3	24-70	.343	9-41	.220	5-6	.833	6	30	36	2.3	26-0	21	23	2	12	62	3.9
TOTAL		48-8	1018/21.2	55-167	.329	29-110	.264	20-27	.741	10	71	81	1.7	70-0	47	56	2	23	159	3.3



PARIS LAURO

F | 6-0 | SO | Dallas, Texas (Highland Park HS)



PPG	FG %	3PT %	FT %	RPG	APG	SPG	BPG	MPG
1.8	.306	.238	.000	1.2	0.3	0.1	0.1	7.5

NOTEWORTHY

- Named MW Freshman of the Week on Dec. 26 last season
- Averaged 17.3 ppg, 8.3 rpg, 2.0 bpg her junior season and 23.6 ppg, 8.0 rpg and 1.8 bpg and was named the District 7-6A Most Valuable Player her senior season.
- Named to the TABC 5A All-Region Team, named Offensive Player of the Year for District 13-5A and earned academic all-district her junior year
- Majoring in exercise science

GAME-BY-GAME STATISTICS

Opponent	Date	GS	MIN	Total		3-Pointers		Free throws		Rebounds				PF				PTS			
				FG-FGA	PCT	3FG-3FGA	PCT	FT-FTA	PCT	OFF	DEF	TOT	AVG	A	TO	BLK	STL	PTS	AVG		
Northern Ariz.	11/04/2024		13:30	0-2	.000	0-2	.000	0-0	.000	0	2	2	2.0	0	1	0	0	0	0	0.0	
Morehead St.	11/07/2024		09:45	0-2	.000	0-1	.000	0-0	.000	0	1	1	1.5	1	1	1	0	0	0	0.0	
at Texas Tech	11/12/2024		04:34	1-1	1.000	0-0	.000	0-0	.000	0	1	1	1.3	0	0	0	0	0	2	0.7	
Western N.M.	11/15/2024		14:00	3-7	.429	1-4	.250	0-0	.000	1	3	4	2.0	0	1	0	1	0	7	2.3	
South Carolina St.	11/20/2024		17:01	1-4	.250	1-2	.500	0-0	.000	1	2	3	2.2	1	1	0	0	0	3	2.4	
Gonzaga	11/24/2024		02:34	0-0	.000	0-0	.000	0-0	.000	0	0	0	1.8	1	0	0	0	0	0	2.0	
UC Irvine	11/27/2024		00:47	0-0	.000	0-0	.000	0-0	.000	0	0	0	1.6	0	0	1	0	0	0	1.7	
North Texas	12/01/2024		04:54	0-1	.000	0-1	.000	0-0	.000	0	1	1	1.5	0	0	0	1	0	0	1.5	
New Mexico St.	12/06/2024		08:07	1-3	.333	1-2	.500	0-0	.000	0	0	0	1.3	0	0	1	0	0	3	1.7	
at New Mexico St.	12/08/2024		06:36	1-2	.500	0-1	.000	0-0	.000	2	0	2	1.4	0	0	1	0	0	2	1.7	
Pepperdine	12/15/2024		10:52	1-6	.167	0-3	.000	0-2	.000	1	1	2	1.5	0	0	2	0	0	2	1.7	
Abilene Christian	12/21/2024		03:18	0-0	.000	0-0	.000	0-0	.000	0	0	0	1.3	0	0	0	0	0	0	1.6	
at Air Force	12/29/2024		03:25	0-3	.000	0-2	.000	0-0	.000	1	0	1	1.3	0	0	1	0	1	0	1.5	
at San Diego St.	01/04/2025		08:28	2-2	1.000	1-1	1.000	0-0	.000	1	0	1	1.3	0	0	0	0	0	5	1.7	
Wyoming	01/08/2025		05:10	1-3	.333	1-2	.500	0-0	.000	0	0	0	1.2	1	0	0	0	0	3	1.8	
Totals		0	113:01	11-36	.306	5-21	.238	0-2	.000	7	11	18	1.2	4	4	7	2	1	27	1.8	

TOP PERFORMANCES

Points	Season	7, Western N.M. (11/15)
	MW	7, Nevada (12/30/23)
	Career	14, Western N.M. (12/17/23)
FGM	Season	3, Western N.M. (11/15)
	MW	3, Nevada (12/30/23)
	Career	5, Western N.M. (12/17/23)
FGA	Season	7, Western N.M. (11/15)
	MW	7, Utah State (1/10/24)
	Career	8, Gonzaga (12/22/23)
3PT FGM	Season	1, 5x, last: Wyoming (1/8)
	MW	1, 5x, last: Wyoming (1/8)
	Career	4, Western N.M. (12/17/23)
3PT FGA	Season	4, Western N.M. (11/15)
	MW	3, 2x
	Career	8, Gonzaga (12/22/23)
FTM	Season	
	MW	1, Nevada (3/2/24)
	Career	1, 2x
FTA	Season	2, Pepperdine (12/15)
	MW	1, Nevada (3/2/24)
	Career	2, 2x, last: Pepp. (12/15)
Reb.	Season	4, Western N.M. (11/15)
	MW	6, Utah State (1/10/24)
	Career	6, Utah State (1/10/24)
Asts.	Season	1, 4x, last: SCSU (11/20)
	MW	1, 2x
	Career	1, 7x
Blocks	Season	1, 2x, last: N. Texas (12/1)
	MW	1, 2x
	Career	1, 6x
Steals	Season	1, Air Force (12/29)
	MW	1, Air Force (12/29)
	Career	1, 3x
TO	Season	0, 9x, last: Wyoming (1/8)
	MW	0, 12x
	Career	0, 24x
Min.	Season	17, South Carolina St. (11/20)
	MW	19, Nevada (12/30/23)
	Career	21, Gonzaga (12/22/23)

PRODUCTION TRACKER

2024-25 Career

Double-Double	
Scored 10+ pts	1
Scored 20+ pts	
10+ reb	
3+ 3-pt	2

CAREER STATISTICS

				Field Goals		3-Point		F-Throws		Rebounds										Scoring	
SEASON	TEAM	GP-GS	MIN/AVG	FG-FGA	FG%	3FG-3FGA	3FG%	FT-FTA	FT%	OFF	DEF	TOT	AVG	PF-FO	A	TO	BLK	STL	PTS	AVG	
2023-24	UNM	22-0	152/6.9	19-47	.404	10-27	.370	2-3	.667	6	22	28	1.3	9-0	3	6	4	2	50	2.3	
2024-25	UNM	15-0	113/7.5	11-36	.306	5-21	.238	0-2	.000	7	11	18	1.2	4-0	4	7	2	1	27	1.8	
TOTAL		37-0	265/7.2	30-83	.361	15-48	.313	2-5	.400	13	33	46	1.2	13-0	7	13	6	3	77	2.1	



NAYLI PADILLA

G | 5-9 | FR | Barrio de La Salud, Spain (IES Tarahales)



PPG	FG %	3PT %	FT %	RPG	APG	SPG	BPG	MPG
2.1	.217	.231	.769	1.2	1.2	0.5	0.3	8.6

NOTEWORTHY

- Played for Tenerife Central, CB Santa Cruz, Spar Gran Canaria in Spain
- Majoring in business administration

TOP PERFORMANCES

Points	Season MW	9, ACU (12/21)
	Career	9, ACU (12/21)
FGM	Season MW	3, ACU (12/21)
	Career	3, ACU (12/21)
FGA	Season MW	4, Pepperdine (12/15)
	Career	3, Nevada (1/1)
		4, Pepperdine (12/15)
3PT FGM	Season MW	1, 3x, last: ACU (12/21)
	Career	1, 3x, last: ACU (12/21)
3PT FGA	Season MW	4, ACU (12/21)
	Career	2, Nevada (1/1)
		4, ACU (12/21)
FTM	Season MW	4, Pepperdine (12/15)
	Career	4, Pepperdine (12/15)
FTA	Season MW	4, Pepperdine (12/15)
	Career	4, Pepperdine (12/15)
Reb.	Season MW	5, ACU (12/21)
	Career	2, Air Force (12/29)
		5, ACU (12/21)
Asts.	Season MW	3, ACU (12/21)
	Career	2, 2x, last: Wyoming (1/8)
		3, ACU (12/21)
Blocks	Season MW	1, 3x, last: Air Force (12/29)
	Career	1, Air Force (12/29)
		1, 3x, last: Air Force (12/29)
Steals	Season MW	2, 2x, last: Pepp. (12/15)
	Career	2, 2x, last: Pepp. (12/15)
TO	Season MW	0, 9x, last: Wyoming (1/8)
	Career	4x
		9x
Min.	Season MW	21, ACU (12/21)
	Career	15, Air Force (12/29)
		21, ACU (12/21)

GAME-BY-GAME STATISTICS

Opponent	Date	GS	MIN	Total		3-Pointers		Free throws		Rebounds				PF	A	TO	BLK	STL	PTS	AVG
				FG-FGA	PCT	3FG-3FGA	PCT	FT-FTA	PCT	OFF	DEF	TOT	AVG							
Northern Ariz.	11/04/2024		08:52	0-0	.000	0-0	.000	0-0	.000	0	3	3	3.0	1	2	0	1	0	0	0.0
Morehead St.	11/07/2024		00:31	0-0	.000	0-0	.000	0-0	.000	0	1	1	2.0	0	0	0	0	0	0	0.0
Western N.M.	11/15/2024		09:54	1-3	.333	1-2	.500	1-2	.500	0	0	0	1.3	0	0	0	0	2	4	1.3
South Carolina St.	11/20/2024		05:14	0-1	.000	0-1	.000	2-2	1.000	0	1	1	1.3	0	2	0	0	1	2	1.5
Pepperdine	12/15/2024		10:22	1-4	.250	1-3	.333	4-4	1.000	0	1	1	1.2	0	1	1	0	2	7	2.6
Sacramento St.	12/19/2024		12:33	0-1	.000	0-1	.000	1-2	.500	0	0	0	1.0	0	1	0	0	1	1	2.3
Abilene Christian	12/21/2024		21:22	3-9	.333	1-4	.250	2-3	.667	2	3	5	1.6	1	3	2	1	0	9	3.3
at Air Force	12/29/2024		15:47	0-1	.000	0-0	.000	0-0	.000	0	2	2	1.6	0	2	0	1	0	0	2.9
Nevada	01/01/2025		05:34	0-3	.000	0-2	.000	0-0	.000	0	0	0	1.4	1	0	0	0	0	0	2.6
at San Diego St.	01/04/2025		01:27	0-0	.000	0-0	.000	0-0	.000	0	0	0	1.3	0	0	0	0	0	0	2.3
Wyoming	01/08/2025		02:54	0-1	.000	0-0	.000	0-0	.000	0	0	0	1.2	1	2	0	0	0	0	2.1
Totals			0 94:30	5-23	.217	3-13	.231	10-13	.769	2	11	13	1.2	4	13	3	3	6	23	2.1

PRODUCTION TRACKER

2024-25 Career

- Double-Double
- Scored 10+ pts
- Scored 20+ pts
- 10+ reb
- 3+ 3-pt

CAREER STATISTICS

				Field Goals		3-Point		F-Throws		Rebounds										Scoring	
SEASON	TEAM	GP-GS	MIN	AVG	FG-FGA	FG%	3FG-3FGA	3FG%	FT-FTA	FT%	OFF	DEF	TOT	AVG	PF-FO	A	TO	BLK	STL	PTS	AVG
2024-25	UNM	11-0	95	8.6	5-23	.217	3-13	.231	10-13	.769	2	11	13	1.2	4-0	13	3	3	6	23	2.1
TOTAL		11-0	95	8.6	5-23	.217	3-13	.231	10-13	.769	2	11	13	1.2	4-0	13	3	3	6	23	2.1

13

JOANA MAGALHÃES

G | 5-5 | FR | Lisbon, Portugal (Quinta Do Marquês)



PPG	FG %	3PT %	FT %	RPG	APG	SPG	BPG	MPG
4.4	.384	.259	.545	2.5	2.5	1.2	0.1	20.0

- NOTEWORTHY
- At least 1 steal in 12 games, multiple steals in 8. 1 steal in 7 of last 8 games.
 - Played for CRC Quinta Dos Lombos and won the national championship in 2023-24. Also won a championship while at Quinta Do Marquês in 2021-22.
 - Majoring in business administration

GAME-BY-GAME STATISTICS

Opponent	Date	GS	MIN	Total		3-Pointers		Free throws		Rebounds													
				FG-FGA	PCT	3FG-3FGA	PCT	FT-FTA	PCT	OFF	DEF	TOT	AVG	PF	A	TO	BLK	STL	PTS	AVG			
Northern Ariz.	11/04/2024	*	18:05	3-6	.500	0-0	.000	0-0	.000	0	2	2	2.0	4	2	6	0	1	6	6.0			
Morehead St.	11/07/2024	*	17:43	0-2	.000	0-1	.000	0-0	.000	0	3	3	2.5	1	6	3	0	2	0	3.0			
at Texas Tech	11/12/2024	*	02:34	0-0	.000	0-0	.000	0-0	.000	0	0	0	1.7	2	0	3	0	0	0	2.0			
Western N.M.	11/15/2024	*	18:03	1-5	.200	0-2	.000	1-2	.500	0	2	2	1.8	1	5	1	0	1	3	2.3			
South Carolina St.	11/20/2024	*	17:43	3-4	.750	1-1	1.000	1-2	.500	0	1	1	1.6	1	5	0	0	3	8	3.4			
Gonzaga	11/24/2024	*	08:46	1-3	.333	0-1	.000	0-0	.000	0	2	2	1.7	1	1	1	0	0	2	3.2			
UC Irvine	11/27/2024	*	15:00	0-2	.000	0-0	.000	0-0	.000	0	5	5	2.1	1	2	1	0	0	0	2.7			
North Texas	12/01/2024	*	12:16	0-2	.000	0-1	.000	0-0	.000	0	1	1	2.0	1	1	4	1	2	0	2.4			
New Mexico St.	12/06/2024	*	20:36	2-4	.500	0-1	.000	0-0	.000	0	3	3	2.1	2	3	0	0	0	4	2.6			
at New Mexico St.	12/08/2024	*	14:42	1-2	.500	0-0	.000	0-0	.000	0	0	0	1.9	3	0	1	0	1	2	2.5			
Pepperdine	12/15/2024	*	19:55	1-3	.333	1-3	.333	1-2	.500	0	2	2	1.9	2	3	1	0	2	4	2.6			
Sacramento St.	12/19/2024	*	24:43	4-6	.667	1-2	.500	0-0	.000	0	3	3	2.0	5	2	2	0	2	9	3.2			
Abilene Christian	12/21/2024	*	29:57	1-3	.333	1-3	.333	0-0	.000	0	1	1	1.9	2	3	5	0	1	3	3.2			
at Air Force	12/29/2024	*	29:59	4-8	.500	1-4	.250	2-5	.400	0	5	5	2.1	2	4	3	0	2	11	3.7			
Nevada	01/01/2025	*	31:04	2-9	.222	0-3	.000	6-8	.750	0	6	6	2.4	1	1	3	0	2	10	4.1			
at San Diego St.	01/04/2025	*	30:11	2-7	.286	0-2	.000	1-3	.333	1	3	4	2.5	4	2	2	0	2	5	4.2			
Wyoming	01/08/2025	*	29:03	3-7	.429	2-3	.667	0-0	.000	1	1	2	2.5	1	3	3	0	0	8	4.4			
Totals		16	340:20	28-73	.384	7-27	.259	12-22	.545	2	40	42	2.5	34	43	39	1	21	75	4.4			

TOP PERFORMANCES

Points	Season	11, Air Force (12/29)
	MW	11, Air Force (12/29)
	Career	11, Air Force (12/29)
FGM	Season	4, 2x, last:Air Force (12/29)
	MW	4, Air Force (12/29)
	Career	4, 2x, last:Air Force (12/29)
FGA	Season	9, Nevada (1/1)
	MW	9, Nevada (1/1)
	Career	9, Nevada (1/1)
3PT FGM	Season	2, Wyoming (1/8)
	MW	2, Wyoming (1/8)
	Career	2, Wyoming (1/8)
3PT FGA	Season	4, Air Force (12/29)
	MW	4, Air Force (12/29)
	Career	4, Air Force (12/29)
FTM	Season	6, Nevada (1/1)
	MW	6, Nevada (1/1)
	Career	6, Nevada (1/1)
FTA	Season	8, Nevada (1/1)
	MW	8, Nevada (1/1)
	Career	8, Nevada (1/1)
Reb.	Season	6, Nevada (1/1)
	MW	6, Nevada (1/1)
	Career	6, Nevada (1/1)
Asts.	Season	6, Morehead St. (11/7)
	MW	4, Air Force (12/29)
	Career	6, Morehead St. (11/7)
Blocks	Season	1, North Texas (12/1)
	MW	
	Career	1, North Texas (12/1)
Steals	Season	3, South Carolina St. (11/20)
	MW	2, 3x, last: SDSU (1/4)
	Career	3, South Carolina St. (11/20)
TO	Season	0, 2x, last: NMSU (12/6)
	MW	2, San Diego State (1/4)
	Career	0, 2x, last: NMSU (12/6)
Min.	Season	31, Nevada (1/1)
	MW	31, Nevada (1/1)
	Career	31, Nevada (1/1)

PRODUCTION TRACKER

2024-25 Career

Double-Double		
Scored 10+ pts	2	2
Scored 20+ pts		
10+ reb		
3+ 3-pt		

CAREER STATISTICS

				Field Goals		3-Point		F-Throws		Rebounds									Scoring		
SEASON	TEAM	GP-GS	MIN	AVG	FG-FGA	FG%	3FG-3FGA	3FG%	FT-FTA	FT%	OFF	DEF	TOT	AVG	PF-FO	A	TO	BLK	STL	PTS	AVG
2024-25	UNM	17-16	340	20.0	28-73	.384	7-27	.259	12-22	.545	2	40	42	2.5	34-1	43	39	1	21	75	4.4
TOTAL		17-16	340	20.0	28-73	.384	7-27	.259	12-22	.545	2	40	42	2.5	34-1	43	39	1	21	75	4.4

14

HULDA JOAQUIM
F | 6-1 | GR | Maputo, Mozambique (Seward County CC)



PPG	FG %	3PT %	FT %	RPG	APG	SPG	BPG	MPG
8.1	.547	1.000	.645	7.4	0.8	1.0	0.8	24.4

NOTEWORTHY

- Third season with the Lobos
- Leads team in rebounds, third in blocks and scoring
- Fifth in MW in rebounds per game, fourth in offensive rebounds per game, tied for 11th in blocks per game
- First double-double came against Morehead State, where she also set career high in made field goals and tied career high in blocks. Had second against South Carolina State with career-high 14 points. Led team in rebounds and points in the game. Third was at NMSU with 14 rebounds, 12 points & fourth was season-high 16 points and 11 rebounds at Air Force
- Played in 31 games, averaging 15.4 minutes per game, 2.3 points per game, 4.2 rebounds per game, 0.7 assists per game, 0.4 steals per game and 0.3 blocks per game last season
- Working on her master's in project management after graduating with a degree in business administration with a minor in economics

GAME-BY-GAME STATISTICS

Opponent	Date	GS	MIN	Total		3-Pointers		Free throws		Rebounds				PF	A	TO	BLK	STL	PTS	AVG
				FG-FGA	PCT	3FG-3FGA	PCT	FT-FTA	PCT	OFF	DEF	TOT	AVG							
Northern Ariz.	11/04/2024	*	22:19	1-4	.250	0-0	.000	2-2	1.000	3	4	7	7.0	0	0	0	1	1	4	4.0
Morehead St.	11/07/2024	*	28:01	6-12	.500	0-0	.000	0-0	.000	3	7	10	8.5	1	1	3	2	1	12	8.0
at Texas Tech	11/12/2024	*	24:13	1-2	.500	0-0	.000	0-0	.000	1	4	5	7.3	2	0	0	0	0	2	6.0
Western N.M.	11/15/2024	*	18:08	6-7	.857	0-0	.000	0-0	.000	3	6	9	7.8	1	0	2	1	2	12	7.5
South Carolina St.	11/20/2024	*	18:48	7-10	.700	0-0	.000	0-2	.000	7	3	10	8.2	1	1	2	0	0	14	8.8
Gonzaga	11/24/2024	*	18:07	2-3	.667	0-0	.000	0-0	.000	2	4	6	7.8	1	1	0	1	0	4	8.0
UC Irvine	11/27/2024	*	30:49	1-5	.200	0-0	.000	3-4	.750	5	3	8	7.9	2	1	0	3	0	5	7.6
North Texas	12/01/2024	*	23:20	3-5	.600	0-0	.000	3-4	.750	4	3	7	7.8	2	2	2	2	0	9	7.8
New Mexico St.	12/06/2024	*	29:28	1-4	.250	0-0	.000	0-0	.000	2	4	6	7.6	1	1	0	1	3	2	7.1
at New Mexico St.	12/08/2024	*	34:17	6-10	.600	0-0	.000	0-0	.000	6	8	14	8.2	3	0	0	1	1	12	7.6
Pepperdine	12/15/2024	*	20:54	6-6	1.000	0-0	.000	2-4	.500	2	1	3	7.7	3	0	1	0	1	14	8.2
Sacramento St.	12/19/2024	*	25:11	2-4	.500	0-0	.000	2-2	1.000	1	2	3	7.3	3	1	0	0	2	6	8.0
Abilene Christian	12/21/2024	*	16:48	2-4	.500	0-0	.000	0-0	.000	0	4	4	7.1	1	1	2	0	2	4	7.7
at Air Force	12/29/2024		31:56	6-9	.667	0-0	.000	4-7	.571	6	5	11	7.4	3	1	0	1	2	16	8.3
Nevada	01/01/2025		24:38	2-7	.286	0-0	.000	2-4	.500	5	6	11	7.6	2	1	0	1	0	6	8.1
at San Diego St.	01/04/2025	*	27:38	3-7	.429	0-0	.000	0-0	.000	2	3	5	7.4	4	0	0	0	2	6	8.0
Wyoming	01/08/2025		20:04	3-7	.429	1-1	1.000	2-2	1.000	3	3	6	7.4	0	2	0	0	0	9	8.1
Totals		14	414:40	58-106	.547	1-1	1.000	20-31	.645	55	70	125	7.4	30	13	12	14	17	137	8.1

TOP PERFORMANCES

Points	Season	16, Air Force (12/29)
	MW	16, Air Force (12/29)
	Career	16, Air Force (12/29)
FGM	Season	7, South Carolina St. (11/20)
	MW	6, Air Force (12/29)
	Career	7, South Carolina St. (11/20)
FGA	Season	12, Morehead St. (11/7)
	MW	9, Air Force (12/29)
	Career	12, Morehead St. (11/7)
3PT FGM	Season	1, Wyoming (1/8)
	MW	2, UNLV (1/20/24)
	Career	2, UNLV (1/20/24)
3PT FGA	Season	1, Wyoming (1/8)
	MW	3, UNLV (1/20/24)
	Career	3, UNLV (1/20/24)
FTM	Season	4, Air Force (12/29)
	MW	4, 2x, last: Air Force (12/29)
	Career	4, 2x, last: Air Force (12/29)
FTA	Season	7, Air Force (12/29)
	MW	7, Air Force (12/29)
	Career	7, Air Force (12/29)
Reb.	Season	14, NMSU (12/8)
	MW	12, Colorado St. (2/10/24)
	Career	14, NMSU (12/8)
Asts.	Season	2, 2x, last: Wyoming (1/8)
	MW	2, 2x, last: Wyoming (1/8)
	Career	4, Western N.M. (12/17/24)
Blocks	Season	3, UC Irvine (11/27)
	MW	2, Utah State (2/25/23)
	Career	3, 3x
Steals	Season	3, NMSU (12/6)
	MW	2, 5x, last: SDSU (1/4)
	Career	3, 2x, last: NMSU (12/6)
TO	Season	0, 11x, last: Wyoming (1/8)
	MW	0, 21x
	Career	0, 42x
Min.	Season	34, NMSU (12/8)
	MW	31, Air Force (12/29)
	Career	34, NMSU (12/8)

PRODUCTION TRACKER

2024-25 Career

Double-Double	4	4
Scored 10+ pts	6	6
Scored 20+ pts		
10+ reb	5	7
3+ 3-pt		

CAREER STATISTICS

				Field Goals		3-Point		F-Throws		Rebounds										Scoring	
SEASON	TEAM	GP-GS	MIN/AVG	FG-FGA	FG%	3FG-3FGA	3FG%	FT-FTA	FT%	OFF	DEF	TOT	AVG	PF-FO	A	TO	BLK	STL	PTS	AVG	
2022-23	UNM	13-0	80/6.2	11-26	.423	2-6	.333	4-6	.667	9	9	18	1.4	2-0	3	3	6	4	28	2.2	
2023-24	UNM	31-0	478/15.4	30-74	.405	3-10	.300	9-14	.643	52	78	130	4.2	41-1	21	13	8	11	72	2.3	
2024-25	UNM	17-14	415/24.4	58-106	.547	1-1	1.000	20-31	.645	55	70	125	7.4	30-0	13	12	14	17	137	8.1	
TOTAL		61-14	973/15.9	99-206	.481	6-17	.353	33-51	.647	116	157	273	4.5	73-1	37	28	28	32	237	3.9	

15

DREW JORDON

G | 5-11 | SO | Washington, DC (Wagner)



PPG	FG %	3PT %	FT %	RPG	APG	SPG	BPG	MPG
1.6	1.000	--	.500	0.7	0.1	0.1	0.1	4.0

NOTEWORTHY

- Appeared in all 28 games and made one start against Sacred Heart last season
- Averaged 6.0 points per game, shooting 40.9% from the floor, and averaged 1.9 rebounds per game, while playing 16.3 minutes per game as a freshman
- Led Wagner with 54 made free throws, going 54-69 from the line to lead the Seahawks in free-throw percentage
- Finished in double figures in 4 games, recorded a steal in 14 games with 3 games with 3 steals and 5 games with multiple steals, as well as 10 games with a block
- Majoring in psychology

GAME-BY-GAME STATISTICS

Opponent	Date	GS	MIN	Total		3-Pointers		Free throws		Rebounds										
				FG-FGA	PCT	3FG-3FGA	PCT	FT-FTA	PCT	OFF	DEF	TOT	AVG	PF	A	TO	BLK	STL	PTS	AVG
Northern Ariz.	11/04/2024		04:32	2-2	1.000	0-0	.000	0-0	.000	0	0	0	0.0	1	0	1	1	0	4	4.0
Morehead St.	11/07/2024		03:47	0-0	.000	0-0	.000	0-0	.000	1	0	1	0.5	0	0	0	0	0	0	2.0
at Texas Tech	11/12/2024		00:32	0-0	.000	0-0	.000	0-0	.000	0	0	0	0.3	0	0	1	0	0	0	1.3
Western N.M.	11/15/2024		07:30	2-2	1.000	0-0	.000	0-0	.000	0	3	3	1.0	1	0	1	0	1	4	2.0
South Carolina St.	11/20/2024		05:14	0-0	.000	0-0	.000	1-2	.500	1	0	1	1.0	0	1	0	0	0	1	1.8
UC Irvine	11/27/2024		04:46	1-1	1.000	0-0	.000	0-0	.000	0	0	0	0.8	0	0	0	0	0	2	1.8
Pepperdine	12/15/2024		01:30	0-0	.000	0-0	.000	0-0	.000	0	0	0	0.7	0	0	0	0	0	0	1.6
Totals		0	27:51	5-5	1.000	0-0	.000	1-2	.500	2	3	5	0.7	2	1	3	1	1	11	1.6

TOP PERFORMANCES

Points	Season MW	4, 2x, last: WNMU (11/15)
	Career	17, LIU (2/24/24)
FGM	Season MW	2, 2x, last: WNMU (11/15)
	Career	7, LIU (2/24/24)
FGA	Season MW	2, 2x, last: WNMU (11/15)
	Career	12, Saint Elizabeth (12/30/23)
3PT FGM	Season MW	
	Career	1, 3x, last: Sacred Heart (2/17/24)
3PT FGA	Season MW	
	Career	3, Saint Elizabeth (12/30/23)
FTM	Season MW	1, South Carolina St. (11/20)
	Career	7, 2x, last: Sacred Heart (1/21/24)
FTA	Season MW	2, South Carolina St. (11/20)
	Career	11, Sacred Heart (1/21/24)
Reb.	Season MW	3, Western N.M. (11/15)
	Career	6, Saint Peter's (12/6/23)
Asts.	Season MW	1, South Carolina St. (11/20)
	Career	3, 3x, last: FDU (3/2/24)
Blocks	Season MW	1, NAU (11/4)
	Career	2, Stonehill (2/3/24)
Steals	Season MW	1, Western N.M. (11/15)
	Career	3, 3x, last: FDU (3/2/24)
TO	Season MW	0, 3x, last: UC Irvine (11/20)
	Career	0, 9x
Min.	Season MW	7, Western N.M. (11/15)
	Career	27, 2x, last: Saint Peter's (12/6/23)


PRODUCTION TRACKER

2024-25 Career

Double-Double	
Scored 10+ pts	4
Scored 20+ pts	
10+ reb	
3+ 3-pt	

CAREER STATISTICS

				Field Goals		3-Point		F-Throws		Rebounds										Scoring	
SEASON	TEAM	GP-GS	MIN/AVG	FG-FGA	FG%	3FG-3FGA	3FG%	FT-FTA	FT%	OFF	DEF	TOT	AVG	PF-FO	A	TO	BLK	STL	PTS	AVG	
2023-24	WC	28-1	462/16.5	56-137	.409	3-18	.167	54-69	.783	16	38	54	1.9	61-1	23	48	11	22	169	6.0	
2024-25	UNM	7-0	28/4.0	5-5	1.000	0-0	.000	1-2	.500	2	3	5	0.7	2-0	1	3	1	1	11	1.6	
TOTAL FOR UNM		7-0	28/4.0	5-5	1.000	0-0	.000	1-2	.500	2	3	5	0.7	2-0	1	3	1	1	11	1.6	
TOTAL		35-1	490/14.0	61-142	.430	3-18	.167	55-71	.775	18	41	59	1.7	63-1	24	51	12	23	180	5.1	



21 REZA PO
G | 5-2 | FR | San Bruno, Calif. (Sacred Heart Cathedral)

PPG	FG %	3PT %	FT %	RPG	APG	SPG	BPG	MPG
2.9	.353	.357	.688	1.5	1.4	0.3	0.1	11.4

NOTEWORTHY

- Named West Coast Athletic League honorable mention her sophomore season and following her junior season, was named to the West Coast Athletic League first team and the San Francisco Chronicle Women's Basketball Player of the Year
- Averaged 12.2 points per game, 4.0 rebounds per game, 3.8 assists per game, 1.6 steals per game, while drawing 0.4 charges per game as a junior
- Majoring in criminology

TOP PERFORMANCES

Points	Season MW	6, 2x, last: N. Texas (12/1)
	Career	6, 2x, last: N. Texas (12/1)
FGM	Season MW	2, 4x, last: N. Texas (12/1)
	Career	2, 4x, last: N. Texas (12/1)
FGA	Season MW	6, 2x, last: SCSU (11/20)
	Career	1, Nevada (1/1)
	Career	6, 2x, last: SCSU (11/20)
3PT FGM	Season MW	2, South Carolina St. (11/20)
	Career	2, South Carolina St. (11/20)
3PT FGA	Season MW	5, South Carolina St. (11/20)
	Career	5, South Carolina St. (11/20)
FTM	Season MW	4, Morehead St. (11/7)
	Career	4, Morehead St. (11/7)
FTA	Season MW	5, Texas Tech (11/12)
	Career	5, Texas Tech (11/12)
Reb.	Season MW	4, Texas Tech (11/12)
	Career	2, Nevada (1/1)
	Career	4, Texas Tech (11/12)
Asts.	Season MW	5, Western N.M. (11/15)
	Career	5, Western N.M. (11/15)
Blocks	Season MW	1, 2x, last: MSU (11/7)
	Career	1, 2x, last: MSU (11/7)
Steals	Season MW	2, Pepperdine (12/15)
	Career	2, Pepperdine (12/15)
TO	Season MW	0, 5x, last: Pepp. (12/15)
	Career	1, 2x, last: Nevada (1/1)
	Career	0, 5x, last: Pepp. (12/15)
Min.	Season MW	23, Texas Tech (11/12)
	Career	7, Air Force (12/29)
	Career	23, Texas Tech (11/12)

GAME-BY-GAME STATISTICS

Opponent	Date	GS	MIN	Total		3-Pointers		Free throws		Rebounds				PF	A	TO	BLK	STL	PTS	AVG
				FG-FGA	PCT	3FG-3FGA	PCT	FT-FTA	PCT	OFF	DEF	TOT	AVG							
Northern Ariz.	11/04/2024		15:13	2-5	.400	1-2	.500	0-0	.000	0	1	1	1.0	1	2	0	1	1	5	5.0
Morehead St.	11/07/2024		13:45	0-1	.000	0-0	.000	4-4	1.000	0	1	1	1.0	2	3	1	1	0	4	4.5
at Texas Tech	11/12/2024		23:10	1-3	.333	0-0	.000	2-5	.400	0	4	4	2.0	0	0	1	0	1	4	4.3
Western N.M.	11/15/2024		17:26	2-6	.333	1-4	.250	0-0	.000	0	2	2	2.0	0	5	0	0	0	5	4.5
South Carolina St.	11/20/2024		17:01	2-6	.333	2-5	.400	0-0	.000	0	2	2	2.0	0	3	1	0	0	6	4.8
Gonzaga	11/24/2024		04:42	0-1	.000	0-0	.000	0-0	.000	0	0	0	1.7	0	2	0	0	0	0	4.0
UC Irvine	11/27/2024		11:12	1-3	.333	0-1	.000	0-0	.000	0	3	3	1.9	0	0	2	0	0	2	3.7
North Texas	12/01/2024		17:55	2-5	.400	1-2	.500	1-2	.500	0	3	3	2.0	1	3	3	0	0	6	4.0
New Mexico St.	12/06/2024		06:12	1-1	1.000	0-0	.000	1-2	.500	0	2	2	2.0	0	1	0	0	0	3	3.9
at New Mexico St.	12/08/2024		04:08	0-0	.000	0-0	.000	0-0	.000	0	0	0	1.8	1	0	3	0	0	0	3.5
Pepperdine	12/15/2024		11:25	1-1	1.000	0-0	.000	1-1	1.000	0	1	1	1.7	0	1	0	0	2	3	3.5
Sacramento St.	12/19/2024		06:43	0-1	.000	0-0	.000	2-2	1.000	0	0	0	1.6	1	0	1	0	0	2	3.3
at Air Force	12/29/2024		07:03	0-0	.000	0-0	.000	0-0	.000	0	0	0	1.5	0	0	1	0	0	0	3.1
Nevada	01/01/2025		03:38	0-1	.000	0-0	.000	0-0	.000	0	2	2	1.5	0	0	1	0	0	0	2.9
Totals		0	159:32	12-34	.353	5-14	.357	11-16	.688	0	21	21	1.5	6	20	14	2	4	40	2.9

PRODUCTION TRACKER


2024-25 Career

Double-Double
Scored 10+ pts
Scored 20+ pts
10+ reb
3+ 3-pt

CAREER STATISTICS

				Field Goals		3-Point		F-Throws		Rebounds										Scoring	
SEASON	TEAM	GP-GS	MIN	AVG	FG-FGA	FG%	3FG-3FGA	3FG%	FT-FTA	FT%	OFF	DEF	TOT	AVG	PF-FO	A	TO	BLK	STL	PTS	AVG
2024-25	UNM	14-0	160	11.4	12-34	.353	5-14	.357	11-16	.688	0	21	21	1.5	6-0	20	14	2	4	40	2.9
TOTAL		14-0	160	11.4	12-34	.353	5-14	.357	11-16	.688	0	21	21	1.5	6-0	20	14	2	4	40	2.9

24



AMHYIA MORELAND

F | 6-1 | SR | Charlotte, N.C. (San José State)

PPG	FG %	3PT %	FT %	RPG	APG	SPG	BPG	MPG
6.1	.571	.000	.625	4.5	0.6	0.8	1.5	14.3

NOTEWORTHY

- First Lobo to have 6 blocks in a game since 2019
- At least 1 steal in 9 games with 4 against ACU; 8 games with multiple blocks; block in 6 of last 7 games
- Third in MW in blocks and fifth in blocks per game
- 45th in the NCAA in blocks, 76th in blocks per game
- Played the last 2 seasons at San José State and 1 year at Old Dominion
- Started in 25 games while playing in 30 last season
- Averaged 11.6 points per game, shooting 54.0% from the floor and 42.9% from behind the arc
- Made a team-high 148 field goals and scored a team-high 347 points
- Produced 20 double-digit games with a season-high 26 points against Bethesda on 13-17 shooting
- Majoring in psychology

GAME-BY-GAME STATISTICS

Opponent	Date	GS	MIN	Total		3-Pointers		Free throws		Rebounds				PF	A	TO	BLK	STL	PTS	AVG
				FG-FGA	PCT	3FG-3FGA	PCT	FT-FTA	PCT	OFF	DEF	TOT	AVG							
Northern Ariz.	11/04/2024		13:09	2-6	.333	0-0	.000	1-1	1.000	4	3	7	7.0	3	0	1	1	0	5	5.0
Morehead St.	11/07/2024		08:12	0-1	.000	0-0	.000	0-0	.000	1	3	4	5.5	3	0	3	1	0	0	2.5
at Texas Tech	11/12/2024		15:31	1-2	.500	0-1	.000	3-5	.600	3	5	8	6.3	5	0	0	0	1	5	3.3
Western N.M.	11/15/2024		17:23	2-6	.333	0-0	.000	1-2	.500	3	1	4	5.8	1	0	1	2	1	5	3.8
South Carolina St.	11/20/2024		17:48	6-7	.857	0-0	.000	0-0	.000	1	5	6	5.8	2	1	0	6	1	12	5.4
Gonzaga	11/24/2024		21:53	2-5	.400	0-0	.000	2-2	1.000	2	2	4	5.5	2	0	1	0	1	6	5.5
UC Irvine	11/27/2024		09:11	2-3	.667	0-0	.000	0-0	.000	0	0	0	4.7	3	1	1	0	1	4	5.3
North Texas	12/01/2024		16:40	4-6	.667	0-0	.000	2-3	.667	3	3	6	4.9	1	1	0	2	3	10	5.9
New Mexico St.	12/06/2024		10:32	2-4	.500	0-0	.000	0-2	.000	1	1	2	4.6	4	0	3	1	1	4	5.7
at New Mexico St.	12/08/2024		00:48	0-0	.000	0-0	.000	0-0	.000	0	0	0	4.1	2	0	1	0	0	0	5.1
Pepperdine	12/15/2024		17:36	5-8	.625	0-0	.000	2-4	.500	3	3	6	4.3	4	0	2	2	1	12	5.7
Sacramento St.	12/19/2024		14:49	3-6	.500	0-0	.000	1-1	1.000	4	2	6	4.4	2	1	1	3	0	7	5.8
Abilene Christian	12/21/2024		23:12	4-6	.667	0-0	.000	1-2	.500	6	4	10	4.8	3	2	2	2	4	9	6.1
at Air Force	12/29/2024	*	08:04	1-2	.500	0-0	.000	0-0	.000	0	1	1	4.6	5	2	1	1	0	2	5.8
Nevada	01/01/2025	*	15:22	4-7	.571	0-0	.000	2-2	1.000	4	2	6	4.7	4	0	2	2	0	10	6.1
at San Diego St.	01/04/2025		12:22	2-3	.667	0-0	.000	0-0	.000	1	1	2	4.5	1	1	1	0	0	4	5.9
Wyoming	01/08/2025	*	19:56	4-5	.800	0-0	.000	0-0	.000	2	2	4	4.5	2	1	1	3	0	8	6.1
Totals		3	242:27	44-77	.571	0-1	.000	15-24	.625	38	38	76	4.5	47	10	21	26	14	103	6.1

TOP PERFORMANCES

Points	Season	12, 2x, last: Pepp. (12/15)
	MW	19, New Mexico (2/14/24)
	Career	26, Bethesda (CA) (11/27/23)
FGM	Season	6, South Carolina St. (11/20)
	MW	8, 3x, last: Utah St. (2/21/24)
	Career	13, Bethesda (CA) (11/27/23)
FGA	Season	8, Pepperdine (12/15)
	MW	18, Utah St. (2/21/24)
	Career	18, Utah St. (2/21/24)
3PT FGM	Season	
	MW	1, 3x
	Career	1, 4x
3PT FGA	Season	1, Texas Tech (11/12)
	MW	2, Wyoming (2/282/24)
	Career	2, Wyoming (2/282/24)
FTM	Season	3, Texas Tech (11/12)
	MW	6, Nevada (1/26/23)
	Career	6, Nevada (1/26/23)
FTA	Season	5, Texas Tech (11/12)
	MW	8, Nevada (1/26/23)
	Career	8, Nevada (1/26/23)
Reb.	Season	10, ACU (12/21)
	MW	13, Colorado St. (1/2/24)
	Career	13, Colorado St. (1/2/24)
Asts.	Season	2, 2x, last: Air Force (12/29)
	MW	5, Colorado St. (3/2/24)
	Career	5, Colorado St. (3/2/24)
Blocks	Season	6, South Carolina St. (11/20)
	MW	4, San Diego St. (1/20/24)
	Career	6, South Carolina St. (11/20)
Steals	Season	4, ACU (12/21)
	MW	3, San Diego St. (1/20/24)
	Career	4, ACU (12/21)
TO	Season	0, 3x, last: N. Texas (12/1)
	MW	0, 5x
	Career	0, 21x
Min.	Season	23, ACU (12/21)
	MW	38, Fresno St. (1/3/24)
	Career	38, Fresno St. (1/3/24)

PRODUCTION TRACKER

2024-25 Career

Double-Double		3
Scored 10+ pts	4	28
Scored 20+ pts		1
10+ reb	1	4
3+ 3-pt		

CAREER STATISTICS

				Field Goals		3-Point		F-Throws		Rebounds												Scoring	
SEASON	TEAM	GP-GS	MIN/AVG	FG-FGA	FG%	3FG-3FGA	3FG%	FT-FTA	FT%	OFF	DEF	TOT	AVG	PF-FO	A	TO	BLK	STL	PTS	AVG			
2021-22	ODU	19-0	117/6.1	10-26	.385	0-0	.000	7-15	.467	16	21	37	1.9	27-0	3	18	10	5	27	1.4			
2022-23	SJSU	30-10	509/17.0	59-144	.410	1-1	1.000	40-58	.690	52	62	114	3.8	109-6	7	55	24	22	159	5.3			
2023-24	SJSU	30-25	645/21.5	148-274	.540	3-7	.429	48-77	.623	86	91	177	5.9	102-3	24	63	42	25	347	11.6			
2024-25	UNM	17-3	242/14.3	44-77	.571	0-1	.000	15-24	.625	38	38	76	4.5	47-2	10	21	26	14	103	6.1			
TOTAL FOR UNM		17-3	242/14.3	44-77	.571	0-1	.000	15-24	.625	38	38	76	4.5	47-2	10	21	26	14	103	6.1			
TOTAL		96-38	1513/15.8	261-521	.501	4-9	.444	110-174	.632	192	212	404	4.2	285-11	44	157	102	66	636	6.6			

33

VIANÈ CUMBER

G | 5-11 | SR | Albuquerque, N.M. (Sandia HS)



PPG	FG %	3PT %	FT %	RPG	APG	SPG	BPG	MPG
16.0	.438	.362	.980	6.5	1.6	1.1	0.1	33.1

NOTEWORTHY

- Selected to the Preseason MW Team
- Leads MW in free throw %, tied for first in 3-pointers/game and in 3-pointers, 4th in FG %, 5th in scoring
- At least 1 three-pointer in 48 of the last 52 games she's played in
- Has made 48 consecutive free throws, setting the program record (was 35 done in 2006)
- Leads the NCAA in free throw %, 20th in 3-pointers, 63rd in 3-pointers/game, 47th in points
- MW Freshman of the Week Nov. 15, 2021
- Scored in double figures in 17 games, 4x with 20+ points last season
- Averaged 11.4 ppg, 33.6 mpg, 6.0 rpg, 2.4 3FG last season
- 8 three-pointers against Montana State tied for the third-most in a game in program history and was the seventh time a player historically has made eight or more three-pointers in a game.
- Averaged 22.9 minutes per game, 9.2 points per game, 2.9 rebounds per game, 0.9 assists per game, 0.5 steals per game her sophomore season
- 2019-20 and 2020-21 New Mexico Gatorade Girls Basketball Player of the Year
- Twice named MaxPreps New Mexico High School Girls Basketball Player of the Year
- Named the best high school basketball player in New Mexico by MaxPreps
- Averaged 26.5 points, 9.3 rebounds, 2.2 assists and 1.5 steals her senior season and 22.4 points, 10.6 rebounds, 2.5 assists and 3.3 steals as a junior
- Led her team to a pair of district championships in 2018 and 2019
- Majoring in psychology

GAME-BY-GAME STATISTICS

Opponent	Date	GS	MIN	Total		3-Pointers		Free throws		Rebounds				PF	A	TO	BLK	STL	PTS	AVG
				FG-FGA	PCT	3FG-3FGA	PCT	FT-FTA	PCT	OFF	DEF	TOT	AVG							
Northern Ariz.	11/04/2024	*	32:13	4-10	.400	2-4	.500	4-5	.800	0	8	8	8.0	2	0	0	0	1	14	14.0
Morehead St.	11/07/2024	*	30:23	8-15	.533	7-12	.583	0-0	.000	2	10	12	10.0	0	3	3	0	2	23	18.5
at Texas Tech	11/12/2024	*	35:26	3-9	.333	2-6	.333	2-2	1.000	0	3	3	7.7	3	2	2	1	0	10	15.7
Western N.M.	11/15/2024	*	21:30	5-9	.556	1-4	.250	2-2	1.000	1	1	2	6.3	0	1	0	0	1	13	15.0
South Carolina St.	11/20/2024	*	21:09	5-13	.385	3-9	.333	0-0	.000	1	2	3	5.6	2	3	3	0	1	13	14.6
Gonzaga	11/24/2024	*	37:26	6-13	.462	4-10	.400	0-0	.000	0	2	2	5.0	3	2	1	0	4	16	14.8
UC Irvine	11/27/2024	*	37:10	5-16	.313	1-9	.111	4-4	1.000	1	9	10	5.7	3	3	2	0	0	15	14.9
North Texas	12/01/2024	*	35:06	7-13	.538	3-9	.333	2-2	1.000	0	6	6	5.8	3	1	1	0	0	19	15.4
New Mexico St.	12/06/2024	*	31:53	5-9	.556	1-4	.250	7-7	1.000	0	6	6	5.8	4	2	0	0	1	18	15.7
at New Mexico St.	12/08/2024	*	38:19	3-9	.333	1-5	.200	4-4	1.000	0	9	9	6.1	1	1	3	0	0	11	15.2
Pepperdine	12/15/2024	*	29:08	5-14	.357	2-7	.286	0-0	.000	5	4	9	6.4	1	3	2	0	2	12	14.9
Sacramento St.	12/19/2024	*	37:57	9-13	.692	5-8	.625	2-2	1.000	0	8	8	6.5	3	3	4	0	1	25	15.8
Abilene Christian	12/21/2024	*	35:26	6-14	.429	3-8	.375	3-3	1.000	0	8	8	6.6	4	1	2	0	1	18	15.9
at Air Force	12/29/2024	*	36:35	6-15	.400	4-9	.444	4-4	1.000	1	7	8	6.7	1	1	6	0	0	20	16.2
Nevada	01/01/2025	*	37:14	5-13	.385	1-6	.167	6-6	1.000	0	5	5	6.6	2	1	4	0	0	17	16.3
at San Diego St.	01/04/2025	*	31:32	3-11	.273	0-3	.000	6-6	1.000	2	6	8	6.7	2	0	1	0	3	12	16.0
Wyoming	01/08/2025	*	34:50	6-12	.500	2-3	.667	2-2	1.000	0	4	4	6.5	0	1	0	0	2	16	16.0
Totals			17 563:18	91-208	.438	42-116	.362	48-49	.980	13	98	111	6.5	34	28	34	1	19	272	16.0

TOP PERFORMANCES

Points	Season	25, Sacramento St. (12/19)
	MW	22, UNLV (1/20)
	Career	25, Sacramento St. (12/19)
FGM	Season	9, Sacramento St. (12/19)
	MW	8, 2x
	Career	9, 2x, last: Sac. St. (12/19)
FGA	Season	16, UC Irvine (11/27)
	MW	22, Utah State (1/10)
	Career	22, Utah State (1/10)
3PT FGM	Season	7, Morehead St. (11/7)
	MW	6, UNLV (1/20)
	Career	8, Montana State (11/23)
3PT FGA	Season	12, Morehead St. (11/7)
	MW	12, 2x
	Career	15, Montana State (11/23)
FTM	Season	7, NMSU (12/6)
	MW	6, 2x, last: SDSU (1/4)
	Career	7, NMSU (12/6)
FTA	Season	7, NMSU (12/6)
	MW	6, 2x, last: SDSU (1/4)
	Career	7, NMSU (12/6)
Reb.	Season	12, Morehead St. (11/7)
	MW	11, 2x
	Career	14, Eastern Illinois (11/28)
Asts.	Season	3, 5x, last: Sac. St. (12/19)
	MW	5, Fresno State (1/24)
	Career	5, 2x
Blocks	Season	1, Texas Tech (11/12)
	MW	1, 7x
	Career	1, 10x
Steals	Season	4, Gonzaga (11/24)
	MW	3, San Diego State (1/4)
	Career	4, 2x, last: Gonzaga (11/24)
TO	Season	0, 4x, last: Wyoming (1/8)
	MW	0, 22x
	Career	0, 38x
Min.	Season	38, NMSU (12/8)
	MW	40, Boise St. (2/21)
	Career	43, Eastern Illinois (11/28)

PRODUCTION TRACKER

2024-25 Career

Double-Double	2	5
Scored 10+ pts	17	53
Scored 20+ pts	3	9
10+ reb	2	5
3+ 3-pt	7	31

CAREER STATISTICS

				Field Goals		3-Point		F-Throws		Rebounds										Scoring	
SEASON	TEAM	GP-GS	MIN/AVG	FG-FGA	FG%	3FG-3FGA	3FG%	FT-FTA	FT%	OFF	DEF	TOT	AVG	PF-FO	A	TO	BLK	STL	PTS	AVG	
2021-22	UNM	18-1	198/11.0	25-62	.403	15-45	.333	2-2	1.000	4	25	29	1.6	6-0	5	10	1	5	67	3.7	
2022-23	UNM	33-15	757/22.9	107-249	.430	73-180	.406	18-22	.818	5	90	95	2.9	39-0	30	32	3	17	305	9.2	
2023-24	UNM	29-29	975/33.6	119-331	.360	70-214	.327	22-30	.733	18	157	175	6.0	48-0	39	35	5	22	330	11.4	
2024-25	UNM	17-17	563/33.1	91-208	.438	42-116	.362	48-49	.980	13	98	111	6.5	34-0	28	34	1	19	272	16.0	
TOTAL		97-62	2493/25.7	342-850	.402	200-555	.360	90-103	.874	40	370	410	4.2	127-0	102	111	10	63	974	10.0	

40

CLARISSA CRAIG

F/C | 6-3 | SR | Cincinnati, Ohio (Cincinnati)



PPG	FG %	3PT %	FT %	RPG	APG	SPG	BPG	MPG
--	--	--	--	--	--	--	--	--

NOTEWORTHY

- Played the last 3 seasons at Cincinnati
- Averaged 4.5 points and 2.2 rebounds per game while averaging 12.7 minutes per game last season
- Finished in double figures in three games, twice against Big 12 opponents with 13 points at Oklahoma behind 5-7 shooting and again with 12 points at UCF that included 4-4 shooting from the floor
- Majoring in liberal arts and integrative studies

GAME-BY-GAME STATISTICS

TOP PERFORMANCES

Points	Season	
	MW	
FGM	Season	
	MW	
FGA	Season	
	MW	
3PT FGM	Season	
	MW	
3PT FGA	Season	
	MW	
FTM	Season	
	MW	
FTA	Season	
	MW	
Reb.	Season	
	MW	
Asts.	Season	
	MW	
Blocks	Season	
	MW	
Steals	Season	
	MW	
TO	Season	
	MW	
Min.	Season	
	MW	

PRODUCTION TRACKER

	2024-25	Career
Double-Double		1
Scored 10+ pts		13
Scored 20+ pts		
10+ reb		1
3+ 3-pt		

CAREER STATISTICS

				Field Goals		3-Point		F-Throws		Rebounds										Scoring	
SEASON	TEAM	GP-GS	MIN/AVG	FG-FGA	FG%	3FG-3FGA	3FG%	FT-FTA	FT%	OFF	DEF	TOT	AVG	PF-FO	A	TO	BLK	STL	PTS	AVG	
2021-22	UC	28-1	332/11.9	35-88	.398	0-0	.000	20-29	.690	18	24	42	1.5	52-0	5	30	5	6	90	3.2	
2022-23	UC	28-17	573/20.5	69-122	.566	0-2	.000	50-65	.769	46	51	97	3.5	79-4	8	48	15	11	188	6.7	
2023-24	UC	21-0	267/12.7	30-60	.500	0-1	.000	35-45	.778	17	30	47	2.2	48-0	4	24	2	8	95	4.5	
TOTAL FOR UNM		0-0	0/0.0	0-0	.000	0-0	.000	0-0	.000	0	0	0	0.0	0-0	0	0	0	0	0	0.0	
TOTAL		77-18	1172/15.2	134-270	.496	0-3	.000	105-139	.755	81	105	186	2.4	179-4	17	102	22	25	373	4.8	

45

LILLI HAKKARAINEN

G | 5-7 | FR | Kotka, Finland (Mäkelänrinne Upper Secondary School)



PPG	FG %	3PT %	FT %	RPG	APG	SPG	BPG	MPG
0.8	.200	.333	--	0.5	0.0	0.3	0.0	3.5

NOTEWORTHY

- Played on the Finland National Team at the FIBA U20 Women's EuroBasket over the summer
- Spent past two seasons with HBA-Märsky (Helsinki Basketball Academy) in the Naisten Korisliiga, the highest tier league in Finland
- In the 2022-2023 season, was a vice-captain in 2022-23 and captain in 2023-24
- Averaged 11.0 ppg, 5.2 rpg and 1.8 apg and 25:41 minutes per game...
- Won the women's Finnish Championship and the Finnish Cup with Peli-Karhut in 2021-22
- Played 37 games with the Youth Finnish National Team
- Majoring in pharmacy
- Speaks Finnish and Swedish

GAME-BY-GAME STATISTICS

Opponent	Date	GS	MIN	Total		3-Pointers		Free throws		Rebounds										
				FG-FGA	PCT	3FG-3FGA	PCT	FT-FTA	PCT	OFF	DEF	TOT	AVG	PF	A	TO	BLK	STL	PTS	AVG
Western N.M.	11/15/2024		04:59	0-1	.000	0-0	.000	0-0	.000	0	0	0	0.0	0	0	0	0	0	0	0.0
South Carolina St.	11/20/2024		05:14	1-3	.333	1-3	.333	0-0	.000	1	0	1	0.5	0	0	0	0	0	3	1.5
Pepperdine	12/15/2024		01:30	0-0	.000	0-0	.000	0-0	.000	0	0	0	0.3	0	0	0	0	0	0	1.0
Nevada	01/01/2025		02:25	0-1	.000	0-0	.000	0-0	.000	1	0	1	0.5	0	0	0	0	1	0	0.8
Totals		0	14:08	1-5	.200	1-3	.333	0-0	.000	2	0	2	0.5	0	0	0	0	1	3	0.8

TOP PERFORMANCES

Points	Season	3, South Carolina St. (11/20)
	MW	
FGM	Season	1, South Carolina St. (11/20)
	MW	
FGA	Season	3, South Carolina St. (11/20)
	MW	1, Nevada (1/1)
3PT FGM	Season	1, South Carolina St. (11/20)
	MW	
3PT FGA	Season	3, South Carolina St. (11/20)
	MW	
FTM	Season	
	MW	
FTA	Season	
	MW	
Reb.	Season	1, 2x, last: Nevada (1/1)
	MW	1, Nevada (1/1)
Asts.	Season	
	MW	
Blocks	Season	
	MW	
Steals	Season	1, Nevada (1/1)
	MW	1, Nevada (1/1)
TO	Season	0, 4x, last: Nevada (1/1)
	MW	0, Nevada (1/1)
Min.	Season	5, South Carolina St. (11/20)
	MW	2, Nevada (1/1)

PRODUCTION TRACKER

2024-25 Career

- Double-Double
- Scored 10+ pts
- Scored 20+ pts
- 10+ reb
- 3+ 3-pt

CAREER STATISTICS

				Field Goals		3-Point		F-Throws		Rebounds											Scoring	
SEASON	TEAM	GP-GS	MIN/AVG	FG-FGA	FG%	3FG-3FGA	3FG%	FT-FTA	FT%	OFF	DEF	TOT	AVG	PF-FO	A	TO	BLK	STL	PTS	AVG		
2024-25	UNM	4-0	14/3.5	1-5	.200	1-3	.333	0-0	.000	2	0	2	0.5	0-0	0	0	0	1	3	0.8		
TOTAL		4-0	14/3.5	1-5	.200	1-3	.333	0-0	.000	2	0	2	0.5	0-0	0	0	0	1	3	0.8		

SEASON STATS

Game Records

Record	Overall	Home	Away	Neutral
ALL GAMES	11-6	9-4	2-2	0-0
CONFERENCE	4-0	2-0	2-0	0-0
NON-CONFERENCE	7-6	7-4	0-2	0-0

Score by Periods

Team	1st	2nd	3rd	4th	OT	TOT
New Mexico	328	262	308	318	0	1216
Opponents	263	229	291	316	0	1099

Team Box Score

No.	Player				Total		3-Point		F-Throw		Rebounds													
		GP-GS	MIN	AVG	FG-FGA	FG%	3FG-3FGA	3FG%	FT-FTA	FT%	OFF	DEF	TOT	AVG	PF	DQ	A	TO	BLK	STL	PTS	AVG		
3	HOOKS, Destinee	17-16	487:18	28.7	115-228	.504	21-61	.344	40-62	.645	17	61	78	4.6	31	0	34	60	7	18	291	17.1		
33	CUMBER, Vianè	17-17	563:18	33.1	91-208	.438	42-116	.362	48-49	.980	13	98	111	6.5	34	0	28	34	1	19	272	16.0		
14	JOAQUIM, Hulda	17-14	414:40	24.4	58-106	.547	1-1	1.000	20-31	.645	55	70	125	7.4	30	0	13	12	14	17	137	8.1		
4	HARGROVE, Alyssa	17-17	483:22	28.4	50-133	.376	20-45	.444	16-20	.800	4	39	43	2.5	46	2	59	52	15	39	136	8.0		
24	MORELAND, Amhyia	17-3	242:27	14.3	44-77	.571	0-1	.000	15-24	.625	38	38	76	4.5	47	2	10	21	26	14	103	6.1		
13	MAGALHÃES, Joana	17-16	340:20	20.0	28-73	.384	7-27	.259	12-22	.545	2	40	42	2.5	34	1	43	39	1	21	75	4.4		
5	LANGERMANN, Lara	16-2	372:39	23.3	24-70	.343	9-41	.220	5-6	.833	6	30	36	2.3	26	0	21	23	2	12	62	3.9		
1	MWAMBA, Lydie	11-0	86:54	7.9	12-29	.414	7-17	.412	5-6	.833	7	13	20	1.8	0	0	5	2	3	5	36	3.3		
21	PO, Reza	14-0	159:32	11.4	12-34	.353	5-14	.357	11-16	.688	0	21	21	1.5	6	0	20	14	2	4	40	2.9		
11	PADILLA, Nayli	11-0	94:30	8.6	5-23	.217	3-13	.231	10-13	.769	2	11	13	1.2	4	0	13	3	3	6	23	2.1		
10	LAURO, Paris	15-0	113:01	7.5	11-36	.306	5-21	.238	0-2	.000	7	11	18	1.2	4	0	4	7	2	1	27	1.8		
15	JORDON, Drew	7-0	27:51	4.0	5-5	1.000	0-0	.000	1-2	.500	2	3	5	0.7	2	0	1	3	1	1	11	1.6		
45	HAKKARAINEN, Lilli	4-0	14:08	3.5	1-5	.200	1-3	.333	0-0	.000	2	0	2	0.5	0	0	0	0	0	1	3	0.8		
Team											32	31	63				18							
Total		17	3400		456-1027	.444	121-360	.336	183-253	.723	187	466	653	38.4	264	5	251	288	77	158	1216	71.5		
Opponents		17	3400		401-1009	.397	116-364	.319	181-254	.713	169	408	577	33.9	266	7	251	288	65	138	1099	64.6		

Team Statistics

	UNM	OPP
Scoring	1216	1099
Points per game	71.5	64.6
Scoring margin	+6.9	-
Field goals-att	456-1027	401-1009
Field goal pct	.444	.397
3 point fg-att	121-360	116-364
3-point FG pct	.336	.319
3-pt FG made per game	7.1	6.8
Free throws-att	183-253	181-254
Free throw pct	.723	.713
F-Throws made per game	10.8	10.6
Rebounds	653	577
Rebounds per game	38.4	33.9
Rebounding margin	+4.5	-
Assists	251	251
Assists per game	14.8	14.8
Turnovers	288	288
Turnovers per game	16.9	16.9
Turnover margin	0.0	-
Assist/turnover ratio	0.9	0.9
Steals	158	138
Steals per game	9.3	8.1
Blocks	77	65
Blocks per game	4.5	3.8
Winning streak	4	-
Home win streak	2	-
Attendance	60604	6450
Home games-Avg/Game	13-4662	4-1613
Neutral site-Avg/Game	-	0-0

Team Results

Date	Opponent		Score	Att.
11/04/2024	Northern Ariz.	L	78-80	5114
11/07/2024	Morehead St.	W	66-56	4372
11/12/2024	at Texas Tech	L	68-75	3690
11/15/2024	Western N.M.	W	85-56	4521
11/20/2024	South Carolina St.	W	80-38	4423
11/24/2024	Gonzaga	L	68-81	4943
11/27/2024	UC Irvine	W	65-62	4669
12/01/2024	North Texas	W	75-58	4489
12/06/2024	New Mexico St.	L	71-81	4880
12/08/2024	at New Mexico St.	L	60-68	547
12/15/2024	Pepperdine	W	82-59	4575
12/19/2024	Sacramento St.	W	69-57	4260
12/21/2024	Abilene Christian	L	69-77	4672
12/29/2024	at Air Force	W	69-63	684
01/01/2025	Nevada	W	70-62	5216
01/04/2025	at San Diego St.	W	68-59	1529
01/08/2025	Wyoming	W	73-67	4470

CONFERENCE STATS

Game Records

Record	Overall	Home	Away	Neutral
ALL GAMES	4-0	2-0	2-0	0-0
CONFERENCE	4-0	2-0	2-0	0-0
NON-CONFERENCE	0-0	0-0	0-0	0-0

Score by Periods

Team	1st	2nd	3rd	4th	OT	TOT
New Mexico	71	61	71	77	0	280
Opponents	54	62	67	68	0	251

Team Box Score

No.	Player				Total		3-Point		F-Throw		Rebounds													
		GP-GS	MIN	AVG	FG-FGA	FG%	3FG-3FGA	3FG%	FT-FTA	FT%	OFF	DEF	TOT	AVG	PF	DQ	A	TO	BLK	STL	PTS	AVG		
3	HOOKS, Destinee	4-3	127:20	31.8	30-57	.526	5-15	.333	6-6	1.000	2	13	15	3.8	7	0	10	11	2	6	71	17.8		
33	CUMBER, Vianè	4-4	140:11	35.0	20-51	.392	7-21	.333	18-18	1.000	3	22	25	6.3	5	0	3	11	0	5	65	16.3		
14	JOAQUIM, Hulda	4-1	104:16	26.1	14-30	.467	1-1	1.000	8-13	.615	16	17	33	8.3	9	0	4	0	2	4	37	9.3		
13	MAGALHÃES, Joana	4-4	120:17	30.1	11-31	.355	3-12	.250	9-16	.563	2	15	17	4.3	8	0	10	11	0	6	34	8.5		
4	HARGROVE, Alyssa	4-4	115:49	29.0	10-33	.303	4-9	.444	4-4	1.000	0	13	13	3.3	13	1	13	13	2	10	28	7.0		
24	MORELAND, Amhyia	4-3	55:44	13.9	11-17	.647	0-0	.000	2-2	1.000	7	6	13	3.3	12	1	4	5	6	0	24	6.0		
5	LANGERMANN, Lara	3-1	77:43	25.9	6-11	.545	0-3	.000	1-2	.500	0	9	9	3.0	5	0	3	1	0	3	13	4.3		
10	LAURO, Paris	3-0	17:03	5.7	3-8	.375	2-5	.400	0-0	.000	2	0	2	0.7	1	0	0	1	0	1	8	2.7		
1	MWAMBA, Lydie	1-0	02:48	2.8	0-1	.000	0-0	.000	0-0	.000	0	1	1	1.0	0	0	0	0	0	0	0	0.0		
21	PO, Reza	2-0	10:41	5.3	0-1	.000	0-0	.000	0-0	.000	0	2	2	1.0	0	0	0	2	0	0	0	0.0		
11	PADILLA, Nayli	4-0	25:42	6.4	0-5	.000	0-2	.000	0-0	.000	0	2	2	0.5	2	0	4	0	1	0	0	0.0		
45	HAKKARAINEN, Lilli	1-0	02:25	2.4	0-1	.000	0-0	.000	0-0	.000	1	0	1	1.0	0	0	0	0	0	1	0	0.0		
Team											8	7	15				4							
Total		4	800		105-246	.427	22-68	.324	48-61	.787	41	107	148	37.0	62	2	51	59	13	36	280	70.0		
Opponents		4	800		93-234	.397	22-71	.310	43-60	.717	39	106	145	36.3	65	2	58	67	15	30	251	62.8		

Team Statistics

	UNM	OPP
Scoring	280	251
Points per game	70.0	62.8
Scoring margin	+7.3	-
Field goals-att	105-246	93-234
Field goal pct	.427	.397
3 point fg-att	22-68	22-71
3-point FG pct	.324	.310
3-pt FG made per game	5.5	5.5
Free throws-att	48-61	43-60
Free throw pct	.787	.717
F-Throws made per game	12.0	10.8
Rebounds	148	145
Rebounds per game	37.0	36.3
Rebounding margin	+0.8	-
Assists	51	58
Assists per game	12.8	14.5
Turnovers	59	67
Turnovers per game	14.8	16.8
Turnover margin	+2.0	-
Assist/turnover ratio	0.9	0.9
Steals	36	30
Steals per game	9.0	7.5
Blocks	13	15
Blocks per game	3.3	3.8
Winning streak	4	-
Home win streak	2	-
Attendance	9686	2213
Home games-Avg/Game	2-4843	2-1107
Neutral site-Avg/Game	-	0-0

Team Results

Date	Opponent		Score	Att.
12/29/2024	at Air Force	W	69-63	684
01/01/2025	Nevada	W	70-62	5216
01/04/2025	at San Diego St.	W	68-59	1529
01/08/2025	Wyoming	W	73-67	4470

LAST WEEK STATS

Game Records					Score by Periods						
Record	Overall	Home	Away	Neutral	Team	1st	2nd	3rd	4th	OT	TOT
ALL GAMES	2-0	1-0	1-0	0-0	New Mexico	33	31	43	31	0	138
CONFERENCE	2-0	1-0	1-0	0-0	Opponents	24	34	35	28	0	121
NON-CONFERENCE	0-0	0-0	0-0	0-0							

Team Box Score																										
No.	Player				Total		3-Point		F-Throw		Rebounds															
		GP-GS	MIN	AVG	FG-FGA	FG%	3FG-3FGA	3FG%	FT-FTA	FT%	OFF	DEF	TOT	AVG	PF	DQ	A	TO	BLK	STL	PTS	AVG				
3	HOOKS, Destinee	2-1	58:48	29.4	14-27	.519	3-8	.375	5-5	1.000	0	6	6	3.0	3	0	4	4	1	3	36	18.0				
33	CUMBER, Vianè	2-2	68:46	34.4	8-24	.333	1-9	.111	12-12	1.000	2	11	13	6.5	4	0	1	5	0	3	29	14.5				
4	HARGROVE, Alyssa	2-2	64:58	32.5	8-17	.471	3-4	.750	2-2	1.000	0	6	6	3.0	5	0	5	9	0	6	21	10.5				
13	MAGALHÃES, Joana	2-2	61:15	30.6	4-16	.250	0-5	.000	7-11	.636	1	9	10	5.0	5	0	3	5	0	4	15	7.5				
24	MORELAND, Amhyia	2-1	27:44	13.9	6-10	.600	0-0	.000	2-2	1.000	5	3	8	4.0	5	0	1	3	2	0	14	7.0				
14	JOAQUIM, Hulda	2-1	52:16	26.1	5-14	.357	0-0	.000	2-4	.500	7	9	16	8.0	6	0	1	0	1	2	12	6.0				
10	LAURO, Paris	1-0	08:28	8.5	2-2	1.000	1-1	1.000	0-0	.000	1	0	1	1.0	0	0	0	0	0	0	5	5.0				
5	LANGERMANN, Lara	2-1	44:40	22.3	3-7	.429	0-2	.000	0-0	.000	0	4	4	2.0	2	0	3	1	0	1	6	3.0				
21	PO, Reza	1-0	03:38	3.6	0-1	.000	0-0	.000	0-0	.000	0	2	2	2.0	0	0	0	1	0	0	0	0.0				
11	PADILLA, Nayli	2-0	07:01	3.5	0-3	.000	0-2	.000	0-0	.000	0	0	0	0.0	1	0	0	0	0	0	0	0.0				
45	HAKKARAINEN, Lilli	1-0	02:25	2.4	0-1	.000	0-0	.000	0-0	.000	1	0	1	1.0	0	0	0	0	0	1	0	0.0				
Team											6	3	9				2									
Total		2	400		50-122	.410	8-31	.258	30-36	.833	23	53	76	38.0	31	0	18	30	4	20	138	69.0				
Opponents		2	400		44-117	.376	11-35	.314	22-31	.710	21	52	73	36.5	33	1	28	35	8	13	121	60.5				

Team Statistics

	UNM	OPP
Scoring	138	121
Points per game	69.0	60.5
Scoring margin	+8.5	-
Field goals-att	50-122	44-117
Field goal pct	.410	.376
3 point fg-att	8-31	11-35
3-point FG pct	.258	.314
3-pt FG made per game	4.0	5.5
Free throws-att	30-36	22-31
Free throw pct	.833	.710
F-Throws made per game	15.0	11.0
Rebounds	76	73
Rebounds per game	38.0	36.5
Rebounding margin	+1.5	-
Assists	18	28
Assists per game	9.0	14.0
Turnovers	30	35
Turnovers per game	15.0	17.5
Turnover margin	+2.5	-
Assist/turnover ratio	0.6	0.8
Steals	20	13
Steals per game	10.0	6.5
Blocks	4	8
Blocks per game	2.0	4.0
Winning streak	2	-
Home win streak	1	-
Attendance	5216	1529
Home games-Avg/Game	1-5216	1-1529
Neutral site-Avg/Game	-	0-0

Team Results

Date	Opponent		Score	Att.
01/01/2025	Nevada	W	70-62	5216
01/04/2025	at San Diego St.	W	68-59	1529

NEW MEXICO GAME-BY-GAME LEADERS

Date	Opponent		Score	Att.	High Points	High Rebounds
11/04/2024	Northern Ariz.	L	78-80	5114	(21) HOOKS, Destinee	(8) CUMBER, Vianè
11/07/2024	Morehead St.	W	66-56	4372	(23) CUMBER, Vianè	(12) CUMBER, Vianè
11/12/2024	at Texas Tech	L	68-75	3690	(28) HOOKS, Destinee	(8) MORELAND, Amhyia
11/15/2024	Western N.M.	W	85-56	4521	(15) HOOKS, Destinee	(9) JOAQUIM, Hulda
11/20/2024	South Carolina St.	W	80-38	4423	(14) JOAQUIM, Hulda	(10) JOAQUIM, Hulda
11/24/2024	Gonzaga	L	68-81	4943	(24) HOOKS, Destinee	(6) JOAQUIM, Hulda
11/27/2024	UC Irvine	W	65-62	4669	(17) HOOKS, Destinee	(10) CUMBER, Vianè (10) HOOKS, Destinee
12/01/2024	North Texas	W	75-58	4489	(19) CUMBER, Vianè (19) HOOKS, Destinee	(7) JOAQUIM, Hulda
12/06/2024	New Mexico St.	L	71-81	4880	(18) CUMBER, Vianè	(6) CUMBER, Vianè (6) JOAQUIM, Hulda
12/08/2024	at New Mexico St.	L	60-68	547	(27) HOOKS, Destinee	(14) JOAQUIM, Hulda
12/15/2024	Pepperdine	W	82-59	4575	(14) JOAQUIM, Hulda (14) HOOKS, Destinee	(9) CUMBER, Vianè
12/19/2024	Sacramento St.	W	69-57	4260	(25) CUMBER, Vianè	(8) CUMBER, Vianè
12/21/2024	Abilene Christian	L	69-77	4672	(18) CUMBER, Vianè	(10) MORELAND, Amhyia
12/29/2024	at Air Force	W	69-63	684	(20) CUMBER, Vianè	(11) JOAQUIM, Hulda
01/01/2025	Nevada	W	70-62	5216	(18) HOOKS, Destinee	(11) JOAQUIM, Hulda
01/04/2025	at San Diego St.	W	68-59	1529	(18) HOOKS, Destinee	(8) CUMBER, Vianè
01/08/2025	Wyoming	W	73-67	4470	(20) HOOKS, Destinee	(6) JOAQUIM, Hulda

NEW MEXICO GAME-BY-GAME POINTS-REBOUNDS-ASSISTS

Opponent	Date	Score	L	1	3	4	5	10	11	13	14	15	21	24
				MWAMBA,LYD	HOOKS,DEST	HARGROVE,A	LANGERMANN	LAURO,PARI	PADILLA,NA	MAGALHÃES,	JOAQUIM,HU	JORDON,DRE	PO,REZA	MORELAND,A
Northern Ariz.	11/04/2024	78-80	L	DNP	21-6-2	12-6-4	7-2-2	0-2-1	0-3-2	6-2-2	4-7-0	4-0-0	5-1-2	5-7-0
Morehead St.	11/07/2024	66-56	W	8-2-1	6-4-2	11-1-3	2-2-1	0-1-1	0-1-0	0-3-6	12-10-1	0-1-0	4-1-3	0-4-0
at Texas Tech	11/12/2024	68-75	L	DNP	28-3-0	10-3-2	7-3-2	2-1-0	DNP	0-0-0	2-5-0	0-0-0	4-4-0	5-8-0
Western N.M.	11/15/2024	85-56	W	7-2-0	15-3-2	10-0-2	0-2-1	7-4-1	4-0-0	3-2-5	12-9-0	4-3-0	5-2-5	5-4-0
South Carolina St.	11/20/2024	80-38	W	0-6-1	13-1-3	0-4-3	5-2-0	3-3-1	2-1-2	8-1-5	14-10-1	1-1-1	6-2-3	12-6-1
Gonzaga	11/24/2024	68-81	L	4-3-1	24-4-1	5-3-4	7-0-4	0-0-0	DNP	2-2-1	4-6-1	DNP	0-0-2	6-4-0
UC Irvine	11/27/2024	65-62	W	7-2-2	17-10-2	10-1-7	3-3-0	0-0-0	DNP	0-5-2	5-8-1	2-0-0	2-3-0	4-0-1
North Texas	12/01/2024	75-58	W	0-0-0	19-5-2	9-2-5	3-3-3	0-1-0	DNP	0-1-1	9-7-2	DNP	6-3-3	10-6-1
New Mexico St.	12/06/2024	71-81	L	7-0-0	15-4-3	12-0-3	3-4-1	3-0-0	DNP	4-3-3	2-6-1	DNP	3-2-1	4-2-0
at New Mexico St.	12/08/2024	60-68	L	0-2-0	27-10-1	6-4-2	0-1-0	2-2-0	DNP	2-0-0	12-14-0	DNP	0-0-0	0-0-0
Pepperdine	12/15/2024	82-59	W	3-2-0	14-7-3	8-0-7	3-2-1	2-2-0	7-1-1	4-2-3	14-3-0	0-0-0	3-1-1	12-6-0
Sacramento St.	12/19/2024	69-57	W	0-0-0	14-4-2	1-6-2	4-3-1	DNP	1-0-1	9-3-2	6-3-1	DNP	2-0-0	7-6-1
Abilene Christian	12/21/2024	69-77	L	DNP	7-2-1	14-0-2	5-0-2	0-0-0	9-5-3	3-1-3	4-4-1	DNP	DNP	9-10-2
at Air Force	12/29/2024	69-63	W	DNP	15-8-2	5-6-5	DNP	0-1-0	0-2-2	11-5-4	16-11-1	DNP	0-0-0	2-1-2
Nevada	01/01/2025	70-62	W	DNP	18-2-1	9-1-4	0-2-1	DNP	0-0-0	10-6-1	6-11-1	DNP	0-2-0	10-6-0
at San Diego St.	01/04/2025	68-59	W	DNP	18-4-3	12-5-1	6-2-2	5-1-0	0-0-0	5-4-2	6-5-0	DNP	DNP	4-2-1
Wyoming	01/08/2025	73-67	W	0-1-0	20-1-4	2-1-3	7-5-0	3-0-0	0-0-2	8-2-3	9-6-2	DNP	DNP	8-4-1

Opponent	Date	Score	L	33	45
				CUMBER,VIA	HAKKARAINÉ
Northern Ariz.	11/04/2024	78-80	L	14-8-0	DNP
Morehead St.	11/07/2024	66-56	W	23-12-3	DNP
at Texas Tech	11/12/2024	68-75	L	10-3-2	DNP
Western N.M.	11/15/2024	85-56	W	13-2-1	0-0-0
South Carolina St.	11/20/2024	80-38	W	13-3-3	3-1-0
Gonzaga	11/24/2024	68-81	L	16-2-2	DNP
UC Irvine	11/27/2024	65-62	W	15-10-3	DNP
North Texas	12/01/2024	75-58	W	19-6-1	DNP
New Mexico St.	12/06/2024	71-81	L	18-6-2	DNP
at New Mexico St.	12/08/2024	60-68	L	11-9-1	DNP
Pepperdine	12/15/2024	82-59	W	12-9-3	0-0-0
Sacramento St.	12/19/2024	69-57	W	25-8-3	DNP
Abilene Christian	12/21/2024	69-77	L	18-8-1	DNP
at Air Force	12/29/2024	69-63	W	20-8-1	DNP
Nevada	01/01/2025	70-62	W	17-5-1	0-1-0
at San Diego St.	01/04/2025	68-59	W	12-8-0	DNP
Wyoming	01/08/2025	73-67	W	16-4-1	DNP

NEW MEXICO GAME-BY-GAME

				Total		3-Pointers		Free throws		Rebounds											
Opponent	Date	Score		FG-FGA	PCT	3FG-3FGA	PCT	FT-FTA	PCT	OFF	DEF	TOT	AVG	PF	A	TO	BLK	STL	PTS	AVG	
Northern Ariz.	11/04/2024	78-80	L	29-65	.446	8-19	.421	12-16	.750	12	36	48	48.0	20	15	18	5	8	78	78.0	
Morehead St.	11/07/2024	66-56	W	23-65	.354	11-30	.367	9-10	.900	14	34	48	48.0	13	21	24	10	8	66	72.0	
at Texas Tech	11/12/2024	68-75	L	24-51	.471	5-15	.333	15-24	.625	7	25	32	42.7	21	6	17	3	6	68	70.7	
Western N.M.	11/15/2024	85-56	W	35-72	.486	7-26	.269	8-15	.533	15	23	38	41.5	5	17	10	6	13	85	74.3	
South Carolina St.	11/20/2024	80-38	W	33-65	.508	9-26	.346	5-10	.500	16	27	43	41.8	8	24	14	7	13	80	75.4	
Gonzaga	11/24/2024	68-81	L	28-66	.424	7-23	.304	5-6	.833	8	20	28	39.5	12	16	9	3	9	68	74.2	
UC Irvine	11/27/2024	65-62	W	24-60	.400	7-26	.269	10-16	.625	14	33	47	40.6	13	18	16	4	3	65	72.9	
North Texas	12/01/2024	75-58	W	28-58	.483	8-25	.320	11-14	.786	9	27	36	40.0	17	18	20	6	15	75	73.1	
New Mexico St.	12/06/2024	71-81	L	24-57	.421	9-20	.450	14-19	.737	5	22	27	38.6	20	14	16	2	10	71	72.9	
at New Mexico St.	12/08/2024	60-68	L	23-52	.442	3-14	.214	11-14	.786	12	31	43	39.0	18	4	26	3	4	60	71.6	
Pepperdine	12/15/2024	82-59	W	31-65	.477	9-27	.333	11-19	.579	16	30	46	39.6	14	19	16	4	12	82	72.5	
Sacramento St.	12/19/2024	69-57	W	25-48	.521	7-15	.467	12-15	.800	7	28	35	39.3	22	13	22	4	9	69	72.3	
Abilene Christian	12/21/2024	69-77	L	24-57	.421	9-26	.346	12-14	.857	11	23	34	38.8	19	15	21	7	12	69	72.0	
at Air Force	12/29/2024	69-63	W	25-58	.431	7-21	.333	12-18	.667	10	33	43	39.1	15	17	22	6	11	69	71.8	
Nevada	01/01/2025	70-62	W	24-63	.381	4-16	.250	18-22	.818	14	28	42	39.3	15	9	16	4	9	70	71.7	
at San Diego St.	01/04/2025	68-59	W	26-59	.441	4-15	.267	12-14	.857	9	25	34	39.0	16	9	14	0	11	68	71.4	
Wyoming	01/08/2025	73-67	W	30-66	.455	7-16	.438	6-7	.857	8	21	29	38.4	16	16	7	3	5	73	71.5	
Total		1216		456-1027	.444	121-360	.336	183-253	.723	187	466	653	38.4	264	251	288	77	158	1216	71.5	
Opponents		1099		401-1009	.397	116-364	.319	181-254	.713	169	408	577	33.9	266	251	288	65	138	1099	64.6	

OPPONENT GAME-BY-GAME

			Total		3-Pointers		Free throws		Rebounds											
Opponent	Date	Score		FG-FGA	PCT	3FG-3FGA	PCT	FT-FTA	PCT	OFF	DEF	TOT	AVG	PF	A	TO	BLK	STL	PTS	AVG
Northern Ariz.	11/04/2024	78-80	L	29-72	.403	11-35	.314	11-18	.611	12	24	36	36.0	17	20	14	4	5	80	80.0
Morehead St.	11/07/2024	66-56	W	22-61	.361	7-22	.318	5-7	.714	6	26	32	34.0	20	12	19	5	13	56	68.0
at Texas Tech	11/12/2024	68-75	L	26-66	.394	7-25	.280	16-20	.800	16	25	41	36.3	23	15	13	6	8	75	70.3
Western N.M.	11/15/2024	85-56	W	24-53	.453	6-16	.375	2-5	.400	6	26	32	35.3	19	15	24	6	7	56	66.8
South Carolina St.	11/20/2024	80-38	W	15-51	.294	4-14	.286	4-8	.500	9	18	27	33.6	11	10	22	1	8	38	61.0
Gonzaga	11/24/2024	68-81	L	29-64	.453	10-29	.345	13-14	.929	16	30	46	35.7	8	22	15	6	3	81	64.3
UC Irvine	11/27/2024	65-62	W	22-66	.333	9-29	.310	9-9	1.000	9	24	33	35.3	16	17	8	5	6	62	64.0
North Texas	12/01/2024	75-58	W	22-54	.407	1-12	.083	13-17	.765	7	21	28	34.4	14	12	23	4	12	58	63.3
New Mexico St.	12/06/2024	71-81	L	29-52	.558	8-19	.421	15-24	.625	4	29	33	34.2	14	18	18	1	7	81	65.2
at New Mexico St.	12/08/2024	60-68	L	25-68	.368	6-20	.300	12-15	.800	13	17	30	33.8	13	13	10	1	13	68	65.5
Pepperdine	12/15/2024	82-59	W	21-56	.375	9-25	.360	8-12	.667	6	22	28	33.3	17	13	18	3	6	59	64.9
Sacramento St.	12/19/2024	69-57	W	20-54	.370	5-19	.263	12-20	.600	10	17	27	32.8	14	13	18	3	10	57	64.3
Abilene Christian	12/21/2024	69-77	L	24-58	.414	11-28	.393	18-25	.720	16	23	39	33.2	15	13	19	5	10	77	65.2
at Air Force	12/29/2024	69-63	W	24-69	.348	5-23	.217	10-14	.714	14	25	39	33.6	18	9	17	1	13	63	65.1
Nevada	01/01/2025	70-62	W	22-62	.355	4-14	.286	14-16	.875	11	27	38	33.9	17	12	17	3	10	62	64.9
at San Diego St.	01/04/2025	68-59	W	22-55	.400	7-21	.333	8-15	.533	10	25	35	34.0	16	16	18	5	3	59	64.5
Wyoming	01/08/2025	73-67	W	25-48	.521	6-13	.462	11-15	.733	4	29	33	33.9	14	21	15	6	4	67	64.6
Total		1099		401-1009	.397	116-364	.319	181-254	.713	169	408	577	33.9	266	251	288	65	138	1099	64.6
New Mexico		1216		456-1027	.444	121-360	.336	183-253	.723	187	466	653	38.4	264	251	288	77	158	1216	71.5

NEW MEXICO INDIVIDUAL GAME HIGHS

POINTS	28		Destinee Hooks at Texas Tech (11/12/2024)
	27		Destinee Hooks at New Mexico St. (12/08/2024)
	25		Vianè Cumber vs Sacramento St. (12/19/2024)
	24		Destinee Hooks vs Gonzaga (11/24/2024)
	23		Vianè Cumber vs Morehead St. (11/07/2024)
FIELD GOALS MADE	11		Destinee Hooks at Texas Tech (11/12/2024)
	10		Destinee Hooks vs Gonzaga (11/24/2024)
FIELD GOAL ATTEMPTS	22		Destinee Hooks vs Gonzaga (11/24/2024)
	18		Destinee Hooks vs New Mexico St. (12/06/2024)
	18		Destinee Hooks at Texas Tech (11/12/2024)
FIELD GOAL PERCENTAGE (min 5 made)	1.000	(6-6)	Hulda Joaquim vs Pepperdine (12/15/2024)
	.857	(6-7)	Amhyia Moreland vs South Carolina St. (11/20/2024)
	.857	(6-7)	Destinee Hooks vs South Carolina St. (11/20/2024)
	.857	(6-7)	Hulda Joaquim vs Western N.M. (11/15/2024)
3 PT FG MADE	7		Vianè Cumber vs Morehead St. (11/07/2024)
	5		Vianè Cumber vs Sacramento St. (12/19/2024)
3 PT FG ATTEMPTS	12		Vianè Cumber vs Morehead St. (11/07/2024)
	10		Vianè Cumber vs Gonzaga (11/24/2024)
3 PT FG PERCENTAGE (min 2 made)	1.000	(2-2)	Destinee Hooks at New Mexico St. (12/08/2024)
	1.000	(2-2)	Lydie Mwamba vs Morehead St. (11/07/2024)
FREE THROWS MADE	7		Destinee Hooks at New Mexico St. (12/08/2024)
	7		Vianè Cumber vs New Mexico St. (12/06/2024)
FREE THROW ATTEMPTS	10		Destinee Hooks at New Mexico St. (12/08/2024)
	8		Joana Magalhães vs Nevada (01/01/2025)
	8		Destinee Hooks at Texas Tech (11/12/2024)
FREE THROW PERCENTAGE (min 3 made)	1.000	(7-7)	Vianè Cumber vs New Mexico St. (12/06/2024)
	1.000	(6-6)	Vianè Cumber at San Diego St. (01/04/2025)
	1.000	(6-6)	Vianè Cumber vs Nevada (01/01/2025)
	1.000	(5-5)	Destinee Hooks at San Diego St. (01/04/2025)
	1.000	(4-4)	Vianè Cumber at Air Force (12/29/2024)
	1.000	(4-4)	Alyssa Hargrove vs Abilene Christian (12/21/2024)
	1.000	(4-4)	Nayli Padilla vs Pepperdine (12/15/2024)
	1.000	(4-4)	Vianè Cumber at New Mexico St. (12/08/2024)
	1.000	(4-4)	Vianè Cumber vs UC Irvine (11/27/2024)
	1.000	(4-4)	Reza Po vs Morehead St. (11/07/2024)
	1.000	(3-3)	Vianè Cumber vs Abilene Christian (12/21/2024)
	1.000	(3-3)	Destinee Hooks vs North Texas (12/01/2024)
REBOUNDS	14		Hulda Joaquim at New Mexico St. (12/08/2024)
	12		Vianè Cumber vs Morehead St. (11/07/2024)
ASSISTS	7		Alyssa Hargrove vs Pepperdine (12/15/2024)
	7		Alyssa Hargrove vs UC Irvine (11/27/2024)
STEALS	5		Alyssa Hargrove vs New Mexico St. (12/06/2024)
	5		Alyssa Hargrove vs North Texas (12/01/2024)
BLOCKED SHOTS	6		Amhyia Moreland vs South Carolina St. (11/20/2024)
	3		Amhyia Moreland vs Wyoming (01/08/2025)
	3		Alyssa Hargrove vs Abilene Christian (12/21/2024)
	3		Amhyia Moreland vs Sacramento St. (12/19/2024)
	3		Hulda Joaquim vs UC Irvine (11/27/2024)
TURNOVERS	10		Destinee Hooks at New Mexico St. (12/08/2024)
	7		Destinee Hooks vs Sacramento St. (12/19/2024)
FOULS	5		Alyssa Hargrove vs Wyoming (01/08/2025)
	5		Amhyia Moreland at Air Force (12/29/2024)
	5		Joana Magalhães vs Sacramento St. (12/19/2024)
	5		Amhyia Moreland at Texas Tech (11/12/2024)
	5		Alyssa Hargrove at Texas Tech (11/12/2024)

NEW MEXICO TEAM GAME HIGHS

POINTS	85		Western N.M. (11/15/2024)
	82		Pepperdine (12/15/2024)
	80		South Carolina St. (11/20/2024)
	78		Northern Ariz. (11/04/2024)
	75		North Texas (12/01/2024)
FIELD GOALS MADE	35		Western N.M. (11/15/2024)
	33		South Carolina St. (11/20/2024)
FIELD GOAL ATTEMPTS	72		Western N.M. (11/15/2024)
	66		Wyoming (01/08/2025)
	66		Gonzaga (11/24/2024)
FIELD GOAL PERCENTAGE	.521	(25-48)	Sacramento St. (12/19/2024)
	.508	(33-65)	South Carolina St. (11/20/2024)
3 PT FG MADE	11		Morehead St. (11/07/2024)
	9		Abilene Christian (12/21/2024)
	9		Pepperdine (12/15/2024)
	9		New Mexico St. (12/06/2024)
	9		South Carolina St. (11/20/2024)
3 PT FG ATTEMPTS	30		Morehead St. (11/07/2024)
	27		Pepperdine (12/15/2024)
3 PT FG PERCENTAGE	.467	(7-15)	Sacramento St. (12/19/2024)
	.450	(9-20)	New Mexico St. (12/06/2024)
FREE THROWS MADE	18		Nevada (01/01/2025)
	15		at Texas Tech (11/12/2024)
FREE THROW ATTEMPTS	24		at Texas Tech (11/12/2024)
	22		Nevada (01/01/2025)
FREE THROW PERCENTAGE	.900	(9-10)	Morehead St. (11/07/2024)
	.857	(12-14)	at San Diego St. (01/04/2025)
	.857	(12-14)	Abilene Christian (12/21/2024)
	.857	(6-7)	Wyoming (01/08/2025)
REBOUNDS	48		Morehead St. (11/07/2024)
	48		Northern Ariz. (11/04/2024)
ASSISTS	24		South Carolina St. (11/20/2024)
	21		Morehead St. (11/07/2024)
STEALS	15		North Texas (12/01/2024)
	13		South Carolina St. (11/20/2024)
	13		Western N.M. (11/15/2024)
BLOCKED SHOTS	10		Morehead St. (11/07/2024)
	7		Abilene Christian (12/21/2024)
	7		South Carolina St. (11/20/2024)
TURNOVERS	26		at New Mexico St. (12/08/2024)
	24		Morehead St. (11/07/2024)
FOULS	22		Sacramento St. (12/19/2024)
	21		at Texas Tech (11/12/2024)

NEW MEXICO LEADERBOARD

Points

##	Player	G	Pts	Pts/G
3	Hooks, Destinee	17	291	17.1
33	Cumber, Vianè	17	272	16.0
14	Joaquim, Hulda	17	137	8.1
4	Hargrove, Alyssa	17	136	8.0
24	Moreland, Amhyia	17	103	6.1
13	Magalhães, Joana	17	75	4.4
5	Langermann, Lara	16	62	3.9
21	Po, Reza	14	40	2.9
1	Mwamba, Lydie	11	36	3.3
10	Lauro, Paris	15	27	1.8
11	Padilla, Nayli	11	23	2.1
15	Jordon, Drew	7	11	1.6
45	Hakkarainen, Lilli	4	3	0.8

Scoring Average

##	Player	G	Pts	Pts/G
3	Hooks, Destinee	17	291	17.1
33	Cumber, Vianè	17	272	16.0
14	Joaquim, Hulda	17	137	8.1
4	Hargrove, Alyssa	17	136	8.0
24	Moreland, Amhyia	17	103	6.1
13	Magalhães, Joana	17	75	4.4
5	Langermann, Lara	16	62	3.9
1	Mwamba, Lydie	11	36	3.3
21	Po, Reza	14	40	2.9
11	Padilla, Nayli	11	23	2.1
10	Lauro, Paris	15	27	1.8
15	Jordon, Drew	7	11	1.6
45	Hakkarainen, Lilli	4	3	0.8

Field Goal Percentage

##	Player	FG	Att	Pct
15	Jordon, Drew	5	5	1.000
24	Moreland, Amhyia	44	77	.571
14	Joaquim, Hulda	58	106	.547
3	Hooks, Destinee	115	228	.504
33	Cumber, Vianè	91	208	.438
1	Mwamba, Lydie	12	29	.414
13	Magalhães, Joana	28	73	.384
4	Hargrove, Alyssa	50	133	.376
21	Po, Reza	12	34	.353
5	Langermann, Lara	24	70	.343
10	Lauro, Paris	11	36	.306
11	Padilla, Nayli	5	23	.217
45	Hakkarainen, Lilli	1	5	.200

Field Goal Attempts

##	Player	G	Att	Att/G
3	Hooks, Destinee	17	228	13.4
33	Cumber, Vianè	17	208	12.2
4	Hargrove, Alyssa	17	133	7.8
14	Joaquim, Hulda	17	106	6.2
24	Moreland, Amhyia	17	77	4.5

Field Goals Made

##	Player	G	Made	Made/G
3	Hooks, Destinee	17	115	6.8
33	Cumber, Vianè	17	91	5.4
14	Joaquim, Hulda	17	58	3.4
4	Hargrove, Alyssa	17	50	2.9
24	Moreland, Amhyia	17	44	2.6

NEW MEXICO LEADERBOARD

3-Point FG Percentage

##	Player	3FG	Att	Pct
14	Joaquim, Hulda	1	1	1.000
4	Hargrove, Alyssa	20	45	.444
1	Mwamba, Lydie	7	17	.412
33	Cumber, Vianè	42	116	.362
21	Po, Reza	5	14	.357
3	Hooks, Destinee	21	61	.344
45	Hakkarainen, Lilli	1	3	.333
13	Magalhães, Joana	7	27	.259
10	Lauro, Paris	5	21	.238
11	Padilla, Nayli	3	13	.231
5	Langermann, Lara	9	41	.220

Free Throw Percentage

##	Player	Made	Att	Pct
33	Cumber, Vianè	48	49	.980
5	Langermann, Lara	5	6	.833
1	Mwamba, Lydie	5	6	.833
4	Hargrove, Alyssa	16	20	.800
11	Padilla, Nayli	10	13	.769
21	Po, Reza	11	16	.688
3	Hooks, Destinee	40	62	.645
14	Joaquim, Hulda	20	31	.645
24	Moreland, Amhyia	15	24	.625
13	Magalhães, Joana	12	22	.545
15	Jordon, Drew	1	2	.500

Rebounds

##	Player	G	Reb	Reb/G
14	Joaquim, Hulda	17	125	7.4
33	Cumber, Vianè	17	111	6.5
3	Hooks, Destinee	17	78	4.6
24	Moreland, Amhyia	17	76	4.5
4	Hargrove, Alyssa	17	43	2.5

Rebounds Average

##	Player	G	Reb	Reb/G
14	Joaquim, Hulda	17	125	7.4
33	Cumber, Vianè	17	111	6.5
3	Hooks, Destinee	17	78	4.6
24	Moreland, Amhyia	17	76	4.5
4	Hargrove, Alyssa	17	43	2.5

3-Point FG Attempts

##	Player	G	Att	Att/G
33	Cumber, Vianè	17	116	6.8
3	Hooks, Destinee	17	61	3.6
4	Hargrove, Alyssa	17	45	2.6
5	Langermann, Lara	16	41	2.6
13	Magalhães, Joana	17	27	1.6

3-Point FG Made

##	Player	G	Made	Made/G
33	Cumber, Vianè	17	42	2.5
3	Hooks, Destinee	17	21	1.2
4	Hargrove, Alyssa	17	20	1.2
5	Langermann, Lara	16	9	0.6
13	Magalhães, Joana	17	7	0.4

Free Throw Attempts

##	Player	G	Att	Att/G
3	Hooks, Destinee	17	62	3.6
33	Cumber, Vianè	17	49	2.9
14	Joaquim, Hulda	17	31	1.8
24	Moreland, Amhyia	17	24	1.4
13	Magalhães, Joana	17	22	1.3

Free Throws Made

##	Player	G	Made	Made/G
33	Cumber, Vianè	17	48	2.8
3	Hooks, Destinee	17	40	2.4
14	Joaquim, Hulda	17	20	1.2
4	Hargrove, Alyssa	17	16	0.9
24	Moreland, Amhyia	17	15	0.9

Assists

##	Player	G	Ast	Ast/G
4	Hargrove, Alyssa	17	59	3.5
13	Magalhães, Joana	17	43	2.5
3	Hooks, Destinee	17	34	2.0
33	Cumber, Vianè	17	28	1.6
5	Langermann, Lara	16	21	1.3

Steals

##	Player	G	Stl	Stl/G
4	Hargrove, Alyssa	17	39	2.3
13	Magalhães, Joana	17	21	1.2
33	Cumber, Vianè	17	19	1.1
3	Hooks, Destinee	17	18	1.1
14	Joaquim, Hulda	17	17	1.0

NEW MEXICO LEADERBOARD

Offensive Rebounds

##	Player	G	OReb	OReb/G
14	Joaquim, Hulda	17	55	3.2
24	Moreland, Amhyia	17	38	2.2
3	Hooks, Destinee	17	17	1.0
33	Cumber, Vianè	17	13	0.8
1	Mwamba, Lydie	11	7	0.6

Defensive Rebounds

##	Player	G	DReb	DReb/G
33	Cumber, Vianè	17	98	5.8
14	Joaquim, Hulda	17	70	4.1
3	Hooks, Destinee	17	61	3.6
13	Magalhães, Joana	17	40	2.4
4	Hargrove, Alyssa	17	39	2.3

Fouls

##	Player	G	PF	PF/G
24	Moreland, Amhyia	17	47	2.8
4	Hargrove, Alyssa	17	46	2.7
33	Cumber, Vianè	17	34	2.0
13	Magalhães, Joana	17	34	2.0
3	Hooks, Destinee	17	31	1.8

Foul Outs

##	Player	G	FO
4	Hargrove, Alyssa	17	2
24	Moreland, Amhyia	17	2
13	Magalhães, Joana	17	1

Blocked Shots

##	Player	G	Blk	Blk/G
24	Moreland, Amhyia	17	26	1.5
4	Hargrove, Alyssa	17	15	0.9
14	Joaquim, Hulda	17	14	0.8
3	Hooks, Destinee	17	7	0.4
1	Mwamba, Lydie	11	3	0.3

Minutes

##	Player	G	Min	Min/G
33	Cumber, Vianè	17	563	33:08
3	Hooks, Destinee	17	487	28:40
4	Hargrove, Alyssa	17	483	28:26
14	Joaquim, Hulda	17	415	24:24
5	Langermann, Lara	16	373	23:17

Turnovers

##	Player	G	TO	TO/G
3	Hooks, Destinee	17	60	3.5
4	Hargrove, Alyssa	17	52	3.1
13	Magalhães, Joana	17	39	2.3
33	Cumber, Vianè	17	34	2.0
5	Langermann, Lara	16	23	1.4