



NEW MEXICO LOBOS

2024-25 MEN'S BASKETBALL

X @ UNMLoboMBB | #GoLobos | GoLobos.com

SCHEDULE/RESULTS

OCTOBER

28 UTEP (ex) W, 74-70

NOVEMBER

4 NICHOLLS W, 91-84

8 vs. #22 UCLA ^ W, 72-64

12 A&M-CORPUS CHRISTI W, 100-81

17 at #22 St. John's # L, 71-85

21 GRAMBLING STATE W, 80-58

24 TEXAS SOUTHERN W, 99-68

28 vs. Arizona State @ L, 82-85

29 vs. USC @ W, 83-73

DECEMBER

4 SAN JOSE STATE * W, 83-77

7 NEW MEXICO STATE L, 83-89 (ot)

14 WESTERN NEW MEXICO W, 122-70

18 VCU W, 78-71

28 at Colorado State * W, 76-68

31 at Fresno State * W, 103-89

JANUARY

3 NEVADA * W, 82-81 (ot)

7 at Wyoming * W, 61-53

11 SAN DIEGO STATE * W, 62-48

14 at San Jose State * L, 70-71

17 BOISE STATE * W, 84-65

20 FRESNO STATE * W, 95-67

25 at UNLV * W, 75-73

FEBRUARY

1 at Utah State * W, 82-63

5 COLORADO STATE * W, 87-65

8 at Air Force * W, 88-53

12 WYOMING * W, 71-67

16 UTAH STATE * W, 82-79

19 at Boise State * L, 78-86

25 at San Diego State * L, 65-73

MARCH

1 AIR FORCE * MWN 12:00

4 at Nevada * CBSSN 7:00

7 UNLV * CBSSN 8:00

13 Mountain West Quarterfinals

14 Mountain West Semifinals

15 Mountain West Final

All Times MT and subject to change | * Mountain West Game
^ Las Vegas Hoopfest (Henderson, Nev.)

Madison Square Garden

@ Acrisure Classic (Palm Desert, Calif.)

% Mountain West Tournament (Las Vegas, Nev.)

COMMUNICATIONS

Steve Kirkland - Men's Basketball Contact

(434) 825-5241 cell
kirkland@unm.edu email

X @skirkland14

GAME #29 | MAR. 1 | THE PIT | ALBUQUERQUE, NM

NEW MEXICO LOBOS
22-6 (14-3 MW)

AIR FORCE FALCONS
4-24 (1-16 MW)

Head Coach: Richard Pitino (Providence '05)

Overall Record: 242-184 (13th)

UNM Record: 83-47 (4th)

vs. AF: 6-2 (6-2 UNM)



Head Coach: Joe Scott (Princeton '87)

Overall Record: 278-342 (21st)

AF Record: 94-165 (9th)

vs. UNM: 8-10 (8-10 AF)

NET: 44 KenPom: 40

NET: 314 KenPom: 309



PBP: Robert Portnoy
Analyst: Hunter Greene

THE OPENING TIP

- ▶ Mountain West leading Lobos host Air Force looking to snap their first two-game losing streak of the season
- ▶ With a win, the Lobos would tie the school record for conference wins in a season (the 2013-14 Lobos went 15-3 in the Mountain West)
- ▶ UNM has 14 runs of 10-0 or better in conference play this season
- ▶ New Mexico is third nationally in fast break points at 16.7 per game
- ▶ Donovan Dent is the only Mountain West player on the Oscar Robertson Trophy Midseason Watch List and the Naismith Trophy Midseason Team
- ▶ Nelly Junior Joseph is one of 11 players nationally averaging a double-double

SERIES HISTORY

Overall: 68-27
Home: 38-5 (38-3 Pit)
Streak: W2

LAST 5 SERIES GAMES

| | | |
|---------|-----------------|----------|
| 2/8/25 | A | W, 88-53 |
| 3/13/24 | N ^{MW} | W, 82-56 |
| 2/24/24 | H | L, 77-78 |
| 1/20/24 | A | W, 85-66 |
| 2/10/23 | A | L, 77-89 |

POSSIBLE STARTERS



2 DONOVAN DENT
G | 6-2 / 185 | Jr. | Riverside, Calif.

19.9 ppg | 2.5 rpg | 6.5 apg | 34.6 mpg | 1.5 spg

- ▶ Three-time MW Player of the Week
- ▶ Career-high 40 points vs. VCU
- ▶ Only player nationally averaging 19.0 points and 6.0 assists



3 TRU WASHINGTON
G | 6-2 / 205 | So. | Phoenix, Ariz.

11.2 ppg | 3.9 rpg | 27.3 mpg | 2.1 spg | 1.9 apg

- ▶ MW Player of the Week (Feb. 17)
- ▶ Scored a career-high 25 points in the win over Utah State (2/16)
- ▶ 16-0 this season when he scores 10+



8 FILIP BOROVICANIN
G | 6-9 / 220 | Jr. | Belgrade, Serbia

6.3 ppg | 4.7 rpg | 1.2 apg | 22.0 mpg

- ▶ 16 pts and career-high 11 rebs at Wyoming for 1st career double-double
- ▶ Scored career-high 18 pts at Boise St
- ▶ Five double-figure games in MW play



22 MUSTAPHA AMZIL
F | 6-9 / 215 | Sr. | Helsinki, Finland

11.7 ppg | 5.4 rpg | 28.3 mpg | 1.3 apg

- ▶ Career-high 28 points vs. Arizona State
- ▶ Career-high 13 rebs vs. Nicholls
- ▶ Two double-doubles this season (vs. Nicholls, vs. San Diego State)



23 NELLY JUNIOR JOSEPH
C | 6-10 / 240 | Sr. | Benin City, Nigeria

13.5 ppg | 10.8 rpg | 1.5 bpg | 30.3 mpg | 55% FG

- ▶ Four-time MW Player of the Week
- ▶ Buzzer-beater to win vs. Nevada
- ▶ 56 career doubles (4th most among active Division I players)

KEY RESERVES

| No. | Pos. | Name | Yr. | Ht. / Wt. | PPG | RPG | Of Note |
|-----|------|------------------|-------|------------|-----|-----|--|
| 0 | G | CJ Noland | Sr. | 6-4 / 210 | 8.3 | 2.8 | 19 points on 7-7 FG vs. Colorado State |
| 24 | F | Jovan Milicevic | Fr. | 6-10 / 240 | 4.4 | 2.1 | 16 pts (4-6 3FG) at San Diego State |
| 1 | G | Braden Appelkans | R-So. | 6-7 / 195 | 3.7 | 0.8 | MW high six points vs. Fresno State |
| 4 | G | Kayde Dotson | Fr. | 6-2 / 190 | 2.8 | 0.4 | 18 pts (6-7 FG) vs. TAMU-CC |
| 6 | F | Atiki Ally Atiki | Sr. | 6-10 / 225 | 2.1 | 2.6 | Career-high 5 blocks vs. TAMU-CC |
| 7 | F | Ibrahima Sacko | So. | 6-6 / 230 | 1.4 | 1.3 | Three starts in 23-24 at Georgia Tech |
| 11 | G | Quinton Webb | R-So. | 6-6 / 205 | 0.6 | 0.6 | 50 FG% in 2023-24 as redshirt freshman |

RICHARD PITINO



4th Season at New Mexico

COACHING RECORD

| Year | School | Overall | Conf. |
|---------------|------------|----------------|----------------|
| 2013 | FIU | 18-14 | 11-9 |
| 2014 | Minnesota | 25-13 | 8-10 |
| 2015 | Minnesota | 18-15 | 6-12 |
| 2016 | Minnesota | 8-23 | 2-16 |
| 2017 | Minnesota | 24-10 | 11-7 |
| 2018 | Minnesota | 15-17 | 4-14 |
| 2019 | Minnesota | 22-14 | 9-11 |
| 2020 | Minnesota | 15-16 | 8-12 |
| 2021 | Minnesota | 14-15 | 6-14 |
| 2022 | New Mexico | 13-19 | 5-12 |
| 2023 | New Mexico | 22-12 | 8-10 |
| 2024 | New Mexico | 26-10 | 10-8 |
| 2025 | New Mexico | 22-6 | 14-3 |
| TOTALS | | 242-184 | 102-138 |

NOTABLE

- 2024 & 2025 Naismith Coach of the Year Watch List
- Led the Lobos to the 2024 Mountain West Championship and their 1st NCAA appearance in a decade
- Took UNM to the NIT in his second season, the Lobos' first postseason appearance in nine years
- Led Minnesota to the 2014 NIT Championship and two NCAA Tournament appearances
- 2017 Big Ten Coach of the Year
- 2017 NABC District 7 Coach of the Year
- 18 wins over ranked teams in eight seasons at Minnesota
- Led FIU to 10-win improvement and first winning seasons in 12 years in 2012-13 in first season as a head coach
- Five NCAA appearances in seven years as an assistant coach
- While on his father's staff at Louisville, the Cardinals reached the 2012 Final Four, the Elite Eight in 2008 and 2009 and won two Big East Championships
- While on Billy Donovan's staff at Florida, the Gators reached the Elite Eight in 2011 and won one SEC Regular Season Title

PITINO vs. 2024-25 OPPONENTS

| | |
|--------------------|-----------------------------|
| Air Force | 6-2 (6-2 UNM) |
| Arizona State | 0-1 (0-1 UNM) |
| Boise State | 3-5 (3-5 UNM) |
| Colorado St | 5-4 (5-4 UNM) |
| Fresno St | 4-3 (4-3 UNM) |
| Grambling State | 2-0 (2-0 UNM) |
| Nevada | 3-4 (3-4 UNM) |
| New Mexico State | 3-2 (3-2 UNM) |
| Nicholls | 1-0 (1-0 UNM) |
| St. John's | 1-2 (1-1 Minnesota/0-1 UNM) |
| San Diego St | 4-4 (4-4 UNM) |
| San Jose St | 5-2 (5-2 UNM) |
| A&M-Corpus Christi | 2-0 (1-0 Minnesota/1-0 UNM) |
| Texas Southern | 3-0 (1-0 FIU/2-0 UNM) |
| UCLA | 1-0 (1-0 UNM) |
| UNLV | 2-4 (2-4 UNM) |
| USC | 1-0 (1-0 UNM) |
| Utah State | 3-5 (3-5 UNM) |
| VCU | 1-0 (1-0 UNM) |
| Western NM | 3-0 (3-0 UNM) |
| Wyoming | 7-2 (7-2 UNM) |

ON TOP OF THE MOUNTAIN

- New Mexico leads the Mountain West with a 14-3 record
- UNM's 14 wins are their second-most ever in Mountain West play
- If the Lobos win today, they would tie the school record for conference wins in a season (tying the 2013-14 Lobos who went 15-3 in the MW)

I WANNA GO FAST!

- UNM currently ranks No. 4 nationally in KenPom Tempo with an adjusted average of 73.0 possessions/game
- The Lobos' game at Fresno State on New Year's Eve featured 87 possessions, the most in a regulation game of the Richard Pitino era and the most in any Mountain West game since 2018
- UNM has ranked in the top 25 nationally in KenPom tempo in all four seasons under Richard Pitino, finishing ninth in tempo last season

GETTING DEFENSIVE

- In the adjusted defensive efficiency rankings on BartTorvik.com, the Lobos rank 23rd nationally defensively allowing an average of 96.0 points per 100 possessions
- It is the Lobos' best defensive efficiency since 2012-13 when they finished the season with a rating of 92.6
- Since the turn of the calendar, New Mexico ranks 10th nationally in defensive efficiency at 92.6
- UNM ranks 13th nationally in blocks at 5.4 per game and 25th nationally in steals at 9.0 per game, and are one of four schools to rank in the top 25 in both categories (St. John's, Grand Canyon, Little Rock)

GOING ON A RUN!

- New Mexico has gone on 14 runs of 10-0 or better in Mountain West play, more than any other team this season
- The Lobos have had a 10-0 run in 11 of 17 conference games this season
- Last season, UNM had a total of nine 10-0 runs over the 18 league games
- Including the non-conference, the Lobos have a total of 23 10-0 runs this season (nine in non-conference)
- The win at Air Force on Feb. 8 featured three 10-0 or better runs, UNM's most in a game in the past 15 years

RALLYING FOR WINS

- The Lobos have rallied from halftime deficits to win five conference games (vs. Nevada, at Wyoming, at Utah State, vs. Wyoming, vs. Utah State)
- The two wins over Wyoming marked the first time in UNM history that the Lobos swept a season series with an opponent when trailing by double digits at the half in both games
- Over the first 25 years of the Mountain West, New Mexico had never swept home/away of an opponent when trailing at the half in both games, but have done it twice this season (Wyoming, Utah State)
- The wins over Nevada and at Wyoming in January marked the first time since 2013-14 that UNM has won after trailing at the half in consecutive games, before accomplishing the feat again in February in the home wins over Wyoming and Utah State
- New Mexico did not rally from a halftime deficit last season and had gone almost 1.5 seasons (since a win over Wyoming in the 2023 MW Tournament) since rallying from a halftime deficit against Nevada on Jan. 3
- The 14-point deficit at Wyoming on Jan. 7 tied for the fourth-largest halftime deficit in a win in program history and the largest since rallying from down 14 at the half against Davidson in 2012-13

STEALS. STEALS. STEALS

- The Lobos have had double-figure steals in 11 games this season, one shy of the school record of 12 games with double-figure steals
- UNM has had 12 games with double-figure steals three times before, most recently last season
- The Lobos had a season-high 17 steals vs. Western New Mexico (Dec. 14)

| UNM's MOST MW WINS | |
|--------------------|---------|
| 15 | 2013-14 |
| 14 | 2024-25 |
| 14 | 2009-10 |
| 13 | 2012-13 |
| 12 | 2017-18 |
| 12 | 2008-09 |

| MOST 10-0 RUNS (or better) in MW GAMES THIS YEAR | |
|--|------------------------|
| 14 | New Mexico |
| 11 | Nevada, San Diego St |
| 10 | Utah St |
| 8 | Boise St, San Jose St |
| 6 | Wyoming |
| 5 | Colorado St, Fresno St |
| 2 | Air Force, UNLV |

| UNM MOST DOUBLE-DIGIT STEAL GAMES | |
|-----------------------------------|---------|
| 12 | 2023-24 |
| 12 | 2019-20 |
| 12 | 2004-05 |
| 11 | 2024-25 |
| 11 | 1977-78 |

MEDIA SCHEDULE

| MAR. 1 Saturday | MAR. 2 Sunday | MAR. 3 Monday | MAR. 4 Tuesday | MAR. 5 Wednesday | MAR. 6 Thursday | MAR. 7 Friday |
|--------------------------------------|------------------|------------------|------------------------------------|---------------------|---|--------------------------------|
| GAMEDAY vs. Air Force 12:00 pm | | | GAMEDAY at Nevada 6:00 pm PT | | INTERVIEWS TBA LOBO TALK 6:00 pm | GAMEDAY vs. UNLV 8:00 pm |



2024-25 LOBO BASKETBALL

RANKINGS

ASSOCIATED PRESS (2/24)

| | | | |
|----|-------------------|-------------|-------------|
| 1 | Auburn (60) | 25-2 | 1500 |
| 2 | Duke | 24-3 | 1406 |
| 3 | Florida | 24-3 | 1397 |
| 4 | Houston | 23-4 | 1327 |
| 5 | Tennessee | 22-5 | 1236 |
| 6 | Alabama | 22-5 | 1198 |
| 7 | St. John's | 24-4 | 1132 |
| 8 | Michigan State | 22-5 | 1055 |
| 9 | Iowa State | 21-6 | 1004 |
| 10 | Texas Tech | 21-6 | 915 |
| 11 | Wisconsin | 21-6 | 800 |
| 12 | Texas A&M | 20-7 | 797 |
| 13 | Clemson | 22-5 | 712 |
| 14 | Missouri | 20-7 | 683 |
| 15 | Michigan | 20-6 | 657 |
| 16 | Maryland | 21-6 | 630 |
| 17 | Kentucky | 18-9 | 461 |
| 18 | Memphis | 22-5 | 393 |
| 19 | Louisville | 21-6 | 372 |
| 20 | Purdue | 19-9 | 328 |
| 21 | Marquette | 20-7 | 309 |
| 22 | Arizona | 18-9 | 289 |
| 23 | Saint Mary's | 25-4 | 284 |
| 24 | Mississippi State | 19-8 | 264 |
| 25 | BYU | 19-8 | 135 |

Others receiving votes: Creighton 53, Ole Miss 28, Kansas 25, **NEW MEXICO 23**, VCU 20, Oregon 20, **UCLA 14**, Drake 12, UC San Diego 8, High Point 3, Gonzaga 3, Illinois 3, Vanderbilt 2, **Utah State 1**, Yale 1

COACHES (2/24)

| | | | |
|----|-------------------|-------------|------------|
| 1 | Auburn (28) | 25-2 | 748 |
| 2 | Duke (2) | 24-3 | 708 |
| 3 | Florida | 24-3 | 693 |
| 4 | Houston | 23-4 | 660 |
| 5 | Tennessee | 22-5 | 610 |
| 6 | Alabama | 22-5 | 607 |
| 7 | St. John's | 24-4 | 571 |
| 8 | Michigan State | 22-5 | 512 |
| 9 | Iowa State | 21-6 | 492 |
| 10 | Texas Tech | 21-6 | 467 |
| 11 | Texas A&M | 20-7 | 438 |
| 12 | Wisconsin | 21-6 | 384 |
| 13 | Michigan | 20-6 | 377 |
| 14 | Clemson | 22-5 | 352 |
| 15 | Maryland | 21-6 | 326 |
| 16 | Missouri | 20-7 | 263 |
| 17 | Louisville | 21-6 | 241 |
| 18 | Memphis | 22-5 | 205 |
| 19 | Purdue | 19-9 | 175 |
| 20 | Saint Mary's | 25-4 | 173 |
| 21 | Arizona | 18-9 | 159 |
| 22 | Marquette | 20-7 | 150 |
| 23 | Kentucky | 18-9 | 137 |
| 24 | Mississippi State | 19-8 | 89 |
| 25 | Creighton | 19-8 | 43 |

Others receiving votes: BYU 39, **NEW MEXICO 29**, VCU 22, Ole Miss 15, UC San Diego 14, **UCLA 13**, **Utah State 11**, Kansas 11, Gonzaga 7, UConn 5, Drake 2, UC Davis 1, Oregon 1.

2024-25 Opponents in Bold

DENT IN RARE COMPANY

- Donovan Dent leads the Mountain West in scoring (19.9 ppg) and is second in assists (6.5 apg), and is the only player in the nation averaging over 19.0 points and 6.0 assists per game this season
- He is the only Mountain West player named to the Oscar Robertson Trophy Midseason Watch List and the Naismith Trophy Midseason Team
- Dent is on pace to have a 600 point/200 assist season, a feat only one Lobo has ever done (Kelvin Scarborough in 1986-87) and one that has only been done once before in the Mountain West (Wyoming's Hunter Maldonado in 2021-22)
- Dent has three games this season with at least 30 points and three games with at least 10 assists making him...
 - only player in nation this season with three games of each milestone
 - only player in Mountain West history to have three games of each in a season
 - 14th player in the past 20 years nationally to have at least three games of each by the end of January

DENT DISHING IT OUT

- Donovan Dent has eight games with at least eight assists this season, setting the record for the most eight-assist games by a Lobo in the Mountain West era
- Dent has three games this season with at least 20 points and seven assists with no turnovers (only other players with more than one this season are Mark Sears of Alabama, Braden Smith of Purdue and Bennett Stirtz of Drake, each with two)
- Against Fresno State, Dent recorded his 400th career assist and enters today's game with 452 career assists (8th in UNM history)

MAKING A DENT IN THE RECORD BOOK

- Donovan Dent made history on Nov. 12 in the win over Texas A&M-Corpus Christi, becoming the first Lobo to ever have a 25 point/10 assist game with no turnovers (fifth overall 25p/10a game in program history)
- It is one of just 18 games of 25 points/10 assists/no turnovers against D-I opposition in the past 20 years
- Dent has a school-record three career games with 10 assists/no turnovers
- Dent's three 10 assist/0 turnover games over the past two seasons are tied for most in the nation with Gonzaga's Ryan Nembhard

DENT PUTTING UP 40

- Donovan Dent scored a career-high 40 points on Dec. 18 in the 78-71 win over VCU
- It was the first 40-point game by a Lobo since Jaalen House scored 42 at Air Force in 2021-22
- Dent became the first Lobo to have a 40-point game against a top-50 KenPom opponent since Kendall Williams scored 46 at Colorado State in 2013
- It was the first 40-point game allowed by VCU in over 15 seasons
- Dent became the first Lobo to score at least half the team's points in a game since Elijah Brown scored 41 of UNM's 82 points vs. Fresno State in 2016

DENT'S THANKSGIVING BUCKETS AND DISHES

- In the Acrisure Classic semifinal vs. Arizona State on Thanksgiving, Donovan Dent had 30 points, seven assists and no turnovers
- It is one of only two 30pt/7asst/0to game in Division I this season (Arizona's Caleb Love vs. TCU), and just one of six nationally over the past three years (since 2022-23)
- Ironically, two of the other five have UNM ties (former Lobo Taryn Todd for Arkansas State at Bowling Green last season; Fresno State's Jemarl Baker, Jr. two years ago vs. Chicago State, before he transferred to UNM for his final season)

3 30-POINT GAMES/3 10-ASSIST GAMES BY FEB. 1 (last 20 yrs)

| |
|--|
| Donovan Dent (New Mexico - 2024-25) |
| Tavian Dunn-Martin (FGCU - 2021-22) |
| Ja Morant (Murray State - 2018-19) |
| Trae Young (Oklahoma - 2017-18) |
| Jon Elmore (Marshall 2017-18) |
| Dennis Smith, Jr. (NC State - 2016-17) |
| Markelle Fultz (Washington 2016-17) |
| Kay Felder (Oakland 2015-16) |
| Elfrid Payton (Louisiana 2013-14) |
| Matthew Dellavedova (Saint Mary's - 2012-13) |
| Stephen Curry (Davidson 2008-09) |
| Ben Woodside (North Dakota State - 2008-09) |
| David Holston (Chicago State - 2008-09) |
| Jared Jordan (Marist - 2006-07) |

UNM MOST 8-ASSIST GAMES IN MW ERA (since 99-00)

| | |
|---|-------------------------------|
| 8 | Donovan Dent (2024-25) |
| 7 | Kendall Williams (2013-14) |
| 7 | Dairese Gary (2010-11) |
| 6 | Donovan Dent (2023-24) |
| 6 | Antino Jackson (2017-18) |

UNM CAREER GAMES WITH 10 ASSISTS/0 TURNOVERS

| | |
|---|----------------------------------|
| 3 | Donovan Dent (2023-pres.) |
| 2 | Marlon Parmer (2000-02) |
| 2 | Darrell McGee (1987-90) |
| 1 | Six tied |

UNM CAREER 10-ASSIST GAMES

| | |
|----|----------------------------------|
| 16 | Phil Smith (1981-84) |
| 13 | Darrell McGee (1987-90) |
| 9 | Kelvin Scarborough (1984-87) |
| 7 | Donovan Dent (2023-pres.) |

QUICK FACTS

THE UNIVERSITY OF NEW MEXICO

| | |
|------------|-------------------------------------|
| Location | Albuquerque, N.M. |
| Founded | 1889 by Territorial Legislature |
| Enrollment | 22,852 |
| Nickname | Lobos |
| Colors | Cherry (PMS 200) & Silver (PMS 428) |
| Conference | Mountain West |

| | |
|-----------------------|--------------------------------------|
| National Affiliation | NCAA Division I |
| President | Dr. Garnett S. Stokes |
| Director of Athletics | Fernando Lovo |
| Facility | The Pit |
| Capacity | 15,411 |
| Age | Built in 1966 (Renovated in 2009-10) |



2024-25 LOBO BASKETBALL

DOUBLE TIME

DOUBLE-DOUBLES

| | 2024-25 | CAREER | STREAK |
|---------------------|---------|--------|--------|
| Nelly Junior Joseph | 13 | 56% | - |
| Donovan Dent | 4 | 7 | - |
| Mustapha Amzil | 2 | 4% | - |
| Tru Washington | 1 | 2 | - |
| Filip Borovicarin | 1 | 1 | - |

DOUBLE FIGURE POINTS

| | 2024-25 | CAREER | STREAK |
|---------------------|---------|--------|--------|
| Donovan Dent | 28 | 60 | 28 |
| Nelly Junior Joseph | 21 | 106% | - |
| Mustapha Amzil | 17 | 67% | - |
| Tru Washington | 16 | 25 | - |
| CJ Noland | 10 | 33% | - |
| Filip Borovicarin | 7 | 8% | - |
| Jovan Milicevic | 4 | 4 | 1 |
| Braden Appelhans | 2 | 4 | - |
| Kayde Dotson | 2 | 2 | - |
| Atiki Ally Atiki | - | 7% | - |
| Ibrahima Sacko | - | 1% | - |

DOUBLE FIGURE REBOUNDS

| | 2024-25 | CAREER | STREAK |
|---------------------|---------|--------|--------|
| Nelly Junior Joseph | 16 | 66% | 1 |
| Mustapha Amzil | 2 | 5% | - |
| Filip Borovicarin | 2 | 2 | - |
| Atiki Ally Atiki | 1 | 3% | - |
| Tru Washington | 1 | 2 | - |

BIG TIME GAMES

20-POINT GAMES

| | 2024-25 | CAREER | STREAK |
|---------------------|---------|--------|--------|
| Donovan Dent | 13 | 21 | 1 |
| Nelly Junior Joseph | 3 | 12% | - |
| Mustapha Amzil | 2 | 4% | - |
| Tru Washington | 2 | 3 | - |
| CJ Noland | 1 | 3% | - |
| Jovan Milicevic | 1 | 1 | - |

30-POINT GAMES (40 pt)

| | 2024-25 | CAREER | STREAK |
|--------------|---------|--------|--------|
| Donovan Dent | 3 (1) | 4 (1) | - |

10-ASSIST GAMES

| | 2024-25 | CAREER | STREAK |
|--------------|---------|--------|--------|
| Donovan Dent | 4 | 7 | - |

% Career totals include games at previous schools (NCAA Division I)

COUNT IT, AND ONE!

AND ONES...

| | 2024-25 | CAREER ^A |
|---------------------|---------|---------------------|
| Donovan Dent | 14 | 26 |
| Nelly Junior Joseph | 9 | 12 |
| Jovan Milicevic | 3 | 3 |
| Tru Washington | 2 | 9 |
| Filip Borovicarin | 2 | 2 |
| Braden Appelhans | 1 | 1 |
| Atiki Ally Atiki | 1 | 1 |
| CJ Noland | 1 | 1 |
| Mustapha Amzil | - | 1 |

^{*} made FG while fouled, followed by a made FT | ^A UNM career only | (#) - 4pt plays

OH NELLY

- Nelly Junior Joseph is one of 11 players nationally averaging a double-double this season
- His 13 double-doubles this season leads the conference, as does his nine double-doubles in Mountain West play
- His 22 point/18 rebound performance at UNLV on Jan. 25 was the first 20/18 game in the Mountain West in three seasons (Graham Ike of Wyoming at San Jose State in 2022)
- He had a streak of five consecutive double-doubles (Jan. 20 to Feb. 8), the first Lobo to accomplish that feat since 2013-14 when Alex Kirk had a six-game streak
- Joseph has 56 career double-doubles, the fourth most among active Division I players

NELLY CLEANS THE GLASS

- Nelly Junior Joseph has dominated the glass this season, averaging a Mountain West-leading 10.8 rebounds per game (11.4 rpg in MW play)
- Joseph is on pace to become the first Mountain West player to average over 11.0 rebounds per game in conference play in six years (Colorado State's Nico Carvacho averaged 13.8 rpg in 2018-19 MW play)
- Nelly has six games with at least 15 rebounds, the third-most by a Lobo in the past 50 seasons (since 1974-75)
- In the Feb. 8 victory at Air Force, Joseph grabbed a career-high 21 rebounds, the most by a Lobo since 2011 (Drew Gordon - 23 vs. Utah) and the most by anyone in a Mountain West game since 2016 (Nevada's Cameron Oliver - 24 vs. Fresno State)

LUCKY SEVENS

- In consecutive games, Nelly Junior Joseph (at Utah State) and CJ Noland (vs. Colorado State) each went a perfect 7-of-7 from the floor, T-6th best perfect game in UNM history
- It is the second time in program history that there have been two 7-of-7 or better shooting games by the Lobos in the same season (Luc Longley twice in 1989-90), but first time in consecutive games and the first time by two different players
- Noland's 7-of-7 performance included 3-3 from deep, the most triples by a Lobo in a game of 7-of-7 or better from the floor

ITS TRU! WASHINGTON IS A THIEF

- Tru Washington leads the Lobos with 58 steals
- At San Jose State on Jan. 14, he had his fifth career five-steal game, the second-most by a Lobo in the Mountain West era
- Washington tied UNM's freshman steals record last season with 49
- He enters the game with 107 career steals, breaking the UNM record for most steals through their freshman and sophomore seasons (Kendall Williams, 95 in 2010-11 and 2011-12)

TRU DOUBLE FIGURES LEADS TO WINS

- Tru Washington has 16 double figure scoring games this season and the Lobos are 16-0 in those games (5-6 when Washington scores in single digits/1-0 when Washington did not play due to injury)
- Last season, UNM was 8-1 when Washington scored in double figures (only loss at Boise State), making the Lobos 24-1 over the past two seasons when he scores at least 10 points

FINNISH STRONG THIS SEASON

- Mustapha Amzil is having a strong 2024-25 season after a 2023-24 season in which was named Mountain West 6th Man of the Year
- Amzil has increased his scoring average and rebounding average from last year, while already eclipsing his totals of 3-pointers and double figure games
- He set a career high with 28 points vs. Arizona State in the Acrisure Classic
- Amzil recorded his 1,000th career point in the Nov. 24 win over Texas Southern

BOROVICANIN CLIMBING THE MOUNTAIN

- Filip Borovicarin has grown into his role since Mountain West play began
- Borovicarin has increased his scoring and rebounding average and has already eclipsed his total of double-figure games since MW play began
- He had 16 points and a career-high 11 rebounds at Wyoming on Jan. 3 for his first career double-double
- Borovicarin scored a career-high 18 points at Boise State

NCAA DIVISION I ACTIVE DOUBLE-DOUBLE LEADERS

| | | |
|----|---------------------|--------------|
| 84 | Norchad Omier | (Baylor) |
| 77 | Johni Broome | (Auburn) |
| 60 | Hunter Dickinson | (Kansas) |
| 56 | Nelly Junior Joseph | (New Mexico) |

UNM MOST 15-REBOUND GAMES IN A SEASON (last 50 yrs)

| | | |
|---|---------------------|-----------|
| 8 | Bill Hagins | (1974-75) |
| 7 | Lewis LaMar | (1993-94) |
| 6 | Nelly Junior Joseph | (2024-25) |
| 5 | Drew Gordon | (2010-11) |
| 5 | Larry Gray | (1975-76) |

UNM MOST 5-STEAL GAMES (MW ERA - since 1999-00)

| | | |
|----|------------------|--------------|
| 10 | Jaelen House | (2022-24) |
| 5 | Tru Washington | (2024-pres.) |
| 4 | Danny Granger | (2004-05) |
| 2 | Donovan Dent | (2023-pres.) |
| 2 | Darington Hobson | (2010) |
| 2 | Dairese Gary | (2008-11) |
| 2 | Roman Martinez | (2007-10) |

AMZIL BREAKDOWN

| | 2024-25 | 2023-24 |
|-------------|---------|---------|
| Points/G | 11.7 | 6.7 |
| Reb/G | 5.4 | 3.5 |
| 3FG | 34 | 28 |
| Blocks | 20 | 9 |
| Dbl Fig Gms | 17 | 14 |

BOROVICANIN BREAKDOWN

| | MW play | non-conf |
|-------------|---------|----------|
| Points/G | 7.7 | 4.1 |
| Reb/G | 5.9 | 2.7 |
| 3FG% | .349 | .294 |
| FG% | .484 | .422 |
| Dbl Fig Gms | 5 | 2 |



2024-25 LOBO BASKETBALL

MW & NCAA LEADERS

TEAM - MOUNTAIN WEST LEADERS

| | Value | NCAA Rank | MW Rank |
|---------------------|-------|-----------|---------|
| Fast Break Pts/Game | 16.7 | 3rd | 1st |
| FT Attempts/Game | 23.7 | 18th | 1st |
| Off. Rebs/Game | 12.4 | 55th | 1st |
| Def. Rebs/Game | 27.6 | 24th | 1st |
| Rebounds/Game | 40.0 | 17th | 1st |
| Scoring Offense | 82.3 | 21st | 1st |
| Steals/Game | 9.0 | 25th | 1st |
| Turnover Margin | +3.5 | 22nd | 1st |
| TOs Forced/Game | 15.3 | 17th | 1st |

TEAM - OTHER TOP 50 NCAA

| | Value | NCAA Rank | MW Rank |
|----------------|-------|-----------|---------|
| Blocks/Game | 5.3 | 13th | 2nd |
| FTs/Game | 16.4 | 37th | 2nd |
| Scoring Margin | +10.7 | 28th | 2nd |

INDIVIDUAL - MOUNTAIN WEST LEADERS

| | Value | NCAA Rank | MW Rank |
|---------------------|-------|-----------|---------|
| Donovan Dent | 198 | 24th | 1st |
| FGs | 406 | 43rd | 1st |
| FG Attempts | 556 | 24th | 1st |
| Points | 19.9 | 20th | 1st |
| Points/Game | 13 | 9th | 1st |
| Nelly Junior Joseph | 54.7 | 53rd | 1st |
| Double-Doubles | 301 | 8th | 1st |
| FG% | 10.8 | 9th | 1st |
| Rebounds | 3.3 | 21st | 1st |
| Rebounds/Game | | | |
| Off. Rebs/Game | | | |

INDIVIDUAL - OTHER TOP 50 NCAA

| | Value | NCAA Rank | MW Rank |
|---------------------|-------|-----------|---------|
| Nelly Junior Joseph | 7.4 | 8th | 2nd |
| Def. Rebs/Game | 183 | 10th | 2nd |
| Donovan Dent | 6.5 | 9th | 2nd |
| Assists | 140 | 29th | 2nd |
| Assists/Game | 178 | 38th | 2nd |
| FTs | 58 | 32nd | 2nd |
| FT Attempts | 2.2 | 25th | 2nd |
| Tru Washington | | | |
| Steals | | | |
| Steals/Game | | | |

BEST IN THE (MOUNTAIN) WEST

- Nelly Junior Joseph (four), Donovan Dent (three), and Tru Washington (one) have combined for eight Mountain West Player of the Week awards this year
- The eight awards are the most in a season in program history and one off the Mountain West record of nine awards in a year by BYU in 2010-11
- UNM has won the award in each of the last four weeks (Dent, Joseph, Joseph, Washington), the second school to win it four straight weeks (BYU in 2010-11 as Jimmer Fredette won it four straight weeks)
- Joseph's four awards in a season are tied for sixth most in MW history
- Joseph & Dent are the sixth and seventh Lobos to win the award at least three times in a year (J.R. Giddens [5 in 2007-08], Drew Gordon [4 in 2011-12], Alex Kirk [3 in 2012-13], Cam Bairstow [3 in 2013-14], Elijah Brown [3 in 2015-16])
- New Mexico is one of three teams to have two different players win the award at least three times in a season, joining 2010-11 San Diego State (Malcolm Thomas and Kawhi Leonard) and 2018-19 Nevada (Jordan Caroline and Caleb Martin)

MOST MW POW AWARDS (season)

| | |
|---|----------------------------------|
| 8 | Jimmer Fredette (BYU, 10-11) |
| 5 | Jimmer Fredette (BYU, 09-10) |
| 5 | Luke Nevill (Utah, 08-09) |
| 5 | J.R. Giddens (UNM, 07-08) |
| 5 | Andrew Bogut (Utah, 04-05) |
| 4 | Nelly Junior Joseph (UNM, 24-25) |
| 4 | Five others |

MILICEVIC EARNS FRESHMAN HONOR

- Jovan Milicevic earned his first Mountain West Player of the Week honor on Dec. 16 after a strong performance against Western New Mexico
- In the 122-70 win, Milicevic scored a career-high 21 points on 8-11 shooting (3-4 3FG), becoming the first Lobo in over a year to have a 20-point game off the bench
- The 21-point performance more than doubled his season total of 14 points combined over the first 10 games of the season

PITINO vs. RANKED OPPONENTS

- The Lobos are 6-6 against ranked opponents under Richard Pitino (win vs. No. 22 Wyoming in 2022, win at No. 23 San Diego State in 2023, wins vs. No. 19 San Diego State, No. 16 Utah State and No. 22 Colorado State in 2024, win vs. No. 22 UCLA in 2025)
- Going back to his tenure at Minnesota, Pitino has led his squad to at least one ranked in each of the past 10 seasons (since 2015-16)
- Pitino is one of 11 active coaches in the nation to enter the season with at least one AP ranked win every season since 2015-16

AT LEAST ONE AP RANKED WIN EVERY YEAR SINCE 2015-16

| | |
|-------------|----------------|
| Dana Altman | Greg McDermott |
| Rick Barnes | Matt Painter |
| Scott Drew | Richard Pitino |
| Mark Few | Bill Self |
| Tom Izzo | |

Continues Streak with Ranked Win

Leonard Hamilton Chris Holtmann

NON-CONFERENCE SUCCESS

- New Mexico has posted a 33-4 record in regular season non-conference games over the past three seasons (13-0 in '23, 12-1 last year, 8-3 this year)
- The Lobos' .892 win percentage in those games is the tied for the 5th best record nationally
- UNM's 33 non-conference wins are their most over a three-year span since 36 non-conference wins from 2012-14

BEST REGULAR SEASON NON-CONF. RECORD LAST 3 YRS

| | |
|------|-----------------------|
| .909 | Purdue (30-3) |
| .897 | Oklahoma (35-4) |
| .897 | Mississippi St (35-4) |
| .894 | Utah State (34-4) |
| .892 | New Mexico (33-4) |
| .892 | Kansas (33-4) |
| .892 | Houston (33-4) |

NOTABLE WIN AT THE BUZZER OVER NEVADA

- New Mexico earned an 82-81 overtime victory over Nevada on Jan. 3 as Nelly Junior Joseph scored the game-winner on a 15-foot jumper as time expired
- It was the first time in 26 years that the Lobos won a game on a buzzer beater as time expired (Jan. 16, 1999 - Damion Walker's layup gave No. 16 New Mexico a 79-78 win over No. 7 Arizona)
- It was the first time since 2022-23 that the Lobos won a game after trailing at halftime (lost 10 straight when trailing at half since rallying against Wyoming in the 2023 Mountain West Tournament)

FIFTY IS NIFTY

- The Lobos have scored at least 50 points in a half 11 times this season, tied for the fourth-most in school history
- With one more 50-point half, it would be the first time since 1978-79 that UNM has had at least 12 50-point halves in a season
- The streak of three straight conference games with at least 50 points in a half (second half vs. USU/CSU/AF) marked the first such streak for UNM since 1977-78, when the Lobos had six straight WAC games with a 50-point half

UNM's MOST 50-POINT HALVES (since 1969-70)

| | |
|----|---------|
| 26 | 1977-78 |
| 15 | 1978-79 |
| 13 | 1973-74 |
| 11 | 2024-25 |
| 11 | 2017-18 |
| 11 | 1976-77 |
| 10 | 1990-91 |
| 10 | 1988-89 |



2024-25 LOBO BASKETBALL

UNM CAREER RECORD BOOK

CAREER SCORING LEADERS

| Rk. | Player | Years | Points |
|-----|---------------------|------------|--------|
| 1. | Charles Smith | 1994-97 | 1,993 |
| 2. | Kenny Thomas | 1996-99 | 1,931 |
| 3. | Lamont Long | 1997-00 | 1,840 |
| 4. | Clayton Shields | 1995-98 | 1,837 |
| 5. | Kendall Williams | 2011-14 | 1,813 |
| 6. | Ruben Douglas | 2001-03 | 1,782 |
| 7. | Luc Longley | 1988-91 | 1,769 |
| 8. | Hunter Greene | 1984-88 | 1,745 |
| 9. | Rob Robbins | 1988-91 | 1,739 |
| 10. | Jamal Mashburn, Jr. | 2022-24 | 1,629 |
| 11. | Jaelen House | 2022-24 | 1,561 |
| 12. | Willie Long | 1969-71 | 1,542 |
| 13. | Mel Daniels | 1965-67 | 1,537 |
| 14. | Phil Smith | 1981-84 | 1,477 |
| 15. | Kelvin Scarborough | 1984-87 | 1,469 |
| 16. | Dairese Gary | 2008-11 | 1,458 |
| 17. | Willie Banks | 1989-92 | 1,394 |
| 18. | Kenny Page | 1980-81 | 1,387 |
| 19. | Makuach Maluach | 2018-21 | 1,308 |
| 20. | Francis Grant | 1960-62 | 1,282 |
| 21. | Elijah Brown | 2016-17 | 1,276 |
| 22. | Tony Danridge | 2005-09 | 1,260 |
| 23. | Marvin Johnson | 1977-78 | 1,246 |
| 24. | Donovan Dent | 2023-pres. | 1,241 |

CAREER ASSIST LEADERS

| Rk. | Player | Years | Assists |
|-----|--------------------|------------|---------|
| 1. | Darrell McGee | 1987-90 | 684 |
| 2. | Phil Smith | 1981-84 | 630 |
| 3. | Kendall Williams | 2011-14 | 617 |
| 4. | Kelvin Scarborough | 1984-87 | 574 |
| 5. | Dairese Gary | 2008-11 | 564 |
| 6. | Petie Gibson | 1969-71 | 560 |
| 7. | David Gibson | 1995-98 | 460 |
| 8. | Donovan Dent | 2023-pres. | 452 |

CAREER DOUBLE-DOUBLE LEADERS

| Rk. | Player | Years | DDs |
|-----|--------------------|------------|-----|
| 1. | Mel Daniels | 1965-67 | 44 |
| 2. | Willie Long | 1969-71 | 43 |
| 3. | Kenny Thomas | 1996-99 | 41 |
| 4. | Ira Harge | 1963-64 | 37 |
| 5. | Luc Longley | 1988-91 | 35 |
| 6. | Drew Gordon | 2011-12 | 32 |
| 7. | Tom King | 1960-61 | 25 |
| 8. | Alex Kirk | 2011-14 | 24 |
| | Bill Hagins | 1974-75 | 24 |
| | Darryl Minniefield | 1972-73 | 24 |
| 11. | Nelly Jr. Joseph | 2024-pres. | 22 |
| | Greg Howard | 1968-69 | 22 |

BIG WINS

- UNM has a 11-4 record against Quad 1/Quad 2 opponents in the NET, tied for 16th most Quad 1/2 wins in the nation (through games of 2/27)
- The Lobos have three wins over top-100 NET teams in the non-conference (vs. UCLA, vs. USC, home vs. VCU)
- Last season, the Lobos had eight total Quad 1/2 wins, all against Mountain West opponents (five in regular season, three in Mountain West Tournament)
- UNM has a 4-3 record against Quad 1, one of 14 schools with a winning record in Quad 1 (min. of seven games)

THE CENTURY MARK

- New Mexico has three 100-point games this season, its most in a season since four in 2017-18
- It is only the second time in the past 30 years that the Lobos have three 100-point games in a season
- The 122 points vs. Western New Mexico on Dec. 14 were the most by the Lobos since the 2017-18 opener (147-76 win vs. Northern New Mexico) and the most by a Mountain West team in three years (126 by UNLV vs. Life Pacific in 2022-23)
- The 103 points in the Dec. 31 win at Fresno State were the Lobos' most in a road game and the most in a Mountain West game since 2018 (108-87 win at Colorado State)

WE WERE ON THE BREAK!!

- New Mexico ranks third in the nation in fast break points at 16.7 per game
- The Lobos have had at least 20 fast break points in 12 games, including a season-high 38 against Western New Mexico
- In Mountain West play, UNM has reached 20 fast break points in six games, including a conference-high 35 fast break points in the New Year's Eve win at Fresno State

DEFENSIVE DOUBLE-DOUBLE

- New Mexico had 10 blocks and 10 steals in the victory over Nicholls to open the season
- It was the Lobos' second 10-and-10 game since the start of the 2023-24 season (10 blks and 12 stls vs. Utah State last season)
- The Lobos had gone 12 seasons without a 10-and-10 game prior to last season's Utah State game
- UNM has nearly had three more 10-and-10 games this season, with three games of double-digit steals and nine blocks

DOUBLE-DOUBLE x3 ON OPENING NIGHT

- New Mexico had three players record double-doubles on opening night against Nicholls, tying the school record for most double-doubles in a game
- Nelly Junior Joseph tied a career high with 28 points and matched his UNM high with 16 rebounds for his 44th career double-double
- Mustapha Amzil had his fourth career double-double with 13 points and a career-high 13 rebounds
- Donovan Dent had his fourth career double-double with 15 points and 11 assists
- UNM hadn't had three double-doubles in a game in 27 years, dating back to a victory over Texas Tech in 1997-98

STREAK SNAPPED WITH SAN JOSE STATE VICTORY

- The Dec. 4 win over San Jose State marked the first time in nearly two full years that the Lobos won a game in which they didn't have a double-digit lead at some point during the game (UNM's largest lead was the final margin of six)
- In each of the Lobos' previous 36 victories, they had a double-figure lead at some point during the game
- The Lobos held a double-digit lead in the first six victories this season, following a 2023-24 season where UNM held a double-digit lead in all 26 victories
- Prior to the win over the Spartans, New Mexico's last victory in a game when they never held a double-digit lead was an 81-79 overtime win over Boise State in 2022-23 (largest lead was five)
- The Lobos have since accomplished the feat twice more, having won without a double digit leads in the wins over Nevada and at Wyoming

ROAD WARRIORS

- New Mexico has already won six conference road games this season, its most since 2013-14 when the Lobos set a school record with seven road conference wins
- Overall, UNM is 8-5 away from home this season, with neutral victories over UCLA and USC in addition to the six conference wins

MOST QUAD 1/2 WINS

| | |
|----|--|
| 20 | Auburn |
| 17 | Alabama |
| 14 | Florida, Houston, Michigan, Michigan St, Purdue, Tennessee, Texas A&M, Wisconsin |
| 13 | Oregon |
| 12 | Illinois, Iowa St, St. John's, UCLA |
| 11 | New Mexico, Clemson, Duke, Louisville, Maryland, Miss State, |



2024-25 LOBO BASKETBALL

2024-25 ROSTER

| NO. | PLAYER | PRONUNCIATION | POS. | YR. | HT. | HOMETOWN | SOCIAL | |
|-----|---------------------|----------------------------|------|-------|------|---------------------|--------------------|--------------------|
| 0 | CJ NOLAND | | G | Grad. | 6-4 | Waxahachie, TX | X @CjNoland1 | @ thecjnoland |
| 1 | BRADEN APPELHANS | apple-hahns | G | R-So. | 6-7 | Blue Springs, MO | X @AppelhansBraden | @ bradenappelhans1 |
| 2 | DONOVAN DENT | | G | Jr. | 6-2 | Riverside, CA | X @Donovandent1 | @ donovandent2 |
| 3 | TRU WASHINGTON | | G | So. | 6-4 | Phoenix, AZ | X @washington_tru | @ truashington |
| 4 | KAYDE DOTSON | cade | G | Fr. | 6-2 | Beaumont, TX | X @iamkaydedotson | @ kayde_._ |
| 6 | ATIKI ALLY ATIKI | ah-TEE-kee ollie | F | Sr. | 6-10 | Mwanza, Tanzania | X @AtikiAtiki1 | @ atikially3a |
| 7 | IBRAHIMA SACKO | E-bra-HE-ma SOCK-oh | F | So. | 6-6 | Conakry, Guinea | | @ sacko0812 |
| 8 | FILIP BOROVCANIN | bor-oh-VEECH-an-in | F | Jr. | 6-9 | Belgrade, Serbia | X @borovicnin_4 | @ borovicnin_4 |
| 11 | QUINTON WEBB | | G | R-So. | 6-6 | San Bernardino, CA | X @_quintonwebb5 | @ quintonwebb11 |
| 13 | DANIEL THOMAS | | F | Fr. | 6-8 | Dallas, TX | X @OnlyDaniel | @ danthomas_13 |
| 21 | DERAJE AGBAOSI | derr-ah-ZHAY ag-BOW-see | F | R-Jr. | 6-7 | Union, NJ | | @ _deraje |
| 22 | MUSTAPHAAMZIL | ahm-SEAL | F | Sr. | 6-9 | Helsinki, Finland | X @CantStaphMe | @ mustaphaamzil |
| 23 | NELLY JUNIOR JOSEPH | | F | Sr. | 6-10 | Benin City, Nigeria | X @eazynelz | @ eazynelz |
| 24 | JOVAN MILICEVIC | YO-vahn mill-LEECH-ah-vich | F | Fr. | 6-10 | Toronto, ON | X @JovanMilicevic9 | @ jovan.m23 |
| 32 | SHANE DOUMA-SANCHEZ | DUE-ma | G | R-Fr. | 6-1 | Laguna Pueblo, NM | X @ds32_shaneshane | @ saucy_shaneshane |
| 35 | DYLAN CHAVEZ | | G | Fr. | 6-5 | Albuquerque, NM | X @dylanchavez00 | @ dylanchavez0 |

Head Coach

Richard Pitino

4th Season / Providence, 2005

Associate Head Coach

Isaac Chew

4th Season / Avila, 1999

Assistant Coach

Tarvish Felton

3rd Season / Southern Utah, 1999

Assistant Coach

Aaron Katsuma

2nd Season / Minnesota, 2014

Assistant Coach

Dave Pilipovich

4th Season / Thiel, 1986

Assistant Coach/Video Coordinator

Danny Walters

3rd Season / Texas A&M, 2020

Director of Basketball Operations

Peyton Stephens

4th Season / Texas A&M, 2019

Strength & Conditioning Coach

Matthew Flores

4th Season / Arizona State, 2012

Sports Medicine

Grant Smith

1st Season / Missouri, 2020

Communications

Steve Kirkland

4th Season / Penn State, 2001

THE LAST TIME

A NEW MEXICO PLAYER...

- **Scored 30 points:** Donovan Dent (34) at UNLV (1/25/25)
- **Scored 35 points:** Donovan Dent (40) vs. VCU (12/18/24)
- **Scored 40 points:** Donovan Dent (40) vs. VCU (12/18/24)
- **Two players with 20 points:** Tru Washington (25) and Donovan Dent (23), vs. Utah State (2/16/25)
- **Two players with 25 points:** Donovan Dent (30) and Mustapha Amzil (28), vs. Arizona State (11/28/24)
- **Three players with 20 points:** Corey Manigault (28), Zane Martin (23) & Vance Jackson (20) vs. Wyoming (2/8/20)
- **20-point game off the bench:** CJ Noland (23) at Fresno State (12/31/24)
- **20-points in one half:** Donovan Dent (25²) vs. VCU (12/18/24)
- **Two players with back-to-back 30-point games:** Ruben Douglas (2/24/03-3/1/03)
- **One player scored in double figures:** at Air Force (2/24/21)
- **No players scored in double figures:** at Boise State (12/23/20)
- **Five players scored in double figures:** vs. Wyoming (2/12/25)
- **All five starters scored in double figures:** at San Jose State (1/24/24)
- **Six players scored in double figures:** vs. Utah State (1/16/24)
- **Had 15 rebounds:** Nelly Junior Joseph (16) at San Diego State (2/25/25)
- **Had 20 rebounds:** Nelly Junior Joseph (21) at Air Force (2/8/25)
- **Two players with 10 rebounds:** Nelly Junior Joseph (12) & Filip Borovicinanin (11) at Wyoming (1/7/25)
- **Double-Double:** Donovan Dent at Boise State (2/19/25)
- **Two players had a double-double:** Nelly Junior Joseph & Filip Borovicinanin at Wyoming (1/7/25)
- **Three players had a double-double:** Nelly Junior Joseph, Mustapha Amzil and Donovan Dent vs. Nicholls (11/4/24)
- **Double-Double with points and assists:** Donovan Dent at Boise State (2/19/25)
- **Four Double-Doubles in a row:** Nelly Junior Joseph [5] (1/20/25-pres.)
- **Triple-Double:** Luc Longley vs. Penn State (3/28/90) *NIT*
- **20 points and 20 rebounds:** Carlton Bragg (22/20) at Wyoming (3/9/19)
- **10 assists:** Donovan Dent (11) at Boise State (2/19/25)
- **5 Blocked Shots:** Nelly Junior Joseph (5) vs. Colorado State (2/5/25)
- **5 Steals:** Tru Washington (5) at San Jose State (1/14/25)
- **Led UNM in Points, Rebounds and Assists:** Makuach Malauch at Fresno State (1/30/21)
- **Hit a last second shot to win a game (1.0 or later):** Nelly Junior Joseph vs. Nevada (1/3/25), jumper as time expired in OT to win 82-81
- **Played the entire game:** Donovan Dent vs. Utah State (2/16/25)
- **Played 40 or more minutes:** Donovan Dent vs. Utah State (2/16/25)

NEW MEXICO TEAM...

- **Won in Overtime:** 82-81 vs. Nevada (1/3/25)
- **Lost in Overtime:** 83-89 vs. New Mexico State (12/7/24)
- **Played Two Overtimes:** L, 94-97 (2ot) at Nevada (1/23/23)
- **Played Three Overtimes:** W, 104-99 (3ot) vs. Fresno State (3/8/96) *WACT*
- **Shot 70 percent for a Half:** 73.3 (22-30)², vs. Houston Baptist (12/22/19)
- **Shot 60 percent in a Game:** 60.3 (47-78) vs. Western New Mexico (12/14/24)
- **Shot less than 30 percent in a Game:** 29.7 (19-64) vs. Clemson (3/22/24) *NCAA*
- **Shot 90 percent from the free throw line:** 100.0 (15-15) vs. Boise State (1/17/25)
- **Shot 50 percent from 3-point line:** 64.3 (9-14) vs. Colorado State (2/5/25)
- **Shot less than 30 percent in a half:** 18.5 (5-27)¹, at Wyoming (1/7/25)
- **Shot less than 20 percent in a half:** 18.5 (5-27)¹, at Wyoming (1/7/25)
- **Shot 55 percent or better and lost:** 59.6 (31-52) vs. New Mexico State (11/17/18)
- **Attempted 50 FTs:** 52 at UTEP (1/2/08)
- **Made 30 FTs:** 31 vs. Nevada (1/3/25)
- **Made 10 3-pt FGs:** 13, vs. Fresno State (1/20/25)
- **Failed to make a 3-pt FG:** vs. Washington State (12/25/15)
- **Had 50 rebounds:** 54, vs. Fresno State (1/20/25)
- **Had 25 assists:** 31, vs. Western New Mexico (12/14/24)
- **Had 15 steals:** 17, vs. Western New Mexico (12/14/24)
- **Had 10 blocks:** 10, vs. Nicholls (11/4/24)
- **Scored 50 pts in a half:** 54², at Air Force (2/8/25)
- **Scored 60 pts in a half:** 62², vs. Western New Mexico (12/14/24)
- **Scored 100 pts (MW):** 103, at Fresno State (12/31/24)
- **Scored 100 pts (non-conf):** 122, vs. Western New Mexico (12/14/24)
- **Scored under 20 pts in 1st half:** 18, at Wyoming (1/7/25)
- **Scored under 20 pts in 2nd half:** 18, at UNLV (1/18/21)
- **Scored under 50 pts in a game:** 47, at San Diego State (1/31/22)
- **Never trailed:** vs. Fresno State (1/20/25)

AN OPPOSING PLAYER...

- **Scored 30 points:** Tyson Degenhart (32), at Boise State (2/19/25)
- **Scored 35 points:** Max Rice (35), Boise State (1/31/24)
- **Scored 40 points:** Jordan Caroline (45), Nevada (1/7/17)
- **Two players with 20 points:** Tyson Degenhart (32) & Pearson Carmichael (21), at Boise State (2/19/25)
- **Two players with 25 points:** Graham Ike (29) & Hunter Maldonado (25), at Wyoming (1/22/22)
- **Three players with 20 points:** Will Baker (28), Jarod Lucas (22) & Kenan Blackshear (20), at Nevada (1/13/23)
- **20-point game off the bench:** Robert Carpenter (20), New Mexico State (12/7/24)
- **One player scored in double figures:** at Air Force (2/8/25)
- **No players scored in double figures:** Nevada (1/28/24)
- **Five players scored in double figures:** at San Jose State (1/14/25)
- **All five starters scored in double figures:** at St. John's (11/17/24)
- **Six players scored in double figures:** Utah State (1/8/22)
- **Had 15 rebounds:** Tyler Bilodeau (15), vs. UCLA (11/8/24)
- **Had 20 rebounds:** Ryan Watkins (22), Boise State (1/21/14)
- **Two players with 10 rebounds:** RJ Luis, Jr. (11) & Zuby Ejiofor (10), at St. John's (11/17/24)
- **Double-Double:** Alvaro Cardenas, at Boise State (2/19/25)
- **Two players had a double-double:** RJ Luis, Jr. & Zuby Ejiofor, at St. John's (11/17/24)
- **Double-Double with points and assists:** Drake Allen, Utah State (2/16/25)
- **Triple-Double:** Omari Moore, at San Jose State (2/20/22)
- **10 assists:** Alvaro Cardenas (10), at Boise State (2/19/25)
- **5 Blocked Shots:** Nick Davidson (5), Nevada (1/3/25)
- **5 Steals:** Alvaro Cardenas (5), at Boise State (2/19/25)
- **Hit a last second shot to win a game (1.0 or later):** Lamont Butler, San Diego State (2/25/23), three-pointer as time expired to win 73-71

OPPONENT TEAM...

- **Shot 70 percent for a Half:** 73.1 (19-26)², at Air Force (2/10/23)
- **Shot 60 percent in a Game:** 66.0 (35-53) at Air Force (2/10/23)
- **Shot less than 30 percent in a Game:** 29.4 (20-68), Boise State (3/14/24) *MWT*
- **Shot 90 percent from the free throw line:** 100.0 (5-5), at San Jose State (1/24/24)
- **Shot 50 percent from 3-point line:** 50.0 (9-18), Texas Southern (11/24/24)
- **Shot less than 30 percent in a half:** 29.6 (8-27)², at Air Force (2/8/25)
- **Shot less than 20 percent in a half:** 18.5 (5-27)¹, at Fresno State (1/28/21)
- **Shot 55 percent or better and lost:** 57.8 (37-64) at Wyoming (2/20/18)
- **Attempted 50 FTs:** 50, New Mexico State (12/11/82)
- **Made 30 FTs:** 35, Utah State (3/14/19)
- **Made 10 3-pt FGs:** 10, at Boise State (2/19/25)
- **Failed to make a 3-pt FG:** New Mexico State (12/16/15)
- **Had 50 rebounds:** 52, Boise State (1/15/22)
- **Had 25 assists:** 27, at Colorado State (3/3/21)
- **Had 15 steals:** 15, UAB (11/25/21)
- **Had 10 blocks:** 10, Utah State (1/6/21)
- **Scored 50 pts in a half:** 53², at Fresno State (12/31/24)
- **Scored 60 pts in a half:** 61², at Wyoming (2/20/18)
- **Scored 100 pts (MW):** 105, at Colorado State (1/15/20)
- **Scored 100 pts (non-conf):** 100, at New Mexico State (12/4/18)
- **Scored under 20 pts in 1st half:** 19, at Fresno State (1/28/21)
- **Scored under 20 pts in 2nd half:** 19, New Mexico State (12/3/14)
- **Scored under 50 pts in a game:** 48, San Diego State (1/11/25)
- **Never trailed:** at Saint Mary's (11/9/23)

COMEBACKS...

| | New Mexico Comeback | Opponent Comeback |
|---|--|--|
| Trailing at Half | vs. Utah St (2/16/25) ^{36-42 / 82-79} | at San Jose St (1/14/25) ^{31-35 / 71-70} |
| Trailing w/8:00 left | vs. Wyoming (2/12/25) ^{51-56 / 71-67} | vs. Arizona St (11/28/24) ^{60-62 / 85-82} |
| Trailing w/4:00 left | vs. Wyoming (2/12/25) ^{59-61 / 71-67} | Air Force (2/24/24) ^{67-70 / 78-77} |
| Trailing w/2:00 left | at Wyoming (12/31/22) ^{72-74 / 76-75} | Air Force (2/24/24) ^{70-72 / 78-77} |
| Trailing w/1:00 left | at NMSU (12/15/23) ^{68-72 / 73-72} | at San Jose St (1/14/25) ^{66-68 / 71-70} |
| Trailing any pt in final 30 sec of 2nd half or 30 sec of OT | Nevada (1/3/25) ^{80-81 (01 ot) / 82-81} | at SJSU (1/14/25) ^{69-70 (03) / 71-70} |



2024-25 LOBO BASKETBALL

UPDATED SEASON RECORD BOOK

SEASON REBOUND LEADERS

| Rk. | Player | Year | REB |
|-----|---------------------|---------|-----|
| 1. | Drew Gordon | 2011-12 | 388 |
| 2. | Tom King | 1960-61 | 375 |
| 3. | Tom King | 1959-60 | 374 |
| 4. | Willie Long | 1969-70 | 335 |
| 5. | Ira Harge | 1962-63 | 331 |
| 6. | Luc Longley | 1989-90 | 330 |
| 7. | JT Toppin | 2023-24 | 326 |
| | Morris Udeze | 2022-23 | 326 |
| 9. | Darlington Hobson | 2009-10 | 325 |
| 10. | Lewis LaMar | 1993-94 | 319 |
| 11. | Mel Daniels | 1966-67 | 313 |
| 12. | Ira Harge | 1963-64 | 305 |
| 13. | Mel Daniels | 1964-65 | 302 |
| 14. | Nelly Junior Joseph | 2024-25 | 301 |
| | Bill Hagins | 1974-75 | 301 |

SEASON OFF. REB. LEADERS

| Rk. | Player | Year | ORebs |
|-----|---------------------|---------|-------|
| 1. | JT Toppin | 2023-24 | 132 |
| 2. | Drew Gordon | 2011-12 | 108 |
| 3. | Kenny Thomas | 1997-98 | 102 |
| 4. | Nelly Junior Joseph | 2023-24 | 104 |
| 5. | AJ Hardeman | 2009-10 | 98 |
| 6. | Lewis LaMar | 1993-94 | 97 |
| 7. | Kenny Thomas | 1995-96 | 95 |
| 8. | Charlie Thomas | 1987-88 | 94 |
| 9. | Nelly Junior Joseph | 2024-25 | 93 |
| 10. | Patrick Dennehy | 2001-02 | 91 |

SEASON ASSIST LEADERS

| Rk. | Player | Year | ASST |
|-----|--------------------|---------|------|
| 1. | Darrell McGee | 1988-89 | 243 |
| 2. | Kelvin Scarborough | 1986-87 | 212 |
| 3. | Darrell McGee | 1989-90 | 205 |
| 4. | Phil Smith | 1983-84 | 203 |
| 5. | Petie Gibson | 1970-71 | 198 |
| 6. | Donovan Dent | 2023-24 | 190 |
| 7. | Donovan Dent | 2024-25 | 183 |
| | Petie Gibson | 1968-69 | 183 |
| 9. | Dairese Gary | 2010-11 | 182 |
| | Marlon Parmer | 1987-88 | 182 |
| | Darrell McGee | 1987-88 | 182 |

SEASON STEAL LEADERS

| Rk. | Player | Year | Steals |
|-----|--------------------|---------|--------|
| 1. | Jaelen House | 2022-23 | 86 |
| 2. | Hunter Greene | 1986-87 | 84 |
| 3. | Kelvin Scarborough | 1984-85 | 80 |
| 4. | Kelvin Scarborough | 1986-87 | 78 |
| 5. | Phil Smith | 1983-84 | 77 |
| 6. | Jaelen House | 2023-24 | 70 |
| | Hunter Greene | 1987-88 | 70 |
| 8. | Gabe Nava | 1973-74 | 69 |
| 9. | Jaelen House | 2021-22 | 68 |
| 10. | Charles Smith | 1995-96 | 66 |
| 11. | Danny Granger | 2004-05 | 63 |
| 12. | Mark Walters | 2005-06 | 62 |
| | Willie Banks | 1991-92 | 62 |
| 14. | Lamont Long | 1999-00 | 61 |
| | Willie Banks | 1990-91 | 61 |
| 16. | Tru Washington | 2024-25 | 58 |

CONSECUTIVE GAMES - DOUBLE FIGURE SCORING

| Player | Games | Dates |
|---------------------|-------|-------------------|
| Luc Longley | 61 | 12/2/89-3/14/91 |
| Hunter Greene | 53 | 11/28/86-1/14/88 |
| Kenny Page | 53 | 12/1/79-3/7/81 |
| Willie Long | 53 | 3/1/69-3/6/71 |
| Jamal Mashburn, Jr. | 48 | 12/19/21-2/17/23 |
| Ruben Douglas | 38 | 2/5/02-3/13/03 |
| Charles Smith | 32 | 1/15/96-1/9/97 |
| Elijah Brown | 30 | 11/21/15-11/11/16 |
| Cameron Bairstow | 30 | 11/24/13-3/21/14 |
| Johnny Brown | 29 | 11/27/85-3/13/86 |
| Donovan Dent | 28 | 11/4/24-present |

SEASON ASST/TO RATIO (min 75 Asst)

| Rk. | Player | Year | Ratio (A/TO) |
|-----|------------------|---------|----------------|
| 1. | Hugh Greenwood | 2013-14 | 3.50 (105/30) |
| 2. | Jimmy Taylor | 1990-91 | 3.32 (113/34) |
| 3. | Darrell McGee | 1989-90 | 3.31 (205/62) |
| 4. | Kelly Graves | 1986-87 | 2.81 (76/27) |
| 5. | Tim Jacobs | 2014-15 | 2.72 (87/32) |
| 6. | Kelly Graves | 1985-86 | 2.71 (84/31) |
| 7. | Kendall Williams | 2013-14 | 2.47 (168/68) |
| 8. | Hugh Greenwood | 2011-12 | 2.44 (83/34) |
| 9. | Donovan Dent | 2023-24 | 2.41 (190/79) |
| 10. | Darrell McGee | 1988-89 | 2.41 (243/101) |
| 11. | Mark Felix | 1977-78 | 2.32 (88/38) |
| 12. | Donovan Dent | 2024-25 | 2.32 (183/79) |
| 13. | Kendall Williams | 2012-13 | 2.31 (166/72) |
| 14. | Marlon Parmer | 2001-02 | 2.18 (87/40) |
| 15. | Dairese Gary | 2009-10 | 2.17 (137/63) |



2024-25 LOBO BASKETBALL

NEW MEXICO UTEP

74
70

GAME #0 (exhibition)
Oct. 28, 2024
The Pit (10,359)
Albuquerque, NM

| UTEP | FG | 3FG | FT | O-D-T | PF | TP | A | TO | BS | S | MP |
|-----------------|-------|------|-------|----------|----|------|------|----|----|------|-----|
| Frazier* | 8-14 | 4-6 | 1-1 | 1-0-1 | 3 | 21 | 1 | 0 | 1 | 2 | 22 |
| 34 Kalu* | 3-6 | 0-0 | 1-2 | 2-2-4 | 3 | 7 | 0 | 0 | 0 | 0 | 17 |
| 4 Camper* | 1-5 | 0-1 | 0-0 | 0-2-2 | 3 | 2 | 1 | 1 | 0 | 2 | 30 |
| 5 Terrell* | 2-6 | 0-0 | 1-1 | 2-0-2 | 5 | 5 | 4 | 1 | 0 | 3 | 22 |
| 13 Barnes* | 2-8 | 1-4 | 2-2 | 0-3-3 | 4 | 7 | 4 | 2 | 0 | 3 | 27 |
| 1 Thomas | 1-4 | 1-2 | 1-2 | 0-2-2 | 1 | 4 | 1 | 0 | 0 | 0 | 16 |
| 3 Hebb | 1-1 | 0-0 | 0-0 | 0-0-0 | 0 | 2 | 0 | 2 | 0 | 0 | 5 |
| 11 Horton | 0-3 | 0-3 | 2-2 | 0-3-3 | 5 | 2 | 0 | 1 | 0 | 0 | 20 |
| 12 Bynum | 2-10 | 1-6 | 1-1 | 0-4-4 | 1 | 6 | 1 | 2 | 0 | 2 | 19 |
| 32 Hamilton | 5-7 | 0-0 | 0-0 | 3-2-5 | 2 | 10 | 0 | 0 | 0 | 0 | 11 |
| 33 Jones | 1-6 | 0-2 | 2-2 | 0-1-1 | 0 | 4 | 0 | 1 | 2 | 0 | 11 |
| TEAM | | | | 1-2-3 | | | | | | | |
| Totals | 26-70 | 7-24 | 11-13 | 9-21-30 | 27 | 70 | 12 | 11 | 3 | 12 | 200 |
| UNM | FG | 3FG | FT | O-D-T | PF | TP | A | TO | BS | S | MP |
| 8 Borovicainin* | 0-2 | 0-1 | 1-1 | 1-3-5 | 0 | 1 | 2 | 1 | 0 | 1 | 20 |
| 22 Amzli* | 1-8 | 0-5 | 4-4 | 2-9-11 | 0 | 6 | 1 | 1 | 1 | 0 | 20 |
| 23 Joseph* | 3-7 | 0-0 | 1-5 | 4-12-16 | 3 | 7 | 1 | 4 | 5 | 0 | 30 |
| 2 Dent* | 5-6 | 1-1 | 8-10 | 0-0-0 | 2 | 19 | 5 | 5 | 0 | 0 | 32 |
| 3 Washington* | 5-12 | 3-5 | 4-5 | 2-4-6 | 1 | 17 | 2 | 2 | 0 | 4 | 28 |
| 0 Noland | 0-4 | 0-3 | 2-2 | 0-1-1 | 1 | 2 | 0 | 4 | 0 | 1 | 16 |
| 1 Appelhans | 0-3 | 0-3 | 4-4 | 0-3-3 | 0 | 4 | 0 | 1 | 0 | 1 | 8 |
| 4 Dotson | 0-1 | 0-1 | 1-2 | 0-1-1 | 1 | 1 | 0 | 3 | 1 | 0 | 8 |
| 6 Atiki | 1-2 | 0-0 | 2-2 | 3-1-4 | 3 | 4 | 1 | 2 | 0 | 1 | 10 |
| 7 Sacko | 2-4 | 0-1 | 0-0 | 2-0-2 | 0 | 4 | 1 | 0 | 2 | 0 | 12 |
| 11 Webb | 1-2 | 0-1 | 0-1 | 0-1-1 | 1 | 2 | 0 | 1 | 1 | 1 | 8 |
| 24 Milicevic | 3-4 | 1-2 | 0-0 | 1-2-3 | 1 | 7 | 1 | 1 | 1 | 0 | 8 |
| TEAM | | | | 3-0-3 | | | | | | | |
| Totals | 21-55 | 5-23 | 27-36 | 19-37-56 | 13 | 74 | 14 | 25 | 11 | 9 | 200 |
| 1st | 30 | 40 | 70 | | | 37.1 | 29.2 | | | 84.6 | |
| 2nd | 36 | 38 | 74 | | | 38.2 | 21.7 | | | 75.0 | |

Points in the Paint-UTEP 38, UNM 28; Points off Turnovers-UTEP 17, UNM 14
2nd Chance Points-UTEP 10, UNM 19; Fast Break Points-UTEP 10, UNM 16
Bench Points-UTEP 28, UNM 24. Score Tied-2 times. Lead changed-4 times.
Largest lead-UTEP by 1 1st-9:50, UNM by 14 2nd-5:01.
UTEP led for 0:46, UNM led for 38:38, Game tied 0:36.
Officials: Mike Littlewood, Deldre Carr, Bianca Burns
Technical: none

NEW MEXICO NICHOLLS

91
84

GAME #1
Nov. 4, 2024
The Pit (10,609)
Albuquerque, NM

| NICH (0-1) | FG | 3FG | FT | O-D-T | PF | TP | A | TO | BS | S | MP |
|-----------------|-------|-------|-------|----------|----|------|------|----|----|------|-----|
| 6 Myles* | 3-6 | 1-3 | 0-0 | 1-4-5 | 5 | 7 | 1 | 1 | 0 | 1 | 14 |
| 15 West* | 3-7 | 0-0 | 4-5 | 3-6-9 | 3 | 10 | 2 | 4 | 3 | 0 | 35 |
| 1 English* | 2-10 | 1-3 | 2-6 | 0-4-4 | 2 | 7 | 8 | 5 | 0 | 0 | 27 |
| 2 Brown* | 8-16 | 6-12 | 1-2 | 1-3-4 | 2 | 23 | 3 | 1 | 0 | 0 | 39 |
| 10 Cornish* | 4-16 | 4-14 | 2-2 | 1-6-7 | 3 | 14 | 0 | 1 | 0 | 1 | 26 |
| 0 Collins | 3-3 | 0-0 | 0-0 | 2-3-5 | 5 | 6 | 1 | 1 | 0 | 0 | 18 |
| 3 Searles | 1-4 | 0-1 | 0-1 | 0-4-4 | 0 | 2 | 1 | 0 | 1 | 0 | 8 |
| 5 Malone | 1-1 | 0-0 | 0-0 | 1-2-3 | 1 | 2 | 1 | 3 | 0 | 1 | 14 |
| 9 Gray | 5-9 | 3-4 | 0-0 | 2-1-3 | 3 | 13 | 1 | 0 | 0 | 1 | 19 |
| TEAM | | | | 3-2-5 | | | | | | | |
| Totals | 30-72 | 15-37 | 9-16 | 14-35-49 | 24 | 84 | 18 | 17 | 4 | 4 | 200 |
| UNM (1-0) | FG | 3FG | FT | O-D-T | PF | TP | A | TO | BS | S | MP |
| 8 Borovicainin* | 2-6 | 1-4 | 0-0 | 2-5-7 | 2 | 5 | 2 | 1 | 0 | 0 | 19 |
| 22 Amzli* | 5-15 | 1-9 | 2-2 | 5-8-13 | 3 | 13 | 2 | 0 | 2 | 0 | 32 |
| 23 Joseph* | 9-15 | 0-0 | 10-12 | 6-10-16 | 2 | 28 | 2 | 3 | 3 | 2 | 36 |
| 2 Dent* | 5-11 | 0-2 | 5-7 | 0-0-0 | 0 | 15 | 11 | 2 | 1 | 3 | 38 |
| 3 Washington* | 4-8 | 2-3 | 2-2 | 1-3-4 | 4 | 12 | 0 | 1 | 0 | 2 | 20 |
| 0 Noland | 4-14 | 1-9 | 1-3 | 2-1-3 | 2 | 10 | 1 | 1 | 3 | 1 | 22 |
| 1 Appelhans | 1-4 | 1-4 | 0-0 | 0-0-0 | 0 | 3 | 0 | 0 | 0 | 1 | 9 |
| 4 Dotson | 1-4 | 1-4 | 0-2 | 0-0-0 | 2 | 3 | 0 | 0 | 0 | 0 | 10 |
| 6 Atiki | 0-3 | 0-0 | 0-0 | 0-1-1 | 0 | 0 | 0 | 0 | 1 | 0 | 4 |
| 11 Webb | 0-0 | 0-0 | 0-0 | 0-0-0 | 0 | 0 | 0 | 0 | 0 | 0 | 1 |
| 24 Milicevic | 0-1 | 0-1 | 2-4 | 0-1-1 | 1 | 2 | 0 | 0 | 0 | 1 | 8 |
| TEAM | | | | 2-3-5 | | | | | | | |
| Totals | 31-81 | 7-36 | 22-32 | 18-32-50 | 16 | 91 | 18 | 8 | 10 | 10 | 200 |
| 1st | 43 | 41 | 84 | | | 41.7 | 40.5 | | | 68.8 | |
| 2nd | 48 | 43 | 91 | | | 38.3 | 19.4 | | | | |

Points in the Paint-NICH 30, UNM 46; Points off Turnovers-NICH 6, UNM 23
2nd Chance Points-NICH 16, UNM 17; Fast Break Points-NICH 13, UNM 27
Bench Points-NICH 23, UNM 18. Score Tied-7 times. Lead changed-2 times.
Largest lead-NICH by 3 1st-10:33, UNM by 12 2nd-7:07.
NICH led for 4:09, UNM led for 32:02, Game tied 3:49.
Officials: Scott Brown, Jim Bruno, Crystal Hogan
Technical: none

NEW MEXICO #22 UCLA

72
64

GAME #2
Nov. 8, 2024
Lee's Family Forum (1,497)
Henderson, NV

| UNM (2-0) | FG | 3FG | FT | O-D-T | PF | TP | A | TO | BS | S | MP |
|-----------------|-------|------|-------|----------|----|------|------|----|----|------|-----|
| 8 Borovicainin* | 2-2 | 2-2 | 0-0 | 0-2-2 | 3 | 6 | 3 | 1 | 0 | 0 | 24 |
| 22 Amzli* | 3-7 | 2-4 | 0-0 | 0-4-4 | 4 | 8 | 0 | 3 | 2 | 0 | 28 |
| 23 Joseph* | 5-9 | 0-0 | 6-8 | 4-8-12 | 3 | 16 | 0 | 4 | 1 | 2 | 33 |
| 2 Dent* | 8-13 | 0-1 | 1-4 | 0-1-1 | 1 | 17 | 8 | 9 | 0 | 2 | 34 |
| 3 Washington* | 1-7 | 0-3 | 1-2 | 2-3-5 | 2 | 3 | 2 | 3 | 0 | 5 | 30 |
| 0 Noland | 2-5 | 1-2 | 8-8 | 0-1-1 | 5 | 13 | 1 | 0 | 0 | 3 | 19 |
| 1 Appelhans | 1-1 | 1-1 | 0-0 | 0-1-1 | 1 | 3 | 0 | 0 | 0 | 0 | 4 |
| 4 Dotson | 0-1 | 0-1 | 0-0 | 0-1-1 | 0 | 0 | 0 | 2 | 0 | 0 | 6 |
| 6 Atiki | 2-2 | 0-0 | 0-0 | 0-1-1 | 1 | 4 | 0 | 0 | 0 | 0 | 7 |
| 7 Sacko | 1-1 | 0-0 | 0-1 | 0-1-1 | 4 | 2 | 0 | 0 | 0 | 0 | 10 |
| 11 Webb | 0-1 | 0-1 | 0-0 | 0-0-0 | 0 | 0 | 0 | 0 | 0 | 0 | 2 |
| 24 Milicevic | 0-0 | 0-0 | 0-0 | 0-0-0 | 2 | 0 | 0 | 0 | 0 | 0 | 2 |
| TEAM | | | | 2-3-5 | | | | | | | |
| Totals | 25-49 | 6-15 | 16-23 | 8-26-34 | 26 | 72 | 14 | 24 | 3 | 12 | 200 |
| UCLA (1-1) | FG | 3FG | FT | O-D-T | PF | TP | A | TO | BS | S | MP |
| 3 Dailey* | 1-3 | 1-2 | 2-2 | 1-2-3 | 4 | 5 | 1 | 2 | 0 | 0 | 15 |
| 34 Bilodeau* | 8-20 | 2-7 | 5-8 | 7-8-15 | 3 | 23 | 0 | 3 | 1 | 2 | 33 |
| 0 Johnson* | 2-4 | 0-2 | 3-4 | 2-2-4 | 4 | 7 | 5 | 1 | 0 | 1 | 26 |
| 2 Andrews* | 2-6 | 0-3 | 0-0 | 0-0-0 | 2 | 4 | 2 | 6 | 0 | 1 | 30 |
| 55 Clark* | 3-9 | 1-4 | 0-0 | 0-0-0 | 2 | 7 | 1 | 1 | 0 | 6 | 29 |
| 1 Perry | 1-4 | 1-2 | 5-7 | 1-2-3 | 3 | 8 | 2 | 1 | 0 | 2 | 23 |
| 10 Stefanovic | 1-4 | 0-3 | 0-0 | 2-1-3 | 2 | 2 | 0 | 3 | 0 | 0 | 15 |
| 12 Mack | 0-0 | 0-0 | 2-2 | 0-0-0 | 1 | 2 | 2 | 3 | 0 | 0 | 10 |
| 15 Mara | 0-0 | 0-0 | 0-0 | 0-0-0 | 1 | 0 | 0 | 0 | 0 | 0 | 5 |
| 24 Kyle | 2-5 | 0-0 | 2-4 | 0-4-4 | 2 | 6 | 0 | 1 | 2 | 0 | 15 |
| TEAM | | | | 1-1-2 | | | | | | | |
| Totals | 20-55 | 5-23 | 19-27 | 14-20-34 | 24 | 64 | 13 | 21 | 3 | 12 | 200 |
| 1st | 41 | 31 | 72 | | | 51.0 | 40.0 | | | 69.6 | |
| 2nd | 30 | 34 | 64 | | | 36.4 | 21.7 | | | 70.4 | |

Points in the Paint-UNM 36, UCLA 24; Points off Turnovers-UNM 21, UCLA 15
2nd Chance Points-UNM 2, UCLA 12; Fast Break Points-UNM 17, UCLA 10
Bench Points-UNM 27, UCLA 18. Score Tied-1 time. Lead changed-0 times.
Largest lead-UNM by 16 2nd-14:29, UCLA - none.
UNM led for 39:31, UCLA led for 0:00, Game tied 0:29.
Officials: Paul Szelc, Mike Reed, Keith Kimble
Technical: none

NEW MEXICO TAMU-CC

100
81

GAME #3
Nov. 12, 2024
The Pit (11,160)
Albuquerque, NM

| TAMU-CC (1-2) | FG | 3FG | FT | O-D-T | PF | TP | A | TO | BS | S | MP |
|-----------------|-------|------|-------|----------|----|------|------|----|----|------|-----|
| 6 S.Williams* | 4-8 | 0-0 | 0-2 | 3-3-6 | 2 | 8 | 0 | 1 | 0 | 1 | 19 |
| 12 Dease* | 5-6 | 0-1 | 1-2 | 2-5-7 | 1 | 11 | 7 | 4 | 0 | 0 | 27 |
| 33 Clark* | 5-8 | 1-2 | 8-9 | 1-4-5 | 3 | 19 | 1 | 2 | 0 | 0 | 29 |
| 2 Roberts* | 2-6 | 2-5 | 0-0 | 0-2-2 | 2 | 6 | 0 | 1 | 1 | 0 | 18 |
| 10 L.Williams* | 2-5 | 0-0 | 1-5 | 0-3-3 | 3 | 5 | 3 | 2 | 1 | 1 | 20 |
| 0 Torbor | 0-0 | 0-0 | 0-0 | 0-0-0 | 1 | 0 | 0 | 1 | 0 | 1 | 3 |
| 1 Wright-Forde | 3-5 | 0-0 | 3-5 | 0-2-2 | 3 | 9 | 2 | 3 | 1 | 0 | 15 |
| 3 Villegas | 0-0 | 0-0 | 0-0 | 0-0-0 | 0 | 0 | 0 | 0 | 0 | 0 | 4 |
| 4 Parker | 0-4 | 0-4 | 1-2 | 0-1-1 | 3 | 1 | 4 | 3 | 0 | 1 | 12 |
| 5 Dennis | 3-3 | 1-1 | 0-2 | 0-0-0 | 2 | 7 | 2 | 0 | 0 | 0 | 10 |
| 13 Jackson | 4-5 | 0-0 | 1-4 | 0-5-5 | 4 | 9 | 1 | 0 | 1 | 1 | 22 |
| 21 Walker | 0-1 | 0-0 | 0-0 | 0-1-1 | 2 | 0 | 0 | 2 | 0 | 1 | 7 |
| 24 Potter | 1-4 | 1-3 | 3-4 | 0-0-0 | 0 | 6 | 0 | 3 | 0 | 1 | 14 |
| TEAM | | | | 3-4-7 | | | | | | | |
| Totals | 29-55 | 5-16 | 18-35 | 9-30-39 | 26 | 81 | 20 | 22 | 4 | 7 | 200 |
| UNM (3-0) | FG | 3FG | FT | O-D-T | PF | TP | A | TO | BS | S | MP |
| 8 Borovicainin* | 0-5 | 0-2 | 0-0 | 1-0-1 | 2 | 0 | 0 | 1 | 0 | 0 | 14 |
| 22 Amzli* | 3-9 | 1-5 | 5-6 | 2-5-7 | 3 | 12 | 2 | 4 | 2 | 2 | 27 |
| 23 Joseph* | 5-6 | 0-0 | 0-3 | 3-6-9 | 4 | 10 | 2 | 1 | 2 | 2 | 16 |
| 2 Dent* | 7-10 | 1-1 | 10-14 | 0-0-0 | 2 | 25 | 10 | 0 | 0 | 2 | 30 |
| 3 Washington* | 5-12 | 1-4 | 4-7 | 3-2-5 | 3 | 15 | 2 | 1 | 0 | 2 | 31 |
| 0 Noland | 1-7 | 1-5 | 2-2 | 0-3-3 | 5 | 5 | 1 | 3 | 0 | 3 | 16 |
| 1 Appelhans | 1-1 | 1-1 | 0-0 | 0-2-2 | 0 | 3 | 0 | 0 | 0 | 1 | 10 |
| 4 Dotson | 6-7 | 3-4 | 3-4 | 0-1-1 | 2 | 18 | 3 | 1 | 0 | 2 | 15 |
| 6 Atiki | 4-4 | 0-0 | 1-3 | 1-4-5 | 2 | 9 | 2 | 0 | 5 | 0 | 21 |
| 7 Sacko | 1-1 | 1-1 | 0-0 | 0-1-1 | 4 | 3 | 0 | 1 | 0 | 1 | 14 |
| 11 Webb | 0-0 | 0-0 | 0-0 | 0-1-1 | 0 | 0 | 0 | 1 | 0 | 0 | 4 |
| 24 Milicevic | 0-0 | 0-0 | 0-0 | 0-0-0 | 1 | 0 | 0 | 0 | 0 | 0 | 2 |
| TEAM | | | | 1-1-2 | | | | | | | |
| Totals | 33-62 | 9-23 | 25-39 | 11-26-37 | 28 | 100 | 22 | 14 | 9 | 15 | 200 |
| 1st | 34 | 47 | 81 | | | 50.7 | 31.3 | | | 51.4 | |
| 2nd | 49 | 51 | 100 | | | 53.2 | 39.1 | | | 64.1 | |

Points in the Paint-TAMUCC 38, UNM 48; Points off Turnovers-TAMUCC 16, UNM 31
2nd Chance Points-TAMUCC 8, UNM 2; Fast Break Points-TAMUCC 14, UNM 25
Bench Points-TAMUCC 32, UNM 38. Score Tied-3 times. Lead changed-3 times.
Largest lead-TAMUCC by 2 1st-19:34, UNM by 21 2nd-12:58.
TAMUCC led for 2:28, UNM led for 35:42, Game tied 1:50.
Officials: Bianca Burns, Scott Arbogast, Galen Durant
Technical: UNM-Dent

#22 ST. JOHN'S NEW MEXICO

85



2024-25 LOBO BASKETBALL

NEW MEXICO TEXAS SOUTHERN 68

GAME #6
Nov. 24, 2024
The Pit (11,286)
Albuquerque, NM

| TXSO (1-5) | FG | 3FG | FT | O-D-T | PF | TP | A | TO | BS | S | MP |
|------------------|-------|-------|-------|----------|----|------|------|------|----|----|-----|
| 1 Hunter* | 4-12 | 0-0 | 0-0 | 1-4-5 | 4 | 8 | 0 | 1 | 2 | 1 | 30 |
| 0 Jackson-Posey* | 1-3 | 1-3 | 0-0 | 0-3-3 | 2 | 3 | 1 | 2 | 0 | 0 | 11 |
| 2 McClain* | 6-12 | 2-5 | 11- | 0-1-1 | 3 | 15 | 6 | 5 | 0 | 0 | 28 |
| 7 Hayes* | 2-7 | 2-2 | 4-4 | 1-0-1 | 0 | 10 | 3 | 1 | 0 | 1 | 25 |
| 23 Posey* | 1-2 | 0-0 | 0-0 | 0-1-1 | 5 | 2 | 0 | 2 | 0 | 0 | 14 |
| 5 Wysinger | 2-4 | 1-1 | 7-8 | 0-4-4 | 0 | 12 | 2 | 1 | 0 | 0 | 16 |
| 8 Anderson | 1-4 | 0-0 | 1-2 | 0-2-2 | 1 | 3 | 1 | 1 | 0 | 1 | 22 |
| 12 Morte | 2-5 | 1-2 | 0-0 | 0-4-4 | 2 | 5 | 1 | 0 | 0 | 0 | 13 |
| 14 Granger | 2-3 | 2-3 | 0-0 | 1-2-3 | 1 | 6 | 0 | 1 | 0 | 1 | 17 |
| 20 Koureissi | 2-6 | 0-1 | 0-2 | 3-4-7 | 0 | 4 | 0 | 3 | 1 | 0 | 19 |
| 32 Farooq | 0-1 | 0-1 | 0-0 | 0-0-0 | 0 | 0 | 0 | 1 | 0 | 0 | 6 |
| TEAM | | | | 3-2-5 | | | | | | | |
| Totals | 23-59 | 9-18 | 13-17 | 9-27-36 | 19 | 68 | 14 | 20 | 3 | 4 | 200 |
| UNM (5-1) | FG | 3FG | FT | O-D-T | PF | TP | A | TO | BS | S | MP |
| 22 Amzli* | 6-15 | 2-6 | 4-6 | 0-2-2 | 1 | 18 | 1 | 0 | 0 | 0 | 29 |
| 23 Joseph* | 2-4 | 0-1 | 4-6 | 1-7-8 | 3 | 8 | 1 | 2 | 3 | 2 | 23 |
| 0 Noland* | 3-6 | 0-2 | 0-1 | 2-6-8 | 2 | 6 | 1 | 1 | 0 | 2 | 21 |
| 2 Dent* | 4-9 | 0-1 | 3-4 | 1-1-2 | 2 | 11 | 5 | 0 | 1 | 1 | 25 |
| 3 Washington* | 8-13 | 3-4 | 0-1 | 5-5-10 | 1 | 19 | 3 | 1 | 0 | 4 | 28 |
| 1 Appelhans* | 1-3 | 1-2 | 0-0 | 0-0-0 | 0 | 3 | 2 | 0 | 2 | 1 | 14 |
| 4 Dotson | 3-6 | 3-5 | 1-2 | 0-0-0 | 1 | 10 | 2 | 0 | 0 | 0 | 15 |
| 6 Atiki | 2-4 | 0-0 | 0-0 | 2-0-2 | 0 | 4 | 1 | 1 | 2 | 0 | 13 |
| 7 Sacko | 2-3 | 0-1 | 0-0 | 1-0-1 | 2 | 4 | 0 | 1 | 1 | 0 | 5 |
| 8 Borovicinan | 5-6 | 1-2 | 0-0 | 0-4-4 | 2 | 11 | 2 | 1 | 0 | 0 | 10 |
| 11 Webb | 1-2 | 0-0 | 0-1 | 1-1-2 | 1 | 2 | 0 | 0 | 0 | 0 | 8 |
| 24 Milicevic | 1-4 | 1-3 | 0-0 | 0-1-1 | 1 | 3 | 1 | 0 | 0 | 0 | 10 |
| TEAM | | | | 1-2-3 | | | | | | | |
| Totals | 38-75 | 11-27 | 12-21 | 14-29-43 | 16 | 99 | 19 | 7 | 9 | 10 | 200 |
| 1st | 31 | 37 | 68 | | | FG% | 3FG% | FT% | | | |
| Texas Southern | 31 | 37 | 68 | | | 39.0 | 50.0 | 76.5 | | | |
| New Mexico | 38 | 61 | 99 | | | 50.7 | 40.7 | 57.1 | | | |

Points in the Paint-TXSO 18, UNM 52; Points off Turnovers-TXSO 2, UNM 30
2nd Chance Points-TXSO 6, UNM 24; Fast Break Points-TXSO 14, UNM 29
Bench Points-TXSO 30, UNM 37. Score Tied-2 times. Lead changed-2 times.
Largest lead-TXSO by 2 1st-2:27, UNM by 39 2nd-3:31.
TXSO led for 0:32, UNM led for 37:13. Game tied 2:15.
Officials: Tommy Nunez, Crystal Hogan, Daniel Nguyen
Technical: UNM-Washington; TXSO-Coach Jones, Posey

ARIZONA STATE NEW MEXICO 82

GAME #7
Nov. 28, 2024
Acrisure Arena (732)
Palm Desert, CA

| ASU (6-1) | FG | 3FG | FT | O-D-T | PF | TP | A | TO | BS | S | MP |
|---------------|-------|------|-------|----------|----|------|------|------|----|---|-----|
| 8 Jhjad* | 5-9 | 3-4 | 7-10 | 2-4-6 | 4 | 20 | 0 | 1 | 0 | 1 | 26 |
| 21 Quintance* | 2-8 | 0-1 | 0-3 | 4-4-8 | 2 | 4 | 1 | 1 | 3 | 1 | 29 |
| 1 Mason* | 3-8 | 1-2 | 4-4 | 0-3-3 | 4 | 11 | 5 | 1 | 1 | 1 | 33 |
| 10 Freeman* | 4-6 | 1-3 | 7-8 | 0-3-3 | 2 | 16 | 3 | 2 | 0 | 1 | 28 |
| 44 Miller* | 3-6 | 2-3 | 0-0 | 0-1-1 | 2 | 8 | 2 | 2 | 0 | 1 | 28 |
| 3 Sanon | 1-11 | 2-5 | 5-5 | 1-1-2 | 1 | 19 | 3 | 1 | 0 | 0 | 32 |
| 5 Ali | 6-4 | 0-1 | 0-0 | 0-1-1 | 2 | 2 | 1 | 0 | 0 | 0 | 11 |
| 9 Phillips | 2-3 | 0-0 | 1-2 | 0-4-4 | 4 | 5 | 1 | 1 | 0 | 0 | 14 |
| TEAM | | | | 2-4-6 | | | | | | | |
| Totals | 26-55 | 9-19 | 24-32 | 9-25-34 | 22 | 85 | 16 | 10 | 4 | 5 | 200 |
| UNM (5-2) | FG | 3FG | FT | O-D-T | PF | TP | A | TO | BS | S | MP |
| 22 Amzli* | 6-16 | 3-9 | 13-14 | 3-5-8 | 4 | 28 | 0 | 2 | 0 | 0 | 35 |
| 23 Joseph* | 1-3 | 0-0 | 1-1 | 2-5-7 | 4 | 3 | 1 | 5 | 0 | 1 | 25 |
| 0 Noland* | 4-7 | 3-3 | 2-2 | 0-4-4 | 3 | 13 | 2 | 1 | 0 | 2 | 30 |
| 2 Dent* | 9-21 | 0-1 | 12-15 | 0-1-1 | 2 | 30 | 7 | 0 | 1 | 0 | 35 |
| 3 Washington | 1-8 | 0-3 | 0-0 | 3-2-5 | 4 | 2 | 0 | 0 | 0 | 2 | 27 |
| 1 Appelhans* | 0-0 | 0-0 | 0-0 | 0-1-1 | 0 | 0 | 0 | 0 | 0 | 0 | 5 |
| 4 Dotson | 0-0 | 0-0 | 0-0 | 0-0-0 | 0 | 0 | 0 | 0 | 0 | 0 | 5 |
| 6 Atiki | 1-2 | 0-0 | 0-0 | 1-4-5 | 4 | 2 | 0 | 0 | 2 | 0 | 15 |
| 7 Sacko | 0-1 | 0-0 | 0-0 | 0-1-1 | 1 | 0 | 0 | 2 | 0 | 0 | 5 |
| 8 Borovicinan | 2-5 | 0-0 | 0-0 | 1-0-1 | 3 | 4 | 0 | 1 | 0 | 1 | 16 |
| 24 Milicevic | 0-0 | 0-0 | 0-0 | 0-0-0 | 1 | 0 | 0 | 0 | 0 | 0 | 2 |
| TEAM | | | | 4-1-5 | | | | | | | |
| Totals | 24-63 | 6-16 | 28-32 | 14-24-38 | 26 | 82 | 10 | 11 | 3 | 6 | 200 |
| 1st | 34 | 51 | 85 | | | FG% | 3FG% | FT% | | | |
| Arizona State | 34 | 51 | 85 | | | 47.3 | 47.4 | 75.0 | | | |
| New Mexico | 37 | 45 | 82 | | | 38.1 | 37.5 | 87.5 | | | |

Points in the Paint-ASU 26, UNM 34; Points off Turnovers-ASU 15, UNM 13
2nd Chance Points-ASU 10, UNM 8; Fast Break Points-ASU 5, UNM 7
Bench Points-ASU 26, UNM 6. Score Tied-10 times. Lead changed-7 times.
Largest lead-ASU by 13 1st-5:48, UNM by 9 2nd-15:18.
ASU led for 18:09, UNM led for 17:08. Game tied 4:43.
Officials: Terry Oglesby, Bill Vinovich, Alexander Thompson
Technical: ASU-Phillips, Coach Hurley

NEW MEXICO USC 83

GAME #8
Nov. 29, 2024
Acrisure Arena (310)
Palm Desert, CA

| USC (5-3) | FG | 3FG | FT | O-D-T | PF | TP | A | TO | BS | S | MP |
|---------------|-------|------|-------|----------|----|------|------|------|----|----|-----|
| 0 Thomas* | 4-7 | 1-4 | 0-0 | 0-7-7 | 2 | 9 | 5 | 5 | 0 | 3 | 37 |
| 5 Williams* | 3-6 | 2-4 | 3-4 | 0-4-4 | 0 | 11 | 2 | 1 | 0 | 1 | 27 |
| 33 Cohen* | 6-9 | 0-0 | 2-3 | 1-0-1 | 2 | 14 | 0 | 0 | 0 | 0 | 17 |
| 1 Claude* | 5-9 | 1-1 | 2-2 | 0-2-2 | 2 | 13 | 2 | 3 | 0 | 3 | 32 |
| 7 Agbo* | 4-12 | 3-6 | 2-2 | 2-5-7 | 5 | 13 | 2 | 3 | 0 | 2 | 40 |
| 2 Elchim | 0-0 | 0-0 | 0-0 | 0-2-2 | 1 | 0 | 0 | 1 | 0 | 0 | 9 |
| 3 Knowling | 1-4 | 0-0 | 0-0 | 1-1-2 | 2 | 2 | 0 | 0 | 0 | 0 | 11 |
| 4 Pope | 0-0 | 0-0 | 0-0 | 0-0-0 | 1 | 0 | 0 | 0 | 0 | 0 | 0+ |
| 6 Yates | 0-2 | 0-1 | 0-0 | 1-0-1 | 0 | 0 | 1 | 1 | 0 | 0 | 6 |
| 8 Patton | 3-4 | 0-0 | 1-3 | 1-2-3 | 2 | 7 | 0 | 0 | 0 | 1 | 7 |
| 9 Shelley | 0-1 | 0-1 | 1-2 | 0-0-0 | 1 | 1 | 1 | 0 | 0 | 0 | 6 |
| 12 Agee | 1-1 | 0-0 | 1-2 | 0-0-0 | 0 | 3 | 0 | 1 | 0 | 0 | 8 |
| TEAM | | | | 2-1-3 | | | | | | | |
| Totals | 27-55 | 7-17 | 12-18 | 8-24-32 | 18 | 73 | 13 | 16 | 0 | 11 | 200 |
| UNM (6-2) | FG | 3FG | FT | O-D-T | PF | TP | A | TO | BS | S | MP |
| 22 Amzli* | 3-6 | 1-2 | 3-5 | 1-2-3 | 0 | 10 | 0 | 3 | 0 | 1 | 29 |
| 23 Joseph* | 5-8 | 0-0 | 5-6 | 4-2-6 | 2 | 15 | 1 | 2 | 2 | 0 | 26 |
| 0 Noland* | 3-8 | 0-4 | 0-4 | 0-3-3 | 3 | 6 | 0 | 1 | 0 | 2 | 23 |
| 2 Dent* | 6-12 | 1-2 | 4-4 | 1-5-6 | 1 | 17 | 11 | 4 | 1 | 1 | 36 |
| 3 Washington* | 7-12 | 3-7 | 3-4 | 1-3-4 | 1 | 20 | 4 | 3 | 0 | 2 | 32 |
| 1 Appelhans* | 3-7 | 2-5 | 1-1 | 1-0-1 | 1 | 9 | 0 | 0 | 0 | 0 | 17 |
| 4 Dotson | 0-0 | 0-0 | 0-0 | 0-0-0 | 2 | 0 | 0 | 0 | 0 | 0 | 4 |
| 6 Atiki | 2-2 | 0-0 | 0-0 | 0-3-3 | 1 | 4 | 0 | 0 | 2 | 0 | 12 |
| 8 Borovicinan | 0-1 | 0-0 | 0-0 | 0-0-0 | 0 | 0 | 0 | 0 | 0 | 1 | 8 |
| 11 Webb | 0-0 | 0-0 | 0-0 | 0-0-0 | 2 | 0 | 0 | 1 | 0 | 0 | 2 |
| 24 Milicevic | 1-2 | 0-0 | 0-0 | 1-1-2 | 1 | 2 | 1 | 0 | 0 | 1 | 11 |
| TEAM | | | | 2-2-4 | | | | | | | |
| Totals | 30-58 | 7-21 | 16-24 | 11-21-32 | 14 | 83 | 17 | 14 | 5 | 8 | 200 |
| 1st | 30 | 43 | 73 | | | FG% | 3FG% | FT% | | | |
| USC | 30 | 43 | 73 | | | 49.1 | 41.2 | 66.7 | | | |
| New Mexico | 39 | 44 | 83 | | | 51.7 | 33.3 | 66.7 | | | |

Points in the Paint-USC 38, UNM 40; Points off Turnovers-USC 16, UNM 17
2nd Chance Points-USC 9, UNM 12; Fast Break Points-USC 8, UNM 12
Bench Points-USC 13, UNM 15. Score Tied-1 time. Lead changed-4 times.
Largest lead-USC by 4 1st-17:35, UNM by 20 2nd-5:58.
USC led for 2:21, UNM led for 35:59, Game tied 1:40.
Officials: John Hampton, Michael Greenstein, Bill Vinovich
Technical: none

NEW MEXICO SAN JOSE ST 77

GAME #9
Dec. 4, 2024
The Pit (10,658)
Albuquerque, NM

| SJSU (4-6, 0-1) | FG | 3FG | FT | O-D-T | PF | TP | A | TO | BS | S | MP |
|-----------------|-------|-------|-------|----------|----|------|------|------|----|---|-----|
| 22 Valhola* | 3-3 | 0-0 | 4-6 | 3-8-11 | 2 | 10 | 3 | 3 | 4 | 0 | 23 |
| 0 Yap* | 0-7 | 0-4 | 0-0 | 1-4-5 | 4 | 0 | 4 | 2 | 0 | 0 | 33 |
| 1 McClendon* | 6-12 | 4-7 | 4-4 | 0-1-1 | 2 | 20 | 2 | 0 | 1 | 1 | 35 |
| 6 Hall* | 3-13 | 0-2 | 2-3 | 1-5-6 | 4 | 8 | 2 | 2 | 0 | 2 | 30 |
| 9 Udjuje* | 8-14 | 3-4 | 3-3 | 0-1-1 | 3 | 22 | 1 | 3 | 0 | 3 | 35 |
| 5 Davis | 1-3 | 0-1 | 4-5 | 1-2-3 | 2 | 6 | 0 | 0 | 0 | 0 | 27 |
| 13 Washington | 1-2 | 1-1 | 0-0 | 0-0-0 | 1 | 3 | 1 | 1 | 0 | 0 | 10 |
| 24 NgaNga | 3-3 | 2-2 | 0-0 | 0-1-1 | 4 | 8 | 0 | 1 | 0 | 1 | 7 |
| TEAM | | | | 1-2-3 | | | | | | | |
| Totals | 25-56 | 10-21 | 17-21 | 7-24-31 | 22 | 77 | 13 | 10 | 7 | 6 | 200 |
| UNM (7-2, 1-0) | FG | 3FG | FT | O-D-T | PF | TP | A | TO | BS | S | MP |
| 22 Amzli* | 6-12 | 1-3 | 6-9 | 5-4-9 | 2 | 19 | 3 | 0 | 2 | 1 | 37 |
| 23 Joseph* | 5-11 | 0-0 | 6-6 | 2-8-10 | 3 | 16 | 2 | 2 | 0 | 1 | 35 |
| 1 Appelhans* | 1-5 | 1-4 | 0-0 | 0-2-2 | 0 | 3 | 1 | 0 | 1 | 0 | 19 |
| 2 Dent* | 6-16 | 1-2 | 7-10 | 0-3-3 | 2 | 20 | 5 | 4 | 1 | 1 | 38 |
| 3 Washington* | 5-13 | 3-7 | 0-0 | 2-3-5 | 0 | 13 | 2 | 2 | 0 | 0 | 31 |
| 4 Dotson | 0-0 | 0-0 | 0-0 | 0-0-0 | 1 | 0 | 1 | 0 | 0 | 0 | 2 |
| 6 Atiki | 1-2 | 0-0 | 1-2 | 1-0-1 | 2 | 3 | 0 | 0 | 0 | 2 | 5 |
| 7 Sacko | 0-1 | 0-0 | 0-2 | 0-0-0 | 0 | 0 | 0 | 0 | 0 | 1 | 2 |
| 8 Borovicinan | 4-5 | 1-1 | 0-1 | 1-6-7 | 2 | 9 | 3 | 0 | 0 | 1 | 31 |
| 24 Milicevic | 0-0 | 0-0 | 0-0 | 0-0-0 | 1 | 0 | 0 | 0 | 0 | 0 | 1 |
| TEAM | | | | 5-0-5 | | | | | | | |
| Totals | 28-65 | 7-17 | 20-30 | 16-26-42 | 13 | 83 | 17 | 9 | 4 | 7 | 200 |
| 1st | 38 | 39 | 77 | | | FG% | 3FG% | FT% | | | |
| San Jose State | 38 | 39 | 77 | | | 44.6 | 47.6 | 81.0 | | | |
| New Mexico | 39 | 44 | 83 | | | 43.1 | 41.2 | 66.7 | | | |

Points in the Paint-SJSU 30, UNM 40; Points off Turnovers-SJSU 9, UNM 6
2nd Chance Points-SJSU 5, UNM 8; Fast Break Points-SJSU 9, UNM 12
Bench Points-SJSU 17, UNM 12. Score Tied-5 times. Lead changed-15 times.
Largest lead-SJSU by 13 1st-14:59, UNM by 6 2nd-0:03.
SJSU led for 31:16, UNM led for 5:17. Game tied 3:27.
Officials: Nate Harris, Randy Richardson, Kevin Brill
Technical: none

NEW MEXICO ST. NEW MEXICO 83 OT

GAME #10
Dec. 7, 2024
The Pit (15,411)
Albuquerque, NM

| NMSU (4-5) | FG | 3FG | FT | O-D-T | PF | TP | A | TO | BS | S | MP |
|------------------|-------|-------|-------|----------|----|------|------|----|------|---|-----|
| 12 Filipovity* | 3-8 | 0-4 | 1-2 | 2-6-8 | 3 | 7 | 0 | 6 | 0 | 0 | 8 |
| 19 N.Tshimanga* | 0-1 | 0-0 | 0-0 | 0-3-3 | 3 | 0 | 0 | 0 | 1 | 0 | 8 |
| 0 Bostick* | 7-12 | 0-2 | 3-7 | 0-8-8 | 1 | 17 | 5 | 3 | 0 | 1 | 39 |
| 2 Jackson* | 3-7 | 2-4 | 2-2 | 1-2-3 | 5 | 10 | 7 | 2 | 0 | 0 | 29 |
| 3 Cook* | 8-13 | 6-9 | 5-6 | 1-4-5 | 1 | 27 | 3 | 0 | 1 | 0 | 39 |
| 1 Pickens | 0-1 | 0-0 | 0-0 | 0-0-0 | 0 | 0 | 2 | 3 | 0 | 0 | 9 |
| 5 Cherentant | 0-0 | 0-0 | 0-0 | 0-0-0 | 0 | 0 | 0 | 0 | 0 | 0 | 1 |
| 13 Harris | 1-2 | 0-0 | 0-0 | 1-0-1 | 1 | 2 | 0 | 1 | 0 | 1 | 19 |
| 21 Carpenter | 7-14 | 6-12 | 0-0 | 0-8-8 | 2 | 20 | 1 | 0 | 1 | 2 | 30 |
| 25 E.Tshimanga | 3-4 | 0-0 | 0-0 | 2-2-4 | 4 | 6 | 0 | 1 | 0 | 0 | 16 |
| TEAM | | | | 1-4-5 | | | | | | | |
| Totals | 32-62 | 14-31 | 11-17 | 8-37-45 | 20 | 89 | 18 | 17 | 3 | 4 | 225 |
| UNM (7-3) | FG | 3FG | FT | O-D-T | PF | TP | A | TO | BS | S | MP |
| 22 Anzili* | 2-6 | 2-11 | 4-4 | 5-3-8 | 3 | 10 | 2 | 0 | 0 | 2 | 38 |
| 23 Joseph* | 7-17 | 0-1 | 2-5 | 7-10-17 | 1 | 16 | 2 | 1 | 2 | 4 | 37 |
| 0 Noland* | 3-12 | 1-6 | 0-0 | 0-0-0 | 3 | 7 | 3 | 1 | 0 | 2 | 31 |
| 2 Dent* | 5-12 | 0-0 | 5-8 | 1-2-3 | 3 | 15 | 4 | 2 | 1 | 0 | 37 |
| 3 Washington* | 3-9 | 2-4 | 0-0 | 3-2-5 | 2 | 8 | 1 | 1 | 1 | 0 | 21 |
| 1 Appelhans | 5-7 | 4-6 | 0-0 | 0-0-0 | 0 | 14 | 1 | 0 | 0 | 0 | 16 |
| 4 Dotson | 2-6 | 1-3 | 1-2 | 1-1-2 | 4 | 6 | 3 | 0 | 0 | 0 | 17 |
| 7 Sacko | 1-1 | 0-0 | 0-0 | 0-1-1 | 0 | 2 | 0 | 0 | 1 | 1 | 8 |
| 8 Borovicanin | 1-2 | 0-1 | 0-2 | 2-3-5 | 1 | 2 | 1 | 1 | 0 | 0 | 13 |
| 24 Milicevic | 1-2 | 0-0 | 1-1 | 1-0-1 | 1 | 3 | 0 | 0 | 0 | 0 | 7 |
| TEAM | | | | 1-1-1 | | | | | | | |
| Totals | 30-84 | 10-32 | 13-22 | 23-32-46 | 18 | 83 | 17 | 6 | 5 | 9 | 225 |
| | 1st | 2nd | OT | Total | | FG% | 3FG% | | | | |
| New Mexico State | 47 | 26 | 16 | 89 | | 51.6 | 45.2 | | 64.7 | | |
| New Mexico | 38 | 35 | 10 | 83 | | 35.7 | 31.3 | | 59.1 | | |



2024-25 LOBO BASKETBALL

NEW MEXICO VCU

78
71

GAME #12
Dec. 18, 2024
The Pit (11,483)
Albuquerque, NM

| VCU (9-3) | FG | 3FG | FT | O-D-T | PF | TP | A | TO | BS | S | MP |
|----------------|-------|-------|-------|----------|----|------|------|------|----|---|-----|
| 21 Fermin* | 0-0 | 0-0 | 0-0 | 0-2-2 | 4 | 0 | 2 | 0 | 1 | 0 | 21 |
| 1 Russell* | 3-7 | 1-3 | 6-7 | 1-3-4 | 4 | 13 | 1 | 2 | 0 | 1 | 23 |
| 4 Clark* | 0-5 | 0-3 | 0-0 | 1-3-4 | 3 | 0 | 1 | 0 | 0 | 1 | 17 |
| 11 Shulga* | 6-11 | 3-7 | 5-7 | 0-1-1 | 2 | 20 | 0 | 3 | 0 | 2 | 35 |
| 22 Bamisile* | 4-11 | 2-7 | 2-3 | 0-4-4 | 0 | 12 | 2 | 1 | 1 | 2 | 25 |
| 0 Jennings | 2-2 | 0-0 | 0-1 | 0-1-1 | 1 | 4 | 2 | 1 | 1 | 1 | 10 |
| 2 Jackson | 4-9 | 2-6 | 0-1 | 0-2-2 | 3 | 10 | 2 | 1 | 0 | 1 | 25 |
| 5 Billups | 1-4 | 1-4 | 0-0 | 0-2-2 | 0 | 3 | 1 | 0 | 0 | 0 | 14 |
| 6 Hill | 1-3 | 1-1 | 0-0 | 0-0-0 | 0 | 3 | 0 | 1 | 0 | 0 | 5 |
| 8 Belle | 3-4 | 0-0 | 0-5 | 1-4-5 | 1 | 6 | 2 | 0 | 0 | 0 | 15 |
| 9 Bamgboye | 0-1 | 0-0 | 0-0 | 1-1-2 | 3 | 0 | 0 | 1 | 3 | 0 | 12 |
| TEAM | | | | 3-3-6 | | | | | | | |
| Totals | 24-57 | 10-31 | 13-24 | 7-26-33 | 21 | 71 | 13 | 12 | 6 | 8 | 200 |
| UNM (10-3) | FG | 3FG | FT | O-D-T | PF | TP | A | TO | BS | S | MP |
| 8 Borovicanin* | 1-6 | 0-1 | 0-0 | 0-4-3 | 3 | 2 | 0 | 1 | 0 | 0 | 33 |
| 22 Amzli* | 5-12 | 0-2 | 5-7 | 2-6-8 | 0 | 15 | 0 | 0 | 0 | 1 | 34 |
| 23 Joseph* | 5-11 | 0-0 | 5-8 | 6-5-11 | 2 | 15 | 1 | 4 | 1 | 2 | 31 |
| 0 Noland* | 0-2 | 0-2 | 0-0 | 0-3-3 | 5 | 0 | 1 | 1 | 0 | 0 | 17 |
| 2 Dent* | 14-26 | 2-4 | 10-11 | 0-5-5 | 1 | 40 | 4 | 3 | 0 | 1 | 39 |
| 1 Appelhans | 1-2 | 1-1 | 1-2 | 0-1-1 | 5 | 4 | 0 | 1 | 0 | 0 | 17 |
| 4 Dotson | 1-4 | 0-0 | 0-3-3 | 0-0-0 | 0 | 2 | 0 | 1 | 0 | 2 | 15 |
| 6 Atiki | 0-1 | 0-0 | 0-2 | 0-0-0 | 2 | 0 | 0 | 0 | 0 | 1 | 9 |
| 24 Milicevic | 0-0 | 0-0 | 0-0 | 0-1-1 | 1 | 0 | 0 | 0 | 0 | 0 | 6 |
| TEAM | | | | 3-3-6 | | | | | | | |
| Totals | 27-64 | 3-11 | 21-30 | 16-31-47 | 19 | 78 | 6 | 11 | 1 | 7 | 200 |
| VCU | | 1st | 2nd | Total | | FG% | 3FG% | FT% | | | |
| New Mexico | | 30 | 41 | 71 | | 42.1 | 32.3 | 54.2 | | | |
| | | 37 | 41 | 78 | | 42.2 | 27.3 | 70.0 | | | |

Points in the Paint-VCU 26, UNM 44; Points off Turnovers-VCU 8, UNM 15
2nd Chance Points-VCU 8, UNM 16; Fast Break Points-VCU 12, UNM 11
Bench Points-VCU 26, UNM 6. Score Tied-0 times. Lead changed-2 times.
Largest lead-VCU by 1 1st-12:20, UNM by 15 2nd-15:43.
VCU led for 1:09, UNM led for 38:22. Game tied 0:29.
Officials: Mike Reed, Verne Harris, Amy Bonner
Technical: none

NEW MEXICO COLORADO ST.

76
68

GAME #13
Dec. 28, 2024
Moby Arena (4,772)
Fort Collins, CO

| UNM (10-3, 2-0) | FG | 3FG | FT | O-D-T | PF | TP | A | TO | BS | S | MP |
|-------------------|-------|------|-----|----------|----|------|------|-------|----|----|-----|
| 8 Borovicanin* | 4-4 | 2-2 | 0-1 | 1-3-4 | 3 | 10 | 1 | 1 | 1 | 4 | 24 |
| 22 Amzli* | 5-10 | 0-2 | 4-4 | 3-2-5 | 4 | 14 | 1 | 1 | 0 | 1 | 31 |
| 23 Joseph* | 4-9 | 0-0 | 1-2 | 2-9-11 | 3 | 9 | 1 | 2 | 0 | 0 | 24 |
| 2 Dent* | 7-16 | 0-1 | 0-0 | 0-2-2 | 1 | 14 | 6 | 3 | 0 | 0 | 36 |
| 3 Washington* | 0-7 | 0-3 | 2-2 | 1-1-2 | 1 | 2 | 1 | 1 | 0 | 1 | 20 |
| 0 Noland | 5-7 | 1-2 | 0-0 | 1-3-4 | 1 | 11 | 1 | 4 | 0 | 0 | 20 |
| 1 Appelhans | 1-2 | 1-2 | 0-0 | 1-0-1 | 1 | 3 | 1 | 0 | 0 | 2 | 16 |
| 4 Dotson | 2-4 | 2-2 | 0-0 | 0-0-0 | 1 | 6 | 0 | 0 | 0 | 2 | 4 |
| 6 Atiki | 1-2 | 0-0 | 0-0 | 0-0-0 | 0 | 2 | 0 | 0 | 0 | 0 | 9 |
| 24 Milicevic | 2-2 | 1-1 | 0-0 | 0-0-0 | 0 | 5 | 1 | 0 | 0 | 0 | 16 |
| TEAM | | | | 2-1-3 | | | | | | | |
| Totals | 31-63 | 7-15 | 7-9 | 11-21-32 | 15 | 76 | 13 | 12 | 1 | 10 | 200 |
| CSU (7-6, 1-1) | FG | 3FG | FT | O-D-T | PF | TP | A | TO | BS | S | MP |
| 0 Evans* | 3-7 | 2-4 | 2-2 | 1-3-4 | 1 | 10 | 3 | 3 | 1 | 1 | 32 |
| 10 Clifford* | 7-17 | 0-5 | 3-3 | 3-4-7 | 2 | 17 | 6 | 4 | 1 | 3 | 38 |
| 15 Lake* | 4-10 | 1-7 | 0-0 | 0-2-2 | 1 | 9 | 2 | 1 | 1 | 2 | 29 |
| 21 Mbemba* | 2-3 | 0-0 | 2-2 | 1-2-3 | 2 | 6 | 1 | 3 | 1 | 1 | 17 |
| 25 Morton* | 2-4 | 0-1 | 1-1 | 2-3-5 | 2 | 5 | 2 | 1 | 1 | 0 | 19 |
| 8 Crocker-Johnson | 1-6 | 1-3 | 0-0 | 0-4-5 | 1 | 13 | 0 | 2 | 0 | 0 | 21 |
| 11 Williams | 0-0 | 0-0 | 0-0 | 0-2-2 | 0 | 0 | 0 | 0 | 0 | 0 | 13 |
| 13 Born | 0-2 | 0-0 | 0-0 | 0-0-0 | 0 | 0 | 1 | 2 | 0 | 1 | 8 |
| 35 Jorgensen | 3-7 | 2-3 | 0-0 | 1-2-3 | 0 | 8 | 4 | 1 | 1 | 1 | 22 |
| TEAM | | | | 0-0-0 | | | | | | | |
| Totals | 27-60 | 6-23 | 8-8 | 12-23-35 | 9 | 68 | 19 | 17 | 6 | 9 | 200 |
| New Mexico | | 1st | 2nd | Total | | FG% | 3FG% | FT% | | | |
| Colorado State | | 41 | 35 | 76 | | 49.2 | 46.7 | 77.8 | | | |
| | | 25 | 43 | 68 | | 45.0 | 26.1 | 100.0 | | | |

Points in the Paint-UNM 40, CSU 40; Points off Turnovers-UNM 16, CSU 12
2nd Chance Points-UNM 7, CSU 16; Fast Break Points-UNM 6, CSU 11
Bench Points-UNM 27, CSU 21. Score Tied-2 times. Lead changed-2 times.
Largest lead-UNM by 21 1st-2:39, CSU by 2 1st-11:22.
UNM led for 35:06, CSU led for 0:26. Game tied 4:28.
Officials: Tommy Nunez, Alfred Smith, Scott Brown
Technical: none

NEW MEXICO FRESNO ST.

103
89

GAME #14
Dec. 31, 2024
Save Mart Center (5,583)
Fresno, CA

| UNM (11-3, 3-0) | FG | 3FG | FT | O-D-T | PF | TP | A | TO | BS | S | MP |
|-----------------|-------|-------|-------|----------|----|------|------|------|----|----|-----|
| 8 Borovicanin* | 1-4 | 0-1 | 1-2 | 1-3-4 | 3 | 3 | 1 | 0 | 1 | 1 | 16 |
| 22 Amzli* | 8-13 | 4-6 | 3-4 | 0-5-5 | 3 | 23 | 1 | 6 | 0 | 0 | 32 |
| 23 Joseph* | 4-6 | 0-0 | 4-4 | 1-11-12 | 3 | 12 | 2 | 1 | 4 | 1 | 31 |
| 2 Dent* | 7-13 | 0-2 | 4-5 | 0-5-5 | 0 | 18 | 6 | 4 | 2 | 5 | 34 |
| 3 Washington* | 6-9 | 2-2 | 0-0 | 0-1-1 | 1 | 14 | 6 | 2 | 0 | 0 | 29 |
| 0 Noland | 11-17 | 1-6 | 0-0 | 1-2-3 | 1 | 23 | 3 | 2 | 0 | 1 | 22 |
| 1 Appelhans | 1-4 | 1-4 | 0-0 | 0-0-0 | 0 | 3 | 0 | 0 | 0 | 0 | 14 |
| 4 Dotson | 2-3 | 1-2 | 0-0 | 0-0-0 | 1 | 5 | 0 | 1 | 0 | 0 | 6 |
| 6 Atiki | 0-0 | 0-0 | 0-0 | 1-2-3 | 2 | 0 | 1 | 0 | 1 | 1 | 5 |
| 7 Sacko | 1-1 | 0-0 | 0-0 | 1-0-1 | 2 | 2 | 1 | 0 | 0 | 0 | 4 |
| 24 Milicevic | 0-0 | 0-0 | 0-0 | 1-1-2 | 3 | 0 | 0 | 0 | 0 | 1 | 8 |
| TEAM | | | | 1-0-1 | | | | | | | |
| Totals | 41-70 | 9-23 | 12-15 | 6-30-36 | 19 | 103 | 21 | 16 | 8 | 10 | 200 |
| FSU (4-10, 0-3) | FG | 3FG | FT | O-D-T | PF | TP | A | TO | BS | S | MP |
| 3 Price* | 3-9 | 0-1 | 9-14 | 5-6-11 | 4 | 15 | 2 | 3 | 3 | 6 | 34 |
| 11 Robinson* | 2-9 | 2-7 | 0-0 | 0-4-4 | 2 | 6 | 1 | 1 | 0 | 0 | 23 |
| 23 Seck* | 0-0 | 0-0 | 0-0 | 0-0-0 | 2 | 0 | 0 | 0 | 0 | 0 | 8 |
| 5 Weaver* | 3-13 | 2-6 | 5-6 | 0-3-3 | 0 | 13 | 2 | 3 | 0 | 0 | 31 |
| 10 Collins* | 8-11 | 1-1 | 3-4 | 1-1-2 | 3 | 20 | 2 | 4 | 0 | 0 | 32 |
| 0 Tremble | 5-7 | 3-3 | 1-2 | 1-0-1 | 2 | 14 | 0 | 2 | 0 | 2 | 18 |
| 6 Bonga | 0-0 | 0-0 | 0-0 | 0-0-0 | 0 | 0 | 0 | 0 | 0 | 0 | 1 |
| 8 Crawford | 3-7 | 0-1 | 0-0 | 0-5-5 | 0 | 6 | 2 | 1 | 0 | 1 | 26 |
| 21 Amunike | 5-11 | 2-3 | 3-5 | 1-1-2 | 2 | 15 | 1 | 0 | 0 | 1 | 27 |
| TEAM | | | | 2-4-6 | | | | | | | |
| Totals | 29-67 | 10-22 | 21-31 | 10-24-34 | 15 | 89 | 10 | 15 | 4 | 10 | 200 |
| New Mexico | | 1st | 2nd | Total | | FG% | 3FG% | FT% | | | |
| Fresno State | | 53 | 50 | 103 | | 58.6 | 39.1 | 80.0 | | | |
| | | 36 | 53 | 89 | | 43.3 | 45.5 | 67.7 | | | |

Points in the Paint-UNM 54, FSU 36; Points off Turnovers-UNM 21, FSU 18
2nd Chance Points-UNM 10, FSU 10; Fast Break Points-UNM 35, FSU 8
Bench Points-UNM 33, FSU 35. Score Tied-0 times. Lead changed-2 times.
Largest lead-UNM by 19 2nd-18:29, FSU by 1 1st-18:23.
UNM led for 39:09, FSU led for 0:30. Game tied 0:21.
Officials: Mike Reed, Nate Harris, Rob Kueneman
Technical: none

NEW MEXICO NEVADA

82
81 OT

GAME #15
Jan. 3, 2025
The Pit (14,622)
Albuquerque, NM

| NEV (8-7, 0-4) | FG | 3FG | FT | O-D-T | PF | TP | A | TO | BS | S | MP |
|-----------------|-------|------|-------|---------|-------|----|------|------|------|---|-----|
| 4 Coleman* | 5-8 | 2-4 | 0-0 | 0-0-0 | 2 | 12 | 1 | 2 | 0 | 1 | 39 |
| 11 Davidson* | 4-11 | 4-8 | 6-8 | 2-4-6 | 4 | 18 | 4 | 2 | 5 | 0 | 41 |
| 42 Hymes* | 2-5 | 0-0 | 4-9 | 3-1-4 | 2 | 8 | 1 | 1 | 1 | 2 | 20 |
| 8 Sanders* | 6-18 | 1-2 | 8-11 | 1-4-5 | 2 | 21 | 4 | 3 | 1 | 1 | 39 |
| 20 Fosters* | 2-2 | 0-0 | 1-3 | 2-5-7 | 4 | 5 | 4 | 0 | 0 | 2 | 37 |
| 0 Bailey | 2-3 | 0-0 | 0-0 | 0-3-3 | 4 | 4 | 0 | 0 | 0 | 1 | 17 |
| 7 Love | 0-2 | 0-0 | 0-0 | 1-1-2 | 2 | 0 | 0 | 1 | 0 | 0 | 7 |
| 21 McBride | 3-8 | 1-4 | 4-4 | 0-4-4 | 3 | 11 | 0 | 0 | 0 | 2 | 17 |
| 53 DuSell | 1-2 | 0-1 | 0-0 | 0-0-0 | 5 | 2 | 1 | 0 | 0 | 0 | 8 |
| TEAM | | | | 0-1-1 | | | | | | | |
| Totals | 25-59 | 8-19 | 23-35 | 9-23-32 | 28 | 81 | 15 | 10 | 7 | 9 | 225 |
| UNM (12-3, 4-0) | FG | 3FG | FT | O-D-T | PF | TP | A | TO | BS | S | MP |
| 8 Borovicanin* | 1-3 | 1-2 | 6-6 | 2-6-8 | 4 | 9 | 0 | 0 | 0 | 0 | 27 |
| 22 Amzli* | 4-11 | 1-6 | 5-7 | 0-5-5 | 4 | 14 | 4 | 2 | 2 | 1 | 39 |
| 23 Joseph* | 7-8 | 0-0 | 6-9 | 2-8-10 | 3 | 20 | 0 | 2 | 3 | 1 | 39 |
| 2 Dent* | 6-11 | 0-0 | 8-9 | 0-0-0 | 3 | 20 | 6 | 5 | 1 | 1 | 39 |
| 3 Washington* | 1-4 | 0-1 | 4-6 | 0-1-1 | 3 | 6 | 0 | 2 | 0 | 0 | 25 |
| 0 Noland | 2-5 | 1-4 | 2-4 | 1-2-3 | 4 | 7 | 2 | 0 | 0 | 0 | 23 |
| 1 Appelhans | 1-4 | 1-4 | 0-0 | 0-1-1 | 1 | 3 | 2 | 1 | 1 | 1 | 16 |
| 4 Dotson | 0-1 | 0-0 | 0-0 | 0-0-0 | 0 | 0 | 0 | 1 | 0 | 1 | 6 |
| 6 Atiki | 0-1 | 0-0 | 0-0 | 0-2-2 | 4 | 0 | 0 | 1 | 0 | 0 | 6 |
| 24 Milicevic | 1-1 | 1-1 | 0-0 | 0-1-1 | 0 | 3 | 0 | 0 | 0 | 0 | 6 |
| TEAM | | | | 1-3-4 | | | | | | | |
| Totals | 23-49 | 5-18 | 31-41 | 6-29-35 | 26 | 82 | 14 | 15 | 7 | 5 | 225 |
| Nevada | | 1st | 2nd | OT | Total | | FG% | 3FG% | FT% | | |
| New Mexico | | 37 | 33 | 11 | 81 | | 42.4 | 42.1 | 65.7 | | |
| | | 34 | 36 | 12 | 82 | | 46.9 | 27.8 | 75.6 | | |

Points in the Paint-NEV 30, UNM 32; Points off Turnovers-NEV 14, UNM 12
2nd Chance Points-NEV 7, UNM 11; Fast Break Points-NEV 12, UNM 14
Bench Points-NEV 17, UNM 13. Score Tied-18 times. Lead changed-18 times.
Largest lead-NEV by 4 1st-0:31, UNM by 8 1st-8:15.
NEV led for 10:54, UNM led for 27:18. Game tied 6:46.
Officials: Keith Kimble, Verne Harris, Amy Bonner
Technical: none

NEW MEXICO WYOMING

61
53

GAME #16
Jan. 7, 2025
Arena-Auditorium (2,938)
Laramie, WY

| UNM (13-3, 5-0) | FG | 3FG | FT | O-D-T | PF | TP | A | TO | BS | S | MP |
|-------------------|-------|------|-------|----------|----|------|------|------|----|---|-----|
| 8 Borovicinan* | 6-10 | 3-6 | 1-1 | 2-9-11 | 1 | 16 | 0 | 0 | 0 | 0 | 31 |
| 22 Amzil* | 0-7 | 0-4 | 0-0 | 0-2-2 | 3 | 0 | 1 | 3 | 1 | 0 | 24 |
| 23 Joseph* | 5-10 | 0-0 | 2-4 | 4-8-12 | 3 | 12 | 0 | 3 | 2 | 0 | 37 |
| 2 Dent* | 6-13 | 1-2 | 9-9 | 0-3-3 | 2 | 22 | 6 | 3 | 1 | 2 | 38 |
| 3 Washington* | 1-7 | 0-3 | 1-2 | 0-3-3 | 2 | 3 | 0 | 0 | 1 | 2 | 26 |
| 0 Noland | 0-3 | 0-2 | 2-2 | 0-1-1 | 3 | 2 | 0 | 0 | 0 | 0 | 14 |
| 1 Appelhans | 0-0 | 0-0 | 0-0 | 0-0-0 | 1 | 0 | 0 | 0 | 0 | 1 | 7 |
| 4 Dotson | 0-1 | 0-0 | 0-0 | 0-1-1 | 0 | 0 | 0 | 0 | 0 | 2 | 4 |
| 6 Atiki | 0-1 | 0-0 | 0-0 | 0-0-0 | 0 | 0 | 0 | 1 | 0 | 0 | 1 |
| 24 Milicevic TEAM | 1-5 | 1-4 | 3-1 | 1-1-2 | 2 | 6 | 1 | 0 | 0 | 0 | 18 |
| Totals | 19-57 | 5-21 | 18-22 | 10-34-47 | 17 | 61 | 8 | 10 | 5 | 7 | 200 |
| UNW (9-7, 2-3) | FG | 3FG | FT | O-D-T | PF | TP | A | TO | BS | S | MP |
| 8 Henry* | 4-10 | 0-0 | 2-4 | 0-5-5 | 5 | 10 | 0 | 2 | 1 | 1 | 25 |
| 2 Newton* | 3-7 | 3-6 | 0-0 | 0-4-4 | 1 | 9 | 1 | 0 | 0 | 1 | 27 |
| 3 Wills* | 0-6 | 0-3 | 0-0 | 0-0-0 | 3 | 0 | 1 | 0 | 0 | 0 | 18 |
| 7 Belic* | 2-7 | 1-2 | 1-3 | 3-4-7 | 2 | 6 | 0 | 1 | 0 | 0 | 24 |
| 9 Nesbitt* | 2-11 | 0-1 | 1-2 | 0-8-8 | 4 | 5 | 5 | 2 | 2 | 0 | 33 |
| 9 Magassa | 5-5 | 0-0 | 0-0 | 2-3-5 | 0 | 10 | 0 | 0 | 1 | 0 | 24 |
| 11 Allen | 2-9 | 1-5 | 6-8 | 0-5-5 | 2 | 11 | 2 | 2 | 1 | 0 | 34 |
| 12 Ebube | 0-0 | 0-0 | 0-0 | 0-0-0 | 1 | 0 | 0 | 0 | 0 | 0 | 0 |
| 25 Tainamo TEAM | 1-4 | 0-2 | 0-0 | 1-1-1 | 1 | 2 | 2 | 1 | 1 | 0 | 15 |
| Totals | 19-59 | 5-19 | 10-17 | 9-32-41 | 19 | 53 | 11 | 11 | 6 | 2 | 200 |
| | 1st | 2nd | Total | | | FG% | 3FG% | FT% | | | |
| New Mexico | 18 | 43 | 61 | | | 33.3 | 23.8 | 81.8 | | | |
| Wyoming | 32 | 21 | 53 | | | 32.2 | 26.3 | 58.8 | | | |



2024-25 LOBO BASKETBALL

SAN JOSE STATE NEW MEXICO

71
70

GAME #18
Jan. 14, 2025
Provident Event Center (1,853)
San Jose, CA

| UNM (14-4, 6-1) | FG | 3FG | FT | O-D-T | PF | TP | A | TO | BS | S | MP |
|------------------|-------|-------|-------|----------|----|----|----|----|----|---|-----|
| 8 Borovicanin* | 1-7 | 0-2 | 0-0 | 0-7-7 | 1 | 2 | 0 | 3 | 0 | 1 | 29 |
| 22 Amzil* | 4-9 | 1-2 | 0-0 | 2-0-2 | 0 | 9 | 1 | 2 | 0 | 0 | 26 |
| 23 Joseph* | 7-10 | 0-1 | 6-8 | 2-4-6 | 4 | 20 | 0 | 0 | 1 | 0 | 20 |
| 2 Dent* | 7-14 | 0-2 | 3-4 | 0-2-2 | 1 | 17 | 5 | 1 | 0 | 1 | 34 |
| 3 Washington* | 2-7 | 0-2 | 2-3 | 2-1-3 | 3 | 6 | 2 | 0 | 0 | 5 | 25 |
| 0 Noland | 1-9 | 0-2 | 1-2 | 1-4-5 | 1 | 3 | 2 | 1 | 1 | 0 | 22 |
| 1 Appelhans | 1-4 | 0-2 | 0-0 | 0-0-0 | 1 | 2 | 0 | 0 | 0 | 0 | 4 |
| 4 Dotson | 0-0 | 0-0 | 0-0 | 0-0-0 | 0 | 0 | 0 | 1 | 0 | 0 | 5 |
| 6 Atiki | 2-3 | 0-0 | 1-2 | 1-3-4 | 3 | 5 | 0 | 0 | 1 | 0 | 18 |
| 7 Sacko | 0-0 | 0-0 | 0-0 | 0-0-0 | 0 | 0 | 0 | 0 | 0 | 0 | 2 |
| 24 Milicevic | 2-3 | 2-2 | 0-0 | 2-2-4 | 0 | 6 | 0 | 0 | 0 | 0 | 15 |
| TEAM | | | | 1-4-5 | | | | | | | |
| Totals | 27-66 | 3-15 | 13-19 | 11-27-38 | 14 | 70 | 10 | 8 | 3 | 7 | 200 |
| SJSU (9-10, 2-5) | FG | 3FG | FT | O-D-T | PF | TP | A | TO | BS | S | MP |
| 22 Vahola* | 9-16 | 0-0 | 0-1 | 3-6-9 | 2 | 18 | 1 | 2 | 1 | 0 | 31 |
| 0 Yap* | 0-1 | 0-1 | 0-0 | 0-2-2 | 2 | 0 | 0 | 4 | 0 | 0 | 11 |
| 1 McClendon* | 4-9 | 4-7 | 0-0 | 1-1-2 | 1 | 12 | 5 | 1 | 0 | 0 | 36 |
| 6 Hall* | 1-4 | 0-1 | 0-0 | 0-5-5 | 4 | 2 | 1 | 1 | 1 | 1 | 29 |
| 9 Udjuje* | 5-13 | 1-3 | 1-1 | 2-6-8 | 2 | 12 | 1 | 2 | 0 | 0 | 34 |
| 5 Davis | 3-6 | 1-1 | 4-6 | 2-4-6 | 1 | 11 | 2 | 1 | 0 | 2 | 21 |
| 13 Washington | 5-10 | 3-7 | 0-0 | 0-0-0 | 2 | 13 | 2 | 2 | 0 | 0 | 28 |
| 15 Marial | 0-1 | 0-0 | 0-0 | 0-0-0 | 1 | 0 | 0 | 0 | 0 | 0 | 2 |
| 24 Ngala | 1-5 | 1-2 | 0-0 | 0-1-1 | 0 | 3 | 1 | 0 | 0 | 1 | 9 |
| TEAM | | | | 3-6-9 | | | | | | | |
| Totals | 28-65 | 10-22 | 5-8 | 11-31-42 | 15 | 71 | 13 | 14 | 2 | 4 | 200 |
| | 1st | 2nd | Total | | | | | | | | |
| New Mexico | 35 | 35 | 70 | | | | | | | | |
| San Jose State | 31 | 40 | 71 | | | | | | | | |

Points in the Paint-UNM 42, SJSU 34; Points off Turnovers-UNM 11, SJSU 5
2nd Chance Points-UNM 17, SJSU 6; Fast Break Points-UNM 10, SJSU 11
Bench Points-UNM 16, SJSU 27; Score Tied-10 times. Lead changed-11 times.
Largest lead-UNM by 13 1st-5:50, SJSU by 4 2nd-4:22.
UNM led for 26:05, SJSU led for 5:53, Game tied 8:02.
Officials: Jeffrey Anderson, Tim Comer, Steve McKinnis
Technical: SJSU-Davis

NEW MEXICO BOISE STATE

84
65

GAME #19
Jan. 17, 2025
The Pit (14,519)
Albuquerque, NM

| BSU (13-6, 5-3) | FG | 3FG | FT | O-D-T | PF | TP | A | TO | BS | S | MP |
|-----------------|-------|------|-------|---------|----|----|----|----|----|---|-----|
| 2 Degenhart* | 5-11 | 1-5 | 3-5 | 1-6-7 | 2 | 14 | 2 | 1 | 0 | 2 | 34 |
| 10 Ugbo* | 0-0 | 0-0 | 0-0 | 0-0-0 | 1 | 0 | 0 | 1 | 0 | 0 | 11 |
| 13 Meadow* | 2-5 | 0-2 | 2-2 | 0-4-4 | 1 | 6 | 0 | 2 | 0 | 0 | 22 |
| 7 Lockett* | 1-4 | 0-3 | 3-3 | 0-0-0 | 0 | 5 | 1 | 1 | 0 | 0 | 15 |
| 11 Cardenas* | 2-7 | 1-4 | 0-0 | 0-4-4 | 1 | 5 | 6 | 7 | 0 | 1 | 29 |
| 0 Bowie | 4-9 | 1-4 | 0-0 | 0-1-1 | 0 | 9 | 4 | 1 | 0 | 0 | 24 |
| 1 Stanley | 2-6 | 0-1 | 0-0 | 2-1-3 | 3 | 4 | 0 | 1 | 4 | 0 | 15 |
| 5 Keene | 0-1 | 0-1 | 0-0 | 2-2-4 | 2 | 0 | 3 | 0 | 0 | 2 | 11 |
| 6 Carmichael | 3-4 | 2-3 | 0-1 | 1-1-2 | 1 | 8 | 0 | 0 | 0 | 0 | 7 |
| 22 Buchanan | 6-10 | 0-1 | 2-2 | 0-3-3 | 3 | 14 | 0 | 1 | 0 | 2 | 26 |
| 44 Anderson | 0-0 | 0-0 | 0-0 | 0-0-0 | 1 | 0 | 0 | 0 | 0 | 0 | 6 |
| TEAM | | | | 1-0-1 | | | | | | | |
| Totals | 25-57 | 5-24 | 10-13 | 7-22-29 | 15 | 65 | 16 | 17 | 4 | 7 | 200 |
| UNM (15-4, 7-1) | FG | 3FG | FT | O-D-T | PF | TP | A | TO | BS | S | MP |
| 8 Borovicanin* | 4-12 | 1-2 | 2-2 | 0-10-10 | 2 | 9 | 5 | 1 | 0 | 4 | 29 |
| 22 Amzil* | 3-8 | 1-5 | 4-4 | 0-3-3 | 1 | 11 | 2 | 0 | 1 | 1 | 32 |
| 23 Joseph* | 7-14 | 0-0 | 2-2 | 1-8-9 | 3 | 16 | 1 | 3 | 1 | 2 | 32 |
| 2 Dent* | 6-12 | 1-2 | 3-3 | 0-1-1 | 1 | 16 | 7 | 4 | 2 | 1 | 27 |
| 3 Washington* | 5-8 | 1-1 | 2-2 | 0-2-2 | 3 | 13 | 5 | 0 | 1 | 1 | 27 |
| 0 Noland | 4-5 | 1-2 | 0-0 | 0-1-1 | 2 | 9 | 1 | 0 | 0 | 0 | 21 |
| 4 Dotson | 1-1 | 1-1 | 2-2 | 0-0-0 | 0 | 5 | 1 | 1 | 0 | 0 | 13 |
| 6 Atiki | 0-0 | 0-0 | 0-0 | 0-1-1 | 2 | 0 | 0 | 0 | 0 | 0 | 5 |
| 7 Sacko | 0-1 | 0-0 | 0-0 | 0-0-0 | 0 | 0 | 0 | 0 | 0 | 0 | 3 |
| 11 Webb | 0-0 | 0-0 | 0-0 | 0-0-0 | 0 | 0 | 0 | 0 | 0 | 0 | 3 |
| 24 Milicevic | 2-4 | 1-2 | 0-0 | 0-0-0 | 0 | 5 | 0 | 1 | 0 | 0 | 8 |
| TEAM | | | | 2-0-2 | | | | | | | |
| Totals | 31-57 | 7-15 | 15-15 | 3-26-29 | 14 | 84 | 22 | 11 | 5 | 9 | 200 |
| | 1st | 2nd | Total | | | | | | | | |
| Boise State | 21 | 44 | 65 | | | | | | | | |
| New Mexico | 48 | 36 | 84 | | | | | | | | |

Points in the Paint-BSU 38, UNM 42; Points off Turnovers-BSU 7, UNM 20
2nd Chance Points-BSU 4, UNM 4; Fast Break Points-BSU 10, UNM 29
Bench Points-BSU 35, UNM 19; Score Tied-0 times. Lead changed-0 times.
Largest lead-BSU none, UNM by 29 2nd-7:08.
BSU led for 0:00, UNM led for 39:14, Game tied 0:46.
Officials: Keith Kimble, Nate Harris, Kevin Brill
Technical: none

NEW MEXICO FRESNO ST.

95
67

GAME #20
Jan. 20, 2025
The Pit (13,111)
Albuquerque, NM

| FS (5-14, 1-7) | FG | 3FG | FT | O-D-T | PF | TP | A | TO | BS | S | MP |
|-----------------|-------|-------|-------|----------|----|----|----|----|----|---|-----|
| 3 Price* | 5-12 | 0-1 | 2-3 | 1-10-11 | 3 | 12 | 1 | 3 | 1 | 0 | 27 |
| 7 Geneste* | 1-5 | 0-0 | 0-0 | 2-1-3 | 1 | 2 | 0 | 0 | 0 | 2 | 15 |
| 8 Crawford* | 6-12 | 0-2 | 0-0 | 1-2-3 | 1 | 12 | 1 | 3 | 1 | 1 | 35 |
| 5 Weaver* | 5-8 | 1-3 | 3-3 | 0-4-4 | 0 | 14 | 2 | 3 | 0 | 3 | 33 |
| 10 Collins* | 1-8 | 0-3 | 0-0 | 0-3-3 | 3 | 2 | 9 | 2 | 0 | 2 | 31 |
| 0 Tremble | 1-11 | 1-9 | 0-0 | 0-1-1 | 0 | 3 | 2 | 1 | 0 | 0 | 19 |
| 6 Bonga | 0-1 | 0-1 | 0-0 | 0-1-1 | 0 | 0 | 0 | 0 | 0 | 0 | 4 |
| 21 Amuneke | 4-8 | 3-6 | 7-8 | 1-1-2 | 2 | 18 | 2 | 1 | 0 | 1 | 23 |
| 23 Seck | 2-4 | 0-0 | 0-1 | 1-1-2 | 1 | 4 | 0 | 0 | 3 | 0 | 13 |
| TEAM | | | | 1-4-5 | | | | | | | |
| Totals | 25-69 | 5-25 | 12-15 | 7-28-35 | 11 | 67 | 17 | 14 | 5 | 9 | 200 |
| UNM (16-4, 8-1) | FG | 3FG | FT | O-D-T | PF | TP | A | TO | BS | S | MP |
| 8 Borovicanin* | 3-5 | 0-1 | 0-0 | 0-3-3 | 2 | 6 | 1 | 0 | 0 | 1 | 19 |
| 22 Amzil* | 6-8 | 3-4 | 0-0 | 2-5-7 | 3 | 15 | 3 | 1 | 0 | 2 | 20 |
| 23 Joseph* | 3-6 | 0-0 | 4-8 | 4-11-15 | 0 | 10 | 1 | 3 | 0 | 0 | 25 |
| 2 Dent* | 9-17 | 0-2 | 2-3 | 0-4-4 | 2 | 20 | 9 | 0 | 1 | 2 | 32 |
| 3 Washington* | 5-9 | 0-2 | 0-0 | 0-1-1 | 0 | 13 | 2 | 0 | 1 | 1 | 22 |
| 0 Noland | 3-13 | 2-6 | 0-0 | 1-4-5 | 2 | 8 | 3 | 2 | 0 | 0 | 21 |
| 1 Appelhans | 2-8 | 2-6 | 0-0 | 1-1-2 | 2 | 6 | 2 | 1 | 0 | 0 | 14 |
| 4 Dotson | 0-1 | 0-1 | 0-0 | 0-0-0 | 0 | 0 | 1 | 2 | 0 | 0 | 8 |
| 6 Atiki | 1-3 | 0-0 | 0-0 | 1-3-4 | 1 | 2 | 0 | 0 | 1 | 1 | 11 |
| 7 Sacko | 2-2 | 0-0 | 0-0 | 0-3-3 | 2 | 4 | 0 | 0 | 0 | 0 | 4 |
| 11 Webb | 0-0 | 0-0 | 0-0 | 0-0-0 | 0 | 0 | 0 | 1 | 0 | 0 | 6 |
| 24 Milicevic | 4-6 | 3-5 | 0-0 | 2-2-4 | 1 | 11 | 1 | 3 | 1 | 1 | 18 |
| TEAM | | | | 4-2-6 | | | | | | | |
| Totals | 38-78 | 13-30 | 6-11 | 15-39-54 | 15 | 95 | 23 | 13 | 4 | 8 | 200 |
| | 1st | 2nd | Total | | | | | | | | |
| Fresno State | 27 | 40 | 67 | | | | | | | | |
| New Mexico | 45 | 50 | 95 | | | | | | | | |

Points in the Paint-FS 40, UNM 50; Points off Turnovers-FS 16, UNM 18
2nd Chance Points-FS 3, UNM 12; Fast Break Points-FS 20, UNM 26
Bench Points-FS 25, UNM 31; Score Tied-0 times. Lead changed-0 times.
Largest lead-FS none, UNM by 35 2nd-7:31.
FS led for 0:00, UNM led for 39:26, Game tied 0:34.
Officials: Randy McCall, Brian Dorsey, Crystal Hogan
Technical: none

NEW MEXICO UNLV

75
73

GAME #21
Jan. 25, 2025
Thomas & Mack Center (6,158)
Las Vegas, NV

| UNM (17-4, 9-1) | FG | 3FG | FT | O-D-T | PF | TP | A | TO | BS | S | MP |
|------------------|-------|------|-------|----------|----|----|----|----|----|---|-----|
| 8 Borovicanin* | 2-3 | 0-1 | 1-2 | 1-7-8 | 5 | 5 | 3 | 3 | 0 | 2 | 32 |
| 22 Amzil* | 0-2 | 0-1 | 2-4 | 1-2-3 | 2 | 2 | 1 | 2 | 1 | 0 | 21 |
| 23 Joseph* | 8-16 | 0-0 | 6-10 | 7-11-18 | 2 | 22 | 1 | 0 | 1 | 0 | 36 |
| 2 Dent* | 13-21 | 2-3 | 6-6 | 0-1-1 | 1 | 34 | 2 | 4 | 0 | 0 | 37 |
| 3 Washington* | 4-9 | 0-3 | 1-2 | 2-2-4 | 3 | 9 | 2 | 0 | 0 | 1 | 30 |
| 0 Noland | 1-4 | 1-2 | 0-0 | 0-4-4 | 2 | 3 | 0 | 0 | 0 | 2 | 22 |
| 1 Appelhans | 0-1 | 0-1 | 0-0 | 0-0-0 | 0 | 0 | 0 | 0 | 1 | 0 | 6 |
| 4 Dotson | 0-1 | 0-1 | 0-0 | 0-0-0 | 1 | 0 | 0 | 0 | 0 | 0 | 4 |
| 6 Atiki | 0-0 | 0-0 | 0-0 | 0-0-0 | 2 | 0 | 0 | 0 | 0 | 0 | 4 |
| 24 Milicevic | 0-2 | 0-1 | 0-0 | 1-1-2 | 4 | 0 | 1 | 0 | 1 | 0 | 8 |
| TEAM | | | | 3-0-3 | | | | | | | |
| Totals | 28-59 | 3-13 | 16-24 | 15-28-43 | 22 | 75 | 10 | 11 | 4 | 5 | 200 |
| UNLV (11-9, 5-4) | FG | 3FG | FT | O-D-T | PF | TP | A | TO | BS | S | MP |
| 1 Hill* | 3-8 | 0-1 | 2-3 | 5-2-7 | 4 | 8 | 4 | 2 | 1 | 4 | 34 |
| 45 Cherry* | 2-6 | 0-0 | 4-7 | 2-2-4 | 3 | 8 | 0 | 0 | 0 | 0 | 19 |
| 10 Henley* | 3-5 | 2-3 | 4-2 | 1-5-6 | 3 | 9 | 0 | 3 | 0 | 1 | 27 |
| 11 Thomas* | 5-12 | 0-1 | 8-10 | 0-1-1 | 1 | 18 | 7 | 3 | 1 | 0 | 39 |
| 20 Rishwain* | 5-11 | 5-10 | 1-2 | 0-3-3 | 3 | 16 | 0 | 0 | 0 | 1 | 25 |
| 12 Bannarbie | 0-0 | 0-0 | 0-0 | 0-0-0 | 1 | 0 | 0 | 0 | 0 | 0 | 1 |
| 13 Hicks | 1-2 | 0-0 | 3-5 | 2-2-4 | 0 | 5 | 1 | 1 | 0 | 1 | 22 |
| 14 Bedford | 1-6 | 1-5 | 0-0 | 0-1-1 | 0 | 3 | 2 | 2 | 0 | 0 | 12 |
| 22 N'Diaye | 3-4 | 0-1 | 0-0 | 1-7-8 | 3 | 6 | 0 | 0 | 2 | 0 | 20 |
| TEAM | | | | 1-0-1 | | | | | | | |
| Totals | 23-54 | 8-21 | 19-29 | 12-23-35 | 18 | 73 | 14 | 12 | 4 | 7 | 200 |
| | 1st | 2nd | Total | | | | | | | | |
| New Mexico | 39 | 36 | 75 | | | | | | | | |
| UNLV | 39 | 34 | 73 | | | | | | | | |

Points in the Paint-UNM 42, UNLV 28; Points off Turnovers-UNM 4, UNLV 10
2nd Chance Points-UNM 17, UNLV 13; Fast Break Points-UNM 5, UNLV 5
Bench Points-UNM 3, UNLV 14; Score Tied-9 times. Lead changed-8 times.
Largest lead-UNM by 8 1st-4:40, UNLV by 3 2nd-16:54.
UNM led for 30:52, UNLV led for 3:48, Game tied 4:20.
Officials: Jason Phillips, Verne Harris, Scott Brown
Technical: none

NEW MEXICO UTAH STATE

82
63

GAME #22
Feb. 1, 2025
Smith Spectrum (10,270)
Logan, UT

| UNM (18-4, 10-1) | FG | 3FG | FT | O-D-T | PF | TP | A | TO | BS | S | MP |
|------------------|-------|------|-------|----------|----|------|------|------|----|---|-----|
| 8 Borovicanin* | 0-5 | 0-3 | 0-1 | 0-4-4 | 3 | 0 | 1 | 3 | 0 | 0 | 25 |
| 22 Amzil* | 4-6 | 2-4 | 6-7 | 1-2-3 | 4 | 16 | 1 | 3 | 0 | 0 | 28 |
| 23 Joseph* | 7-7 | 0-0 | 1-1 | 3-10-13 | 4 | 15 | 1 | 2 | 1 | 0 | 26 |
| 2 Dent* | 5-13 | 0-1 | 4-4 | 0-4-4 | 1 | 14 | 6 | 3 | 1 | 2 | 36 |
| 3 Washington* | 4-9 | 2-5 | 3-5 | 2-6-8 | 2 | 13 | 1 | 3 | 0 | 2 | 31 |
| 0 Noland | 4-8 | 1-3 | 2-3 | 1-1-2 | 3 | 11 | 1 | 0 | 1 | 0 | 21 |
| 1 Appelhans | 0-0 | 0-0 | 0-0 | 0-1-1 | 0 | 0 | 0 | 0 | 0 | 0 | 4 |
| 4 Dotson | 1-2 | 0-1 | 0-0 | 0-0-0 | 1 | 2 | 1 | 0 | 0 | 0 | 4 |
| 6 Atiki | 0-2 | 0-0 | 2-4 | 0-5-5 | 2 | 2 | 0 | 1 | 2 | 0 | 14 |
| 11 Webb | 0-0 | 0-0 | 1-2 | 1-0-1 | 0 | 1 | 0 | 0 | 0 | 0 | 1 |
| 24 Milicevic | 3-6 | 2-5 | 0-0 | 0-3-3 | 2 | 8 | 0 | 0 | 0 | 0 | 10 |
| TEAM | | | | 4-0-4 | | | | | | | |
| Totals | 28-58 | 7-22 | 19-27 | 12-36-48 | 22 | 82 | 12 | 15 | 5 | 4 | 200 |
| USU (19-3, 9-2) | FG | 3FG | FT | O-D-T | PF | TP | A | TO | BS | S | MP |
| 2 Anderson* | 0-2 | 0-1 | 0-0 | 0-0-0 | 1 | 0 | 0 | 0 | 0 | 0 | 4 |
| 4 Martinez* | 4-12 | 0-7 | 2-7 | 0-5-7 | 4 | 10 | 4 | 1 | 1 | 1 | 25 |
| 12 Falsinev* | 2-8 | 0-3 | 0-2 | 0-7-4 | 2 | 4 | 1 | 0 | 0 | 3 | 33 |
| 13 Albury* | 4-9 | 0-1 | 4-8 | 0-1-1 | 1 | 12 | 2 | 2 | 2 | 0 | 25 |
| 21 Gateretse* | 4-5 | 0-1 | 1-2 | 0-2-2 | 2 | 9 | 0 | 0 | 0 | 0 | 20 |
| 3 Smith | 0-1 | 0-1 | 0-0 | 0-0-0 | 0 | 0 | 0 | 0 | 0 | 0 | 10 |
| 5 Barnes | 0-1 | 0-1 | 0-0 | 0-0-0 | 1 | 0 | 4 | 1 | 0 | 1 | 10 |
| 7 Akanno | 3-8 | 2-6 | 2-2 | 2-2-4 | 3 | 10 | 1 | 0 | 0 | 0 | 25 |
| 8 Allen | 5-9 | 3-4 | 1-2 | 0-0-0 | 3 | 14 | 2 | 4 | 2 | 1 | 30 |
| 20 Johnson | 0-2 | 0-2 | 0-0 | 0-1-1 | 0 | 0 | 0 | 0 | 1 | 0 | 4 |
| 22 Templin | 1-5 | 0-4 | 0-0 | 2-4-6 | 3 | 2 | 2 | 0 | 3 | 0 | 21 |
| 23 Davis | 1-2 | 0-0 | 0-0 | 0-0-0 | 1 | 2 | 0 | 0 | 0 | 0 | 1 |
| TEAM | | | | 6-1-7 | | | | | | | |
| Totals | 24-64 | 5-31 | 10-23 | 20-33-33 | 21 | 63 | 16 | 9 | 5 | 9 | 200 |
| New Mexico | 1st | 2nd | Total | | | FG% | 3FG% | FT% | | | |
| Utah State | 36 | 52 | 82 | | | 43.8 | 31.8 | 70.4 | | | |
| | 36 | 27 | 63 | | | 37.5 | 16.1 | 43.5 | | | |



2024-25 LOBO BASKETBALL

NEW MEXICO AIR FORCE

88
53

GAME #24
Feb. 8, 2025
Clune Arena (2,619)
USAFA, Colo.

| UNM (20-4, 12-1) | FG | 3FG | FT | O-D-T | PF | TP | A | TO | BS | S | MP |
|------------------|-------|------|-------|----------|------|------|----|----|----|----|-----|
| 8 Borovicanin* | 5-9 | 0-2 | 0-0 | 0-1-1 | 2 | 10 | 1 | 1 | 0 | 0 | 20 |
| 23 Joseph* | 6-10 | 0-1 | 2-3 | 7-14-21 | 1 | 14 | 0 | 3 | 1 | 2 | 28 |
| 24 Milicevic* | 1-3 | 0-2 | 1-1 | 1-6-7 | 0 | 3 | 0 | 1 | 0 | 1 | 22 |
| 2 Dent* | 9-19 | 3-6 | 4-5 | 1-1-2 | 0 | 25 | 6 | 2 | 0 | 1 | 33 |
| 3 Washington* | 6-14 | 1-4 | 3-6 | 1-4-5 | 0 | 16 | 1 | 0 | 0 | 4 | 24 |
| 0 Noland | 3-6 | 1-2 | 1-1 | 0-0-0 | 3 | 8 | 0 | 0 | 1 | 0 | 18 |
| 1 Appelhans | 1-4 | 1-2 | 2-2 | 0-0-0 | 1 | 5 | 1 | 0 | 0 | 0 | 17 |
| 4 Dotson | 2-2 | 2-2 | 0-0 | 0-1-1 | 0 | 6 | 0 | 0 | 0 | 1 | 7 |
| 6 Atiki* | 0-1 | 0-0 | 0-0 | 1-3-4 | 2 | 0 | 1 | 0 | 2 | 1 | 12 |
| 7 Sacko | 0-1 | 0-1 | 0-0 | 1-3-4 | 3 | 0 | 0 | 0 | 1 | 0 | 13 |
| 11 Webb | 0-1 | 0-1 | 1-4 | 0-1-1 | 2 | 1 | 0 | 0 | 0 | 1 | 6 |
| TEAM | | | | 0-2-2 | | | | | | | |
| Totals | 33-70 | 8-23 | 14-22 | 12-36-48 | 14 | 88 | 10 | 7 | 5 | 11 | 200 |
| AF (3-21, 0-13) | FG | 3FG | FT | O-D-T | PF | TP | A | TO | BS | S | MP |
| 3 Kearney* | 3-6 | 3-5 | 3-3 | 0-3-3 | 2 | 12 | 2 | 2 | 0 | 2 | 27 |
| 51 Celichowski* | 3-10 | 0-1 | 1-2 | 1-1-2 | 5 | 7 | 0 | 1 | 2 | 0 | 22 |
| 5 Taylor* | 3-11 | 2-8 | 0-0 | 1-4-5 | 1 | 8 | 2 | 6 | 0 | 2 | 31 |
| 24 Mills* | 2-5 | 0-1 | 1-2 | 0-4-4 | 3 | 5 | 2 | 1 | 0 | 1 | 26 |
| 35 Marshall* | 2-5 | 0-0 | 1-2 | 0-6-6 | 2 | 5 | 6 | 3 | 0 | 1 | 30 |
| 2 Patterson | 0-0 | 0-0 | 1-2 | 0-1-1 | 1 | 1 | 0 | 2 | 0 | 0 | 7 |
| 6 Cooper | 0-1 | 0-1 | 0-0 | 1-0-1 | 1 | 0 | 0 | 0 | 0 | 0 | 5 |
| 10 Walker | 2-5 | 0-0 | 0-0 | 0-0-0 | 3 | 4 | 0 | 1 | 0 | 0 | 11 |
| 11 Brown | 0-1 | 0-0 | 0-2 | 0-1-1 | 0 | 0 | 0 | 0 | 0 | 0 | 9 |
| 14 Becker | 0-3 | 0-2 | 2-2 | 0-1-1 | 0 | 2 | 1 | 0 | 0 | 0 | 12 |
| 20 Oke | 2-4 | 2-3 | 0-0 | 0-6-6 | 0 | 6 | 1 | 1 | 0 | 0 | 13 |
| 22 Springer | 0-3 | 0-3 | 3-4 | 1-0-1 | 0 | 3 | 0 | 0 | 0 | 0 | 4 |
| 23 Duskin | 0-0 | 0-0 | 0-0 | 0-1-1 | 0 | 0 | 0 | 0 | 0 | 0 | 4 |
| TEAM | | | | 0-2-2 | | | | | | | |
| Totals | 17-54 | 7-24 | 12-19 | 4-30-34 | 18 | 53 | 14 | 18 | 2 | 6 | 200 |
| New Mexico | 1st | 2nd | Total | FG% | 3FG% | FT% | | | | | |
| Air Force | 34 | 54 | 88 | 47.1 | 34.8 | 63.6 | | | | | |
| | 24 | 29 | 53 | 31.5 | 29.2 | 63.2 | | | | | |

Points in the Paint-UNM 48, AF 18; Points off Turnovers-UNM 21, AF 4
2nd Chance Points-UNM 13, AF 3; Fast Break Points-UNM 21, AF 11
Bench Points-UNM 20, AF 16. Score Tied-0 times. Lead changed-1 time.
Largest lead-UNM by 35 2nd-2:54, AF by 6 1st-15:23.
UNM led for 34:23, AF led for 5:04, Game tied 0:33.
Officials: Andy O'Brien, Amy Bonner, Alfred Smith
Technical: none

NEW MEXICO WYOMING

71
67

GAME #25
Feb. 12, 2025
The Pit (11,852)
Albuquerque, NM

| UNM (11-14, 4-10) | FG | 3FG | FT | O-D-T | PF | TP | A | TO | BS | S | MP |
|-------------------|-------|------|-------|----------|------|------|----|----|----|----|-----|
| 8 Henry* | 4-7 | 0-0 | 2-7 | 1-3-4 | 3 | 10 | 2 | 1 | 1 | 1 | 23 |
| 9 Magassa* | 2-2 | 0-0 | 0-0 | 0-3-3 | 1 | 4 | 1 | 2 | 1 | 0 | 15 |
| 5 Agbim* | 9-18 | 3-6 | 1-3 | 0-0-0 | 3 | 22 | 1 | 4 | 1 | 0 | 28 |
| 11 Allen* | 1-2 | 0-1 | 1-3 | 0-11-11 | 4 | 3 | 4 | 1 | 0 | 1 | 30 |
| 16 Nesbitt* | 3-5 | 2-3 | 0-0 | 0-7-7 | 3 | 8 | 2 | 5 | 0 | 2 | 33 |
| 3 Wills | 5-9 | 2-2 | 0-0 | 0-2-2 | 5 | 12 | 3 | 1 | 1 | 1 | 29 |
| 7 Belic | 1-2 | 0-0 | 0-0 | 2-0-2 | 3 | 2 | 1 | 2 | 0 | 0 | 25 |
| 15 Kojenets | 3-6 | 0-0 | 0-1 | 2-3-5 | 1 | 6 | 0 | 2 | 1 | 1 | 16 |
| 25 Tainamo | 0-1 | 0-1 | 0-0 | 0-1-1 | 0 | 0 | 0 | 0 | 0 | 0 | 1 |
| TEAM | | | | 1-0-1 | | | | | | | |
| Totals | 28-52 | 7-13 | 4-14 | 6-30-36 | 23 | 67 | 14 | 18 | 5 | 6 | 200 |
| UNM (21-4, 13-1) | FG | 3FG | FT | O-D-T | PF | TP | A | TO | BS | S | MP |
| 8 Borovicanin* | 0-2 | 0-1 | 1-2 | 4-3-7 | 0 | 1 | 0 | 2 | 0 | 1 | 17 |
| 22 Amzli* | 1-4 | 0-2 | 0-0 | 1-2-3 | 0 | 2 | 1 | 0 | 0 | 0 | 17 |
| 23 Joseph* | 4-6 | 0-0 | 3-6 | 3-5-8 | 4 | 11 | 2 | 5 | 2 | 3 | 30 |
| 2 Dent* | 7-19 | 0-3 | 6-10 | 0-6-6 | 3 | 20 | 7 | 3 | 1 | 3 | 38 |
| 3 Washington* | 5-9 | 2-4 | 3-5 | 0-3-3 | 2 | 15 | 0 | 1 | 0 | 3 | 30 |
| 0 Noland | 3-11 | 2-6 | 4-6 | 1-1-2 | 1 | 12 | 1 | 0 | 0 | 0 | 30 |
| 1 Appelhans | 0-1 | 0-1 | 0-0 | 0-0-0 | 1 | 0 | 0 | 0 | 0 | 0 | 3 |
| 4 Dotson | 0-0 | 0-0 | 0-0 | 0-0-0 | 1 | 0 | 0 | 0 | 0 | 0 | 5 |
| 6 Atiki | 0-0 | 0-0 | 0-0 | 1-0-1 | 2 | 0 | 0 | 0 | 0 | 0 | 5 |
| 24 Milicevic | 3-3 | 3-3 | 1-5 | 1-2-3 | 1 | 10 | 0 | 1 | 0 | 0 | 23 |
| TEAM | | | | 1-2-3 | | | | | | | |
| Totals | 23-55 | 7-20 | 18-34 | 12-24-36 | 16 | 71 | 10 | 13 | 3 | 10 | 200 |
| Wyoming | 1st | 2nd | Total | FG% | 3FG% | FT% | | | | | |
| New Mexico | 29 | 28 | 67 | 53.8 | 53.8 | 28.6 | | | | | |
| | 39 | 42 | 71 | 41.8 | 35.0 | 52.9 | | | | | |

Points in the Paint-UW 32, UNM 26; Points off Turnovers-UW 8, UNM 17
2nd Chance Points-UW 0, UNM 11; Fast Break Points-UW 2, UNM 23
Bench Points-UW 20, UNM 22. Score Tied-6 times. Lead changed-3 times.
Largest lead-UW by 13 1st-1:25, UNM by 5 2nd-0:15.
UW led for 35:19, UNM led for 1:07, Game tied 3:44.
Officials: Verne Harris, Earl Walton, Tim Marion
Technical: UNM-Coach Pitino

NEW MEXICO UTAH STATE

82
79

GAME #26
Feb. 16, 2025
The Pit (15,411)
Albuquerque, NM

| USU (22-4, 12-3) | FG | 3FG | FT | O-D-T | PF | TP | A | TO | BS | S | MP |
|------------------|-------|-------|-------|----------|------|------|----|----|----|----|-----|
| 21 Gateretse* | 0-0 | 0-0 | 0-0 | 1-1-2 | 5 | 0 | 1 | 1 | 0 | 0 | 7 |
| 4 Martinez* | 7-15 | 4-9 | 3-3 | 1-3-4 | 2 | 21 | 3 | 1 | 1 | 1 | 36 |
| 7 Akanno* | 0-1 | 0-0 | 1-2 | 0-4-4 | 2 | 1 | 0 | 1 | 0 | 2 | 30 |
| 12 Falslev* | 10-16 | 4-7 | 3-3 | 3-3-6 | 3 | 27 | 1 | 5 | 0 | 5 | 37 |
| 13 Albury* | 3-6 | 0-0 | 0-2 | 1-0-1 | 3 | 6 | 2 | 0 | 0 | 1 | 14 |
| 2 Anderson | 1-2 | 1-2 | 0-0 | 0-1-1 | 1 | 3 | 0 | 0 | 1 | 0 | 14 |
| 8 Allen | 6-11 | 1-4 | 0-0 | 2-0-2 | 1 | 13 | 10 | 3 | 0 | 3 | 28 |
| 20 Johnson | 1-5 | 0-3 | 4-4 | 2-0-2 | 4 | 6 | 0 | 1 | 0 | 0 | 11 |
| 22 Templin | 0-3 | 0-1 | 0-0 | 1-1-2 | 4 | 0 | 1 | 1 | 1 | 0 | 17 |
| 23 Davis | 0-0 | 0-0 | 2-2 | 0-1-1 | 4 | 2 | 0 | 0 | 0 | 0 | 4 |
| TEAM | | | | 1-1-2 | | | | | | | |
| Totals | 28-59 | 10-26 | 13-16 | 12-15-27 | 29 | 79 | 18 | 14 | 3 | 12 | 200 |
| UNM (22-4, 14-1) | FG | 3FG | FT | O-D-T | PF | TP | A | TO | BS | S | MP |
| 8 Borovicanin* | 2-5 | 1-3 | 6-8 | 2-3-5 | 2 | 11 | 2 | 3 | 2 | 0 | 34 |
| 23 Joseph* | 4-10 | 0-0 | 7-8 | 1-4-5 | 3 | 15 | 1 | 1 | 0 | 1 | 31 |
| 24 Milicevic* | 2-8 | 0-4 | 1-1 | 3-4-7 | 1 | 5 | 0 | 0 | 0 | 1 | 37 |
| 2 Dent* | 8-12 | 2-3 | 5-6 | 1-2-3 | 2 | 23 | 3 | 5 | 3 | 2 | 40 |
| 3 Washington* | 8-15 | 4-8 | 5-7 | 2-3-5 | 3 | 25 | 4 | 2 | 2 | 4 | 36 |
| 0 Noland | 0-1 | 0-1 | 0-0 | 0-0-0 | 0 | 0 | 0 | 0 | 0 | 0 | 7 |
| 1 Appelhans | 0-1 | 0-1 | 2-2 | 1-0-1 | 1 | 2 | 0 | 0 | 0 | 0 | 7 |
| 6 Atiki | 0-0 | 0-0 | 1-2 | 2-2-4 | 2 | 1 | 0 | 2 | 2 | 0 | 8 |
| 7 Sacko | 0-0 | 0-0 | 0-0 | 0-0-0 | 1 | 0 | 0 | 0 | 0 | 0 | 1 |
| TEAM | | | | 2-3-5 | | | | | | | |
| Totals | 24-52 | 7-20 | 27-34 | 14-21-35 | 15 | 82 | 10 | 14 | 9 | 8 | 200 |
| Utah State | 1st | 2nd | Total | FG% | 3FG% | FT% | | | | | |
| New Mexico | 42 | 37 | 79 | 47.5 | 38.5 | 81.3 | | | | | |
| | 36 | 46 | 82 | 46.2 | 35.0 | 79.4 | | | | | |

Points in the Paint-USU 32, UNM 30; Points off Turnovers-USU 19, UNM 17
2nd Chance Points-USU 18, UNM 14; Fast Break Points-USU 16, UNM 15
Bench Points-USU 24, UNM 3. Score Tied-14 times. Lead changed-11 times.
Largest lead-USU by 10 2nd-19:01, UNM by 5 2nd-2:56.
USU led for 21:53, UNM led for 11:51, Game tied 5:16.
Officials: Mike Littlewood, Jason Phillips, Michael Irving
Technical: none

BOISE STATE NEW MEXICO

86
78

GAME #27
Feb. 19, 2025
ExtraMile Arena (11,110)
Boise, ID

| UNM (22-5, 14-2) | FG | 3FG | FT | O-D-T | PF | TP | A | TO | BS | S | MP |
|------------------|-------|-------|-------|---------|------|------|----|----|----|----|-----|
| 8 Borovicanin* | 7-9 | 3-5 | 1-2 | 1-3-4 | 5 | 18 | 1 | 2 | 0 | 0 | 28 |
| 23 Joseph* | 8-11 | 0-0 | 1-2 | 1-7-8 | 2 | 17 | 1 | 4 | 0 | 2 | 36 |
| 24 Milicevic* | 0-4 | 0-3 | 0-0 | 0-3-3 | 2 | 0 | 2 | 1 | 1 | 1 | 28 |
| 2 Dent* | 4-13 | 0-0 | 9-11 | 1-2-3 | 1 | 17 | 11 | 4 | 2 | 0 | 37 |
| 3 Washington* | 4-6 | 1-3 | 0-0 | 1-3-4 | 5 | 9 | 3 | 2 | 0 | 2 | 26 |
| 0 Noland | 4-9 | 2-5 | 2-2 | 1-2-3 | 4 | 12 | 0 | 1 | 0 | 1 | 22 |
| 1 Appelhans | 1-2 | 1-1 | 0-0 | 0-0-0 | 2 | 3 | 0 | 1 | 0 | 0 | 8 |
| 4 Dotson | 0-2 | 0-1 | 0-0 | 0-1-1 | 1 | 0 | 0 | 0 | 1 | 0 | 3 |
| 6 Atiki | 1-1 | 0-0 | 0-0 | 0-0-0 | 1 | 2 | 0 | 0 | 0 | 1 | 4 |
| 7 Sacko | 0-0 | 0-0 | 0-0 | 0-1-1 | 1 | 0 | 0 | 0 | 0 | 0 | 8 |
| TEAM | | | | 1-2-3 | | | | | | | |
| Totals | 29-57 | 7-18 | 13-17 | 6-24-30 | 24 | 78 | 18 | 15 | 4 | 7 | 200 |
| BSU (18-8, 10-5) | FG | 3FG | FT | O-D-T | PF | TP | A | TO | BS | S | MP |
| 2 Degenhart* | 9-16 | 1-3 | 13-15 | 3-4-7 | 2 | 32 | 2 | 3 | 0 | 1 | 35 |
| 6 Carmichael* | 5-11 | 4-8 | 7-9 | 1-4-5 | 0 | 21 | 1 | 2 | 0 | 0 | 31 |
| 10 Ugbo* | 1-2 | 0-0 | 1-2 | 0-3-3 | 1 | 3 | 0 | 2 | 0 | 0 | 10 |
| 13 Meadow* | 2-8 | 1-3 | 0-0 | 0-1-1 | 1 | 5 | 2 | 1 | 0 | 0 | 28 |
| 11 Cardenas* | 3-7 | 3-6 | 2-2 | 0-3-3 | 3 | 11 | 10 | 3 | 0 | 5 | 39 |
| 0 Bowie | 0-1 | 0-1 | 0-0 | 0-1-1 | 0 | 0 | 0 | 1 | 0 | 0 | 2 |
| 1 Stanley | 3-3 | 1-1 | 0-0 | 2-1-3 | 4 | 7 | 2 | 1 | 0 | 1 | 16 |
| 5 Keene | 1-1 | 0-0 | 3-4 | 0-4-4 | 3 | 5 | 2 | 0 | 1 | 3 | 24 |
| 22 Buchanan | 1-3 | 0-2 | 0-0 | 0-2-2 | 1 | 2 | 1 | 0 | 0 | 0 | 16 |
| TEAM | | | | 1-0-1 | | | | | | | |
| Totals | 25-52 | 10-24 | 26-32 | 7-23-30 | 15 | 86 | 20 | 13 | 1 | 10 | 200 |
| New Mexico | 1st | 2nd | Total | FG% | 3FG% | FT% | | | | | |
| Boise State | 39 | 39 | 78 | 50.9 | 38.9 | 76.5 | | | | | |
| | 42 | 44 | 86 | 48.1 | 41.7 | 81.3 | | | | | |

Points in the Paint-UNM 42, BSU 30; Points off Turnovers-UNM 15, BSU 16
2nd Chance Points-UNM 16, BSU 14; Fast Break Points-UNM 21, BSU 12
Bench Points-UNM 17, BSU 14. Score Tied-6 times. Lead changed-3 times.
Largest lead-UNM by 6 1st-16:20, BSU by 19 2nd-12:01.
UNM led for 12:17, BSU led for 23:36, Game tied 4:07.
Officials: Brian Dorsey, Nate Harris, Amy Bonner
Technical: none

SAN DIEGO ST NEW MEXICO

73
65

GAME #28
Feb. 25, 2025
Viejas Arena (12,414)
San Diego, CA

| UNM (22-6, 14-3) | FG | 3FG | FT | O-D-T | PF | TP | A | TO | BS | S | MP |
|-------------------|-------|------|-------|----------|----|------|------|----|------|----|-----|
| 8 Borovicanin* | 2-6 | 1-3 | 4-5 | 2-4-6 | 1 | 9 | 1 | 1 | 0 | 1 | 23 |
| 22 Amzli* | 1-8 | 1-6 | 0-0 | 3-0-3 | 2 | 3 | 0 | 1 | 0 | 1 | 15 |
| 23 Joseph* | 2-7 | 0-0 | 2-5 | 7-9-16 | 4 | 6 | 0 | 1 | 0 | 2 | 37 |
| 2 Dent* | 9-2 | 2-4 | 6-6 | 0-0-0 | 3 | 26 | 7 | 1 | 1 | 0 | 38 |
| 3 Washington | 1-9 | 0-5 | 0-0 | 0-2-2 | 2 | 2 | 1 | 1 | 2 | 4 | 32 |
| 0 Noland | 1-5 | 1-4 | 0-0 | 1-4-5 | 1 | 3 | 1 | 2 | 0 | 1 | 26 |
| 4 Dotson | 0-0 | 0-0 | 0-0 | 0-0-0 | 1 | 0 | 0 | 1 | 0 | 0 | 1 |
| 6 Atiki | 0-0 | 0-0 | 0-0 | 0-0-0 | 1 | 0 | 0 | 1 | 0 | 0 | 3 |
| 24 Milicevic | 6-9 | 4-6 | 0-0 | 0-4-4 | 3 | 16 | 0 | 3 | 0 | 1 | 25 |
| TEAM | | | | 1-2-3 | | | 1 | | | | |
| Totals | 22-64 | 9-28 | 12-16 | 14-25-39 | 18 | 65 | 10 | 13 | 3 | 10 | 200 |
| SSDU (19-7, 12-5) | FG | 3FG | FT | O-D-T | PF | TP | A | TO | BS | S | MP |
| 31 Coleman-Jones* | 5-10 | 1-3 | 1-1 | 1-2-3 | 2 | 12 | 2 | 1 | 3 | 0 | 32 |
| 40 Heide* | 5-7 | 0-0 | 0-2 | 3-4-7 | 3 | 10 | 2 | 1 | 1 | 1 | 25 |
| 10 Davis* | 5-13 | 3-6 | 4-6 | 0-7-7 | 2 | 17 | 6 | 3 | 0 | 0 | 34 |
| 2 Boyd* | 2-2 | 2-2 | 0-0 | 1-1-1 | 2 | 6 | 2 | 1 | 0 | 2 | 27 |
| 21 Byrd* | 3-9 | 2-6 | 5-5 | 0-9-9 | 3 | 13 | 3 | 3 | 1 | 3 | 31 |
| 3 McKinney | 1-4 | 0-2 | 1-2 | 0-0-0 | 3 | 3 | 0 | 0 | 0 | 1 | 13 |
| 5 Compton | 3-5 | 0-0 | 2-4 | 1-2-3 | 3 | 8 | 0 | 2 | 2 | 2 | 19 |
| 23 Ferrari | 0-0 | 0-0 | 0-0 | 0-0-0 | 0 | 0 | 0 | 0 | 0 | 0 | 1 |
| 24 DeGourville | 1-2 | 1-2 | 1-2 | 1-2-3 | 1 | 4 | 1 | 2 | 1 | 1 | 18 |
| TEAM | | | | 0-2-3 | | | 2 | | | | |
| Totals | 25-52 | 9-21 | 14-22 | 6-29-35 | 19 | 73 | 16 | 15 | 8 | 10 | 200 |
| | 1st | 2nd | 3rd | | | FG% | 3FG% | | FT% | | |
| New Mexico | 29 | 36 | 65 | | | 34.1 | 32.1 | | 75.0 | | |
| San Diego State | 33 | 40 | 73 | | | 48.4 | 42.9 | | 63.6 | | |



2024-25 LOBO BASKETBALL

LOBO HIGHS AND LOWS

| | SEASON HIGH | SEASON LOW | PITINO ERA HIGH | PITINO ERA LOW |
|-----------------------|--|---|--|---|
| Points | 122, vs. Western NM (12/14/24) | 61, at Wyoming (1/7/25) | 106, vs. Western NM (12/14/24) | 47, at San Diego St (1/31/22) |
| Points (Half) | 62 ² , vs. Western NM (12/14/24) | 18 ¹ , at Wyoming (1/7/25) | 62 ² , vs. Western NM (12/14/24) | 18 ¹ , at Wyoming (1/7/25) |
| Victory Margin | +52, vs. Western NM (12/14/24) | - | +52, vs. Western NM (12/14/24) | - |
| FGs | 47, vs. Western NM (12/14/24) | 19, at Wyoming (1/7/25) | 47, vs. Western NM (12/14/24) | 16, at San Diego St (1/31/22) |
| FGAs | 84, vs. New Mexico State (12/7/24) | 49, twice | 84, vs. New Mexico State (12/7/24) | 49, twice |
| FG% | .603, vs. Western NM (12/14/24) | .333, at Wyoming (1/7/25) | .607, at San Jose State (2/17/23) | .297, vs. Clemson (3/22/24) |
| FG% (half) | .677 ¹ , at Fresno State (12/31/24) | .185 ¹ , at Wyoming (1/7/25) | .677 ¹ , at Fresno State (12/31/24) | .185 ¹ , at Wyoming (1/7/25) |
| 3FGs | 14, vs. Western NM (12/14/24) | 3, three times | 17, vs. Utah State (1/8/22) | 2, three times |
| 3FGAs | 36, vs. Nicholls (11/4/24) | 11, vs. VCU (12/18/24) | 36, vs. Nicholls (11/4/24) | 9, vs. North Dakota St (11/26/22) |
| 3FG% | .643, vs. Colorado St (2/5/25) | .194, vs. Nicholls (11/4/24) | .643, vs. Colorado St (2/5/25) | .125, vs. Air Force (2/26/22) |
| FTs | 31, vs. Nevada (1/3/25) | 6, vs. Fresno St (1/20/25) | 36, vs. UTSA (12/10/22) | 2, at Colorado State (1/19/22) |
| FTAs | 41, vs. Nevada (1/3/25) | 9, at Colorado St (12/28/24) | 46, vs. UTSA (12/10/22) | 4, at Colorado State (1/19/22) |
| FT% | 1.00, vs. Boise State (1/17/25) | .389, at St. John's (11/17/24) | 1.00, vs. Boise State (1/17/25) | .300, at Utah State (2/22/22) |
| Off Rebs | 23, vs. New Mexico State (12/7/24) | 3, vs. Boise State (1/17/25) | 23, vs. New Mexico State (12/7/24) | 3, three times |
| Def Rebs | 39, vs. Fresno State (1/20/25) | 16, at St. John's (11/17/24) | 45, vs. Prairie View A&M (12/20/22) | 15, twice |
| Total Rebs | 54, vs. Fresno State (1/20/25) | 29, vs. Boise State (1/17/25) | 64, vs. Prairie View A&M (12/20/22) | 23, at Wyoming (1/22/22) |
| Rebound Margin | +19, vs. Fresno State (1/20/25) | - | +27, vs. Prairie View A&M (12/20/22) | - |
| Fouls | 28, vs. TAMUCC (11/12/24) | 13, vs. San Jose State (12/4/24) | 28, twice | 9, twice |
| Assists | 31, vs. Western NM (12/14/24) | 6, vs. VCU (12/18/24) | 31, vs. Western NM (12/14/24) | 5, at San Diego St (1/14/23) |
| Turnovers | 24, vs. UCLA (11/8/24) | 6, vs. New Mexico State (12/7/24) | 24, vs. UCLA (11/8/24) | 4, twice |
| Blocks | 10, vs. Nicholls (11/4/24) | 1, twice | 14, twice | 0, at San Diego St (2/16/24) |
| Steals | 17, vs. Western NM (12/14/24) | 4, at Utah State (2/1/25) | 18, vs. Santa Clara (12/9/23) | 1, vs. San Jose St (1/17/23) |
| Double Figure Scorers | 5, eight times | 2, three times | 6, vs. Utah State (1/16/24) | 2, numerous times |
| Players to Score | 12, twice | 6, three times | 12, four times | 5, twice |

OPPONENT HIGHS AND LOWS

| | SEASON HIGH | SEASON LOW | PITINO ERA HIGH | PITINO ERA LOW |
|-----------------------|--|--|--|---|
| Points | 89, twice | 48, San Diego St (1/11/25) | 97, at Nevada (1/23/23) | 46, Northern NM (2/11/22) |
| Points (Half) | 53 ² , at Fresno State (12/31/24) | 20 ¹ , San Diego St (1/11/25) | 54 ² , at Boise State (3/2/24) | 20 ¹ , twice |
| Victory Margin | +14, at St. John's (11/17/24) | - | +29, at UNLV (1/11/22) | - |
| FGs | 34, at St. John's (11/17/24) | 17, twice | 37, New Mexico State (12/6/21) | 17, twice |
| FGAs | 72, Nicholls (11/4/24) | 48, San Diego St (1/11/25) | 76, Boise State (1/20/23) | 46, Fresno State (1/25/22) |
| FG% | .538, Wyoming (2/12/25) | .315, at Air Force (2/8/25) | .660, at Air Force (2/10/23) | .282, Prairie View A&M (12/20/22) |
| FG% (half) | .630 ² , TAMUCC (11/12/24) | .214 ² , at Wyoming (1/7/25) | .741 ² , at San Jose St (2/20/22) | .214 ² , at Wyoming (1/7/25) |
| 3FGs | 15, Nicholls (11/4/24) | 4, at St. John's (11/17/24) | 15, Nicholls (11/4/24) | 2, twice |
| 3FGAs | 37, Nicholls (11/4/24) | 13, Wyoming (2/12/25) | 37, Nicholls (11/4/24) | 8, UNLV (2/10/24) |
| 3FG% | .538, Wyoming (2/12/25) | .161, at Utah State (2/1/25) | .550, at Colorado State (3/3/23) | .125, Iona (12/18/22) |
| FTs | 26, at Boise St (2/19/25) | 4, Wyoming (2/12/25) | 27, three times | 2, twice |
| FTAs | 35, twice | 8, twice | 38, Boise State (1/15/22) | 4, San Diego St (2/25/23) |
| FT% | 1.00, at Colorado St. (12/28/24) | .286, Wyoming (2/12/25) | 1.00, twice | .400, New Mexico St (12/6/21) |
| Off Rebs | 22, at St. John's (11/17/24) | 3, San Diego St (1/11/25) | 29, at San Jose State (2/17/23) | 2, vs. Toledo (11/21/23) |
| Def Rebs | 37, New Mexico State (12/7/24) | 15, Utah State (2/16/25) | 38, twice | 15, twice |
| Total Rebs | 49, twice | 24, Western NM (12/14/24) | 52, Boise State (1/15/22) | 22, No. Colorado (11/27/22) |
| Rebound Margin | +17, at St. John's (11/17/24) | - | +27, Boise State (1/15/22) | - |
| Fouls | 29, Utah State (2/16/25) | 9, at Colorado St. (12/28/24) | 30, Southern Utah (11/7/22) | 9, at Colorado St. (12/28/24) |
| Assists | 20, three times | 9, Colorado St. (2/5/25) | 23, twice | 7, Prairie View A&M (12/20/22) |
| Turnovers | 24, Western NM (12/14/24) | 9, at Utah State (2/1/25) | 26, vs. Santa Clara (12/9/23) | 4, San Jose State (1/17/23) |
| Blocks | 8, twice | 0, vs. USC (11/29/24) | 9, twice | 0, numerous times |
| Steals | 12, twice | 2, at Wyoming (1/7/25) | 15, vs. UAB (11/25/21) | 1, twice |
| Double Figure Scorers | 5, three times | 1, three times | 6, Utah State (1/8/22) | 0, Nevada (1/28/24) |
| Players to Score | 10, four times | 7, eight times | 12, UTSA (12/10/22) | 5, at Air Force (1/20/24) |

Bold denotes school record



2024-25 LOBO BASKETBALL

SUPERLATIVES...

| | |
|--|---|
| LARGEST LEAD AT ANY TIME: | 53 (122-69), vs. Western New Mexico (Dec. 14) |
| LARGEST DEFICIT AT ANY TIME: | 19 (45-64), at Boise State (Feb. 19) |
| LARGEST DEFICIT OVERCOME TO WIN: | 14 (18-32), at Wyoming (Jan. 7) |
| LARGEST LEAD SURRENDERED IN A LOSS: | 14 (33-19), vs. New Mexico State (Dec. 7) |
| LARGEST HALFTIME LEAD: | 27, (48-21), vs. Boise State (Jan. 17) |
| LARGEST HALFTIME DEFICIT: | 14 (18-32), at Wyoming (Jan. 7) |
| LARGEST HALFTIME DEFICIT OVERCOME TO WIN: | 14 (18-32), at Wyoming (Jan. 7) |
| LARGEST HALFTIME LEAD SURRENDERED IN A LOSS: | 4 (35-31), at San Jose State (Jan. 14) |
| MOST CONSECUTIVE POINTS SCORED: | 22, vs. Western New Mexico (Dec. 14) |
| MOST CONSECUTIVE POINTS ALLOWED: | 13, twice |

SPECIALTY STATS...

| POINTS OFF TURNOVERS | NEW MEXICO | OPPONENT |
|----------------------|-----------------------------|------------------------------|
| Average | 17.5 | 10.4 |
| High | 45 vs. Western NM (Dec. 14) | 21, by St. John's (Nov. 17) |
| Low | 4 at UNLV (Jan. 25) | 1, by San Diego St (Jan. 11) |

| 2ND CHANCE POINTS | NEW MEXICO | OPPONENT |
|-------------------|----------------------------------|-----------------------------|
| Average | 12.1 | 10.1 |
| High | 24, vs. Texas Southern (Nov. 24) | 25, by St. John's (Nov. 17) |
| Low | 2, twice | 0, by Wyoming (Feb. 12) |

| POINTS IN THE PAINT | NEW MEXICO | OPPONENT |
|---------------------|-----------------------------|-----------------------------|
| Average | 39.2 | 31.3 |
| High | 62 vs. Western NM (Dec. 14) | 48, by St. John's (Nov. 17) |
| Low | 24, at Wyoming (Jan. 7) | 18, twice |

| FAST BREAK POINTS | NEW MEXICO | OPPONENT |
|-------------------|-----------------------------|-----------|
| Average | 16.8 | 10.3 |
| High | 38 vs. Western NM (Dec. 14) | 16, twice |
| Low | 0 at Utah State (Feb. 1) | 2, twice |

| BENCH POINTS | NEW MEXICO | OPPONENT |
|--------------|-----------------------------|----------------------------|
| Average | 20.8 | 21.9 |
| High | 74 vs. Western NM (Dec. 14) | 35, twice |
| Low | 3, twice | 8, by St. John's (Nov. 17) |

LOBO LEADERS...

| POINTS | 2024-25 | CAREER | REBOUNDS | 2024-25 | CAREER |
|---------------------|---------|--------|---------------------|---------|--------|
| Donovan Dent | 17 | 27 | Nelly Junior Joseph | 20 | 35 |
| Nelly Junior Joseph | 6 | 9 | Mustapha Amzil | 2 | 3 |
| Mustapha Amzil | 4 | 5 | Filip Borovicinan | 2 | 2 |
| Tru Washington | 3 | 3 | Atiki Ally Atiki | 2 | 2 |
| CJ Noland | 2 | 2 | Tru Washington | 1 | 2 |
| Filip Borovicinan | 1 | 1 | Jovan Milicevic | 1 | 1 |
| Jovan Milicevic | 1 | 1 | Donovan Dent | 1 | 1 |

| ASSISTS | 2024-25 | CAREER | STEALS | 2024-25 | CAREER |
|-------------------|---------|--------|---------------------|---------|--------|
| Donovan Dent | 26 | 59 | Tru Washington | 14 | 21 |
| Tru Washington | 2 | 2 | Donovan Dent | 9 | 25 |
| Filip Borovicinan | 1 | 1 | Nelly Junior Joseph | 6 | 12 |
| Mustapha Amzil | - | 2 | CJ Noland | 5 | 5 |
| | | | Kayde Dotson | 3 | 3 |
| | | | Filip Borovicinan | 3 | 3 |
| | | | Mustapha Amzil | 2 | 4 |
| | | | Atiki Ally Atiki | 1 | 1 |
| | | | Braden Appelhans | 1 | 1 |
| | | | Quinton Webb | - | 1 |

| BLOCKS | 2024-25 | CAREER |
|---------------------|---------|--------|
| Nelly Junior Joseph | 15 | 28 |
| Atiki Ally Atiki | 8 | 8 |
| Donovan Dent | 4 | 20 |
| Mustapha Amzil | 3 | 5 |
| Tru Washington | 2 | 3 |
| CJ Noland | 2 | 2 |
| Jovan Milicevic | 2 | 2 |
| Filip Borovicinan | 1 | 1 |
| Braden Appelhans | 1 | 1 |
| Quinton Webb | - | 1 |

NEW MEXICO'S RECORD...

| | |
|---|------|
| Home..... | 14-1 |
| Road | 6-4 |
| Neutral | 2-1 |
| Ranked Opponent (either AP or Coaches)..... | 1-1 |
| Unranked Opponent..... | 21-5 |
| Leads at halftime | 16-2 |
| Trails at halftime | 5-4 |
| Tied at halftime..... | 1-0 |
| Goes into overtime..... | 1-1 |
| Leads by 10 or more points..... | 16-2 |
| Trails by 10 or more points..... | 4-5 |
| Shoots 50% or better | 8-1 |
| Shoots less than 50% | 14-5 |
| Shoots less than 45% | 6-5 |
| Shoots less than 40% | 3-3 |
| Opponent shoots 50% or better..... | 2-2 |
| Opponent shoots less than 50%..... | 20-4 |
| Opponent shoots less than 45%..... | 16-1 |
| Opponent shoots less than 40%..... | 9-0 |
| Has higher FG% than opponent | 18-1 |
| Has lower FG% than opponent..... | 4-5 |
| Has same FG% as opponent..... | 0-0 |
| Outrebounds its opponent | 16-3 |
| Outrebounded by opponent..... | 2-2 |
| Has same rebounds as opponent | 4-1 |
| Has more offensive rebounds than opponent..... | 15-3 |
| Has fewer offensive rebounds than opponent..... | 7-2 |
| Has same offensive rebounds as opponent | 0-1 |
| Has fewer turnovers than opponent..... | 17-4 |
| Has more turnovers than opponent | 4-2 |
| Has same turnovers as opponent..... | 1-0 |
| Has fewer than 10 turnovers | 6-2 |
| Opponent has fewer than 10 turnovers..... | 1-0 |
| Shoots more FTs than opponent | 17-3 |
| Shoots fewer FTs than opponent..... | 4-3 |
| Shoots the same FTs as opponent..... | 1-0 |
| Has game decided by 10 points or less or OT | 10-5 |
| Has game decided by 5 points or less or OT | 4-3 |
| Scores <60 points | 0-0 |
| Scores 60-69 points | 2-1 |
| Scores 70-79 points | 5-3 |
| Scores 80-89 points | 9-2 |
| Scores 90+ points | 6-0 |
| Allows <60 points..... | 4-0 |
| Allows 60-69 points..... | 8-0 |
| Allows 70-79 points..... | 6-2 |
| Allows 80-89 points..... | 4-4 |
| Allows 90+ points..... | 0-0 |
| Wins the tip | 13-3 |
| Loses the tip..... | 9-3 |
| White uniforms..... | 12-0 |
| White uniforms (turquoise trim) | 0-2 |
| Red uniforms | 5-2 |
| Red uniforms (turquoise trim)..... | 2-1 |
| Turquoise uniforms | 1-1 |
| Yellow statehood uniforms | 1-0 |
| Retro 1978 style uniforms | 1-0 |



Season Highs

| | | |
|------|----|--------------------------------|
| Pts | 23 | at Fresno State (12/31/24) |
| Reb | 8 | vs. Texas Southern (11/24/24) |
| FG | 11 | at Fresno State (12/31/24) |
| FGA | 17 | at Fresno State (12/31/24) |
| 3FG | 3 | twice |
| 3FGA | 9 | vs. Nicholls (11/4/24) |
| FT | 8 | vs. UCLA (11/8/24) |
| FTA | 8 | vs. UCLA (11/8/24) |
| Ast | 3 | six times |
| Blk | 3 | vs. Nicholls (11/4/24) |
| Stl | 3 | five times |
| Min | 31 | vs. New Mexico State (12/7/24) |

Career Highs

| | |
|----|---|
| 23 | twice |
| 8 | vs. Texas Southern (11/24/24) |
| 11 | at Fresno State (12/31/24) |
| 18 | at Florida Atlantic (1/28/24) ^{NT} |
| 4 | vs. Tulane (3/14/24) ^{NT} |
| 9 | vs. Nicholls (11/4/24) |
| 8 | vs. UCLA (11/8/24) |
| 9 | vs. Tulane (3/14/24) ^{NT} |
| 5 | four times |
| 3 | vs. Nicholls (11/4/24) |
| 4 | at Boise State (12/5/23) ^{NT} |
| 36 | vs. Tulane (1/6/24) ^{NT} |

MW Career Highs

| | |
|----|-----------------------------|
| 23 | at Fresno State (12/31/24) |
| 5 | three times |
| 11 | at Fresno State (12/31/24) |
| 17 | at Fresno State (12/31/24) |
| 3 | vs. Colorado State (2/5/25) |
| 6 | three players |
| 4 | vs. Wyoming (2/12/25) |
| 6 | vs. Wyoming (2/12/25) |
| 3 | twice |
| 1 | three times |
| 2 | at UNLV (1/25/25) |
| 30 | vs. Wyoming (2/12/25) |

8.3 PPG | 2.8 RPG | 21.2 MPG | 1.3 APG

2024-25 GAME-BY-GAME

| Opponent | MP | FG-A | 3G-A | FT-A | O-D-T | PF | A | TO | BS | ST | TP |
|--------------------|----|-------|------|------|-------|----|---|----|----|----|----|
| Nicholls | 22 | 4-14 | 1-9 | 1-3 | 2-1-3 | 2 | 1 | 1 | 3 | 1 | 10 |
| vs. UCLA | 19 | 2-5 | 1-2 | 8-8 | 0-1-1 | 5 | 1 | 0 | 0 | 3 | 13 |
| A&M-Corpus Christi | 16 | 1-7 | 1-5 | 2-2 | 0-3-3 | 5 | 1 | 3 | 0 | 3 | 5 |
| at St. John's | 28 | 5-12 | 2-5 | 3-5 | 4-0-4 | 4 | 3 | 2 | 1 | 3 | 15 |
| Grambling State* | 28 | 2-7 | 2-6 | 2-2 | 1-3-4 | 1 | 3 | 0 | 0 | 3 | 8 |
| Texas Southern* | 21 | 3-6 | 0-2 | 0-1 | 2-6-8 | 2 | 1 | 1 | 0 | 2 | 6 |
| vs. Arizona State* | 30 | 4-7 | 3-3 | 2-2 | 0-4-4 | 3 | 2 | 1 | 0 | 2 | 13 |
| vs. USC* | 23 | 3-8 | 0-4 | 0-4 | 0-3-3 | 3 | 0 | 1 | 0 | 2 | 6 |
| San Jose State | | | | | -INJ- | | | | | | |
| New Mexico State* | 31 | 3-12 | 1-6 | 0-0 | 0-0-0 | 3 | 3 | 1 | 0 | 2 | 7 |
| Western NM* | 13 | 3-6 | 1-3 | 2-2 | 1-1-2 | 1 | 3 | 0 | 0 | 3 | 9 |
| VCU* | 17 | 0-2 | 0-2 | 0-0 | 0-3-3 | 5 | 1 | 1 | 0 | 0 | 0 |
| at Colorado State | 20 | 5-7 | 1-2 | 0-0 | 1-3-4 | 1 | 1 | 4 | 0 | 0 | 11 |
| at Fresno State | 22 | 11-17 | 1-6 | 0-0 | 1-2-3 | 1 | 3 | 2 | 0 | 1 | 23 |
| Nevada | 23 | 2-5 | 1-4 | 2-4 | 1-2-3 | 4 | 2 | 0 | 0 | 0 | 7 |
| at Wyoming | 14 | 0-3 | 0-2 | 2-2 | 0-1-1 | 3 | 0 | 0 | 0 | 0 | 2 |
| San Diego State | 14 | 1-5 | 0-2 | 0-0 | 0-1-1 | 1 | 0 | 0 | 0 | 0 | 2 |
| at San Jose State | 22 | 1-9 | 0-2 | 1-2 | 1-4-5 | 1 | 2 | 1 | 1 | 0 | 3 |
| Boise State | 21 | 4-5 | 1-2 | 0-0 | 0-1-1 | 2 | 1 | 0 | 0 | 0 | 9 |
| Fresno State | 21 | 3-13 | 2-6 | 0-0 | 1-4-5 | 2 | 3 | 2 | 0 | 0 | 8 |
| at UNLV | 22 | 1-4 | 1-2 | 0-0 | 0-4-4 | 2 | 0 | 0 | 0 | 2 | 3 |
| at Utah State | 21 | 4-8 | 1-3 | 2-3 | 1-1-2 | 3 | 1 | 0 | 1 | 0 | 11 |
| Colorado State | 22 | 7-7 | 3-3 | 2-2 | 1-1-2 | 2 | 2 | 1 | 0 | 1 | 19 |
| at Air Force | 18 | 3-6 | 1-1 | 1-1 | 0-0-0 | 3 | 0 | 0 | 1 | 0 | 8 |
| Wyoming | 30 | 3-11 | 2-6 | 4-6 | 1-1-2 | 1 | 1 | 0 | 0 | 0 | 12 |
| Utah State | 7 | 0-1 | 0-1 | 0-0 | 0-0-0 | 0 | 0 | 0 | 0 | 0 | 0 |
| at Boise State | 22 | 4-9 | 2-5 | 2-2 | 1-2-3 | 4 | 0 | 1 | 0 | 1 | 12 |
| at San Diego State | 26 | 1-5 | 1-4 | 0-0 | 1-4-5 | 1 | 1 | 2 | 0 | 1 | 3 |

* game started

SEASON NOTES


- Tri-Captain
- Had 12 points at Boise State (Feb. 19)
- Scored 12 points vs. Wyoming (Feb. 12)
- Had 19 points (7-7 FG, 3-3 3FG) vs. Colorado St (Feb. 5)
- Scored 11 points at Utah State (Feb. 1)
- Had eight points and five rebounds vs. Fresno State (Jan. 20)
- Had nine points (4-5 FG) vs. Boise State (Jan. 17)
- Tied a career high with 23 points at Fresno State (Dec. 31), the most points off the bench by a Lobo in three years
- Had 11 points (5-7 FG) and four rebounds in MW debut at Colorado State (Dec. 28)
- Scored 13 points (3-3 3FG) vs. Arizona State (Nov. 28)
- Had six points and a career-high eight rebounds vs. Texas Southern (Nov. 24)
- Had eight points, three assists and three steals vs. Grambling State in first start of the season (Nov. 21)
- Had 15 points, four rebounds and three assists at No. 22 St. John's (Nov. 17)
- Had 13 points (8-8 FT) vs. No. 22 UCLA (Nov. 8)
- Scored 10 points and had a career-high three blocks in his UNM debut vs. Nicholls (Nov. 4)
- Had two points in the exhibition vs. UTEP (Oct. 28)

| | 2024-25 | CAREER | STREAK |
|-----------------------|---------|--------|--------|
| Double Figure Scoring | 10 | 33 | - |
| 20-Point Games | 1 | 3 | - |

CAREER STATISTICS

| Year | G-GS | Min-Avg. | FG-FGA | Pct. | 3FG-3FGA | Pct. | FT-FTA | Pct. | Off-Def. | Reb-Avg. | PF-DQ | Ast | TO | Blk | Stl | Pts-Avg |
|-----------|--------|-----------|---------|------|----------|------|---------|------|----------|----------|-------|-----|-----|-----|-----|----------|
| 2021-22 % | 33-0 | 416-12.6 | 52-97 | .536 | 17-39 | .436 | 9-13 | .692 | 7-41 | 48-1.5 | 34-0 | 22 | 26 | 3 | 22 | 130-3.9 |
| Conf | 16-0 | 192-12.0 | 22-42 | .524 | 7-17 | .412 | 5-7 | .714 | 2-16 | 18-1.1 | 17-0 | 7 | 12 | 1 | 9 | 56-3.5 |
| 2022-23 % | 26-8 | 378-14.5 | 30-84 | .357 | 13-55 | .236 | 10-19 | .526 | 5-30 | 35-1.3 | 19-0 | 15 | 20 | 1 | 12 | 83-3.2 |
| Conf | 13-0 | 193-14.8 | 17-43 | .395 | 8-31 | .258 | 6-9 | .667 | 4-11 | 15-1.2 | 8-0 | 10 | 9 | 0 | 6 | 48-3.7 |
| 2023-24 ^ | 29-20 | 757-26.1 | 111-254 | .437 | 33-86 | .384 | 60-87 | .690 | 11-70 | 81-2.8 | 59-0 | 58 | 52 | 7 | 28 | 315-10.9 |
| Conf | 13-8 | 380-29.2 | 55-139 | .396 | 9-41 | .220 | 31-44 | .705 | 5-34 | 39-3.0 | 26-0 | 29 | 25 | 2 | 11 | 150-11.5 |
| 2024-25 | 27-7 | 573-21.2 | 80-201 | .398 | 29-99 | .293 | 36-51 | .706 | 20-56 | 76-2.8 | 65-3 | 36 | 24 | 7 | 30 | 225-8.3 |
| Conf | 16-0 | 325-20.3 | 50-115 | .435 | 17-52 | .327 | 16-22 | .727 | 10-31 | 41-2.6 | 31-0 | 17 | 13 | 3 | 6 | 133-8.3 |
| CAREER | 115-35 | 2126-18.5 | 273-636 | .429 | 92-279 | .330 | 115-170 | .676 | 43-197 | 240-2.1 | 177-3 | 131 | 122 | 18 | 92 | 753-6.5 |

% at Oklahoma | ^ at North Texas



Season Highs

| | | |
|------|----|-----------------------------------|
| Pts | 18 | vs. Western New Mexico (12/14/24) |
| Reb | 4 | vs. Western New Mexico (12/14/24) |
| FG | 5 | twice |
| FGA | 8 | twice |
| 3FG | 5 | vs. Western New Mexico (12/14/24) |
| 3FGA | 8 | vs. Western New Mexico (12/14/24) |
| FT | 3 | vs. Western New Mexico (12/14/24) |
| FTA | 4 | vs. Western New Mexico (12/14/24) |
| Ast | 2 | three times |
| Blk | 2 | vs. Texas Southern (11/24/24) |
| Stl | 2 | at Colorado State (12/28/24) |
| Min | 23 | vs. Western New Mexico (12/14/24) |

Career Highs

| | |
|----|-----------------------------------|
| 18 | vs. Western New Mexico (12/14/24) |
| 5 | vs. Western New Mexico (12/6/22) |
| 5 | three times |
| 8 | three times |
| 5 | vs. Western New Mexico (12/14/24) |
| 8 | vs. Western New Mexico (12/14/24) |
| 3 | vs. Western New Mexico (12/14/24) |
| 4 | vs. Western New Mexico (12/14/24) |
| 3 | vs. Eastern New Mexico (12/29/23) |
| 2 | twice |
| 2 | at Colorado State (12/28/24) |
| 23 | vs. Western New Mexico (12/14/24) |

MW Career Highs

| | |
|----|------------------------------|
| 6 | vs. Fresno State (1/20/25) |
| 2 | twice |
| 2 | vs. Fresno State (1/20/25) |
| 8 | vs. Fresno State (1/20/25) |
| 2 | vs. Fresno State (1/20/25) |
| 6 | vs. Fresno State (1/20/25) |
| 2 | twice |
| 2 | twice |
| 2 | twice |
| 1 | three times |
| 2 | at Colorado State (12/28/24) |
| 19 | vs. San Jose State (12/4/24) |

3.7 PPG | 0.8 RPG | 10.9 MPG | 42% 3FG

2024-25 GAME-BY-GAME

| Opponent | MP | FG-A | 3G-A | FT-A | O-D-T | PF | A | TO | BS | ST | TP |
|--------------------|----|------|------|------|-------|----|---|----|----|----|----|
| Nicholls | 9 | 1-4 | 1-4 | 0-0 | 0-0-0 | 0 | 0 | 0 | 0 | 1 | 3 |
| vs. UCLA | 4 | 1-1 | 1-1 | 0-0 | 0-1-1 | 1 | 0 | 0 | 0 | 0 | 3 |
| A&M-Corpus Christi | 10 | 1-1 | 1-1 | 0-0 | 0-2-2 | 0 | 0 | 0 | 0 | 1 | 3 |
| at St. John's | 7 | 0-1 | 0-1 | 0-0 | 1-0-1 | 0 | 1 | 0 | 0 | 0 | 0 |
| Grambling State | 14 | 2-3 | 1-2 | 1-2 | 0-1-1 | 2 | 0 | 1 | 0 | 0 | 6 |
| Texas Southern | 14 | 1-3 | 1-2 | 0-0 | 0-0-0 | 0 | 2 | 0 | 2 | 1 | 3 |
| vs. Arizona State | 4 | 0-0 | 0-0 | 0-0 | 0-1-1 | 0 | 0 | 0 | 0 | 0 | 0 |
| vs. USC | 17 | 3-7 | 2-5 | 1-1 | 1-0-1 | 1 | 0 | 0 | 0 | 0 | 9 |
| San Jose State* | 19 | 1-5 | 1-4 | 0-0 | 0-2-2 | 0 | 1 | 0 | 1 | 0 | 3 |
| New Mexico State | 16 | 5-7 | 4-6 | 0-0 | 0-0-0 | 0 | 1 | 0 | 0 | 0 | 14 |
| Western NM | 23 | 5-8 | 5-8 | 3-4 | 0-4-4 | 3 | 1 | 0 | 0 | 1 | 18 |
| VCU | 17 | 1-2 | 1-1 | 1-2 | 0-1-1 | 5 | 0 | 1 | 0 | 0 | 4 |
| at Colorado State | 16 | 1-2 | 1-2 | 0-0 | 1-0-1 | 1 | 1 | 0 | 0 | 2 | 3 |
| at Fresno State | 14 | 1-4 | 1-4 | 0-0 | 0-0-0 | 0 | 0 | 0 | 0 | 0 | 3 |
| Nevada | 16 | 1-4 | 1-4 | 0-0 | 0-1-1 | 1 | 2 | 1 | 1 | 1 | 3 |
| at Wyoming | 7 | 0-0 | 0-0 | 0-0 | 0-0-0 | 1 | 0 | 0 | 0 | 1 | 0 |
| San Diego State | 5 | 0-0 | 0-0 | 0-0 | 0-0-0 | 0 | 0 | 0 | 0 | 0 | 0 |
| at San Jose State | 4 | 1-4 | 0-2 | 0-0 | 0-0-0 | 1 | 0 | 0 | 0 | 0 | 2 |
| Boise State | | | | | -INJ- | | | | | | |
| Fresno State | 14 | 2-8 | 2-6 | 0-0 | 1-1-2 | 2 | 2 | 1 | 0 | 0 | 6 |
| at UNLV | 6 | 0-1 | 0-1 | 0-0 | 0-0-0 | 0 | 0 | 0 | 1 | 0 | 0 |
| at Utah State | 4 | 0-0 | 0-0 | 0-0 | 0-1-1 | 0 | 0 | 0 | 0 | 0 | 0 |
| Colorado State | | | | | -DNP- | | | | | | |
| at Air Force | 17 | 1-4 | 1-2 | 2-2 | 0-0-0 | 1 | 1 | 0 | 0 | 0 | 5 |
| Wyoming | 3 | 0-1 | 0-1 | 0-0 | 0-0-0 | 1 | 0 | 0 | 0 | 0 | 0 |
| Utah State | 7 | 0-1 | 0-1 | 2-2 | 1-0-1 | 1 | 0 | 0 | 0 | 0 | 2 |
| at Boise State | 8 | 1-2 | 1-1 | 0-0 | 0-0-0 | 2 | 0 | 1 | 0 | 0 | 3 |
| at San Diego State | | | | | -DNP- | | | | | | |

* game started

SEASON NOTES

- Scored three points at Boise State (Feb. 19)
- Had two points vs. Utah State (Feb. 16)
- Scored five points at Air Force (Feb. 8)
- Had a MW high six points vs. Fresno State (Jan. 20)
- Set a career high with 18 points (5-8 3FG) vs. Western New Mexico (Dec. 14)
- Had 14 points (4-6 3FG) vs. New Mexico State (Dec. 7)
- Had three points in first career start vs. San Jose State (Dec. 4)
- Scored nine points vs. USC (Nov. 29)
- Had three points and matched a career high with two blocks vs. Texas Southern (Nov. 24)
- Had six points vs. Grambling State (Nov. 21)
- Scored three points vs. Texas A&M-Corpus Christi (Nov. 12)
- Had three points vs. No. 22 UCLA (Nov. 8)
- Scored three points vs. Nicholls (Nov. 4)
- Had four points in the exhibition vs. UTEP (Oct. 28)

| | 2024-25 | CAREER | STREAK |
|-----------------------|---------|--------|--------|
| Double Figure Scoring | 2 | 4 | - |

CAREER STATISTICS

| Year | G-GS | Min-Avg. | FG-FGA | Pct. | 3FG-3FGA | Pct. | FT-FTA | Pct. | Off-Def. | Reb-Avg. | PF-DQ | Ast | TO | Blk | Stl | Pts-Avg |
|---------|------|----------|--------|------|----------|------|--------|-------|----------|----------|-------|-----|----|-----|-----|---------|
| 2022-23 | 10-0 | 62-6.2 | 4-15 | .267 | 2-11 | .182 | 0-2 | .000 | 0-12 | 12-1.2 | 5-0 | 1 | 1 | 3 | 1 | 10-1.0 |
| Conf | 2-0 | 2-1.0 | 0-1 | .000 | 0-0 | .000 | 0-0 | .000 | 0-0 | 0-0.0 | 0-0 | 0 | 0 | 0 | 0 | 0-0.0 |
| 2023-24 | 16-0 | 94-5.9 | 13-34 | .382 | 10-25 | .400 | 4-4 | 1.000 | 1-8 | 9-0.6 | 8-0 | 5 | 5 | 1 | 4 | 40-2.5 |
| Conf | 4-0 | 11-2.8 | 0-2 | .000 | 0-1 | .000 | 0-0 | .000 | 0-2 | 2-0.5 | 1-0 | 0 | 0 | 0 | 0 | 0-0.0 |
| 2024-25 | 25-1 | 273-10.9 | 29-73 | .397 | 25-59 | .424 | 10-13 | .769 | 5-15 | 20-0.8 | 23-1 | 12 | 5 | 5 | 8 | 93-3.7 |
| Conf | 14-1 | 137-9.8 | 9-36 | .250 | 8-28 | .286 | 4-4 | 1.000 | 3-5 | 8-0.6 | 11-0 | 7 | 3 | 3 | 4 | 30-2.1 |
| CAREER | 51-1 | 429-8.4 | 46-122 | .377 | 37-95 | .389 | 14-19 | .737 | 6-35 | 41-0.8 | 36-1 | 18 | 11 | 9 | 13 | 143-2.8 |

Junior | Guard | 6-2 | 185 | Riverside, CA | Centennial HS



Season Highs

| | | |
|------|----|------------------------------|
| Pts | 40 | vs. VCU (12/18/24) |
| Reb | 6 | three times |
| FG | 14 | vs. VCU (12/18/24) |
| FGA | 26 | vs. VCU (12/18/24) |
| 3FG | 3 | at Air Force (2/8/25) |
| 3FGA | 6 | at Air Force (2/8/25) |
| FT | 12 | vs. Arizona State (11/28/24) |
| FTA | 15 | vs. Arizona State (11/28/24) |
| Ast | 11 | three times |
| Blk | 3 | vs. Utah State (2/16/25) |
| Stl | 5 | at Fresno State (12/31/24) |
| Min | 40 | vs. Utah State (2/16/25) |

Career Highs

| | |
|----|------------------------------|
| 40 | vs. VCU (12/18/24) |
| 6 | six times |
| 14 | vs. VCU (12/18/24) |
| 26 | vs. VCU (12/18/24) |
| 3 | at Air Force (2/8/25) |
| 6 | at Air Force (2/8/25) |
| 12 | vs. Arizona State (11/28/24) |
| 15 | vs. Arizona State (11/28/24) |
| 14 | vs. Utah State (1/16/24) |
| 3 | three times |
| 5 | twice |
| 40 | vs. Utah State (2/16/25) |

MW Career Highs

| | |
|----|--------------------------|
| 34 | at UNLV (1/25/25) |
| 6 | three times |
| 13 | at UNLV (1/25/25) |
| 21 | at UNLV (1/25/25) |
| 3 | at Air Force (2/8/25) |
| 6 | at Air Force (2/8/25) |
| 9 | twice |
| 11 | at Boise State (2/19/25) |
| 14 | vs. Utah State (1/16/24) |
| 3 | twice |
| 5 | twice |
| 40 | vs. Utah State (2/16/25) |

19.9 PPG | 6.5 APG | 34.6 MPG | 1.5 SPG

2024-25 GAME-BY-GAME

| Opponent | MP | FG-A | 3G-A | FT-A | O-D-T | PF | A | TO | BS | ST | TP |
|---------------------|----|-------|------|-------|-------|----|----|----|----|----|----|
| Nicholls* | 38 | 5-11 | 0-2 | 5-7 | 0-0-0 | 0 | 11 | 2 | 1 | 3 | 15 |
| vs. UCLA* | 34 | 8-13 | 0-1 | 1-4 | 0-1-1 | 1 | 8 | 9 | 0 | 2 | 17 |
| A&M-Corpus Christi* | 30 | 7-10 | 1-1 | 10-14 | 0-0-0 | 2 | 10 | 0 | 0 | 2 | 25 |
| at St. John's* | 37 | 5-12 | 1-2 | 1-2 | 1-2-3 | 2 | 6 | 2 | 1 | 1 | 12 |
| Grambling State* | 34 | 7-13 | 2-2 | 6-8 | 1-1-2 | 0 | 8 | 4 | 2 | 1 | 22 |
| Texas Southern* | 25 | 4-9 | 0-1 | 3-4 | 1-1-2 | 2 | 5 | 0 | 1 | 1 | 11 |
| vs. Arizona State* | 35 | 9-21 | 0-1 | 12-15 | 0-1-1 | 2 | 7 | 0 | 1 | 0 | 30 |
| vs. USC* | 36 | 6-12 | 1-2 | 4-4 | 1-5-6 | 1 | 11 | 4 | 1 | 1 | 17 |
| San Jose State* | 38 | 6-16 | 1-2 | 7-10 | 0-3-3 | 2 | 5 | 4 | 1 | 1 | 20 |
| New Mexico State* | 37 | 5-12 | 0-0 | 5-8 | 1-2-3 | 3 | 4 | 2 | 1 | 0 | 15 |
| Western NM* | 19 | 5-8 | 1-1 | 0-0 | 0-1-1 | 1 | 8 | 2 | 1 | 4 | 11 |
| VCU* | 39 | 14-26 | 2-4 | 10-11 | 0-5-5 | 1 | 4 | 3 | 0 | 1 | 40 |
| at Colorado State* | 36 | 7-16 | 0-1 | 0-0 | 0-2-2 | 1 | 6 | 3 | 0 | 0 | 14 |
| at Fresno State* | 34 | 7-13 | 0-2 | 4-5 | 0-5-5 | 0 | 6 | 4 | 2 | 5 | 18 |
| Nevada* | 39 | 6-11 | 0-0 | 8-9 | 0-0-0 | 3 | 6 | 5 | 1 | 1 | 20 |
| at Wyoming* | 38 | 6-13 | 1-2 | 9-9 | 0-3-3 | 2 | 6 | 3 | 1 | 2 | 22 |
| San Diego State* | 31 | 6-12 | 0-2 | 4-6 | 0-1-1 | 1 | 5 | 3 | 0 | 3 | 16 |
| at San Jose State* | 34 | 7-14 | 0-2 | 3-4 | 0-2-2 | 1 | 5 | 1 | 0 | 1 | 17 |
| Boise State* | 27 | 6-12 | 1-2 | 3-3 | 0-1-1 | 1 | 7 | 4 | 2 | 1 | 16 |
| Fresno State* | 32 | 9-17 | 0-2 | 2-3 | 0-4-4 | 2 | 9 | 0 | 1 | 2 | 20 |
| at UNLV* | 37 | 13-21 | 2-3 | 6-6 | 0-1-1 | 1 | 2 | 4 | 0 | 0 | 34 |
| at Utah State* | 36 | 5-13 | 0-1 | 4-4 | 0-4-4 | 1 | 6 | 3 | 1 | 2 | 14 |
| Colorado State* | 37 | 8-18 | 0-1 | 3-4 | 1-5-6 | 2 | 4 | 2 | 1 | 2 | 19 |
| at Air Force* | 33 | 9-19 | 3-6 | 4-5 | 1-1-2 | 0 | 6 | 2 | 0 | 1 | 25 |
| Wyoming* | 38 | 7-19 | 0-3 | 6-10 | 0-6-6 | 3 | 7 | 3 | 1 | 3 | 20 |
| Utah State* | 40 | 8-12 | 2-3 | 5-6 | 1-2-3 | 2 | 3 | 5 | 3 | 2 | 23 |
| at Boise State* | 37 | 4-13 | 0-0 | 9-11 | 1-2-3 | 1 | 11 | 4 | 2 | 0 | 17 |
| at San Diego State* | 38 | 9-20 | 2-4 | 6-6 | 0-0-0 | 3 | 7 | 1 | 1 | 0 | 26 |

* game started

SEASON NOTES

- Tri-Captain
- Only MW player on Naismith Trophy Midseason Team
- Only MW player on Oscar Robertson Trophy Watch List
- Three-time MW Player of the Week (12/23, 1/13, 1/27)
- Had 26 points and seven assists at San Diego St (Feb. 25)
- Had 17 points and 11 assists at Boise State (Feb. 19)
- Scored 34 points (13-21 FG) at UNLV (Jan. 25)
- Had 20 points and nine assists vs. Fresno State (Jan. 20)
- Scored 16 points, including his 1,000th career point, vs. San Diego State (Jan. 11)
- Scored a career-high 40 points vs. VCU (Dec. 18)
- Had 20 points (18 in 2nd half) vs. San Jose State (Dec. 4)
- Double-double with 17 points & 11 assists vs. USC (Nov. 29)
- Had 30 points and seven assists vs. Arizona St (Nov. 28)
- 1st Lobo in history to have a 25 point/10 assist/0 turnover game vs. Texas A&M-Corpus Christi (Nov. 12)
- Had 17 points and eight assists vs. No. 22 UCLA (Nov. 8)
- Had 15 points and 11 assists vs. Nicholls (Nov. 4)

UNM CAREER RECORD BOOK

| | Total | Rank | Up Next |
|----------|-------|------|-----------------------------|
| Points: | 1,241 | 24th | Marvin Johnson (1,246-23rd) |
| Assists: | 452 | 8th | David Gibson (460-7th) |
| Steals: | 125 | 17th | Royce Olney (130-16th) |

| | 2024-25 | CAREER | STREAK |
|------------------------|---------|--------|--------|
| Double-Doubles | 4 | 7 | - |
| Double Figure Scoring | 28 | 59 | 28 |
| 20-Point Games | 13 | 21 | 1 |
| 30-Point Games (40 pt) | 3 (1) | 4 (1) | - |
| 10-Assist Games | 4 | 7 | - |

CAREER STATISTICS

| Year | G-GS | Min-Avg. | FG-FGA | Pct. | 3FG-3FGA | Pct. | FT-FTA | Pct. | Off-Def. | Reb-Avg. | PF-DQ | Ast | TO | Blk | Stl | Pts-Avg |
|---------|-------|-----------|---------|------|----------|------|---------|------|----------|----------|-------|-----|-----|-----|-----|-----------|
| 2022-23 | 34-2 | 629-18.5 | 69-136 | .507 | 4-19 | .211 | 50-73 | .685 | 10-59 | 69-2.0 | 61-1 | 79 | 55 | 25 | 30 | 192-5.6 |
| Conf | 18-2 | 319-17.7 | 31-67 | .463 | 2-13 | .154 | 24-34 | .706 | 4-31 | 35-1.9 | 35-1 | 31 | 30 | 10 | 17 | 88-4.9 |
| 2023-24 | 35-35 | 1096-31.3 | 195-375 | .520 | 15-40 | .375 | 88-129 | .682 | 13-75 | 88-2.5 | 67-0 | 190 | 79 | 24 | 53 | 493-14.1 |
| Conf | 18-18 | 585-32.5 | 96-186 | .516 | 8-23 | .348 | 48-66 | .727 | 6-38 | 44-2.4 | 37-0 | 92 | 37 | 14 | 21 | 248-13.8 |
| 2024-25 | 28-28 | 969-34.6 | 198-406 | .488 | 20-53 | .377 | 140-178 | .787 | 9-61 | 70-2.5 | 41-0 | 183 | 79 | 26 | 42 | 556-19.9 |
| Conf | 17-17 | 606-35.6 | 123-259 | .475 | 12-36 | .333 | 83-101 | .822 | 4-42 | 46-2.7 | 26-0 | 101 | 51 | 17 | 26 | 341-20.1 |
| CAREER | 97-65 | 2694-27.8 | 462-917 | .504 | 39-112 | .348 | 278-380 | .732 | 32-195 | 227-2.3 | 169-1 | 452 | 213 | 75 | 125 | 1241-12.8 |



Season Highs

| | | |
|------|----|-------------------------------|
| Pts | 25 | vs. Utah State (2/16/25) |
| Reb | 10 | vs. Texas Southern (11/24/24) |
| FG | 8 | twice |
| FGA | 15 | vs. Utah State (2/16/25) |
| 3FG | 4 | vs. Utah State (2/16/25) |
| 3FGA | 8 | vs. Utah State (2/16/25) |
| FT | 5 | vs. Utah State (2/16/25) |
| FTA | 7 | twice |
| Ast | 6 | at Fresno State (12/31/24) |
| Blk | 2 | twice |
| Stl | 5 | three times |
| Min | 36 | vs. Utah State (2/16/25) |

Career Highs

| | |
|----|--------------------------------|
| 25 | vs. Utah State (2/16/25) |
| 12 | vs. Pepperdine (11/24/23) |
| 8 | twice |
| 15 | vs. Utah State (2/16/25) |
| 4 | vs. Utah State (2/16/25) |
| 8 | vs. Utah State (2/16/25) |
| 8 | vs. New Mexico State (12/2/23) |
| 10 | vs. New Mexico State (12/2/23) |
| 6 | twice |
| 2 | three times |
| 5 | five times |
| 36 | vs. Utah State (2/16/25) |

MW Career Highs

| | |
|----|----------------------------|
| 25 | vs. Utah State (2/16/25) |
| 8 | at Utah State (2/1/25) |
| 8 | vs. Utah State (2/16/25) |
| 15 | vs. Utah State (2/16/25) |
| 4 | vs. Utah State (2/16/25) |
| 8 | vs. Utah State (2/16/25) |
| 5 | vs. Utah State (2/16/25) |
| 7 | vs. Utah State (2/16/25) |
| 6 | at Fresno State (12/31/24) |
| 2 | three times |
| 5 | twice |
| 36 | vs. Utah State (2/16/25) |

11.2 PPG | 3.9 RPG | 27.3 MPG | 2.1 SPG

2024-25 GAME-BY-GAME

| Opponent | MP | FG-A | 3G-A | FT-A | O-D-T | PF | A | TO | BS | ST | TP |
|---------------------|----|------|------|------|--------|----|---|----|----|----|----|
| Nicholls* | 20 | 4-8 | 2-3 | 2-2 | 1-3-4 | 4 | 0 | 1 | 0 | 2 | 12 |
| vs. UCLA* | 30 | 1-7 | 0-3 | 1-2 | 2-3-5 | 2 | 2 | 3 | 0 | 5 | 3 |
| A&M-Corpus Christi* | 31 | 5-12 | 1-4 | 4-7 | 3-2-5 | 3 | 2 | 1 | 0 | 2 | 15 |
| at St. John's* | 32 | 3-10 | 1-2 | 2-3 | 0-2-2 | 5 | 2 | 1 | 0 | 1 | 9 |
| Grambling State* | 26 | 6-14 | 1-3 | 2-2 | 0-3-3 | 2 | 0 | 3 | 0 | 5 | 15 |
| Texas Southern* | 28 | 8-13 | 3-4 | 0-1 | 5-5-10 | 1 | 3 | 1 | 0 | 4 | 19 |
| vs. Arizona State* | 27 | 1-8 | 0-3 | 0-0 | 3-2-5 | 4 | 0 | 0 | 0 | 2 | 2 |
| vs. USC* | 32 | 7-12 | 3-7 | 3-4 | 1-3-4 | 1 | 4 | 3 | 0 | 2 | 20 |
| San Jose State* | 31 | 5-13 | 3-7 | 0-0 | 2-3-5 | 0 | 2 | 2 | 0 | 0 | 13 |
| New Mexico State* | 21 | 3-9 | 2-4 | 0-0 | 3-2-5 | 2 | 1 | 1 | 1 | 0 | 8 |
| Western NM | 17 | 5-10 | 1-1 | 1-2 | 1-4-5 | 0 | 5 | 2 | 0 | 1 | 12 |
| VCU | | | | | -INJ- | | | | | | |
| at Colorado State* | 20 | 0-7 | 0-3 | 2-2 | 1-1-2 | 1 | 1 | 1 | 0 | 1 | 2 |
| at Fresno State* | 29 | 6-9 | 2-2 | 0-0 | 0-1-1 | 1 | 6 | 2 | 0 | 0 | 14 |
| Nevada* | 25 | 1-4 | 0-1 | 4-6 | 0-1-1 | 3 | 0 | 2 | 0 | 0 | 6 |
| at Wyoming* | 26 | 1-7 | 0-3 | 1-2 | 0-3-3 | 2 | 0 | 0 | 1 | 2 | 3 |
| San Diego State* | 29 | 5-10 | 3-7 | 0-4 | 0-5-5 | 1 | 1 | 1 | 1 | 1 | 13 |
| at San Jose State* | 25 | 2-7 | 0-2 | 2-3 | 2-1-3 | 3 | 2 | 0 | 0 | 5 | 6 |
| Boise State* | 27 | 5-8 | 1-1 | 2-2 | 0-2-2 | 3 | 5 | 0 | 1 | 1 | 13 |
| Fresno State* | 22 | 5-9 | 3-5 | 0-0 | 0-1-1 | 0 | 2 | 0 | 1 | 1 | 13 |
| at UNLV* | 30 | 4-9 | 0-3 | 1-2 | 2-2-4 | 3 | 2 | 0 | 0 | 1 | 9 |
| at Utah State* | 31 | 4-9 | 2-5 | 3-5 | 2-6-8 | 2 | 1 | 3 | 0 | 2 | 13 |
| Colorado State* | 31 | 5-7 | 2-2 | 3-5 | 1-2-3 | 2 | 1 | 0 | 0 | 3 | 15 |
| at Air Force* | 24 | 6-14 | 1-4 | 3-6 | 1-4-5 | 0 | 1 | 0 | 0 | 4 | 16 |
| Wyoming* | 30 | 5-9 | 2-4 | 3-5 | 0-3-3 | 2 | 0 | 1 | 0 | 3 | 15 |
| Utah State* | 36 | 8-15 | 4-8 | 5-7 | 2-3-5 | 3 | 4 | 2 | 2 | 4 | 25 |
| at Boise State* | 26 | 4-6 | 1-3 | 0-0 | 1-3-4 | 5 | 3 | 2 | 0 | 2 | 9 |
| at San Diego State* | 32 | 1-9 | 0-5 | 0-0 | 0-2-2 | 2 | 1 | 1 | 2 | 4 | 2 |

* game started

SEASON NOTES

- Mountain West Player of the Week (Feb. 17)
- Scored a career-high 25 points and had five rebounds, four assists and four steals vs. Utah State (Feb. 16)
- Had 15 points and three steals vs. Wyoming (Feb. 12)
- Had 16 points and four steals at Air Force (Feb. 8)
- Had 15 points and three steals vs. Colorado St (Feb. 5)
- Had 13 points and eight rebounds at Utah State (Feb. 1)
- Scored 13 points vs. Fresno State (Jan. 20)
- Had 13 points and five assists vs. Boise State (Jan. 17)
- Had 13 points and five rebounds vs. San Diego St. (Jan. 11)
- Had 14 points and six assists at Fresno State (Dec. 31)
- Had 12 points, five rebounds and five assists vs. Western New Mexico (Dec. 14)
- Had 13 points and five rebounds vs. San Jose St (Dec. 4)
- Had 20 points and four assists vs. USC (Nov. 29)
- Second career double-double with 19 points and 10 rebounds vs. Texas Southern (Nov. 24)
- Had 15 points and five steals vs. Grambling State (Nov. 21)
- Had 15 points vs. Texas A&M-Corpus Christi (Nov. 12)
- Tied career high with five steals vs. No. 22 UCLA (Nov. 8)
- Scored 12 points vs. Nicholls (Nov. 4)

| | 2024-25 | CAREER | STREAK |
|-----------------------|---------|--------|--------|
| Double-Doubles | 1 | 2 | - |
| Double Figure Scoring | 16 | 25 | - |
| 20-Point Games | 2 | 3 | - |
| 10-Rebound Games | 1 | 2 | - |

CAREER STATISTICS

| Year | G-GS | Min-Avg. | FG-FGA | Pct. | 3FG-3FGA | Pct. | FT-FTA | Pct. | Off-Def. | Reb-Avg. | PF-DQ | Ast | TO | Blk | Stl | Pts-Avg |
|---------|-------|-----------|---------|------|----------|------|--------|------|----------|----------|-------|-----|----|-----|-----|----------|
| 2023-24 | 35-1 | 622-17.8 | 86-204 | .422 | 20-71 | .282 | 40-59 | .678 | 29-86 | 115-3.3 | 63-0 | 44 | 37 | 8 | 49 | 232-6.6 |
| Conf | 18-0 | 275-15.3 | 33-91 | .363 | 7-35 | .200 | 12-19 | .632 | 13-29 | 42-2.3 | 30-0 | 16 | 12 | 5 | 28 | 85-4.7 |
| 2024-25 | 27-26 | 736-27.3 | 110-255 | .431 | 38-99 | .384 | 44-72 | .611 | 33-72 | 105-3.9 | 57-2 | 51 | 33 | 9 | 58 | 302-11.2 |
| Conf | 17-17 | 474-27.9 | 67-152 | .441 | 24-65 | .369 | 29-49 | .592 | 14-43 | 57-3.4 | 33-1 | 32 | 17 | 8 | 34 | 187-11.0 |
| CAREER | 62-27 | 1359-21.9 | 196-459 | .427 | 58-170 | .341 | 84-131 | .641 | 62-158 | 220-3.5 | 120-2 | 95 | 70 | 17 | 107 | 534-8.6 |

Freshman | Guard | 6-2 | 190 | Beaumont, Texas | Beaumont United HS



Season Highs

| | | |
|------|----|-----------------------------------|
| Pts | 18 | vs. A&M-Corpus Christi (11/12/24) |
| Reb | 3 | vs. VCU (12/18/24) |
| FG | 6 | vs. A&M-Corpus Christi (11/12/24) |
| FGA | 7 | vs. A&M-Corpus Christi (11/12/24) |
| 3FG | 3 | twice |
| 3FGA | 5 | vs. Texas Southern (11/24/24) |
| FT | 3 | vs. A&M-Corpus Christi (11/12/24) |
| FTA | 4 | vs. A&M-Corpus Christi (11/12/24) |
| Ast | 6 | vs. Western New Mexico (12/14/24) |
| Blk | 1 | twice |
| Stl | 2 | four times |
| Min | 21 | vs. Western New Mexico (12/14/24) |

Career Highs

| | |
|----|-----------------------------------|
| 18 | vs. A&M-Corpus Christi (11/12/24) |
| 3 | vs. VCU (12/18/24) |
| 6 | vs. A&M-Corpus Christi (11/12/24) |
| 7 | vs. A&M-Corpus Christi (11/12/24) |
| 3 | twice |
| 5 | vs. Texas Southern (11/24/24) |
| 3 | vs. A&M-Corpus Christi (11/12/24) |
| 4 | vs. A&M-Corpus Christi (11/12/24) |
| 6 | vs. Western New Mexico (12/14/24) |
| 1 | twice |
| 2 | four times |
| 21 | vs. Western New Mexico (12/14/24) |

MW Career Highs

| | |
|----|-------------------------------|
| 6 | twice |
| 1 | four times |
| 2 | three times |
| 5 | vs. San Diego State (1/11/25) |
| 2 | twice |
| 4 | vs. San Diego State (1/11/25) |
| 2 | vs. Boise State (1/17/25) |
| 2 | vs. Boise State (1/17/25) |
| 1 | five times |
| 1 | twice |
| 2 | twice |
| 13 | vs. Boise State (1/17/25) |

2.8 PPG | 0.9 APG | 7.5 MPG | 43% 3FG

2024-25 GAME-BY-GAME

| Opponent | MP | FG-A | 3G-A | FT-A | O-D-T | PF | A | TO | BS | ST | TP |
|--------------------|----|------|------|------|-------|----|---|----|----|----|----|
| Nicholls | 10 | 1-4 | 1-4 | 0-2 | 0-0-0 | 2 | 0 | 0 | 0 | 0 | 3 |
| vs. UCLA | 6 | 0-1 | 0-1 | 0-0 | 0-1-1 | 0 | 0 | 2 | 0 | 0 | 0 |
| A&M-Corpus Christi | 15 | 6-7 | 3-4 | 3-4 | 0-1-1 | 2 | 3 | 1 | 0 | 2 | 18 |
| at St. John's | 4 | 0-2 | 0-1 | 0-0 | 0-1-1 | 0 | 1 | 1 | 0 | 1 | 0 |
| Grambling State | 6 | 0-0 | 0-0 | 1-2 | 0-0-0 | 1 | 4 | 0 | 0 | 0 | 6 |
| Texas Southern | 15 | 3-6 | 3-5 | 1-2 | 0-0-0 | 1 | 2 | 0 | 0 | 0 | 10 |
| vs. Arizona State | 5 | 0-0 | 0-0 | 0-0 | 0-0-0 | 0 | 0 | 0 | 0 | 0 | 0 |
| vs. USC | 4 | 0-0 | 0-0 | 0-0 | 0-0-0 | 2 | 0 | 0 | 0 | 0 | 0 |
| San Jose State | 2 | 0-0 | 0-0 | 0-0 | 0-0-0 | 1 | 1 | 0 | 0 | 0 | 0 |
| New Mexico State | 17 | 2-6 | 1-3 | 1-2 | 1-1-2 | 4 | 3 | 0 | 0 | 0 | 6 |
| Western NM | 21 | 3-5 | 0-1 | 2-2 | 0-0-0 | 1 | 6 | 1 | 0 | 1 | 8 |
| VCU | 15 | 1-4 | 0-1 | 0-0 | 0-3-3 | 0 | 0 | 1 | 0 | 2 | 2 |
| at Colorado State | 4 | 2-4 | 2-2 | 0-0 | 0-0-0 | 1 | 0 | 0 | 0 | 2 | 6 |
| at Fresno State | 6 | 2-3 | 1-2 | 0-0 | 0-0-0 | 1 | 0 | 1 | 0 | 0 | 5 |
| Nevada | 6 | 0-1 | 0-0 | 0-0 | 0-0-0 | 0 | 0 | 1 | 0 | 1 | 0 |
| at Wyoming | 4 | 0-1 | 0-0 | 0-0 | 0-1-1 | 0 | 0 | 0 | 0 | 2 | 0 |
| San Diego State | 11 | 1-5 | 1-4 | 0-0 | 0-1-1 | 2 | 1 | 0 | 1 | 0 | 3 |
| at San Jose State | 5 | 0-0 | 0-0 | 0-0 | 0-0-0 | 0 | 0 | 1 | 0 | 0 | 0 |
| Boise State | 13 | 1-1 | 1-1 | 2-2 | 0-0-0 | 0 | 1 | 1 | 0 | 0 | 5 |
| Fresno State | 8 | 0-1 | 0-1 | 0-0 | 0-0-0 | 0 | 1 | 2 | 0 | 0 | 0 |
| at UNLV | 4 | 0-1 | 0-1 | 0-0 | 0-0-0 | 1 | 0 | 0 | 0 | 0 | 0 |
| at Utah State | 4 | 1-2 | 0-1 | 0-0 | 0-0-0 | 1 | 1 | 0 | 0 | 0 | 2 |
| Colorado State | 1 | 0-0 | 0-0 | 0-0 | 0-0-0 | 1 | 0 | 1 | 0 | 0 | 0 |
| at Air Force | 7 | 2-2 | 2-2 | 0-0 | 0-1-1 | 0 | 0 | 0 | 0 | 1 | 6 |
| Wyoming | 5 | 0-0 | 0-0 | 0-0 | 0-0-0 | 1 | 0 | 0 | 0 | 0 | 0 |
| Utah State | | | | | -DNP- | | | | | | |
| at Boise State | 3 | 0-2 | 0-1 | 0-0 | 0-1-1 | 1 | 0 | 0 | 1 | 0 | 0 |
| at San Diego State | 1 | 0-0 | 0-0 | 0-0 | 0-0-0 | 1 | 0 | 1 | 0 | 0 | 0 |

* game started


SEASON NOTES

- Scored six points (2-2 3FG) at Air Force (Feb. 8)
- Had five points vs. Boise State (Jan. 17)
- Scored three points vs. San Diego State (Jan. 11)
- Had five points at Fresno State (Dec. 31)
- Scored first MW points (six, 2-2 3FG) at Colorado State (Dec. 28)
- Had eight points and six assists vs. Western New Mexico (Dec. 14)
- Had six points and three assists vs. New Mexico State (Dec. 7)
- Scored 10 points vs. Texas Southern (Nov. 24)
- Had four assists vs. Grambling State (Nov. 21)
- First career double figure game with 18 points (6-7 FG) vs. Texas A&M-Corpus Christi (Nov. 12)
- Scored first three career points vs. Nicholls in collegiate debut (Nov. 4)
- Had one point in the exhibition vs. UTEP (Oct. 28)

| | 2024-25 | CAREER | STREAK |
|-----------------------|---------|--------|--------|
| Double Figure Scoring | 2 | 2 | - |

CAREER STATISTICS

| Year | G-GS | Min-Avg. | FG-FGA | Pct. | 3FG-3FGA | Pct. | FT-FTA | Pct. | Off-Def. | Reb-Avg. | PF-DQ | Ast | TO | Blk | Stl | Pts-Avg |
|---------|------|----------|--------|------|----------|------|--------|-------|----------|----------|-------|-----|----|-----|-----|---------|
| 2024-25 | 27-0 | 203-7.5 | 25-58 | .431 | 15-35 | .429 | 10-16 | .625 | 1-11 | 12-0.4 | 24-0 | 24 | 14 | 2 | 12 | 75-2.8 |
| Conf | 16-0 | 84-5.2 | 9-23 | .391 | 7-15 | .467 | 2-2 | 1.000 | 0-4 | 4-0.3 | 11-0 | 5 | 8 | 2 | 6 | 27-1.7 |
| CAREER | 27-0 | 203-7.5 | 25-58 | .431 | 15-35 | .429 | 10-16 | .625 | 1-11 | 12-0.4 | 24-0 | 24 | 14 | 2 | 12 | 75-2.8 |



Season Highs

| | | |
|------|----|-----------------------------------|
| Pts | 9 | vs. A&M-Corpus Christi (11/12/24) |
| Reb | 10 | vs. Western New Mexico (12/14/24) |
| FG | 4 | twice |
| FGA | 4 | three times |
| 3FG | -- | |
| 3FGA | -- | |
| FT | 2 | at Utah State (2/1/25) |
| FTA | 4 | at Utah State (2/1/25) |
| Ast | 2 | twice |
| Blk | 5 | vs. A&M-Corpus Christi (11/12/24) |
| Stl | 2 | vs. San Jose State (12/4/24) |
| Min | 21 | vs. A&M-Corpus Christi (11/12/24) |

Career Highs

| | |
|----|--|
| 14 | vs. Wyoming (12/30/23) ^{BYU} |
| 11 | twice |
| 7 | vs. Wyoming (12/30/23) ^{BYU} |
| 10 | vs. Wyoming (12/30/23) ^{BYU} |
| -- | |
| 1 | four times |
| 5 | vs. Pepperdine (1/14/23) ^{BYU} |
| 6 | twice |
| 3 | vs. Southeastern Louisiana (11/15/23) ^{BYU} |
| 5 | vs. A&M-Corpus Christi (11/12/24) |
| 3 | at Pepperdine (2/9/23) ^{BYU} |
| 26 | at Pepperdine (2/12/22) ^{BYU} |

MW Career Highs

| | |
|----|------------------------------|
| 5 | at San Jose State (1/14/25) |
| 5 | at Utah State (2/1/25) |
| 2 | at San Jose State (1/14/25) |
| 3 | twice |
| -- | |
| 2 | at Utah State (2/1/25) |
| 4 | at Utah State (2/1/25) |
| 1 | twice |
| 2 | three times |
| 2 | vs. San Jose State (12/4/24) |
| 18 | at San Jose State (1/14/25) |

2.1 PPG | 2.6 RPG | 8.8 MPG | 0.9 BPG

2024-25 GAME-BY-GAME

| Opponent | MP | FG-A | 3G-A | FT-A | O-D-T | PF | A | TO | BS | ST | TP |
|--------------------|----|------|------|------|--------|----|---|----|----|----|----|
| Nicholls | 4 | 0-3 | 0-0 | 0-0 | 0-1-1 | 0 | 0 | 0 | 1 | 0 | 0 |
| vs. UCLA | 7 | 2-2 | 0-0 | 0-0 | 0-1-1 | 1 | 0 | 0 | 0 | 0 | 4 |
| A&M-Corpus Christi | 21 | 4-4 | 0-0 | 1-3 | 1-4-5 | 2 | 2 | 0 | 5 | 0 | 9 |
| at St. John's | 8 | 0-1 | 0-0 | 1-2 | 4-2-6 | 2 | 2 | 0 | 0 | 1 | 1 |
| Grambling State | 11 | 2-3 | 0-0 | 1-2 | 3-3-6 | 2 | 1 | 2 | 1 | 0 | 5 |
| Texas Southern | 13 | 2-4 | 0-0 | 0-0 | 2-0-2 | 0 | 1 | 1 | 2 | 0 | 4 |
| vs. Arizona State | 15 | 1-2 | 0-0 | 0-0 | 1-4-5 | 4 | 0 | 0 | 2 | 0 | 2 |
| vs. USC | 12 | 2-2 | 0-0 | 0-0 | 0-3-3 | 1 | 0 | 0 | 2 | 0 | 4 |
| San Jose State | 5 | 1-2 | 0-0 | 1-2 | 1-0-1 | 2 | 0 | 0 | 0 | 2 | 3 |
| New Mexico State | | | | | -INJ- | | | | | | |
| Western NM | 17 | 4-4 | 0-0 | 0-0 | 5-5-10 | 1 | 1 | 1 | 2 | 1 | 8 |
| VCU | 9 | 0-1 | 0-0 | 0-2 | 0-0-0 | 2 | 0 | 0 | 0 | 1 | 0 |
| at Colorado State | 9 | 1-2 | 0-0 | 0-0 | 0-0-0 | 0 | 0 | 0 | 0 | 0 | 2 |
| at Fresno State | 5 | 0-0 | 0-0 | 0-0 | 1-2-3 | 2 | 1 | 0 | 1 | 1 | 0 |
| Nevada | 6 | 0-1 | 0-0 | 0-0 | 0-2-2 | 4 | 0 | 1 | 0 | 0 | 0 |
| at Wyoming | 1 | 0-1 | 0-0 | 0-0 | 0-0-0 | 0 | 0 | 1 | 0 | 0 | 0 |
| San Diego State | 10 | 1-1 | 0-0 | 1-1 | 2-0-2 | 2 | 0 | 1 | 1 | 1 | 3 |
| at San Jose State | 18 | 2-3 | 0-0 | 1-2 | 1-3-4 | 3 | 0 | 0 | 1 | 0 | 5 |
| Boise State | 5 | 0-0 | 0-0 | 0-0 | 0-1-1 | 2 | 0 | 0 | 0 | 0 | 0 |
| Fresno State | 11 | 1-3 | 0-0 | 0-0 | 1-3-4 | 1 | 0 | 0 | 1 | 1 | 2 |
| at UNLV | 4 | 0-0 | 0-0 | 0-0 | 0-0-0 | 2 | 0 | 0 | 0 | 0 | 0 |
| at Utah State | 14 | 0-2 | 0-0 | 2-4 | 0-5-5 | 2 | 0 | 1 | 2 | 0 | 2 |
| Colorado State | 2 | 0-0 | 0-0 | 0-0 | 0-0-0 | 2 | 0 | 1 | 0 | 0 | 0 |
| at Air Force | 12 | 0-1 | 0-0 | 0-0 | 1-3-4 | 2 | 1 | 0 | 2 | 1 | 0 |
| Wyoming | 5 | 0-0 | 0-0 | 0-0 | 1-0-1 | 2 | 0 | 0 | 0 | 0 | 0 |
| Utah State | 8 | 0-0 | 0-0 | 1-2 | 2-2-4 | 2 | 0 | 2 | 2 | 0 | 1 |
| at Boise State | 4 | 1-1 | 0-0 | 0-0 | 0-0-0 | 1 | 0 | 0 | 0 | 1 | 2 |
| at San Diego State | 3 | 0-0 | 0-0 | 0-0 | 0-0-0 | 1 | 0 | 1 | 0 | 0 | 0 |

* game started

SEASON NOTES

- Had two points, five rebounds and two blocks at Utah State (Feb. 1)
- Had five points and four rebounds at San Jose State (Jan. 14)
- Had three points and two rebounds vs. San Diego State (Jan. 11)
- Had eight points (4-4 FG) and 10 rebounds vs. Western New Mexico (Dec. 14)
- Four points (2-2 FG) and three rebounds vs. USC (Nov. 29)
- Had two points and five rebounds vs. Arizona State (Nov. 28)
- Had five points and six rebounds vs. Grambling State (Nov. 21)
- Had nine points (4-4 FG), five rebounds and a career-high five blocks vs. Texas A&M-Corpus Christi (Nov. 12)
- Scored first four points as a Lobo vs. No. 22 UCLA (Nov. 8)
- Had one rebound and one block vs. Nicholls in UNM debut (Nov. 4)
- Had four points and four rebounds in the exhibition vs. UTEP (Oct. 28)

| | 2024-25 | CAREER | STREAK |
|------------------------|---------|--------|--------|
| Double Figure Scoring | - | 7 | - |
| Double Figure Rebounds | 1 | 3 | - |

CAREER STATISTICS

| Year | G-GS | Min-Avg. | FG-FGA | Pct. | 3FG-3FGA | Pct. | FT-FTA | Pct. | Off-Def. | Reb-Avg. | PF-DQ | Ast | TO | Blk | Stl | Pts-Avg |
|-----------|-------|-----------|---------|------|----------|------|--------|------|----------|----------|-------|-----|----|-----|-----|---------|
| 2021-22 % | 32-3 | 341-10.7 | 44-76 | .579 | 0-0 | .000 | 9-19 | .474 | 39-55 | 94-2.9 | 67-2 | 9 | 21 | 24 | 1 | 97-3.0 |
| Conf | 15-0 | 185-12.3 | 29-48 | .604 | 0-0 | .000 | 2-8 | .250 | 18-25 | 43-2.9 | 32-1 | 4 | 6 | 17 | 1 | 60-4.0 |
| 2022-23 % | 33-1 | 479-14.5 | 45-88 | .511 | 0-2 | .000 | 35-51 | .686 | 48-70 | 118-3.6 | 78-2 | 17 | 41 | 35 | 12 | 125-3.8 |
| Conf | 15-0 | 212-14.1 | 22-39 | .564 | 0-1 | .000 | 20-24 | .833 | 17-26 | 43-2.9 | 36-1 | 9 | 19 | 10 | 6 | 64-4.3 |
| 2023-24 % | 23-0 | 253-11.0 | 41-66 | .621 | 0-2 | .000 | 11-24 | .458 | 26-41 | 67-2.9 | 57-2 | 7 | 21 | 12 | 7 | 93-4.0 |
| Conf | 11-0 | 78-7.1 | 10-16 | .625 | 0-0 | .000 | 5-12 | .417 | 8-5 | 13-1.2 | 25-1 | 0 | 14 | 3 | 2 | 25-2.3 |
| 2024-25 | 27-0 | 239-8.8 | 24-43 | .558 | 0-0 | .000 | 9-20 | .450 | 26-44 | 70-2.6 | 45-0 | 9 | 12 | 25 | 10 | 57-2.1 |
| Conf | 17-0 | 122-7.2 | 7-17 | .412 | 0-0 | .000 | 6-11 | .545 | 10-21 | 31-1.8 | 30-0 | 2 | 8 | 10 | 7 | 20-1.2 |
| CAREER | 115-4 | 1309-11.4 | 154-273 | .564 | 0-4 | .000 | 64-114 | .561 | 139-210 | 349-3.0 | 247-6 | 42 | 95 | 96 | 30 | 372-3.2 |

% at BYU



Season Highs

| | | |
|------|----|-----------------------------------|
| Pts | 4 | three times |
| Reb | 4 | twice |
| FG | 2 | three times |
| FGA | 3 | twice |
| 3FG | 1 | vs. A&M-Corpus Christi (11/12/24) |
| 3FGA | 1 | three times |
| FT | -- | |
| FTA | 2 | vs. San Jose State (12/4/24) |
| Ast | 1 | at Fresno State (12/31/24) |
| Blk | 1 | five times |
| Stl | 1 | four times |
| Min | 14 | vs. A&M-Corpus Christi (11/12/24) |

Career Highs

| | |
|----|---|
| 13 | at Notre Dame (2/14/24) ^{GT} |
| 8 | vs. UMass Lowell (11/14/23) ^{GT} |
| 6 | at Notre Dame (2/14/24) ^{GT} |
| 8 | at Notre Dame (2/14/24) ^{GT} |
| 1 | four times |
| 3 | at Cincinnati (11/22/23) ^{GT} |
| 2 | vs. Wake Forest (2/6/24) ^{GT} |
| 2 | five times |
| 1 | five times |
| 1 | seven times |
| 3 | vs. UMass Lowell (11/14/23) ^{GT} |
| 26 | at Notre Dame (2/14/24) ^{GT} |

MW Career Highs

| | |
|----|------------------------------|
| 4 | vs. Fresno State (1/20/25) |
| 4 | at Air Force (2/8/25) |
| 2 | vs. Fresno State (1/20/25) |
| 2 | vs. Fresno State (1/20/25) |
| -- | |
| -- | |
| 2 | vs. San Jose State (12/4/24) |
| 1 | at Fresno State (12/31/24) |
| 1 | at Air Force (2/8/25) |
| 1 | vs. San Jose State (12/4/24) |
| 13 | at Air Force (2/8/25) |

1.4 PPG | 1.3 RPG | 6.1 MPG | 61% FG

2024-25 GAME-BY-GAME

| Opponent | MP | FG-A | 3G-A | FT-A | O-D-T | PF | A | TO | BS | ST | TP |
|--------------------|----|------|------|------|-------|----|---|----|----|----|----|
| Nicholls | | | | | -DNP- | | | | | | |
| vs. UCLA | 10 | 1-1 | 0-0 | 0-1 | 0-1-1 | 4 | 0 | 0 | 0 | 0 | 2 |
| A&M-Corpus Christi | 14 | 1-1 | 1-1 | 0-0 | 0-1-1 | 4 | 0 | 1 | 0 | 1 | 3 |
| at St. John's | 9 | 1-1 | 0-0 | 0-0 | 0-1-1 | 0 | 0 | 1 | 0 | 0 | 2 |
| Grambling State | 7 | 0-1 | 0-0 | 0-0 | 0-4-4 | 2 | 0 | 1 | 1 | 0 | 0 |
| Texas Southern | 5 | 2-3 | 0-1 | 0-0 | 1-0-1 | 2 | 0 | 1 | 1 | 0 | 4 |
| vs. Arizona State | 5 | 0-1 | 0-0 | 0-0 | 0-1-1 | 1 | 0 | 2 | 0 | 0 | 0 |
| vs. USC | | | | | -DNP- | | | | | | |
| San Jose State | 2 | 0-1 | 0-0 | 0-2 | 0-0-0 | 0 | 0 | 0 | 0 | 1 | 0 |
| New Mexico State | 8 | 1-1 | 0-0 | 0-0 | 0-1-1 | 0 | 0 | 0 | 1 | 1 | 2 |
| Western NM | 7 | 2-3 | 0-1 | 0-0 | 0-1-1 | 1 | 0 | 0 | 1 | 1 | 4 |
| VCU | | | | | -DNP- | | | | | | |
| at Colorado State | | | | | -DNP- | | | | | | |
| at Fresno State | 4 | 1-1 | 0-0 | 0-0 | 1-0-1 | 2 | 1 | 0 | 0 | 0 | 2 |
| Nevada | | | | | -DNP- | | | | | | |
| at Wyoming | | | | | -DNP- | | | | | | |
| San Diego State | 2 | 0-0 | 0-0 | 0-0 | 1-1-2 | 0 | 0 | 0 | 0 | 0 | 0 |
| at San Jose State | 2 | 0-0 | 0-0 | 0-0 | 0-0-0 | 0 | 0 | 0 | 0 | 0 | 0 |
| Boise State | 3 | 0-1 | 0-0 | 0-0 | 0-0-0 | 0 | 0 | 0 | 0 | 0 | 0 |
| Fresno State | 4 | 2-2 | 0-0 | 0-0 | 0-3-3 | 2 | 0 | 0 | 0 | 0 | 4 |
| at UNLV | | | | | -DNP- | | | | | | |
| at Utah State | | | | | -DNP- | | | | | | |
| Colorado State | | | | | -DNP- | | | | | | |
| at Air Force | 13 | 0-1 | 0-1 | 0-0 | 1-3-4 | 3 | 0 | 0 | 1 | 0 | 0 |
| Wyoming | | | | | -DNP- | | | | | | |
| Utah State | 1 | 0-0 | 0-0 | 0-0 | 0-0-0 | 1 | 0 | 0 | 0 | 0 | 0 |
| at Boise State | 8 | 0-0 | 0-0 | 0-0 | 0-1-1 | 1 | 0 | 0 | 0 | 0 | 0 |
| at San Diego State | | | | | -DNP- | | | | | | |

* game started

SEASON NOTES

- Grabbed four rebounds at Air Force (Feb. 8)
- Had four points and three rebounds vs. Fresno State (Jan. 20)
- Scored first Mountain West points (two) at Fresno State (Dec. 31)
- Scored four points vs. Western New Mexcio (Dec. 14)
- Had two points vs. New Mexico State (Dec. 7)
- Scored four points vs. Texas Southern (Nov. 24)
- Had two points at St. John's (Nov. 17)
- Scored three points vs. Texas A&M-Corpus Christi (Nov. 12)
- Made Lobo debut vs. No. 22 UCLA, scoring two points (Nov. 8)
- Had four points and two rebounds in the exhibition vs. UTEP (Oct. 28)


| | 2024-25 | CAREER | STREAK |
|-----------------------|---------|--------|--------|
| Double Figure Scoring | - | 1 | - |

CAREER STATISTICS

| Year | G-GS | Min-Avg. | FG-FGA | Pct. | 3FG-3FGA | Pct. | FT-FTA | Pct. | Off-Def. | Reb-Avg. | PF-DQ | Ast | TO | Blk | Stl | Pts-Avg |
|-----------|------|----------|--------|------|----------|------|--------|------|----------|----------|-------|-----|----|-----|-----|---------|
| 2023-24 % | 20-3 | 227-11.4 | 18-38 | .474 | 4-14 | .286 | 3-10 | .300 | 20-33 | 53-2.7 | 26-0 | 4 | 11 | 4 | 11 | 43-2.2 |
| Conf | 11-3 | 115-10.4 | 11-22 | .500 | 2-7 | .286 | 2-3 | .667 | 8-15 | 23-2.1 | 11-0 | 2 | 3 | 3 | 4 | 26-2.4 |
| 2024-25 | 17-0 | 103-6.1 | 11-18 | .611 | 1-4 | .250 | 0-3 | .000 | 4-18 | 22-1.3 | 23-0 | 1 | 6 | 5 | 4 | 23-1.4 |
| Conf | 9-0 | 38-4.2 | 3-6 | .500 | 0-1 | .000 | 0-2 | .000 | 3-8 | 11-1.2 | 9-0 | 1 | 0 | 1 | 1 | 6-0.7 |
| CAREER | 37-3 | 330-8.9 | 29-56 | .518 | 5-18 | .278 | 3-13 | .231 | 24-51 | 75-2.0 | 49-0 | 5 | 17 | 9 | 15 | 66-1.8 |

% at Georgia Tech

Sophomore | Forward | 6-9 | 220 | Belgrade, Serbia | KK Beko [Arizona]



Season Highs

| | | |
|------|----|-------------------------------|
| Pts | 18 | at Boise State (2/19/25) |
| Reb | 11 | at Wyoming (1/7/25) |
| FG | 7 | at Boise State (2/19/25) |
| FGA | 10 | at Wyoming (1/7/25) |
| 3FG | 3 | twice |
| 3FGA | 7 | vs. San Diego State (1/11/25) |
| FT | 6 | twice |
| FTA | 8 | vs. Utah State (2/16/25) |
| Ast | 5 | vs. Boise State (1/17/25) |
| Blk | 2 | vs. Utah State (2/16/25) |
| Stl | 4 | twice |
| Min | 34 | vs. Utah State (2/16/25) |

Career Highs

| | |
|----|-------------------------------|
| 18 | at Boise State (2/19/25) |
| 11 | at Wyoming (1/7/25) |
| 7 | at Boise State (2/19/25) |
| 10 | at Wyoming (1/7/25) |
| 3 | twice |
| 7 | vs. San Diego State (1/11/25) |
| 6 | twice |
| 8 | vs. Utah State (2/16/25) |
| 5 | vs. Boise State (1/17/25) |
| 2 | vs. Utah State (2/16/25) |
| 4 | twice |
| 34 | vs. Utah State (2/16/25) |

MW Career Highs

| | |
|----|-------------------------------|
| 18 | at Boise State (2/19/25) |
| 11 | at Wyoming (1/7/25) |
| 7 | at Boise State (2/19/25) |
| 10 | at Wyoming (1/7/25) |
| 3 | twice |
| 7 | vs. San Diego State (1/11/25) |
| 6 | twice |
| 8 | vs. Utah State (2/16/25) |
| 5 | vs. Boise State (1/17/25) |
| 2 | vs. Utah State (2/16/25) |
| 4 | twice |
| 34 | vs. Utah State (2/16/25) |

6.3 PPG | 4.7 RPG | 22.0 MPG | 1.2 APG

2024-25 GAME-BY-GAME

| Opponent | MP | FG-A | 3G-A | FT-A | O-D-T | PF | A | TO | BS | ST | TP |
|---------------------|----|------|------|------|---------|----|---|----|----|----|----|
| Nicholls* | 19 | 2-6 | 1-4 | 0-0 | 2-5-7 | 2 | 2 | 1 | 0 | 0 | 5 |
| vs. UCLA* | 24 | 2-2 | 2-2 | 0-0 | 0-2-2 | 3 | 3 | 1 | 0 | 0 | 6 |
| A&M-Corpus Christi* | 14 | 0-5 | 0-2 | 0-0 | 1-0-1 | 2 | 0 | 1 | 0 | 0 | 0 |
| at St. John's* | 9 | 0-0 | 0-0 | 0-0 | 0-0-0 | 0 | 0 | 1 | 0 | 0 | 0 |
| Grambling State | 9 | 1-3 | 0-0 | 0-0 | 0-0-0 | 1 | 1 | 0 | 0 | 1 | 2 |
| Texas Southern | 10 | 5-6 | 1-2 | 0-0 | 0-4-4 | 2 | 2 | 1 | 0 | 0 | 11 |
| vs. Arizona State | 16 | 2-5 | 0-0 | 0-0 | 1-0-1 | 3 | 0 | 1 | 0 | 1 | 4 |
| vs. USC | 8 | 0-1 | 0-1 | 0-0 | 0-0-0 | 0 | 0 | 0 | 0 | 1 | 0 |
| San Jose State | 31 | 4-5 | 1-1 | 0-1 | 1-6-7 | 2 | 3 | 0 | 0 | 1 | 9 |
| New Mexico State | 13 | 1-2 | 0-1 | 0-2 | 2-3-5 | 1 | 1 | 1 | 0 | 0 | 2 |
| Western NM* | 17 | 5-9 | 1-4 | 2-2 | 0-1-1 | 3 | 1 | 1 | 1 | 0 | 13 |
| VCU* | 33 | 1-6 | 0-1 | 0-0 | 5-4-9 | 3 | 0 | 1 | 0 | 0 | 2 |
| at Colorado State* | 24 | 4-4 | 2-2 | 0-1 | 1-3-4 | 3 | 1 | 1 | 1 | 4 | 10 |
| at Fresno State* | 16 | 1-4 | 0-1 | 1-2 | 1-3-4 | 3 | 1 | 0 | 1 | 1 | 3 |
| Nevada* | 27 | 1-3 | 1-2 | 6-6 | 2-6-8 | 4 | 0 | 0 | 0 | 0 | 9 |
| at Wyoming* | 31 | 6-10 | 3-6 | 1-1 | 2-9-11 | 1 | 0 | 0 | 0 | 0 | 16 |
| San Diego State* | 29 | 3-9 | 2-7 | 1-3 | 2-7-9 | 2 | 2 | 1 | 0 | 0 | 9 |
| at San Jose State* | 29 | 1-7 | 0-2 | 0-0 | 0-7-7 | 1 | 0 | 3 | 0 | 1 | 2 |
| Boise State* | 29 | 3-4 | 1-2 | 2-2 | 0-10-10 | 2 | 5 | 1 | 0 | 4 | 9 |
| Fresno State* | 19 | 3-5 | 0-1 | 0-0 | 0-3-3 | 2 | 1 | 0 | 0 | 1 | 6 |
| at UNLV* | 32 | 2-3 | 0-1 | 1-2 | 1-7-8 | 5 | 3 | 3 | 0 | 2 | 5 |
| at Utah State* | 25 | 0-5 | 0-3 | 0-1 | 0-4-4 | 3 | 1 | 3 | 0 | 0 | 0 |
| Colorado State* | 28 | 2-5 | 0-1 | 0-0 | 1-2-3 | 1 | 1 | 0 | 0 | 0 | 4 |
| at Air Force* | 20 | 5-9 | 0-2 | 0-0 | 0-1-1 | 2 | 1 | 1 | 0 | 0 | 10 |
| Wyoming* | 17 | 0-2 | 0-1 | 1-2 | 4-3-7 | 0 | 0 | 2 | 0 | 1 | 1 |
| Utah State* | 34 | 2-5 | 1-3 | 6-8 | 2-3-5 | 2 | 2 | 3 | 2 | 0 | 11 |
| at Boise State* | 28 | 7-9 | 3-5 | 1-2 | 1-3-4 | 5 | 1 | 2 | 0 | 0 | 18 |
| at San Diego State* | 23 | 2-6 | 1-3 | 4-5 | 2-4-6 | 1 | 1 | 1 | 0 | 1 | 9 |

* game started

SEASON NOTES

- Scored a career-high 18 points (7-9 FG) at Boise State (Feb. 19)
- Had 11 points and five rebounds vs. Utah State (Feb. 16)
- Had 10 points at Air Force (Feb. 8)
- Had nine points (3-4 FG), 10 rebounds, career-high five assists and four steals vs. Boise State (Jan. 17)
- Had nine points and nine rebounds vs. San Diego State (Jan. 11)
- Had 16 points and a career-high 11 rebounds for first career double-double at Wyoming (Jan. 7)
- Had nine points and eight rebounds vs. Nevada (Jan. 3)
- Had 10 points (4-4 FG) and a career-high four steals at Colorado State (Dec. 28)
- Had a career-high nine rebounds vs. VCU (Dec. 18)
- Scored 13 points vs. Western New Mexico (Dec. 14)
- Had nine points (4-5 FG), seven rebounds and three assists vs. San Jose State (Dec. 4)
- Had four points vs. Arizona State (Nov. 28)
- Had 11 points (5-6 FG) vs. Texas Southern (Nov. 24)
- Had six points (2-2 3FG) vs. No. 22 UCLA (Nov. 8)
- Had five points and matched a career high with seven rebounds in his UNM debut and first career start vs. Nicholls

| | 2024-25 | CAREER | STREAK |
|------------------------|---------|--------|--------|
| Double-Doubles | 1 | | - |
| Double Figure Scoring | 7 | 8 | - |
| Double Figure Rebounds | 2 | 2 | - |

CAREER STATISTICS

| Year | G-GS | Min-Avg. | FG-FGA | Pct. | 3FG-3FGA | Pct. | FT-FTA | Pct. | Off-Def. | Reb-Avg. | PF-DQ | Ast | TO | Blk | Stl | Pts-Avg |
|-----------|-------|----------|--------|------|----------|-------|--------|-------|----------|----------|-------|-----|----|-----|-----|---------|
| 2022-23 % | 14-0 | 54-3.9 | 7-13 | .538 | 2-4 | .500 | 2-3 | .667 | 3-9 | 12-0.9 | 8-0 | 6 | 5 | 0 | 1 | 18-1.3 |
| Conf | 6-0 | 18-3.0 | 3-5 | .600 | 1-1 | 1.000 | 1-2 | .500 | 1-0 | 1-0.2 | 1-0 | 3 | 0 | 0 | 1 | 8-1.3 |
| 2023-24 % | 20-0 | 111-5.6 | 16-39 | .410 | 0-12 | .000 | 13-15 | .867 | 12-20 | 32-1.6 | 10-0 | 16 | 10 | 1 | 4 | 45-2.3 |
| Conf | 12-0 | 50-4.2 | 7-18 | .389 | 0-5 | .000 | 2-2 | 1.000 | 5-8 | 13-1.1 | 4-0 | 13 | 7 | 1 | 2 | 16-1.3 |
| 2024-25 | 28-22 | 615-22.0 | 65-140 | .464 | 20-60 | .333 | 26-40 | .650 | 31-100 | 131-4.7 | 59-2 | 33 | 30 | 5 | 19 | 176-6.3 |
| Conf | 17-16 | 443-26.1 | 46-95 | .484 | 15-43 | .349 | 24-36 | .667 | 20-81 | 101-5.9 | 39-2 | 23 | 21 | 4 | 16 | 131-7.7 |
| CAREER | 62-22 | 779-12.6 | 88-192 | .458 | 22-76 | .289 | 41-58 | .707 | 46-129 | 175-2.8 | 77-2 | 55 | 45 | 6 | 24 | 239-3.9 |

% at Arizona



Season Highs

| | | |
|------|----|-----------------------------------|
| Pts | 3 | vs. Western New Mexico (12/14/24) |
| Reb | 2 | vs. Texas Southern (11/24/24) |
| FG | 1 | twice |
| FGA | 2 | twice |
| 3FG | 1 | vs. Western New Mexico (12/14/24) |
| 3FGA | 2 | vs. Western New Mexico (12/14/24) |
| FT | 1 | twice |
| FTA | 4 | at Air Force (2/8/25) |
| Ast | 1 | twice |
| Blk | -- | |
| Stl | 1 | twice |
| Min | 10 | vs. Western New Mexico (12/14/24) |

Career Highs

| | |
|----|--|
| 7 | twice |
| 4 | vs. Texas Southern (11/6/23) |
| 3 | twice |
| 6 | vs. New Mexico State (12/2/23) |
| 1 | six times |
| 4 | vs. New Mexico State (12/2/23) |
| 1 | three times |
| 4 | at Air Force (2/8/25) |
| 1 | three times |
| 2 | vs. Air Force (3/13/24) ^{MMT} |
| 2 | four times |
| 19 | twice |

MW Career Highs

| | |
|----|--|
| 2 | twice |
| 1 | three times |
| 1 | twice |
| 1 | five times |
| -- | |
| 1 | twice |
| 1 | twice |
| 4 | at Air Force (2/8/25) |
| -- | |
| 2 | vs. Air Force (3/13/24) ^{MMT} |
| 1 | twice |
| 6 | twice |

0.6 PPG | 0.6 RPG | 4.0 MPG |

2024-25 GAME-BY-GAME

| Opponent | MP | FG-A | 3G-A | FT-A | O-D-T | PF | A | TO | BS | ST | TP |
|--------------------|----|------|------|------|-------|----|---|----|----|----|----|
| Nicholls | 1 | 0-0 | 0-0 | 0-0 | 0-0-0 | 0 | 0 | 0 | 0 | 0 | 0 |
| vs. UCLA | 2 | 0-1 | 0-1 | 0-0 | 0-0-0 | 0 | 0 | 0 | 0 | 0 | 0 |
| A&M-Corpus Christi | 4 | 0-0 | 0-0 | 0-0 | 0-1-1 | 0 | 0 | 1 | 0 | 0 | 0 |
| at St. John's | | | | | -DNP- | | | | | | |
| Grambling State | 3 | 0-0 | 0-0 | 0-0 | 1-0-1 | 0 | 1 | 0 | 0 | 0 | 0 |
| Texas Southern | 8 | 1-2 | 0-0 | 0-1 | 1-1-2 | 1 | 0 | 0 | 0 | 0 | 2 |
| vs. Arizona State | | | | | -DNP- | | | | | | |
| vs. USC | 2 | 0-0 | 0-0 | 0-0 | 0-0-0 | 2 | 0 | 1 | 0 | 0 | 0 |
| San Jose State | | | | | -DNP- | | | | | | |
| New Mexico State | | | | | -DNP- | | | | | | |
| Western NM | 10 | 1-2 | 1-2 | 0-0 | 0-1-1 | 1 | 1 | 0 | 0 | 1 | 3 |
| VCU | | | | | -DNP- | | | | | | |
| at Colorado State | | | | | -DNP- | | | | | | |
| at Fresno State | | | | | -DNP- | | | | | | |
| Nevada | | | | | -DNP- | | | | | | |
| at Wyoming | | | | | -DNP- | | | | | | |
| San Diego State | 2 | 0-1 | 0-1 | 0-0 | 0-0-0 | 0 | 0 | 0 | 0 | 0 | 0 |
| at San Jose State | | | | | -DNP- | | | | | | |
| Boise State | 3 | 0-0 | 0-0 | 0-0 | 0-0-0 | 0 | 0 | 0 | 0 | 0 | 0 |
| Fresno State | 6 | 0-0 | 0-0 | 0-0 | 0-0-0 | 0 | 0 | 1 | 0 | 0 | 0 |
| at UNLV | | | | | -DNP- | | | | | | |
| at Utah State | 1 | 0-0 | 0-0 | 1-2 | 1-0-1 | 0 | 0 | 0 | 0 | 0 | 1 |
| Colorado State | | | | | -DNP- | | | | | | |
| at Air Force | 6 | 0-1 | 0-1 | 1-4 | 0-1-1 | 2 | 0 | 0 | 0 | 1 | 1 |
| Wyoming | | | | | -DNP- | | | | | | |
| Utah State | | | | | -DNP- | | | | | | |
| at Boise State | | | | | -DNP- | | | | | | |
| at San Diego State | | | | | -DNP- | | | | | | |

* game started

SEASON NOTES

- Had one point, one rebound and one steal at Air Force (Feb. 8)
- Had one point and one rebound at Utah State (Feb. 1)
- Scored three points vs. Western New Mexico (Dec. 14)
- Had two points and two rebounds vs. Texas Southern (Nov. 24)
- Scored two points in the exhibition vs. UTEP (Oct. 28)

| | 2024-25 | CAREER | STREAK |
|-----------------------|---------|--------|--------|
| Double Figure Scoring | - | - | - |

CAREER STATISTICS

| Year | G-GS | Min-Avg. | FG-FGA | Pct. | 3FG-3FGA | Pct. | FT-FTA | Pct. | Off-Def. | Reb-Avg. | PF-DQ | Ast | TO | Blk | Stl | Pts-Avg |
|---------|------|----------|--------|------|----------|------|--------|------|----------|----------|-------|-----|----|-----|-----|---------|
| 2022-23 | | | | | | | | | | | | | | | | |
| Conf | -- | | | | | | | | | | | | | | | |
| 2023-24 | 19-0 | 170-8.9 | 16-32 | .500 | 5-17 | .294 | 1-4 | .250 | 7-20 | 27-1.4 | 25-0 | 1 | 6 | 3 | 11 | 38-2.0 |
| Conf | 4-0 | 16-4.0 | 1-2 | .500 | 0-0 | .000 | 0-0 | .000 | 1-0 | 1-0.3 | 1-0 | 0 | 0 | 0 | 1 | 2-0.5 |
| 2024-25 | 12-0 | 48-4.0 | 2-7 | .286 | 1-5 | .200 | 2-7 | .286 | 3-4 | 7-0.6 | 6-0 | 2 | 3 | 0 | 2 | 7-0.6 |
| Conf | 5-0 | 18-3.5 | 0-2 | .000 | 0-2 | .000 | 2-6 | .333 | 1-1 | 2-0.4 | 2-0 | 0 | 1 | 0 | 1 | 2-0.4 |
| CAREER | 31-0 | 218-7.0 | 18-39 | .462 | 6-22 | .273 | 3-11 | .273 | 10-24 | 34-1.1 | 31-0 | 3 | 9 | 3 | 13 | 45-1.5 |

Freshman | Forward | 6-8 | 225 | Dallas, Texas | Dallas Carter HS



Season Highs

| | |
|------|----|
| Pts | -- |
| Reb | -- |
| FG | -- |
| FGA | -- |
| 3FG | -- |
| 3FGA | -- |
| FT | -- |
| FTA | -- |
| Ast | -- |
| Blk | -- |
| Stl | -- |
| Min | -- |

Career Highs

11
 12
 13
 14
 15
 16
 17
 18
 19
 20
 21
 22
 23
 24
 25
 26
 27
 28
 29
 30
 31
 32
 33
 34
 35
 36
 37
 38
 39
 40
 41
 42
 43
 44
 45
 46
 47
 48
 49
 50
 51
 52
 53
 54
 55
 56
 57
 58
 59
 60
 61
 62
 63
 64
 65
 66
 67
 68
 69
 70
 71
 72
 73
 74
 75
 76
 77
 78
 79
 80
 81
 82
 83
 84
 85
 86
 87
 88
 89
 90
 91
 92
 93
 94
 95
 96
 97
 98
 99
 100
 101
 102
 103
 104
 105
 106
 107
 108
 109
 110
 111
 112
 113
 114
 115
 116
 117
 118
 119
 120
 121
 122
 123
 124
 125
 126
 127
 128
 129
 130
 131
 132
 133
 134
 135
 136
 137
 138
 139
 140
 141
 142
 143
 144
 145
 146
 147
 148
 149
 150
 151
 152
 153
 154
 155
 156
 157
 158
 159
 160
 161
 162
 163
 164
 165
 166
 167
 168
 169
 170
 171
 172
 173
 174
 175
 176
 177
 178
 179
 180
 181
 182
 183
 184
 185
 186
 187
 188
 189
 190
 191
 192
 193
 194
 195
 196
 197
 198
 199
 200
 201
 202
 203
 204
 205
 206
 207
 208
 209
 210
 211
 212
 213
 214
 215
 216
 217
 218
 219
 220
 221
 222
 223
 224
 225
 226
 227
 228
 229
 230
 231
 232
 233
 234
 235
 236
 237
 238
 239
 240
 241
 242
 243
 244
 245
 246
 247
 248
 249
 250
 251
 252
 253
 254
 255
 256
 257
 258
 259
 260
 261
 262
 263
 264
 265
 266
 267
 268
 269
 270
 271
 272
 273
 274
 275
 276
 277
 278
 279
 280
 281
 282
 283
 284
 285
 286
 287
 288
 289
 290
 291
 292
 293
 294
 295
 296
 297
 298
 299
 300
 301
 302
 303
 304
 305
 306
 307
 308
 309
 310
 311
 312
 313
 314
 315
 316
 317
 318
 319
 320
 321
 322
 323
 324
 325
 326
 327
 328
 329
 330
 331
 332
 333
 334
 335
 336
 337
 338
 339
 340
 341
 342
 343
 344
 345
 346
 347
 348
 349
 350
 351
 352
 353
 354
 355
 356
 357
 358
 359
 360
 361
 362
 363
 364
 365
 366
 367
 368
 369
 370
 371
 372
 373
 374
 375
 376
 377
 378
 379
 380
 381
 382
 383
 384
 385
 386
 387
 388
 389
 390
 391
 392
 393
 394
 395
 396
 397
 398
 399
 400
 401
 402
 403
 404
 405
 406
 407
 408
 409
 410
 411
 412
 413
 414
 415
 416
 417
 418
 419
 420
 421
 422
 423
 424
 425
 426
 427
 428
 429
 430
 431
 432
 433
 434
 435
 436
 437
 438
 439
 440
 441
 442
 443
 444
 445
 446
 447
 448
 449
 450
 451
 452
 453
 454
 455
 456
 457
 458
 459
 460
 461
 462
 463
 464
 465
 466
 467
 468
 469
 470
 471
 472
 473
 474
 475
 476
 477
 478
 479
 480
 481
 482
 483
 484
 485
 486
 487
 488
 489
 490
 491
 492
 493
 494
 495
 496
 497
 498
 499
 500
 501
 502
 503
 504
 505
 506
 507
 508
 509
 510
 511
 512
 513
 514
 515
 516
 517
 518
 519
 520
 521
 522
 523
 524
 525
 526
 527
 528
 529
 530
 531
 532
 533

MW Career Highs

11
 12
 13
 14
 15
 16
 17
 18
 19
 20
 21
 22
 23
 24
 25
 26
 27
 28
 29
 30
 31
 32
 33
 34
 35
 36
 37
 38
 39
 40
 41
 42
 43
 44
 45
 46
 47
 48
 49
 50
 51
 52
 53
 54
 55
 56
 57
 58
 59
 60
 61
 62
 63
 64
 65
 66
 67
 68
 69
 70
 71
 72
 73
 74
 75
 76
 77
 78
 79
 80
 81
 82
 83
 84
 85
 86
 87
 88
 89
 90
 91
 92
 93
 94
 95
 96
 97
 98
 99
 100
 101
 102
 103
 104
 105
 106
 107
 108
 109
 110
 111
 112
 113
 114
 115
 116
 117
 118
 119
 120
 121
 122
 123
 124
 125
 126
 127
 128
 129
 130
 131
 132
 133
 134
 135
 136
 137
 138
 139
 140
 141
 142
 143
 144
 145
 146
 147
 148
 149
 150
 151
 152
 153
 154
 155
 156
 157
 158
 159
 160
 161
 162
 163
 164
 165
 166
 167
 168
 169
 170
 171
 172
 173
 174
 175
 176
 177
 178
 179
 180
 181
 182
 183
 184
 185
 186
 187
 188
 189
 190
 191
 192
 193
 194
 195
 196
 197
 198
 199
 200
 201
 202
 203
 204
 205
 206
 207
 208
 209
 210
 211
 212
 213
 214
 215
 216
 217
 218
 219
 220
 221
 222
 223
 224
 225
 226
 227
 228
 229
 230
 231
 232
 233
 234
 235
 236
 237
 238
 239
 240
 241
 242
 243
 244
 245
 246
 247
 248
 249
 250
 251
 252
 253
 254
 255
 256
 257
 258
 259
 260
 261
 262
 263
 264
 265
 266
 267
 268
 269
 270
 271
 272
 273
 274
 275
 276
 277
 278
 279
 280
 281
 282
 283
 284
 285
 286
 287
 288
 289
 290
 291
 292
 293
 294
 295
 296
 297
 298
 299
 300
 301
 302
 303
 304
 305
 306
 307
 308
 309
 310
 311
 312
 313
 314
 315
 316
 317
 318
 319
 320
 321
 322
 323
 324
 325
 326
 327
 328
 329
 330
 331
 332
 333
 334
 335
 336
 337
 338
 339
 340
 341
 342
 343
 344
 345
 346
 347
 348
 349
 350
 351
 352
 353
 354
 355
 356
 357
 358
 359
 360
 361
 362
 363
 364
 365
 366
 367
 368
 369
 370
 371
 372
 373
 374
 375
 376
 377
 378
 379
 380
 381
 382
 383
 384
 385
 386
 387
 388
 389
 390
 391
 392
 393
 394
 395
 396
 397
 398
 399
 400
 401
 402
 403
 404
 405
 406
 407
 408
 409
 410
 411
 412
 413
 414
 415
 416
 417
 418
 419
 420
 421
 422
 423
 424
 425
 426
 427
 428
 429
 430
 431
 432
 433
 434
 435
 436
 437
 438
 439
 440
 441
 442
 443
 444
 445
 446
 447
 448
 449
 450
 451
 452
 453
 454
 455
 456
 457
 458
 459
 460
 461
 462
 463
 464
 465
 466
 467
 468
 469
 470
 471
 472
 473
 474
 475
 476
 477
 478
 479
 480
 481
 482
 483
 484
 485
 486
 487
 488
 489
 490
 491
 492
 493
 494
 495
 496
 497
 498
 499
 500
 501
 502
 503
 504
 505
 506
 507
 508
 509
 510
 511
 512
 513
 514
 515
 516
 517
 518
 519
 520
 521
 522
 523
 524
 525
 526
 527
 528
 529
 530
 531
 532
 533

-- PPG | -- APG | -- MPG | -- SPG

2024-25 GAME-BY-GAME

| Opponent | MP | FG-A | 3G-A | FT-A | O-D-T | PF | A | TO | BS | ST | TP |
|--------------------|----|------|------|------|-------|----|---|----|----|----|----|
| Nicholls | | | | | -DNP- | | | | | | |
| vs. UCLA | | | | | -DNP- | | | | | | |
| A&M-Corpus Christi | | | | | -DNP- | | | | | | |
| at St. John's | | | | | -DNP- | | | | | | |
| Grambling State | | | | | -DNP- | | | | | | |
| Texas Southern | | | | | -DNP- | | | | | | |
| vs. Arizona State | | | | | -DNP- | | | | | | |
| vs. USC | | | | | -DNP- | | | | | | |
| San Jose State | | | | | -DNP- | | | | | | |
| New Mexico State | | | | | -DNP- | | | | | | |
| Western NM | | | | | -DNP- | | | | | | |
| VCU | | | | | -DNP- | | | | | | |
| at Colorado State | | | | | -DNP- | | | | | | |
| at Fresno State | | | | | -DNP- | | | | | | |
| Nevada | | | | | -DNP- | | | | | | |
| at Wyoming | | | | | -DNP- | | | | | | |
| San Diego State | | | | | -DNP- | | | | | | |
| at San Jose State | | | | | -DNP- | | | | | | |
| Boise State | | | | | -DNP- | | | | | | |
| Fresno State | | | | | -DNP- | | | | | | |
| at UNLV | | | | | -DNP- | | | | | | |
| at Utah State | | | | | -DNP- | | | | | | |
| Colorado State | | | | | -DNP- | | | | | | |
| at Air Force | | | | | -DNP- | | | | | | |
| Wyoming | | | | | -DNP- | | | | | | |
| Utah State | | | | | -DNP- | | | | | | |
| at Boise State | | | | | -DNP- | | | | | | |
| at San Diego State | | | | | -DNP- | | | | | | |

* game started

SEASON NOTES

- Plans to redshirt this season

| | | | |
|-----------------------|----------------|---------------|---------------|
| | 2024-25 | CAREER | STREAK |
| Double Figure Scoring | - | - | - |

CAREER STATISTICS

[illegible]

Senior | Forward | 6-9 | 215 | Helsinki, Finland | HBA-Marsky [Dayton]



Season Highs

| | | |
|------|----|--------------------------------|
| Pts | 28 | vs. Arizona State (11/28/24) |
| Reb | 13 | vs. Nicholls (11/4/24) |
| FG | 8 | at Fresno State (12/31/24) |
| FGA | 16 | twice |
| 3FG | 4 | twice |
| 3FGA | 11 | vs. New Mexico State (12/7/24) |
| FT | 13 | vs. Arizona State (11/28/24) |
| FTA | 14 | vs. Arizona State (11/28/24) |
| Ast | 4 | vs. Nevada (1/3/25) |
| Blk | 3 | vs. San Diego State (1/11/25) |
| Stl | 2 | five times |
| Min | 39 | vs. Nevada (1/3/25) |

Career Highs

| | | |
|------|----|---|
| Pts | 28 | vs. Arizona State (11/28/24) |
| Reb | 13 | vs. Nicholls (11/4/24) |
| FG | 9 | vs. La Salle (12/30/20) ^{UD} |
| FGA | 16 | twice |
| 3FG | 4 | three times |
| 3FGA | 11 | vs. New Mexico State (12/7/24) |
| FT | 13 | vs. Arizona State (11/28/24) |
| FTA | 14 | vs. Arizona State (11/28/24) |
| Ast | 8 | vs. Alcorn State (12/20/22) ^{UD} |
| Blk | 3 | twice |
| Stl | 3 | twice |
| Min | 42 | at Rhode Island (2/16/21) ^{UD} |

MW Career Highs

| | | |
|------|----|------------------------------|
| Pts | 23 | at Fresno State (12/31/24) |
| Reb | 11 | twice |
| FG | 8 | at Fresno State (12/31/24) |
| FGA | 13 | at Fresno State (12/31/24) |
| 3FG | 4 | at Fresno State (12/31/24) |
| 3FGA | 9 | at Wyoming (2/6/24) |
| FT | 6 | three times |
| FTA | 9 | vs. San Jose State (12/4/24) |
| Ast | 4 | twice |
| Blk | 3 | twice |
| Stl | 2 | five times |
| Min | 39 | vs. Nevada (1/3/25) |

11.7 PPG | 5.4 RPG | 28.3 MPG | 1.3 APG

2024-25 GAME-BY-GAME

| Opponent | MP | FG-A | 3G-A | FT-A | O-D-T | PF | A | TO | BS | ST | TP |
|---------------------|----|------|------|-------|--------|----|---|----|----|----|----|
| Nicholls* | 32 | 5-15 | 1-9 | 2-2 | 5-8-13 | 3 | 2 | 0 | 2 | 0 | 13 |
| vs. UCLA* | 28 | 3-7 | 2-4 | 0-0 | 0-4-4 | 4 | 0 | 3 | 2 | 0 | 8 |
| A&M-Corpus Christi* | 27 | 3-9 | 1-5 | 5-6 | 2-5-7 | 3 | 2 | 4 | 2 | 2 | 12 |
| at St. John's | 34 | 6-14 | 4-7 | 0-0 | 0-4-4 | 2 | 3 | 0 | 1 | 1 | 16 |
| Grambling State* | 30 | 3-7 | 1-4 | 3-6 | 1-8-9 | 1 | 2 | 2 | 2 | 2 | 10 |
| Texas Southern* | 29 | 6-15 | 2-6 | 4-6 | 0-2-2 | 1 | 1 | 0 | 0 | 0 | 18 |
| vs. Arizona State* | 35 | 6-16 | 3-9 | 13-14 | 3-5-8 | 4 | 0 | 2 | 0 | 0 | 28 |
| vs USC* | 29 | 3-6 | 1-2 | 3-5 | 1-2-3 | 0 | 0 | 3 | 0 | 1 | 10 |
| San Jose State* | 37 | 6-12 | 1-3 | 6-9 | 5-4-9 | 2 | 3 | 0 | 2 | 1 | 19 |
| New Mexico State* | 38 | 2-16 | 2-11 | 4-4 | 5-3-8 | 3 | 2 | 0 | 0 | 2 | 10 |
| Western NM* | 21 | 4-7 | 1-3 | 0-0 | 0-1-1 | 2 | 1 | 0 | 0 | 1 | 9 |
| VCU* | 34 | 5-12 | 0-2 | 5-7 | 2-6-8 | 0 | 0 | 0 | 0 | 1 | 15 |
| at Colorado State* | 24 | 5-10 | 0-2 | 4-4 | 3-2-5 | 4 | 1 | 1 | 0 | 1 | 14 |
| at Fresno State* | 32 | 8-13 | 4-6 | 3-4 | 0-5-5 | 3 | 1 | 6 | 0 | 0 | 23 |
| Nevada* | 39 | 4-11 | 1-6 | 5-7 | 0-5-5 | 4 | 4 | 2 | 2 | 1 | 14 |
| at Wyoming* | 24 | 0-7 | 0-4 | 0-0 | 0-2-2 | 3 | 1 | 3 | 1 | 0 | 0 |
| San Diego State* | 33 | 4-12 | 0-4 | 2-6 | 4-7-11 | 2 | 2 | 0 | 3 | 2 | 10 |
| at San Jose State* | 26 | 4-9 | 1-2 | 0-0 | 2-0-2 | 0 | 1 | 2 | 0 | 0 | 9 |
| Boise State* | 32 | 3-8 | 1-5 | 4-4 | 0-3-3 | 1 | 2 | 0 | 1 | 1 | 11 |
| Fresno State* | 20 | 6-8 | 3-4 | 0-0 | 2-5-7 | 3 | 3 | 1 | 0 | 2 | 15 |
| at UNLV* | 21 | 0-2 | 0-1 | 2-4 | 1-2-3 | 2 | 1 | 2 | 1 | 0 | 2 |
| at Utah State* | 28 | 4-6 | 2-4 | 6-7 | 1-2-3 | 4 | 1 | 3 | 0 | 0 | 16 |
| Colorado State* | 22 | 2-7 | 2-4 | 0-0 | 2-5-7 | 2 | 0 | 0 | 1 | 0 | 6 |
| at Air Force | | | | | -INJ- | | | | | | |
| Wyoming* | 17 | 1-4 | 0-2 | 0-0 | 1-2-3 | 0 | 0 | 1 | 0 | 0 | 2 |
| Utah State | | | | | -INJ- | | | | | | |
| at Boise State | | | | | -INJ- | | | | | | |
| at San Diego State | 15 | 1-8 | 1-6 | 0-0 | 3-0-3 | 2 | 0 | 1 | 0 | 1 | 3 |

* game started

SEASON NOTES

- Tri-Captain
- Scored 16 points at Utah State (Feb. 1)
- Scored 15 points (6-8 FG) vs. Fresno State (Jan. 20)
- Double-double with 10 points and 11 rebounds vs. San Diego State (Jan. 11)
- Scored 14 points vs. Nevada (Jan. 3)
- Had 23 points for first 20-point game in MW play at Fresno State (Dec. 31)
- Scored 14 points at Colorado State (Dec. 28)
- Had 15 points and eight rebounds vs. VCU (Dec. 18)
- Had 19 points and nine rebounds vs. San Jose St (Dec. 4)
- Scored a career high 28 points vs. Arizona State (Nov. 28)
- Had 18 points, including scoring his 1,000th career point vs. Texas Southern (Nov. 24)
- Had 10 points and nine rebounds vs. Grambling State (Nov. 21)
- Team-high 16 points (tied career high with four 3-pointers) at No. 22 St. John's
- Had 12 points and seven rebounds vs. Texas A&M-Corpus Christi (Nov. 12)
- Scored eight points vs. No. 22 UCLA (Nov. 8)
- Had 13 points and a career-high 13 rebounds vs. Nicholls (Nov. 4)

| | 2024-25 | CAREER | STREAK |
|-----------------------|---------|--------|--------|
| Double-Doubles | 2 | 5 | - |
| Double Figure Scoring | 17 | 67 | - |
| 20-Point Games | 2 | 4 | - |
| 10-Rebound Games | 2 | 6 | - |

CAREER STATISTICS

| Year | G-GS | Min-Avg. | FG-FGA | Pct. | 3FG-3FGA | Pct. | FT-FTA | Pct. | Off-Def. | Reb-Avg. | PF-DQ | Ast | TO | Blk | Stl | Pts-Avg |
|-----------|--------|-----------|---------|------|----------|------|---------|------|----------|----------|-------|-----|-----|-----|-----|----------|
| 2020-21 % | 19-15 | 569-29.9 | 68-137 | .496 | 26-68 | .382 | 26-34 | .765 | 24-83 | 107-5.6 | 45-1 | 24 | 31 | 8 | 13 | 188-9.9 |
| Conf | 16-14 | 481-30.1 | 57-117 | .487 | 24-59 | .407 | 22-29 | .759 | 21-69 | 90-5.6 | 35-1 | 21 | 26 | 8 | 11 | 160-10.0 |
| 2021-22 % | 35-1 | 693-19.8 | 65-163 | .399 | 28-95 | .295 | 37-51 | .725 | 41-101 | 142-4.1 | 57-0 | 26 | 37 | 7 | 7 | 195-5.6 |
| Conf | 18-1 | 375-20.8 | 37-87 | .425 | 14-44 | .318 | 16-24 | .667 | 23-49 | 72-4.0 | 27-0 | 15 | 16 | 5 | 3 | 104-5.8 |
| 2022-23 % | 34-19 | 1006-29.6 | 103-233 | .442 | 45-123 | .366 | 66-83 | .795 | 40-124 | 164-4.8 | 61-0 | 59 | 46 | 10 | 8 | 317-9.3 |
| Conf | 18-10 | 513-28.5 | 55-123 | .447 | 21-54 | .389 | 15-22 | .682 | 15-67 | 82-4.6 | 32-0 | 28 | 19 | 9 | 6 | 146-8.1 |
| 2023-24 | 35-2 | 657-18.8 | 77-191 | .403 | 28-96 | .292 | 54-70 | .771 | 36-85 | 121-3.5 | 75-0 | 23 | 25 | 9 | 20 | 236-6.7 |
| Conf | 18-0 | 383-21.3 | 53-113 | .469 | 23-59 | .390 | 33-39 | .846 | 28-52 | 80-4.4 | 38-0 | 15 | 16 | 3 | 9 | 162-9.0 |
| 2024-25 | 25-25 | 708-28.3 | 94-241 | .390 | 34-115 | .296 | 71-95 | .747 | 43-92 | 135-5.4 | 55-0 | 33 | 36 | 20 | 19 | 293-11.7 |
| Conf | 14-14 | 372-26.5 | 48-117 | .410 | 16-53 | .302 | 32-45 | .711 | 24-44 | 68-4.9 | 32-0 | 20 | 22 | 11 | 9 | 144-10.3 |
| CAREER | 148-62 | 3630-24.5 | 407-965 | .422 | 161-497 | .324 | 254-333 | .763 | 184-485 | 669-4.5 | 293-1 | 165 | 175 | 54 | 67 | 1229-8.3 |

% at Dayton



Season Highs

| | | |
|------|----|--------------------------------|
| Pts | 28 | vs. Nicholls (11/4/24) |
| Reb | 21 | at Air Force (2/8/25) |
| FG | 9 | vs. Nicholls (11/4/24) |
| FGA | 17 | vs. New Mexico State (12/7/24) |
| 3FG | -- | |
| 3FGA | 1 | five times |
| FT | 10 | twice |
| FTA | 13 | vs. Colorado State (2/5/25) |
| Ast | 3 | vs. Grambling State (11/21/24) |
| Blk | 5 | vs. Colorado State (2/5/25) |
| Stl | 4 | vs. New Mexico State (12/7/24) |
| Min | 39 | vs. Nevada (1/3/25) |

Career Highs

| | |
|----|--|
| 28 | twice |
| 21 | at Air Force (2/8/25) |
| 11 | three times |
| 17 | vs. New Mexico State (12/7/24) |
| 1 | vs. North Alabama (11/20/21) ^{Iona} |
| 1 | 14 times |
| 10 | four times |
| 14 | three times |
| 5 | twice |
| 6 | twice |
| 5 | at New Mexico State (12/15/23) |
| 39 | twice |

MW Career Highs

| | |
|----|-----------------------------|
| 26 | vs. Utah State (1/16/24) |
| 21 | at Air Force (2/8/25) |
| 11 | vs. Utah State (1/16/24) |
| 16 | at UNLV (1/25/25) |
| -- | |
| 1 | twice |
| 10 | vs. Colorado State (2/5/25) |
| 13 | vs. Colorado State (2/5/25) |
| 4 | vs. Colorado State (2/5/25) |
| 5 | three times |
| 4 | at San Jose State (1/24/24) |
| 39 | vs. Nevada (1/3/25) |

13.5 PPG | 10.8 RPG | 30.3 MPG | 1.5 BPG

2024-25 GAME-BY-GAME

| Opponent | MP | FG-A | 3G-A | FT-A | O-D-T | PF | A | TO | BS | ST | TP |
|---------------------|----|------|------|-------|---------|----|---|----|----|----|----|
| Nicholls* | 36 | 9-15 | 0-0 | 10-12 | 6-10-16 | 2 | 2 | 3 | 3 | 2 | 28 |
| vs. UCLA* | 33 | 5-9 | 0-0 | 6-8 | 4-8-12 | 3 | 0 | 4 | 1 | 2 | 16 |
| A&M-Corpus Christi* | 16 | 5-6 | 0-0 | 0-3 | 3-6-9 | 4 | 2 | 1 | 2 | 2 | 10 |
| at St. John's* | 32 | 8-11 | 0-0 | 0-6 | 3-1-4 | 2 | 1 | 3 | 2 | 1 | 16 |
| Grambling State* | 29 | 3-7 | 0-1 | 1-2 | 1-10-11 | 2 | 3 | 2 | 3 | 2 | 7 |
| Texas Southern* | 23 | 2-4 | 0-1 | 4-6 | 1-7-8 | 3 | 1 | 2 | 3 | 2 | 8 |
| vs. Arizona State* | 25 | 1-3 | 0-0 | 1-1 | 2-5-7 | 4 | 1 | 5 | 0 | 1 | 3 |
| vs. USC* | 26 | 5-8 | 0-0 | 5-6 | 4-2-6 | 2 | 1 | 2 | 2 | 0 | 15 |
| San Jose State* | 35 | 5-11 | 0-0 | 6-6 | 2-8-10 | 3 | 2 | 2 | 0 | 1 | 16 |
| New Mexico State* | 37 | 7-17 | 0-1 | 2-5 | 7-10-17 | 1 | 2 | 1 | 2 | 4 | 1 |
| Western NM* | 16 | 2-5 | 0-0 | 2-2 | 3-3-6 | 1 | 0 | 3 | 0 | 0 | 6 |
| VCU* | 31 | 5-11 | 0-0 | 5-8 | 6-5-11 | 2 | 1 | 4 | 1 | 2 | 15 |
| at Colorado State* | 31 | 4-9 | 0-0 | 1-2 | 2-9-11 | 3 | 1 | 2 | 0 | 0 | 9 |
| at Fresno State* | 31 | 4-6 | 0-0 | 4-4 | 1-11-12 | 3 | 2 | 1 | 4 | 1 | 12 |
| Nevada* | 39 | 7-8 | 0-0 | 6-9 | 2-8-10 | 3 | 0 | 2 | 3 | 1 | 20 |
| at Wyoming* | 37 | 5-10 | 0-0 | 2-4 | 4-8-12 | 3 | 0 | 3 | 2 | 0 | 12 |
| San Diego State* | 30 | 3-10 | 0-0 | 0-0 | 4-5-9 | 3 | 2 | 2 | 1 | 0 | 6 |
| at San Jose State* | 20 | 7-10 | 0-1 | 6-8 | 2-4-6 | 4 | 0 | 0 | 1 | 0 | 20 |
| Boise State* | 32 | 7-14 | 0-0 | 2-2 | 1-8-9 | 3 | 1 | 3 | 1 | 2 | 16 |
| Fresno State* | 25 | 3-6 | 0-0 | 4-8 | 4-11-15 | 0 | 1 | 3 | 0 | 0 | 10 |
| at UNLV* | 36 | 8-16 | 0-0 | 6-10 | 7-11-18 | 2 | 1 | 0 | 1 | 0 | 22 |
| at Utah State* | 26 | 7-7 | 0-0 | 1-1 | 3-10-13 | 4 | 1 | 2 | 1 | 0 | 15 |
| Colorado State* | 38 | 4-9 | 0-0 | 10-13 | 2-9-11 | 2 | 4 | 2 | 5 | 3 | 18 |
| at Air Force* | 28 | 6-10 | 0-1 | 2-3 | 7-14-21 | 1 | 0 | 3 | 1 | 2 | 14 |
| Wyoming* | 30 | 4-6 | 0-0 | 3-6 | 3-5-8 | 4 | 2 | 5 | 2 | 3 | 11 |
| Utah State* | 31 | 4-10 | 0-0 | 7-8 | 1-4-5 | 3 | 1 | 1 | 0 | 1 | 15 |
| at Boise State* | 36 | 8-11 | 0-0 | 1-2 | 1-7-8 | 2 | 1 | 4 | 0 | 2 | 17 |
| at San Diego State* | 37 | 2-7 | 0-0 | 2-5 | 7-9-16 | 4 | 0 | 1 | 0 | 2 | 6 |

* game started

SEASON NOTES

- Preseason All-Mountain West
- Four-time MW Player of the Week (11/11, 1/6, 2/3, 2/10)
- 5th straight double-double with 14 points and a career-high 21 rebounds at Air Force (Feb. 8)
- Had 18 points, 11 boards, five blocks, four assists and three steals vs. Colorado State (Feb. 5)
- Had 15 points (7-7 FG) and 13 boards at Utah St (Feb. 1)
- Had 22 points and 18 rebounds at UNLV (Jan. 25)
- Had 20 points, including game-winning shot as time expired, and 10 rebounds vs. Nevada (Jan. 3)
- Double-double with 12 points and 12 rebounds, along with four blocks, at Fresno State (Dec. 31)
- Had 16 points and 17 boards vs. New Mexico St (Dec. 7)
- Double-double with 16 points and 10 rebounds vs. San Jose State (Dec. 4)
- Had 16 points and 12 rebounds vs. No. 22 UCLA (Nov. 8)
- Matched a career high with 28 points to go with 16 rebounds vs. Nicholls (Nov. 4)

UNM CAREER RECORD BOOK

| | Total | Rank | Up Next |
|----------|-------|--------|--------------------------|
| Rebounds | 595 | 18th | David Chiotti (612-17th) |
| Blocks | 91 | T-13th | Charles Smith (95-12th) |
| Dbl-Dbls | 22 | 11th | Three Players (24-8th) |

| | 2024-25 | CAREER | STREAK |
|-----------------------|---------|--------|--------|
| Double-Doubles | 13 | 56 | - |
| Double Figure Scoring | 21 | 104 | - |
| 20-Point Games | 3 | 12 | - |
| 10-Rebound Games | 16 | 65 | 1 |

CAREER STATISTICS

| Year | G-GS | Min-Avg. | FG-FGA | Pct. | 3FG-3FGA | Pct. | FT-FTA | Pct. | Off-Def. | Reb-Avg. | PF-DQ | Ast | TO | Blk | Stl | Pts-Avg |
|-----------|---------|-----------|----------|------|----------|------|---------|------|----------|----------|-------|-----|-----|-----|-----|-----------|
| 2020-21 % | 18-16 | 499-27.7 | 81-136 | .596 | 0-1 | .000 | 37-58 | .638 | 51-84 | 135-7.5 | 60-4 | 24 | 41 | 29 | 11 | 199-11.1 |
| Conf | 9-9 | 232-25.8 | 44-70 | .629 | 0-1 | .000 | 20-31 | .645 | 23-36 | 59-6.6 | 34-3 | 8 | 25 | 14 | 3 | 108-12.0 |
| 2021-22 % | 33-32 | 939-28.5 | 160-292 | .548 | 1-3 | .333 | 109-166 | .657 | 108-164 | 272-8.2 | 76-0 | 49 | 69 | 62 | 36 | 430-13.0 |
| Conf | 20-19 | 540-27.0 | 92-160 | .575 | 0-2 | .000 | 58-92 | .630 | 60-97 | 157-7.9 | 42-0 | 28 | 43 | 36 | 24 | 242-12.1 |
| 2022-23 % | 35-34 | 1112-31.8 | 192-349 | .550 | 0-5 | .000 | 136-218 | .624 | 124-202 | 326-9.3 | 96-2 | 39 | 66 | 52 | 42 | 520-14.9 |
| Conf | 20-20 | 633-31.7 | 104-200 | .520 | 0-4 | .000 | 90-147 | .612 | 79-130 | 209-10.5 | 51-2 | 21 | 41 | 27 | 22 | 298-14.9 |
| 2023-24 | 36-36 | 944-26.2 | 127-231 | .550 | 0-0 | .000 | 67-128 | .523 | 104-190 | 294-8.2 | 100-1 | 37 | 54 | 49 | 38 | 321-8.9 |
| Conf | 18-18 | 484-26.9 | 68-113 | .602 | 0-0 | .000 | 32-58 | .552 | 52-96 | 148-8.2 | 52-1 | 18 | 25 | 28 | 19 | 168-9.3 |
| 2024-25 | 28-28 | 884-30.3 | 140-256 | .547 | 0-5 | .000 | 99-150 | .660 | 93-208 | 301-10.8 | 73-0 | 33 | 66 | 41 | 36 | 379-13.5 |
| Conf | 17-17 | 543-31.9 | 88-160 | .550 | 0-2 | .000 | 63-91 | .692 | 53-141 | 194-11.4 | 47-0 | 19 | 36 | 22 | 18 | 239-14.1 |
| CAREER | 150-146 | 4343-29.0 | 700-1264 | .554 | 1-14 | .071 | 448-720 | .622 | 480-848 | 1328-8.9 | 405-7 | 182 | 296 | 233 | 163 | 1849-12.3 |

% at Iona

Freshman | Forward | 6-10 | 240 | Toronto, Ont. | Dream City Christian



Season Highs

| | | |
|------|----|-----------------------------------|
| Pts | 21 | vs. Western New Mexico (12/14/24) |
| Reb | 7 | twice |
| FG | 8 | vs. Western New Mexico (12/14/24) |
| FGA | 11 | vs. Western New Mexico (12/14/24) |
| 3FG | 4 | at San Diego State (2/25/25) |
| 3FGA | 6 | at San Diego State (2/25/25) |
| FT | 3 | at Wyoming (1/7/25) |
| FTA | 5 | vs. Wyoming (2/12/25) |
| Ast | 4 | vs. Western New Mexico (12/14/24) |
| Blk | 1 | three times |
| Stl | 3 | vs. Western New Mexico (12/14/24) |
| Min | 37 | vs. Utah State (2/16/25) |

Career Highs

| | | |
|------|----|-----------------------------------|
| Pts | 21 | vs. Western New Mexico (12/14/24) |
| Reb | 7 | twice |
| FG | 8 | vs. Western New Mexico (12/14/24) |
| FGA | 11 | vs. Western New Mexico (12/14/24) |
| 3FG | 4 | at San Diego State (2/25/25) |
| 3FGA | 6 | at San Diego State (2/25/25) |
| FT | 3 | at Wyoming (1/7/25) |
| FTA | 5 | vs. Wyoming (2/12/25) |
| Ast | 4 | vs. Western New Mexico (12/14/24) |
| Blk | 1 | three times |
| Stl | 3 | vs. Western New Mexico (12/14/24) |
| Min | 37 | vs. Utah State (2/16/25) |

MW Career Highs

| | | |
|------|----|------------------------------|
| Pts | 16 | at San Diego State (2/25/25) |
| Reb | 7 | twice |
| FG | 6 | at San Diego State (2/25/25) |
| FGA | 9 | at San Diego State (2/25/25) |
| 3FG | 4 | at San Diego State (2/25/25) |
| 3FGA | 6 | at San Diego State (2/25/25) |
| FT | 3 | at Wyoming (1/7/25) |
| FTA | 5 | vs. Wyoming (2/12/25) |
| Ast | 2 | at Boise State (2/19/25) |
| Blk | 1 | three times |
| Stl | 1 | six times |
| Min | 37 | vs. Utah State (2/16/25) |

4.4 PPG | 2.1 RPG | 12.4 MPG | 0.5 APG

2024-25 GAME-BY-GAME

| Opponent | MP | FG-A | 3G-A | FT-A | O-D-T | PF | A | TO | BS | ST | TP |
|---------------------|----|------|------|------|-------|----|---|----|----|----|----|
| Nicholls | 8 | 0-1 | 0-1 | 2-4 | 0-1-1 | 1 | 0 | 0 | 0 | 1 | 2 |
| vs. UCLA | 2 | 0-0 | 0-0 | 0-0 | 0-0-0 | 2 | 0 | 0 | 0 | 0 | 0 |
| A&M-Corpus Christi | 2 | 0-0 | 0-0 | 0-0 | 0-0-0 | 1 | 0 | 0 | 0 | 0 | 0 |
| at St. John's | | | | | -DNP- | | | | | | |
| Grambling State | 3 | 2-2 | 0-0 | 0-0 | 0-1-1 | 0 | 0 | 0 | 0 | 0 | 4 |
| Texas Southern | 10 | 1-4 | 1-3 | 0-0 | 0-1-1 | 1 | 1 | 0 | 0 | 0 | 3 |
| vs. Arizona State | 2 | 0-0 | 0-0 | 0-0 | 0-0-0 | 1 | 0 | 0 | 0 | 0 | 0 |
| vs. USC | 11 | 1-2 | 0-0 | 0-0 | 1-1-2 | 1 | 1 | 0 | 0 | 1 | 2 |
| San Jose State | 1 | 0-0 | 0-0 | 0-0 | 0-0-0 | 1 | 0 | 0 | 0 | 0 | 0 |
| New Mexico State | 7 | 1-2 | 0-0 | 1-1 | 1-0-1 | 1 | 0 | 0 | 0 | 0 | 3 |
| Western NM | 19 | 8-11 | 3-4 | 2-3 | 2-4-6 | 2 | 4 | 1 | 0 | 3 | 21 |
| VCU | 6 | 0-0 | 0-0 | 0-0 | 0-1-1 | 1 | 0 | 0 | 0 | 0 | 0 |
| at Colorado State | 16 | 2-2 | 1-1 | 0-0 | 0-0-0 | 0 | 1 | 0 | 0 | 0 | 5 |
| at Fresno State | 8 | 0-0 | 0-0 | 0-0 | 0-1-1 | 3 | 0 | 0 | 0 | 1 | 0 |
| Nevada | 6 | 1-1 | 1-1 | 0-0 | 0-1-1 | 0 | 0 | 0 | 0 | 0 | 3 |
| at Wyoming | 18 | 1-5 | 1-4 | 3-4 | 1-1-2 | 2 | 1 | 0 | 0 | 0 | 6 |
| San Diego State | 5 | 0-2 | 0-1 | 0-0 | 0-2-2 | 2 | 0 | 0 | 0 | 0 | 0 |
| at San Jose State | 15 | 2-3 | 2-2 | 0-0 | 2-2-4 | 0 | 0 | 0 | 0 | 0 | 6 |
| Boise State | 8 | 2-4 | 1-2 | 0-0 | 0-0-0 | 0 | 0 | 1 | 0 | 0 | 5 |
| Fresno State | 17 | 4-6 | 3-5 | 0-0 | 2-2-4 | 1 | 1 | 3 | 1 | 1 | 11 |
| at UNLV | 8 | 0-2 | 0-1 | 0-0 | 1-1-2 | 4 | 1 | 0 | 1 | 0 | 0 |
| at Utah State | 10 | 3-6 | 2-5 | 0-0 | 0-3-3 | 2 | 0 | 0 | 0 | 0 | 8 |
| Colorado State | 18 | 2-3 | 2-3 | 0-0 | 0-1-1 | 1 | 1 | 0 | 0 | 0 | 6 |
| at Air Force* | 22 | 1-3 | 0-2 | 1-1 | 1-6-7 | 0 | 0 | 1 | 0 | 1 | 3 |
| Wyoming | 23 | 3-3 | 3-3 | 1-5 | 1-2-3 | 1 | 0 | 1 | 0 | 0 | 10 |
| Utah State* | 37 | 2-8 | 0-4 | 1-1 | 3-4-7 | 1 | 0 | 0 | 0 | 1 | 5 |
| at Boise State* | 28 | 0-4 | 0-3 | 0-0 | 0-3-3 | 2 | 2 | 1 | 1 | 1 | 0 |
| at San Diego State* | 25 | 6-9 | 4-6 | 0-0 | 0-4-4 | 3 | 0 | 3 | 0 | 1 | 16 |

* game started

SEASON NOTES

- Mountain West Freshman of the Week (Dec. 16)
- Had 16 points (4-6 3FG) at San Diego State (Feb. 25)
- Had five points and seven boards vs. Utah State (Feb. 16)
- Had 10 points (3-3 3FG), including go-ahead three with 30 seconds left vs. Wyoming (Feb. 12)
- Had three points and a career-high seven rebounds in first career start at Air Force (Feb. 8)
- Scored six points (2-3 3FG) vs. Colorado State (Feb. 5)
- Had eight points and three rebounds at Utah State (Feb. 1)
- Had 11 points (4-6 FG) and four rebounds vs. Fresno State (Jan. 20)
- Scored five points vs. Boise State (Jan. 17)
- Had six points (2-2 3FG) and four rebounds at San Jose State (Jan. 14)
- Had six points and two rebounds at Wyoming (Jan. 7)
- Had five points (2-2 FG) at Colorado State (Dec. 28)
- Set career highs of 21 points, six rebounds, four assists and three steals vs. Western New Mexico (Dec. 14)
- Had two points and two rebounds vs. USC (Nov. 29)
- Scored three points vs. Texas Southern (Nov. 24)
- Had four points (2-2 FG) vs. Grambling State (Nov. 21)
- Scored two points in his collegiate debut vs. Nicholls (Nov. 4)

| | 2024-25 | CAREER | STREAK |
|-----------------------|---------|--------|--------|
| Double Figure Scoring | 4 | 4 | 1 |
| 20-Point Games | 1 | 1 | - |

CAREER STATISTICS

| Year | G-GS | Min-Avg. | FG-FGA | Pct. | 3FG-3FGA | Pct. | FT-FTA | Pct. | Off-Def. | Reb-Avg. | PF-DQ | Ast | TO | Blk | Stl | Pts-Avg |
|---------|------|----------|--------|------|----------|------|--------|------|----------|----------|-------|-----|----|-----|-----|---------|
| 2024-25 | 27-3 | 334-12.4 | 42-83 | .506 | 24-51 | .471 | 11-19 | .579 | 15-42 | 57-2.1 | 34-0 | 13 | 11 | 3 | 11 | 119-4.4 |
| Conf | 17-3 | 264-15.5 | 29-61 | .475 | 20-43 | .465 | 6-11 | .545 | 11-33 | 44-2.6 | 23-0 | 7 | 10 | 3 | 6 | 84-4.9 |
| CAREER | 27-3 | 334-12.4 | 42-83 | .506 | 24-51 | .471 | 11-19 | .579 | 15-42 | 57-2.1 | 34-0 | 13 | 11 | 3 | 11 | 119-4.4 |



Game Records

| Record | Overall | Home | Away | Neutral |
|----------------|---------|------|------|---------|
| ALL GAMES | 22-6 | 14-1 | 6-4 | 2-1 |
| CONFERENCE | 14-3 | 8-0 | 6-3 | 0-0 |
| NON-CONFERENCE | 8-3 | 6-1 | 0-1 | 2-1 |

Team Box Score Extended

| No. | Player | GP-GS | | | Total | | | 3-Point | | | F-Throw | | | Rebounds | | | | | | | | | | | | | | |
|-----------|--------------------|-------|--------|------|----------|------|----------|---------|---------|------|---------|-----|------|----------|-----|----|-----|-------|-----|-------|------|-----|-------|-----|-------|------|------|--|
| | | GP-GS | MIN | AVG | FG-FGA | FG% | 3FG-3FGA | 3FG% | FT-FTA | FT% | OFF | DEF | TOT | AVG | PF | DQ | A | A/G | TO | TO/G | A/TO | BLK | BLK/G | STL | STL/G | PTS | AVG | |
| 2 | DENT, Donovan | 28-28 | 969:18 | 34.6 | 198-406 | .488 | 20-53 | .377 | 140-178 | .787 | 9 | 61 | 70 | 2.5 | 41 | 0 | 183 | 6.54 | 79 | 2.82 | 2.32 | 26 | 0.93 | 42 | 1.50 | 556 | 19.9 | |
| 23 | JOSEPH, Nelly | 28-28 | 848:30 | 30.3 | 140-256 | .547 | 0-5 | .000 | 99-150 | .660 | 93 | 208 | 301 | 10.8 | 73 | 0 | 33 | 1.18 | 66 | 2.36 | 0.50 | 41 | 1.46 | 36 | 1.29 | 379 | 13.5 | |
| 22 | AMZIL, Mustapha | 25-25 | 707:59 | 28.3 | 94-241 | .390 | 34-115 | .296 | 71-95 | .747 | 43 | 92 | 135 | 5.4 | 55 | 0 | 33 | 1.32 | 36 | 1.44 | 0.92 | 20 | 0.80 | 19 | 0.76 | 293 | 11.7 | |
| 3 | WASHINGTON, Tru | 27-26 | 736:26 | 27.3 | 110-255 | .431 | 38-99 | .384 | 44-72 | .611 | 33 | 72 | 105 | 3.9 | 57 | 2 | 51 | 1.89 | 33 | 1.22 | 1.55 | 9 | 0.33 | 58 | 2.15 | 302 | 11.2 | |
| 0 | NOLAND, CJ | 27-7 | 572:34 | 21.2 | 80-201 | .398 | 29-99 | .293 | 36-51 | .706 | 20 | 56 | 76 | 2.8 | 65 | 3 | 36 | 1.33 | 24 | 0.89 | 1.50 | 7 | 0.26 | 30 | 1.11 | 225 | 8.3 | |
| 8 | BOROVICANIN, Filip | 28-22 | 615:06 | 22.0 | 65-140 | .464 | 20-60 | .333 | 26-40 | .650 | 31 | 100 | 131 | 4.7 | 59 | 2 | 33 | 1.18 | 30 | 1.07 | 1.10 | 5 | 0.18 | 19 | 0.68 | 176 | 6.3 | |
| 24 | MILICEVIC, Jovan | 27-3 | 333:58 | 12.4 | 42-83 | .506 | 24-51 | .471 | 11-19 | .579 | 15 | 42 | 57 | 2.1 | 34 | 0 | 13 | 0.48 | 11 | 0.41 | 1.18 | 3 | 0.11 | 11 | 0.41 | 119 | 4.4 | |
| 1 | APPELHANS, Braden | 25-1 | 272:46 | 10.9 | 29-73 | .397 | 25-59 | .424 | 10-13 | .769 | 5 | 15 | 20 | 0.8 | 23 | 1 | 12 | 0.48 | 5 | 0.20 | 2.40 | 5 | 0.20 | 8 | 0.32 | 93 | 3.7 | |
| 4 | DOTSON, Kayde | 27-0 | 203:16 | 7.5 | 25-58 | .431 | 15-35 | .429 | 10-16 | .625 | 1 | 11 | 12 | 0.4 | 24 | 0 | 24 | 0.89 | 14 | 0.52 | 1.71 | 2 | 0.07 | 12 | 0.44 | 75 | 2.8 | |
| 6 | ALLY ATIKI, Atiki | 27-0 | 238:45 | 8.8 | 24-43 | .558 | 0-0 | .000 | 9-20 | .450 | 26 | 44 | 70 | 2.6 | 45 | 0 | 9 | 0.33 | 12 | 0.44 | 0.75 | 25 | 0.93 | 10 | 0.37 | 57 | 2.1 | |
| 7 | SACKO, Ibrahima | 17-0 | 103:00 | 6.1 | 11-18 | .611 | 1-4 | .250 | 0-3 | .000 | 4 | 18 | 22 | 1.3 | 23 | 0 | 1 | 0.06 | 6 | 0.35 | 0.17 | 5 | 0.29 | 4 | 0.24 | 23 | 1.4 | |
| 11 | WEBB, Quinton | 12-0 | 48:23 | 4.0 | 2-7 | .286 | 1-5 | .200 | 2-7 | .286 | 3 | 4 | 7 | 0.6 | 6 | 0 | 2 | 0.17 | 3 | 0.25 | 0.67 | 0 | 0.00 | 2 | 0.17 | 7 | 0.6 | |
| Total | | 28 | 5650 | | 820-1781 | .460 | 207-585 | .354 | 458-664 | .690 | 346 | 773 | 1119 | 40.0 | 505 | 8 | 430 | 15.36 | 331 | 11.82 | 1.30 | 148 | 5.29 | 251 | 8.96 | 2305 | 82.3 | |
| Opponents | | 28 | 5650 | | 705-1644 | .429 | 217-623 | .348 | 379-577 | .657 | 264 | 727 | 991 | 35.4 | 542 | 11 | 418 | 14.93 | 429 | 15.32 | 0.97 | 118 | 4.21 | 205 | 7.32 | 2006 | 71.6 | |

Score by Periods

| Team | 1st | 2nd | OT | TOT |
|------------|------|------|----|------|
| New Mexico | 1060 | 1223 | 22 | 2305 |
| Opponents | 935 | 1044 | 27 | 2006 |



2024-25 New Mexico Men's Basketball
Team Game-by-Game
All games

Page 1/1
as of Feb 26, 2025

| | | | | Total | | 3-Pointers | | Free throws | | Rebounds | | | | | | | | | | | |
|------------------------|------------|--------|-----|----------|------|------------|------|-------------|-------|----------|-----|------|------|-----|-----|-----|-----|-----|------|------|--|
| Opponent | Date | Score | | FG-FGA | PCT | 3FG-3FGA | PCT | FT-FTA | PCT | OFF | DEF | TOT | AVG | PF | A | TO | BLK | STL | PTS | AVG | |
| Nicholls | 11/04/2024 | 91-84 | W | 31-81 | .383 | 7-36 | .194 | 22-32 | .688 | 18 | 32 | 50 | 50.0 | 16 | 18 | 8 | 10 | 10 | 91 | 91.0 | |
| vs UCLA | 11/08/2024 | 72-64 | W | 25-49 | .510 | 6-15 | .400 | 16-23 | .696 | 8 | 26 | 34 | 42.0 | 26 | 14 | 24 | 3 | 12 | 72 | 81.5 | |
| A&M-Corpus Christi | 11/12/2024 | 100-81 | W | 33-62 | .532 | 9-23 | .391 | 25-39 | .641 | 11 | 26 | 37 | 40.3 | 28 | 22 | 14 | 9 | 15 | 100 | 87.7 | |
| at St. John's (NY) | 11/17/2024 | 71-85 | L | 28-64 | .438 | 8-18 | .444 | 7-18 | .389 | 16 | 16 | 32 | 38.3 | 17 | 19 | 11 | 5 | 9 | 71 | 83.5 | |
| Grambling | 11/21/2024 | 80-58 | W | 28-60 | .467 | 7-18 | .389 | 17-26 | .654 | 10 | 34 | 44 | 39.4 | 14 | 23 | 16 | 9 | 14 | 80 | 82.8 | |
| Texas Southern | 11/24/2024 | 99-68 | W | 38-75 | .507 | 11-27 | .407 | 12-21 | .571 | 14 | 29 | 43 | 40.0 | 16 | 19 | 7 | 9 | 10 | 99 | 85.5 | |
| vs Arizona St. | 11/28/2024 | 82-85 | L | 24-63 | .381 | 6-16 | .375 | 28-32 | .875 | 14 | 24 | 38 | 39.7 | 26 | 10 | 11 | 3 | 6 | 82 | 85.0 | |
| vs Southern California | 11/29/2024 | 83-73 | W | 30-58 | .517 | 7-21 | .333 | 16-24 | .667 | 11 | 21 | 32 | 38.8 | 14 | 17 | 14 | 5 | 8 | 83 | 84.8 | |
| San Jose St. | 12/04/2024 | 83-77 | W | 28-65 | .431 | 7-17 | .412 | 20-30 | .667 | 16 | 26 | 42 | 39.1 | 13 | 17 | 9 | 4 | 7 | 83 | 84.6 | |
| New Mexico St. | 12/07/2024 | 83-89 | Lot | 30-84 | .357 | 10-32 | .313 | 13-22 | .591 | 23 | 23 | 46 | 39.8 | 18 | 17 | 6 | 5 | 9 | 83 | 84.4 | |
| Western N.M. | 12/14/2024 | 122-70 | W | 47-78 | .603 | 14-28 | .500 | 14-17 | .824 | 15 | 26 | 41 | 39.9 | 17 | 31 | 11 | 5 | 17 | 122 | 87.8 | |
| VCU | 12/18/2024 | 78-71 | W | 27-64 | .422 | 3-11 | .273 | 21-30 | .700 | 16 | 31 | 47 | 40.5 | 19 | 6 | 11 | 1 | 7 | 78 | 87.0 | |
| at Colorado St. | 12/28/2024 | 76-68 | W | 31-63 | .492 | 7-15 | .467 | 7-9 | .778 | 11 | 21 | 32 | 39.8 | 15 | 13 | 12 | 1 | 10 | 76 | 86.2 | |
| at Fresno St. | 12/31/2024 | 103-89 | W | 41-70 | .586 | 9-23 | .391 | 12-15 | .800 | 6 | 30 | 36 | 39.6 | 19 | 21 | 16 | 8 | 10 | 103 | 87.4 | |
| Nevada | 01/03/2025 | 82-81 | Wot | 23-49 | .469 | 5-18 | .278 | 31-41 | .756 | 6 | 29 | 35 | 39.3 | 26 | 14 | 15 | 7 | 5 | 82 | 87.0 | |
| at Wyoming | 01/07/2025 | 61-53 | W | 19-57 | .333 | 5-21 | .238 | 18-22 | .818 | 10 | 34 | 44 | 39.6 | 17 | 8 | 10 | 5 | 7 | 61 | 85.4 | |
| San Diego St. | 01/11/2025 | 62-48 | W | 24-67 | .358 | 6-28 | .214 | 8-20 | .400 | 18 | 33 | 51 | 40.2 | 16 | 13 | 9 | 7 | 7 | 62 | 84.0 | |
| at San Jose St. | 01/14/2025 | 70-71 | L | 27-66 | .409 | 3-15 | .200 | 13-19 | .684 | 11 | 27 | 38 | 40.1 | 14 | 10 | 8 | 3 | 7 | 70 | 83.2 | |
| Boise St. | 01/17/2025 | 84-65 | W | 31-57 | .544 | 7-15 | .467 | 15-15 | 1.000 | 3 | 26 | 29 | 39.5 | 14 | 22 | 11 | 5 | 9 | 84 | 83.3 | |
| Fresno St. | 01/20/2025 | 95-67 | W | 38-78 | .487 | 13-30 | .433 | 6-11 | .545 | 15 | 39 | 54 | 40.3 | 15 | 23 | 13 | 4 | 8 | 95 | 83.9 | |
| at UNLV | 01/25/2025 | 75-73 | W | 28-59 | .475 | 3-13 | .231 | 16-24 | .667 | 15 | 28 | 43 | 40.4 | 22 | 10 | 11 | 4 | 5 | 75 | 83.4 | |
| at Utah St. | 02/01/2025 | 82-63 | W | 28-58 | .483 | 7-22 | .318 | 19-27 | .704 | 12 | 36 | 48 | 40.7 | 22 | 12 | 15 | 5 | 4 | 82 | 83.4 | |
| Colorado St. | 02/05/2025 | 87-65 | W | 30-56 | .536 | 9-14 | .643 | 18-24 | .750 | 9 | 26 | 35 | 40.5 | 15 | 13 | 7 | 7 | 9 | 87 | 83.5 | |
| at Air Force | 02/08/2025 | 88-53 | W | 33-70 | .471 | 8-23 | .348 | 14-22 | .636 | 12 | 36 | 48 | 40.8 | 14 | 10 | 7 | 5 | 11 | 88 | 83.7 | |
| Wyoming | 02/12/2025 | 71-67 | W | 23-55 | .418 | 7-20 | .350 | 18-34 | .529 | 12 | 24 | 36 | 40.6 | 15 | 10 | 13 | 3 | 10 | 71 | 83.2 | |
| Utah St. | 02/16/2025 | 82-79 | W | 24-52 | .462 | 7-20 | .350 | 27-34 | .794 | 14 | 21 | 35 | 40.4 | 15 | 10 | 14 | 9 | 8 | 82 | 83.2 | |
| at Boise St. | 02/19/2025 | 78-86 | L | 29-57 | .509 | 7-18 | .389 | 13-17 | .765 | 6 | 24 | 30 | 40.0 | 24 | 18 | 15 | 4 | 7 | 78 | 83.0 | |
| at San Diego St. | 02/25/2025 | 65-73 | L | 22-64 | .344 | 9-28 | .321 | 12-16 | .750 | 14 | 25 | 39 | 40.0 | 18 | 10 | 13 | 3 | 10 | 65 | 82.3 | |
| Total | | 2305 | | 820-1781 | .460 | 207-585 | .354 | 458-664 | .690 | 346 | 773 | 1119 | 40.0 | 505 | 430 | 331 | 148 | 251 | 2305 | 82.3 | |
| Opponents | | 2006 | | 705-1644 | .429 | 217-623 | .348 | 379-577 | .657 | 264 | 727 | 991 | 35.4 | 542 | 418 | 429 | 118 | 205 | 2006 | 71.6 | |

New Mexico Averages

| Games Played | Points/game | FG Pct | 3FG Pct | FT Pct | Rebounds/game | Assists/game | Turnovers/game | Assist/Turnover ratio | Steals/game | Blocks/game |
|--------------|-------------|--------|---------|--------|---------------|--------------|----------------|-----------------------|-------------|-------------|
| 28 | 82.3 | 46.0 | 35.4 | 69.0 | 40.0 | 15.4 | 11.8 | 1.3 | 9.0 | 5.3 |



2024-25 New Mexico Men's Basketball
Opponents Game-by-Game
All games

Page 1/1
as of Feb 26, 2025

| | | | | Total | | 3-Pointers | | Free throws | | Rebounds | | | | | | | | | | | |
|------------------------|------------|--------|-----|----------|------|------------|------|-------------|-------|----------|-----|------|------|-----|-----|-----|-----|-----|------|------|--|
| Opponent | Date | Score | | FG-FGA | PCT | 3FG-3FGA | PCT | FT-FTA | PCT | OFF | DEF | TOT | AVG | PF | A | TO | BLK | STL | PTS | AVG | |
| Nicholls | 11/04/2024 | 91-84 | W | 30-72 | .417 | 15-37 | .405 | 9-16 | .563 | 14 | 35 | 49 | 49.0 | 24 | 18 | 17 | 4 | 4 | 84 | 84.0 | |
| vs UCLA | 11/08/2024 | 72-64 | W | 20-55 | .364 | 5-23 | .217 | 19-27 | .704 | 14 | 20 | 34 | 41.5 | 24 | 13 | 21 | 3 | 12 | 64 | 74.0 | |
| A&M-Corpus Christi | 11/12/2024 | 100-81 | W | 29-55 | .527 | 5-16 | .313 | 18-35 | .514 | 9 | 30 | 39 | 40.7 | 26 | 20 | 22 | 4 | 7 | 81 | 76.3 | |
| at St. John's (NY) | 11/17/2024 | 71-85 | L | 34-68 | .500 | 4-18 | .222 | 13-20 | .650 | 22 | 27 | 49 | 42.8 | 17 | 20 | 16 | 4 | 8 | 85 | 78.5 | |
| Grambling | 11/21/2024 | 80-58 | W | 22-62 | .355 | 7-19 | .368 | 7-15 | .467 | 11 | 27 | 38 | 41.8 | 24 | 17 | 22 | 3 | 9 | 58 | 74.4 | |
| Texas Southern | 11/24/2024 | 99-68 | W | 23-59 | .390 | 9-18 | .500 | 13-17 | .765 | 9 | 27 | 36 | 40.8 | 18 | 14 | 20 | 3 | 4 | 68 | 73.3 | |
| vs Arizona St. | 11/28/2024 | 82-85 | L | 26-55 | .473 | 9-19 | .474 | 24-32 | .750 | 9 | 25 | 34 | 39.9 | 21 | 16 | 10 | 4 | 5 | 85 | 75.0 | |
| vs Southern California | 11/29/2024 | 83-73 | W | 27-55 | .491 | 7-17 | .412 | 12-18 | .667 | 8 | 24 | 32 | 38.9 | 18 | 13 | 16 | 0 | 11 | 73 | 74.8 | |
| San Jose St. | 12/04/2024 | 83-77 | W | 25-56 | .446 | 10-21 | .476 | 17-21 | .810 | 7 | 24 | 31 | 38.0 | 22 | 13 | 10 | 7 | 6 | 77 | 75.0 | |
| New Mexico St. | 12/07/2024 | 83-89 | Lot | 32-62 | .516 | 14-31 | .452 | 11-17 | .647 | 8 | 37 | 45 | 38.7 | 20 | 18 | 17 | 3 | 4 | 89 | 76.4 | |
| Western N.M. | 12/14/2024 | 122-70 | W | 28-59 | .475 | 7-20 | .350 | 7-12 | .583 | 7 | 17 | 24 | 37.4 | 14 | 11 | 24 | 5 | 8 | 70 | 75.8 | |
| VCU | 12/18/2024 | 78-71 | W | 24-57 | .421 | 10-31 | .323 | 13-24 | .542 | 7 | 26 | 33 | 37.0 | 21 | 13 | 12 | 6 | 8 | 71 | 75.4 | |
| at Colorado St. | 12/28/2024 | 76-68 | W | 27-60 | .450 | 6-23 | .261 | 8-8 | 1.000 | 12 | 23 | 35 | 36.8 | 9 | 19 | 17 | 6 | 9 | 68 | 74.8 | |
| at Fresno St. | 12/31/2024 | 103-89 | W | 29-67 | .433 | 10-22 | .455 | 21-31 | .677 | 10 | 24 | 34 | 36.6 | 15 | 10 | 15 | 4 | 10 | 89 | 75.9 | |
| Nevada | 01/03/2025 | 82-81 | Wot | 25-59 | .424 | 8-19 | .421 | 23-35 | .657 | 9 | 23 | 32 | 36.3 | 28 | 15 | 10 | 7 | 9 | 81 | 76.2 | |
| at Wyoming | 01/07/2025 | 61-53 | W | 19-59 | .322 | 5-19 | .263 | 10-17 | .588 | 9 | 32 | 41 | 36.6 | 19 | 11 | 11 | 6 | 2 | 53 | 74.8 | |
| San Diego St. | 01/11/2025 | 62-48 | W | 17-48 | .354 | 5-16 | .313 | 9-17 | .529 | 3 | 32 | 35 | 36.5 | 19 | 10 | 14 | 8 | 5 | 48 | 73.2 | |
| at San Jose St. | 01/14/2025 | 70-71 | L | 28-65 | .431 | 10-22 | .455 | 5-8 | .625 | 11 | 31 | 42 | 36.8 | 15 | 13 | 14 | 2 | 4 | 71 | 73.1 | |
| Boise St. | 01/17/2025 | 84-65 | W | 25-57 | .439 | 5-24 | .208 | 10-13 | .769 | 7 | 22 | 29 | 36.4 | 15 | 16 | 17 | 4 | 7 | 65 | 72.6 | |
| Fresno St. | 01/20/2025 | 95-67 | W | 25-69 | .362 | 5-25 | .200 | 12-15 | .800 | 7 | 28 | 35 | 36.4 | 11 | 17 | 14 | 5 | 9 | 67 | 72.4 | |
| at UNLV | 01/25/2025 | 75-73 | W | 23-54 | .426 | 8-21 | .381 | 19-29 | .655 | 12 | 23 | 35 | 36.3 | 18 | 14 | 12 | 4 | 7 | 73 | 72.4 | |
| at Utah St. | 02/01/2025 | 82-63 | W | 24-64 | .375 | 5-31 | .161 | 10-23 | .435 | 10 | 23 | 33 | 36.1 | 21 | 16 | 9 | 5 | 9 | 63 | 72.0 | |
| Colorado St. | 02/05/2025 | 87-65 | W | 20-58 | .345 | 5-23 | .217 | 20-24 | .833 | 14 | 20 | 34 | 36.0 | 19 | 9 | 11 | 2 | 4 | 65 | 71.7 | |
| at Air Force | 02/08/2025 | 88-53 | W | 17-54 | .315 | 7-24 | .292 | 12-19 | .632 | 4 | 30 | 34 | 36.0 | 18 | 14 | 18 | 2 | 6 | 53 | 70.9 | |
| Wyoming | 02/12/2025 | 71-67 | W | 28-52 | .538 | 7-13 | .538 | 4-14 | .286 | 6 | 30 | 36 | 36.0 | 23 | 14 | 18 | 5 | 6 | 67 | 70.7 | |
| Utah St. | 02/16/2025 | 82-79 | W | 28-59 | .475 | 10-26 | .385 | 13-16 | .813 | 12 | 15 | 27 | 35.6 | 29 | 18 | 14 | 3 | 12 | 79 | 71.0 | |
| at Boise St. | 02/19/2025 | 78-86 | L | 25-52 | .481 | 10-24 | .417 | 26-32 | .813 | 7 | 23 | 30 | 35.4 | 15 | 20 | 13 | 1 | 10 | 86 | 71.6 | |
| at San Diego St. | 02/25/2025 | 65-73 | L | 25-52 | .481 | 9-21 | .429 | 14-22 | .636 | 6 | 29 | 35 | 35.4 | 19 | 16 | 15 | 8 | 10 | 73 | 71.6 | |
| Total | | 2006 | | 705-1644 | .429 | 217-623 | .348 | 379-577 | .657 | 264 | 727 | 991 | 35.4 | 542 | 418 | 429 | 118 | 205 | 2006 | 71.6 | |
| New Mexico | | 2305 | | 820-1781 | .460 | 207-585 | .354 | 458-664 | .690 | 346 | 773 | 1119 | 40.0 | 505 | 430 | 331 | 148 | 251 | 2305 | 82.3 | |

Opponents Averages

| Games Played | Points/game | FG Pct | 3FG Pct | FT Pct | Rebounds/game | Assists/game | Turnovers/game | Assist/Turnover ratio | Steals/game | Blocks/game |
|--------------|-------------|--------|---------|--------|---------------|--------------|----------------|-----------------------|-------------|-------------|
| 28 | 71.6 | 42.9 | 34.8 | 65.7 | 35.4 | 14.9 | 15.3 | 1.0 | 7.3 | 4.2 |



2024-25 New Mexico Men's Basketball
Points-rebounds-assists
All games

Page 1/2
as of Feb 26, 2025

| Opponent | Date | Score | 0 | 1 | 2 | 3 | 4 | 6 | 7 | 8 | 11 | 22 | 23 |
|------------------------|------------|--------|--------|--------|---------|---------|--------|--------|-------|---------|-------|---------|---------|
| Nicholls | 11/04/2024 | 91-84 | 10-3-1 | 3-0-0 | 15-0-11 | 12-4-0 | 3-0-0 | 0-1-0 | DNP | 5-7-2 | 0-0-0 | 13-13-2 | 28-16-2 |
| vs UCLA | 11/08/2024 | 72-64 | 13-1-1 | 3-1-0 | 17-1-8 | 3-5-2 | 0-1-0 | 4-1-0 | 2-1-0 | 6-2-3 | 0-0-0 | 8-4-0 | 16-12-0 |
| A&M-Corpus Christi | 11/12/2024 | 100-81 | 5-3-1 | 3-2-0 | 25-0-10 | 15-5-2 | 18-1-3 | 9-5-2 | 3-1-0 | 0-1-0 | 0-1-0 | 12-7-2 | 10-9-2 |
| at St. John's (NY) | 11/17/2024 | 71-85 | 15-4-3 | 0-1-1 | 12-3-6 | 9-2-2 | 0-1-1 | 1-6-2 | 2-1-0 | 0-0-0 | DNP | 16-4-3 | 16-4-1 |
| Grambling | 11/21/2024 | 80-58 | 8-4-3 | 6-1-0 | 22-2-8 | 15-3-0 | 1-0-4 | 5-6-1 | 0-4-0 | 2-0-1 | 0-1-1 | 10-9-2 | 7-11-3 |
| Texas Southern | 11/24/2024 | 99-68 | 6-8-1 | 3-0-2 | 11-2-5 | 19-10-3 | 10-0-2 | 4-2-1 | 4-1-0 | 11-4-2 | 2-2-0 | 18-2-1 | 8-8-1 |
| vs Arizona St. | 11/28/2024 | 82-85 | 13-4-2 | 0-1-0 | 30-1-7 | 2-5-0 | 0-0-0 | 2-5-0 | 0-1-0 | 4-1-0 | DNP | 28-8-0 | 3-7-1 |
| vs Southern California | 11/29/2024 | 83-73 | 6-3-0 | 9-1-0 | 17-6-11 | 20-4-4 | 0-0-0 | 4-3-0 | DNP | 0-0-0 | 0-0-0 | 10-3-0 | 15-6-1 |
| San Jose St. | 12/04/2024 | 83-77 | DNP | 3-2-1 | 20-3-5 | 13-5-2 | 0-0-1 | 3-1-0 | 0-0-0 | 9-7-3 | DNP | 19-9-3 | 16-10-2 |
| New Mexico St. | 12/07/2024 | 83-89 | 7-0-3 | 14-0-1 | 15-3-4 | 8-5-1 | 6-2-3 | DNP | 2-1-0 | 2-5-1 | DNP | 10-8-2 | 16-17-2 |
| Western N.M. | 12/14/2024 | 122-70 | 9-2-3 | 18-4-1 | 11-1-8 | 12-5-5 | 8-0-6 | 8-10-1 | 4-1-0 | 13-1-1 | 3-1-1 | 9-1-1 | 6-6-0 |
| VCU | 12/18/2024 | 78-71 | 0-3-1 | 4-1-0 | 40-5-4 | DNP | 2-3-0 | 0-0-0 | DNP | 2-9-0 | DNP | 15-8-0 | 15-11-1 |
| at Colorado St. | 12/28/2024 | 76-68 | 11-4-1 | 3-1-1 | 14-2-6 | 2-2-1 | 6-0-0 | 2-0-0 | DNP | 10-4-1 | DNP | 14-5-1 | 9-11-1 |
| at Fresno St. | 12/31/2024 | 103-89 | 23-3-3 | 3-0-0 | 18-5-6 | 14-1-6 | 5-0-0 | 0-3-1 | 2-1-1 | 3-4-1 | DNP | 23-5-1 | 12-12-2 |
| Nevada | 01/03/2025 | 82-81 | 7-3-2 | 3-1-2 | 20-0-6 | 6-1-0 | 0-0-0 | 0-2-0 | DNP | 9-8-0 | DNP | 14-5-4 | 20-10-0 |
| at Wyoming | 01/07/2025 | 61-53 | 2-1-0 | 0-0-0 | 22-3-6 | 3-3-0 | 0-1-0 | 0-0-0 | DNP | 16-11-0 | DNP | 0-2-1 | 12-12-0 |
| San Diego St. | 01/11/2025 | 62-48 | 2-1-0 | 0-0-0 | 16-1-5 | 13-5-1 | 3-1-1 | 3-2-0 | 0-2-0 | 9-9-2 | 0-0-0 | 10-11-2 | 6-9-2 |
| at San Jose St. | 01/14/2025 | 70-71 | 3-5-2 | 2-0-0 | 17-2-5 | 6-3-2 | 0-0-0 | 5-4-0 | 0-0-0 | 2-7-0 | DNP | 9-2-1 | 20-6-0 |
| Boise St. | 01/17/2025 | 84-65 | 9-1-1 | DNP | 16-1-7 | 13-2-5 | 5-0-1 | 0-1-0 | 0-0-0 | 9-10-5 | 0-0-0 | 11-3-2 | 16-9-1 |
| Fresno St. | 01/20/2025 | 95-67 | 8-5-3 | 6-2-2 | 20-4-9 | 13-1-2 | 0-0-1 | 2-4-0 | 4-3-0 | 6-3-1 | 0-0-0 | 15-7-3 | 10-15-1 |
| at UNLV | 01/25/2025 | 75-73 | 3-4-0 | 0-0-0 | 34-1-2 | 9-4-2 | 0-0-0 | 0-0-0 | DNP | 5-8-3 | DNP | 2-3-1 | 22-18-1 |
| at Utah St. | 02/01/2025 | 82-63 | 11-2-1 | 0-1-0 | 14-4-6 | 13-8-1 | 2-0-1 | 2-5-0 | DNP | 0-4-1 | 1-1-0 | 16-3-1 | 15-13-1 |
| Colorado St. | 02/05/2025 | 87-65 | 19-2-2 | DNP | 19-6-4 | 15-3-1 | 0-0-0 | 0-0-0 | DNP | 4-3-1 | DNP | 6-7-0 | 18-11-4 |
| at Air Force | 02/08/2025 | 88-53 | 8-0-0 | 5-0-1 | 25-2-6 | 16-5-1 | 6-1-0 | 0-4-1 | 0-4-0 | 10-1-1 | 1-1-0 | DNP | 14-21-0 |
| Wyoming | 02/12/2025 | 71-67 | 12-2-1 | 0-0-0 | 20-6-7 | 15-3-0 | 0-0-0 | 0-1-0 | DNP | 1-7-0 | DNP | 2-3-0 | 11-8-2 |
| Utah St. | 02/16/2025 | 82-79 | 0-0-0 | 2-1-0 | 23-3-3 | 25-5-4 | DNP | 1-4-0 | 0-0-0 | 11-5-2 | DNP | DNP | 15-5-1 |
| at Boise St. | 02/19/2025 | 78-86 | 12-3-0 | 3-0-0 | 17-3-11 | 9-4-3 | 0-1-0 | 2-0-0 | 0-1-0 | 18-4-1 | DNP | DNP | 17-8-1 |
| at San Diego St. | 02/25/2025 | 65-73 | 3-5-1 | DNP | 26-0-7 | 2-2-1 | 0-0-0 | 0-0-0 | DNP | 9-6-1 | DNP | 3-3-0 | 6-16-0 |



2024-25 New Mexico Men's Basketball
Points-rebounds-assists
All games

| Opponent | Date | Score | 24 MILICEVIC, |
|------------------------|------------|--------|------------------|
| Nicholls | 11/04/2024 | 91-84 | W 2-1-0 |
| vs UCLA | 11/08/2024 | 72-64 | W 0-0-0 |
| A&M-Corpus Christi | 11/12/2024 | 100-81 | W 0-0-0 |
| at St. John's (NY) | 11/17/2024 | 71-85 | L DNP |
| Grambling | 11/21/2024 | 80-58 | W 4-1-0 |
| Texas Southern | 11/24/2024 | 99-68 | W 3-1-1 |
| vs Arizona St. | 11/28/2024 | 82-85 | L 0-0-0 |
| vs Southern California | 11/29/2024 | 83-73 | W 2-2-1 |
| San Jose St. | 12/04/2024 | 83-77 | W 0-0-0 |
| New Mexico St. | 12/07/2024 | 83-89 | Lot 3-1-0 |
| Western N.M. | 12/14/2024 | 122-70 | W 21-6-4 |
| VCU | 12/18/2024 | 78-71 | W 0-1-0 |
| at Colorado St. | 12/28/2024 | 76-68 | W 5-0-1 |
| at Fresno St. | 12/31/2024 | 103-89 | W 0-1-0 |
| Nevada | 01/03/2025 | 82-81 | Wot 3-1-0 |
| at Wyoming | 01/07/2025 | 61-53 | W 6-2-1 |
| San Diego St. | 01/11/2025 | 62-48 | W 0-2-0 |
| at San Jose St. | 01/14/2025 | 70-71 | L 6-4-0 |
| Boise St. | 01/17/2025 | 84-65 | W 5-0-0 |
| Fresno St. | 01/20/2025 | 95-67 | W 11-4-1 |
| at UNLV | 01/25/2025 | 75-73 | W 0-2-1 |
| at Utah St. | 02/01/2025 | 82-63 | W 8-3-0 |
| Colorado St. | 02/05/2025 | 87-65 | W 6-1-1 |
| at Air Force | 02/08/2025 | 88-53 | W 3-7-0 |
| Wyoming | 02/12/2025 | 71-67 | W 10-3-0 |
| Utah St. | 02/16/2025 | 82-79 | W 5-7-0 |
| at Boise St. | 02/19/2025 | 78-86 | L 0-3-2 |
| at San Diego St. | 02/25/2025 | 65-73 | L 16-4-0 |



2024-25 New Mexico Men's Basketball Combined Team Statistics In Conference games

Page 1/1
as of Feb 26, 2025

Game Records

| Record | Overall | Home | Away | Neutral |
|----------------|---------|------|------|---------|
| ALL GAMES | 14-3 | 8-0 | 6-3 | 0-0 |
| CONFERENCE | 14-3 | 8-0 | 6-3 | 0-0 |
| NON-CONFERENCE | 0-0 | 0-0 | 0-0 | 0-0 |

Score by Periods

| Team | 1st | 2nd | OT | TOT |
|------------|-----|-----|----|------|
| New Mexico | 614 | 718 | 12 | 1344 |
| Opponents | 553 | 614 | 11 | 1178 |

Team Box Score

| No. | Player | | | | Total | | 3-Point | | F-Throw | | Rebounds | | | | | | | | | | | |
|-----------|--------------------|-------|--------|------|----------|------|----------|------|---------|-------|----------|-----|-----|------|-----|----|-----|-----|-----|-----|------|------|
| | | GP-GS | MIN | AVG | FG-FGA | FG% | 3FG-3FGA | 3FG% | FT-FTA | FT% | OFF | DEF | TOT | AVG | PF | DQ | A | TO | BLK | STL | PTS | AVG |
| 2 | DENT, Donovan | 17-17 | 605:55 | 35.6 | 123-259 | .475 | 12-36 | .333 | 83-101 | .822 | 4 | 42 | 46 | 2.7 | 26 | 0 | 101 | 51 | 17 | 26 | 341 | 20.1 |
| 23 | JOSEPH, Nelly | 17-17 | 543:04 | 31.9 | 88-160 | .550 | 0-2 | .000 | 63-91 | .692 | 53 | 141 | 194 | 11.4 | 47 | 0 | 19 | 36 | 22 | 18 | 239 | 14.1 |
| 3 | WASHINGTON, Tru | 17-17 | 473:44 | 27.9 | 67-152 | .441 | 24-65 | .369 | 29-49 | .592 | 14 | 43 | 57 | 3.4 | 33 | 1 | 32 | 17 | 8 | 34 | 187 | 11.0 |
| 22 | AMZIL, Mustapha | 14-14 | 371:42 | 26.5 | 48-117 | .410 | 16-53 | .302 | 32-45 | .711 | 24 | 44 | 68 | 4.9 | 32 | 0 | 20 | 22 | 11 | 9 | 144 | 10.3 |
| 0 | NOLAND, CJ | 16-0 | 325:22 | 20.3 | 50-115 | .435 | 17-52 | .327 | 16-22 | .727 | 10 | 31 | 41 | 2.6 | 31 | 0 | 17 | 13 | 3 | 6 | 133 | 8.3 |
| 8 | BOROVICANIN, Filip | 17-16 | 442:52 | 26.1 | 46-95 | .484 | 15-43 | .349 | 24-36 | .667 | 20 | 81 | 101 | 5.9 | 39 | 2 | 23 | 21 | 4 | 16 | 131 | 7.7 |
| 24 | MILICEVIC, Jovan | 17-3 | 264:10 | 15.5 | 29-61 | .475 | 20-43 | .465 | 6-11 | .545 | 11 | 33 | 44 | 2.6 | 23 | 0 | 7 | 10 | 3 | 6 | 84 | 4.9 |
| 1 | APPELHANS, Braden | 14-1 | 136:54 | 9.8 | 9-36 | .250 | 8-28 | .286 | 4-4 | 1.000 | 3 | 5 | 8 | 0.6 | 11 | 0 | 7 | 3 | 3 | 4 | 30 | 2.1 |
| 4 | DOTSON, Kayde | 16-0 | 83:32 | 5.2 | 9-23 | .391 | 7-15 | .467 | 2-2 | 1.000 | 0 | 4 | 4 | 0.3 | 11 | 0 | 5 | 8 | 2 | 6 | 27 | 1.7 |
| 6 | ALLY ATIKI, Atiki | 17-0 | 121:56 | 7.2 | 7-17 | .412 | 0-0 | .000 | 6-11 | .545 | 10 | 21 | 31 | 1.8 | 30 | 0 | 2 | 8 | 10 | 7 | 20 | 1.2 |
| 7 | SACKO, Ibrahima | 9-0 | 38:13 | 4.2 | 3-6 | .500 | 0-1 | .000 | 0-2 | .000 | 3 | 8 | 11 | 1.2 | 9 | 0 | 1 | 0 | 1 | 1 | 6 | 0.7 |
| 11 | WEBB, Quinton | 5-0 | 17:36 | 3.5 | 0-2 | .000 | 0-2 | .000 | 2-6 | .333 | 1 | 1 | 2 | 0.4 | 2 | 0 | 0 | 1 | 0 | 1 | 2 | 0.4 |
| Team | | | | | | | | | | | 37 | 31 | 68 | | | | | 8 | | | | |
| Total | | 17 | 3425 | | 479-1043 | .459 | 119-340 | .350 | 267-380 | .703 | 190 | 485 | 675 | 39.7 | 294 | 3 | 234 | 198 | 84 | 134 | 1344 | 79.1 |
| Opponents | | 17 | 3425 | | 410-985 | .416 | 125-374 | .334 | 233-344 | .677 | 146 | 432 | 578 | 34.0 | 315 | 6 | 245 | 232 | 79 | 125 | 1178 | 69.3 |

Team Statistics

| | UNM | OPP |
|------------------------|----------|---------|
| Scoring | 1344 | 1178 |
| Points per game | 79.1 | 69.3 |
| Scoring margin | +9.8 | - |
| Field goals-att | 479-1043 | 410-985 |
| Field goal pct | .459 | .416 |
| 3 point fg-att | 119-340 | 125-374 |
| 3-point FG pct | .350 | .334 |
| 3-pt FG made per game | 7.0 | 7.4 |
| Free throws-att | 267-380 | 233-344 |
| Free throw pct | .703 | .677 |
| F-Throws made per game | 15.7 | 13.7 |
| Rebounds | 675 | 578 |
| Rebounds per game | 39.7 | 34.0 |
| Rebounding margin | +5.7 | - |
| Assists | 234 | 245 |
| Assists per game | 13.8 | 14.4 |
| Turnovers | 198 | 232 |
| Turnovers per game | 11.6 | 13.6 |
| Turnover margin | +2.0 | - |
| Assist/turnover ratio | 1.2 | 1.1 |
| Steals | 134 | 125 |
| Steals per game | 7.9 | 7.4 |
| Blocks | 84 | 79 |
| Blocks per game | 4.9 | 4.6 |
| Winning streak | 0 | - |
| Home win streak | 8 | - |
| Attendance | 109037 | 57717 |
| Home games-Avg/Game | 8-13630 | 9-6413 |
| Neutral site-Avg/Game | - | 0-0 |

Team Results

| Date | Opponent | | Score | Att. |
|------------|------------------|-----|--------|-------|
| 12/04/2024 | San Jose St. | W | 83-77 | 10658 |
| 12/28/2024 | at Colorado St. | W | 76-68 | 4772 |
| 12/31/2024 | at Fresno St. | W | 103-89 | 5583 |
| 01/03/2025 | Nevada | Wot | 82-81 | 14622 |
| 01/07/2025 | at Wyoming | W | 61-53 | 2938 |
| 01/11/2025 | San Diego St. | W | 62-48 | 15428 |
| 01/14/2025 | at San Jose St. | L | 70-71 | 1853 |
| 01/17/2025 | Boise St. | W | 84-65 | 14519 |
| 01/20/2025 | Fresno St. | W | 95-67 | 13111 |
| 01/25/2025 | at UNLV | W | 75-73 | 6158 |
| 02/01/2025 | at Utah St. | W | 82-63 | 10270 |
| 02/05/2025 | Colorado St. | W | 87-65 | 13436 |
| 02/08/2025 | at Air Force | W | 88-53 | 2619 |
| 02/12/2025 | Wyoming | W | 71-67 | 11852 |
| 02/16/2025 | Utah St. | W | 82-79 | 15411 |
| 02/19/2025 | at Boise St. | L | 78-86 | 11110 |
| 02/25/2025 | at San Diego St. | L | 65-73 | 12414 |



2024-25 New Mexico Men's Basketball Combined Team Statistics All games

Page 1/1
as of Feb 26, 2025

Game Records

| Record | Overall | Home | Away | Neutral |
|----------------|---------|------|------|---------|
| ALL GAMES | 22-6 | 14-1 | 6-4 | 2-1 |
| CONFERENCE | 14-3 | 8-0 | 6-3 | 0-0 |
| NON-CONFERENCE | 8-3 | 6-1 | 0-1 | 2-1 |

Score by Periods

| Team | 1st | 2nd | OT | TOT |
|------------|------|------|----|------|
| New Mexico | 1060 | 1223 | 22 | 2305 |
| Opponents | 935 | 1044 | 27 | 2006 |

Team Box Score

| No. | Player | | | | Total | | 3-Point | | F-Throw | | Rebounds | | | | | | | | | | | |
|-----------|--------------------|-------|--------|------|----------|------|----------|------|---------|------|----------|-----|------|------|-----|----|-----|-----|-----|-----|------|------|
| | | GP-GS | MIN | AVG | FG-FGA | FG% | 3FG-3FGA | 3FG% | FT-FTA | FT% | OFF | DEF | TOT | AVG | PF | DQ | A | TO | BLK | STL | PTS | AVG |
| 2 | DENT, Donovan | 28-28 | 969:18 | 34.6 | 198-406 | .488 | 20-53 | .377 | 140-178 | .787 | 9 | 61 | 70 | 2.5 | 41 | 0 | 183 | 79 | 26 | 42 | 556 | 19.9 |
| 23 | JOSEPH, Nelly | 28-28 | 848:30 | 30.3 | 140-256 | .547 | 0-5 | .000 | 99-150 | .660 | 93 | 208 | 301 | 10.8 | 73 | 0 | 33 | 66 | 41 | 36 | 379 | 13.5 |
| 22 | AMZIL, Mustapha | 25-25 | 707:59 | 28.3 | 94-241 | .390 | 34-115 | .296 | 71-95 | .747 | 43 | 92 | 135 | 5.4 | 55 | 0 | 33 | 36 | 20 | 19 | 293 | 11.7 |
| 3 | WASHINGTON, Tru | 27-26 | 736:26 | 27.3 | 110-255 | .431 | 38-99 | .384 | 44-72 | .611 | 33 | 72 | 105 | 3.9 | 57 | 2 | 51 | 33 | 9 | 58 | 302 | 11.2 |
| 0 | NOLAND, CJ | 27-7 | 572:34 | 21.2 | 80-201 | .398 | 29-99 | .293 | 36-51 | .706 | 20 | 56 | 76 | 2.8 | 65 | 3 | 36 | 24 | 7 | 30 | 225 | 8.3 |
| 8 | BOROVICANIN, Filip | 28-22 | 615:06 | 22.0 | 65-140 | .464 | 20-60 | .333 | 26-40 | .650 | 31 | 100 | 131 | 4.7 | 59 | 2 | 33 | 30 | 5 | 19 | 176 | 6.3 |
| 24 | MILICEVIC, Jovan | 27-3 | 333:58 | 12.4 | 42-83 | .506 | 24-51 | .471 | 11-19 | .579 | 15 | 42 | 57 | 2.1 | 34 | 0 | 13 | 11 | 3 | 11 | 119 | 4.4 |
| 1 | APPELHANS, Braden | 25-1 | 272:46 | 10.9 | 29-73 | .397 | 25-59 | .424 | 10-13 | .769 | 5 | 15 | 20 | 0.8 | 23 | 1 | 12 | 5 | 5 | 8 | 93 | 3.7 |
| 4 | DOTSON, Kayde | 27-0 | 203:16 | 7.5 | 25-58 | .431 | 15-35 | .429 | 10-16 | .625 | 1 | 11 | 12 | 0.4 | 24 | 0 | 24 | 14 | 2 | 12 | 75 | 2.8 |
| 6 | ALLY ATIKI, Atiki | 27-0 | 238:45 | 8.8 | 24-43 | .558 | 0-0 | .000 | 9-20 | .450 | 26 | 44 | 70 | 2.6 | 45 | 0 | 9 | 12 | 25 | 10 | 57 | 2.1 |
| 7 | SACKO, Ibrahima | 17-0 | 103:00 | 6.1 | 11-18 | .611 | 1-4 | .250 | 0-3 | .000 | 4 | 18 | 22 | 1.3 | 23 | 0 | 1 | 6 | 5 | 4 | 23 | 1.4 |
| 11 | WEBB, Quinton | 12-0 | 48:23 | 4.0 | 2-7 | .286 | 1-5 | .200 | 2-7 | .286 | 3 | 4 | 7 | 0.6 | 6 | 0 | 2 | 3 | 0 | 2 | 7 | 0.6 |
| Team | | | | | | | | | | | 63 | 50 | 113 | | | | | 12 | | | | |
| Total | | 28 | 5650 | | 820-1781 | .460 | 207-585 | .354 | 458-664 | .690 | 346 | 773 | 1119 | 40.0 | 505 | 8 | 430 | 331 | 148 | 251 | 2305 | 82.3 |
| Opponents | | 28 | 5650 | | 705-1644 | .429 | 217-623 | .348 | 379-577 | .657 | 264 | 727 | 991 | 35.4 | 542 | 11 | 418 | 429 | 118 | 205 | 2006 | 71.6 |

Team Statistics

| | UNM | OPP |
|------------------------|----------|----------|
| Scoring | | |
| Points per game | 2305 | 2006 |
| Scoring margin | 82.3 | 71.6 |
| Field goals-att | 820-1781 | 705-1644 |
| Field goal pct | .460 | .429 |
| 3 point fg-att | 207-585 | 217-623 |
| 3-point FG pct | .354 | .348 |
| 3-pt FG made per game | 7.4 | 7.8 |
| Free throws-att | 458-664 | 379-577 |
| Free throw pct | .690 | .657 |
| F-Throws made per game | 16.4 | 13.5 |
| Rebounds | 1119 | 991 |
| Rebounds per game | 40.0 | 35.4 |
| Rebounding margin | +4.6 | - |
| Assists | 430 | 418 |
| Assists per game | 15.4 | 14.9 |
| Turnovers | 331 | 429 |
| Turnovers per game | 11.8 | 15.3 |
| Turnover margin | +3.5 | - |
| Assist/turnover ratio | 1.3 | 1.0 |
| Steals | 251 | 205 |
| Steals per game | 9.0 | 7.3 |
| Blocks | 148 | 118 |
| Blocks per game | 5.3 | 4.2 |
| Winning streak | 0 | - |
| Home win streak | 9 | - |
| Attendance | 191401 | 70027 |
| Home games-Avg/Game | 15-12760 | 10-7003 |
| Neutral site-Avg/Game | - | 3-846 |

Team Results

| Date | Opponent | Score | Att. |
|------------|------------------------|-----------|-------|
| 11/04/2024 | Nicholls | W 91-84 | 10609 |
| 11/08/2024 | vs UCLA | W 72-64 | 1497 |
| 11/12/2024 | A&M-Corpus Christi | W 100-81 | 11160 |
| 11/17/2024 | at St. John's (NY) | L 71-85 | 12310 |
| 11/21/2024 | Grambling | W 80-58 | 10996 |
| 11/24/2024 | Texas Southern | W 99-68 | 11286 |
| 11/28/2024 | vs Arizona St. | L 82-85 | 732 |
| 11/29/2024 | vs Southern California | W 83-73 | 310 |
| 12/04/2024 | San Jose St. | W 83-77 | 10658 |
| 12/07/2024 | New Mexico St. | Lot 83-89 | 15411 |
| 12/14/2024 | Western N.M. | W 122-70 | 11419 |
| 12/18/2024 | VCU | W 78-71 | 11483 |
| 12/28/2024 | at Colorado St. | W 76-68 | 4772 |
| 12/31/2024 | at Fresno St. | W 103-89 | 5583 |
| 01/03/2025 | Nevada | Wot 82-81 | 14622 |
| 01/07/2025 | at Wyoming | W 61-53 | 2938 |
| 01/11/2025 | San Diego St. | W 62-48 | 15428 |
| 01/14/2025 | at San Jose St. | L 70-71 | 1853 |
| 01/17/2025 | Boise St. | W 84-65 | 14519 |
| 01/20/2025 | Fresno St. | W 95-67 | 13111 |
| 01/25/2025 | at UNLV | W 75-73 | 6158 |
| 02/01/2025 | at Utah St. | W 82-63 | 10270 |
| 02/05/2025 | Colorado St. | W 87-65 | 13436 |
| 02/08/2025 | at Air Force | W 88-53 | 2619 |
| 02/12/2025 | Wyoming | W 71-67 | 11852 |
| 02/16/2025 | Utah St. | W 82-79 | 15411 |
| 02/19/2025 | at Boise St. | L 78-86 | 11110 |
| 02/25/2025 | at San Diego St. | L 65-73 | 12414 |