



NEW MEXICO BASEBALL

2025 SCHEDULE

OVERALL: 2-2
H: 0-0 | A: 0-1 | N: 2-1

DATE	OPPONENT	TIME (MT)
2/14	vs. Austin Peay [^]	W, 9-6
2/15	vs. UC Irvine [^]	L, 4-18
2/16	vs. Seton Hall [^]	W, 5-3
2/18	Arizona	L, 0-10 (7)
2/21	N. Colorado	2 p.m.
2/22	N. Colorado (DH)	12 p.m.
2/23	N. Colorado	12 p.m.
2/25	New Mexico State	6 p.m.
2/28	Rhode Island	2 p.m.
3/1	Rhode Island (DH)	12 p.m.
3/2	Rhode Island	12 p.m.
3/7	Tarleton	5 p.m.
3/8	Tarleton (DH)	12 p.m.
3/9	Tarleton	11 a.m.
3/14	UNLV*	6 p.m.
3/15	UNLV*	2 p.m.
3/16	UNLV*	12 p.m.
3/18	Texas Tech	2 p.m.
3/21	Nevada*	TBA
3/22	Nevada*	TBA
3/23	Nevada*	TBA
3/25	Grand Canyon	6 p.m.
3/28	Air Force*	6 p.m.
3/29	Air Force*	2 p.m.
3/30	Air Force*	12 p.m.
4/1	New Mexico State	6 p.m.
4/4	Fresno State*	7 p.m.
4/5	Fresno State*	4 p.m.
4/6	Fresno State*	2 p.m.
4/8	Texas Tech	2 p.m.
4/11	Washington St.*	6 p.m.
4/12	Washington St.*	2 p.m.
4/13	Washington St.*	12 p.m.
4/15	New Mexico State	6 p.m.
4/17	UNLV*	TBA
4/18	UNLV*	TBA
4/19	UNLV*	TBA
4/22	New Mexico State	6 p.m.
4/25	San Jose State*	6 p.m.
4/26	San Jose State*	2 p.m.
4/27	San Jose State*	12 p.m.
5/2	San Diego State*	7 p.m.
5/3	San Diego State*	5 p.m.
5/4	San Diego State*	1 p.m.
5/9	Air Force*	1 p.m.
5/10	Air Force*	1 p.m.
5/11	Air Force*	12 p.m.
5/15	Fresno State*	6 p.m.
5/16	Fresno State*	2 p.m.
5/17	Fresno State*	12 p.m.
5/21-25	MW Tournament	—

[^] - MLB Desert Invitational - first two games hosted at Sloan Park (Mesa, AZ), with the third at Salt River Fields (Scottsdale, AZ).

* - Mountain West Conference Game
Home Games in **Bold**

HOME OPENING WEEKEND (FEB. 21-23)



NEW MEXICO LOBOS (2-2)

Head Coach: Tod Brown, 4th season (77-83 UNM) [417-431 (.490)]

2024 Home: 18-10 | Away: 7-10 | Neutral: 2-4 | Final RPI: #202

UNM All-Time Series vs. N. Colorado: 30-10 | H: 30-9 | A: 0-1



VS NORTHERN COLORADO (2-2)

FEB. 21-23 | SANTA ANA STAR FIELD / ALBUQUERQUE, N.M.

Head Coach: Mike Anderson, 3rd season (29-74-1) [366-270-3]

2024 Record: 16-38-1 | Final RPI: #281

LEADING OFF...

New Mexico Baseball (2-2) returns home from its season-opening trip to Arizona for the Lobos' first home series of the 2025 season at Santa Ana Star Field -- a four-game set with Northern Colorado (2-2) Feb. 21-23.

The Lobos sit at .500 through the first four games of the season, defeating Austin Peay 9-6 in their opener and bouncing back from a 4-18 loss to UC Irvine with a 5-3 win over Seton Hall to close out the MLB Desert Invitational. They stuck around for a midweek matchup with Arizona at Hi Corbett Field on Tuesday but couldn't plate a run through seven innings in a 10-0 run-rule victory for the Wildcats.

Meanwhile, the Bears also sit at 2-2 on the young season after splitting a four-game series with Utah Tech to open the 2025 season.

UNM's weekend series will be broadcast free via the Mountain West Network, with live stats, streaming options and more available via GoLobos.com/BSBGameDay. Follow @UNMLoboBaseball on IG, X and Facebook for comprehensive coverage, promotional updates, behind-the-scenes content and more.

ALL-TIME SERIES

UNM is 30-10 against Northern Colorado all-time in a series that dates back to 1959, with all but one of those games (1962 in Greeley, Colo.) taking place in Albuquerque. The Lobos have won 11 straight dating back to 2010; in their last meeting in 2023, UNM cracked double-digit runs in all three games to sweep the Bears (30-1, 11-3, 18-2 [7 Inn.]).

STAY HOT, COOPER BRASS!

In the first three games of his collegiate career, redshirt freshman infielder Cooper Brass is batting .800 (8/10) with a 1.818 OPS -- he racked up three hits in each of his first two outings against UC Irvine and Seton Hall and added two more singles in UNM's Tuesday game at Arizona with only one

strikeout in that span, and currently leads the nation in batting while leading the MWC in total hits as well as on-base percentage and slugging.

After going 6-for-7 to open his collegiate career at the MLB Desert Invitational, Brass was named MW Freshman of the Week on Monday. In his first start at second base, Brass went 3-for-4 in his collegiate debut against UC Irvine on Feb. 15, hitting two doubles and driving in a pair of runs. He followed that up with three hits and a walk in four at-bats in UNM's 5-3 win over Seton Hall on Feb. 16, scoring two runs and stealing a base. All in all, Brass concluded the weekend without any errors while starting both games at second base, producing four putouts on Sunday.

2024 REVIEW / 2025 PREVIEW

The Lobos improved their overall record for the second year in a row in 2024 en route to their first Mountain West Tournament berth since 2017, going 28-26 and 17-13 in Mountain West play. UNM wrapped up the season ranked among the nation's most productive offensive teams, posting the seventh-highest team batting average (.319) in the nation while ranking among the Top 50 in team slugging (No. 31, .515), on-base percentage (No. 13, .421), doubles per game (No. 17, 2.24), triples per game (T-No.40, 0.30) and runs per game (No. 25, 8.4). Heading into Head Coach Tod Brown's fourth year at the helm, the Lobos return four of their top six batters by average -- including 2024 MW batting and on-base leader Khalil Walker and fellow All-MW outfielder Will Asby - as well as three starting pitchers that saw significant weekend action last season in Dayne Pengelly (11 GS, 50 IP), David Lopez (11 GS, 65.1 IP) and Daxton Purser (7 GS, 35 IP).

This season, with Washington State joining as an affiliate member for baseball, the Mountain West is an eight-team league for

UNIVERSITY OF NEW MEXICO

Location	Albuquerque, N.M.
Founded	1889
Enrollment	8,800
Nickname	Lobos
Colors	Cherry and Silver
Affiliation	NCAA Division I
Conference	Mountain West
President	Garnett Stokes
Director of Athletics	Eddie Nunez
Faculty Representative	Karen Gaudreault
Athletic Dept. Phone	(505) 925-5521
Ticket Operations	(505) 925-5627

BASEBALL STADIUM

Home Field	Santa Ana Star Field
Capacity	1,000
Dimensions	338 (LF); 408 (LC); 420 (CF); 408 (RC) 338 (RF)

UNM BASEBALL HISTORY

First Season	1899
Overall Record	1961-1813-18 (.520)
Overall MW Record	354-273-1 (.564)
Years in NCAA Postseason	6 (1962, 2010, '11, '12, '13, '16)
Conference Titles	7 (1962, 2000, '11, '12, '13, '14, '17)
Conference Tournament Titles	3 (2011, '12, '16)

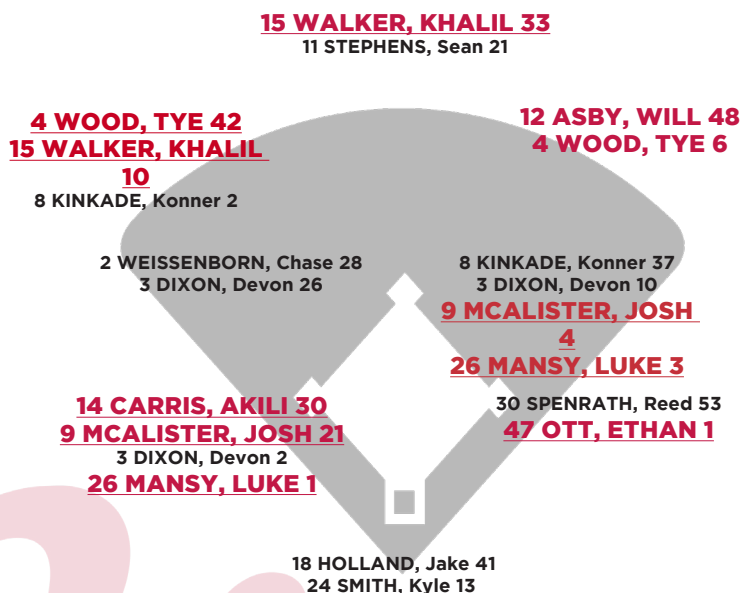
COACHING STAFF

Head Coach	Tod Brown
Phone	(505) 925-5500
Email	todbrown21@unm.edu
Years at UNM	3rd season
Record at UNM	75-82 (3 yr.)
Overall Record	416-432 (17 yrs.)
Pitching Coach	Michael Lopez
Phone	(505) 925-5500
Email	mlopez41@unm.edu
Years at UNM	3rd season
Asst. Coach/Recruiting Coord.	Matt Risdon
Phone	(847) 630-6105
Email	mrison@unm.edu
Years at UNM	2nd season
Assistant Coach/Hitting	Justin Mitchell
Years at UNM	1st season
Athletic Trainer	Robert Rimorin

2023 REVIEW

Overall Record	26-25
MWC Record (Finish)	13-17 (5th)
Home Record	17-10
Away Record	6-14
Neutral Record	3-1
Starters Returning/Lost	7/6
Pitchers Returning/Lost	8/8
Letterwinners Returning/Lost	15/19

DEFENSIVE STARTERS BY POSITION IN '24



the first time since in conference's history. With the addition of the Cougars, the conference tournament will expand to six teams for the first time since 2016, when UNM last won the tournament to secure an automatic bid to the NCAA Tournament. This year's MW Baseball Championship will also be the first hosted at a neutral-site, set for May 21-25 in Mesa, Ariz.

EARLY RETURNS

Walker & Asby Named Preseason All-MW; Lobo Baseball Tabbed Fourth in Coaches' Poll:

- Outfielders Khalil Walker and Will Asby were named to the All-Conference Preseason Team and New Mexico was one of three teams tied for fourth in the Mountain West Preseason Coaches' Poll released Monday ahead of the 2025 baseball season.
- Walker and Asby – who both were All-MW selections after their first season at UNM in 2024 – make UNM one of four teams with multiple preseason all-league selections along with Fresno State (four selections), Nevada (three selections) and San Diego State (two selections).
- With six first-place votes for a total of 43 points, 2024 MW Tournament Champions Fresno State are the favorites to win the conference again ahead of Nevada (35 points) in second and Washington State (1 first-place vote, 30 points) in third. With 27 points, the Lobos are tied for fourth alongside UNLV (1 first-place vote) and San Diego State, the third season in a row in which they've improved their preseason rank. Before the 2023 season, UNM was picked to finish seventh and ultimately finished fifth —

before the 2024 season, they were voted fifth and closed out the regular season one game out of sharing a regular-season championship with Air Force.

Asby Named to D1Baseball.com's Top 100 Outfielders:

- Senior Will Asby clocked in at No. 91 in the nation on D1Baseball.com's National Outfielders Rankings released last week. In his first season with the Lobos in 2024, Asby entered the outlet's midseason Top 100 Outfielder rankings at No. 94 after not being ranked heading into the season.
- Last season, Asby ranked second in the league in runs scored (59), eighth in slugging (.601) and ninth in total hits (71), breaking the program record for single-season grand slams with four – he needs just one more to match Mark Wulfert's career record of five.

"Keep an Eye On" New Mexico in Mountain West Race:

- D1Baseball.com slated New Mexico as the team to "Keep an eye on" in this year's Mountain West race behind preseason favorite Fresno State, citing improved pitching depth and a host of high-level hitters returning.
- "This year's team has a chance at making [an NCAA Regional] with five returnees who hit .300-plus, two returning weekend starters on the mound and five key pieces in the bullpen also coming back to campus."

A LOOK AT THE SCHEDULE

- The 53-game schedule, including 30 Mountain West Conference games, opens up at the MLB Desert Invitational in Arizona (Feb. 14-16) and concludes

THROUGH THE ORDER (PROJECTED LINEUP)

NO.	PLAYER	YR/POS	BA	SLG	OBP	g/ab	r	h	2b	3b	hr	rbi	bb	so
2	Cooper Brass	R-FR/INF	.800	1.000	.818	3/10	2	8	2	0	0	2	1	1
12	Will Asby	SR/OF	.000	.000	.200	4/12	1	0	0	0	0	0	2	3
10	Jordy Oriach	JR/OF	.176	.235	.176	4/17	0	3	1	0	0	0	0	3
47	Ethan Ott	SR/DH	.286	.286	.300	2/7	2	2	0	0	0	2	0	2
24	Brodey Williams	JR/C	.167	.167	.444	2/6	3	1	0	0	0	0	3	2
14	Akili Carris	JR/INF	.250	.333	.250	3/12	1	3	1	0	0	1	0	5
9	Josh McAlister	SR/INF	.300	1.000	.462	4/10	4	3	1	0	2	3	3	3
3	Karsen Waslefsky	JR/INF	.200	.500	.385	4/10	2	2	1	1	0	3	2	3
15	Khalil Walker	SR/OF	.154	.231	.214	4/13	0	2	1	0	0	2	0	0

OTHER KEY HITTERS

4	Tye Wood	SR/OF	.333	1.167	.556	3/6	2	2	0	1	1	3	2	3
26	Luke Mansy	SR/INF	.000	.000	.000	2/2	0	0	0	0	0	0	0	1
29	Caleb Herd	JR/C	.000	.000	.000	2/6	0	0	0	0	0	0	0	4
43	Gene Trujillo	FR/1B	.200	.200	.429	2/5	1	1	0	0	0	0	0	3
48	Andrew Neil	SR/UTL												

Stats are for 2025 season

with a conference weekend series at home vs. Fresno State (May 15-17). In that span, the Lobos will face four different teams that reached NCAA Regionals last spring – Arizona, UC Irvine, Grand Canyon and Fresno State – nine times.

- In total, UNM will play 27 games at Santa Ana Star Field in Albuquerque and 26 games on the road throughout the regular season, with 18 games against seven opponents that ranked in the Top 150 in the nation in last season's final RPI rankings.

- Should the Lobos stand among the top six teams in the Mountain West standings upon the conclusion of that weekend, they'll earn a berth to the expanded MWC Baseball Championships May 21-25, hosted this year in Mesa, Ariz. The winner earns the conference's automatic berth into the NCAA Championships.

2024 IN REVIEW

- The Lobos wrapped up the 2024 season with the most wins (28), most MW wins (17) and best MW finish (2nd) since 2017 to punch their ticket to the conference tournament for the first time since that season.

- The last time UNM increased its winning percentage over three consecutive seasons was 2012-2014. It was also the second year in a row in which the Lobos outperformed their conference preseason rank — they were picked to finish 7th in the conference in 2023 and finished fifth before being picked to finish fifth this year and concluding the season one game out of a regular season championship. They were one of just two MW teams to finish the season above .500.

- At the conclusion of the 2024 regular season, UNM ranked No. 8 in the nation in batting average (.319), No. 15 in the nation in double plays (51) and No. 17 in doubles per game (2.24).

- The Lobos led the MW in nearly every offensive category in 2024, with a slugging percentage of .515 that tied for the 10th-best in program history (No. 35 in the nation) and an on-base percentage of .421 that was also 10th-best in program history and No. 15 in the nation.

- Jake Holland was named MW Co-Player of

the Year and ABCA All-Region Second Team following the season, with four Lobos making the All-MW team (most since 2017) and UNM taking home eight MW weekly awards (most since 2013).

UNM NCAA D-I STATISTICAL RANKINGS IN 2024

Stat	Rank	Value
Batting Average	#7	0.319
On Base %	#13	0.421
Doubles Per Gm	#17	2.24
Scoring	#25	8.4
Slugging %	#31	0.515
Triples Per Gm	T-#40	0.30
HR Per Gm	T-#94	1.33

WOOD HEATING UP THE BASEPATHS

- The Lobos' projected leadoff man this season, Tye Wood became a real threat on the basepaths down the stretch in 2024, only getting caught stealing once in his last 11 attempts.

- Wood ranked second in the conference with 20 swiped bags – the most in a single season since Josh Melendez stole 22 in 2012. He stole at least one base against each of the Lobos' last four opponents in the regular season and wrapped up the season ranked second in the MW in on-base percentage (.488) behind Walker (.490).

- Wood stole three bags – matching Sean Stephens for the most in a single game last season by a Lobo – in UNM's series opener against Nevada May 10.

SEEING DOUBLE

- The Lobos excelled at getting two for one in 2024, ranking No. 15 in NCAA D-I in double plays per game (0.94) and No. 17 in doubles per game (2.24). They ranked No. 21 in total DP (51) and No. 50 in total doubles (121).

- Last season, the Lobos had four players hit double-digit doubles -- two of them, Khalil Walker (11) and Will Asby (17), return for this season.

BROWN'S PROGRAM-BUILDING RESUME

- In his first five seasons as head coach

Northern Colorado (formerly Colo. St. College)

Series Record: 30-10

Home: 30-9; Away: 0-1; Neutral: 0-0

1959	Albuquerque, N.M.	L, 6-9
1959	Albuquerque, N.M.	L, 8-20
1960	Albuquerque, N.M.	L, 4-5
3/14/61	Albuquerque, N.M.	L, 6-8
3/14/62	Albuquerque, N.M.	L, 6-12
3/20/62	Albuquerque, N.M.	L, 11-15
3/21/62	Albuquerque, N.M.	W, 9-7
6/1/62	Greeley, Colo. (NCAA)	L, 2-11
3/19/63	Albuquerque, N.M.	W, 7-6
3/20/63	Albuquerque, N.M.	L, 0-4
3/22/66	Albuquerque, N.M.	W, 4-1
3/23/66	Albuquerque, N.M.	L, 8-9
3/14/68	Albuquerque, N.M.	W, 5-1
3/15/68	Albuquerque, N.M.	W, 8-3
3/20/69	Albuquerque, N.M.	W, 5-4
3/24/69	Albuquerque, N.M.	W, 4-3
3/25/69	Albuquerque, N.M.	W, 8-1
3/26/69	Albuquerque, N.M.	W, 8-1
3/19/70	Albuquerque, N.M.	W, 14-3
3/17/03	Albuquerque, N.M.	W, 17-12
3/4/05	Albuquerque, N.M.	W, 11-6
3/5/05	Albuquerque, N.M.	W, 11-8
3/5/05	Albuquerque, N.M.	W, 9-5
3/3/06	Albuquerque, N.M.	W, 9-4
3/4/06	Albuquerque, N.M.	W, 21-1
3/5/06	Albuquerque, N.M.	W, 19-6
2/26/10	Albuquerque, N.M.	W, 7-5
2/27/10	Albuquerque, N.M.	W, 5-2
2/27/10	Albuquerque, N.M.	L, 5-6 (10)
2/28/10	Albuquerque, N.M.	W, 13-5
3/1/14	Albuquerque, N.M.	W, 5-2
3/2/14	Albuquerque, N.M.	W, 17-1
3/2/14	Albuquerque, N.M.	W, 12-3
3/3/14	Albuquerque, N.M.	W, 8-1
2/21/20	Albuquerque, N.M.	W, 7-6
2/23/20	Albuquerque, N.M.	W, 3-2
2/23/20	Albuquerque, N.M.	W, 9-0
2/24/23	Albuquerque, N.M.	W, 30-1
2/25/23	Albuquerque, N.M.	W, 11-3
2/25/23	Albuquerque, N.M.	W, 18-2 (7)

at North Dakota State, Brown's teams improved their winning percentage in each season, going from 15-30 (.333) in his first season in 2008 to 40-20 (.667) in 2012 and finishing each of the next nine seasons above .400. The Bison reached the Summit League tournament eight times in that span, advancing to NCAA Regionals in 2014 and 2021.

- He's done the same in each of his first three years in Albuquerque, improving from 21-33 (10-20 MW) in 2022 to 26-25 (13-17 MW) in 2023 to 28-26 (17-13 MW) in 2024.

- Brown coached the Bison to 40-win seasons in 2012 and 2021.

- In Brown's second season at UNM, the Lobos improved to 26-25 from 21-33 the year prior, with the highest team batting average since 2013 (.328) and lowest team ERA since 2016 (5.95). They finished 28-26 on the season (28-24 in regular-season games) the following season in 2024.

- In 16 seasons as a D-I Head Coach, Brown has finished the season above .400 13 times and above .500 seven times – the only three seasons in which he's finished below .400 were his first two years in Fargo (2008, 2009) and his first season in Albuquerque (2022).

2025 NEW MEXICO LOBOS ROSTER



2 COOPER BRASS
INF | 5-10 | R-FR



3 KARSEN WASLEFSKY
INF | 5-11 | JR



4 TYE WOOD
OF | 5-11 | SR



5 SHANE MILLER
INF | 6-0 | FR



6 BRIAN MCBROOM
RHP | 6-0 | SR



7 TOMMY WHITE
RHP | 6-4 | JR



8 DEREK MONTIJO
INF/OF | 6-0 | FR



9 JOSH MCALISTER
INF | 6-2 | SR



10 JORDY ORIACH
OF | 6-5 | JR



11 AUSTIN MUNGULA
C | 5-10 | JR



12 WILL ASBY
OF | 5-11 | SR



13 MATT ROMERO
LHP | 6-0 | SR



14 AKILI CARRIS
INF | 6-2 | JR



15 KHALIL WALKER
OF | 5-10 | SR



16 GRANT ORIGER
RHP | 6-2 | FR



17 CRISTIAN MOGEN
RHP/INF | 6-0 | FR



18 BECK SULLIVAN
RHP | 5-11 | FR



19 JUSTIN STILL
LHP | 6-3 | SR



20 LUKE BANISTER
C | 5-10 | JR



22 BEN BAKER-LIVINGSTON
RHP | 6-2 | R-JR



23 TY CUNNINGHAM
RHP | 6-3 | JR



24 BRODEY WILLIAMS
C | 6-0 | JR



25 LUKE WISEMAN
RHP | 6-0 | R-JR



26 LUKE MANSY
INF/OF | 5-10 | JR




27 DAVID LOPEZ
RHP | 6-2 | SR



28 CHARLES LAVIGNE
RHP | 6-5 | FR



29 CALEB HERD
C | 5-9 | JR



31 DAYNE PENGELLY
RHP | 6-2 | SR



32 SYDNEY WARD
OF | 6-0 | JR




33 DAXTON PURSER
LHP | 6-2 | SR




34 JOSH BARNHOUSE
RHP | 6-5 | SR



35 PRESLEY MONTEFORTE
LHP | 6-0 | JR



36 ELIAS FIDDLER
UTL | 6-0 | JR



38 BLAKE LEHMBECK
RHP | 6-1 | SO



39 RYAN CASTILLO
RHP | 6-5 | SO



42 BLAKE BELL
RHP | 6-4 | FR



43 GENE TRUJILLO
1B/OF | 6-6 | SO



47 ETHAN OTT
1B/OF | 6-2 | SR




48 ANDREW NEIL
INF/UTL | 6-0 | SR



49 JACK MESSMORE
RHP/UTL | 6-1 | JR



TOD BROWN
head coach



MICHAEL LOPEZ
PITCHING coach



MATT RISDON
ASSISTANT coach



JUSTIN MITCHELL
assistant coach



TYLER MCPEAK
DIR OF OPS/DEVELOPMENT

BY POSITION

FIRST BASE (2): Ott, Trujillo
INFIELD (5): Brass, Carris, Mansy, McAlister, Miller, Neil
OUTFIELD (5): Asby, Walker, Ward, Oriach, Wood
CATCHER (3): Banister, Herd, Williams
RHP (18): Alvarez, Baker-Livingston, Barnhouse, Bell, Castillo, Mogen, Lopez, Lehmbeck, Origer, Pengelly, Cunningham, Wiseman, White, Sullivan, Messmore, Lavigne, McBroom
LHP (7): Cornelius, Romero, Still, Monteforte, Purser, Barnhouse
UTL (1): Fiddler

BY CLASS

FRESHMEN (6): Miller, Origer, Sullivan, Lavigne, Bell, Mogen
SOPHOMORES (3): Castillo, Trujillo, Lehmbeck
JUNIORS (17): Alvarez, Waslefsky, Cunningham, White, Oriach, Monteforte, Wiseman, Williams, Mansy, Herd, Ward, Messmore, Walker, Fiddler
SENIORS (14): Romero, Still, Pengelly, Cornelius, Neil, Lopez, Asby, Ott, Banister, Carris, McAlister, McBroom, Wood, Barnhouse

BREAKDOWN

POSITION PLAYERS	
Returners.....	23
Newcomers	17
Starters Returning	5
Starters Lost	4
Lettermen Returning	8
Lettermen Lost	8
PITCHERS	
Pitchers Returning	11
Pitchers Lost	5
Weekend Starters Returning.....	2/3
Returners w/ 1+ GS in '24	7
Returners w/5+ App. in '24.....	7
Returners w/1+ App. in '24.....	10

PRESEASON MWC COACHES' POLL

2025 Predicted Order of Finish

RANK	SCHOOL (1st Place Votes)	POINTS
1.	Fresno State (6)	43
2.	Nevada	35
3.	Washington State (1)	30
4.	UNLV (1)	27
4.	New Mexico	27
4.	San Diego State	27
7.	Air Force	19
8.	San José State	16

PRESEASON ALL-MOUNTAIN WEST

Name	Yr.	Pos.	Institution
Chase Spencer	Sr.	OF/P	Air Force
Jack Anker	Jr.	P	Fresno State
Victor Arreola	Jr.	P	Fresno State
Murf Gray	Jr.	INF	Fresno State
Eddie Saldivar	Sr.	INF	Fresno State
Michael Ball	Sr.	INF	Nevada
Taylor Holder	Sr.	OF	Nevada
Ethan O'Neal	Sr.	P	Nevada
Will Asby	Gr.	OF	New Mexico
Khalil Walker	Jr.	OF	New Mexico
Finley Bates	So.	INF	San Diego State
Omar Serrano	Sr.	P	San Diego State

NEW MEXICO LOBOS ROSTER

NO.	NAME	POS.	HT.	WT.	B/T	YR.	HOMETOWN
2	Cooper Brass	INF	5-10	170	R/R	R-FR	Chandler, AZ
3	Karsen Waslefsky	INF	6-0	175	R/R	JR	Gilbert, AZ
4	Tye Wood	OF	5-11	185	S/L	SR	Gardner, KS
5	Shane Miller	INF	6-1	190	L/R	FR	Gilbert, AZ
6	Brian McBroom	RHP	6-0	180	R/R	SR	Oakley, CA
7	Tommy White	RHP	6-4	210	R/R	JR	Albuquerque, NM
8	Diego Alvarez	RHP	5-10	185	R/R	JR	Sahuarita, AZ
9	Josh McAlister	INF	6-2	185	R/R	SR	Homewood, IL
10	Jordy Oriach	OF	6-5	225	L/L	JR	Haverhill, MA
11	Matt Cornelius	LHP	6-0	185	L/L	SR	Zuni, NM
12	Will Asby	OF	5-11	200	L/R	SR	Sacramento, CA
13	Matt Romero	LHP	6-0	195	L/L	SR	Albuquerque, NM
14	Akili Carris	INF	6-2	185	R/R	JR	Albuquerque, NM
15	Khalil Walker	OF	5-10	170	L/L	SR	Mansfield, TX
16	Grant Origer	RHP	6-3	225	R/R	FR	Parker, TX
17	Cristian Mogen	RHP	6-0	180	R/R	R-FR	Peoria, AZ
18	Beck Sullivan	RHP	5-11	180	R/R	FR	Waxahachie, TX
19	Justin Still	LHP	6-3	215	L/L	SR	Chandler, AZ
20	Luke Banister	C	5-10	200	R/R	SR	Round Rock, TX
22	Ben Baker-Livingston	RHP	6-2	185	R/R	SR	Richardson, TX
23	Ty Cunningham	RHP	6-3	215	R/R	JR	Iowa Park, TX
24	Brodey Williams	C	6-0	210	L/R	JR	Houston, TX
25	Luke Wiseman	RHP	6-0	215	R/R	R-JR	Wylie, TX
26	Luke Mansy	INF/OF	5-10	180	L/R	R-JR	San Diego, CA
27	David Lopez	RHP	6-1	220	R/R	SR	Mission, TX
28	Charles Lavigne	RHP	6-5	200	L/R	FR	Blainville, Quebec
29	Caleb Herd	C	5-9	185	R/R	FR	Vail, AZ
31	Dayne Pengelly	RHP	6-2	195	L/R	SR	Rio Rancho, NM
32	Sydney Ward	OF	6-0	240	R/R	JR	Albuquerque, NM
33	Daxton Purser	LHP	6-1	225	L/L	SR	Providence, UT
34	Josh Barnhouse	RHP	6-6	240	R/R	SR	Prosper, TX
35	Presley Monteforte	LHP	6-0	190	R/L	JR	Centennial, CO
36	Elias Fiddler	UTL	6-0	175	R/R	JR	Durango, CO
38	Blake Lehmbeck	RHP	6-1	195	R/R	SO	Tucson, AZ
39	Ryan Castillo	RHP	6-2	180	R/R	SO	Los Lunas, NM
42	Blake Bell	RHP	6-4	215	R/R	FR	Phoenix, AZ
43	Gene Trujillo	1B	6-5	230	L/R	SO	Albuquerque, NM
47	Ethan Ott	1B/OF	6-2	215	R/R	SR	Chesapeake, VA
48	Andrew Neil	RHP/IF	5-11	185	L/R	SR	Oakley, CA
49	Jack Messmore	RHP	6-1	215	L/R	JR	Niceville, FL

COACHING STAFF

Tod Brown - Head Coach, 4th season
Michael Lopez - Assistant Coach, 4th season
Matt Risdon - Assistant Coach, 3rd season
Justin Mitchell - Assistant Coach, 2nd season
Tyler McPeak - Dir. of Ops & Player Development, 1st season

NEW MEXICO STATS

Record: 2-2 Home: 0-0 Away: 0-1 Neutral: 2-1 MW: 0-0

Player	avg	gp-gs	ab	r	h	2b	3b	hr	rbi	tb	slg%	bb	ho	so	gdp	ob%	sf	sh	sb-att	po	a	e	fld%
2 BRASS, Cooper	.800	3-3	10	2	8	2	0	0	2	10	1.000	1	0	1	0	.818	0	0	1-2	4	3	0	1.000
9 MCALISTER, Josh	.300	4-4	10	4	3	1	0	2	3	10	1.000	3	0	3	0	.462	0	1	0-0	2	7	1	.900
14 CARRIS, Akili	.250	3-3	12	1	3	1	0	0	1	4	.333	0	0	5	0	.250	0	0	0-0	3	1	0	1.000
3 WASLEFSKY, Karsen	.200	4-4	10	2	2	1	1	0	3	5	.500	2	1	3	0	.385	0	0	0-0	4	2	1	.857
10 ORIACH, Jordy	.176	4-4	17	0	3	1	0	0	0	4	.235	0	0	3	0	.176	0	0	0-0	6	0	0	1.000
15 WALKER, Khalil	.154	4-4	13	0	2	1	0	0	2	3	.231	0	1	0	0	.214	0	0	0-0	8	0	0	1.000
12 ASBY, Will	.000	4-4	12	1	0	0	0	0	0	0	.000	2	1	3	1	.200	0	2	0-0	7	0	0	1.000
4 WOOD, Tye	.333	3-2	6	2	2	0	1	1	3	7	1.167	2	1	3	0	.556	0	0	0-0	4	0	0	1.000
47 OTT, Ethan	.286	2-2	7	2	2	0	0	0	2	2	.286	0	1	2	0	.300	2	0	0-0	10	0	0	1.000
43 TRUJILLO, Gene	.200	2-2	5	1	1	0	0	0	0	1	.200	0	2	3	0	.429	0	0	0-0	15	2	0	1.000
24 WILLIAMS, Brodey	.167	2-2	6	3	1	0	0	0	0	1	.167	3	0	2	0	.444	0	0	0-0	19	1	0	1.000
29 HERD, Caleb	.000	2-2	6	0	0	0	0	0	0	0	.000	0	0	4	0	.000	0	0	0-0	17	2	1	.950
26 MANSY, Luke	.000	2-0	2	0	0	0	0	0	0	0	.000	0	0	1	0	.000	0	0	0-0	0	0	0	.000
48 NEIL, Andrew	.000	2-0	1	0	0	0	0	0	0	0	.000	0	0	1	0	.000	0	0	0-0	0	0	0	.000
5 MILLER, Shane	.000	1-0	0	0	0	0	0	0	1	0	.000	0	0	0	0	.000	1	0	0-0	0	0	0	.000
Totals	.231	4	117	18	27	7	2	3	17	47	.402	13	7	34	1	.336	3	3	1-2	100	24	3	.976
Opponents	.319	4	138	39	44	12	5	5	37	81	.587	17	9	37	0	.417	4	1	4-6	99	30	1	.992

LOB - Team (26), Opp (30). DPs turned - Team (0), Opp (2).

(All games Sorted by Earned run avg)

Player	era	w-l	app	gs	cg	sho	sv	ip	h	r	er	bb	so	2b	3b	hr	b/avg	wp	hp	bk	sf	sha
39 CASTILLO, Ryan	0.00	1-0	1	1	0	0/0	0	5.0	4	0	0	0	5	1	0	0	.222	0	0	0	0	0
34 BARNHOUSE, Josh	4.50	1-0	3	0	0	0/0	0	4.0	5	2	2	0	1	2	1	0	.333	0	0	0	2	0
33 PURSER, Daxton	6.75	0-0	1	0	0	0/0	1	4.0	3	3	3	1	5	0	0	2	.200	1	0	0	0	0
8 ALVAREZ, Diego	6.75	0-1	1	1	0	0/0	0	4.0	4	3	3	0	3	1	1	0	.250	0	0	0	0	0
25 WISEMAN, Luke	0.00	0-0	2	0	0	0/0	0	1.2	1	0	0	0	4	0	1	0	.167	0	1	0	0	0
7 WHITE, Tommy	0.00	0-0	1	0	0	0/0	0	1.0	2	0	0	0	1	3	0	0	.400	0	0	0	0	0
31 PENGELLY, Dayne	4.91	0-0	1	1	0	0/0	0	3.2	3	2	2	2	4	0	0	0	.200	0	1	0	0	0
49 MESSMORE, Jack	6.75	0-0	1	0	0	0/0	0	1.1	2	1	1	1	2	1	1	0	.333	0	1	0	0	0
23 CUNNINGHAM, Ty	9.00	0-0	1	0	0	0/0	1	1.0	2	1	1	1	1	1	0	0	.400	0	0	0	0	0
27 LOPEZ, David	10.12	0-1	1	1	0	0/0	0	2.2	2	4	3	3	4	1	0	0	.222	3	1	0	1	0
13 ROMERO, Matt	13.50	0-0	2	0	0	0/0	0	1.1	0	2	2	2	0	1	0	0	.000	1	1	0	0	0
38 LEHMBECK, Blake	18.00	0-0	1	0	0	0/0	0	1.0	1	2	2	0	0	1	0	0	.333	0	1	0	1	0
11 CORNELIUS, Matt	23.14	0-0	2	0	0	0/0	0	2.1	6	6	6	3	4	2	0	0	.545	0	1	0	0	1
35 MONTEFORTE, Presley	99.00	0-0	1	0	0	0/0	0	0.1	3	4	4	0	1	1	1	0	.750	0	2	0	0	0
42 BELL, Blake	99.00	0-0	1	0	0	0/0	0	0.0	3	4	4	1	0	0	0	2	1.000	0	0	0	0	0
19 STILL, Justin	99.00	0-0	1	0	0	0/0	0	0.0	3	5	5	2	0	1	0	0	1.000	0	0	0	0	0
Totals	10.26	2-2	4	4	0	0/0	2	33.1	44	39	38	17	37	12	5	5	.319	5	9	4	1	1
Opponents	4.64	2-2	4	4	0	1/1	0	33.0	27	18	17	13	34	7	2	3	.231	3	7	0	3	3

NORTHERN COLORADO ROSTER

NO.	NAME	POS.	B/T	YR.	HT.	WT.	HOMETOWN
1	Anthony Stellato	INF		Gr.	6-0	190	Darien, Ill.
2	Brandon Sanchez	INF		So.	5-9	185	Broomfield, Colo.
3	Nick Barber	OF		Jr.	5-11	155	Aurora, Colo.
4	Tony Castonguay	C		Gr.	6-0	215	Severence, Colo.
5	Brett Barber	INF		Jr.	5-10	150	Aurora, Colo.
6	Jake Bullard	INF		Gr.	6-1	210	Hampton, N.H.
7	Kai Wagner	INF		R-So.	6-0	190	Parker, Colo.
8	Jake King	OF	L/L	Sr.	5-10	195	Buckeye, Ariz.
9	Trey Oblas	OF		R-So.	6-5	220	Gunter, Texas
10	Brady Hudson	RHP		Fr.	6-3	170	Boulder, Colol.
11	Lucas Stone	LHP		Fr.	6-1	175	Eaton, Colo.
12	Murphy Gienger	RHP	R/R	Gr.	6-4	225	Castle Rock, Colo.
13	AJ Carter	OF		Jr.	6-1	197	Hayward, Calif.
14	Wilson Kieffer	INF		Fr.	6-1	205	Rapid City, S.D.
15	Jack Tuttle	RHP	R/R	Sr.	6-2	200	Torrance, Calif.
16	Kaveh Meredith	RHP		Fr.	6-0	180	Erie, Colo.
17	Ethan Mooser	OF		R-Fr.	6-2	190	Mt Elgin, Ontario
18	Dalton Miller	INF		Sr.	6-0	220	Las Vegas, Nev.
19	Sam Pease	C		So.	5-11	185	Fort Collins, Colo.
21	Jake Storey	RHP	R/R	Jr.	6-5	225	Frisco, Texas
22	Craig Kenny	C	R/R	R-Sr.	6-0	210	Parker, Colo.
23	Carter Monda	OF		Sr.	6-4	210	Vancouver, Wash.
24	Logan Moser	RHP		Sr.	6-5	215	Eaton, Colo.
25	Dylan Smith	RHP	R/R	Jr.	6-2	240	Bakersfield, Calif.
26	Aaron Platner	LHP		Jr.	6-0	170	Bend, Ore.
27	Wilbur Berrios	RHP		Sr.	5-9	185	Stockton, Calif.
28	Luke Guest	RHP		R-Jr.	6-4	208	Fort Collins, Colo.
29	Andrew Isdale	RHP	R/R	Jr.	6-2	190	Parker, Colo.
30	James Wright	C	R/R	Jr.	6-0	195	Colorado Springs, Colo.
31	Trevor Landen	RHP		So.	6-3	205	Littleton, Colo.
32	Keaton Fisher	INF		Jr.	6-5	210	Kalama, Wash.
33	Ethan Louthan	RHP		Sr.	6-4	250	Seiling, Okla.
35	Mason Bright	RHP		So.	6-2	205	Severence, Colo.
36	Aiden Gebhard	LHP/OF		Jr.	5-9	174	Redmond, Ore.
37	Jeffrey Behrends	LHP		Sr.	6-4	170	Oswego, Ill.
39	Gus Allred	LHP		Jr.	6-3	205	Mountain View, Wyo.
40	Zach Hose	RHP		Sr.	6-0	220	Henderson, Nev.
41	Hunter Gibson	RHP		Sr.	6-4	180	Ellensburg, Wash

COACHING STAFF

NAME

Mike Anderson
Shane Opitz
Alex Werbach
Nick Chiseri

TITLE

Head Baseball Coach
Assistant Coach/Recruiting Coordinator
Assistant Coach/Director of Baseball Operations
Assistant Coach/Camp Coordinator

STAT MATCHUP

	UNC	UNM
Overall	2-2	2-2
Home	0-0	0-0
Away	2-2	0-1
Neutral	0-0	2-1
Batting Avg	.230	.231
Runs Scored	23	18
Hits (H)	28	27
Doubles (2B)	6	7
Triples (3B)	0	2
Home Runs	2	3
RBI	21	17
Total Bases	40	47
Slugging Pct	.328	.402
Walks (BB)	26	13
Strikeouts	31	34
OBP	.422	.336
SB-ATT	1-2	1-2
Fielding Pct	.967	.976
Errors (E)	5	3
ERA	5.56	10.26
IP	34.0	33.1
K	23	37
Opp. Avg	.268	.319

NORTHERN COLORADO STATS

All games Sorted by Batting Avg

#	Player	AVG	GP-GS	AB	R	H	2B	3B	HR	RBI	TB	SLG%	BB	HBP	SO	GDP	OB%	SF	SH	SB-ATT	PO	A	E	FLI
8	King, Jake	.438	4-4	16	3	7	2	0	0	4	9	.563	3	0	3	0	.526	0	0	0-1	4	0	0	1.0
13	Carter, AJ	.429	3-3	7	2	3	0	0	0	1	3	.429	3	1	1	0	.636	0	0	0-0	8	0	1	.3
7	Wagner, Kai	.286	4-4	14	3	4	1	0	1	5	8	.571	5	1	1	0	.500	0	0	0-0	4	6	1	.4
23	Monda, Carter	.273	4-4	11	1	3	0	0	0	2	3	.273	4	4	5	1	.579	0	1	0-0	4	0	0	1.0
36	Gebhard, Aiden	.250	4-1	4	1	1	0	0	0	1	1	.250	1	1	2	0	.500	0	1	1-1	3	0	1	.1
5	Barber, Brett	.222	4-2	9	2	2	0	0	1	1	5	.556	0	0	1	0	.222	0	1	0-0	6	6	0	1.0
4	Castonguay, Tony	.200	4-3	10	2	2	1	0	0	2	3	.300	4	1	4	0	.467	0	0	0-0	4	1	0	1.0
6	Bullard, Jake	.200	4-3	10	2	2	0	0	0	1	2	.200	1	2	3	3	.385	0	0	0-0	30	2	0	1.0
18	Miller, Dalton	.200	3-1	5	1	1	1	0	0	1	2	.400	0	1	1	0	.286	1	0	0-0	3	3	0	1.0
2	Sanchez, Brandon	.100	4-4	10	3	1	1	0	0	2	2	.200	5	1	5	0	.438	0	1	0-0	8	13	1	.3
22	Kenny, Craig	.000	3-3	12	0	0	0	0	0	0	0	.000	0	2	1	0	.143	0	0	0-0	18	5	0	1.0
32	Fisher, Keaton	.333	3-1	3	0	1	0	0	0	1	1	.333	0	1	1	0	.400	1	0	0-0	5	0	0	1.0
9	Oblas, Trey	.333	1-1	3	1	1	0	0	0	0	1	.333	0	0	1	0	.333	0	0	0-0	0	0	0	.0
1	Stellato, Anthony	.000	2-1	5	0	0	0	0	0	0	0	.000	0	0	1	2	.000	0	0	0-0	3	2	0	1.0
30	Wright, James	.000	2-1	3	1	0	0	0	0	0	0	.000	0	1	1	0	.250	0	0	0-0	0	0	0	.0
3	Barber, Nick	.000	2-0	0	1	0	0	0	0	0	0	.000	0	0	0	0	.000	0	0	0-0	0	0	0	.0
Totals		.230	4-4	122	23	28	6	0	2	21	40	.328	26	16	31	6	.422	2	4	1-2	102	44	5	.0
Opponents		.268	4-4	123	24	33	7	1	4	22	54	.439	24	6	23	4	.409	1	3	6-8	108	48	3	.0

LOB: Team (36), Opp (32) DPs Turned: Team (6), Opp (6) IBB: Team (1), Wagner (1), Opp (1)

All games Sorted by Earned Run Avg

#	Player	ERA	W-L	APP	GS	CG	SHO	SV	IP	H	R	ER	BB	SO	2B	3B	HR	B/AVG	WP	HP	BK	SFA	S
27	Berrios, Wilbur	0.00	0-0	1	0	0	0-0	0	2.0	2	0	0	0	2	1	0	0	.286	0	0	0	0	0
33	Louthan, Ethan	0.00	0-0	1	0	0	0-0	0	1.0	1	0	0	1	1	0	0	0	.250	0	0	0	0	0
36	Gebhard, Aiden	0.00	0-0	1	0	0	0-0	0	1.0	1	0	0	0	0	1	0	0	.250	1	0	0	0	0
24	Moser, Logan	1.59	0-0	2	0	0	0-0	0	5.2	1	1	1	2	2	0	0	0	.056	0	1	0	0	0
15	Tuttle, Jack	2.45	1-0	2	0	0	0-0	1	3.2	4	2	1	3	5	3	0	0	.308	1	1	0	1	1
25	Smith, Dylan	3.60	0-0	1	1	0	0-0	0	5.0	4	2	2	2	6	0	0	1	.250	0	1	0	0	0
11	Stone, Lucas	3.86	0-0	1	1	0	0-0	0	2.1	0	2	1	2	2	0	0	0	.000	0	3	0	0	0
41	Gibson, Hunter	4.50	1-0	1	0	0	0-0	0	2.0	2	1	1	2	2	0	0	1	.286	0	0	0	0	0
28	Guest, Luke	6.75	0-1	2	0	0	0-0	0	2.2	4	3	2	1	2	1	0	0	.400	0	0	0	0	0
21	Storey, Jake	8.31	0-0	1	1	0	0-0	0	4.1	6	4	4	4	0	0	0	0	.353	0	0	0	0	0
12	Gienger, Murphy	13.50	0-1	1	1	0	0-0	0	4.0	7	6	6	3	1	1	1	1	.412	0	0	0	0	0
40	Hose, Zach	27.00	0-0	1	0	0	0-0	0	0.1	0	1	1	3	0	0	0	0	.000	0	0	0	0	0
35	Bright, Mason	99.00	0-0	1	0	0	0-0	0	0.0	1	2	2	1	0	0	0	1	1.000	0	0	0	0	0
Totals		5.56	2-2	16	4	0	0	1	34.0	33	24	21	24	23	7	1	4	.268	2	6	0	1	1
Opponents		5.25	2-2	18	4	0	0	2	36.0	28	23	21	26	31	6	0	2	.230	3	16	0	2	2



LOBO SCORECARD

Notes:		Start Time:	Attendance:
<input type="checkbox"/> Visitor:	Date:	End Time:	Wind:
<input type="checkbox"/> Home:	Scorer:	Time of Game:	Weather:

#	Line Up	Pos	1	2	3	4	5	6	7	8	9	10	AB	R	H	RBI
											</					

[illegible][illegible]

#	Catchers	PB

Umpires	
HP:	3B:
1B:	
2B:	