



20

25

SOFTBALL MEDIA GUIDE



SCHEDULE WITH TIMES
 X @ UNMLOBOSB

2.6	2.21	3.6	3.21-23	4.22
2.6	2.22	3.7	3.25	4.25-27
2.7-8	2.23	3.8	4.2 (H)	5.1-3
2.9	2.28	3.11	4.5-6	5.8-10
2.14	3.1	3.14-16	4.11-13	HOME AWAY NEUTRAL
2.15	3.2	3.18	4.17-19	
2.16				

Mountain West
 Mountain West
 Mountain West

Big Sky
 Big Sky
 Big Sky

Big 12
 Big 12
 Big 12



2025 QUICK FACTS

Name of School _____ University of New Mexico
 Founded _____ 1889 by Territorial Legislature
 Enrollment _____ 27,413
 Nickname _____ Lobos
 School Colors _____ Cherry & Silver
 Conference _____ Mountain West
 Affiliation _____ NCAA Division I
 Venue _____ Lobo Softball Field
 Dimensions _____ 205-225-205
 Capacity _____ 1,500
 President _____ Dr. Garnett Stokes
 Athletic Director _____ Fernando Lovo

PROGRAM HISTORY

First Year of Softball _____ 1978
 All-Time Record _____ 1069-1270-3
 Mountain West Record _____ 152-353-1
 NCAA Tournament Appearances _____ 3
 1980 (AIAW), 1981 (AIAW) and 1983 (NCAA)
 Last NCAA Postseason Opponent _____ Cal St. Fullerton
 Last NCAA Postseason Result _____ CSUF won series 2-1
 Conference Championships _____ 3
 1980 (Intermountain), 1981 (Intermountain) and 1983 (High Country)

TEAM INFORMATION

2024 Overall Record _____ 16-38
 2024 MW Record _____ 8-14 (7th)
 Letterwinners Returning/Lost _____ 12/12
 Pitchers Returning/Lost _____ 2/4
 Starters Returning/Lost _____ 6/3
 Newcomers _____ 14

SOFTBALL STAFF

Head Coach _____ Nicole Dickson (3rd season)
 Record at UNM _____ 35-69
 Career Record _____ 204-192 (9th season)
 Assistant Coach _____ Morgan Spearman (3rd season)
 Assistant Coach _____ Sophie Hannabas (2nd season)
 Assistant Coach _____ Mackenzie Bennett (1st season)

COMMUNICATIONS

Softball Contact _____ Allison Weiss
 Email _____ allisonweiss@unm.edu
 Cell Phone (Preferred) _____ (661) 313-5402

DIGITAL MEDIA

Athletics Website _____ GoLobos.com
 Main University Web Site _____ unm.edu
 Conference Website _____ TheMW.com
 X _____ @UNMLoboSB
 Instagram _____ @UNMLoboSB
 Facebook _____ @UNMLoboSB

2025 SCHEDULE

DATE	OPPONENT	TIME
2/6	Texas A&M-Corpus Christi	1:30 p.m.
2/6	at Sam Houston	4 p.m.

Houston Classic		Houston, Texas	
2/7	at Houston Christian	12 p.m.	
2/7	at Houston	5:30 p.m.	
2/8	at Houston Christian	9 a.m.	
2/8	at Houston	3 p.m.	
2/9	St. John's	9 a.m.	

Bobcat Tournament		San Marcos, Texas	
2/14	Fordham	11:15 a.m.	
2/14	St. Thomas	6 p.m.	
2/15	at Texas State	3:45 p.m.	
2/15	St. Thomas	6 p.m.	
2/16	at Texas State	11:15 a.m.	

Tarleton Invitational		Stephenville, Texas	
2/21	Texas Southern	10 a.m.	
2/21	North Dakota	12:30 p.m.	
2/22	North Dakota	10 a.m.	
2/22	at Tarleton	3 p.m.	
2/23	Texas Southern		

Bulldog Invitational		Starkville Mississippi	
2/28	Northwestern State	11:30 a.m.	
2/28	at Mississippi State	4:30 p.m.	
3/1	at Mississippi State	2 p.m.	
3/1	Alabama State	4:30 p.m.	
3/2	Alabama State	9 a.m.	

Purple Classic		Phoenix, Arizona	
3/6	St. Joseph's	4 p.m.	
3/7	San Diego	9 a.m.	
3/7	UPenn	12 p.m.	
3/8	St. Joseph's	9 a.m.	
3/8	San Diego	2:30 p.m.	

3/11	at New Mexico State	5 p.m.
3/14	San José State *	5 p.m.
3/15	San José State *	2 p.m.
3/16	San José State *	12 p.m.
3/18	at UTEP	2 p.m.

3/21	at San Diego State *	7 p.m.
3/22	at San Diego State *	5 p.m.
3/23	at San Diego State *	1 p.m.

3/25	at UC San Diego	12 p.m.
------	-----------------	---------

4/2	at Utah State *	1 p.m.
4/2	at Utah State *	3:30 p.m.

4/5	Boise State *	2 p.m.
4/6	Boise State *	12 p.m.

4/11	Colorado State *	5 p.m.
4/12	Colorado State *	2 p.m.
4/13	Colorado State *	12 p.m.

4/17	at Fresno State *	7 p.m.
4/18	at Fresno State *	7 p.m.
4/19	at Fresno State *	1 p.m.

4/22	UTEP	2 p.m.
-------------	-------------	---------------

4/25	Nevada *	5 p.m.
4/26	Nevada *	2 p.m.
4/27	Nevada *	12 p.m.

5/1	UNLV *	7 p.m.
5/2	UNLV *	4 p.m.
5/3	UNLV *	1 p.m.

5/8-10 MW Conference Tournament
 San Diego, California

Bold denotes home games
 *denotes Mountain West game
 All times listed are Mountain Time
 Game times are subject to change

TABLE OF CONTENTS

QUICK FACTS/SCHEDULE	2
ROSTER	3-4
COACHING STAFF & PLAYERS	
HEAD COACH NICOLE DICKSON	5-6
ASSISTANT COACH MORGAN SPEARMAN	7
ASSISTANT COACH SOPHIE HANNABAS	8
ASSISTANT COACH MACKENZIE BENNETT	9
PLAYER PAGES	11-29
CAREER GAME-BY-GAME STATS	30-34
RECAP	35-43

RECORDS

CAREER RECORDS	45-48
SINGLE-SEASON RECORDS	49-50

HISTORY

YEAR-BY-YEAR	52-63
ALL-TIME RESULTS	64
ALL-TIME SERIES VS. OPPONENTS	65-80
STATISTICAL HISTORY BY YEAR	81
OFFENSIVE LEADERS BY YEAR	82-83
COACHING HISTORY	84
AWARDS AND HONORS	85-86

LETTERWINNERS

ALL-TIME LETTERWINNERS	88-89
------------------------	-------

THIS IS UNM

LOBO SOFTBALL FIELD	90-91
THIS IS NEW MEXICO	92-94

CONTACT

All interviews with UNM student-athletes and coaches should be coordinated through the athletics communications office. Interviews may be arranged by contacting Allison Weiss in the athletics communications office (allisonweiss@unm.edu). All interview requests should be made at least 24 hours in advance.

GOLOBOS.COM

You can find updated statistics, releases, bios and history of Lobo Softball at www.GoLobos.com

SOCIAL MEDIA

Fans can keep up with the UNM softball team and Lobo Athletics by following the accounts on X, Instagram and Facebook.



Official UNM Accounts
 @UNMLoboSB | @UNMLoboAthletics



Official UNM Accounts
 @UNMLoboSB | @UNMLoboAthletics



Official UNM Accounts
 @UNMLoboSB | @NewMexicoLobos



0
DeNae Vasquez-Dickson
OF • 5-4 • SO. • L/L
Grapevine, Texas



1
Gabrielle Briones
UTIL • 5-3 • SO. • R/R
Mesquite, Texas



2
Caprice Barela
P • 5-6 • FR. • L/R
Las Cruces, N.M.



3
Ella Dawson
P • 5-9 • FR. • R/R
Aldie, Va.



4
Ava Castillo
OF • 5-4 • FR. • L/R
Mansfield, Texas



5
Lexi Atcitty
P • 6-0 • RS-SO. • L/L
Lehi, Utah



7
Ashley Archuleta
INF • 5-4 • SR. • L/R
Rio Rancho, N.M.



8
Katherine Brunner
INF • 5-7 • SO. • R/R
Katy, Texas



9
Jewels Hanawahine
UTIL • 5-9 • SO. • R/R
Waimanalo, Hawai'i



10
Allie Williams
OF • 5-5 • FR. • R/R
Houston, Texas



11
Adelaide Haack
UTIL • 5-7 • FR. • R/R
Oklahoma City, Okla.



12
Alina Ortiz
P • 5-6 • SO. • R/R
Corona, Calif.



13
Mya Pacheco
INF • 5-3 • FR. • R/R
Rio Rancho, N.M.



16
Brooke Umali
P • 5-3 • SO. • L
Burlingame, Calif.



18
Grace Rana
C • 5-6 • JR. • R/R
Queen Creek, Ariz.



20
Emma Bramson
INF • 5-7 • SR. • R/R
Valencia, Calif.



21
Taylor Morgan
OF • 5-6 • JR. • R/R
Gallup, N.M.



23
McKenna Guest
P • 5-6 • SO. • R/R
Pattonville, Texas



24
Georgia Heathcock
UTIL • 5-8 • JR. • R/R
Little Elm, Texas



25
Nova Montes
P • 5-8 • JR. • R/L
Covina, Calif.



26
Jasmyn Lloyd
UTIL • 5-4 • FR. • R/R
Grand Prairie, Texas



27
Hayden Luderer
UTIL • 5-5 • SO. • R/R
Thousand Oaks, Calif.



28
Jessica DeLeon
C/INF • 5-7 • FR. • L/L
San Marcos, Texas



33
Sydney Carithers
C/INF • 5-6 • SR. • R/R
Fort Worth, Texas



34
Miracle McKenzie
INF • 5-10 • FR. • R/R
Long Beach, Calif.



38
Keyannah Chavez
OF • 5-1 • JR. • L/L
Leander, Texas



44
Natalie Fritz
P • 6-0 • FR. • R/R
Chandler, Ariz.



77
Marina Tinari
P/OF • 5-4 • SO. • L/L
Castle Rock, Colo.



Nicole Dickson
Head Coach



Morgan Spearman
Assistant Coach



Sophie Hannabas
Assistant Coach



Mackenzie Bennett
Assistant Coach

NUMERICAL ROSTER

#	NAME	POS	HT	YR	B/T	HOMETOWN (PREVIOUS SCHOOL)
00	DeNae Vasquez-Dickson	OF	5-4	So.	L/L	Grapevine, Texas (Colleyville Heritage HS)
1	Gabrielle Briones	UTIL	5-3	So.	R/R	Mesquite, Texas (Mesquite HS)
2	Caprice Barela	P	5-6	Fr.	L/R	Las Cruces, N.M. (Centennial HS)
3	Ella Dawson	P	5-9	Fr.	R/R	Aldie, Va. (John Champe HS)
4	Ava Castillo	OF	5-4	Fr.	L/R	Mansfield, Texas (Pantego Christian Academy)
5	Lexi Atcitty	P	6-0	RS-So.	L/L	Lehi, Utah (BYU)
7	Ashley Archuleta	INF	5-4	Sr.	L/R	Rio Rancho, N.M. (Cleveland HS)
8	Katherine Brunner	INF	5-7	So.	R/R	Katy, Texas (James E. Taylor HS)
9	Jewels Hanawahine	UTIL	5-9	So.	R/R	Waimanalo, Hawaii (Kamehameha Kapalama)
10	Allie Williams	OF	5-5	Fr.	R/R	Houston, Texas (Episcopal HS)
11	Adelaide Haack	UTIL	5-7	Fr.	R/R	Oklahoma City, Okla. (Westmoore HS)
12	Alina Ortiz	P	5-6	So.	R/R	Corona, Calif. (Centennial HS)
13	Mya Pacheco	INF	5-3	Fr.	R/R	Rio Rancho, N.M. (V. Sue Cleveland HS)
16	Brooke Umali	P	5-3	So.	L/L	Burlingame, Calif. (Aragon HS)
18	Grace Rana	C	5-6	Jr.	R/R	Queen Creek, Ariz. (Queen Creek HS)
20	Emma Bramson	INF	5-7	Sr.	R/R	Valencia, Calif. (Valencia HS)
21	Taylor Morgan	OF	5-6	Jr.	R/R	Gallup, N.M. (Trinidad State College)
23	McKenna Guest	P	5-6	So.	R/R	Pattonville, Texas (Prairiland HS)
24	Georgia Heathcock	UTIL	5-8	Jr.	R/R	Little Elm, Texas (UC San Diego)
25	Nova Montes	P	5-8	Jr.	R/R	Covina, Calif. (Paris Junior College)
26	Jasmyn Lloyd	UTIL	5-4	Fr.	R/R	Grand Prairie, Texas (South Grand Prairie HS)
27	Hayden Luderer	UTIL	5-5	So.	R/R	Thousand Oaks, Calif. (Louisville HS)
28	Jessica DeLeon	C/INF	5-7	Fr.	L/L	San Marcos, Texas (San Marcos HS)
33	Sydney Carithers	C/INF	5-6	Sr.	R/R	Fort Worth, Texas (Stephen F. Austin)
34	Miracle McKenzie	INF	5-10	Fr.	R/R	Long Beach, Calif. (St. Anthony HS)
38	Keyannah Chavez	OF	5-1	Jr.	L/L	Leander, Texas (Glen HS)
44	Natalie Fritz	P	6-0	Fr.	R/R	Chandler, Ariz. (Basha HS)
77	Marina Tinari	P/OF	5-4	So.	L/L	Castle Rock, Colo. (Florida Gulf Coast)

COACHING STAFF

Head Coach: Nicole Dickson	3rd season	Eastern New Mexico
Assistant Coach: Morgan Spearman	3rd season	Angelo State
Assistant Coach: Sophie Hannabas	2nd season	Stephen F. Austin
Assistant Coach: Mackenzie Bennett	1st season	Stephen F. Austin

HOME

ARIZONA (2)

Natalie Fritz, Grace Rana

CALIFORNIA (6)

Emma Bramson, Hayden Luderer, Miracle McKenzie, Nova Montes, Alina Ortiz, Brooke Umali

COLORADO (1)

Marina Tinari

HAWAII (1)

Jewels Hanawahine

NEW MEXICO (4)

Ashley Archuleta, Caprice Barela, Taylor Morgan, Mya Pacheco

OKLAHOMA (1)

Adelaide Haack

TEXAS (11)

Gabrielle Briones, Katherine Brunner, Sydney Carithers, Ava Castillo, Keyannah Chavez, Jessica DeLeon, McKenna Guest, Georgia Heathcock, Jasmyn Lloyd, Danae Vasquez-Dickson, Allie Williams

UTAH (1)

Lexi Atcitty

VIRGINIA (1)

Ella Dawson

PRONUNCIATION GUIDE

9	Jewels HANAWAHINE	HA-nah-WHA-he-nay
11	Adelaide HAACK	HAWK
16	Brooke UMALI	OOH-mall-e
18	Grace RANA	RAIN-ah
27	Hayden LUDERER	Lew-DUR-urr

CLASS

SENIORS (3)

7	Ashley Archuleta	INF
20	Emma Bramson	INF
33	Sydney Carithers	C

JUNIORS (5)

38	Keyannah Chavez	OF
24	Georgia Heathcock	UTIL
25	Nova Montes	P
21	Taylor Morgan	OF
18	Grace Rana	C

SOPHOMORES (10)

5	Lexi Atcitty (RS)	p
1	Gabrielle Briones	INF
8	Katherine Brunner	INF
23	McKenna Guest	RHP
9	Jewels Hanawahine	INF
27	Hayden Luderer	UTIL
12	Alina Ortiz	P
77	Marina Tinari	P/OF
16	Brooke Umali	LHP
00	DeNae Vasquez-Dickson	OF

FRESHMEN (10)

2	Caprice Barela	P
4	Ava Castillo	OF
3	Ella Dawson	P
28	Jessica DeLeon	C/INF
44	Natalie Fritz	P
11	Adelaide Haack	UTIL
26	Jasmyn Lloyd	UTIL
34	Miracle McKenzie	INF
13	Mya Pacheco	INF
10	Allie Williams	OF

POSITIONAL BREAKDOWN

PITCHERS (8)

2	Caprice Barela
3	Ella Dawson
5	Lexi Atcitty
12	Alina Ortiz
16	Brooke Umali
23	McKenna Guest
25	Nova Montes
44	Natalie Fritz

CATCHERS (1)

18 Grace Rana

CATCHER/INFIELDER (2)

28 Jessica DeLeon

33 Sydney Carithers

INFIELDERS (5)

7	Ashley Archuleta
8	Katherine Brunner
13	Mya Pacheco
20	Emma Bramson
34	Miracle McKenzie

OUTFIELDERS (5)

00	DeNae Vasquez-Dickson
4	Ava Castillo
10	Allie Williams
21	Taylor Morgan
38	Keyannah Chavez

UTILITY (6)

1	Gabrielle Briones
9	Jewels Hanawahine
11	Adelaide Haack
24	Georgia Heathcock
26	Jasmyn Lloyd
27	Hayden Luderer

PITCHER/OUTFIELDER (1)

77 Marina Tinari

HEAD COACH | NICOLE DICKSON

Nicole Dickson enters her third season as head coach of the Lobo softball program in 2024-25. Hired on June 3, 2022, Dickson is the sixth head coach in program history.

In addition to head coach duties, Dickson works with the pitchers and infielders.

The Lobos took significant statistical strides in her first two years in Albuquerque, producing numbers and wins that hadn't been achieved in several years. This past season, the Lobos won in Boise for the first time since 2016 and won against Boise State for the first time since 2021. In addition, the Lobos' sweep of Utah State was the first sweep of a Mountain West opponent since 2016 and the first sweep of the Aggies since 1989; the Lobos earned their first win over UNLV since 2021 and beat Fresno State twice for the series win after having only nine wins total all-time against the Bulldogs entering the season. Statistically, UNM finished with 60 errors with the last time the team finished with 60 or fewer errors was back in 2014. The Lobos had three players earn Mountain West Freshman of the Week awards (McKenna Guest, DeNae Vasquez-Dickson and Katherine Brunner), the second most among MW schools, with the freshmen finishing among the top of the NCAA in several statistical categories. Through the regular season, Guest's 40 appearances tied for fourth in the NCAA, but most among freshmen, and tied for the third most in a season in program history. In addition, her 24 starts tied for the sixth most by a freshman pitcher in the NCAA and her 147.0 innings tied for the 11th most by a freshman pitcher. For Vasquez-Dickson, her 15 sac bunts were the most by a freshman in the NCAA, led the MW and third in the NCAA.

In the last two years, UNM has had five MW Freshmen of the Week, two MW Players of the Week and two MW Pitchers of the Week.

Further, in the last two years, the Lobos stole 77 bases, the most in a two-year span since 2013-14 (85) and turned a combined 41 double plays, the most in a two-year span since 2015-16 (also 41). In the season opener against Tennessee State, Keyannah Chavez finished with three stolen bases, the most for a Lobo in a single game since 2017, and as a team, the Lobos had six stolen bases, the most in a game since 2018. The Lobos beat that mark on Feb. 16 against Marist, stealing seven bases, the most in a single game for the Lobos since 2010.

In her first season, UNM's .299 batting average was the best since 2015 and tied the best average for the program in the last 11 years. The 399 hits and 231 runs scored were the most since 2015 and 2016, respectively, and the 214 RBI and .368 on-base percentage were the highest since 2015. The team's 14 triples were the most in a single season since 2010 and the Lobos' 40 stolen bases were the most since 2013. Defensively, the Lobos led the MW with 22 double plays, the most turned since 2015 and the four shutouts were the most since 2013.

Additionally, UNM jumped in the NCAA rankings from the year prior in eight categories: batting average (a ranking improvement of 86 spots), triples per game (88 spots), stolen bases per game (87 spots), runs (49 spots), on-base percentage (46 spots), slugging percentage (12 spots), shutouts (16 spots) and double plays turned (141 spots). The Lobos ranked 45th in batting average, 27th in double plays per game, 29th in triples per game, 68th in on-base percentage and 88th in slugging percentage.

It didn't take long to see the potential as with UNM's season-opening win over Nicholls, Dickson became just the second Lobo head coach in program history to win in their coaching debut, doing so with the largest margin of victory (12-3 in five innings). Three games later, Dickson and the Lobos made more history, beating No. 19 Oregon State 8-0 in five innings for UNM's first win over a ranked opponent since 2016 and UNM's first run-rule win over a ranked opponent since 2012.

During the season, Dickson guided the Lobos to their first series win over Nevada since 2015, UNM's 8-0 win over SJSU on March 25 was the first shutout against the Spartans since May 8, 2015, and the 12 runs scored against CSU on April 16 were the most runs the Lobos have scored against the Rams since April 15, 2016. In the March 19th win at Utah State, the Lobos finished with 18 hits, 15 runs and struck out 14 Aggies, with the 18 hits the most since 2018 and the 15 runs were the most since 2019. The 15 runs were the most against the Aggies since April 26, 2014, and the 14 strikeouts by Amber Linton were the most in a game by a Lobo since 2013.

Among the conference, UNM had players in the top four in the MW in batting average (Rachael Hathoot second at .396 and Peyton Robinson fourth at .380), two players in the top 5 in the MW in hits (Robinson fourth at 60 and Hathoot fifth at 59), two players in the top 2 in triples (Hathoot first at seven and Ashley Archuleta tied for second at 5) and had two MW Player of the Week, one Pitcher of the Week and two Freshman of the Week honors.

UNM produced two All-Mountain West First Team members in Archuleta and Hathoot, who each had their best seasons in a Lobo uniform.

Hathoot produced her best season as a Lobo with 59 hits, nine doubles, seven triples, 31 RBI, 91 total bases, 12 walks, 38 runs scored, a .396 batting average, .452 on-base percentage and .611 slugging percentage and her seven triples tied for the third most in a single season in program history, last done in 1998. Her 59 hits were more than her freshman and sophomore seasons combined, as were her total bases. Further, she had a career-best 15-game hit streak and career-best 20-game streak of reaching base, while also leading the team with 18 multiple hit games, five games with three hits and had seven multiple RBI games with a career-high five RBI against NMSU. Among the MW, the Lobo led the MW in triples and assists (114), was second in fielding double plays, second in batting average, fifth in hits, eighth in slugging percentage and total bases and ninth in on-base percentage. Archuleta finished with 43 hits, four doubles, five triples (tied for the ninth most in a single season in program history) and three home runs, 25 RBI and 66 total bases, had a .508 slugging percentage, .331 batting average and .401 on-base percentage. She finished her best season as a Lobo in terms of home runs, triples, batting average, slugging percentage and stolen bases.

In the circle, Amber Linton recorded a MW-best 164 strikeouts and set a program record in strikeouts per game at 7.24, besting her own program record of 6.97 she set in 2022. Her 14 complete games doubled her total from the previous year and she also registered 15 games with five or more strikeouts and three games with 10-plus strikeouts, an improvement over last season as well.

Nationally, Hathoot finished 53rd in the NCAA in batting average, fifth in triples and seventh in triples per game, Archuleta finished 28th in triples and 30th in triples per game, Robinson finished 30th in sacrifice bunts and Linton finished 58th in strikeouts.

At the conclusion of the 2024 season, the Lobos added another All-Mountain West First Team selection in Hathoot, with Hathoot becoming just the third two-time first team recipient in program history and one of 13 Lobos all-time to earn multiple MW all-conference postseason awards. On the season, Hathoot carried a career-best 27-game streak of reaching base and a 17-game hitting streak with a career-best 20 multiple hit games. Additionally, she led the Lobos with an overall batting average of .382, 66 hits and 37 runs scored with her 66 hits the most for a Lobo since Mariah Rimmer's 67 in 2016 and the 8th-most hits in a single season in program history.

In Dickson's first two years, the Lobos also cultivated a standard of success in the classroom, producing the two highest GPAs in program history during the 2023-24 academic year after establishing a program record of 3.59 in the fall and besting that with a 3.63 in the spring. Additionally, the Lobos added a 3.58 GPA in the fall of 2024, the third-highest GPA in program history, signifying the last three semesters having been the three highest in program history. In



total, Dickson's last four semesters have produced four of the top-5 highest GPAs in the last 10 years (not including COVID year). In the last five semesters under Dickson, the team GPA has improved from 3.47 to 3.63. The Lobos had a program-record 16 on the Spring 2023 Academic All-Mountain West Team and a program-record 12 named a MW Scholar-Athlete, which improved to a MW- and program-best 20 MW Scholar-Athletes in 2024 and 14 on the Spring 2024 Academic All-Mountain West Team.

"I am excited to have Nicole join the Lobo Family," said Vice President/Director of Athletics Eddie Nuñez at the time of her hire. "She has been highly successful at multiple levels and she has a history of building programs. Her vision for what Lobo Softball can be, and how to build it, is what we need to bring our program to a championship level."

Prior to arriving at UNM, Dickson spent six seasons as the head coach at Stephen F. Austin, with the Ladyjacks surpassing 30 wins in four of five seasons and were on pace for another stellar result in the shortened 2020 season with a 19-4 record. Through her six seasons, Dickson compiled a 169-123 record and was named the 2021 Southland Conference Coach of the Year.

Under her leadership, SFA had 20 all-conference selections, as well as two hitter of the year and pitcher of the year selections, a player of the year and a freshman of the year.

"I am grateful for the opportunity to join UNM Athletics," Dickson stated upon her selection as the new Lobo head coach. "I really value, and aligned with, the core values and vision for the program. Both Eddie Nuñez and Deputy A.D. for External Affairs Dave Williams are all in, and are willing to support the student-athletes to have a quality experience and want to see softball be successful. I loved the community and coaches and the beautiful campus sells itself."

"I am excited to work with the student-athletes and develop a competitive, hard-working culture focused on getting better every day. The goal is to compete for championships and represent the campus and community positively on and off the field."

In her last season at SFA, the Ladyjacks went 18-6 in conference play and 31-27 overall, winning the Southwest Division and advancing to the WAC Tournament final as the No. 2 seed. The Ladyjacks had three players make the All-WAC team with Cassidy Wilbur claiming Pitcher of the Year. Wilbur struck out a conference-best 219 batters, holding the opposition to a .211 batting average while recording a WAC-high 37 appearances and tying the WAC lead in wins with 19. In her 18 complete games, she recorded a conference-high six shutouts.

Prior to that, the Ladyjacks won their second Southland Conference regular season title in 2021 with a 35-12 overall and 25-2 conference record, resulting in Dickson being selected Coach of the Year.

As a result of Dickson's and the Ladyjacks' success, three players were named to the 2021 NFCA All-Region Division I teams, with two first team selections and a third team selection. In addition, under her guidance, SFA had seven named to the all-conference teams that included the Southland Conference's Pitcher of the Year, Hitter of the Year and Player of the Year. Wilbur was also named Southland Conference Pitcher and Player of the Year in the league, the first time a Ladyjack has collected both honors simultaneously, as well as named a JWOS All-American Second Team.

Further, in 2021, the program set three program records. SFA's 25 league wins and just two conference losses were a program best, with the team setting another program record with 18 consecutive wins.

In the shortened 2020 season, Dickson and the Ladyjacks went 19-4 and set a program record with a then-13 consecutive wins with a NCAA Division I best nine true road wins. In the 2019, SFA went 36-23, compiling wins over Power Five programs Illinois, Mississippi State, Indiana and Baylor.

Before taking the helm at SFA, Dickson gained experience as the head coach at Tyler Junior College (2013-16) and a spent a year as the head coach at Paris Junior College (2012-13). Dickson got her start in coaching as a graduate assistant at Hardin-Simmons in 2008 before getting her first coaching job as an assistant coach at Howard College in 2010.

Dickson earned a B.S. in health and physical education from Eastern New Mexico in 2008 and earned a master's in sports management and kinesiology from Hardin-Simmons in 2009.

COACH DICKSON ALL-TIME RECORDS

OPPONENT	Series	H	A	N
Abilene Christian	8-11	2-4	7-7	
Arizona State	0-1		0-1	
Arkansas-Pine Bluff	1-0			1-0
Austin Peay	1-0			1-0
Baylor	1-0	0-1	1-2	
Belmont	1-0			1-0
Boise State	1-0	0-3	1-2	
Bowling Green	0-1			0-1
Buffalo	3-0			3-0
Butler	1-1			1-1
Cal	0-1			0-1
Cal State Bakersfield	2-0	2-0		
Central Arkansas	6-6	2-1	4-4	
Charlotte	1-0			1-0
Chattanooga	0-1			0-1
Cleveland State	1-3			0-1
Colorado State	1-1		0-2	
Coppin State	1-0			1-0
Creighton	1-0			1-0
Drake	1-0			1-0
Evansville	0-1			0-1
Fresno State	2-4	2-1	0-3	
Georgia State	1-0			0-1
Grambling State	1-0			1-0
Grand Canyon	1-3		0-2	1-2
Hawaii	1-1		1-1	
Hofstra	1-0			1-0
Houston	2-2		0-2	1-0
Houston Baptist	10-3	7-2	3-0	0-1
Illinois	1-0			1-0
Illinois State	0-1			0-1
Incarnate Word	1-1	2-1	9-0	
Indiana	1-0			1-0
Jackson State	3-0	1-0		2-0
Jacksonville	1-1			1-1
Jacksonville St.	1-0			1-0
Kansas	0-3			0-3
Kent State	1-0			1-0
Lamar	15-6	7-5	8-1	
Louisiana	0-3		0-3	
Louisiana-Monroe	6-3	1-1	4-2	1-0
LSU	10-6	2-1	0-6	
Louisiana Tech	1-4	2-1	0-2	0-1
Manhattan	1-0			1-0
Marist	2-0			2-0
Marshall	1-0			1-0
McNeese	4-10	4-3	0-5	0-2
Memphis	2-0			1-0
Middle Tennessee	4-0	1-0		3-0
Minnesota	0-1			0-1
Mississippi State	1-3		1-3	
Mississippi Valley	2-1			2-1
Missouri	0-1		0-1	
Missouri State	1-5		0-1	1-4
Montana	1-0			1-0
Nebraska	0-2			0-2
Nevada	2-4	2-1	0-3	
New Mexico	2-0			2-0
New Mexico State	1-4	1-1	0-3	
Nicholls	5-5	4-2	1-3	
North Texas	0-6		0-6	
Northern Iowa	2-0			2-0
Northwestern State	6-3	6-3	1-0	1-0
Oklahoma State	0-3			0-1
Ole Miss	0-3		0-3	
Oregon	0-1			0-1
Oregon State	1-1			1-1
Pacific	0-1			0-1
Pitt	0-1			0-1
Prairie View	6-0	2-0	4-0	
Purdue	2-0			2-0
Sam Houston State	13-6	5-1	8-4	0-1
San Diego State	0-5	0-2	0-3	
San José State	0-3	2-1	1-2	
Santa Clara	0-1			0-1
Seattle	2-0			2-0
South Alabama	2-3		2-3	
South Dakota State	0-1			0-1
Southeastern La.	1-3		1-2	0-1
Southern	3-0			3-0
Southern Illinois	0-1			0-1
Southern Miss	1-1		1-1	
Stephen F. Austin	1-1			1-1
Syracuse	0-1			0-1
Tarleton State	6-2	2-1	3-0	1-1
Tennessee State	1-0			1-0
Tennessee Tech	1-1			1-1
Texas Arlington	2-3	1-1	1-2	
Texas A&M	0-5		0-5	
Texas A&M-CC	8-1	3-0	5-1	
Texas Southern	8-0	3-0	4-0	1-0
Texas Tech	0-7	0-1	0-4	0-2
Toledo	1-0			1-0
UConn	0-1			0-1
UMKC	0-2			0-2
UNLV	1-4	1-2	0-2	
USC Upstate	0-1			0-1
UTEP	2-3	2-1	0-2	
Utah State	4-2	3-0	1-2	
UT Martin	1-0			1-0
Valparaiso	1-0			1-0
Washington	0-1			0-1
Western Kentucky	0-2			0-2
Western Michigan	3-0			3-0
TOTAL	204-192	73-41	72-101	59-50

YEAR-BY-YEAR

YEAR	SCHOOL	OVERALL	CONFERENCE
2024	New Mexico	16-38 (.296)	8-14 (.364)
2023	New Mexico	19-31 (.380)	6-16 (.273)
2022	Stephen F. Austin	31-27 (.534)	18-6 (.750)
2021	Stephen F. Austin	35-12 (.745)	25-2 (.926)
2020	Stephen F. Austin	19-4 (.826)	3-0 (1.000)
2019	Stephen F. Austin	36-23 (.610)	18-9 (.667)
2018	Stephen F. Austin	31-24 (.564)	18-9 (.667)
2017	Stephen F. Austin	17-33 (.340)	9-15 (.375)
2016	Tyler JC	60-6 (.909)	27-1 (.964)
2015	Tyler JC	39-18 (.684)	18-10 (.643)
2014	Tyler JC	Hired to start softball program	
2013	Paris JC		
2012	Paris JC		

COACHING HISTORY

2017-22: Stephen F. Austin, Head Coach
 2013-16: Tyler Junior College, Head Coach
 2012-13: Paris Junior College, Head Coach
 2010-12: Howard College, Assistant Coach
 2008-09: Hardin-Simmons, Graduate Assistant

COACH DICKSON UNM RECORDS

OPPONENT	Series	H	A	N
Abilene Christian	0-2			0-2
Arizona State	0-1			0-1
Boise State	1-5	0-3	1-2	
Buffalo	3-0			3-0
Cal	0-1			0-1
Cal State Bakersfield	2-0	2-0		
Charlotte	1-0			1-0
Chattanooga	0-1			0-1
Cleveland State	0-1			0-1
Colorado State	1-3	1-1	0-2	
Creighton	1-0			1-0
Fresno State	2-4	2-1	0-3	
Grand Canyon	0-2		0-2	
Hawaii	1-1		1-1	
Houston	1-0			1-0
Houston Christian	0-1			0-1
Louisiana	0-1		0-1	
LSU	0-2		0-2	
Manhattan	1-0			1-0
Marist	2-0			2-0
McNeese	0-1		0-1	
Minnesota	0-1			0-1
Montana	1-0			1-0
Nebraska	0-2			0-2
Nevada	2-4	2-1	0-3	
New Mexico State	1-4	1-1	0-3	
Nicholls	1-0		1-0	
North Texas	0-2		0-2	
Oklahoma State	0-1			0-1
Oregon State	1-1			1-1
Pacific	0-1			0-1
San Diego State	0-5	0-2	0-3	
San José State	3-3	2-1	1-2	
Santa Clara	0-1			0-1
Stephen F. Austin	1-1			1-1
Tennessee State	1-0			1-0
Texas Tech	0-6	0-1	0-4	0-1
Toledo	1-0			1-0
UConn	0-1			0-1
UNLV	1-4	1-2	0-2	
Utah State	4-2	3-0	1-2	
UTEP	2-3	2-1	0-2	
Washington	0-1			0-1
TOTAL	35-69	16-14	5-40	14-15

RANKED WINS AT UNM

No. 19 Oregon State 8-0 (5) 2/11/23

OVERALL RANKED WINS

No. 16 Indiana 1-0 3/1/19
 No. 24 Mississippi St. 1-0 2/10/19
 No. 25 Illinois 7-2 2/23/19
 No. 19 Oregon State 8-0 (5) 2/11/23

ASSISTANT COACH | MORGAN SPEARMAN



Morgan Spearman enters her third season as an assistant coach with the Lobos in 2024-25 after joining the program in June 2022. Spearman's primary responsibilities are overseeing the hitting and working with the outfielders.

The Lobos took significant statistical strides in the first two years, producing numbers and wins that hadn't been achieved in several years. This past season, the Lobos won in Boise for the first time since 2016 and won against Boise State for the first time since 2021. In addition, the Lobos' sweep of Utah State was the first sweep of a Mountain West opponent since 2016 and the first sweep of the Aggies since 1989; the Lobos earned their first win over UNLV since 2021 and beat Fresno State twice for the series win after having only nine wins total all-time against the Bulldogs entering the season. The Lobos had three players earn Mountain West Freshman of the Week awards (McKenna Guest, DeNae Vasquez-Dickson and Katherine Brunner), the second most among MW schools, with Vasquez-Dickson's 15 sac bunts the most by a freshman in the NCAA, led the MW and third in the NCAA.

In her first year working with the hitters, Spearman guided the Lobos to results that hadn't been achieved in several years. UNM's .299 batting average was the best since 2015 and tied the best average for the program in the last 11 years. The 399 hits and 231 runs scored were the most since 2015 and 2016, respectively, and the 214 RBI and .368 on-base percentage were the highest since 2015. The team's 14 triples were the most in a single season since 2010 and the Lobos made improvements in batting average, on-base percentage, runs scored, hits, and slugging percentage.

Additionally, UNM jumped in the NCAA rankings offensively from a season ago in: batting average (a ranking improvement of 86 spots), triples per game (88 spots), stolen bases per game (87 spots), runs (49 spots), on-base percentage (46 spots), slugging percentage (12 spots). The Lobos ranked 45th in batting average, 29th in triples per game, 68th in on-base percentage and 88th in slugging percentage.

Among the conference, UNM had players in the top four in the MW in batting average (Rachael Hathoot second at .396 and Peyton Robinson fourth at .380), two players in the top 5 in MW in hits (Robinson fourth at 60 and Hathoot fifth at 59) and two players in the top 2 in triples (Hathoot first at seven and Ashley Archuleta tied for second at 5).

Hathoot produced her best season as a Lobo with 59 hits, nine doubles, seven triples, 31 RBI, 91 total bases, 12 walks, 38 runs scored, a .396 batting average, .452 on-base percentage and .611 slugging percentage and her seven triples tied for the third most in a single season in program history, last done in 1998. Her 59 hits were more than her freshman and sophomore seasons combined, as were her total bases. Archuleta finished with 43 hits, four doubles, five triples (tied for the ninth most in a single season in program history) and three home runs, 25 RBI and 66 total bases, had a .508 slugging percentage, .331 batting average and .401 on-base percentage. She finished her best season as a Lobo in terms of home runs, triples, batting average, slugging percentage and stolen bases.

Nationally, Hathoot finished 53rd in the NCAA in batting average, fifth in triples and seventh in triples per game, Archuleta finished 28th in triples and 30th in triples per game and Robinson finished 30th in sacrifice bunts.

Hathoot improved on that in the most recent season, carrying a career-best 27-game streak of reaching base and a 17-game hitting streak with a career-best 20 multiple hit games. Additionally, she led the Lobos with an overall batting average of .382, 66 hits and 37 runs scored with her 66 hits the most for a Lobo since Mariah Rimmer's 67 in 2016 and the 8th-most hits in a single season in program history.

"We have worked together for five years now and balance each other well," stated Dickson at the time of Spearman joining the coaching staff. "Her strengths include player development and teaching the game, with an incredible work ethic and task efficiency, and preparation with scouting and practice plans. I'm excited to have her join UNM Softball."

"First off, I want to thank Coach Dickson for this opportunity to come to The University of New Mexico with her," commented Spearman. "Working alongside Coach Dickson these last five years has been nothing but enjoyment. What I love most about working with her is the winning mindset and culture she brings."

"I am looking forward to getting on campus and starting to work with this program and awesome administration. Lastly, thank you Eddie Nuñez and David Williams for this opportunity as well. Go Lobos."

Working with Dickson, Spearman was instrumental to the Ladyjacks' success in winning the Southland Conference in 2021 and the WAC Southwest Division in 2022 and in accumulating 30-plus wins in four of the past five seasons. Working with the hitters, Spearman developed the 2021 Southland Hitter of the Year along with three named to the All-Southland First Team, two placed on the All-Southland Second Team and one on the All-Southland Third Team in 2021. This past year, Spearman helped two players earn All-WAC Second Team honors.

During her time at SFA, the Ladyjacks had two hitter of the year selections.

Previous to serving as the assistant coach at SFA, Spearman was an assistant coach at Eastern New Mexico from 2016-17 and was a graduate assistant at her alma mater, Angelo State, from 2014-16.

Spearman played collegiately at Angelo State from 2011-14, earning All-America honors in 2013 and 2014. Further, she was named to the first team all-region and a NFCA Third Team All-American in 2013 and in 2014, was named to the NFCA All-America First Team and named the Division II Softball Player of the Year Honda Cup Award winner. An outfielder, Spearman was the Lone Star Conference Player of the Year in 2014, and broke Angelo State and Lone Star Conference single-season records her senior season after hitting .506.

ASSISTANT COACH | SOPHIE HANNABAS



Sophie Hannabas enters her second season at New Mexico after joining the program in July 2023. In her role, Hannabas works with the pitchers and as the team sports coordinator, handling director of operations duties.

Prior to coming to UNM, Hannabas played collegiately at Stephen F. Austin and Southeastern Louisiana, appearing in 41 games with 20 starts in two years at SFA and in 56 games with 26 starts in three years at Southeastern Louisiana.

During her three years at Southeastern Louisiana, she threw a combined 147.4 innings with 69 strikeouts, a .323 opposing batting average, and allowed eight home runs while throwing one no-hitter. Academically, Hannabas was named to the 2020 Spring Southland Conference Commissioner's Honor Roll and 2019 Spring Southland Conference Commissioner's Honor Roll, and on the field, was named Louisiana Pitcher of the Week in 2019.

In 2021, she transferred to SFA to play under head coach Nicole Dickson, and through her two seasons with the Lumberjacks, combined for 101.3 innings with 63 strikeouts, a .331 opposing batting average, and allowed 10 home runs, with SFA winning the WAC Conference in 2022.

Hannabas graduated from Stephen F. Austin in 2023 with a Bachelor of Business Administration in finance.

ASSISTANT COACH | MACKENZIE BENNETT



Mackenzie Bennett begins her first season at New Mexico after joining the coaching staff in July 2024 and will work with the catchers and serve as a secondary hitting coach in her role with the Lobos.

Bennett joins the Lobos after spending the past season as a graduate assistant at Stephen F. Austin, where she worked with the catchers, following her collegiate career at SFA. The new assistant coach has ties to the entire UNM coaching staff as Bennett played for head coach Nicole Dickson and assistant coach Morgan Spearman at SFA from 2019-22 and played with assistant coach Sophie Hannabas in 2022 and 2023.

During her five years with the Lumberjacks, Bennett played in 164 games with 136 starts and finished with 139 hits, 31 doubles, two triples and 25 home runs, along with 101 RBI and hit .330, with a .591 slugging percentage and .387 on-base percentage. Of her 164 games, she recorded multiple hits in 42 of the games and multiple RBI in 33 and twice carried a 10-game hitting streak (in 2021 and 2022) as well as a 17-game streak of reaching base in 2021.

In her final season, she led the team at the plate behind a .367 batting average, 14 doubles and 49 RBI and was second on the team with 12 home runs and a .686 slugging percentage.

Bennett received several accolades at SFA, named to the All-Southland First Team in 2021 and the All-WAC First Team in 2023 in addition to being named to the Southland All-Tournament Team in 2021 and the WAC All-Tournament Team in 2022. She was twice named hitter of the week (Southland in 2022 and WAC in 2023) and was selected as the team MVP following the 2023 season. The Lumberjacks won the regular season twice during her time in Nacogdoches, first in the Southland in 2021 and won the Southwest division of the WAC in 2022.

Bennett earned her B.S. in kinesiology and went on to earn her MIS in interdisciplinary studies from Stephen F. Austin.



SENIORS




JUNIORS



SOPHOMORES



FRESHMEN



00 DeNAE
VASQUEZ-DICKSON

CLASS Sophomore
HT 5-4
POSITION OF
B/T L/L
HOMETOWN Grapevine, Texas
HIGH SCHOOL Colleyville Heritage HS
MAJOR Exercise Science

CAREER BESTS
H: 3, Fresno State, 5-2-24
2B: 1, 6x, last: Fresno State, 5-2-24
3B:
HR: 1, 3x, last: Utah State, 4-19-24
TB: 4, 4x, last: Fresno State, 5-2-24
RBI: 2, 7x, last: Fresno St., 5-2-24
R: 2, 2x, last: UNLV, 3-22-24
BB: 1, 7x, last: Boise St., 4-26-24
K: 2, Boise State, 4-26-24
SB: 1, 5x, last: Boise State, 4-27-24

NOTES

- Played in 53 games with 46 starts: 29 starts in center field, 12 in left field and 5 in right
- MW Freshman of the Week on May 6
- Finished 6th last year in the NCAA in sac bunts per game (.28)

FRESHMAN (2024): Played in 53 games with 46 starts... made 29 starts in center field, 12 in left field and five in right... finished the season with a three-game hitting streak... led the team with 15 sac bunts, which led the Mountain West, was tied for third in runs scored (19), third in doubles (six), fourth in RBI (18) and stolen bases (five) and fifth in slugging percentage (.348) and total bases (47)... finished with four multi-hit games (three with two and one with three) and seven multi-RBI games (all with two RBI)... was 3-5 with bases loaded, 10-39 with runners in scoring position, 5-8 with runners on third and less than two outs and 45-84 successfully advancing runners... first start came against UTEP on Feb. 14 and first collegiate hit came in the second game against UTEP on Feb. 14... named MW Freshman of the Week on May 6.

HIGH SCHOOL: Graduated from Colleyville Heritage High School... named all-district MVP.

CLUB: Played for Glory Adkins Gold 18U.


PERSONAL: Birthday is Sept. 24... born in Carrollton, Texas ... parents are Michele Vasquez and Kareem Dickson ... has two siblings, Dewayne and DeShaunn... majoring in exercise science.

ON WHY UNM: "I love the players and the coaches and it is a place I would love to be for four years!"



CAREER STATISTICS

SEASON	GP	GS	AVG.	AB	R	H	2B	3B	HR	RBI	TB	SLG%	BB	SO	HBP	OB%	SF	SH	SB-SA	PO	A	E	FLD%
2024	53	46	.237	135	19	32	6	0	3	18	47	.348	7	19	2	.285	0	15	5-7	83	4	1	.989
TOTAL	53	46	.237	135	19	32	6	0	3	18	47	.348	7	19	2	.285	0	15	5-7	83	4	1	.989



1 GABRIELLE BRIONES

CLASS RS-Senior
HT 5-8
POSITION INF
B/T R/R
HOMETOWN Albuquerque, N.M.
HIGH SCHOOL La Cueva HS
MAJOR Project Management

CAREER BESTS
H: 1, 5x, last: San Diego St., 4-3-24
2B: 1, 2x, last: San Diego St., 4-3-24
3B:
HR:
TB: 2, 2x, last: San Diego St., 4-3-24
RBI:
R: 1, 2x, last: San Diego St., 4-3-24
BB: 1, Utah State., 4-21-24
HBP:

NOTES

- First collegiate hit came in her first at-bat against Cal on Feb. 10
- First start came against Louisiana on Feb. 11
- Started 2 games at second, 2 at third and 1 game as the designated player


FRESHMAN (2024): Appeared in 18 games with five starts... started two games at second, two at third and one game as the designated player... first collegiate hit came in her first at-bat against Cal on Feb. 10 and first start came against Louisiana on Feb. 11... named an Easton/NFCA All-America Scholar-Athlete... named a MW Scholar-Athlete.

HIGH SCHOOL: Graduated from North Mesquite High School... named the 2022 District 10-6A Defensive Player of the Year, 2022 North Mesquite High School Stallion Softball Player of the Year and won the North Mesquite High School Stallion Softball 2022-23 Year Letterman Award... was named the 2021 District 10-6A Offensive Player of the Year and earned all-state in the 2020-21 season... academically, she was named 2022 District 10-6A Academic All-District... also earned all-district in volleyball in 2019-20... member of the National Honor Society, the MISD National Hispanic Recognition Program and the Mesquite Rotary Club Student Recognition Program.

CLUB: Played club ball for Texas Glory, where the team was the Super Cup Stage 1 2023 AFCS Qualifier pool winner... placed fifth at the 2022 18U TFL Summer Championship and the 18U Top Club Nationals.

PERSONAL: Birthday is Sept. 6... born in Mesquite, Texas ... parents are Ruby Mireles and Daniel Briones ... has one sibling, Daniel ... majoring in criminology.

ON WHY UNM: "I chose UNM mostly because of the amazing coaches, but as soon as I visited the campus, I realized this is where I wanted to spend the next four years of my life. The atmosphere here is nothing like any other college- everyone is here to support everyone and that is beautiful to see. Also, the chemistry the softball team has, especially in welcoming newcomers, is heartwarming and I cannot wait to experience it!"



CAREER STATISTICS

SEASON	GP	GS	AVG.	AB	R	H	2B	3B	HR	RBI	TB	SLG%	BB	SO	HBP	OB%	SF	SH	SB-SA	PO	A	E	FLD%
2024	18	5	.217	23	2	5	2	0	0	0	7	.304	1	5	0	.250	0	1	1-1	5	7	0	1.000
TOTAL	18	5	.217	23	2	5	2	0	0	0	7	.304	1	5	0	.250	0	1	1-1	5	7	0	1.000



5 LEXI ATCITY

CLASS RS-Sophomore
HT 6-0
POSITION P
B/T L/L
HOMETOWN Lehi, Utah
LAST SCHOOL BYU
MAJOR Accounting

CAREER BESTS

IP:
BB:
K:
BF:
PO:
A:
FHA:
FBBA:

NOTES

- Did not appear in a game in her 2 years at BYU
- Spent 18 months on a mission trip
- Member of the Navajo tribe

REDSHIRT FRESHMAN (at BYU, 2022): Did not appear in a game... made the WCC Commissioner's Honor Roll Gold Honors.

FRESHMAN (at BYU, 2021): Redshirted... made the WCC Commissioner's Honor Roll Gold Honors.

HIGH SCHOOL: Graduated from Skyridge High School... four-year High Honor Roll member, academic all-state and Chief Manuelito Scholarship recipient... earned First and Second Team All-State and All-Valley Team... member of the National Honor Society... also played basketball, where she was a team captain.

CLUB: Played for Firecrackers - UT Rollin.

PERSONAL: Birthday is Aug. 17... born in Provo, Utah... parents are Leon and Wendy Atcitty... has four siblings: Alannah, Aliyah, Ayden and Alyssa... member of the Navajo tribe... coached Native American girls on the Navajo reservation... spent 18 months on a mission trip on the border of southern Texas speaking Spanish... liberal arts and integrative studies major.

ON WHY UNM: "To be closer to the strong, beautiful and resilient people of the southwest who represent my culture so well. I love the coaches, their winning culture and the love they have for their players."



CAREER STATISTICS

SEASON	GS	APP	CG	W-L	ERA	SHO	SV	IP	H	R	ER	BB	SO	2B	3B	HR	BF	NP-STK	WP	HBP	PO	A	E	FLD%
2021	DID NOT PLAY																							
2022	DID NOT PLAY																							
TOTAL																								



7 ASHLEY ARCHULETA

CLASS Senior
HT 5-4
POSITION INF
B/T L/R
HOMETOWN Rio Rancho, N.M.
HIGH SCHOOL Cleveland HS
MAJOR Biochemistry

CAREER BESTS

H: 4, UNLV, 3-22-24
2B: 2, NMSU, 3-8-22
3B: 1, 7x, last: Toledo, 3-2-24
HR: 2, Fresno State, 4-15-22
TB: 8, Fresno State, 4-15-22
RBI: 4, Fresno State, 4-15-22
R: 2, 14x, last: Boise State, 4-26-24
BB: 3, Nevada, 4-23-22
K: 3, at LSU, 2-10-23
HBP: 2, UTEP, 2-24-22
SB: 2, Tennessee State, 2-9-24

NOTES

- MW All-Conference First Team (2022 and 2023)
- Academic All-MW (2022, 2023, 2024)
- Started all 53 games, 51 at 2B, 1 at SS, 1 at DP as a freshman
- Started at 2B in 45 games as a sophomore and 45 games at 2B and 3 as DP as a junior

JUNIOR (2024): Played in 49 games with 48 starts... started 45 games at second, three games as designated player... finished with six multi-hit games (four with two, one with three and one with four) and three multi-RBI games (all two RBI)... went a career-best 4-4 against UNLV on March 22... second on the team in walks (13), tied for second in triples (one), third in on-base percentage (.331) and RBI (19), tied for third in runs scored (19), fourth in hits (34), total bases (49) and slugging percentage (.360), fifth in batting average (.250)... led the team in stolen bases (seven) and tied for the team high in doubles (seven)... tied for 14th in the MW in stolen bases... was 7-7 with runners on third and less than two outs... named to the Academic All-MW Team.

SOPHOMORE (2023): Played in 47 games with 45 starts at second base... finished with 43 hits, four doubles, five triples and three home runs, 25 RBI and 66 total bases... had a .508 slugging percentage, .331 batting average and .401 on-base percentage... five triples were tied for the the ninth most in a single season in program history... best season as a Lobo in terms of home runs, triples, batting average, slugging percentage and stolen bases... finished the season on a 10-game hitting streak... had 13 games with multiple hits and eight games with multiple RBI... in MW games, was second in hits (31), fifth in batting average (.437), sixth in slugging % (.676), 10th in on-base % (.481)... named to the All-MW First Team, becoming the first two-time first team all-conference player for UNM since Brandi Heimburg (2014 and 2015)... named to the MW All-Academic Team.


FRESHMAN (2022): Started all 53 games, playing 51 games at second ... recorded 56 hits on the season, with nine doubles, one triple and two home runs... reached base on 20 walks and had one stolen base... accounted for 21 RBI... third on the team in batting average (.326), slugging percentage (.424), on-base percentage (.405) and walks ... second on the team in total bases (73), hits and doubles... led off in 29 games and hit second in 21 games... season-high four RBI on two home runs on April 15 against Fresno State ... posted 15 multiple hit games (12 with two hits, 3 with three hits) and five multiple RBI games... had a 13-game hitting streak and ended the season on a four-game hitting streak, as well as a 22-game streak of reaching base... selected to the All-Conference First Team...named to the Academic All-MW Team.

HIGH SCHOOL: Graduated from Cleveland HS in 2021 ... softball letterwinner and cheered at the varsity level for two years ... led Cleveland to the 5A state title her

senior season ... member of the honor roll all four years ... four-time second team all-district ... named academic all-district all four years.

CLUB: Played for the TX Bombers 18U National Gold- Carp.

PERSONAL: Birthday is Sept. 30... born in Rio Rancho ... parents are Tammi and Adam Archuleta ... has one sibling, Amber ... mother graduated from the school of nursing at UNM ... majoring in biochemistry.



CAREER STATISTICS

SEASON	GP	GS	AVG.	AB	R	H	2B	3B	HR	RBI	TB	SLG%	BB	SO	HBP	OB%	SF	SH	SB-SA	PO	A	E	FLD%
2022	53	53	.326	172	29	56	9	1	2	21	73	.424	20	36	3	.405	0	1	1-1	87	100	15	.926
2023	47	45	.331	130	22	43	4	5	3	25	66	.508	16	25	0	.401	1	2	2-2	82	89	9	.950
2024	49	48	.250	136	19	34	7	1	2	19	49	.360	13	29	4	.331	1	0	7-8	85	58	7	.953
TOTAL	149	146	.304	438	70	133	20	7	7	65	188	.429	49	90	7	.381	2	3	10-11	254	247	31	.942



8 KATHERINE BRUNNER

CLASS Sophomore
HT 5-7
POSITION INF
B/T R/R
HOMETOWN Katy, Texas
HIGH SCHOOL James E. Taylor HS
MAJOR Bus. Administration

CAREER BESTS

H: 3, Marist, 2-16-24
2B: 1, 4x, last: Utah State, 4-19-24
3B:
HR: 1, 2x, last: Utah State, 4-19-24
TB: 6, Utah State, 4-19-24
RBI: 3, 2x, last: Utah State, 4-21-24
R: 2, Utah State, 4-19-24
BB: 2, 2x, last: UConn, 3-8-24
K: 2, 4x, last: Boise State, 4-26-24
HBP: 1, UTEP, 2-14-24
SB: 1, Tennessee State, 2-9-24

NOTES

- Named MW Freshman of the Week on April 22
- 44 starts with 25 at DP, 12 at 3B and 7 at 2B

FRESHMAN (2024): Played in 49 games with 44 starts... started 25 games as the designated player, 12 games at third and seven games at second... first collegiate start came in the season opener on Feb. 9 against Tennessee State, where she also recorded her first hit... went 3-5 with three RBI in Feb. 16 games against Marist... fifth on the team in RBI (17)... five games with multiple hits (four with two and one with three) and four games with multiple RBI (two with two and two with three)... named MW Freshman of the Week on April 22... named to the Academic All-MW Team... named a MW Scholar-Athlete.

HIGH SCHOOL: Graduated from James E. Taylor High School... earned first team all-district her junior year and second team all-district her sophomore year... also lettered in basketball.

CLUB: Played for the Bombers, the Lady Dukes and Prolific.

PERSONAL: Birthday is Dec. 6... born in Houston, Texas ... parents are David and Suzanne Brunner ... has one sibling, Zachary ... majoring in business administration.

ON WHY UNM: "As soon as I stepped on campus, the coaches made it feel like home right away and the girls are amazing. I'm also excited for the change of scenery. I'm so excited to call this place home for the next four years."



CAREER STATISTICS

SEASON	GP	GS	AVG.	AB	R	H	2B	3B	HR	RBI	TB	SLG%	BB	SO	HBP	OB%	SF	SH	SB-SA	PO	A	E	FLD%
2024	49	44	.224	116	6	26	4	0	2	17	36	.310	8	25	1	.276	2	1	1-1	33	18	3	.944
TOTAL	49	44	.224	116	6	26	4	0	2	17	36	.310	8	25	1	.276	2	1	1-1	33	18	3	.944



9

JEWELS
HANAWAHINE

CLASS Sophomore
HT 5-9
POSITION UTIL
B/T R/R
HOMETOWN Waimanalo, Hawaii
HIGH SCHOOL Kamehameha Kapalama
MAJOR Bus. administration

CAREER BESTS

H: 1, Texas Tech, 2-28-24
2B:
3B:
HR:
TB: 1, Texas Tech, 2-28-24
RBI:
R:
BB:
K: 1, 3x, last: Fresno State, 5-3-24
HBP:
SB:

NOTES

•First collegiate hit came against Texas Tech on Feb. 28

FRESHMAN (2024): Appeared in four games... first collegiate hit came against Texas Tech on Feb. 28... named a MW Scholar-Athlete.

HIGH SCHOOL: Graduated from Kamehameha Kapalama... four-year starter on the varsity team.

CLUB: Played for Firecrackers Rico 18U, Firecrackers Brasher Smith and Firecrackers Hawaii... won the Alliance Supercup and finished third at the Alliance 18U Nationals.

PERSONAL: Birthday is Feb. 9... born in Honolulu, Hawaii... parents are Jana and Jason Hanawahine... has two siblings, Jayna and Jayce... majoring in business administration.

ON WHY UNM: “ I chose UNM because of the atmosphere set by the coaches and athletic staff. They are building a program with a champion mindset and I wanted to be a part of the bright future of UNM Softball.”



CAREER STATISTICS

SEASON	GP	GS	AVG.	AB	R	H	2B	3B	HR	RBI	TB	SLG%	BB	SO	HBP	OB%	SF	SH	SB-SA	PO	A	E	FLD%
2024	4	0	.250	4	0	1	0	0	0	0	1	.250	0	3	0	.250	0	0	0-0	0	0	0	.000
TOTAL	4	0	.250	4	0	1	0	0	0	0	1	.250	0	3	0	.250	0	0	0-0	0	0	0	.000



16 BROOKE UMALI

CLASS Sophomore
HT 5-3
POSITION P
B/T L/L
HOMETOWN Burlingame, Calif.
HIGH SCHOOL Aragon HS
MAJOR Bus. Administration

CAREER BESTS

IP: 5.0 San Diego State, 4-3-24
BB: 0, 7x, last: Utah State, 4-20-24
K: 3, Boise State, 4-28-24
BF: 20, San Diego State, 4-3-24
PO: 1, Montana, 3-1-24
A: 2, 2x, last: UNLV, 3-23-24
FHA: 1, Boise State, 4-28-24
FBBA: 1, 2x, last: Montana, 3-1-24
 FHA= Fewest hits allowed (3.0 IP min.)
 FBBA= Fewest walks allowed (3.0 IP min.)

NOTES

- Appeared in 19 games with 4 starts
- 7 games with a strikeout, 6 games with multiple strikeouts

FRESHMAN (2024): Appeared in 19 games with four starts... first collegiate start came against Montana on March 1... threw 29.0 innings and finished with 14 strikeouts... seven games with a strikeout, six games with multiple strikeouts... season-high three strikeouts against Boise State on April 28... pitched a scoreless 2.2 innings against UConn on March 8, not allowing a hit or walk and striking out two... pitched a season-high 5.0 innings against San Diego State and allowed one run on three hits with two strikeouts, facing a season-high 20 batters... named an Easton/NFCA All-America Scholar-Athlete... named to the Academic All-MW Team... named a MW Scholar-Athlete.

HIGH SCHOOL: Graduated from Aragon High School... four-year player on the varsity team... had her best season in the circle as a junior, throwing 77.2 innings and striking out 101 batters to just 15 walks and carried a 1.17 ERA... threw 145.2 innings in 36 appearances with 172 strikeouts and an ERA of 2.26... team won consecutive PAL championships in 2020-21 and 2021-22 and individually, she was named to the First Team All-American League in 2022.

CLUB: Played for Warrior Academy... 2022 TCS National Summer Champs and 2022 OnDeck Organizational Champs.


PERSONAL: Birthday is July 16 ... born in Tarzana, Calif. ... parents are Kimberly Umali and Darrell Anthony... has one sibling, Chloe ... majoring in business administration.

ON WHY UNM: "I'd never had a real dream school until I came to UNM."



CAREER STATISTICS

SEASON	GS	APP	CG	W-L	ERA	SHO	SV	IP	H	R	ER	BB	SO	2B	3B	HR	BF	NP-STK	WP	HBP	PO	A	E	FLD%
2024	4	19	0	0-0	6.28	0	0	29.0	37	29	26	13	14	5	3	10	137	523-304	1	1	1	7	0	1.000
TOTAL	4	19	0	0-0	6.28	0	0	29.0	37	29	26	13	14	5	3	10	137	523-304	1	1	1	7	0	1.000



18 GRACE RANA

CLASS Junior
HT 5-6
POSITION C
B/T R/R
HOMETOWN Queen Creek, Ariz.
HIGH SCHOOL Queen Creek HS
MAJOR Psychology

CAREER BESTS
H: 1, ACU, 2-18-24
2B:
HR:
TB: 1, ACU, 2-18-24
RBI: 1, Marist, 2-16-24
R: 1, 6x, last: Nevada, 4-28-23
BB: 1, Marist, 2-18-24
K: 1, 2x, last: Texas Tech, 3-12-24
SF:
SB: 1, Oregon State, 2-11-23

NOTES

- First career start against Marist on Feb. 16, 2024
- First career hit was at ACU Feb. 18, 2024
- 6 starts with 5 at C, 1 at DP
- Appeared in 20 games, primarily as a pinch runner as a freshman
- MW Scholar-Athlete & Academic All-MW Team (2023)
- Named an Easton/NFCA All-America Scholar-Athlete (2023, 2024)

SOPHOMORE (2024): Played in 12 games with six starts... started five games at catcher, one game as the designated player... pinch hit in two games, entered to pinch run in four games... first start came against Marist on Feb. 16... recorded one RBI in the game against Marist... hit came against Abilene Christian on Feb. 18... had a .250 on-base percentage... named an Easton/NFCA All-America Scholar-Athlete... named a MW Scholar-Athlete.

FRESHMAN (2023): Played in 20 games, 19 as a pinch runner... had one pinch hit appearance against Boise State... scored six runs and stole a base against Oregon State on Feb. 11... named MW Scholar-Athlete and to the MW All-Academic Team... named an Easton/NFCA All-America Scholar-Athlete.

HIGH SCHOOL: Graduated from Queen Creek High School... named to the All-Region Second Team in 2019... Queen Creek High School Defensive Player of the Year in 2019... won Spirit of a Bulldog in 2021... named honorable mention in 2021... DAWG Pound President from 2020-22.

CLUB: Played for the AZ Hotshots- Delsante.

PERSONAL: Birthday is June 20... born in Mesa, Ariz. ... parents are Amy and John Rana ... has one sibling, Seth... majoring in psychology with a minor in sociology.



CAREER STATISTICS

SEASON	GP	GS	AVG.	AB	R	H	2B	3B	HR	RBI	TB	SLG%	BB	SO	HBP	OB%	SF	SH	SB-SA	PO	A	E	FLD%
2023	20	0	.000	1	6	0	0	0	0	0	0	.000	0	0	0	.000	0	0	1-1	0	0	0	.000
2024	12	6	.100	10	1	1	0	0	0	1	1	.100	1	2	1	.250	0	1	0-0	16	0	2	.889
TOTAL	32	6	.091	11	7	1	0	0	0	1	1	.091	1	2	1	.231	0	1	1-1	16	0	2	.889



20 EMMA
BRAMSON

CLASS Senior
HT 5-7
POSITION INF
B/T R/R
HOMETOWN Valencia, Calif.
HIGH SCHOOL Valencia HS
MAJOR Sociology

CAREER BESTS

- H:** 4, Utah State, 3-19-23
- 2B:** 2, Utah State, 3-19-23
- 3B:** 1, McNeese, 2-9-24
- HR:** 2, UC Santa Barbara, 3-3-22
- TB:** 9, UC Santa Barbara, 3-3-22
- RBI:** 5, UC Santa Barbara, 3-3-22
- R:** 4, Utah State, 3-19-23
- BB:** 3, 2x, last: Utah State, 3-17-23
- K:** 2, 8x, last: Texas Tech, 2-28-24
- SF:** 1, 7x, last: UTEP, 3-19-24
- SB:** 2, Marist, 2-16-24

NOTES

- MW Freshman of the Week (Feb. 22, 2022)
- Started all 54 games with 39 games at 1B, 4 at 3B, 3 in RF, 8 at DP
- Started 39 games at 3B, 5 games at 2B as a sophomore
- Started at SS in 21 games, at 3B in 25 games as a freshman

JUNIOR (2024): Started in all 54 games... started final 39 games at first base, started four games at third, three games in right and eight as the designated player... had a seven game streak of reaching base (Feb. 9 to Feb. 16) and a six-game hitting streak (Feb. 9 to Feb. 14) during the season... was 6-11 with runners on third and less than two outs... fifth on the team in runs scored (16), hits (33), tied for fourth in sac bunts (four)... led the team with three sac flies, tied for second in stolen bases (six) and triples (one)... four games with two hits, two games with two RBI... was 6-6 in stolen bases.

SOPHOMORE (2023): Started in 44 games, 39 games at third and five games at second... had her best season as a Lobo with 38 hits, five doubles, two stolen bases, a .314 batting average and .361 on-base percentage... fifth on the team in batting average and hits, third in assists (67)... had an eight-game hitting streak.

FRESHMAN (2022): Started in all 46 games that she played in, playing 25 games at third base and 21 games at shortstop ... finished with 34 hits, including four doubles and six home runs... reached base on 11 walks... accounted for 24 runs and 23 RBI... posted six multiple RBI games and 10 multiple hit games... had a nine-game on-base streak during the season... fourth on the team in slugging percentage (.403), fifth on the team in batting average (.245)... tied for third in RBI, tied for fourth in runs scored, fourth in home runs, fifth in total bases (56)... named MW Freshman of the Week on Feb. 22.

HIGH SCHOOL: Graduated from Valencia High School in 2021 ... four-year varsity letterwinner in softball and three-year

varsity letter in volleyball ... first team all-Foothill League freshman and sophomore year ... LA Daily new all-area as a sophomore ... batted .376 with 5 HR and 26 RBI as a sophomore to earn team MVP ... freshman year hit .367 with 2 HR and 23 RBI ... Vikings won the 2018 Foothill League Championship on route to D1 CIF playoffs.

CLUB: Played for the So Cal Choppers.

PERSONAL: Birthday is Jan. 20... born in West Hills, Calif. ... parents are Tiffany and Mike ... has one sibling, Anthony (AJ)... majoring in sociology with a psychology minor.



CAREER STATISTICS

SEASON	GP	GS	AVG.	AB	R	H	2B	3B	HR	RBI	TB	SLG%	BB	SO	HBP	OB%	SF	SH	SB-SA	PO	A	E	FLD%
2022	46	46	.245	139	24	34	4	0	6	23	56	.403	11	20	1	.301	2	1	0-0	45	68	9	.926
2023	44	44	.314	121	18	38	5	0	1	11	46	.380	8	16	2	.361	2	2	2-2	41	67	9	.923
2024	54	54	.219	151	16	33	2	1	0	11	37	.245	5	11	4	.258	3	4	6-6	265	7	5	.982
TOTAL	144	144	.255	411	58	105	11	1	7	45	139	.338	24	47	7	.303	7	7	8-8	351	143	23	.956



21 TAYLOR
MORGAN

CLASS Sophomore
HT 5-6
POSITION OF
B/T R/R
HOMETOWN Gallup, N.M.
LAST SCHOOL Trinidad State
MAJOR Dental Hygiene

CAREER BESTS

H:
2B:
HR:
TB:
RBI:
R:
BB:
K:
SF:
SB:

NOTES

- Walked-on last season
- Spent freshman season at Trinidad State College

SOPHOMORE (2024): Did not appear in a game... named an Easton/NFCA All-America Scholar-Athlete... named a MW Scholar-Athlete.

FRESHMAN (2023): Played at Trinidad State College.

PERSONAL: Birthday is May 27... born in Gallup, N.M. and attended Gallup High School.



CAREER STATISTICS

SEASON	GP	GS	AVG.	AB	R	H	2B	3B	HR	RBI	TB	SLG%	BB	SO	HBP	OB%	SF	SH	SB-SA	PO	A	E	FLD%
2024	DID NOT PLAY																						
TOTAL																							



23 McKenna Guest

CLASS Sophomore
HT 5-6
POSITION P
B/T R/R
HOMETOWN Pattonville, Texas
HIGH SCHOOL Prairiland HS
MAJOR Bus. Administration

CAREER BESTS

IP: 8.0, UNLV, 3-23-24
BB: 0, 11x, last: Fresno State, 5-4-24
K: 9, UTEP, 2-14-24
BF: 36, UNLV, 3-23-24
PO: 1, 3x, last: Nevada, 3-28-24
A: 3, 3x, last: UNLV, 3-23-24
FHA: 1, 2x, last: Utah State, 4-20-24
FBBA: 0, 5x, last: Nevada, 3-28-24
 FHA= Fewest hits allowed (3.0 IP min.)
 FBBA= Fewest walks allowed (3.0 IP min.)

NOTES

- Named MW Freshman of the Week on March 25
- 40 appearances tied for the third most in a single season in program history
- 40 appearances in regular season tied for 4th in NCAA, most by a freshman
- 24 starts tied for 6th most by a freshman pitcher in NCAA
- 5 appearances of 4.0 innings or more allowing one run or less

FRESHMAN (2024): Appeared in a team-high 40 games with a team-high 24 starts and threw nine complete games... recorded a save against Marist on Feb. 16, pitching 2.2 scoreless innings with one hit allowed and four strikeouts... pitched a team-high 147.0 innings and led the pitching staff with 90 strikeouts, 56 more than the next pitcher... 40 appearances tied for the third most in a single season in program history... innings pitched were the fourth most among MW pitchers, appearances were tied for the second most and her strikeouts were the fifth most in the MW... averaged 4.3 strikeouts per game... strikeout in 30 games with 24 games with multiple strikeouts... five games with at least five strikeouts with a season-high nine strikeouts against UTEP in 7.2 innings... three appearances not allowing a run, including 4.0 innings in the season opener against Tennessee State and 6.0 innings against Utah State on April 20, in which she allowed just one hit... five appearances of 4.0 innings or more allowing one run or less... named MW Freshman of the Week on March 25... named to the Academic All-MW Team... named a MW Scholar-Athlete.

HIGH SCHOOL: Graduated from Prairiland High School... earned TGCA all-state, District 12-3 MVP, Prairiland Co-MVP, All-RRV Co-MVP and Academic All-District in 2022 as her team was the 2022 regional quarterfinal champions... was Extra Innings National HS Player of the Week HM twice in May 2022... in 2021, she was also named District 12-3A Newcomer of the Year, All-RRV Pitcher of the Year and the Prairiland HS Softball MVP after compiling over 350 strikeouts on the season... involved in robotics in high school, and won the 2021 Prairiland Robotics Award... her robotics team placed third at the Robotics state qualifier.

CLUB: Played for Tenacity, Smash, Texas Glory... in 2022, her team was the Super Cup Stage 1 2023 AFCS Qualifier pool winner, placed third at the 18u Triple Crown TX State Championships, placed fifth at the 18U TFL Summer Championship and at the 18U Top Club Nationals, and was the 18U Texas Glory Summer Shootout co-champs.

PERSONAL: Birthday is July 14 ... born in Paris, Texas ... parents are Fairshae and Jerad Guest... has one sibling, Brecken... majoring in business administration.

ON WHY UNM: "I chose UNM because it is a beautiful campus and has a multitude of learning possibilities. I also believe that I will benefit from the softball program."



CAREER STATISTICS

SEASON	GS	APP	CG	W-L	ERA	SHO	SV	IP	H	R	ER	BB	SO	2B	3B	HR	BF	NP-STK	WP	HBP	PO	A	E	FLD%
2024	24	40	9	10-19	5.05	0	1	147.0	167	119	106	68	90	26	8	24	694	2473-1406	8	19	3	23	1	.963
TOTAL	24	40	9	10-19	5.05	0	1	147.0	167	119	106	68	90	26	8	24	694	2473-1406	8	19	3	23	1	.963



24 GEORGIA HEATHCOCK

CLASS Junior
HT 5-8
POSITION UTIL
B/T R/R
HOMETOWN Little Elm, Texas
LAST SCHOOL UC San Diego
MAJOR Liberal Arts

CAREER BESTS
H: 2, Syracuse, 3-12-23
2B: 1, 2x, last: Cal Poly, 5-10-24
HR:
TB: 2, 2x, last: Cal Poly, 5-10-24
RBI: 1, 2x, last: Syracuse, 3-12-23
R: 2, Syracuse, 3-12-23
BB: 1, 3x, last: North Florida, 3-1-24
K: 2, 2x, last: FDU, 2-10-24
SF:
SB: 1, Western Carolina, 3-7-23

NOTES

- Spent past 2 seasons at UC San Diego, making 10 starts.
- As a freshman, made 6 starts with 4 in the outfield, 2 as DP, and played in 21 games with a pinch hit 14 games.
- In 2024, made 3 starts in the outfield, 1 as DP.

SOPHOMORE (at UCSD, 2024): Played in 12 games with four starts... finished with three hits, including one double, and one walk... hit .214 with a .286 slugging percentage and .267 on-base percentage.

FRESHMAN (at UCSD, 2023): Played in 21 games with six starts... primarily played second... finished with six hits, including one double, and reached on two walks and a hit-by-pitch... responsible for one RBI and three runs scored... hit .207 with a .241 slugging percentage and a .281 on-base percentage.

HIGH SCHOOL: Graduated from Little Elm High School... earned Star Local Media First Team All-Area Utility in 2022, Lobo Softball Team MVP in 2022, DFW Fastpitch All-Metroplex in 2021 and 2022, Little Elm High School Female Athlete of the Year and First Team All-District in 2019 and 2022... team was regional finalist in 2019... also lettered in volleyball... graduated fourth in high school class.

CLUB: Played for Texas Glory... was a Tier II Alliance National Championship finalist.


PERSONAL: Birthday is Oct. 23... born in Plano, Texas ... parents are Andrea and Jesse Heathcock... has two siblings: Ben and Jill... majoring in liberal arts and integrative studies.

ON WHY UNM: "I chose UNM for the competitive environment and the coaching staff's approach to the game."



CAREER STATISTICS

SEASON	GP	GS	AVG.	AB	R	H	2B	3B	HR	RBI	TB	SLG%	BB	SO	HBP	OB%	SF	SH	SB-SA	PO	A	E	FLD%
2023	21	6	.172	29	3	5	1	0	0	1	6	.207	2	5	1	.250	0	0	1-1	3	0	0	1.000
2024	12	4	.214	14	0	3	1	0	0	0	4	.286	1	5	0	.267	0	0	0-0	9	0	0	1.000
TOTAL	33	10	.186	43	3	8	2	0	0	1	10	.233	3	10	1	.255	0	0	1-1	12	0	0	1.000



25 NOVA
MONTES

CLASS Junior
HT 5-8
POSITION P
B/T R/R
HOMETOWN Covina, Calif.
HIGH SCHOOL Paris JC
MAJOR Liberal Arts

CAREER BESTS
IP: 9.1, Bossier Parish, 3-13-24
BB: 0, 9x, last: NE Texas, 4-20-24
K: 10, 4x, last: Kilgore, 3-29-24
BF:
PO: 2, 2x, last: Kilgore, 4-6-24
A: 7, NE Texas, 4-20-24
FHA: 0, Angelina, 2-21-24
FBBA: 0, 9x, last: NE Texas, 4-20-24
 FHA= Fewest hits allowed (3.0 IP min.)
 FBBA= Fewest walks allowed (3.0 IP min.)

NOTES

- Spent past two seasons at Paris JC, making 20 starts and 51 appearances

SOPHOMORE (at Paris Junior College, 2024):

Compiled a 2.23 ERA in 166.0 innings pitched... registered 142 strikeouts for an average of 5.99 per game... threw 17 complete games in 29 starts and made 34 appearances... threw seven shut-outs... ranked fourth nationally for most wins in the NJCAA with 24 wins and also added two saves.

FRESHMAN (at Paris Junior College, 2023):

Appeared in 17 games with six starts and three complete games... threw 50.2 innings with 30 strikeouts... averaged 4.1 strikeouts per game and had an ERA of 2.90.

HIGH SCHOOL: Graduated from Charter Oak High School... earned Second Team All-League the 2022 season... was ranked 45th in the country by Extra Innings amongst the 2022 class.

CLUB: Played for played for OC Batbusters, BSC Briggs Softball Club and the Bengals... PGF National Champion in the 14U Platinum Division with OC Batbusters Shockey in 2019 after pitching eight innings in the championship game.

PERSONAL: Birthday is Feb. 25... born in Los Angeles, California... parents are Frank and Liz Montes... has one sibling: Natalie... majoring in liberal arts and integrative studies.

ON WHY UNM: "From day one, I felt a connection with the coaching staff and the campus was beautiful."



CAREER STATISTICS

SEASON	GS	APP	CG	W-L	ERA	SHO	SV	IP	H	R	ER	BB	SO	2B	3B	HR	BF	NP-STK	WP	HBP	PO	A	E	FLD%
2023	6	17	3	4-4	2.90	1	0	50.2	58	40	21	21	30	1	-	9	224	--	4	-	1	13	2	.875
2024	29	34	17	24-7	2.23	5	2	166.0	148	65	53	58	142	-	-	7	647	--	11	9	5	52	2	.966
TOTAL	35	51	20	28-11	2.39	6	2	216.2	206	105	74	79	172	1	-	16	871	--	15	9	6	65	4	.947



27 HAYDEN LUDERER

CLASS Sophomore
HT 5-5
POSITION UTIL
B/T R/R
HOMETOWN Thousand Oaks, Calif.
HIGH SCHOOL Louisville HS
MAJOR Psychology

CAREER BESTS
H: 1, 4x, last: Fresno State, 5-3-24
2B:
HR:
TB: 1, 4x, last: Fresno State, 5-3-24
RBI:
R: 2, SFA, 2-23-24
BB: 1, 5x, last: Nevada, 3-28-24
K: 1, 10x, last: Fresno State, 5-4-24
SF:
SB: 1, 2x, last: Fresno State, 5-3-24

NOTES

- Started 8 games in CF, 7 in RF, 1 in LF, 1 as DP
- First collegiate start was on Feb. 23 against SFA
- First collegiate hit came against Montana on March 1
- Named to the Academic All-MW Team & MW Scholar-Athlete

FRESHMAN (2024): Played in 31 games with 17 starts... eight starts in center field, seven in right field, one in left field and one as the designated player... first collegiate start was on Feb. 23 against SFA... first collegiate hit came against Montana on March 1... also played one game at third... entered to pinch run in five games and to pinch hit in three games... had 25 putouts... was 2-2 in stolen bases... named to the Academic All-MW Team... named a MW Scholar-Athlete.

HIGH SCHOOL: Graduated from Louisville High School... played both third and in the outfield... part of the 2020 Mission League championship team...was named all-league first team as a freshman, sophomore and junior... was ranked 68th in the country for the class of 2023 by Extra Innings Softball... statistically, she hit .406 as a freshman with five home runs, 10 RBI and two stolen bases, which increased as a sophomore to a .412 batting average with three home runs, 22 RBI and 17 stolen bases... as a junior, hit .397 with five home runs, 26 RBI and 13 stolen bases.

CLUB: Played for Athletics Wellbaum and Firecrackers Rico, where her team qualified for 3 PGF Premier national championships and placed 3rd in the Alliance National Championship.

PERSONAL: Birthday is April 21 ... born in Tarzana, Calif. ... parents are Jackie and Brian Luderer ... has three siblings: James, Keira and Kelsey... majoring in psychology.

ON WHY UNM: “When I visited the University, I got a great feeling about the school, softball program, and how future coaches and teammates would be.”



CAREER STATISTICS

SEASON	GP	GS	AVG.	AB	R	H	2B	3B	HR	RBI	TB	SLG%	BB	SO	HBP	OB%	SF	SH	SB-SA	PO	A	E	FLD%
2024	31	17	.111	36	6	4	0	0	0	0	4	.111	5	10	1	.238	0	2	2-2	25	0	0	1.000
TOTAL	31	17	.111	36	6	4	0	0	0	0	4	.111	5	10	1	.238	0	2	2-2	25	0	0	1.000



33 SYDNEY CARITHERS

CLASS Senior
HT 5-6
POSITION C/INF
B/T R/R
HOMETOWN Fort Worth, Texas
LAST SCHOOL Stephen F. Austin
MAJOR Liberal Arts

CAREER BESTS

H: 3, Tarleton State, 2-26-22
2B: 1, 13x, last: Cleveland St., 3-7-24
3B: 1, vs. Missouri St., 2-20-22
HR: 1, 4x, last: ACU, 4-22-23
RBI: 4, Southern Utah, 4-1-23
R: 2, 3x, last: Marist, 2-16-24
BB: 2, 4x, last: UNLV, 3-23-24
K: 3, Seattle, 5-12-22
SB: 1, 2x, last: ACU, 2-16-24

NOTES

- Spent 2 seasons at SFA, played for Coach Dickson her freshman season.
- 36 starts at 3B, 15 games as catcher last season

JUNIOR (2024): Played in 53 games with 51 starts... started 36 games at third, 15 games behind the plate... season-high two hits came against San Diego State on April 3... twice registered two RBI (against Marist on Feb. 16 and against Toledo on March 2)... recorded 97 putouts and 68 assists, with the assists being the second most on the team... went 3-4 in stolen bases... caught four runners trying to steal, including two against Houston Christian on Feb. 17... named an Easton/NFCA All-America Scholar-Athlete... named to the Academic All-MW Team... named a MW Scholar-Athlete.

SOPHOMORE (at Stephen F. Austin, 2023): Played in 51 games with 50 starts... hit .212 with a .293 on-base percentage and .297 slugging percentage behind 25 hits, four doubles, two home runs and accounted for 13 RBI... recorded a hit in 19 games with multiple hits in six games and at least one RBI in nine games that included a season-high four RBI game... behind the plate, threw out five runners.

FRESHMAN (at Stephen F. Austin, 2022): Played in 54 games while starting in 52... finished with a .245 batting average, .338 slugging percentage, .286 on-base percentage and registered 37 hits, six doubles, one triple and two home runs to go with 16 RBI... posted a hit in 28 games with two five-game hitting streaks, eight multi-hit games and drove in a run in 13 games.

HIGH SCHOOL: Graduated from Brewer High School in 2021... earned first team all-district three times, was named the Defensive Player of the Year in 2021 and the Offensive Player of the Year three times... won the 2021 6-5A bi-district and area championships... academic all-district from 2018-2021, academic all-state 2021... member of the National Honor Society... named to the all-metroplex all-star team in 2021.

CLUB: Played for Texas Glory... 2021 18u USA North Texas Fall Shootout champs and 2021 18u TFL Fall Championships runner-up.

PERSONAL: Birthday is Sept. 17... born in Fort Worth, Texas... parents are Chris and Leah Carithers... has two siblings, Colby and Sadie... majoring in liberal arts.



CAREER STATISTICS

SEASON	GP	GS	AVG.	AB	R	H	2B	3B	HR	RBI	TB	SLG%	BB	SO	HBP	OB%	SF	SH	SB-SA	PO	A	E	FLD%
2022*	55	53	.245	155	11	38	6	1	2	16	52	.335	8	33	1	.285	1	2	0-0	112	50	5	.970
2023*	51	50	.212	118	19	25	4	0	2	13	35	.297	10	18	4	.293	1	2	1-2	112	80	10	.950
2024	53	51	.173	104	10	18	3	0	0	9	21	.202	12	17	4	.281	1	4	3-4	97	68	12	.932
TOTAL	159	154	.215	377	40	81	13	1	4	38	108	.286	30	68	9	.286	3	8	4-6	321	198	26	.952

*at SFA



38 KEYANNAH CHAVEZ

CLASS Junior
HT 5-1
POSITION OF
B/T L/L
HOMETOWN Leander, Texas
HIGH SCHOOL Glen HS
MAJOR Criminology

CAREER BESTS

H: 3, 5x, last: GCU, 3-2-24
2B: 1, 11x, last: San José St., 3-15-24
3B: 1, 5x, last: Colorado St., 4-6-24
HR: 1, 8x, last: Fresno St., 5-4-24
TB: 6, Marist, 2-18-24
RBI: 4, 2x, last: Texas Tech, 3-12-24
R: 3, 2x, last: Tennessee St., 2-9-24
BB: 3, Utah St., 3-17-23
SB: 3, Tennessee St., 2-9-24

NOTES

- 2x MW Freshman of the Week
- 1x MW Player of the Week
- Started all 50 games in LF as a freshman
- Started 17 games in CF, 29 in LF, 2 as DP last season
- 12 multi-hit games and 5 multi-RBI games as a freshman; 13 multi-hit games and 7 multi-RBI games as a sophomore
- 3 SB in the season opener against Tennessee State were the most for a Lobo in a single game since 2017
- MW Scholar-Athlete (2023) & Academic All-MW (2023, 2024)

SOPHOMORE (2024): Played in 49 games with 48 starts... started 17 games in center, 29 games in left field and two games as the designated player... three stolen bases in the season opener against Tennessee State were the most for a Lobo in a single game since 2017... 13 multiple hit games (10 games with two, three games with three) and seven games with multiple RBI (six games with two and one game with four)... four RBI came at Texas Tech on March 12 and were the most by a Lobo in a game this season... finished the season on a five-game hitting streak and a 12-game streak of reaching base... led the team in slugging percentage (.674), on-base percentage (.471), triples (five), total bases (87), walks (19)... second on the team in batting average (.380), runs scored (32), hits (49), RBI (25), home runs (eight)... improved production in batting average, on-base percentage, slugging percentage, hits, total bases, home runs, triples, RBI from freshman to sophomore season... first collegiate home run came against SFA on Feb. 23... hit consecutive home runs against NMSU on April 16 and Utah State on April 19... hit two home runs in the final series against Fresno State... recorded 87 putouts to lead all outfielders and was the fourth most on the team... named to the Academic All-MW Team.

FRESHMAN (2023): Started all 50 games in left field... finished with 45 hits, seven doubles, 19 RBI and 19 walks... hit .315 with a .410 on-base percentage and a .364 slugging percentage... led the team in walks and was second in runs scored (36) and tied for second in doubles... third on the team in on-base percentage and hits, fourth in batting average... had a 16-game streak of reaching base and a six-game hitting streak... finished the season with a four-game streak of reaching base and a two-game hitting streak... posted 12 multiple hit games and five multiple RBI games... 13th in the MW in runs scored, tied for 18th in hits, tied for third in sac bunts (8)... named MW Freshman of the Week twice (Feb. 21 and March 28) and MW Player of the Week once (March 28)... named MW Scholar-Athlete and to the MW All-Academic Team.

HIGH SCHOOL: Graduated from Glen High School... also lettered in basketball and volleyball... member of the National Honor Society and the honor roll... won the Golden Glove in 2018 and 2021... broke the school record for stolen bases in 2021 with 26.


CLUB: Played for the Texas Bombers-Gold ... named to the all-summer team as a top outfielder in the nation.

PERSONAL: Birthday is July 28... born in Albuquerque... parents are Cassandra Abdulaziz, Jamel Abdulaziz, Jeremy Chavez and Veronica Chavez... has five siblings: Bella, Jarren, Javin, Kian and Kyla... mother (Cassandra) and cousin (Anthony Chavez) graduated from UNM... mother also played at UNM from 2001-06 and was a middle infielder... criminology major.



CAREER STATISTICS

SEASON	GP	GS	AVG.	AB	R	H	2B	3B	HR	RBI	TB	SLG%	BB	SO	HBP	OB%	SF	SH	SB-SA	PO	A	E	FLD%
2023	50	50	.315	143	36	45	7	0	0	19	52	.364	19	18	4	.410	0	8	8-8	70	4	2	.974
2024	49	48	.380	129	32	49	4	5	8	25	87	.674	19	12	5	.471	2	5	3-5	87	2	5	.947
TOTAL	99	98	.346	272	68	94	11	5	8	44	139	.511	38	30	9	.439	2	13	11-13	157	6	7	.959



MARINA TINARI

CLASS Sophomore
HT 5-4
POSITION P/OF
B/T L/L
HOMETOWN Castle Rock, Colo.
LAST SCHOOL Florida Gulf Coast
MAJOR Psychology

CAREER BESTS
IP: 2.2, 2x, last: Florida St., 3-10-24
BB: 0, 6x, last: Austin Peay, 4-27-24
K: 2, 2x, last: MTSU, 2-17-24
BF: 14, Florida State, 3-10-24
PO:
A: 1, 4x, last: USF, 3-11-24
FHA:
FBBA:
 FHA= Fewest hits allowed (3.0 IP min.)
 FBBA= Fewest walks allowed (3.0 IP min.)

NOTES

FRESHMAN (at Florida Gulf Coast, 2024):

Appeared in 12 games with one start... didn't allow a run in a combined 5.1 innings through four consecutive appearances in the circle... threw 15.2 innings, striking out six, and faced 79 batters... twice threw 2.2 innings against Louisville and Florida State for season highs... recorded multiple strikeouts twice with two against Louisville and Middle Tennessee State... pinch ran against Jacksonville which turned into a run.

HIGH SCHOOL: Graduated from Douglas County High School... hit .553 with 52 hits, 45 RBI and a .600 on-base percentage and a .797 slugging percentage... threw 103.1 innings and faced 409 batters with a 1.49 ERA and 166 strikeouts, while holding opponents to a .181 batting average... earned First Team All-State and First Team All-Conference in 2022 and Second Team All-Conference in 2019 and 2021...team won the conference and regional championship before finishing as the 5A state runner-up in 2022.

CLUB: Played for East Cobb Bullets... earned First Team All-Tournament at the Colorado 4th of July (Sparkler) and Second Team All-Tournament at the Colorado 4th of July (Sparkler) in 2022... First Team All Tournament at the Colorado 4th of July (Sparkler) and Pitcher of the Tournament at the Colorado 4th of July (Sparkler) in 2023.

PERSONAL: Birthday is Jan. 24... born in Bryn Mawr, Pennsylvania... parents are Rossana Urbina and Jeffrey Tinari... has two siblings: Tiana and Gunnar...majoring in psychology.

ON WHY UNM: "I chose UNM because from the first phone call with Coach Hannabas and then with Coach Dickson, to my visit, I knew that this was the coaching staff that I wanted to learn from, play for, and compete with."



CAREER STATISTICS

SEASON	GS	APP	CG	W-L	ERA	SHO	SV	IP	H	R	ER	BB	SO	2B	3B	HR	BF	NP-STK	WP	HBP	PO	A	E	FLD%
2024*	1	12	0	0-2	4.47	0	0	15.2	20	14	10	10	6	3	0	4	79	288-161	2	3	0	4	1	.800
TOTAL	1	12	0	0-2	4.47	0	0	15.2	20	14	10	10	6	3	0	4	79	288-161	2	3	0	4	1	.800

*at Florida Gulf Coast

FRESHMEN



2 CAPRICE
BARELA

HT 5-6
POSITION P
B/T L/R
HOMETOWN Las Cruces, N.M.
HIGH SCHOOL Centennial HS
MAJOR Family & Child Studies



3 ELLA
DAWSON

HT 5-9
POSITION P
B/T R/R
HOMETOWN Aldie, Va.
HIGH SCHOOL John Champe HS
MAJOR Business Administration



4 AVA
CASTILLO

HT 5-4
POSITION OF
B/T L/R
HOMETOWN Mansfield, Texas
HIGH SCHOOL Pantego Christian Academy
MAJOR Exercise Science



10 ALLIE
WILLIAMS

HT 5-5
POSITION OF
B/T R/R
HOMETOWN Houston, Texas
HIGH SCHOOL Episcopal HS
MAJOR Business Administration



11 ADELAIDE
HAACK

HT 5-7
POSITION UTIL
B/T R/R
HOMETOWN Oklahoma City, Okla.
HIGH SCHOOL Westmoore HS
MAJOR Business Administration



13 MYA
PACHECO

HT 5-3
POSITION INF
B/T R/R
HOMETOWN Rio Rancho, N.M.
HIGH SCHOOL V. Sue Cleveland HS
MAJOR Electrical Engineering



26 JASMYN
LLOYD

HT 5-4
POSITION UTIL
B/T R/R
HOMETOWN Grand Prairie, Texas
HIGH SCHOOL South Grand Prairie HS
MAJOR Chemistry



28 JESSICA
DELEON

HT 5-6
POSITION P
B/T R/R
HOMETOWN Pattonville, Texas
HIGH SCHOOL Prairiland HS
MAJOR Computer Science

FRESHMEN



34 MIRACLE
McKENZIE

HT 5-10
POSITION INF
B/T R/R
HOMETOWN Long Beach, Calif.
HIGH SCHOOL St. Anthony HS
MAJOR Business Administration



44 NATALIE
FRITZ

HT 6-0
POSITION P
B/T R/R
HOMETOWN Chandler, Ariz.
HIGH SCHOOL Basha HS
MAJOR Exercise Science

INDIVIDUAL CAREER GAME-BY-GAME STATISTICS (AT UNM)

ARCHULETA'S GAME-BY-GAME STATISTICS

2024 - JUNIOR

Date	Opponent	GS	AB	R	H	RBI	2B	3B	HR	BB	HBP	SF	K	SB-A	PO	A	E
2/9	Tennessee St.	*2b	4	2	2	0	0	0	0	0	0	0	2-2	8	1	0	
2/9	at McNeese	*2b	4	1	2	1	0	0	0	0	0	0	0-0	1	2	1	
2/10	Chattanooga	*2b	3	0	1	0	0	0	1	0	0	0	2-1	2	0	0	
2/10	California	*2b	1	0	0	0	0	0	0	0	0	0	1-0	1	0	2	
2/11	at Louisiana	*dp	2	1	1	0	1	0	0	0	0	0	0-0	0	0	0	
2/14	at UTEP	*2b	4	0	0	0	0	0	0	0	0	0	0-0	1	0	0	
2/14	at UTEP	*2b	3	0	0	0	0	0	0	0	0	0	1-0	1	0	0	
2/16	Marist	*2b	3	1	3	1	0	0	2	0	0	0	1-1	2	1	0	
2/16	at ACU	*2b	3	0	1	1	1	0	1	0	0	0	1-1	1	1	0	
2/17	Houston Christian	*2b	2	0	0	0	0	0	2	0	0	0	2-1	3	0	0	
2/18	Marist	*2b	2	1	0	1	0	0	2	0	0	0	2-0	0	3	0	
2/18	at ACU	*2b	2	0	0	0	0	0	0	0	0	0	0-0	0	1	0	
2/23	SFA	*2b	3	1	1	2	1	0	0	1	0	0	0-0	3	5	0	
2/23	at North Texas	*2b	3	0	1	1	1	0	0	0	0	0	1-0	0	1	0	
2/24	SFA	*2b	3	0	1	0	0	0	0	0	0	0	1-0	1	0	0	
2/24	at North Texas	*2b	3	0	0	0	0	0	0	0	0	0	1-0	1	3	0	
2/25	Minnesota	*2b	4	0	0	0	0	0	0	0	0	0	0-0	0	3	0	
2/28	Texas Tech	*2b	3	0	1	0	1	0	0	0	0	0	1-0	2	2	0	
3/1	Pacific	*2b	3	1	1	0	0	0	0	1	0	0	0-0	3	0	0	
3/1	Montana	*2b	4	0	1	0	0	0	0	0	0	0	2-0	4	2	0	
3/2	Toledo	*2b	3	1	1	1	0	1	0	0	0	0	0-0	0	0	1	
3/12	at Texas Tech	*dp	2	0	0	0	0	0	0	0	0	0	2-0	0	0	0	
3/12	at Texas Tech	*dp	2	0	0	0	0	0	0	0	0	0	0-0	0	0	0	
3/15	at San José State	*2b	3	2	1	1	0	0	1	0	0	0	1-1	3	2	0	
3/16	at San José State	*2b	3	0	0	0	0	0	0	0	0	0	2-0	2	0	0	
3/17	at San José State	*2b	2	0	0	0	0	0	0	0	0	0	1-0	0	1	2	
3/19	UTEP	ph	1	0	0	0	0	0	0	0	0	0	1-0	0	0	0	
3/22	UNLV	*2b	4	0	4	1	0	0	0	0	0	0	0-0	6	1	0	
3/23	UNLV	*2b	3	0	0	0	0	0	0	0	0	0	0-0	0	2	0	
3/23	UNLV	*2b	4	0	1	0	0	0	0	0	0	0	0-0	0	2	0	
3/26	at NMSU	*2b	2	0	1	0	0	0	1	0	0	0	1-0	0	0	0	
3/26	at NMSU	*2b	4	1	0	0	0	0	0	0	0	0	0-0	4	0	0	
3/28	at Nevada	*2b	3	1	0	1	0	0	0	0	0	0	0-0	2	0	0	
3/28	at Nevada	*2b	3	0	0	0	0	0	0	0	0	0	0-0	0	1	0	
3/29	at Nevada	*2b	2	0	0	0	0	0	0	0	0	0	0-0	4	0	0	
4/3	San Diego State	*2b	3	0	1	0	0	0	0	0	0	0	1-0	1	2	0	
4/3	San Diego State	*2b	4	0	1	1	0	0	0	0	0	0	1-0	5	0	0	
4/6	at Colorado State	*2b	2	0	0	0	0	0	0	0	0	0	0-0	0	1	0	
4/7	at Colorado State	*2b	1	0	0	0	0	0	0	0	0	0	1-0	0	2	0	
4/16	NMSU	*2b	3	0	0	0	0	0	0	0	0	0	1-0	2	1	0	
4/19	Utah State	*2b	3	1	1	2	0	0	1	0	0	0	0-0	2	2	0	
4/20	Utah State	*2b	3	0	1	1	0	0	0	0	0	0	1-0	2	0	0	
4/21	Utah State	*2b	2	1	1	0	1	0	1	0	0	0	0-0	4	2	0	
4/26	at Boise State	*2b	3	2	2	1	1	0	1	0	0	0	0-0	1	3	1	
4/27	at Boise State	*2b	2	0	0	1	0	0	0	0	0	0	1-0	0	3	1	
4/28	at Boise State	*2b	3	1	2	0	0	0	1	0	0	0	0-0	2	2	0	
5/2	Fresno State	*2b	4	0	0	0	0	0	0	0	0	0	0-0	1	3	0	
5/3	Fresno State	*2b	2	1	1	2	0	0	0	1	0	0	0-0	2	4	0	
5/4	Fresno State	*2b	1	0	0	0	0	0	1	1	0	0	1-0	5	1	0	
			48	136	193	4	19	7	1	2	13	4	1	29	7-8	85	587

2023 - SOPHOMORE


Date	Opponent	GS	AB	R	H	RBI	2B	3B	HR	BB	HBP	SF	K	SB-A	PO	A	E
2/9	Nicholls	*2b	2	1	0	2	0	0	0	2	0	0	0-0	1	0	0	
2/10	Oregon St.	*2b	3	0	1	0	0	0	0	1	0	0	1-0	2	3	0	
2/10	LSU	*2b	3	0	0	0	0	0	0	0	0	0	3-0	3	3	0	
2/11	Oregon St.	*2b	3	1	1	0	0	0	0	0	0	0	1-0	0	5	0	
2/11	LSU	*2b	3	1	1	0	0	0	0	0	0	0	0-0	0	4	1	
2/17	Buffalo	*2b	2	1	0	0	0	0	1	0	0	0	2-0	2	0	0	
2/18	Santa Clara	*2b	2	0	0	0	0	0	0	0	0	0	0-0	2	1	0	
2/18	Texas Tech	*2b	2	1	0	0	0	0	0	0	0	0	1-0	3	1	1	
2/23	CSUB	*2b	2	0	0	0	0	0	0	0	0	0	0-0	1	1	0	
2/24	Oklahoma St.	*2b	1	1	0	0	0	0	0	1	0	0	1-0	2	1	0	
2/24	Creighton	*2b	2	0	1	0	0	0	0	0	0	0	1-0	0	2	0	
2/25	NMSU	*2b	1	0	0	0	0	0	0	0	0	0	0-0	1	0	0	
3/1	UTEP	ph/2b1	0	0	0	0	0	0	0	1	0	0	0-0	2	1	0	
3/1	UTEP	*2b	3	0	1	1	0	0	0	0	0	0	1-0	2	2	0	
3/3	Houston	*2b	3	0	0	0	0	0	0	1	0	0	0-0	1	1	0	
3/3	Arizona St.	*2b	3	0	2	0	0	0	0	0	0	0	0-0	1	3	0	
3/4	Washington	*2b	1	0	0	0	0	0	0	0	0	0	0-0	0	0	0	
3/4	Grand Canyon	*2b	3	0	2	0	0	0	0	0	0	0	1-0	4	2	0	
3/5	Charlotte	*2b	2	0	0	0	0	0	0	0	0	0	2-0	2	2	0	
3/10	Buffalo	*2b	3	2	1	1	0	1	0	0	0	0	1-0	1	2	0	
3/10	Manhattan	*2b	3	0	1	0	0	0	2	0	0	0	0-0	4	2	1	
3/11	Buffalo	*2b	3	1	1	3	0	0	1	0	0	0	1-0	2	1	0	
3/11	Texas Tech	*2b	3	0	0	0	0	0	0	0	0	0	2-0	3	1	0	
3/12	Texas Tech	*2b	2	0	0	0	0	0	0	0	0	0	1-0	0	1	0	
3/17	Utah State	*2b	4	0	2	1	1	0	1	0	0	0	0-0	2	2	0	
3/18	Utah State	*2b	2	0	1	0	0	1	0	0	0	0	0-0	5	3	0	
3/19	Utah State	*2b	4	2	2	1	0	0	1	0	0	0	0-0	0	1	0	
3/24	San José State	*2b	4	1	2	0	1	0	1	0	0	0	1-0	3	3	0	
3/25	San José State	*2b	3	2	2	0	0	0	1	0	0	0	0-0	2	1	1	
3/26	San José State	*2b	4	0	1	0	0	0	0	0	0	0	0-0	1	1	0	
3/28	NMSU	*2b	3	0	0	0	0	0	0	0	0	0	2-0	2	1	0	
3/31	Fresno State	*2b	3	0	1	0	0	0	0	0	0	0	0-0	2	2	0	
4/1	Fresno State	*2b	2	0	2	0	0	0	1	0	0	0	0-0	3	2	0	
4/2	Fresno State	*2b	3	1	2	0	0	0	0	0	0	0	0-0	2	3	2	
4/6	Boise State	*2b	3	0	0	0	0	0	0	0	0	0	0-0	3	3	1	
4/7	Boise State	*2b	2	0	0	0	0	0	0	0	0	0	1-0	0	2	0	
4/8	Boise State	*2b	2	0	0	0	0	0	0	0	0	0	0-0	2	1	0	
4/15	Colorado State	*2b	3	0	2	0	1	1	0	0	0	0	1-0	0	2	1	
4/16	Colorado State	*2b	3	1	2	2	0	0	1	0	0	0	0-0	1	1	0	
4/21	San Diego State	*2b	3	0	1	1	0	0	0	0	0	0	0-0	0	5	0	

4/22	San Diego State	*2b	3	0	1	0	0	0	0	0	0	0	0-0	2	3	0	
4/23	San Diego State	*2b	4	1	2	2	0	1	1	0	0	0	0-0	2	5	0	
4/28	Nevada	*2b	4	1	2	0	0	0	0	0	0	0	0-0	1	0	1	
4/29	Nevada	*2b	3	0	1	1	0	0	0	0	0	0	1-0	0	0	2	
4/30	Nevada	*2b	4	2	3	3	0	0	0	0	0	0	0-0	0	1	0	
5/5	UNLV	*2b	3	2	1	2	0	0	1	1	0	0	0-0	3	2	0	
5/6	UNLV	*2b	5	0	2	3	1	0	0	0	0	0	0-0	1	1	0	
			45	130	22	43	25	4	5	3	16	0	1	25	2-2	82	89

2022 - FRESHMAN

Date	Opponent	GS	AB	R	H	RBI	2B	3B	HR	BB	HBP	SF	K
------	----------	----	----	---	---	-----	----	----	----	----	-----	----	---

4/26	at Boise State	*of	3	0	0	0	0	0	0	0	1	0	0	2	0-0	1	1	0
4/27	at Boise State	*of	4	1	1	0	1	0	0	0	0	0	0	1	1-1	0	0	0
4/28	at Boise State	*of	3	0	0	0	0	0	0	0	0	0	1	1	0-0	2	0	0
5/2	Fresno State	*of	5	0	3	2	1	0	0	0	0	0	0	0	0-0	3	0	0
5/3	Fresno State	*of	3	1	1	0	0	0	0	0	0	0	0	0	0-0	0	0	0
5/4	Fresno State	*of	3	1	1	0	0	0	0	0	1	0	0	0-1	1	0	0	
			46	135	19	32	18	6	0	3	7	2	15	19	5-7	83	4	1



Lobos

SOFTBALL

McKenna Guest

40 APPEARANCES

TIED FOR 4TH IN NCAA, MOST BY A FRESHMAN*
TIED FOR 3RD MOST IN A SEASON IN
PROGRAM HISTORY

24 STARTS

TIED FOR 6TH MOST BY A
FRESHMAN PITCHER IN NCAA*

147.0 INNINGS

TIED FOR 11TH MOST BY A
FRESHMAN PITCHER IN THE NCAA*

694

BATTERS FACED

10TH MOST IN SINGLE SEASON IN
PROGRAM HISTORY

**9 COMPLETE
GAMES**

**TEAM-HIGH 90
STRIKEOUTS**

ACCOUNTED FOR 54.2% OF STRIKEOUTS

LED PITCHING STAFF IN ALL
6 CATEGORIES

**STRIKEOUT IN
30 GAMES**

24 GAMES WITH
MULTIPLE STRIKEOUTS
5 GAMES WITH AT
LEAST 5 STRIKEOUTS

**AVERAGED
4.3 PER GAME**

*REGULAR SEASON



Katherine Brunner

STARTED 44 GAMES
PLAYED IN 49

TIED FOR 4TH IN HOME RUNS
5TH IN RBI, TIED FOR 5TH IN WALKS

5 GAMES WITH MULTIPLE HITS
4 GAMES WITH MULTIPLE RBI

15 SAC BUNTS

MOST BY A FRESHMAN IN NCAA
3RD IN NCAA* | LED THE MW

3RD ON THE TEAM

IN HOME RUNS AND IN DOUBLES, TIED FOR 3RD IN RUNS SCORED,
4TH IN RBI AND STOLEN BASES, 5TH IN TOTAL BASES,
SLUGGING % AND RBI

STARTED 46 GAMES
PLAYED IN 53

7 GAMES WITH MULTIPLE RBI

NEW MEXICO

DeNae Vasquez-Dickson

FRESHMEN SPOTLIGHT

3 MW FRESHMAN OF THE WEEK AWARDS

2ND MOST AMONG ALL SCHOOLS THIS SEASON

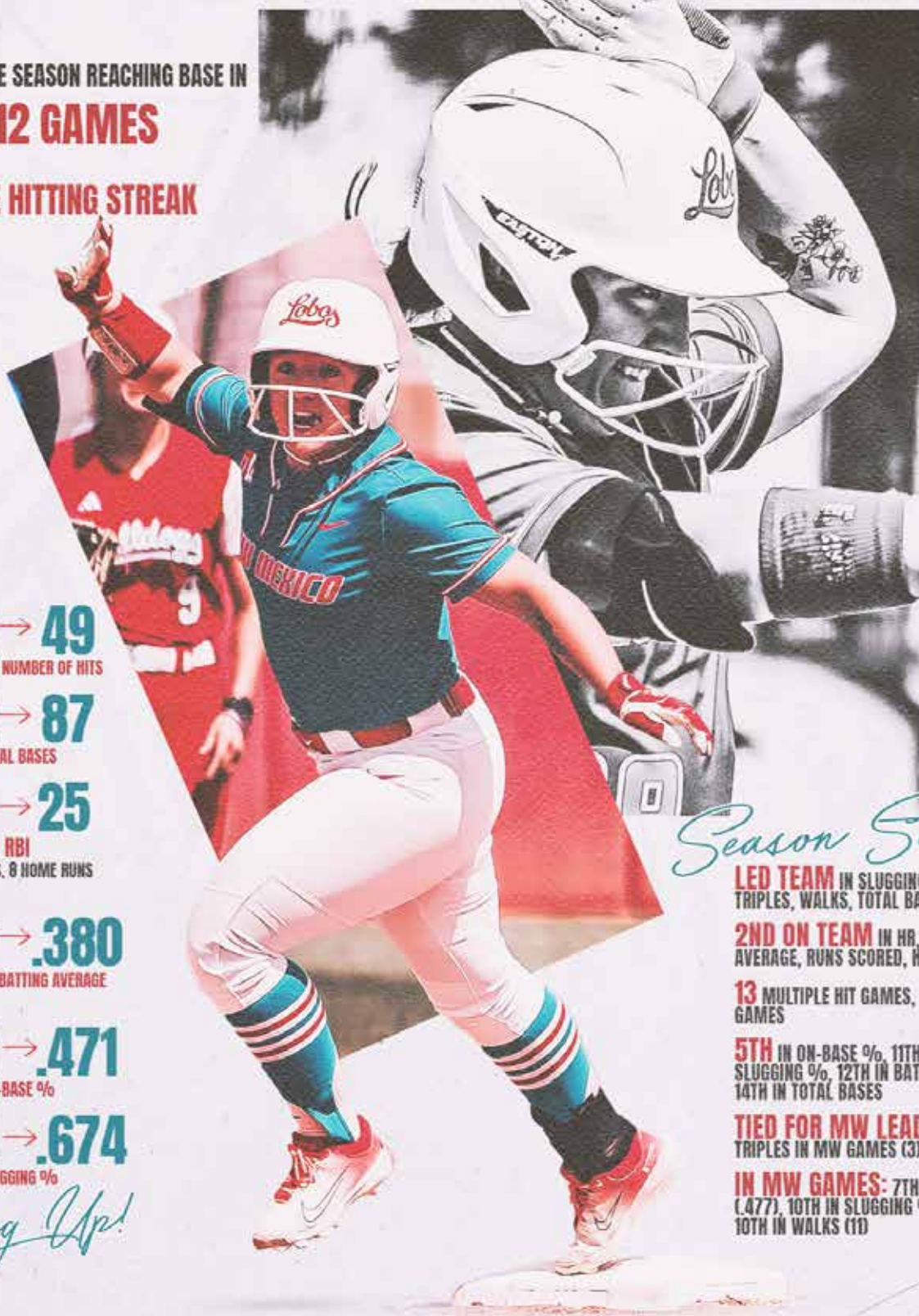


CLOSED THE SEASON REACHING BASE IN

LAST 12 GAMES

AND WITH

5-GAME HITTING STREAK



**K
E
Y
A
N
N
A
H

C
H
A
V
E
Z**

45 → 49

INCREASED NUMBER OF HITS

52 → 87

TOTAL BASES

19 → 25

RBI

5 TRIPLES, 8 HOME RUNS

.315 → .380

INCREASED BATTING AVERAGE

.410 → .471

ON-BASE %

.364 → .674

SLUGGING %

Going Up!

Season Stats

LED TEAM IN SLUGGING %, ON-BASE %, TRIPLES, WALKS, TOTAL BASES

2ND ON TEAM IN HR, RBI, BATTING AVERAGE, RUNS SCORED, HITS

13 MULTIPLE HIT GAMES, 7 MULTIPLE RBI GAMES

5TH IN ON-BASE %, 11TH IN THE MW IN SLUGGING %, 12TH IN BATTING AVERAGE, 14TH IN TOTAL BASES

TIED FOR MW LEAD IN TRIPLES & IN TRIPLES IN MW GAMES (3)

IN MW GAMES: 7TH IN ON-BASE % (.477), 10TH IN SLUGGING % (.660), 10TH IN WALKS (1)


Lobos

SOFTBALL



Lobo Softball

2023 SEASON STATS



.299 BATTING AVERAGE

BEST BATTING AVERAGE SINCE 2015 | TIES BEST BATTING AVERAGE IN LAST 11 YEARS

231 RUNS

MOST SCORED SINCE 2016

399 HITS

MOST SINCE 2015 | 2ND IN MW

14 TRIPLES

MOST SINCE 2010 | TIED FOR 1ST IN MW

214 RBI

MOST SINCE 2015

.368 OB%

BEST ON-BASE PERCENTAGE SINCE 2015

40 STOLEN BASES

MOST SINCE 2013

22 DOUBLE PLAYS TURNED

MOST SINCE 2015 | LED MW

PITCHED 4 SHUTOUTS

MOST SINCE 2013

2 PLAYERS IN TOP 4 IN MW IN BATTING AVERAGE

(RACHAEL HATHOOT • 2ND @ .396 | PEYTON ROBINSON • 4TH @ .380)

2 PLAYERS IN TOP 5 IN MW IN HITS

(PEYTON ROBINSON • 4TH @ 60 | RACHAEL HATHOOT • 5TH @ 59)

2 PLAYERS IN TOP 2 IN TRIPLES

(RACHAEL HATHOOT • 1ST @ 7 | ASHLEY ARCHULETA • T-2ND @ 5)

2 MW PLAYER OF THE WEEK, 1 PITCHER OF THE WEEK, 2 FRESHMAN OF THE WEEK HONORS

2 ALL-MW FIRST TEAM





2022-23 *Lobo Softball*

NCAA RANKS

DP ↑ 141	27(.44) 2021-22: 168 (.25)	3B/GM ↑ 88	29(.28) 2021-22: 117 (.17)	SB/GM ↑ 87	279(.36) 2021-22: 192 (.80)	BA ↑ 86	45(.299) 2021-22: 131 (.27)
RUNS ↑ 49	95(4.62) 2021-22: 144 (4.25)	OB% ↑ 46	68(.368) 2021-22: 114 (.354)	SHO ↑ 16	189(4) 2021-22: 205 (3)	SLG% ↑ 12	88(.422) 2021-22: 100 (.423)



SEASON STATISTICS

RECORD: 16-38 HOME: 7-7 AWAY:3-23 NEUTRAL: 6-8

Player	avg	gp-gs	ab	r	h	2b	3b	hr	rbi	tb	slg%	bb	hp	so	gdp	ob%	sf	sh	sb-att	po	a	e	fld%	
3 HATHOOT, Rachael	.382	54-54	173	37	66	5	1	2	12	79	.457	10	4	13	0	.423	2	8	6-6	76	126	14	.935	
38 CHAVEZ, Keyannah	.380	49-48	129	32	49	4	5	8	25	87	.674	19	5	12	0	.471	2	5	3-5	87	2	5	.947	
25 YEATTS, Chloe	.265	53-51	151	14	40	7	0	10	34	77	.510	7	5	29	6	.315	2	2	0-0	168	16	5	.974	
13 BAYLOR, Elizabeth	.252	46-39	107	13	27	2	1	1	9	34	.318	7	1	16	2	.302	1	0	3-3	44	1	2	.957	
7 ARCHULETA, Ashley	.250	49-48	136	19	34	7	1	2	19	49	.360	13	4	29	0	.331	1	0	7-8	85	58	7	.953	
0 VASQUEZ-DICKSO	.237	53-46	135	19	32	6	0	3	18	47	.348	7	2	19	0	.285	0	15	5-7	83	4	1	.989	
8 BRUNNER, Katherine	.224	49-44	116	6	26	4	0	2	17	36	.310	8	1	25	2	.276	2	1	1-1	33	18	3	.944	
20 BRAMSON, Emma	.219	54-54	151	16	33	2	1	0	11	37	.245	5	4	11	2	.258	3	4	6-6	265	7	5	.982	
33 CARITHERS, Sydney	.173	53-51	104	10	18	3	0	0	9	21	.202	12	4	17	1	.281	1	4	3-4	97	68	12	.932	

12 BRAUN, Savannah	.500	2-0	2	0	1	0	0	0	0	1	.500	0	0	1	0	.500	0	0	0-0	0	0	0	.000	
4 ANDREWS, Macie	.267	31-12	30	6	8	1	0	0	2	9	.300	0	2	12	0	.313	0	1	0-1	21	0	2	.913	
9 HANAWAHINE, Jewels	.250	4-0	4	0	1	0	0	0	0	1	.250	0	0	3	0	.250	0	0	0-0	0	0	0	.000	
1 BRIONES, Gabrielle	.217	18-5	23	2	5	2	0	0	0	7	.304	1	0	5	1	.250	0	1	1-1	5	7	0	1.000	
26 SMITH, Karly	.111	25-9	36	1	4	1	0	0	2	5	.139	8	0	10	0	.273	0	0	0-0	1	0	0	1.000	
27 LUDERER, Hayden	.111	31-17	36	6	4	0	0	0	0	4	.111	5	1	10	0	.238	0	2	2-2	25	0	0	1.000	
24 SANDOVAL, Diamond	.111	8-1	9	0	1	0	0	0	0	1	.111	1	0	3	0	.200	0	0	0-0	0	0	0	.000	
18 RANA, Grace	.100	12-6	10	1	1	0	0	0	1	1	.100	1	1	2	0	.250	0	1	0-0	16	0	2	.889	
44 GARCIA, Lauren	.000	4-1	3	0	0	0	0	0	1	0	.000	2	0	0	0	.400	0	0	0-0	0	0	0	.000	
Totals	.258	54	1355	182	350	44	9	28	160	496	.366	106	34	217	14	.325	14	44	37-44	1015	371	60	.959	
Opponents	.312	54	1422	341	444	79	19	64	318	753	.530	182	40	166	10	.401	17	28	95-106	1059	437	59	.962	

LOB - Team (314), Opp (335). DPs turned - Team (19), Opp (24). CI - Team (1), RANA 1, Opp (1). IBB - Team (2), CHAVEZ 1, HATHOOT 1, Opp (1). Picked off - CARITHERS 1.

Player	era	w-l	app	gs	cg	sho	sv	ip	h	r	er	bb	so	2b	3b	hr	b/avg	wp	hp	bk	sfa	sha
17 LINTON, Amber	4.87	3-5	17	8	1	0/0	2	60.1	78	53	42	43	34	13	1	4	.310	3	10	0	0	7
23 GUEST, McKenna	5.05	10-19	40	24	9	0/0	1	147.0	167	119	106	68	90	26	8	24	.286	8	19	0	11	11
16 UMALI, Brooke	6.28	0-0	19	4	0	0/0	0	29.0	37	29	26	13	14	5	3	10	.303	1	1	0	0	1
14 SNOW, Taylor	7.39	3-13	27	13	3	0/0	0	72.0	116	89	76	27	15	24	4	17	.355	3	7	0	4	8
28 BROUSE, Emily	9.55	0-1	11	4	0	0/0	0	18.1	24	28	25	17	10	6	1	5	.308	1	2	0	1	1
5 JONES, Kenzie	12.00	0-0	10	1	0	0/0	0	11.2	22	23	20	14	3	5	2	4	.373	0	1	0	1	0
Totals	5.98	16-38	54	54	13	0/0	3	338.1	444	341	289	182	166	79	19	64	.312	16	40	0	17	28
Opponents	2.92	38-16	54	54	19	4/0	4	353.0	350	182	147	106	217	44	9	28	.258	27	34	0	14	44

PB - Team (8), YEATTS 4, RANA 2, CARITHERS 2, Opp (10). Pickoffs - Team (1), CARITHERS 1, Opp (1). SBA/ATT - YEATTS (43-50), CARITHERS (43-47), GUEST (39-46), SNOW (25-25), LINTON (14-16), RANA (8-8), BROUSE (6-7), JONES (6-6), UMALI (4-5).

MOUNTAIN WEST STATISTICS

RECORD: 8-14 HOME: 6-5 AWAY:2-9

Player	avg	gp-gs	ab	r	h	2b	3b	hr	rbi	tb	slg%	bb	hp	so	gdp	ob%	sf	sh	sb-att	po	a	e	fld%	
3 HATHOOT, Rachael	.378	22-22	74	15	28	1	1	1	3	34	.459	3	3	6	0	.425	0	4	2-2	30	53	7	.922	
13 BAYLOR, Elizabeth	.357	19-14	42	7	15	1	1	1	7	21	.500	4	0	6	0	.404	1	0	1-1	22	1	2	.920	
38 CHAVEZ, Keyannah	.340	19-19	50	16	17	1	3	3	8	33	.660	11	3	4	0	.477	1	0	0-1	37	1	3	.927	
25 YEATTS, Chloe	.328	22-22	61	8	20	2	0	6	18	40	.656	3	1	11	2	.358	2	2	0-0	61	8	4	.945	
0 VASQUEZ-DICKSO	.279	22-22	68	11	19	5	0	3	11	33	.485	2	2	13	0	.319	0	7	3-5	35	1	0	1.000	
7 ARCHULETA, Ashley	.267	22-22	60	9	16	2	0	2	11	24	.400	4	2	9	0	.328	1	0	1-1	45	32	3	.963	
20 BRAMSON, Emma	.188	22-22	64	5	12	1	0	0	4	13	.203	1	2	4	2	.224	0	1	2-2	147	3	1	.993	
8 BRUNNER, Katherine	.182	18-17	44	2	8	1	0	1	6	12	.273	1	0	9	2	.191	2	1	0-0	1	2	0	1.000	
33 CARITHERS, Sydney	.146	22-22	48	1	7	0	0	0	2	7	.146	4	2	10	0	.241	0	1	0-0	24	32	4	.933	

12 BRAUN, Savannah	.500	2-0	2	0	1	0	0	0	0	1	.500	0	0	1	0	.500	0	0	0-0	0	0	0	.000	
4 ANDREWS, Macie	.286	17-6	14	3	4	0	0	0	2	4	.286	0	2	7	0	.375	0	1	0-1	13	0	1	.929	
1 BRIONES, Gabrielle	.200	8-1	10	1	2	1	0	0	0	3	.300	1	0	2	0	.273	0	0	0-0	0	0	0	.000	
24 SANDOVAL, Diamond	.167	4-1	6	0	1	0	0	0	0	1	.167	0	0	2	0	.167	0	0	0-0	0	0	0	.000	
27 LUDERER, Hayden	.091	11-6	11	1	1	0	0	0	0	1	.091	2	1	2	0	.286	0	1	1-1	9	0	0	1.000	
26 SMITH, Karly	.000	9-1	12	1	0	0	0	0	0	0	.000	0	0	2	0	.000	0	0	0-0	0	0	0	.000	
18 RANA, Grace	.000	2-1	1	1	0	0	0	0	0	0	.000	0	0	0	0	.000	0	0	0-0	0	0	0	.000	
9 HANAWAHINE, Jewels	.000	1-0	1	0	0	0	0	0	0	0	.000	0	0	1	0	.000	0	0	0-0	0	0	0	.000	
Totals	.266	22	568	81	151	15	5	17	72	227	.400	36	18	89	6	.326	7	18	10-14	429	155	26	.957	
Opponents	.321	22	599	147	192	30	11	33	140	343	.573	77	20	60	6	.409	11	14	31-33	439	164	24	.962	

LOB - Team (127), Opp (145). DPs turned - Team (8), Opp (9). IBB - Team (1), CHAVEZ 1. Picked off - CARITHERS 1.

Player	era	w-l	app	gs	cg	sho	sv	ip	h	r	er	bb	so	2b	3b	hr	b/avg	wp	hp	bk	sfa	sha
17 LINTON, Amber	4.16	3-3	9	6	1	0/0	2	37.0	43	28	22	21	13	5	1	2	.293	1	8	0	0	5
23 GUEST, McKenna	5.51	4-6	18	8	2	0/0	0	61.0	71	52	48	33	34	13	6	12	.292	4	5	0	9	5
16 UMALI, Brooke	6.66	0-0	9	3	0	0/0	0	13.2	19	16	13	7	7	2	1	5	.317	1	1	0	0	0
14 SNOW, Taylor	9.42	1-5	11	5	0	0/0	0	26.0	47	37	35	8	4	8	2	9	.385	0	5	0	1	4
5 JONES, Kenzie	15.27	0-0	4	0	0	0/0	0	3.2	8	9	8	7	2	2	1	3	.444	0	1	0	1	0
28 BROUSE, Emily	21.00	0-0	2	0	0	0/0	0	1.2	4	5	5	1	0	0	0	2	.444	0	0	0	0	0
Totals	6.41	8-14	22	22	3	0/0	2	143.0	192	147	131	77	60	30	11	33	.321	6	20	0	11	14
Opponents	3.06	14-8	22	22	7	2/0	2	146.1	151	81	64	36	89	15	5	17	.266	7	18	0	7	18

PB - Team (1), YEATTS 1, Opp (1). Pickoffs - Team (0), Opp (1). SBA/ATT - YEATTS (28-30), GUEST (21-21), SNOW (5-5), UMALI (3-4), LINTON (1-2), CARITHERS (2-2).

HITTING GAME-BY-GAME

Date	Opponent	AB	R	H	RBI	2B	3B	HR	TB	BB	IBB	SB	CS	HBP	SAC	SF	GDP	K	PO	A	E	LOB	AVG.
Feb. 9	vs. Tennessee State	31	7	12	5	0	0	1	15	3	0	6	0	0	0	1	0	4	21	6	1	8	.387
Feb. 9	at McNeese	26	4	9	4	0	1	1	14	2	0	0	0	0	0	1	0	4	16	9	4	7	.368
Feb. 10	vs. Chattanooga	23	2	4	2	0	0	0	4	4	0	1	0	2	0	1	1	5	21	9	3	7	.312
Feb. 10	vs. California	21	3	5	3	0	0	0	5	1	0	1	0	0	0	0	0	2	12	3	2	4	.297
Feb. 11	at Louisiana	21	2	6	1	1	0	0	7	0	0	1	0	0	0	0	1	1	13	5	1	4	.295
Feb. 14	at UTEP	31	3	6	2	2	0	0	8	0	0	3	0	0	0	0	0	1	23	7	1	4	.275
Feb. 14	at UTEP	22	2	3	1	1	0	0	4	0	0	1	0	1	2	0	0	4	18	5	1	2	.257
Feb. 16	vs. Marist	32	13	15	11	4	0	0	19	4	0	7	0	2	3	1	0	3	21	6	0	8	.290
Feb. 16	at Abilene Christian	28	3	7	3	1	1	0	10	1	0	3	0	1	1	0	0	5	18	3	0	7	.285
Feb. 17	vs. Houston Christian	23	1	5	1	1	0	0	6	7	0	1	0	0	1	0	1	6	18	7	1	9	.279
Feb. 18	vs. Marist	26	10	9	9	1	1	0	12	9	1	0	1	1	0	0	0	5	21	7	2	8	.285
Feb. 18	at Abilene Christian	17	0	2	0	0	0	0	2	0	0	0	0	0	0	0	0	0	13	5	2	3	.276
Feb. 23	vs. Stephen F. Austin	27	6	8	6	1	0	1	12	2	0	0	0	2	1	1	0	3	21	12	1	9	.277
Feb. 23	at North Texas	23	1	3	1	1	0	0	4	0	0	0	0	3	1	0	0	8	18	6	0	5	.268
Feb. 24	vs. Stephen F. Austin	20	1	7	1	1	0	0	8	1	0	0	1	0	0	0	0	1	12	1	1	5	.272
Feb. 24	at North Texas	22	0	0	0	0	0	0	0	2	0	0	0	0	1	0	1	8	22	7	0	2	.257
Feb. 25	vs. Minnesota	26	1	5	1	0	0	0	5	2	0	0	0	0	1	0	1	4	21	12	2	7	.253
Feb. 28	TEXAS TECH	26	2	6	2	1	0	1	10	3	0	0	0	0	0	0	0	8	21	7	1	6	.252
March 1	vs. Pacific	28	2	9	2	1	0	0	10	2	0	0	0	2	1	0	1	5	18	9	0	19	.256
March 1	vs. Montana	27	3	7	3	0	0	1	10	3	0	1	0	0	1	0	0	6	21	9	0	7	.256
March 2	vs. Toledo	25	5	5	5	2	1	0	9	1	0	1	0	0	1	0	0	3	21	7	2	4	.253
March 2	at Grand Canyon	27	2	7	1	2	0	0	9	1	0	0	0	1	2	0	0	4	18	6	0	8	.254
March 7	vs. Cleveland State	26	1	7	0	2	0	0	9	3	0	0	0	1	1	0	0	4	18	8	1	9	.254
March 7	at Hawai'i	23	1	4	1	2	0	0	6	2	0	0	0	0	2	0	0	1	18	10	1	5	.251
March 8	vs. UConn	24	1	4	1	0	0	0	4	5	0	0	0	0	1	0	0	8	21	5	0	8	.248
March 8	at Hawai'i	24	5	5	5	0	0	1	8	3	0	0	1	0	1	0	0	2	21	7	0	2	.247
March 12	at Texas Tech	18	1	4	1	0	0	0	4	1	0	0	0	0	0	0	0	6	13	6	0	3	.246
March 12	at Texas Tech	20	5	6	5	2	0	1	11	2	0	0	0	0	0	1	0	5	13	4	1	3	.247
March 15	at San José State	30	6	8	5	1	0	0	9	3	0	3	0	0	1	2	0	2	24	11	2	6	.248
March 16	at San José State	25	1	3	1	0	0	0	3	0	0	1	0	2	0	1	0	5	18	6	2	6	.244
March 17	at San José State	29	3	8	3	0	0	0	8	1	0	0	0	0	1	0	0	2	18	2	2	7	.245
March 19	UTEP	23	6	8	6	0	0	2	14	0	0	1	0	0	2	1	0	3	21	9	0	2	.248
March 22	UNLV	32	5	12	5	0	1	2	20	3	0	0	0	1	0	0	1	3	21	6	1	10	.253
March 23	UNLV	24	2	5	2	0	1	1	10	2	0	0	0	0	2	0	0	2	24	7	1	5	.252
March 23	UNLV	28	2	8	1	0	0	0	8	3	0	2	0	2	0	0	0	4	21	6	0	10	.253
March 26	at NM State	19	1	4	0	0	0	0	4	3	0	0	0	0	1	0	0	5	14	4	1	7	.252
March 26	at NM State	31	4	9	2	2	0	1	14	2	0	0	0	0	1	0	1	1	18	4	1	9	.253
March 28	at Nevada	27	4	5	4	1	0	0	6	0	0	0	0	0	1	0	0	1	18	7	2	3	.251
March 28	at Nevada	25	2	2	2	0	0	1	5	3	0	0	0	1	0	0	0	10	18	3	1	6	.247
March 29	at Nevada	14	0	1	0	0	0	0	1	0	0	0	1	1	1	0	0	1	12	3	0	1	.244
April 3	SAN DIEGO STATE	27	2	7	1	0	0	0	7	0	0	0	0	0	1	0	1	4	21	6	1	5	.245
April 3	SAN DIEGO STATE	34	8	13	5	3	1	0	18	0	0	0	0	0	2	1	0	5	21	8	0	8	.249
April 6	at Colorado State	16	4	5	4	2	1	1	12	1	0	0	0	3	2	0	1	3	12	4	1	3	.250
April 7	at Colorado State	17	0	4	0	0	0	0	4	0	0	0	2	0	0	0	0	3	12	4	2	2	.250
April 16	NM STATE	27	3	8	3	1	0	1	12	1	0	0	0	0	1	0	1	3	21	11	4	5	.251
April 19	UTAH STATE	26	9	9	9	1	1	5	27	1	0	0	0	1	1	0	0	4	21	12	3	2	.253
April 20	UTAH STATE	23	3	6	3	0	0	0	6	4	0	0	0	1	0	1	0	6	21	6	0	8	.253
April 21	UTAH STATE	25	6	10	6	3	0	0	13	4	0	0	0	0	1	1	1	3	21	6	0	7	.257
April 26	at Boise State	26	4	5	4	1	0	2	12	3	0	0	0	0	0	0	0	6	18	6	3	4	.255
April 27	at Boise State	27	4	7	3	1	0	1	11	1	0	1	0	1	1	1	0	5	21	7	0	6	.255
April 28	at Boise State	30	4	8	3	0	0	1	11	4	0	0	0	0	1	0	0	6	18	6	3	10	.256
May 2	FRESNO STATE	34	4	12	4	2	0	2	20	1	1	2	0	1	2	0	1	4	27	16	1	9	.258
May 3	FRESNO STATE	24	4	7	4	0	0	0	7	1	0	1	0	1	1	0	0	3	21	13	0	5	.259
May 4	FRESNO STATE	25	4	6	3	0	0	1	9	1	0	0	1	3	0	0	1	7	21	10	1	4	.258
		1355	182	350	160	44	9	28	496	106	2	37	7	34	44	14	14	217	1015	371	60	314	.258

PITCHING GAME-BY-GAME

Date	Opponent	IP	H	R	ER	BB	SO	2B	3B	HR	WP	BK	HBP	DP	IBB	SCORE	W-L	SV	ERA
Feb. 9	vs. Tennessee State	7.0	9	6	6	5	9	2	0	0	1	0	1	0	0	7-6	1-0	0	6.00
Feb. 9	at McNeese	5.1	10	12	6	8	0	5	0	0	1	0	0	0	0	4-12	1-1	0	6.81
Feb. 10	vs. Chattanooga	7.0	11	4	2	4	5	1	0	1	0	0	0	0	0	2-4	1-2	0	5.07
Feb. 10	vs. California	4.0	15	16	6	4	2	1	0	2	0	0	0	1	0	3-16	1-3	0	6.00
Feb. 11	at Louisiana	4.1	8	10	9	6	3	1	0	1	0	0	1	0	0	2-10	1-4	0	7.34
Feb. 14	at UTEP	7.2	9	4	4	2	9	0	0	2	0	0	0	1	0	3-4	1-5	0	6.54
Feb. 14	at UTEP	6.0	8	4	4	3	5	3	0	0	0	0	1	0	0	2-4	1-6	0	6.27
Feb. 16	vs. Marist	7.0	5	3	3	6	9	0	0	0	1	0	0	0	0	13-3	2-6	0	5.79
Feb. 16	at Abilene Christian	6.0	10	7	7	5	5	4	0	1	1	0	0	0	0	3-7	2-7	0	6.06
Feb. 17	vs. Houston Christian	6.0	5	3	3	2	3	2	0	0	1	0	1	0	0	1-3	2-8	0	5.80
Feb. 18	vs. Marist	7.0	10	7	7	5	6	3	0	1	2	0	1	0	0	10-7	3-8	1	5.93
Feb. 18	at Abilene Christian	4.1	8	8	4	0	1	2	0	0	0	0	3	0	0	0-8	3-9	1	5.96
Feb. 23	vs. Stephen F. Austin	7.0	5	3	2	3	0	0	0	1	0	0	0	1	0	6-3	4-9	1	5.61
Feb. 23	at North Texas	6.0	7	3	3	2	4	0	0	0	0	0	0	1	0	1-3	4-10	1	5.46
Feb. 24	vs. Stephen F. Austin	4.0	12	13	10	4	2	2	1	1	0	0	1	0	0	1-13	4-11	1	6.00
Feb. 24	at North Texas	7.1	3	1	0	0	2	1	0	0	0	0	0	0	0	0-1	4-12	1	5.54
Feb. 25	vs. Minnesota	7.0	13	10	9	6	2	4	1	0	1	0	2	1	0	1-10	4-13	1	5.78
Feb. 28	TEXAS TECH	7.0	10	9	8	3	1	2	1	3	0	0	1	1	0	2-9	4-14	1	5.92
March 1	vs. Pacific	6.0	8	5	5	3	0	2	0	1	1	0	2	1	0	2-5	4-15	1	5.91
March 1	vs. Montana	7.0	7	2	2	2	3	0	1	1	0	0	0	2	0	3-2	5-15	1	5.69
March 2	vs. Toledo	7.0	5	1	1	0	4	1	0	0	0	0	0	1	0	5-1	6-15	1	5.44
March 2	at Grand Canyon	6.0	8	5	5	0	3	3	1	1	0	0	0	0	0	2-5	6-16	1	5.46
March 7	vs. Cleveland State	6.0	4	3	2	1	5	2	0	0	0	0	1	0	0	1-3	6-17	1	5.32
March 7	at Hawai'i	6.0	5	3	2	1	0	1	0	1	0	0	0	0	0	1-3	6-18	1	5.20
March 8	vs. UConn	7.0	5	3	3	2	5	0	0	1	0	0	1	0	0	1-3	6-19	1	5.10
March 8	at Hawai'i	7.0	5	4	4	7	4	0	1	2	0	0	1	0	0	5-4	7-19	1	5.06
March 12	at Texas Tech	4.1	8	9	9	4	0	2	0	4	0	0	0	0	0	1-9	7-20	1	5.30
March 12	at Texas Tech	4.1	14	14	13	4	1	2	1	3	1	0	0	0	1	5-14	7-21	1	5.70
March 15	at San José State	8.0	6	5	5	2	2	1	1	0	0	0	0	0	0	6-5	8-21	1	5.64
March 16	at San José State	6.0	6	4	3	2	2	0	1	0	1	0	0	1	0	1-4	8-22	1	5.57
March 17	at San José State	6.0	12	9	7	0	1	2	1	0	1	0	0	0	0	3-9	8-23	1	5.65
March 19	UTEP	7.0	2	1	1	0	6	0	0	1	0	0	2	1	0	6-1	9-23	1	5.49
March 22	UNLV	7.0	10	7	7	2	2	2	1	1	0	0	1	0	0	5-7	9-24	1	5.54
March 23	UNLV	8.0	4	1	1	7	5	1	0	0	1	0	1	0	0	2-1	10-24	1	5.37
March 23	UNLV	7.0	11	8	8	2	0	0	0	5	0	0	0	0	0	2-8	10-25	1	5.45
March 26	at NM State	4.2	6	9	7	6	3	0	1	2	0	0	1	0	0	1-9	10-26	1	5.55
March 26	at NM State	6.0	11	8	8	3	1	2	0	1	0	0	0	0	0	4-8	10-27	1	5.65
March 28	at Nevada	6.0	9	5	5	0	4	2	3	0	0	0	1	0	0	4-5	10-28	1	5.66
March 28	at Nevada	6.0	9	8	6	4	4	2	0	3	1	0	0	0	0	2-8	10-29	1	5.69
March 29	at Nevada	4.0	11	10	10	3	2	1	0	4	0	0	1	0	0	0-10	10-30	1	5.88
April 3	SAN DIEGO STATE	7.0	8	4	4	4	2	3	0	0	0	0	0	0	0	2-4	10-31	1	5.83
April 3	SAN DIEGO STATE	7.0	12	12	12	4	3	3	0	4	0	0	1	0	0	8-12	10-32	1	6.00
April 6	at Colorado State	4.0	11	12	12	4	3	4	1	3	0	0	2	0	0	4-12	10-33	1	6.22
April 7	at Colorado State	4.0	9	16	14	10	3	1	1	4	0	0	2	0	0	0-16	10-34	1	6.50
April 16	NM STATE	7.0	6	4	3	4	3	1	0	0	0	0	0	0	0	3-4	10-35	1	6.41
April 19	UTAH STATE	7.0	7	6	3	2	3	0	1	2	0	0	0	0	0	9-6	11-35	1	6.32
April 20	UTAH STATE	7.0	4	2	2	3	4	1	0	0	0	0	0	0	0	3-2	12-35	1	6.22
April 21	UTAH STATE	7.0	7	5	5	4	2	1	0	1	0	0	2	0	0	6-5	13-35	2	6.19
April 26	at Boise State	6.0	8	5	3	3	3	0	0	1	0	0	2	1	0	4-5	13-36	2	6.14
April 27	at Boise State	7.0	8	3	3	3	2	1	0	0	0	0	2	1	0	4-3	14-36	2	6.06
April 28	at Boise State	6.0	6	8	6	8	4	1	0	1	1	0	0	0	0	4-8	14-37	2	6.08
May 2	FRESNO STATE	9.0	9	3	1	4	5	1	0	0	0	0	2	0	0	4-3	15-37	2	5.94
May 3	FRESNO STATE	7.0	11	1	1	4	3	1	0	0	1	0	1	4	0	4-1	16-37	3	5.83
May 4	FRESNO STATE	7.0	14	13	13	2	1	2	1	4	0	0	2	1	0	4-13	16-38	3	5.98
		338.1	444	341	289	182	166	79	19	64	16	0	40	19	1	182-341	16-38	3	5.98



CAREER RECORDS

BATTING

BATTING AVG. (min. 350 AB)

1. .356 - Mariah Rimmer(244-685) 2013-16
2. .350 - Jessica Garcia.....(193-552) 2009-12
3. .349 - Jasmine Casados.....(209-598) 2014-17
4. .344 - Heather Medearis.....(146-424) 1992, 94-95
5. .342 - Chelsea Johnson.....(174-509) 2015-18
- 342 - Danielle Cassara.....(222-649) 1997-00
7. .337 - Kelly Glass.....(242-719) 2000-03
8. .336 - Tammy Goff.....(192-572) 1978-81
9. .335 - Casey Coffman.....(208-620) 1993-96
- 335 - Lindsey Elcess.....(182-507) 2005-08

SLUGGING PCT. (min. 350 AB)

1. .668 - Stefanie Carramusa.....(458 AB) 2010-12
2. .637 - Andrea Howard.....(597 AB) 2018-22
3. .627 - Jessica Garcia.....(552 AB) 2009-12
4. .603 - Chelsea Johnson.....(509 AB) 2015-2018
5. .576 - Lindsey Elcess.....(507 AB) 2005-08
6. .553 - Cameryn O'Grady.....(535 AB) 2017-21
7. .538 - Kathy Moore.....(626 AB) 1998-01
8. .537 - Jasmine Casados.....(598 AB) 2014-17
9. .535 - Danielle Cassara.....(649 AB) 1997-00
10. .528 - Mariah Rimmer.....(685 AB) 2013-16

ON BASE PCT. (min. 350 AB)

1. .446 - Kathy Moore.....(626 AB) 1998-01
2. .435 - Cameryn O'Grady.....(535 AB) 2017-21
3. .429 - Jasmine Casados.....(598 AB) 2014-17
4. .427 - Andrea Howard.....(597 AB) 2018-22
5. .423 - Analise Rubalcava.....(515 AB) 2006-09
6. .422 - Lindsey Elcess.....(507 AB) 2005-08
7. .419 - Samantha Hughes.....(559 AB) 2006-09
8. .409 - Danielle Cassara.....(649 AB) 1997-00
- 409 - Heather Medearis.....(424 AB) 1992, 94-95
10. .403 - Chelsea Johnson.....(509 AB) 2015-2018

GAMES PLAYED

1. 233.....Kathy Moore - 1998-01
2. 230.....Marianna Fenelli - 1998-01
3. 224.....Kelly Glass - 2000-03
4. 222.....Andrea Howard- 2018-22
5. 220.....Brooke Chaffee - 1999-02
6. 219.....Melissa Krolik - 1996-99
7. 217.....Lainie Horne - 1997-00
8. 213.....Danielle Cassara - 1997-00
9. 212.....Cassie Chavez - 2002, 04-06
10. 209.....Krissy Keene - 1998-01
- 209.....Rachael Wennekamp - 1998-01

AT BATS

1. 719.....Kelly Glass - 2000-03
2. 685.....Mariah Rimmer - 2013-16
3. 683.....Marianna Fenelli - 1998-01
4. 649.....Danielle Cassara - 1997-00
5. 642.....Cassie Chavez - 2002, 04-06
6. 626.....Kathy Moore - 1998-01
7. 625.....Brooke Chaffee - 1999-02
- 625.....Ryenne Hodgins - 2004-07
9. 620.....Casey Coffman - 1993-96
10. 606.....Michala Erickson - 2014-17

RUNS

1. 149.....Marianna Fenelli - 1998-01
2. 140.....Mariah Rimmer - 2013-16
3. 136.....Samantha Hughes - 2006-09
4. 126.....Andrea Howard - 2018-21
5. 120.....Cameryn O'Grady - 2017-21
6. 119.....Cassie Chavez - 2002, 04-06
7. 115.....Stefanie Carramusa - 2010-12
8. 104.....Kelly Glass - 2000-03
- 104.....Jasmine Casados - 2014-17
10. 103.....Kathy Moore - 1998-01

HITS

1. 244.....Mariah Rimmer - 2013-16
2. 242.....Kelly Glass - 2000-03
3. 222.....Danielle Cassara - 1997-00
4. 209.....Jasmine Casados - 2014-17
5. 208.....Casey Coffman - 1993-96

6. 194.....Kathy Moore - 1998-01
7. 193.....Jessica Garcia - 2009-12
8. 192.....Tammy Goff - 1978-81
9. 191.....Marianna Fenelli - 1998-01
10. 187.....Andrea Howard- 2018-22
5. 132.....Kathy Moore - 1998-01
6. 131.....Jessica Garcia - 2009-12
7. 124.....Mariah Rimmer - 2013-16
8. 116.....Lindsey Elcess - 2005-08
9. 107.....Stefanie Carramusa - 2010-12
10. 103.....Cameryn O'Grady - 2017-21
- 103.....Brooke Chaffee - 1999-02
- 103.....Katie Gilmore - 2007-10

DOUBLES

1. 54.....Cameryn O'Grady - 2017-21
2. 48.....Marianna Fenelli - 1998-01
3. 47.....Danielle Cassara - 1997-00
4. 45.....Jasmine Casados - 2014-17
5. 43.....Cassie Chavez - 2002, 04-06



Mariah Rimmer

6. 41.....Casey Coffman - 1993-96
7. 40.....Mariah Rimmer - 2013-16
8. 36.....Lainie Horne - 1997-00
- 36.....Lindsey Elcess - 2005-08
- 36.....Andrea Howard - 2018-22
10. 35.....Kathy Moore - 1998-01
- 35.....Katie Gilmore - 2007-10

TRIPLES

1. 15.....Kathy Dyer - 1982, 84-86
2. 14.....Michele Madrid - 1982-85
3. 11.....Tammy Goff - 1978-81
4. 10.....Jackie Van Hooydonk - 1995-97
- 10.....Sue Kragseth - 1980-81, 83-84
- 10.....Cheryl Shaw - 1978-80
7. 9.....Rachael Hathoot - 2020-current
- 9.....Mariah Rimmer - 2013-16
9. 8.....Lainie Horne - 1997-00
- 8.....Suzanne Dow - 1995-98
- 8.....Angel Logreco - 1987-90
- 8.....Chelsea Anaya - 2011-14
- 8.....Andrea Howard - 2018-22

HOME RUNS

1. 47.....Andrea Howard - 2018-22
2. 39.....Stefanie Carramusa - 2010-12
3. 38.....Jessica Garcia - 2009-12
4. 36.....Kathy Moore - 1998-01
5. 34.....Chelsea Johnson - 2015-2018
6. 28.....Lindsey Elcess - 2005-08
7. 27.....Cassie Chavez - 2002, 04-06
- 27.....Michala Erickson - 2014-17
9. 26.....Danielle Cassara - 1997-00
10. 21.....Jasmine Casados - 2014-17
- 21.....Cameryn O'Grady- 2017-21

RUNS BATTED IN

1. 152.....Jasmine Casados - 2014-17
2. 147.....Andrea Howard - 2018-22
3. 143.....Danielle Cassara - 1997-00
4. 139.....Chelsea Johnson - 2015-18

TOTAL BASES

1. 380.....Andrea Howard - 2018-22
2. 362.....Mariah Rimmer - 2013-16
3. 347.....Danielle Cassara - 1997-00
4. 346.....Jessica Garcia - 2009-12
5. 337.....Kathy Moore - 1998-01
6. 321.....Jasmine Casados - 2014-17
7. 307.....Chelsea Johnson - 2015-18
8. 306.....Stefanie Carramusa - 2010-12
9. 296.....Cameryn O'Grady- 2017-21
10. 292.....Lindsey Elcess - 2005-08

WALKS

1. 150.....Kathy Moore - 1998-01
2. 123.....Andrea Howard - 2018-22
3. 107.....Marianna Fenelli - 1998-01
4. 97.....Cameryn O'Grady - 2017-21
5. 90.....Analise Rubalcava - 2006-09
6. 81.....Samantha Hughes - 2006-09
7. 79.....Jasmine Casados - 2014-17
8. 77.....Sue Inman - 1983-86
9. 76.....Wendy Beeghly - 1988-91
10. 72.....Lainie Horne - 1997-00

STOLEN BASES

1. 90 - Julie Garcia.....(90-103) 1989-92
2. 88 - Kelly Glass.....(88-106) 2000-03
3. 84 - Lauren Warner.....(84-100) 1996, 99-02
4. 74 - Terri Bailey.....(74-89) 1989-92
5. 71 - Jackie Van Hooydonk.....(71-81) 1995-97
6. 66 - Samantha Hughes.....(52-61) 2006-09
7. 64 - Mariah Rimmer.....(64-78) 2013-16
8. 59 - Sheila Blonigan.....(59-59) 1983-86
9. 51 - Tracy Vun Kannon.....(51-59) 1990-91
10. 44 - Liz Bogdanovic.....(44-51) 1986-89



Andrea Howard

PITCHING

EARNED RUN AVG. (min. 200 IP)

1.	1.08	- Dena Mullins.....	(484.2 IP) 1992-93
2.	1.29	- Arlene Hernandez.....	(432.1 IP) 1985-86
3.	1.41	- Allison Maney.....	(595.2 IP) 1982-85
4.	1.45	- Tippy Borrego.....	(565.0 IP) 1980-81
5.	1.65	- Arvita Higgins.....	(272.0 IP) 1978-79
6.	1.69	- Nancy Campbell.....	(281.2 IP) 1978-79
7.	2.17	- Stephanie Smith.....	(539.0 IP) 1991-94
8.	2.33	- Chris DeFant.....	(394.2 IP) 1987-90
9.	2.43	- Beth Unterbrink.....	(236.2 IP) 1986-89
10.	2.54	- Katie Cramer.....	(311.1 IP) 1990-91

FEWEST WALK ALLOWED/ 7 INNINGS (min. 200 IP)

1.	0.63	- Arlene Hernandez.....	(432.1 IP) 1985-86
2.	0.82	- Danielle Cassara.....	(479.0 IP) 1997-00
3.	1.37	- Katie Cramer.....	(311.1 IP) 1990-91
4.	1.40	- Dena Mullins.....	(484.2 IP) 1992-93
5.	1.44	- Kathy Moore.....	(578.0 IP) 1998-01
6.	1.48	- Beth Unterbrink.....	(236.2 IP) 1986-89
7.	1.49	- Arvita Higgins.....	(272.0 IP) 1978-79
8.	1.52	- Allison Maney.....	(595.2 IP) 1982-85
9.	1.53	- Amy Dumas.....	(658.0 IP) 2001-04
10.	1.55	- Kelly Ninemire.....	(342.1 IP) 2007-08

MOST STRIKEOUTS/7 INNINGS (min. 200 IP)

1.	7.10	- Amber Linton.....	(315.1 IP) 2022-current
2.	5.90	- Ashley Perkins.....	(269.1 IP) 2004-05
3.	5.78	- Dena Mullins.....	(484.2 IP) 1992-93
4.	5.43	- Arvita Higgins.....	(272.0 IP) 1978-79
5.	5.33	- Hayley Punter.....	(299.2 IP) 2001-02
6.	5.24	- Tippy Borrego.....	(565.0 IP) 1980-81
7.	5.09	- Danielle Cassara.....	(479.0 IP) 1997-00
8.	5.02	- Iraina Ogas.....	(307.0 IP) 2003-04
9.	4.70	- Amy Dumas.....	(658.0 IP) 2001-04
10.	4.36	- Lauren Soles.....	(375.1 IP) 2013-16

WINS

1.	54	- Allison Maney.....	(54-30) 1982-85
2.	51	- Danielle Cassara.....	(51-25) 1997-00
3.	50	- Kathy Moore.....	(50-38) 1998-01
4.	50	- Stephanie Smith.....	(50-29) 1991-94
5.	47	- Tippy Borrego.....	(47-30) 1980-81
6.	45	- Amy Dumas.....	(45-50) 2001-04
45	- Dena Mullins.....	(45-27) 1992-93	
8.	35	- Arlene Hernandez.....	(35-27) 1985-86
35	- Kaela DeBroeck.....	(35-55) 2010-13	
10.	32	- Chris DeFant.....	(32-31) 1987-90

SAVES

1.	17	Krissy Fortner - 2015-2018
2.	8	Kathy Moore - 1998-01
3.	6	Iraina Ogas - 2003-04
4.	5	Katie Cramer - 1990-91
5.	4	Amber Linton - 2022-current
4	Amy Dumas - 2001-04
7.	3	Amber Linton - 2022
3	Dejah Hatfield - 1996
9.	2	Kaela DeBroeck - 2010-13
2	Carrie Sheehan - 2012-15
2	Hayley Punter - 2001-02
2	Ashley Perkins - 2004-05
2	Danielle Robertshaw - 1997-99
2	Marnie Hill - 1993-95,97
2	Stephanie Smith - 1991-94
2	Kelly Ninemire - 2007-08
2	Analise Rubalcava - 2006-09

APPEARANCES

1.	151	Amy Dumas - 2001-04
2.	130	Kaela DeBroeck - 2010-13
3.	114	Kathy Moore - 1998-01
4.	113	Krissy Fortner - 2015-2018
5.	101	Carrie Sheehan - 2012-15
6.	90	Stephanie Smith - 1991-94
90	Lauren Soles - 2013-16
8.	89	Danielle Cassara - 1997-00
9.	84	Tess McPherson - 2014-17
10.	77	Chris DeFant - 1987-90

GAMES STARTED

1.	101	Amy Dumas - 2001-04
2.	86	Kaela DeBroeck - 2010-13
3.	81	Kathy Moore - 1998-01
81	Stephanie Smith - 1991-94
5.	77	Danielle Cassara - 1997-00
6.	69	Dena Mullins - 1992-93
7.	65	Chris DeFant - 1987-90
8.	62	Kelly Ninemire - 2007-08
9.	58	Carrie Sheehan - 2012-15
10.	53	Tess McPherson - 2014-17

COMPLETE GAMES

1.	69	Stephanie Smith - 1991-94
2.	63	Kathy Moore - 1998-01
3.	56	Danielle Cassara - 1997-00
4.	54	Dena Mullins - 1992-93
5.	46	Amy Dumas - 2001-04
6.	40	Chris DeFant - 1987-90
40	Kaela DeBroeck - 2010-13
8.	33	Arvita Higgins - 1978-79
9.	32	Katie Cramer - 1990-91
10.	30	Kelly Ninemire - 2007-08

SHUTOUTS

1.	32	Allison Maney - 1982-85
2.	25	Dena Mullins - 1992-93
3.	22	Danielle Cassara - 1997-00
4.	20	Stephanie Smith - 1991-94
5.	19	Arlene Hernandez - 1985-86
6.	15	Amy Dumas - 2001-04
15	Chris DeFant - 1987-90
8.	11	Kathy Moore - 1998-01
11	Beth Unterbrink - 1986-89
10.	10	Katie Cramer - 1990-91

INNINGS PITCHED

1.	658.0	Amy Dumas - 2001-04
2.	595.2	Allison Maney - 1982-85
3.	578.0	Kathy Moore - 1998-01
4.	565.0	Tippy Borrego - 1980-81
5.	539.0	Stephanie Smith - 1991-94
6.	524.0	Kaela DeBroeck - 2010-13
7.	484.2	Dena Mullins - 1992-93
8.	479.0	Danielle Cassara - 1997-00
9.	432.1	Arlene Hernandez - 1985-86
10.	394.2	Chris DeFant - 1987-90



Amy Dumas

STRIKEOUTS

1.	442	Amy Dumas - 2001-04
2.	423	Tippy Borrego - 1980-81
3.	400	Dena Mullins - 1992-93
4.	348	Danielle Cassara - 1997-00
5.	336	Allison Maney - 1982-85
6.	320	Amber Linton - 2022-current
7.	259	Kaela DeBroeck - 2010-13
8.	234	Stephanie Smith - 1991-94
234	Lauren Soles - 2013-16
10.	233	Kathy Moore - 1998-01

BATTERS FACED

1.	2,523	Kaela DeBroeck - 2010-13
2.	2,375	Kathy Moore - 1998-01
3.	1,952	Carrie Sheehan - 2012-15
4.	1,931	Danielle Cassara - 1997-00
5.	1,846	Amy Dumas - 2001-04
6.	1,824	Lauren Soles - 2013-16
7.	1,521	Amber Linton - 2022-current
8.	1,487	Kelly Ninemire - 2007-08
9.	1,406	Emma Guindon - 2021-22
10.	1,396	Janis Robinson - 1997-98

FIELDING

FIELDING PCT. (min. 100 chances)

1.	.995	- Jennifer Haley.....	(580-2-3) 1997
.995	- Sandi Hinojos.....	(358-41-2) 1989-91, 93	
3.	.992	- Jordan Sjostrand.....	(732-27-7) 2012-14
4.	.991	- Leslie Romero.....	(211-8-2) 2019-20, 22-23
5.	.986	- Lindsey Elcess.....	(678-34-10) 2005-08
.986	- Jenna Trim.....	(197-7-3) 2023	
7.	.985	- Tiffani Chambers.....	(606-110-11) 1999-02
.985	- Lauren McCoy.....	(173-29-3) 2002	
.985	- Amy Minick.....	(525-57-9) 1986-89	
10.	.984	- Ashley Shartzter.....	(705-88-13) 2003-04
.984	- Tiffany Bradley.....	(179-11-3) 2002-03	
.984	- Elena Cranmer.....	(729-57-13) 2000-01, 03	
.984	- Naomi Tellez.....	(238-18-2) 2013-14	

PUTOUTS

1.	1,153	Ashley Shartzter - 2003-05
2.	1,047	Jordan Sjostrand - 2012-14
3.	841	Heather Medearis - 1992, 94-95
4.	729	Elena Cranmer - 2000-01, 03
5.	706	Karissa Haleman - 2013-16
6.	694	Reyan Tuck - 2020-23
7.	679	Kim Korsak - 2001-04
8.	678	Lindsey Elcess - 2005-08
9.	658	Katie Gilmore - 2007-10
10.	614	Danielle Cassara - 1997-00

ASSISTS

1.	501	Michala Erickson - 2014-17
2.	500	Cassie Chavez - 2002, 04-06
3.	451	Brooke Chaffee - 1999-02
4.	436	Marianna Fenelli - 1998-01
5.	391	Tammy Goff - 1978-81
6.	381	Cameryn O'Grady - 2017-21
7.	371	Wendy Beeghly - 1988-91
8.	347	Jasmine Casados - 2014-17
9.	344	Analise Rubalcava - 2006-09
10.	340	Marnie Hill - 1993-95, 97

MOST DOUBLE-PLAYS TURNED

1.	47	Ashley Shartzter - 2003-05
2.	46	Katie Gilmore - 2007-10
3.	36	Jordan Sjostrand - 2012-14
4.	33	Reyan Tuck - 2020-22
5.	30	Kristina Schmallen - 2005-06
6.	28	Rachael Hathoot - 2020-current
28	Cameryn O'Grady - 2017-21
8.	27	Michala Erickson - 2014-17
9.	26	Cristin Anderson - 2009-10
26	Chelsea Anaya - 2011-14
26	Karissa Haleman - 2013-16

MOST CAUGHT-STEALING BY

1.	60	Jessica Garcia - 2009-12
2.	39	Amy Minick - 1986-89
3.	34	Kaela DeBroeck - 2010-13
4.	28	Liz Young - 2005-07
5.	27	Kim Korsak - 2001-04
6.	26	Erin Brandow - 2007-10
7.	22	Lauren Wildmert - 2017-21
22	Sydney Broderick - 2018-22
9.	21	Karen Matteson - 1992-94
21	Sandi Hinojos - 1989-91, 93

SINGLE SEASON RECORDS BATTING

BATTING AVG. (min. 25 AB)

- .448 - Jessica Garcia.....(81-181) 2012
- .443 - Tammy Goff.....(51-115) 1978
- .430 - Casey Coffman.....(68-158) 1996
- .418 - Jessica Garcia.....(61-146) 2011
- .414 - Willow Kalinen.....(29-70) 2014
- .405 - Danielle Cassara.....(68-168) 1999
- .403- Andrea Howard.....(58-144) 2022
- .401 - Heather Medearis.....(61-152) 1994
- .400 - Danielle Castro.....(12-30) 2010
- .398 - Jackie Van Hooydonk.....(70-176) 1997
- .396 - Rachael Hathoot.....(59-149) 2023

SLUGGING PCT. (min. 25 AB)

- .917 - Jessica Garcia.....(181 AB) 2012
- .875 - Andrea Howard.....(144 AB) 2022
- .831 - Stefanie Carramusa.....(183 AB) 2012
- .816 - Chelsea Johnson.....(87 AB) 2016
- .801 - Jessica Garcia.....(146 AB) 2011
- .728 - Andrea Howard.....(125 AB) 2021
- .714 - Danielle Cassara.....(168 AB) 1999
- .694 - Lisa Rodrigues.....(85 AB) 2015
- .682 - Kristina Schmallen.....(157 AB) 2006
- .677 - Lindsey Elcess.....(155 AB) 2006

ON BASE PCT. (min. 25 AB)

- .531 - Andrea Howard.....(144 AB) 2022
- .519 - Analise Rubalcava.....(122 AB) 2007
- .500 - Tammy Goff.....(115 AB) 1978
- .495 - Kathy Moore.....(144 AB) 2001
- .491 - Lisa Rodrigues.....(85 AB) 2015
- .485 - Cameryn O'Grady.....(76 AB) 2020
- .482 - Jessica Garcia.....(181 AB) 2012
- .480 - Jackie Van Hooydonk.....(176 AB) 1997
- .478 - Wendy Beeghly.....(104 AB) 1989
- .474 - Cameryn O'Grady.....(141 AB) 2019
- .474 - Danielle Cassara.....(168 AB) 1999



Jessica Garcia

GAMES PLAYED

- 65.....Cassie Chavez - 2004
- 64.....Sabrina Sandberg - 2004
- 64.....Ashley Shartzter - 2004
- 63.....Ora Hensley - 2004
- 63.....Ora Hensley - 2003
- 63.....Sabrina Sandberg - 2003
- 63.....Ashley VanBoxmeer - 2003
- 63.....Kim Korsak - 2003
- 63.....Ashley Shartzter - 2003
- 63.....Kelly Glass - 2003

AT BATS

- 210.....Kelly Glass - 2003
- 190.....Cassie Chavez - 2004
- 188.....Ora Hensley - 2003
- 187.....Stephanie Kennedy - 2004
- 187.....Brooke Chaffee - 2001
- 185.....Claire Miller - 1981
- 183.....Kelly Glass - 2000
- 183.....Ryenne Hodgins - 2006
- 182.....Iraina Ogas - 2003
- 182.....Krissy Keene - 2001
- 182.....Karen Pace - 1978

RUNS

- 60.....Stefanie Carramusa - 2012
- 52.....Shenise Cox - 2012
- 47.....Jessica Garcia - 2012
- 47.....Jackie Van Hooydonk - 1997
- 46.....Chelsea Anaya - 2012
- 45.....Marianna Fenelli - 1999
- 43.....Mariah Rimmer - 2016
- 41.....Cassie Chaves - 2006
- 41.....Cristin Anderson - 2010
- 40.....Andrea Howard - 2022

HITS

- 81.....Jessica Garcia - 2012
- 70.....Jackie Van Hooydonk - 1997
- 68.....Kelly Glass - 2003
- 68.....Danielle Cassara - 1999
- 68.....Casey Coffman - 1996
- 67.....Stefanie Carramusa - 2012
- 67.....Mariah Rimmer - 2016
- 66.....Rachael Hathoot - 2024
- 65.....Danielle Cassara - 2000
- 65.....Mariah Rimmer - 2015

DOUBLES

- 21.....Casey Coffman - 1996
- 17.....Jackie Van Hooydonk - 1997
- 17.....Samantha Hughes - 2009
- 16.....Cameryn O'Grady - 2019
- 16.....Stefanie Carramusa - 2012
- 16.....Ashley VanBoxmeer - 2003
- 16.....Lindsey Elcess - 2006
- 15.....Cameryn O'Grady - 2020
- 15.....Danielle Cassara - 2000
- 15.....Cassie Chavez - 2006
- 15.....Jessica Garcia - 2011

TRIPLES

- 9.....Kathy Dyer - 1986
- 8.....Jackie Van Hooydonk - 1997
- 7.....Rachael Hathoot - 2023
- 7.....Lainie Horne - 1998
- 7.....Tammy Goff - 1978
- 6.....Michele Madrid - 1982
- 6.....Sue Kragseth - 1980
- 6.....Cheryl Shaw - 1978
- 5.....Keyannah Chavez - 2024
- 5.....Ashley Archuleta - 2023
- 5.....Kathy Dyer - 1985
- 5.....Terri Nielson - 1985
- 5.....Liz Bogdanovic - 1989
- 5.....Mariah Rimmer - 2014

HOME RUNS

- 24.....Jessica Garcia - 2012
- 23.....Stefanie Carramusa - 2012
- 18.....Andrea Howard - 2022
- 15.....Shenise Cox - 2012
- 13.....Danielle Cassara - 1999
- 13.....Jessica Garcia - 2011
- 12.....Andrea Howard - 2021
- 12.....Kathy Moore - 2000
- 12.....Kristina Schmallen - 2006
- 11.....Danielle Cassara - 2000

- 11.....Stefanie Carramusa - 2011
- 11.....Chelsea Johnson - 2016

RUNS BATTED IN

- 69.....Jessica Garica - 2012
- 57.....Andrea Howard - 2022
- 54.....Danielle Cassara - 1999
- 52.....Kristina Schmallen - 2006
- 51.....Danielle Cassara - 2000
- 49.....Stefanie Carramusa - 2012
- 45.....Kathy Moore - 2000
- 45.....Lindsey Elcess - 2006
- 43.....Naomi Tellez - 2014
- 42.....Cassie Chavez - 2006
- 42.....Mariah Rimmer - 2016

TOTAL BASES

- 166.....Jessica Garica - 2012
- 152.....Stefanie Carramusa - 2012
- 126.....Andrea Howard - 2022
- 120.....Danielle Cassara - 1999
- 118.....Jackie Van Hooydonk - 1997
- 117.....Jessica Garcia - 2011
- 113.....Danielle Cassara - 2000
- 110.....Ashley VanBoxmeer - 2003
- 108.....Mariah Rimmer - 2016
- 107.....Kristina Schmallen - 2006

WALKS

- 57.....Kathy Moore - 2001
- 43.....Andrea Howard - 2022
- 35.....Marianna Fenelli - 2000
- 33.....Kathy Moore - 1999
- 33.....Samantha Hughes - 2008
- 32.....Cameryn O'Grady - 2018
- 32.....Shenise Cox - 2012
- 32.....Kathy Moore - 2000
- 31.....Cameryn O'Grady - 2019
- 31.....Marianna Fenelli - 2001

STOLEN BASES

- 40 - Jackie Van Hooydonk.....(40-48) 1997
- 39 - Lauren Warner.....(39-46) 1999
- 29 - Julie Garcia.....(29-33) 1992
- 27 - Samantha Hughes.....(27-31) 2007
- 26 - Mariah Rimmer.....(26-34) 2013
- 26 - Kelly Glass.....(26-32) 2001
- 26 - Kelly Glass.....(26-31) 2000
- 26 - Julie Garcia.....(26-29) 1990
- 26 - Tracy Vun Kannon.....(26-30) 1990
- 25 - Tracy Vun Kannon.....(25-29) 1991

PITCHING

EARNED RUN AVG. (min. 100 IP)

- 0.94 - Allison Maney.....(153.2 IP) 1985
- 1.00 - Dena Mullins.....(280.1 IP) 1993
- 1.18 - Allison Maney.....(229.1 IP) 1983
- 1.19 - Dena Mullins.....(204.1 IP) 1992
- 1.21 - Arlene Hernandez.....(231.1 IP) 1985
- 1.34 - Tippy Borrego.....(303.0 IP) 1981
- 1.34 - Arvita Higgins.....(148.0 IP) 1979
- 1.35 - Nancy Campbell.....(160.0 IP) 1979
- 1.36 - Erin Putnam.....(112.1 IP) 1984
- 1.39 - Arlene Hernandez.....(201.0) 1986

FEWEST WALKS ALLOWED/ INNINGS (min. 100 IP)

- 0.55 - Danielle Cassara.....(179.1 IP) 2000
- 0.59 - Arlene Hernandez.....(201.0 IP) 1986
- 0.64 - Danielle Cassara.....(152.1 IP) 1999
- 0.67 - Arlene Hernandez.....(231.1 IP) 1985
- 0.78 - Amy Dumas.....(179.1 IP) 2001
- 0.92 - Kathy Moore.....(152.1 IP) 1999

- 7. 0.93 - Erin Putnam..... (112.1 IP) 1984
- 8. 1.09 - Katie Cramer..... (141.1 IP) 1991
- 9. 1.20 - Beth Unterbrink..... (105.0 IP) 1989
- 10. 1.21 - Hayley Punter..... (133.0 IP) 2002

MOST STRIKEOUTS/7 INNINGS (min. 100 IP)

- 1. 7.24 - Amber Linton..... (158.2 IP) 2023
- 2. 6.97- Amber Linton..... (156.2 IP) 2022
- 3. 6.65 - Dena Mullins..... (204.1 IP) 1992
- 4. 6.64 - Hayley Punter..... (166.2 IP) 2001
- 5. 6.33 - Amy Dumas..... (215.2 IP) 2003
- 6. 6.33 - Tippy Borrego..... (303.0 IP) 1981
- 7. 6.19 - Ashley Perkins..... (144.2 IP) 2005
- 8. 5.72 - Arvita Higgins..... (148.0 IP) 1979
- 9. 5.70 - Nancy Campbell..... (121.2 IP) 1978
- 10. 5.56 - Lauren Soles..... (132.1 IP) 2013
- 5.56 - Danielle Cassara..... (152.1 IP) 1999
- 5.56 - Ashley Perkins..... (124.2 IP) 2004

WINS

- 1. 30 - Tippy Borrego..... (30-13) 1981
- 2. 25 - Dena Mullins..... (25-16) 1993
- 3. 22 - Allison Maney..... (22-10) 1983
- 4. 21 - Danielle Cassara..... (21-6) 2000
- 21 - Stephanie Smith..... (21-9) 1991
- 6. 20 - Dena Mullins..... (20-11) 1992
- 7. 19 - Arlene Hernandez..... (19-14) 1985
- 8. 18 - Amy Dumas..... (18-8) 2001
- 18 - Danielle Cassara..... (18-5) 1999
- 18 - Allison Maney..... (18-11) 1984

SAVES

- 1. 6..... Krissy Fortner - 2016
- 2. 5..... Krissy Fortner - 2015
- 3. 4..... Iraina Ogas - 2004
- 4..... Krissy Fortner - 2017
- 5. 3..... Amber Linton - 2022
- 3..... Kathy Moore - 2000
- 3..... Kathy Moore - 1999
- 3..... Dejah Hatfield - 1996
- 3..... Katie Cramer - 1990
- 10. 2..... Amber Linton - 2024
- 2..... Krissy Fortner - 2018
- 2..... Kaela DeBroeck - 2012
- 2..... Carrie Sheehan - 2012
- 2..... Kelly Ninemire - 2008
- 2..... Amy Dumas - 2004
- 2..... Iraina Ogas - 2003
- 2..... Katie Cramer - 1991
- 2..... Marnie Hill - 1994
- 2..... Stephanie Smith - 1991
- 2..... Analise Rubalcava - 2009
- 2..... Lisa Rodrigues - 2015

APPEARANCES

- 1. 47..... Amy Dumas - 2003
- 2. 43..... Dena Mullins - 1993
- 3. 40..... McKenna Guest - 2024
- 40..... Kelly Ninemire - 2008
- 4. 39..... Iraina Ogas - 2003
- 39..... Kaela DeBroeck - 2010
- 39..... Emma Guindon - 2022
- 7. 38..... Katie Gregg - 2006
- 38..... Jen Mendenhall - 2006
- 38..... Krissy Fortner - 2015
- 38..... Amber Linton - 2022

GAMES STARTED

- 1. 42..... Dena Mullins - 1993
- 2. 37..... Amy Dumas - 2003
- 3. 35..... Kelly Ninemire - 2008
- 4. 31..... Danielle Castro - 2009
- 5. 29..... Jensen Main - 2018
- 29..... Danielle Cassara - 2000
- 29..... Stephanie Smith - 1991
- 8. 28..... Hayley Punter - 2001

- 28..... Tess McPherson - 2017
- 10. 27..... Dena Mullins - 1992
- 27..... Kelly Ninemire - 2007
- 27..... Emma Guindon - 2021
- 27..... Amber Linton - 2022

COMPLETE GAMES

- 1. 30..... Dena Mullins - 1993
- 2. 25..... Stephanie Smith - 1991
- 3. 24..... Dena Mullins - 1992
- 4. 23..... Stephanie Smith - 1994
- 5. 22..... Danielle Cassara - 2000
- 6. 21..... Kathy Moore - 2000
- 21..... Tracy Johnson - 1987
- 21..... Arvita Higgins - 1979
- 9. 20..... Danielle Cassara - 1999
- 20..... Nancy Campbell - 1979

SHUTOUTS

- 1. 15..... Dena Mullins - 1993
- 15..... Allison Maney - 1983
- 3. 12..... Arlene Hernandez - 1985
- 4. 11..... Danielle Cassara - 1999
- 5. 10..... Dena Mullins - 1992
- 6. 9..... Stephanie Smith - 1991
- 9..... Allison Maney - 1984
- 8. 8..... Allison Maney - 1985
- 9. 7..... Danielle Cassara - 2000
- 7..... Arlene Hernandez - 1986

INNINGS PITCHED

- 1. 303.0..... Tippy Borrego - 1981
- 2. 280.1..... Dena Mullins - 1993
- 3. 262.0..... Tippy Borrego - 1980
- 4. 231.1..... Arlene Hernandez - 1985
- 5. 229.1..... Allison Maney - 1983
- 6. 215.2..... Amy Dumas - 2003
- 7. 205.0..... Stephanie Smith - 1991
- 8. 204.1..... Dena Mullins - 1992
- 9. 201.0..... Arlene Hernandez - 1986
- 10. 188.0..... Kathy Moore - 2000



Tippy Borrego

STRIKEOUTS

- 1. 274..... Tippy Borrego - 1981
- 2. 206..... Dena Mullins - 1993
- 3. 195..... Amy Dumas - 2003
- 4. 194..... Dena Mullins - 1992
- 5. 164..... Amber Linton - 2023
- 6. 158..... Hayley Punter - 2001
- 7. 156..... Amber Linton - 2022
- 8. 149..... Tippy Borrego - 1980
- 9. 141..... Danielle Cassara - 2000
- 10. 131..... Kelly Ninemire - 2008

BATTERS FACED

- 1. 848..... Jensen Main - 2018
- 2. 796..... Kelly Ninemire - 2008
- 3. 792..... Dejah Hatfield - 1996
- 4. 779..... Amber Linton - 2022
- 5. 742..... Amber Linton - 2023
- 6. 729..... Kathy Moore - 2000
- 7. 718..... Emma Guindon - 2021
- 8. 717..... Jen Mendenhall - 2006
- 9. 703..... Janis Robinson - 1997
- 10. 694..... McKenna Guest - 2024

FIELDING

FIELDING PCT. (min. 50 chances)

- 1. 1.000 - Reyan Tuck..... (69-1-0) 2020
- 1.000 - Lindsey Elcess..... (85-81-0) 2006
- 1.000 - Sabrina Sandberg..... (49-6-0) 2004
- 1.000 - Molly McKinnon..... (46-8-0) 2002
- 1.000 - Lainie Horne..... (52-6-0) 1999
- 1.000 - Merlinda Marquez..... (66-1--0) 1999
- 1.000 - Karen Matteson..... (56-9-0) 1993
- 1.000 - Julie Garcia..... (74-7-0) 1991
- 1.000 - Sue Inman..... (64-4-0) 1986
- 10. .996 - Tiffanie Chambers..... (208-35-1) 2001
- .996 - Lindsey Elcess..... (257-10-1) 2007

PUTOUTS

- 1. 580..... Jennifer Haley - 1997
- 2. 511..... Elena Cranmer - 2001
- 3. 462..... Ashley Shartzter - 2004
- 4. 448..... Ashley Shartzter - 2005
- 5. 380..... Jordan Sjostrand - 2013
- 6. 372..... Karissa Haleman - 2015
- 7. 365..... Tracy Vun Kannon - 1990
- 8. 352..... Jordan Sjostrand - 2012
- 9. 351..... Danielle Castro - 2011
- 10. 346..... Lindsey Elcess - 2008

ASSISTS

- 1. 206..... Tammy Goff - 1979
- 2. 185..... Tammy Goff - 1978
- 3. 182..... Pat Schnedar - 1978
- 4. 153..... Cassie Chavez - 2005
- 5. 151..... Cassie Chavez - 2004
- 6. 149..... Marianna Fenelli - 2001
- 7. 146..... Brooke Chaffee - 2001
- 8. 144..... Marianna Fenelli - 1998
- 9. 143..... Ora Hensley - 2003-04
- 143..... Marianna Fenelli - 1999

MOST DOUBLE-PLAYS TURNED

- 1. 18..... Ashley Shartzter - 2005
- 2. 17..... Karissa Haleman - 2015
- 3. 16..... Jenna Trim - 2023
- 16..... Tracy Vun Kannon - 1990
- 16..... Samantha Hughes - 2006
- 6. 15..... Rachael Hathoot - 2023
- 15..... Ashley Shartzter - 2004
- 15..... Kristina Schmallen - 2006
- 15..... Kristina Schmallen - 2005
- 15..... Katie Gilmore - 2009

MOST CAUGHT-STEALING BY

- 1. 21..... Jessica Garcia - 2012
- 2. 20..... Liz Young - 2006
- 20..... Jessica Garcia - 2011
- 4. 19..... Amy Minick - 1987
- 5. 18..... Kim Korsak - 2003
- 6. 16..... Angel Logreco - 1988
- 16..... Diane Settle - 1984
- 16..... Naomi Tellez - 2014
- 9. 15..... Jessica Garcia - 2010
- 10. 14..... Amy Minick - 1986

SINGLE SEASON TEAM RECORDS

BATTING

BATTING AVG.

1.	.311	2012
2.	.300	2006
3.	.299	2023
	.299	2015
	.299	1989
6.	.297	2014
	.297	2011
	.297	1999
	.297	1994
10.	.296	2000

SLUGGING PCT.

1.	.568	2012
2.	.475	2011
3.	.453	2015
4.	.446	2006
	.446	2000
6.	.431	2016
7.	.430	2014
8.	.428	1999
9.	.426	2007
10.	.423	2022

ON BASE PCT.

1.	.417	1989
2.	.401	1991
3.	.392	2012
	.392	2007
5.	.385	1990
6.	.382	2015
7.	.369	2000
8.	.368	2023
9.	.367	2014
	.367	2009

RUNS

1.	347	2012
2.	272	2015
3.	271	1999
4.	265	2000
5.	260	2006
6.	250	2001
7.	237	1998
8.	235	2016
9.	234	2014
10.	231	2023

HITS

1.	463	2001
2.	455	2012
3.	450	1999
4.	448	2000
5.	444	1998
6.	432	2015
7.	427	2006
8.	420	2004
	420	2003
10.	400	2014

DOUBLES

1.	89	2000
2.	79	2009
	79	1999
	79	1998
5.	77	2006
6.	74	2001
7.	71	2015
8.	70	2012
9.	68	2004
10.	67	2016
	67	2011

TRIPLES

1.	22	1980
2.	20	1989
	20	1985
4.	17	1998
5.	16	1983
6.	14	2023
	14	2010
8.	13	2011
9.	12	2015
	12	2014
	12	1997
	12	1986

HOME RUNS

1.	46	2022
	46	2000
3.	43	2015
4.	40	2011
5.	38	2016
	38	2006
7.	37	2008
	37	1999
9.	34	2019
	34	2007
	34	2004

RUNS BATTED IN

1.	319	2012
2.	244	2006
3.	240	2015
4.	238	2000
5.	227	1999
6.	222	2001
7.	214	2023
8.	209	2022
9.	208	1998
10.	204	2016

TOTAL BASES

1.	832	2012
2.	675	2000
3.	656	2015
4.	648	1999
5.	634	2006
6.	616	2001
7.	604	2004
8.	602	1998
9.	592	2022
10.	579	2014

WALKS

1.	203	2001
2.	183	2008
3.	179	2019
4.	178	2022
	178	2018
6.	173	2007
7.	170	2015
8.	163	2012
9.	156	2000
10.	154	2016

STOLEN BASES

1.	116	1990
2.	100	1989
3.	98	1991
4.	87	2010
	87	2001
6.	81	2008
7.	79	1999
	79	1997
9.	72	2007
10.	70	1992

STOLEN BASE ATTEMPS

1.	131	1990
2.	123	1991
3.	115	1989
4.	111	2008
5.	110	2010
6.	101	2001
7.	99	1997
8.	98	1999
9.	94	2007
10.	92	1992

WINS

1.	42	1999
2.	39	2001
3.	38	2000
4.	35	1991
	35	1983
6.	34	1981
7.	33	1993
8.	31	1990
	31	1985
10.	30	2004
	30	1992
	30	1980

PITCHING

EARNED RUN AVG.

1.	0.85	1985
2.	1.11	1983
3.	1.18	1984
4.	1.21	1986
	1.21	1981
6.	1.23	1993
7.	1.32	1980
8.	1.46	1999
9.	1.56	1992
10.	1.74	1988

FEWEST WALKS ALLOWED/ GAME

1.	0.91	1999
2.	1.03	1986
3.	1.06	1985
4.	1.18	2000
5.	1.36	2001
6.	1.39	1987
7.	1.40	2002
8.	1.45	1992
	1.45	1983
10.	1.47	1994

FEWEST WALKS

1.	38	1986
2.	51	1999
3.	55	1985
	55	1982
5.	57	1987
6.	62	1984
7.	66	2002
	66	2000
9.	71	1989
10.	72	1994

MOST STRIKEOUTS / GAME

1.	5.32	1981
2.	5.30	2022
3.	5.22	2004
4.	5.02	2003
5.	4.56	2023
6.	4.41	1992

7. 4.36.....	2001
8. 4.33.....	1993
9. 4.18.....	2013
10. 4.12.....	2008

STRIKEOUTS

1. 339.....	2004
2. 282.....	1981
3. 281.....	2022
4. 279.....	2001
5. 234.....	2013
234.....	1993
7. 228.....	2023
8. 225.....	1992
9. 224.....	1999
10. 223.....	2000

SHUTOUTS

1. 22.....	1985
22.....	1983
3. 20.....	1993
4. 17.....	2001
17.....	1999
6. 15.....	1981
7. 14.....	1984
8. 12.....	2004
12.....	1990
12.....	1989

OPPONENT BATTING AVG.

1. .182.....	1980
2. .185.....	1981
3. .197.....	1993
4. .203.....	1984
.203.....	1983
6. .214.....	1989
.214.....	1985
8. .222.....	1992
9. .224.....	1991
10. .225.....	1999

HITS ALLOWED

1. 191.....	1982
2. 204.....	1986
3. 205.....	2020
4. 228.....	1984
5. 237.....	1980
6. 254.....	1985
7. 255.....	1988
8. 259.....	1993
9. 262.....	1983
10. 274.....	1989

FIELDING

FIELDING PCT.

1. .963.....	2004
.963.....	1999
.963.....	1992
.963.....	1990
5. .962.....	1989
6. .961.....	2007
.961.....	1993
8. .960.....	2011
.960.....	2006
.960.....	2005
.960.....	1986
.960.....	1985

PUTOUTS

1. 1445.....	2002
2. 1318.....	2004
3. 1290.....	2001
4. 1265.....	2003

5. 1253.....	1998
6. 1142.....	1985
7. 1137.....	1999
8. 1133.....	2000
9. 1119.....	1997
10. 1110.....	1993

ASSISTS

1. 939.....	2002
2. 676.....	2001
3. 604.....	1998
4. 551.....	2003
551.....	1999
6. 537.....	2005
7. 533.....	2000
8. 530.....	1993
9. 528.....	1991
10. 526.....	2006

MOST DOUBLE-PLAYS TURNED

1. 36.....	2000
2. 31.....	2001
3. 27.....	2009
27.....	1991
5. 24.....	2015
24.....	2008
7. 23.....	2014
23.....	1998
9. 22.....	2023
22.....	1985

ERRORS

1. 48.....	2007
2. 53.....	2011
53.....	1986
4. 55.....	1989
5. 57.....	1984
6. 58.....	1992
7. 60.....	2024
60.....	2014
60.....	1990
10. 61.....	2023



YEAR-BY-YEAR

1978

Record: 17-16 | Conference: 5-4

March 1	Arizona State	L	2-0
March 15	Arizona State	L	2-1
March 17	Northern Arizona	W	2-1
March 17	Northern Arizona	W	6-4
March 17	Pima	W	8-7
March 18	Arizona	L	10-3
March 18	Arizona	L	6-3
March 22	Northern Colorado	L	11-0
March 22	Northern Colorado	L	6-4
March 23	New Mexico State	L	6-3
March 23	Arizona	L	8-4
March 24	Michigan State	L	3-2
March 24	Michigan State	W	4-3
March 31	Utah State	W	8-7
March 31	Weber State	L	9-7
April 1	Utah	W	7-2
April 7	Central Arizona	W	11-4
April 9	Arizona State	L	2-0
April 9	Northern Arizona	W	11-0
April 10	Arizona	W	1-0
April 10	Glendale	W	1-0
April 10	New Mexico State	L	3-2
April 14	Arizona State	L	5-0
April 15	New Mexico State	L	8-0
April 15	Arizona	W	6-4
April 18	New Mexico State	W	5-0
April 19	New Mexico State	W	6-5
April 20	Northern Colorado	L	8-0
April 29	Colorado State	W	10-4
April 29	Wyoming	W	5-4
May 7	Arizona State	L	6-1
May 11	Southern Utah	W	19-5
May 12	Idaho State	W	5-2

Coach: Susan Craig

1979

Record: 20-24 | Conference: 5-9

Feb. 26	Northwest Missouri	W	8-2
Feb. 26	Northwest Missouri	W	7-0
March 1	Northwest Missouri	W	11-0
March 1	Northwest Missouri	W	1-0
March 2	Northwest Missouri	W	9-0
March 2	Northwest Missouri	W	6-4
March 11	Kansas	L	7-2
March 11	Kansas	W	5-0
March 12	Oklahoma	W	6-0
March 12	Oklahoma	L	1-0
March 14	Arizona	L	4-2
March 16	Oklahoma State	W	5-3
March 21	Northern Colorado	W	2-1
March 21	Northern Colorado	W	7-6
March 23	Arizona	L	8-0
March 24	Northern Colorado	L	10-0
March 24	Pima	W	4-0
March 24	Mesa	L	3-2
March 29	Glendale	W	11-3
March 29	Phoenix	L	2-1
March 29	Nebraska	W	6-1
March 29	New Mexico State	L	2-1
April 5	Weber State	L	2-1
April 5	Weber State	L	4-0
April 6	Utah	L	3-2
April 6	Utah	W	1-0
April 7	Utah State	W	2-0
April 7	Utah State	W	3-2
April 20	Arizona	L	9-3
April 20	Arizona	L	8-1
April 20	Arizona State	L	3-0
April 20	Arizona State	L	3-0
April 21	Oregon State	L	1-0
April 21	Oregon State	W	7-4
April 21	Texas Women's Univ.	L	5-2
April 21	Texas Women's Univ.	L	2-0
April 26	Colorado State	W	4-2

April 26	Colorado State	W	15-1
April 27	Northern Colorado	L	1-0
April 27	Northern Colorado	L	2-0
April 28	Wyoming	L	2-0
April 28	Wyoming	L	3-2
May 5	New Mexico State	L	6-3
May 5	New Mexico State	L	2-0

Coach: Susan Craig

1980

Record: 23-22 | Conference: 5-7

Nationals: 0-2			
March 1	New Mexico State	W	2-0
March 1	New Mexico State	W	4-3
March 7	Arizona State	L	2-0
March 7	Arizona State	L	2-0
March 9	Kansas	W	6-2
March 9	Kansas	L	7-5
March 10	Oklahoma	W	1-0
March 10	Oklahoma	W	7-2
March 13	Arizona	W	4-3
March 13	Oklahoma State	W	6-0
March 13	Creighton	W	3-2
March 14	Wyoming	W	9-1
March 15	Kansas	L	13-7
March 15	New Mexico State	L	5-4 (9)
March 20	UT Arlington	L	5-2
March 21	Eastern Oklahoma	W	3-2 (8)
March 21	Missouri	L	3-2
March 28	Stephen F. Austin	W	3-2
March 28	Minnesota	W	4-3 (8)
March 29	Southwest Missouri St.	L	2-0
March 29	Texas Women's Univ.	L	1-0
April 4	Utah State	L	3-0
April 4	Utah State	W	5-4
April 5	Idaho State	W	6-3
April 5	Idaho State	W	10-0
April 11	Utah	L	9-4
April 11	Utah	L	6-0
April 12	Weber State	L	1-0 (8)
April 12	Weber State	L	1-0 (11)
April 18	Texas Women's Univ.	L	1-0
April 19	Minnesota	W	2-0
April 20	Cal Poly	L	1-0 (8)
April 20	Southern Illinois	L	4-2
April 25	Wyoming	L	6-3
April 25	Wyoming	W	3-2
April 26	Northern Colorado	L	2-0
April 26	Northern Colorado	W	4-0
May 8	Weber State	L	1-0
May 9	Northern Colorado	W	5-2
May 9	Wyoming	W	7-1
May 10	Utah	W	2-0
May 10	Utah State	W	3-2 (9)
May 10	Utah State	W	2-1 (8)
*May 22	Cal Poly	L	3-1
*May 23	Western Michigan	L	1-0

1981

Record: 29-19 | Conference: 9-5

Regionals: 4-0 Nationals: 1-2			
March 4	Iowa State	W	3-1
March 4	Iowa State	L	1-0
March 5	Iowa State	W	4-0
March 5	Iowa State	L	2-0
March 7	New Mexico State	W	3-2
March 7	New Mexico State	L	3-0
March 9	Creighton	W	2-0
March 9	Creighton	L	7-0
March 12	Arizona State	L	3-0
March 13	Texas Women's Univ.	L	4-3
March 13	Oklahoma State	L	4-3
March 13	Fresno State	W	2-1
March 14	Cal Poly	L	2-1
March 19	Wichita State	W	6-2

March 19	Oklahoma State	W	1-0
March 19	Iowa	L	1-0
March 20	Texas Wesleyan	W	7-1
March 20	Missouri	L	10-3
March 20	Southwest Missouri St.	L	2-1
March 21	Oklahoma	L	8-0
March 21	Sam Houston	W	7-3
March 21	Nebraska	W	3-2
March 26	Texas Women's Univ.	W	1-0
March 26	California	W	1-0
April 3	Utah	L	10-2
April 3	Utah	W	1-0
April 4	Weber State	W	2-0
April 4	Weber State	L	5-2
April 11	New Mexico State	W	2-1
April 11	New Mexico State	L	7-0
April 17	Northern Colorado	W	4-2
April 17	Northern Colorado	W	6-5
April 18	Utah State	W	2-1
April 24	Utah State	L	3-0
April 24	Utah State	L	1-0
April 25	Idaho State	W	2-0
April 25	Idaho State	W	1-0
May 1	Wyoming	W	1-0
May 1	Wyoming	W	2-0
May 2	Northern Colorado	W	6-0
May 2	Northern Colorado	W	6-0
May 7	Idaho State	W	4-2
May 7	Utah	W	5-4
May 8	New Mexico State	W	1-0
May 9	New Mexico State	W	4-1
*May 20	Oklahoma	L	1-0
*May 22	Illinois State	W	1-0
*May 23	Oklahoma State	L	5-2

*AIAW National Championships

Coach: Susan Craig

1982

Record: 4-28 | Conference: 0-14

Feb. 27	New Mexico State	L	9-3
Feb. 27	New Mexico State	L	4-3
Feb. 28	New Mexico State	L	4-0
Feb. 28	New Mexico State	W	3-2
March 4	Cal Poly	L	7-2
March 5	Pacific	L	2-1
March 5	New Mexico State	W	7-5
March 6	Arizona State	L	6-0
March 6	Texas Tech	W	8-1
March 18	Ohio State	W	3-2 (9)
March 18	Iowa State	L	2-1
March 19	Southwest Missouri St.	L	4-3
March 25	UT Arlington	L	2-1
March 25	Texas A&M	L	1-0
March 26	UT Arlington	L	3-1
March 26	Indiana	L	8-0
April 2	Wyoming	L	2-0
April 2	Wyoming	L	9-3
April 3	Northern Colorado	L	3-2
April 3	Northern Colorado	L	12-2 (5)
April 9	Utah State	L	10-2
April 10	Idaho State	L	6-3 (10)
April 10	Idaho State	L	7-0
April 16	Arizona State	L	5-2
April 17	Oklahoma State	L	9-5
April 18	Kansas	L	6-0
April 24	New Mexico State	L	4-0
April 24	New Mexico State	L	7-0
April 30	Utah	L	7-0
April 30	Utah	L	7-0
May 1	Weber State	L	7-0
May 1	Weber State	L	7-0

Coach: Susan Craig

1983

Record: 35-16 | Nationals: 1-2

Feb. 26	Texas Tech	W	1-0
Feb. 26	Texas Tech	W	4-0

Feb. 27	Texas Tech	W	4-2	^March 23	Northwestern	L	3-1	*May 1	Utah State	W	3-1
March 5	NM Highlands	W	8-0 (5)	^March 24	South Carolina	L	2-0	*May 2	Utah	L	2-0
March 5	NM Highlands	W	6-4	*April 6	Utah	W	3-0	*May 2	Utah	L	4-2
March 6	Wyoming	W	1-0 (16)	*April 6	Utah	W	2-1	&May 9	Utah State	L	5-3
March 8	West Texas State	W	4-1	*\$April 13	Utah State	W	2-1	&May 10	Northern Arizona	W	4-0
March 8	West Texas State	W	1-0	*\$April 13	Utah State	L	1-0	&May 11	Utah	L	1-0
March 9	Baylor	W	4-3	\$April 14	Northern Colorado	W	6-1	!New Mexico State Invitational			
March 10	Pima	W	1-0	\$April 14	Northern Colorado	W	12-1	#Oklahoma Invitational			
March 10	Mesa	W	9-0 (5)	\$April 15	UCLA	L	3-0	^Texas A&M Invitational			
March 10	Oklahoma City	W	5-1	\$April 15	UCLA	L	3-1	\$Pacific Tournament			
March 11	Minnesota	W	2-1	*April 21	New Mexico State	W	10-1	*High Country Athletic Conference game			
March 12	Nebraska	W	4-1	*April 21	New Mexico State	W	5-0	&HCAC Championship			
March 12	Eastern Arizona	W	10-0 (5)	*April 27	Colorado State	W	3-0	Coach: Susan Craig			
March 12	New Mexico State	L	4-0	*April 27	Colorado State	W	5-3				
March 15	Kansas	L	3-0	*April 28	Northern Colorado	W	1-0				
March 15	Kansas	W	5-0	*April 28	Northern Colorado	W	6-3				
March 17	Nebraska	W	2-0	&May 11	Northern Colorado	W	3-1 (8)	Record: 25-14 Conference: 5-5			
March 18	Kansas State	L	4-3	&May 11	Utah State	L	6-2	Feb. 22	New Mexico State	W	2-1
March 18	Louisiana Tech	L	1-0	&May 12	Utah	L	4-1	Feb. 22	New Mexico State	W	7-1
March 24	Northwestern	L	6-0	!New Mexico State Invitational				Feb. 23	New Mexico State	W	1-0
March 25	Cal Poly	L	4-0	%Oklahoma Invitational				Feb. 23	New Mexico State	W	4-2
March 25	USIU	L	1-0	^Cal State Fullerton Invitational				March 1	Western New Mexico	W	24-0
March 26	UC Santa Barbara	W	3-0	\$Diamond Invitational				March 2	Western New Mexico	W	25-1
April 8	Weber State	W	6-2	*High Country Athletic Conference game				!March 6	Northeast Louisiana	W	2-1
April 8	Baylor	W	2-1	&HCAC Championship				!March 6	Western Michigan	W	2-1
April 8	Texas A&M	L	3-0	Coach: Susan Craig				!March 6	Metro State	W	12-0 (5)
April 9	Texas Tech	W	3-0					!March 7	Arizona State	L	2-1
April 9	Utah State	L	2-0					!March 7	Kansas	L	4-0
April 9	Utah	W	4-1					!March 8	Minnesota	W	1-0 (10)
April 10	Sam Houston St.	W	1-0 (11)	Record: 32-23 Conference: 7-3				!March 8	BYU	W	6-0
April 15	Oklahoma State	L	6-2	Feb. 23	Texas Tech	L	2-1	*March 12	Creighton	L	2-1 (10)
April 16	Texas A&M	L	4-0	Feb. 23	Texas Tech	W	8-2	*March 12	Creighton	W	2-0
April 16	Texas A&M	W	2-0	Feb. 24	Texas Tech	W	5-0	#March 13	Oklahoma City	W	3-2
April 17	Cal State Fullerton	L	5-1	Feb. 24	Texas Tech	L	2-1	#March 13	Southern Illinois	W	5-3
April 17	Cal State Fullerton	L	4-3	March 2	NM Highlands	W	10-0 (6)	#March 14	Iowa	L	1-0
April 23	Northern Arizona	W	3-0	March 2	NM Highlands	W	4-0	#March 16	UT Arlington	W	1-0 (8)
April 23	Northern Arizona	W	3-0	March 3	NM Highlands	W	11-0 (5)	#March 16	Indiana	W	4-1
April 30	West Texas	W	3-0	March 3	NM Highlands	W	14-0 (5)	#March 16	Kansas	L	8-2
April 30	West Texas	W	5-4	!March 7	Oklahoma City	W	7-0	March 22	Colorado State	W	4-1
May 1	New Mexico State	W	1-0	!March 7	Kansas	L	3-2	March 27	Colorado State	W	2-0
May 1	New Mexico State	W	1-0	!March 7	BYU	W	5-0	April 5	Arizona State	L	2-0
May 6	New Mexico State	W	4-0	!March 8	Northern Arizona	W	1-0	April 5	Arizona State	W	3-2
May 6	Northern Colorado	L	3-2	!March 8	Central Arizona	L	2-0	*April 11	Utah State	W	1-0
May 7	Utah	W	6-2	!March 9	Oklahoma City	W	3-0	*April 11	Utah State	L	4-2
May 7	Northern Colorado	W	4-0	!March 9	Pima	W	8-0 (5)	*April 12	Utah	L	7-5 (10)
May 7	Northern Colorado	W	3-1	!March 9	New Mexico State	W	5-4	*April 12	Utah	L	1-0
*May 13	Cal State Fullerton	L	6-0	#March 14	Indiana	W	1-0 (8)	^April 17	Southern Cal	W	8-0 (5)
*May 14	Cal State Fullerton	W	4-0	#March 14	Oklahoma State	L	5-2	^April 17	Oregon State	L	2-1
*May 15	Cal State Fullerton	L	6-0	#March 15	Baylor	W	2-0	^April 17	San Francisco	L	7-3
*NCAA Women's College World Series				#March 15	Texas Tech	W	7-1	*April 25	Colorado State	W	1-0
Coach: Susan Craig				#March 16	Central Michigan	W	1-0 (8)	*April 25	Colorado State	W	4-2
				#March 16	Oklahoma	W	3-0	*May 3	New Mexico State	L	2-1
				#March 16	Missouri	W	1-0	*May 3	New Mexico State	W	8-2
				March 28	Baylor	W	3-1	&May 9	Creighton	W	1-0
				March 28	Utah State	L	1-0 (10)	&May 10	New Mexico State	L	3-2
				March 28	South Florida	L	2-1	&May 10	Creighton	L	3-0
				^March 29	Texas A&M	L	5-0	!New Mexico State Tournament			
				^March 29	Louisiana Tech	L	2-0	#Oklahoma Tournament			
				^March 31	Florida State	L	3-2 (10)	^Texas A&M Invitational			
				^March 31	Northeast Louisiana	W	15-0	\$Pacific Tournament			
				^March 31	Southwest Missouri St.	L	3-1	*High Country Athletic Conference game			
				^March 31	Stanford	W	3-0	&HCAC Championship			
				*April 5	Northern Arizona	W	3-1	Coach: Susan Craig			
				*April 5	Northern Arizona	W	7-1				
				*April 6	Colorado State	W	3-0				
				*April 6	Colorado State	L	1-0				
				*April 13	Texas A&M	W	3-2 (8)	Record: 11-30 Conference: 2-8			
				April 13	Texas A&M	L	5-2	Feb. 26	Adams State	W	4-3
				April 13	Texas A&M	L	5-4 (8)	Feb. 26	Adams State	W	7-0
				April 14	Texas A&M	L	5-0	Feb. 28	New Mexico State	L	9-8
				\$April 18	San Diego State	L	2-1	Feb. 28	New Mexico State	L	5-3
				\$April 18	San Francisco	L	3-0	March 5	BYU	W	5-0
				\$April 19	Arizona State	L	2-1	March 5	Toledo	L	3-0
				\$April 19	Texas Tech	W	4-2	March 6	Oklahoma City	L	8-0 (6)
				\$April 20	Oregon State	L	3-2	March 6	Michigan	L	10-3
				\$April 20	Pacific	W	1-0	March 7	Minnesota	L	3-0
				*April 27	New Mexico State	W	12-1 (6)	March 7	Western Michigan	L	2-1
				*April 27	New Mexico State	W	10-0 (5)	March 12	Northern Iowa	W	4-0
				*May 1	Utah State	W	3-0	March 12	Iowa	W	4-3

March 13	Oklahoma	L	5-2
March 13	Wichita State	L	4-1
March 14	Missouri	L	7-2
March 14	Texas A&M	L	5-0
March 27	UCLA	L	3-0
March 27	Santa Clara	L	3-1
March 27	Oklahoma State	L	8-0
March 28	San José State	L	4-0
March 28	Central Michigan	W	2-0 (10)
April 1	NM Highlands	W	7-0
April 1	NM Highlands	W	8-1
April 3	Creighton	L	5-2
April 3	Creighton	L	7-4
April 6	Colorado State	W	2-1
April 6	Colorado State	W	4-0
April 11	Oklahoma	L	7-5
April 11	Oklahoma	L	10-1
April 12	Oklahoma	L	2-0
April 17	Utah	L	7-0
April 17	Utah	L	2-1 (8)
April 18	Utah State	L	14-1
April 18	Utah State	L	7-1
April 24	South Florida	W	7-2
April 25	Texas A&M	L	3-0
April 25	Texas A&M	L	9-4
April 26	Arizona State	L	4-2
April 26	Arizona	L	6-0
May 2	New Mexico State	L	2-1
May 2	New Mexico State	L	4-1

Coach: Susan Craig

1988

Record: 21-22 | Conference: 6-4

Feb. 20	Adams State	W	8-1
Feb. 20	Adams State	W	7-0
Feb. 26	New Mexico State	W	3-2
Feb. 27	UNLV	L	3-1
Feb. 27	UT Arlington	L	4-3
Feb. 28	UT Arlington	W	6-0
March 3	Arizona State	L	2-0 (8)
March 3	Nebraska	W	3-1
March 3	Baylor	W	9-2
March 4	Nicholls State	W	9-3
March 4	Oregon	W	4-2
March 5	Utah State	L	6-0
March 10	NE Louisiana	L	5-0
March 10	Indiana State	L	1-0
March 10	Iowa	L	5-2
March 11	Oklahoma State	L	3-1 (8)
March 11	Baylor	W	8-3
March 11	Southwest Texas	W	2-1
March 11	Northern Iowa	L	2-1
March 16	Adams State	W	8-1 (5)
March 16	Adams State	W	7-0 (5)

March 23	NM Highlands	W	5-1
March 23	NM Highlands	W	12-0 (5)
March 25	Nebraska	L	2-0
March 25	Santa Clara	L	2-0
March 25	Illinois State	L	5-4
March 26	UCLA	L	4-0
March 26	Michigan	L	2-1
April 5	Western New Mexico	W	9-0 (6)
April 5	Western New Mexico	W	8-0 (5)
April 7	Colorado State	W	9-3
April 7	Colorado State	L	3-2
April 15	Utah State	W	2-1
April 15	Utah State	W	8-2
April 23	New Mexico State	W	7-1
April 23	New Mexico State	L	3-0
April 29	South Florida	W	7-1
April 29	New Mexico State	L	2-0
April 30	Oklahoma State	L	4-0
April 30	Arizona State	L	8-1
May 1	South Florida	L	7-3
May 12	New Mexico State	L	3-0
May 13	Utah	L	5-2

Coach: Susan Craig

1989

Record: 30-17 | Conference: 6-4

Feb. 18	Southwest College	W	11-0
Feb. 18	Southwest College	W	12-0
Feb. 19	Southwest College	W	12-0
Feb. 19	Southwest College	W	22-0 (5)
Feb. 22	NM Highlands	W	6-1
Feb. 22	NM Highlands	W	2-1
Feb. 25	UT Arlington	W	3-2 (11)
Feb. 26	UT Arlington	W	3-0
Feb. 26	New Mexico State	W	2-1
Feb. 27	Michigan	L	5-4 (10)
Feb. 29	Michigan	W	6-1
March 2	Oklahoma State	L	18-1 (5)
March 2	Michigan	L	4-3 (9)
March 2	Arizona	L	1-0
March 3	Nebraska	W	10-0 (5)
March 3	Nicholls State	W	13-0 (5)
March 3	Wichita State	L	4-3
March 10	Temple	W	4-2
March 10	Missouri	L	5-3 (9)
March 11	Florida State	L	3-2
March 11	Western Illinois	L	10-2
March 14	Eastern Michigan	W	4-1
March 14	Eastern Michigan	W	2-1 (8)
March 15	North Carolina	W	3-0
March 15	North Carolina	W	8-1
March 17	Massachusetts	W	5-0
March 17	California	L	3-1
March 17	Indiana	W	4-2
March 18	Kansas	L	6-1
March 18	Adelphi	L	10-5 (9)
March 30	NM Highlands	W	6-0
March 30	NM Highlands	W	10-0 (6)
*April 4	Western New Mexico	W	1-0
*April 4	Western New Mexico	W	8-3
*April 7	Creighton	L	4-3
*April 7	Creighton	W	4-3 (8)
*April 8	Colorado State	W	5-1
*April 8	Colorado State	L	1-0
*April 15	New Mexico State	L	3-1 (8)
*April 15	New Mexico State	W	11-0 (5)
April 17	Utah	L	4-1
April 21	Utah	W	3-2
April 22	Utah State	W	7-1
April 22	Utah State	W	3-1
May 11	New Mexico State	W	3-0
May 11	Creighton	L	4-1
May 12	Utah	L	6-5

Coach: Susan Craig

1990

Record: 31-19 | Conference: 5-5

Feb. 17	NM Highlands	W	9-0
Feb. 17	NM Highlands	W	11-0
Feb. 18	NM Highlands	W	10-0
Feb. 18	NM Highlands	W	7-0
Feb. 23	Iowa	W	3-2
Feb. 23	Iowa	W	5-1
Feb. 24	UNLV	W	1-0
Feb. 24	UNLV	L	4-3
Feb. 25	UT Arlington	W	10-1
Feb. 25	UT Arlington	W	6-1
March 1	Arizona	L	4-3
March 1	Minnesota	W	3-0
March 2	Colorado State	L	6-1
March 2	Fresno State	L	3-1
March 3	Wichita State	W	2-0
March 7	New Mexico State	L	1-0
March 7	New Mexico State	W	8-0
March 7	New Mexico State	W	3-1
March 12	Eastern New Mexico	W	7-2
March 12	Eastern New Mexico	W	6-3
March 14	Connecticut	L	6-0
March 14	Connecticut	L	4-0
March 15	Adelphi	W	7-4

March 16	South Florida	L	6-2
March 16	Bradley	W	6-0
March 18	North Carolina	W	1-0 (8)
March 18	Iowa State	L	1-0 (10)
March 23	Sacramento State	W	5-3
March 23	Arizona State	L	4-1
March 23	Central Michigan	W	2-1
March 24	Virginia	L	8-5
March 24	Santa Clara	W	5-4
*April 6	Utah State	L	7-2
*April 6	Utah State	W	5-4
*April 7	Utah	W	2-1
*April 7	Utah	W	3-0 (11)
*April 12	Creighton	L	2-0
*April 12	Creighton	W	1-0
*April 14	Colorado State	L	1-0
*April 14	Colorado State	L	9-1
April 21	New Mexico State	W	5-2
April 21	New Mexico State	L	2-0
April 27	Arizona	L	5-0
April 27	Arizona	W	2-1
April 28	Louisiana Tech	W	5-2
April 28	Louisiana Tech	W	3-1
May 10	Utah	W	7-0
May 11	Creighton	W	8-1
May 12	Creighton	L	2-0
May 12	Creighton	L	4-3 (9)

Coach: Susan Craig

1991

Record: 35-19 | Conference: 7-3

Feb. 16	NM Highlands	W	6-2
Feb. 16	NM Highlands	W	6-0
Feb. 17	NM Highlands	W	10-0 (6)
Feb. 17	NM Highlands	W	10-0 (5)
Feb. 19	Western New Mexico	W	2-0
Feb. 19	Western New Mexico	W	5-0
!Feb. 23	Stephen F. Austin	L	2-1
!Feb. 23	Stephen F. Austin	W	2-1
!Feb. 24	New Mexico State	W	5-1
!Feb. 24	New Mexico State	W	5-2 (5)
Feb. 25	Michigan	W	2-1
Feb. 25	Michigan	L	2-0
#Feb. 28	Fresno State	L	15-4
#March 1	McNeese	W	2-0
#March 1	Eastern Michigan	W	7-5
#March 2	Toledo	W	4-2
#March 2	Arizona State	W	2-0
#March 2	Eastern Michigan	L	2-0
March 4	Eastern Michigan	W	4-3
March 7	UCLA	L	7-0
March 7	UCLA	L	5-1
March 8	Cal State Fullerton	L	5-1
March 8	Cal State Fullerton	W	2-0
March 9	Cal Poly Pomona	L	2-1 (17)
March 12	Hawai'i	W	2-1
March 13	Hawai'i	L	4-1
March 13	Hawai'i	L	1-0
@March 21	Michigan	L	3-0
@March 22	San José State	W	5-3
@March 22	Santa Clara	W	10-0 (5)
@March 23	Missouri	L	5-1
@March 23	San José State	W	7-2
*April 5	Southern Utah	W	9-6
*April 5	Southern Utah	W	6-3
*April 6	Utah	L	4-2
*April 6	Utah	W	4-2
*April 11	Creighton	W	8-2
*April 11	Creighton	W	2-1
*April 13	Colorado State	W	1-0
*April 13	Colorado State	W	7-3
April 16	New Mexico State	L	2-1
April 16	New Mexico State	W	2-1
*April 20	San Diego State	L	1-0
*April 20	San Diego State	L	5-4 (10)
\$April 26	Texas A&M	W	4-0
\$April 26	Texas A&M	L	1-0
\$April 27	Iowa State	W	2-0

\$April 27	South Carolina	W	5-1	#Feb. 25	Hawai'i	W	3-2	*March 19	Sacramento State	L	2-0
\$April 28	Nicholls State	W	13-0 (5)	#Feb. 25	UT Arlington	W	3-0	*April 1	Southern Utah	W	2-1
\$April 28	UC Santa Barbara	W	4-0	#Feb. 26	Oklahoma State	L	8-0 (8)	*April 1	Southern Utah	W	7-2
**May 9	Southern Utah	W	6-4	#Feb. 26	Wichita State	W	4-2	*April 3	Utah	L	3-0
**May 9	San Diego State	W	1-0 (8)	#Feb. 27	Southern Utah	W	9-1 (5)	*April 3	Utah	L	6-0
**May 10	Utah	L	2-0	#Feb. 27	UT Arlington	W	8-0 (5)	*April 8	Cal State Northridge	W	2-1
**May 11	Creighton	L	1-0	#Feb. 27	Oklahoma State	L	3-1	*April 8	Cal State Northridge	L	10-0 (5)
!	New Mexico Invitational			\$March 4	Utah	L	1-0	*April 16	Colorado State	L	1-0
#	New Mexico State Invitational			\$March 4	Utah	W	7-0	*April 16	Colorado State	W	15-0 (5)
@	San Jose NIST Tourney			\$March 5	New Mexico State	W	1-0	*April 17	Colorado State	W	9-5
\$	Lobo Diamond Invitational			\$March 6	Stephen F. Austin	W	4-0	*April 17	Colorado State	W	8-2
*	WAC Game			\$March 6	Stephen F. Austin	W	11-2 (5)	April 19	New Mexico State	W	4-0
**	WAC Tournament			\$March 7	New Mexico State	W	5-1	April 19	New Mexico State	W	2-1
Coach:	Susan Craig			*March 13	San Diego State	W	8-0	*April 22	Sacramento State	W	4-1

1992

Record: 29-21 | Conference: 8-2

Feb. 20	NM Highlands	W	7-0 (5)	^March 19	Texas A&M	L	6-1	*April 29	San Diego State	W	5-3
Feb. 20	NM Highlands	W	3-0	^March 19	Arizona State	L	1-0	*April 29	San Diego State	L	5-4 (8)
Feb. 22	Adams State	W	7-0 (6)	^March 20	Illinois State	W	1-0	*April 30	Cal State Northridge	L	5-1
Feb. 22	Adams State	W	9-0 (5)	^March 20	Hawai'i	L	2-1	*April 30	Cal State Northridge	L	7-1
Feb. 24	Michigan	L	5-1	^March 21	Arizona State	L	5-2	*May 7	Colorado State	L	5-2
Feb. 24	Michigan	L	6-3	^March 21	Long Beach State	L	4-0	*May 7	Colorado State	W	7-1
Feb. 25	Michigan	W	5-2	^March 21	Illinois State	W	2-1	*May 8	Colorado State	W	9-1 (6)
Feb. 25	Michigan	W	4-3	&March 26	Creighton	W	1-0	*May 8	Colorado State	W	18-6 (5)
Feb. 28	New Mexico State	W	4-3	&March 26	Iowa	W	3-1	*May 13	Utah	W	4-3 (10)
Feb. 28	New Mexico State	W	6-2	&March 27	Pacific	W	2-1	*May 13	Utah	L	8-1
March 2	Central Michigan	W	4-0	&March 28	Sacramento State	L	3-1 (8)	*May 14	Southern Utah	W	7-2
March 2	Central Michigan	L	3-1	*April 3	Sacramento State	L	2-0	*May 14	Southern Utah	W	8-5
March 5	San Diego State	W	2-1 (8)	*April 3	Sacramento State	L	1-0	%Sunwest Diamond Tourney			
March 5	Western Michigan	W	5-3	*April 4	Fresno State	W	5-3 (11)	#New Mexico State Invitational			
March 5	Arizona	L	12-0 (6)	April 6	Fresno State	W	1-0	*WAC Game			
March 6	Northwestern	L	2-1	April 6	New Mexico State	W	2-0	Coach: Susan Craig			
March 6	Oklahoma State	L	1-0	April 6	New Mexico State	W	6-0				
March 7	Northwestern	L	4-2	*April 16	Southern Utah	W	1-0				
March 7	Utah	L	4-2	*April 16	Southern Utah	W	3-2 (9)				
March 10	Arizona	L	5-0	*April 17	Utah	L	2-0	1995			
March 10	Arizona	L	5-3	*April 17	Utah	L	3-0	Record: 12-36 Conference: 7-22			
March 11	Arizona State	W	5-0	*May 1	Cal State Northridge	L	4-0	%Feb. 23	Minnesota	L	9-1 (5)
March 11	Arizona State	L	2-0	*May 1	Cal State Northridge	L	10-1	%Feb. 23	Minnesota	W	6-5 (8)
March 13	Cal State Bakersfield	W	2-1	*May 2	San Diego State	W	2-1	%Feb. 25	DePaul	W	6-0
March 13	Long Beach State	L	3-2 (10)	*May 2	San Diego State	W	2-0 (8)	%Feb. 25	DePaul	L	8-5
March 13	Cal Poly Pomona	W	3-2 (8)	*May 8	Southern Utah	W	2-1 (11)	%Feb. 26	New Mexico State	W	4-2
March 14	DePaul	W	3-2	*May 8	Southern Utah	W	6-0	%Feb. 26	New Mexico State	W	8-3
March 14	Cal State Northridge	L	1-0	*May 9	Utah	W	1-0	&March 4	Pacific	L	1-0
March 15	Creighton	L	3-0	*May 9	Utah	L	3-0	&March 4	Arizona	L	11-0 (5)
March 26	Nebraska	W	3-2	*May 9	Utah	L	3-0	&March 5	Pacific	W	3-1
March 27	UCLA	L	6-0	*May 14	Sacramento State	L	2-1	&March 5	Arizona	L	8-0 (5)
March 27	San Diego State	W	2-0	*May 14	Sacramento State	L	1-0	March 15	Cal State Fullerton	L	3-0
March 27	Iowa	L	1-0	*May 15	Fresno State	W	2-1	March 16	Cal State Fullerton	L	7-2
March 28	Hawai'i	L	4-3	*May 15	Fresno State	L	10-0 (6)	*March 16	Sacramento State	L	3-0
March 31	New Mexico State	W	2-0	#New Mexico State Invitational				*March 16	Sacramento State	L	11-5
March 31	New Mexico State	W	5-4	\$New Mexico Diamond Invitational				*March 18	Fresno State	L	10-0 (5)
*April 4	San Diego State	W	1-0	^Hawai'i Invitational				*March 18	Fresno State	L	4-3
*April 4	San Diego State	W	4-2	&San Jose Invitational				@March 24	Virginia	L	7-6 (8)
*April 9	Utah	L	7-6 (10)	*WAC Game				@March 24	Western Michigan	L	4-3
*April 9	Utah	W	2-0 (10)	Coach: Susan Craig				@March 25	Arizona State	W	7-5

1994

Record: 26-22 | Conference: 14-16

*April 11	Southern Utah	W	2-1	%Feb. 23	Minnesota	W	4-3 (8)	*April 1	San Diego State	L	2-1
*April 17	Colorado State	W	1-0	%Feb. 23	Minnesota	W	10-0 (5)	*April 1	San Diego State	W	7-5
*April 17	Colorado State	W	3-1 (8)	%Feb. 24	Furman	W	1-0	April 4	New Mexico State	L	4-3
*April 18	Creighton	L	1-0	%Feb. 24	Furman	W	7-1	April 4	New Mexico State	L	5-4
*April 18	Creighton	W	1-0	%Feb. 26	New Mexico State	W	6-4	*April 7	Southern Utah	W	6-3
**May 7	San Diego State	W	2-0	%Feb. 26	New Mexico State	L	4-3	*April 7	Southern Utah	L	8-4
**May 10	Utah	L	1-0	%Feb. 27	Arizona	L	5-1	*April 15	Colorado State	L	4-0
**May 10	Colorado State	W	1-0	%Feb. 27	Arizona	L	7-5	*April 15	Colorado State	L	10-0 (6)
**May 10	Utah	L	1-0	#March 3	Wichita State	L	6-2	*April 16	Colorado State	L	6-5
*	WAC Game			#March 3	Western Michigan	W	5-2	*April 21	Fresno State	L	11-2
**	WAC Tournament			#March 3	Southern Utah	W	7-5	*April 21	Fresno State	L	7-4
Coach:	Susan Craig			#March 4	Northwestern	L	9-4	*April 22	Sacramento State	L	5-1
				#March 4	Oregon State	W	8-3	*April 22	Sacramento State	L	7-1
				#March 5	Northeast Louisiana	L	5-4	*April 28	San Diego State	L	2-0
				March 10	Michigan State	L	5-0	*April 28	San Diego State	L	1-0
				March 10	Michigan State	W	16-1 (5)	*April 29	Cal State Northridge	L	6-0
				March 18	Fresno State	L	4-0	*April 29	Cal State Northridge	L	7-0
				*March 18	Fresno State	L	4-2	*May 5	Utah	L	7-5
				*March 18	Sacramento State	L	7-1	*May 5	Utah	L	14-5

1993

Record: 33-21 | Conference: 12-12

Feb. 19	NM Highlands	W	10-0 (6)								
Feb. 19	NM Highlands	W	5-0								
Feb. 20	Adams State	W	10-0 (5)								
Feb. 20	Adams State	W	11-0 (5)								

*May 6 Utah W 4-3 (8)
 *May 6 Utah L 17-7 (6)
 *May 7 Southern Utah W 1-0
 *May 7 Southern Utah W 6-4
 *May 12 Colorado State L 5-3
 *May 12 Colorado State W 3-0
 % Sunwest Bank Lobo Diamond Tournament
 & Arizona Invitational
 @ Arizona State Invitational
 *WAC Game
 Coach: Susan Craig

1996

Record: 21-32 | Conference: 5-23

Feb. 7 Texas Tech L 1-0
 Feb. 8 Texas Tech L 8-6
 Feb. 8 Adams State W 11-0
 Feb. 11 Adams State W 8-3
 Feb. 11 Adams State W 8-0
 %Feb. 16 Baylor L 4-3 (8)
 %Feb. 16 Nebraska L 5-2
 %Feb. 17 UTSA W 3-2
 %Feb. 17 Kansas L 4-1
 #Feb. 29 Kansas L 1-0
 #Feb. 29 Minnesota W 6-5 (8)
 #March 1 Texas Tech W 13-2
 #March 1 Loyola-Chicago W 11-5
 #March 2 Wichita State W 5-1
 #March 2 Stephen F. Austin W 5-1
 #March 2 UT Arlington W 7-3
 March 13 Cal State Fullerton L 3-1
 *March 15 Cal State Northridge W 7-1
 *March 15 Cal State Northridge L 1-0 (11)
 *March 16 San Diego State L 4-0
 *March 16 San Diego State L 6-5
 &March 22 Central Michigan L 5-4 (8)
 &March 22 Arizona State L 8-1
 &March 23 Southern Utah W 6-4
 &March 23 Virginia W 8-2
 &March 24 Virginia W 4-0
 &March 24 Central Michigan W 4-2
 March 27 New Mexico State L 2-1
 March 27 New Mexico State W 2-1
 *March 30 Colorado State L 4-1
 *March 31 Colorado State W 5-3
 *April 5 Southern Utah L 11-6
 *April 5 Southern Utah W 11-1
 *April 6 Utah L 15-2
 *April 6 Utah L 14-0
 *April 12 Fresno State L 8-1
 *April 12 Fresno State L 4-0
 *April 14 Sacramento State L 10-0
 *April 14 Sacramento State L 5-0
 *April 19 San Diego State L 8-5
 *April 19 San Diego State L 4-3
 *April 20 Cal State Northridge L 4-3
 *April 20 Cal State Northridge L 12-4
 *April 26 Sacramento State L 2-0
 *April 26 Sacramento State W 1-0
 *April 27 Fresno State L 7-0
 *April 27 Fresno State L 4-1
 *May 3 Utah L 5-0
 *May 3 Utah L 9-3
 *May 4 Southern Utah W 8-6
 *May 4 Southern Utah W 5-1
 *May 10 Colorado State L 11-1
 *May 10 Colorado State L 3-1
 %University of Texas-Arlington Invitational
 #New Mexico State Invitational
 &Arizona State Invitational
 *WAC Game
 Coach: Susan Craig

1997

Record: 19-38 | Conference: 9-23 WAC

Feb. 8 Adams State W 6-1
 Feb. 8 Adams State W 12-2 (6)

Feb. 15 Oklahoma State L 6-2
 Feb. 15 Kansas L 6-5 (9)
 Feb. 15 Illinois-Chicago W 2-0
 Feb. 16 Southwest Missouri St. W 1-0
 Feb. 19 UNLV L 11-4
 Feb. 19 UNLV L 4-3
 Feb. 21 Oregon State L 10-3
 Feb. 21 California L 6-4
 Feb. 22 Oregon L 10-2 (6)
 Feb. 22 Oklahoma State W 9-1 (6)
 Feb. 23 South Carolina L 8-0 (5)
 Feb. 27 Texas Tech W 3-0
 Feb. 27 Minnesota L 4-2
 Feb. 28 Wichita State L 6-4
 Feb. 28 Baylor L 5-4
 *March 1 Ohio State W 4-3
 *March 1 Southern Utah W 13-5 (5)
 March 2 Furman W 11-1 (5)
 *March 8 San Diego State L 5-0
 *March 8 San Diego State L 8-1
 March 11 New Mexico State L 5-2
 March 11 New Mexico State L 6-3
 March 14 St. Mary's W 5-1
 March 14 Mississippi State L 4-0
 March 14 Notre Dame L 3-2
 March 15 Arizona State L 6-0
 March 15 Mississippi State L 7-2
 *March 26 Hawai'i L 10-7
 *March 26 Hawai'i L 10-2
 *March 28 San José State L 8-6
 *March 28 San José State W 6-0
 *March 29 Fresno State L 1-0
 *March 29 Fresno State L 4-0
 *April 5 Colorado State L 5-3
 *April 5 Colorado State L 4-1
 *April 10 Utah W 5-3
 *April 10 Utah L 3-0
 *April 11 Utah L 8-0
 *April 11 Utah L 4-1
 *April 13 Colorado State L 5-3
 *April 13 Colorado State L 11-2
 *April 17 Fresno State L 3-0
 *April 19 Fresno State W 3-1
 *April 20 San José State W 3-0
 *April 20 San José State W 7-1
 *April 26 San Diego State L 5-1
 *April 26 San Diego State L 2-0
 *April 30 Hawai'i W 12-4
 *April 30 Hawai'i L 14-0
 *May 2 Tulsa W 6-4
 *May 2 Tulsa L 7-5
 *May 3 Tulsa L 7-3
 *May 3 Tulsa W 4-2
 *May 10 UNLV W 2-1
 *May 10 UNLV L 12-1
 Coach: Susan Craig

1998

Record: 24-40 | Conference: 8-24 WAC

%Feb. 6 Western New Mexico W 5-0
 %Feb. 6 Eastern New Mexico W 15-1
 %Feb. 7 Texas Tech L 1-0
 %Feb. 7 Texas Tech W 6-3
 %Feb. 7 Texas Tech L 8-6
 %Feb. 7 Western New Mexico W 17-0
 !Feb. 13 Northeast Louisiana W 8-2
 !Feb. 13 Baylor L 5-2
 !Feb. 13 Illinois-Chicago L 9-0
 !Feb. 13 Louisiana Tech W 3-2
 !Feb. 13 Oklahoma L 9-0
 Feb. 26 Southern Utah W 12-8
 !Feb. 27 Kent State W 4-2
 !Feb. 27 Oregon L 11-5
 !Feb. 28 Loyola-Chicago W 8-0
 !Feb. 28 Wichita State W 6-0
 !March 1 Oregon L 7-0
 *March 3 San Diego State L 4-1

*March 3 San Diego State L 2-1
 *March 6 Colorado State W 6-0
 *March 6 Colorado State L 9-3
 *March 8 Utah L 4-1
 *March 8 Utah L 6-4
 *March 11 San Diego State L 4-0
 *March 11 San Diego State W 7-2
 March 13 New Mexico State L 3-2
 March 13 New Mexico State L 11-0
 *March 17 UNLV L 1-0
 *March 17 UNLV L 4-2
 @March 20 Iowa State L 6-0
 @March 20 Arizona State L 3-2
 @March 21 Iowa State W 8-0
 @March 21 Arizona State L 2-1
 @March 22 Stephen F. Austin L 2-1
 ^March 25 North Carolina W 8-5
 ^March 27 Middle Tennessee W 10-2
 ^March 27 South Florida L 2-0
 ^March 28 Butler W 6-1
 ^March 28 Mercer W 8-3
 ^March 28 Alabama L 5-0
 ^March 29 South Florida L 4-1
 *April 4 San José State W 9-1
 *April 4 San José State W 3-2
 *April 5 Fresno State L 9-0
 *April 5 Fresno State L 5-3
 *April 11 Hawai'i L 3-0
 *April 11 Hawai'i L 4-1
 *April 12 Hawai'i L 6-0
 *April 12 Hawai'i L 4-2
 *April 17 Colorado State L 5-4
 *April 17 Colorado State W 7-4
 *April 18 Utah L 4-3
 *April 18 Colorado State W 7-4
 *April 18 Utah L 5-2
 *April 25 Fresno State L 2-1
 *April 25 Fresno State L 3-2
 *April 26 San José State L 9-1
 *April 27 San José State W 7-6
 *May 1 Tulsa W 4-3
 *May 1 Tulsa L 4-3
 *May 2 Tulsa L 3-2
 *May 2 Tulsa W 6-2
 *May 9 UNLV L 11-3
 *May 9 UNLV L 7-5

% Lobo Invitational
 # Texas- Arlington Tournament
 ! NMSU Invitational
 @ Arizona State Tournament
 ^ Georgia Tech Invitational
 Coach: Susan Craig

1999

Record: 42-14 | Conference: 14-7 WAC

%Feb. 5 Eastern New Mexico W 7-0
 %Feb. 5 Eastern New Mexico W 10-0
 %Feb. 6 Texas Tech L 1-0
 %Feb. 6 Texas Tech W 4-2
 %Feb. 7 Texas Tech W 4-1
 %Feb. 7 Western New Mexico W 5-0
 %Feb. 7 Western New Mexico W 7-0
 !Feb. 13 Portland State W 6-2
 !Feb. 13 Portland State W 7-0
 !Feb. 13 NM Highlands W 4-0
 !Feb. 14 Portland State W 8-1
 !Feb. 14 Portland State W 11-4
 !Feb. 14 NM Highlands W 1-0
 @Feb. 19 Penn State W 6-0
 @Feb. 19 Texas A&M W 6-1
 @Feb. 20 Auburn W 3-0
 @Feb. 21 Penn State W 9-1
 @Feb. 21 Auburn W 10-1
 #Feb. 26 Penn State W 1-0
 #Feb. 26 Texas Tech L 4-2 (10)
 #Feb. 27 Northwestern W 9-5 (9)
 #Feb. 27 Butler W 13-0
 #Feb. 28 Texas Tech W 3-0

#Feb. 28	Oregon State	L	3-2	*April 7	BYU	W	9-3	*April 22	Utah	W	2-1
March 16	Bethune-Cookman	W	8-0	*April 9	Utah	W	7-3	*April 22	Utah	L	9-1
March 16	Bethune-Cookman	W	3-0	*April 9	Utah	L	9-3	*April 28	Colorado State	L	3-0
March 17	Stetson	W	2-0	*April 14	San Diego State	L	5-2	*April 28	Colorado State	L	4-2
March 17	Stetson	W	3-0	*April 14	San Diego State	W	3-1	*May 4	UNLV	W	4-2
March 18	South Florida	W	2-0	*April 16	UNLV	W	7-5	*May 4	UNLV	W	6-0
March 18	South Florida	L	1-0	*April 16	UNLV	W	8-2	*May 6	San Diego State	L	1-0
March 19	Virginia	W	2-0	*April 22	Colorado State	W	5-2	*May 6	San Diego State	W	1-0
*March 23	Hawai'i	L	9-6	*April 22	Colorado State	W	4-3	**May 10	Colorado State	W	2-0
*March 24	Hawai'i	W	3-2	*April 28	Utah	L	7-2	**May 10	BYU	L	4-3
*March 24	Hawai'i	W	7-5	*April 28	Utah	L	4-0	**May 11	UNLV	W	3-1
*March 26	Fresno State	L	6-1	*April 29	BYU	L	4-3	**May 11	San Diego State	L	4-3
*March 27	Fresno State	L	5-1	*April 29	BYU	L	6-2	*MW Game			
*March 27	Fresno State	L	4-1	*May 5	UNLV	W	9-1	**MW Tournament			
*April 2	San José State	W	6-0	*May 5	UNLV	W	8-0	Coach: Susan Craig			
*April 3	San José State	W	9-3	*May 6	San Diego State	W	12-1				
*April 3	San José State	W	10-3	*May 6	San Diego State	W	4-0				
*April 14	Tulsa	L	3-2	**May 11	UNLV	W	7-0	2002			
*April 14	Tulsa	W	4-2	**May 13	Colorado State	W	3-2	Record: 19-29-1 Conference: 10-11 MW			
*April 15	Tulsa	W	13-0	**May 13	Utah	L	4-3	Feb. 1	Mississippi	L	10-9
April 20	New Mexico State	L	2-0	*MW Game				Feb. 1	Indiana	T	2-2
April 20	New Mexico State	W	6-4	**MW Tournament				Feb. 2	Indiana	L	5-4
*April 24	UNLV	W	9-1	Coach: Susan Craig				Feb. 15	Sacramento State	W	12-7
*April 24	UNLV	W	8-3					Feb. 15	Cal State Northridge	W	1-0
*April 25	UNLV	W	9-5	2001				Feb. 15	UC Santa Barbara	W	1-0
*May 1	San Diego State	L	5-3	Record: 39-24-1 Conference: 11-6-1 MW				Feb. 16	Pacific	L	6-0
*May 1	San Diego State	L	4-1	Feb. 1	Mississippi	W	4-3	Feb. 22	Illinois-Chicago	W	5-4
*May 2	San Diego State	W	2-1	Feb. 1	Mississippi	W	4-0	Feb. 22	LSU	L	5-0
*May 8	Colorado State	W	5-2	Feb. 1	Mississippi	W	4-0	Feb. 23	Nebraska	L	6-0
*May 8	Colorado State	W	2-1 (8)	Feb. 2	Kansas	L	7-6	Feb. 23	Utah	L	5-3
*May 9	Colorado State	W	3-2	Feb. 3	Cal State Fullerton	L	10-2	Feb. 24	Boston University	W	1-0
**May 13	Hawai'i	L	3-2	Feb. 3	Cal State Fullerton	W	11-2	Feb. 24	Missouri	L	4-0
**May 13	San Diego State	L	2-0	Feb. 4	Kansas	L	2-1	March 5	Texas Tech	L	6-2
% UNM Diamond Invitational				Feb. 16	Stanford	L	1-0	March 5	Texas Tech	L	2-1
! Lobo Invitational				Feb. 16	Long Beach State	W	5-1	March 6	Texas Tech	W	7-2
@ Texas A&M Invitational				Feb. 17	Iowa State	L	2-0	March 14	DePaul	L	7-1
# Troy Cox Classic				Feb. 18	Utah State	W	5-4	March 15	Arizona State	L	5-3
*WAC Game **WAC Tournament				Feb. 18	Fresno State	L	4-0	March 15	Texas	L	9-1 (6)
Coach: Susan Craig				Feb. 23	Michigan State	W	13-7	March 16	Cal State Fullerton	L	9-0
				Feb. 23	Washington	W	3-2	March 16	Notre Dame	W	5-4
				Feb. 24	Southern Mississippi	L	5-1	March 22	Arizona State	L	6-2
2000				Feb. 24	Southern Mississippi	L	6-0	March 22	Arizona State	L	4-3
Record: 38-18 Conference: 14-6 MW				Feb. 25	Nebraska	L	3-0	March 24	New Mexico State	L	4-3
Feb. 4	Tulsa	W	8-2	Feb. 27	New Mexico State	W	4-3	March 24	New Mexico State	L	9-1
Feb. 4	Tulsa	W	10-2	Feb. 27	New Mexico State	W	9-0	*March 30	Colorado State	L	11-1
Feb. 5	Cal State Fullerton	L	9-5	March 2	Portland State	W	1-0	*March 30	Colorado State	W	2-1
Feb. 5	Cal State Fullerton	L	3-2	March 2	Pacific	L	2-0	April 3	New Mexico State	W	4-3
Feb. 6	Texas Tech	W	3-0	March 3	California	L	3-1	April 3	New Mexico State	W	9-7
Feb. 6	Texas Tech	W	7-1	March 3	Harvard	W	9-0	*April 5	Utah	W	7-6
Feb. 9	New Mexico State	W	6-3	March 4	Oregon	W	3-0	*April 5	Utah	L	3-0
Feb. 9	New Mexico State	W	7-2	March 4	Long Beach State	L	1-0	*April 6	BYU	W	7-6
Feb. 18	Kentucky	W	5-2	March 14	Santa Clara	W	4-2	*April 6	BYU	L	6-0
Feb. 18	Oklahoma	L	10-2	March 14	Santa Clara	W	8-1	*April 12	San Diego State	W	7-6
Feb. 19	Penn State	L	9-7	March 15	Sacramento State	W	1-0	*April 12	San Diego State	L	10-4
Feb. 19	Arizona	L	17-1	March 16	Louisville	W	6-1	*April 14	UNLV	W	6-1
Feb. 20	Tennessee Tech	W	4-1	March 16	Morehead State	W	4-0	*April 14	UNLV	L	6-4
Feb. 25	McNeese	W	7-2	March 16	Texas A&M-CC	W	6-2	*April 20	Colorado State	W	7-1
Feb. 25	Penn State	W	3-2	March 17	Eastern Illinois	W	8-0	*April 26	UNLV	L	6-5
Feb. 26	Illinois-Chicago	W	5-4	March 17	Purdue	W	2-1	*April 26	UNLV	L	4-2
Feb. 26	Oregon State	L	6-1	March 18	Texas Tech	L	7-1	*April 28	San Diego State	L	4-2
Feb. 26	New Mexico State	L	5-4	March 21	New Mexico State	W	7-2	*April 28	San Diego State	L	2-0
March 3	Minnesota	W	3-2 (9)	March 21	New Mexico State	W	2-1	*May 3	Utah	W	8-6
March 3	Mississippi	W	6-2	March 23	Brown	W	11-2	*May 3	Utah	L	11-10
March 4	Texas A&M	W	4-1	March 24	Centenary	W	3-0	*May 4	BYU	W	8-7
March 4	Mississippi	W	8-0	March 24	Texas A&M-CC	W	11-1	*May 4	BYU	W	6-2
March 5	Minnesota	W	9-5	March 24	Brown	W	8-0	**May 9	BYU	W	4-1
March 5	Texas A&M	L	3-1	March 24	Texas A&M-CC	W	4-0	**May 9	San Diego State	L	4-1
March 16	Northern Illinois	W	2-1	*March 30	Utah	L	14-5	**May 10	Colorado State	L	5-3
March 16	Syracuse	W	6-0	*March 30	Utah	T	5-5	*MW Game			
March 17	Fordham	L	2-0	*March 31	BYU	L	4-1	**MW Tournament			
March 17	Minnesota	L	1-0	*March 31	BYU	W	4-3	Coach: Susan Craig			
March 18	Canisius	L	2-1	*April 7	Colorado State	W	2-1				
March 19	Western Kentucky	W	2-0	*April 7	Colorado State	W	11-0				
March 19	Tennessee Tech	W	4-0	*April 13	San Diego State	L	5-4	2003			
March 30	New Mexico State	W	8-4	*April 13	San Diego State	W	9-0	Record: 25-37-1 Conference: 7-13 MW			
March 30	New Mexico State	W	4-1	*April 15	UNLV	L	4-2	Feb. 8	UT Arlington	L	8-0
*April 1	Colorado State	W	7-2	*April 15	UNLV	W	10-9	Feb. 8	Louisiana-Monroe	W	2-1
*April 1	Colorado State	W	7-2	*April 21	BYU	W	2-0	Feb. 9	Louisiana-Monroe	L	8-2
*April 7	BYU	W	5-0	*April 21	BYU	L	7-0	Feb. 9	Illinois	L	10-2

Feb. 14	Sacramento State	L	8-0	^Feb. 21	North Texas	W	3-1	%March 5	Texas A&M- CC	L	7-6	
Feb. 15	UC Santa Barbara	W	1-0	^Feb. 22	Creighton	W	2-1	%March 5	Texas Tech	L	8-0	
Feb. 15	Cal State Northridge	L	10-1	^Feb. 22	Oklahoma State	L	1-0 (8)	March 12	Indiana State	W	4-1	
Feb. 15	Loyola Marymount	L	5-3	Feb. 28	New Mexico State	W	6-0	March 12	Indiana State	W	4-1	
Feb. 16	Fresno State	L	10-0	Feb. 28	New Mexico State	W	3-0	March 13	Indiana State	L	8-4	
Feb. 21	Western Michigan	L	6-4	Feb. 29	UTEP	W	5-0	@March 18	Liberty	W	4-2	
Feb. 21	Virginia	W	11-2 (5)	Feb. 29	UTEP	W	10-1	@March 19	New Mexico State	W	3-0	
Feb. 22	Drake	L	3-2	@March 5	Columbia	W	2-1	@March 20	Liberty	W	10-2	
Feb. 22	Oklahoma State	L	6-1	@March 5	Texas Tech	W	3-0	March 25	New Mexico State	W	2-0	
Feb. 24	Arizona	L	8-0	@March 6	Columbia	W	5-4	March 25	New Mexico State	W	2-0	
Feb. 28	Texas Tech	W	5-0	@March 6	Texas Tech	L	5-3	March 29	New Mexico State	L	4-1	
Feb. 28	Baylor	L	5-1	@March 7	Texas Tech	L	4-1	March 29	New Mexico State	L	6-5	
March 1	Texas A&M-CC	W	7-0	!March 12	No. 6 Oklahoma	L	4-3 (8)	*April 1	UNLV	L	10-4	
March 1	Eastern Michigan	W	7-4	!March 12	No. 6 Oklahoma	L	10-5 (8)	*April 1	UNLV	W	7-3	
March 2	Wichita State	L	4-2	!March 13	Centenary	L	6-1	*April 3	San Diego State	W	2-1	
March 5	New Mexico State	W	4-1	!March 13	Centenary	L	3-2	*April 3	San Diego State	W	4-1	
March 5	New Mexico State	W	6-0	!March 14	McNeese	W	5-2	*April 9	Colorado State	L	5-4	
March 7	Arizona	L	9-0	!March 14	McNeese	W	4-2	*April 9	Colorado State	L	4-1	
March 7	Texas Tech	L	8-0	March 18	UTEP	W	3-1	*April 16	BYU	L	4-1	
March 8	Columbia	W	5-1	March 18	UTEP	W	7-2	*April 16	BYU	L	7-6	
March 8	Wichita State	L	5-2	March 19	Texas Tech	L	1-0	*April 17	Utah	L	1-0	
March 9	Wichita State	L	4-3	March 19	Texas Tech	W	3-1	*April 17	Utah	L	3-0	
March 14	Iowa State	L	2-1	March 20	New Mexico State	W	2-0	*April 23	Colorado State	L	5-0	
March 14	Minnesota	L	5-0	March 20	New Mexico State	W	4-1	*April 23	Colorado State	L	5-2	
March 15	Connecticut	T	1-1	March 26	Harvard	W	10-4	*April 28	BYU	L	4-0	
March 16	Western Illinois	W	7-0	March 26	Northern Colorado	W	9-7	*April 28	BYU	L	9-7	
March 21	UT-San Antonio	L	10-5	March 27	North Texas	L	7-1	*May 1	Utah	L	5-3	
March 21	UM-Kansas City	W	6-1	March 27	Harvard	L	8-0 (5)	*May 1	Utah	W	3-2	
March 22	BYU	L	3-2	March 28	Northern Colorado	L	3-1	*May 6	San Diego State	L	3-0	
March 22	Connecticut	W	2-1	March 28	North Texas	L	7-6	*May 6	San Diego State	W	3-2	
March 23	New Mexico State	W	8-0	April 6	Eastern New Mexico	W	1-0	*May 8	UNLV	L	4-2	
March 26	New Mexico State	W	6-0	*April 9	UNLV	L	7-0	*May 8	UNLV	L	7-2	
March 26	New Mexico State	W	8-2	*April 9	UNLV	L	4-3	**May 12	Utah	L	1-0	
*March 28	San Diego State	L	1-0	*April 11	San Diego State	L	3-2	**May 13	San Diego State	W	3-2	
*March 28	San Diego State	L	5-3	*April 11	San Diego State	L	8-2	**May 13	BYU	L	2-1	
*March 30	UNLV	L	4-3	*April 16	Utah	L	1-0	\$UCSB Tourney				
*March 30	UNLV	W	7-1	*April 16	Utah	W	7-6	#NMSU Tourney				
*April 5	Colorado State	L	1-0	*April 17	BYU	L	2-1	^UNT Tourney				
*April 5	Colorado State	L	6-3	*April 23	San Diego State	L	7-4	% TTU Tourney				
*April 10	BYU	W	4-2	*April 23	San Diego State	L	10-3	@ Lobo Softball Classic				
*April 10	BYU	L	5-2	*April 25	UNLV	W	6-2	*MW Game				
*April 13	Utah	L	7-3	*April 25	UNLV	W	3-0	**MW Tournament				
*April 13	Utah	L	10-7	*April 30	BYU	L	7-4	Coach: Kim Newbern				
April 15	Western New Mexico	W	4-2	*April 30	BYU	L	4-0					
April 16	Western New Mexico	W	4-0	*May 1	Utah	L	4-3	2006				
April 16	Western New Mexico	L	6-4	*May 1	Utah	L	7-2	Record: 23-31 Conference: 4-16 MW				
*April 25	BYU	L	7-1	*May 8	Colorado State	L	2-1	\$Feb. 10	Cal State Northridge	L	15-7 (8)	
*April 25	BYU	W	4-3	*May 8	Colorado State	L	3-1	\$Feb. 10	Wisconsin	L	5-3	
*April 27	Utah	W	7-3	*May 9	Colorado State	L	8-0	\$Feb. 11	Arizona State	L	3-2	
*April 27	Utah	L	6-2	*May 9	Colorado State	L	6-4	\$Feb. 11	No. 7 Stanford	L	3-2	
*April 30	Colorado State	L	4-0	**May 14	BYU	W	1-0	\$Feb. 11	No. 5 Arizona	L	9-1 (5)	
*April 30	Colorado State	L	8-2	**May 14	San Diego State	L	2-1	\$Feb. 12	No. 5 Arizona	L	9-1 (5)	
*May 2	UNLV	W	3-2	\$ Arizona Pepsi Classic				#Feb. 17	Hawai'i	W	7-3	
*May 2	UNLV	W	1-0	# Fiesta Bowl				#Feb. 17	Purdue	L	7-1	
*May 4	San Diego State	W	2-1	^ North Texas/ Betlin Round-Up				#Feb. 18	Central Michigan	L	6-2	
*May 4	San Diego State	L	4-2	@ Red Raider Classic				#Feb. 18	UTEP	L	17-7	
**May 8	Utah	W	5-0	! Oklahoma Worth Invitational				#Feb. 19	Cal Poly	L	10-4	
**May 9	San Diego State	L	4-3	*MW Game				Feb. 21	New Mexico State	W	3-1	
**May 9	UNLV	L	3-1	**MW Tournament				Feb. 21	New Mexico State	L	2-1	
*MW Game				Coach: Kim Newbern				^Feb. 24	San José State	L	2-1	
**MW Tournament								^Feb. 24	New Mexico State	L	4-3	
Coach: Kim Newbern								^Feb. 25	Northern Colorado	W	15-4	
								^Feb. 25	San José State	W	2-0	
								^Feb. 26	UTEP	W	10-7 (8)	
2004				2005				5-0	March 4	Utah Valley State	W	5-4
Record: 30-35 Conference: 3-16 MW				Record: 16-34 Conference: 5-15 MW				7-3	March 4	Utah Valley State	W	7-2
\$Feb. 6	UNLV	L	3-2	\$Feb. 4	UC Santa Barbara	L	5-0	8-7	March 5	Utah Valley State	W	12-1 (5)
\$Feb. 6	No. 2 Arizona	L	12-0 (5)	\$Feb. 5	Oregon State	L	8-3	March 5	Utah Valley State	W	6-5 (10)	
\$Feb. 7	Mississippi	W	1-0	\$Feb. 6	UC Santa Barbara	L	6-4	March 11	New Mexico State	W	9-8	
\$Feb. 7	Cal State Northridge	W	6-2	#Feb. 18	Nebraska	L	3-0	March 11	New Mexico State	W	8-0	
\$Feb. 8	No. 2 Arizona	L	11-0 (5)	#Feb. 18	New Mexico State	L	3-1	@March 17	UC Riverside	W	6-2	
#Feb. 13	Western Michigan	W	8-0	#Feb. 19	Loyola-Chicago	W	5-1	@March 17	UC Riverside	W	5-1	
#Feb. 13	No. 20 Arizona State	W	8-6	#Feb. 19	Colorado State	L	6-5	@March 18	South Dakota State	W	10-1 (5)	
#Feb. 14	Nevada	L	6-5	#Feb. 20	UT-San Antonio	W	4-3	@March 18	South Dakota State	W	5-3	
#Feb. 14	No. 18 Texas A&M	L	6-0	^Feb. 25	North Texas	L	8-6	@March 19	Texas Tech	L	4-2	
#Feb. 15	Syracuse	W	4-3	^Feb. 25	Wichita State	L	4-3	March 25	Northern Colorado	W	6-5	
^Feb. 20	Missouri State	W	2-0	^Feb. 26	Missouri State	L	7-1	March 25	Northern Colorado	W	9-1 (6)	
^Feb. 20	UT Arlington	L	2-1	%March 4	Centenary	L	4-3	March 26	Northern Colorado	W	11-5	
^Feb. 21	Wichita State	W	2-0	%March 4	UC Riverside	W	5-3	March 26	Northern Colorado	W	8-0 (5)	

*April 1	Colorado State	L	12-7	*MW Game	\$Feb. 22	Texas Tech	W	11-8			
*April 1	Colorado State	L	9-3	Coach: Ty Singleton	March 1	Oklahoma State	L	8-0 (6)			
*April 7	San Diego State	L	4-1		March 7	Iowa State	W	3-1			
*April 7	San Diego State	L	6-5		March 7	Iowa State	W	12-4 (5)			
*April 9	UNLV	W	1-0	2008	March 8	Iowa State	L	18-5 (5)			
*April 9	UNLV	L	4-2	Record: 25-26 Conference: 7-13 MW	March 8	Iowa State	L	7-5 (10)			
*April 13	BYU	L	11-1 (5)	Feb. 9	Evansville	W	4-1	^March 12	No. 6 Arizona State	L	6-3
*April 13	BYU	L	12-10 (8)	Feb. 9	Evansville	L	10-4	^March 13	No. 12 Arizona	L	9-1 (5)
*April 16	Utah	W	5-2	Feb. 10	Evansville	W	9-1 (5)	^March 14	No. 20 DePaul	W	1-0
*April 16	Utah	L	5-2	!Feb. 15	Georgia Tech	W	1-0	^March 14	Nebraska	L	3-0
*April 21	UNLV	L	6-3 (8)	!Feb. 15	No. 2 Alabama	L	10-2 (5)	^March 15	No. 16 Louisiana	L	9-0 (5)
*April 21	UNLV	L	11-3 (5)	!Feb. 16	Middle Tennessee	W	7-5	March 19	Seattle	L	3-2
*April 23	San Diego State	L	8-6	!Feb. 16	Georgia Tech	L	6-0	March 19	Seattle	L	14-8
*April 23	San Diego State	L	21-5 (5)	\$Feb. 22	Wichita State	L	8-6	March 21	No. 3 Washington	L	14-3 (5)
*April 28	Utah	W	7-3	\$Feb. 23	Washington	L	3-2	March 21	No. 3 Washington	L	4-3 (8)
*April 28	Utah	L	8-5	\$Feb. 23	Missouri	W	6-4	March 22	No. 3 Washington	L	9-2
*April 29	BYU	L	9-8	\$Feb. 24	Texas Tech	W	8-4	March 24	New Mexico State	L	8-7
*April 29	BYU	L	16-1 (5)	Feb. 29	Oklahoma State	W	5-4	March 28	Texas State	L	9-8
*May 6	Colorado State	W	3-2	March 1	Oklahoma State	W	3-2	March 28	Texas State	L	4-1
*May 6	Colorado State	L	6-1	March 2	Oklahoma State	W	7-4	March 29	Texas State	L	8-4
**May 11	Utah	L	9-1 (5)	%March 7	Wright State	W	5-4	*April 2	Utah	W	10-7
**May 12	UNLV	L	4-0	%March 7	Georgetown	W	6-5	*April 3	BYU	L	13-4 (6)
\$Kajikawa Classic				%March 8	Georgetown	W	5-4	*April 4	BYU	L	10-3
#UNLV Tournament				%March 8	Wright State	W	8-4	*April 10	UNLV	L	8-7 (8)
^UTEP Tournament				March 14	No. 8 Arizona	L	8-1	*April 11	San Diego State	L	6-0
@Airport University Inn Lobo Classic				March 15	No. 8 Arizona	L	8-0 (5)	*April 12	San Diego State	W	3-1
*MW Game				March 19	No. 23 Long Beach St.	L	10-2 (5)	*April 19	Colorado State	L	2-1
**MW Tournament				#March 20	Illinois	W	6-5	*April 19	Colorado State	L	4-3 (9)
Coach: Kim Newbern				#March 20	Cal State Fullerton	L	4-3	*April 24	San Diego State	L	10-4
				#March 22	No. 1 Arizona State	L	4-2	*April 25	UNLV	L	12-1 (5)
				March 27	UT-San Antonio	W	15-7 (6)	*April 26	UNLV	L	8-4
				March 28	Texas State	L	4-3	April 28	New Mexico State	L	13-8
				March 29	Texas State	L	5-0	*May 2	Colorado State	W	6-4
				*April 3	BYU	W	3-1	*May 7	BYU	L	6-3
				*April 3	BYU	L	9-5	*May 8	Utah	L	5-2
				*April 4	Utah	W	4-2	*May 9	Utah	W	5-2
				*April 5	Utah	L	4-3	*MW Game			
				April 8	New Mexico State	W	7-6	! Gettnerman Classic			
				*April 12	Colorado State	W	15-4 (5)	\$ New Mexico Invitational			
				*April 13	Colorado State	W	4-1	^ Judi Garman Classic			
				*April 18	No. 22 San Diego State	L	2-0	Coach: Ty Singleton			
				*April 18	No. 22 San Diego State	L	6-4				
				*April 19	UNLV	L	14-5	2010			
				*April 20	UNLV	L	5-3	Record: 11-37 Conference: 1-14 MW			
				April 22	New Mexico State	W	9-1 (5)	!Feb. 12	UT Arlington	L	3-2
				*April 27	Colorado State	W	8-2 (8)	!Feb. 13	Oklahoma State	L	2-1 (10)
				*April 27	Colorado State	L	11-1 (5)	!Feb. 14	Texas State	W	8-0 (5)
				April 28	Texas Tech	L	4-3	!Feb. 14	Northern Illinois	W	7-2
				April 28	Texas Tech	W	1-0	Feb. 20	Seattle	W	6-1
				*May 2	UNLV	L	6-3	Feb. 20	Seattle	W	9-8
				*May 2	UNLV	L	5-3	Feb. 21	Seattle	L	9-3
				*May 3	No. 19 San Diego State	L	2-1	Feb. 21	Seattle	W	9-0 (5)
				*May 4	No. 19 San Diego State	L	1-0	\$Feb. 26	Northern Colorado	W	12-5
				*May 8	Utah	W	6-2	\$Feb. 26	San José State	L	6-1
				*May 8	Utah	W	9-1 (5)	\$Feb. 27	Weber State	W	8-1
				*May 9	BYU	L	4-0	\$Feb. 27	San José State	W	2-0
				*May 10	BYU	L	8-4	\$Feb. 28	Northern Colorado	L	13-11
				*MW Game				\$Feb. 28	UTEP	L	7-5
				! Holiday Inn Crimson Classic				March 5	No. 25 Baylor	L	8-0 (5)
				\$ Lobo Spring Invitational				March 5	No. 25 Baylor	L	7-3
				% New Mexico Classic				March 6	No. 25 Baylor	L	17-4 (5)
				# Judy Garman Classic				March 6	No. 25 Baylor	L	5-4
				Coach: Ty Singleton				#March 12	Illinois	L	7-0
								#March 12	No. 3 Missouri	L	2-0
				2009				#March 17	Bradley	W	14-5 (5)
				Record: 13-35 Conference: 4-11 MW				-March 17	Purdue	L	12-4
				Feb. 6	Syracuse	W	5-4 (8)	-March 18	No. 1 Washington	L	10-1 (5)
				Feb. 7	Syracuse	L	12-6	-March 19	No. 23 Louisville	W	6-5 (8)
				Feb. 8	Syracuse	L	9-8	-March 20	No. 2 Arizona	L	9-3
				!Feb. 13	UT- San Antonio	W	10-1 (5)	-March 21	Fresno State	L	8-2
				!Feb. 13	Baylor	L	5-0	March 26	No. 2 Arizona	L	8-0 (5)
				!Feb. 14	Northwestern State	W	3-0	March 27	No. 4 Arizona	L	10-2 (6)
				!Feb. 14	Stephen F. Austin	L	5-4	March 28	No. 4 Arizona	L	14-0 (5)
				!Feb. 15	Mississippi	L	6-3	April 6	New Mexico State	L	10-0 (5)
				\$Feb. 20	Wisconsin	L	4-3	*April 9	San Diego State	L	7-2
				\$Feb. 20	Drake	L	7-5	*April 10	UNLV	L	8-3
				\$Feb. 21	Texas Tech	W	6-4	*April 11	UNLV	L	12-11
				\$Feb. 21	Drake	W	11-9	*April 15	BYU	L	10-5

*April 16	Utah	L	10-2 (5)	!Feb. 11	Idaho State	W	9-8	\$Feb. 23	at Texas A&M CC	L	6-5 (8)
*April 17	Utah	L	9-1 (5)	!Feb. 11	Northwestern	W	13-5 (5)	\$Feb. 24	Kansas	W	2-1
April 20	New Mexico State	L	12-3	!Feb. 12	Texas State	W	5-3	@Mar 1	Utah State	W	4-2
*April 24	Colorado State	L	2-1	-Feb. 17	Central Arkansas	W	10-8	@Mar 1	at San Diego	W	2-1 (11)
*April 25	Colorado State	L	9-5	-Feb. 17	Bryant	W	15-1 (5)	@Mar 2	Long Beach State	L	6-2
April 27	UTEP	L	12-2	-Feb. 18	Northern Colorado	W	11-3 (5)	@Mar 2	BYU	L	6-1
April 27	UTEP	L	7-3	-Feb. 18	Central Arkansas	W	5-3	@Mar 3	No. 10 UCLA	L	14-3 (5)
*April 29	Utah	W	10-6	-Feb. 19	Purdue	L	10-6 (5)	%Mar 8	Bradley	W	7-1
*April 30	BYU	L	11-6	^Feb. 23	No. 14/16 Texas A&M	W	15-3 (6)	%Mar 8	Seattle	W	2-0
*May 1	BYU	L	6-1	^Feb. 23	Oregon State	W	10-6	%Mar 9	No. 19 Washington	L	12-0 (5)
*May 8	Colorado State	L	4-1	^Feb. 24	Cal State Fullerton	W	5-4	%Mar 10	Yale	L	6-5
*May 13	UNLV	L	3-1	^Feb. 25	UC Davis	W	7-5	Mar 13	at No. 9 Oregon	L	10-0 (6)
*May 14	San Diego State	L	6-1	^Feb. 26	Cal Poly	L	4-2	Mar 13	at No. 9 Oregon	L	4-0
*May 15	San Diego State	L	7-6 (10)	+March 2	Cal State Bakersfield	W	8-0 (6)	Mar 14	at No. 23 Oregon St.	W	5-3

! Texas State Tournament

\$ UTEP Invitational

Missouri Children's Hospital Invitational

- Judi Garman Classic

*MW Game

Coach: Ty Singleton

2011

Record: 19-26 | Conference: 5-10 MW

Feb. 12	Utah Valley	W	10-2 (5)	March 25	UT San Antonio	W	8-0	*Apr 6	Boise State	W	6-5
Feb. 12	Utah Valley	W	7-2	March 25	Weber State	W	12-1 (6)	*Apr 7	Boise State	L	13-0 (5)
Feb. 13	Utah Valley	W	8-3	\$March 30	No. 6 Texas	L	2-1 (9)	*Apr 12	at UNLV	L	8-0 (6)
Feb. 18	Baylor	L	7-2	\$March 31	No. 6 Texas	L	7-3	*Apr 13	at UNLV	W	10-0 (5)
Feb. 18	Baylor	L	4-0	\$March 31	Tulsa	L	2-1	*Apr 14	at UNLV	L	1-0
Feb. 19	Baylor	L	3-1	\$April 1	No. 6 Texas	L	5-0	*Apr 19	Nevada	L	9-6
Feb. 25	Northern Colorado	W	11-3 (6)	April 8	Cal State Northridge	W	5-1	*Apr 20	Nevada	L	6-4
Feb. 26	Northern Colorado	W	11-8	April 8	Cal State Northridge	W	12-10	*Apr 21	Nevada	L	10-1 (6)
Feb. 26	Northern Colorado	W	1-0 (8)	April 10	New Mexico State	L	9-1 (5)	Apr 24	UTEP	W	6-5
March 5	No. 5 Washington	L	7-4 (9)	April 18	No. 13 Arizona	L	8-1	Apr 24	UTEP	W	4-2
March 5	No. 5 Washington	L	11-2 (6)	April 18	No. 13 Arizona	L	5-0	*May 3	at Fresno State	L	3-0
March 6	No. 5 Washington	L	12-3 (6)	*April 20	San Diego State	L	8-3	*May 4	at Fresno State	L	2-1
March 9	No. 19 Texas Tech	L	9-6	*April 21	San Diego State	L	12-6	*May 5	at Fresno State	L	4-0
March 9	No. 19 Texas Tech	L	5-3	*April 22	San Diego State	L	7-0	*May 9	Colorado State	L	3-2
March 11	Florida International	W	10-2 (5)	*April 27	Boise State	L	8-5	*May 10	Colorado State	L	11-5
!March 12	Boston College	W	4-1	*April 28	Boise State	L	8-6	*May 11	Colorado State	L	10-5
!March 12	Florida International	W	9-4	*April 29	Boise State	W	6-5 (8)	! Kajikawa Classic (Arizona State; Tempe, Ariz.)			
!March 13	Boston College	W	6-5 (9)	May 1	UTEP	L	10-7	& Hotel Encanto Tournament (NMSU; Las Cruces, N.M.)			
!March 13	Nevada	L	12-5	May 2	UTEP	L	11-8	^ UNM Lobo Classic (Albuquerque, N.M.)			
March 16	San José State	L	3-1	May 2	UTEP	W	14-7	\$ Best Western Marina Grand Islander Classic (Texas			
March 16	San José State	W	10-0 (6)	*May 4	UNLV	L	8-4	A&M Corpus Christi; Corpus Christi, Texas)			
-March 18	Notre Dame	L	5-0	*May 5	UNLV	W	13-7	@ San Diego Classic I (San Diego & San Diego St.; San			
-March 18	DePaul	W	4-1	*May 6	UNLV	L	7-6 (8)	Diego, Calif.)			
-March 19	No. 19 Louisiana	L	8-4	*May 10	Colorado State	L	8-0 (5)	% Husky Softball Classic (Washington; Seattle, Wash.)			
-March 20	Pacific	L	15-4 (5)	*May 10	Colorado State	L	6-5	^ UNM Invitational (Albuquerque, N.M.)			
-March 20	No. 12 Texas	L	3-2	*May 11	Colorado State	L	10-5	* Mountain West conference game			
March 29	UTEP	W	10-4	! Kajikawa Classic (Arizona State; Tempe, Ariz.)				Coach: Erica Beach			
March 29	UTEP	L	10-3	- UNM Lobo Classic (Albuquerque, N.M.)							
April 4	New Mexico State	W	3-2	^ Cathedral City Classic (Oregon St.) Palm Springs, Calif.							
*April 8	San Diego State	L	8-0 (5)	+UNM Invitational (Albuquerque, N.M.)							
*April 9	UNLV	L	3-1	\$ University of Texas at Austin							
*April 10	UNLV	W	2-1	*Mountain West conference game							
*April 16	Colorado State	W	13-5 (5)	() innings							
*April 17	Colorado State	W	19-6 (5)	Coach: Erica Beach							
April 19	New Mexico State	L	6-0								
*April 21	BYU	L	11-3 (6)								
*April 22	Utah	L	8-0 (5)								
*April 23	Utah	L	5-2								
*April 30	Colorado State	W	13-7								

! Nevada Classic

- Judi Garman Classic

*MW Game

Coach: Erica Beach

2012

Record: 27-25 | Conference: 2-10 MW

!Feb. 10	No. 11/16 Oregon	W	7-6	\$Feb. 22	Southern	W	6-4	March 11	UTEP	W	9-6
!Feb. 10	Western Michigan	W	5-4	\$Feb. 23	Auburn	W	2-1	#March 14	at Oklahoma State	L	6-3
!Feb. 7	Creighton	L	5-1	!Feb. 7	at No. 4 Arizona State	L	3-0	!Feb. 21	LIU-Brooklyn	L	4-2
!Feb. 7	at No. 4 Arizona State	L	3-0	!Feb. 8	Cal Poly	L	3-2	!Feb. 21	Cal State Northridge	L	5-2
!Feb. 8	Cal Poly	L	9-0 (6)	!Feb. 8	San José State	L	11-1 (5)	!Feb. 22	Long Beach State	L	17-0 (6)
!Feb. 8	San José State	L	11-1 (5)	!Feb. 9	No. 2 Oklahoma	L	11-0 (5)	!Feb. 23	Cal Poly	L	6-1
!Feb. 9	No. 2 Oklahoma	L	11-0 (5)	&Feb. 10	Nebraska	L	11-0 (5)	!Feb. 23	No. 8 UCLA	L	13-0 (5)
&Feb. 10	at New Mexico State	L	3-0	&Feb. 10	at New Mexico State	L	3-0	@Feb. 28	Buffalo	W	5-2
^Feb. 15	Hampton	W	11-3 (6)	^Feb. 15	Hampton	W	4-1	@Feb. 28	Idaho State	W	11-10
^Feb. 15	Central Michigan	W	4-1	^Feb. 15	Central Michigan	W	4-1	@March 1	Buffalo	W	5-2
^Feb. 16	Hampton	L	7-2	^Feb. 16	Hampton	L	7-2	@March 2	Idaho State	L	12-9 (6)
^Feb. 16	Bradley	W	3-1	^Feb. 16	Bradley	W	3-1	^March 7	Detroit	W	6-5
^Feb. 17	IPFW	W	1-0	^Feb. 17	IPFW	W	1-0	^March 8	Detroit	W	10-3
^Feb. 17	Central Michigan	W	4-0 (6)	^Feb. 17	Central Michigan	W	4-0 (6)	^March 8	Detroit	W	13-3 (5)
Feb. 19	at New Mexico State	W	10-9	Feb. 19	at New Mexico State	W	10-9	March 11	UTEP	L	7-6
\$Feb. 22	Southern	W	6-4	\$Feb. 22	Southern	W	6-4	March 11	UTEP	W	9-6
\$Feb. 23	Auburn	W	2-1	\$Feb. 23	Auburn	W	2-1	#March 14	at Oklahoma State	L	6-3

2014

Record: 16-26 | Conference: 7-17 MW

&Feb. 6	at No. 7 Arizona State	L	9-0 (5)
&Feb. 7	No. 24 California	L	8-2
&Feb. 7	Northwestern	L	10-0 (5)
&Feb. 8	UC Riverside	W	11-10
&Feb. 8	Portland State	L	10-0 (5)
\$Feb. 14	at No. 24 Arizona	L	8-0 (5)
\$Feb. 15	Grand Canyon	L	4-2
\$Feb. 15	No. 4 Alabama	L	9-1 (5)
\$Feb. 16	Tennessee State	L	6-4
!Feb. 21	LIU-Brooklyn	L	4-2
!Feb. 21	Cal State Northridge	L	5-2
!Feb. 22	Long Beach State	L	17-0 (6)
!Feb. 23	Cal Poly	L	6-1
!Feb. 23	No. 8 UCLA	L	13-0 (5)
@Feb. 28	Buffalo	W	5-2
@Feb. 28	Idaho State	W	11-10
@March 1	Buffalo	W	5-2
@March 2	Idaho State	L	12-9 (6)
^March 7	Detroit	W	6-5
^March 8	Detroit	W	10-3
^March 8	Detroit	W	13-3 (5)
March 11	UTEP	L	7-6
March 11	UTEP	W	9-6
#March 14	at Oklahoma State	L	6-3

#March 14	at Oklahoma State	L	5-0	*April 7	at Fresno State	L	7-1	% UC Davis Tournament (Davis, Calif.)			
#March 15	No. 14 South Alabama	L	9-0 (5)	*April 8	at Fresno State	L	4-0	# Cal State Fullerton Easton Tournament (Fullerton, Calif.)			
March 19	at New Mexico State	W	4-3	*April 8	at Fresno State	L	4-1	* Mountain West Games			
*March 21	San Diego State	L	11-9	*April 10	Colorado State	L	2-0	Coach: Erica Beach			
*March 22	San Diego State	L	11-3	*April 11	Colorado State	W	4-3				
*March 23	San Diego State	W	8-6	*April 12	Colorado State	W	7-4				
*March 28	at Nevada	L	13-5 (5)	April 14	at New Mexico State	L	4-2	2017			
*March 29	at Nevada	L	8-0 (6)	*April 24	at San Diego State	W	8-6	Record: 20-30 Conference: 6-18 MW			
*March 30	at Nevada	L	3-1	*April 25	at San Diego State	L	5-4 (8)	&Feb. 10	Seattle	W	5-0
*April 4	Fresno State	W	11-9 (8)	*April 26	at San Diego State	L	10-2 (6)	&Feb. 10	UT Arlington	L	5-1
*April 5	Fresno State	L	9-0	*May 1	Boise State	W	7-6	&Feb. 11	St. Mary's	W	4-3
*April 6	Fresno State	L	20-0 (5)	*May 2	Boise State	W	7-5	&Feb. 11	Western Michigan	W	4-2
*April 11	at San José State	W	9-4 (10)	*May 3	Boise State	W	11-3 (5)	&Feb. 12	UC Riverside	W	1-0
*April 12	at San José State	L	10-1 (5)	*May 7	San José State	L	12-9	@Feb.17	Missouri State	L	5-3
*April 13	at San José State	L	5-0	*May 8	San José State	W	14-0 (5)	@Feb.17	Stephen F. Austin	L	5-1
*April 17	UNLV	W	11-10	*May 9	San José State	L	8-0 (5)	@Feb. 18	Stephen F. Austin	L	3-1
*April 18	UNLV	L	10-2 (5)	@ Kajikawa Classic (Tempe, Ariz.)				@Feb. 18	at Texas A&M	L	10-1 (5)
*April 19	UNLV	L	12-9	! Wilson DeMarini Desert Classic (Las Vegas, Nev.)				@Feb. 19	Missouri State	L	7-6
*April 22	at Colorado State	L	6-0	% Hilton Houston Plaza Classic (Houston, Texas)				\$Feb. 24	Texas State	L	1-0
*April 22	at Colorado State	W	6-3	# Lobo Classic (Albuquerque, N.M.)				\$Feb. 24	at UTSA	L	1-0
*April 23	at Colorado State	L	13-5 (5)	\$ College of Charleston Classic (Charleston, S.C.)				\$Feb. 25	Incarnate Word	W	11-0
*April 25	Utah State	L	12-11	* Mountain West Games				\$Feb. 25	at UTSA	W	5-4
*April 26	Utah State	W	20-3 (5)	Coach: Erica Beach				\$Feb. 26	Texas State	W	3-2
*April 27	Utah State	W	6-4					March 4	Northern Colorado	L	11-3 (5)
April 29	New Mexico State	L	14-2 (5)	2016				March 4	Northern Colorado	W	12-1 (5)
*May 2	at Boise State	L	7-0	Record: 23-27 Conference: 8-15 MW				March 5	Northern Colorado	W	9-5
*May 3	at Boise State	L	7-5 (8)	@Feb. 12	San Diego	W	2-1	March 8	UTEP	W	7-6
*May 4	at Boise State	L	5-4	@Feb. 12	Stanford	W	8-4	March 8	UTEP	L	7-4
& Kajikawa Classic (Tempe, Ariz.)				@Feb. 13	Cal Poly	L	2-0	%March 10	Santa Clara	W	10-2 (6)
\$ Hillenbrand Invitational (Tucson, Ariz.)				@Feb. 13	Oregon State	L	11-1 (5)	%March 11	Santa Clara	W	7-3
! Mary Nutter Classic (Palm Springs, Calif.)				@Feb. 14	No. 18 Kentucky	L	15-6 (5)	%March 11	Stony Brook	W	13-12
@ New Mexico Invitational (Albuquerque, N.M.)				@Feb. 14	Arkansas	L	2-1	%March 12	Santa Clara	W	6-1
^ UNM Lobo Classic (Albuquerque, N.M.)				!Feb. 19	Loyola Marymount	W	6-5	March 15	at NMSU	L	8-0 (5)
# Cowgirl Classic				!Feb. 19	Bethune-Cookmane	W	8-4	*March 24	at UNLV	W	3-2
* Mountain West Games				!Feb. 20	Pacific	W	13-5 (5)	*March 25	at UNLV	L	4-2
Coach: Erica Beach				!Feb. 20	No. 23 Texas A&M	L	8-7	*March 26	at UNLV	W	5-4
				%Feb. 26	South Dakota	W	3-2	*March 31	Colorado State	L	12-2 (6)
2015				%Feb. 27	Iowa State	L	6-0	*April 1	Colorado State	W	7-3
Record: 29-25 Conference: 13-11 MW				%Feb. 27	Idaho State	W	4-2	*April 2	Colorado State	W	8-6
@Feb. 6	Seattle	W	4-3	%Feb. 28	Idaho State	L	5-4	*April 7	Nevada	L	10-2 (6)
@Feb. 6	BYU	L	2-0	%Feb. 28	at UC Davis	W	4-3	*April 8	Nevada	L	8-2
@Feb. 7	Cal State Northridge	L	5-1	March 5	Northern Colorado	W	7-3	*April 9	Nevada	W	9-6
@Feb. 7	San Diego	W	6-4 (9)	March 5	Northern Colorado	W	8-3	*April 13	at San Diego State	L	4-1
@Feb. 8	UC Santa Barbara	W	6-3	March 6	Northern Colorado	W	10-1 (5)	*April 14	at San Diego State	L	10-2 (5)
!Feb. 13	No. 12 UCLA	L	16-0 (5)	March 8	at New Mexico State	L	11-3 (5)	*April 15	at San Diego State	L	8-0 (6)
!Feb. 13	Cal State Northridge	L	3-2	March 15	at UTEP	W	8-2	*April 21	at Utah State	L	9-7
!Feb. 14	Utah Valley	L	9-3	March 15	at UTEP	W	7-6	*April 22	at Utah State	W	9-5
!Feb. 14	Indiana	W	9-8	#March 18	Arkansas	L	4-3 (8)	*April 23	at Utah State	L	5-2
!Feb. 15	Seattle U	L	8-2	#March 18	No. 6 Alabama	L	6-1	*April 28	San José State	L	7-6
%Feb. 19	at Houston	W	2-1	#March 19	No. 23 Nebraska	W	6-3	*April 30	San José State	L	10-1
%Feb. 20	Texas A&M-CC	W	6-2	#March 19	DePaul	W	8-6 (10)	*April 30	San José State	L	7-1
%Feb. 20	Illinois	L	12-4 (6)	#March 20	at Cal State Fullerton	L	2-0	May 2	New Mexico State	L	7-6
%Feb. 21	Illinois	W	12-4	*March 14	Utah State	L	7-4	*May 5	at Fresno State	L	5-0
%Feb. 22	Texas A&M-CC	W	6-2	*March 15	Utah State	W	13-6	*May 6	at Fresno State	L	10-1 (5)
March 3	UTEP	W	7-5	*March 16	Utah State	W	4-0	*May 7	at Fresno State	L	3-1
March 3	UTEP	W	7-4	*April 1	at Nevada	L	5-1	*May 11	Boise State	L	8-0
#March 6	Cal State Bakersfield	L	8-7 (8)	*April 2	at Nevada	L	4-0	*May 12	Boise State	L	5-0
#March 7	Rutgers	W	10-5	*April 3	at Nevada	W	3-2	*May 13	Boise State	L	4-1
#March 7	Cal State Bakersfield	W	8-1	*April 8	No. 23 Fresno State	L	11-5	& Kajikawa Classic (Tempe, Ariz.)			
#March 8	Rutgers	L	9-6	*April 9	No. 23 Fresno State	L	6-2	@ Texas A&M Tournament (College Station, Texas)			
March 12	Georgia Southern	L	4-2 (9)	*April 10	No. 23 Fresno State	L	11-1 (5)	\$ UTSA Tournament (San Antonio, Texas)			
March 12	Georgia Southern	L	4-2	*April 15	at Colorado State	W	14-3 (6)	* Mountain West Games			
\$March 13	Memphis	W	6-1	*April 15	at Colorado State	W	7-6	Coach: Erica Beach			
\$March 13	Marist	W	9-2	*April 22	UNLV	L	13-12				
\$March 14	Furman	L	7-5	*April 23	UNLV	L	7-6	2018			
\$March 14	at Charleston	W	7-4	*April 24	UNLV	L	7-3	Record: 14-39 Conference: 7-17 MW			
\$March 15	Wisconsin	W	3-1	*April 29	at Boise State	W	6-3	&Feb. 9	No. 15 Utah	L	17-0 (5)
*March 20	at Utah State	L	4-0	*April 30	at Boise State	W	7-6	&Feb. 9	St. Mary's	W	4-1
*March 21	at Utah State	W	8-7	*May 1	at Boise State	L	7-5	&Feb. 10	No. 21 Oklahoma St.	L	13-1 (5)
*March 22	at Utah State	W	12-2 (6)	*May 4	New Mexico State	L	3-2 (8)	&Feb. 11	No. 3 Oregon	L	14-1 (5)
March 24	New Mexico State	L	12-6	*May 6	San Diego State	L	23-4 (5)	&Feb. 11	No. 7 Arizona	L	8-0 (5)
*March 27	at UNLV	L	6-5	*May 7	San Diego State	L	2-1	@Feb.16	BYU	L	8-1
*March 28	at UNLV	W	6-3 (8)	*May 8	San Diego State	W	3-2 (10)	@Feb.16	Hawaii	L	5-1
*March 29	at UNLV	W	2-1	*May 12	at San José State	L	4-1	@Feb. 17	UTEP	L	8-0 (5)
*April 2	Nevada	W	4-3	*May 13	at San José State	L	9-0 (6)	@Feb. 17	South Dakota	L	5-2
*April 3	Nevada	W	6-5	*May 14	at San José State	L	5-3	@Feb. 18	Cal State Northridge	W	5-2
*April 4	Nevada	L	7-4	@ Kajikawa Classic (Tempe, Ariz.)				\$Feb. 23	George Washington	L	8-3
				! Mary Nutter Classic (Palm Springs, Calif.)				\$Feb. 23	at UC Riverside	L	9-1 (6)

*March 25	Utah State	L	5-4	*April 23	at San Diego State	L	5-2
*March 26	Utah State	L	4-2	*April 28	Nevada	W	4-3 (8)
*March 27	Utah State	L	13-4	*April 29	Nevada	W	6-3
March 31	at BYU	W	8-3	*April 30	Nevada	L	13-8
March 31	at BYU	L	12-1 (5)	*May 5	at UNLV	L	6-5
April 1	at BYU	L	17-1 (5)	*May 6	at UNLV	L	10-9
*April 8	at Colorado State	L	5-2	& LSU Invitational (Baton Rouge, La.)			
*April 9	at Colorado State	W	4-2	% Dr. Natalicio Memorial Tournament (El Paso, Texas)			
*April 10	at Colorado State	L	8-0 (5)	^ Troy Cox Classic (Las Cruces, N.M.)			
*April 14	Fresno State	L	7-6 (8)	@ ASU/GCU Tournament (Phoenix/ Tempe, Ariz.)			
*April 15	Fresno State	W	6-5	# Texas Tech Tournament (Lubbock, Texas)			
*April 16	Fresno State	W	4-1	* Mountain West Games			
*April 22	at Nevada	L	7-3	Coach: Nicole Dickson			
*April 23	at Nevada	L	6-5				
*April 24	at Nevada	W	6-3				
*April 29	UNLV	L	11-1 (5)	2024			
*April 30	UNLV	L	16-6 (6)	Record: 16-38 Conference: 8-14			
*May 1	UNLV	L	5-0	Feb. 9	Tennessee State	W	7-6
*May 6	at Boise State	L	13-4 (5)	Feb. 9	at RV McNeese	L	12-4 (6)
*May 6	at Boise State	L	8-0 (5)	&Feb. 10	Chattanooga	L	4-2
*May 8	at Boise State	L	7-2	&Feb. 10	RV Cal	L	16-3 (5)
*May 12	San Diego State	L	7-1	&Feb. 11	at No. 21 Louisiana	L	10-2 (5)
*May 13	San Diego State	L	12-3 (5)	Feb. 14	at UTEP	L	4-3 (8)
*May 14	San Diego State	W	4-3	Feb. 14	at UTEP	L	4-2
& Candrea Classic (Tucson, Ariz.)				%Feb. 16	Marist	W	13-3
@ Cardinal Classic (Beaumont, Texas)				%Feb. 16	at Abilene Christian	L	7-3
\$ Lobo Classic (Albuquerque, N.M.)				%Feb. 17	Houston Christian	L	3-1
! South Coast Invitational (Santa Barbara, Calif.)				%Feb. 18	Marist	W	10-7
% Dixie State Tournament (St. George, Utah)				%Feb. 18	at Abilene Christian	L	8-0 (5)
* Mountain West Games				^Feb. 23	Stephen F. Austin	W	6-3
Coach: Paula Congleton				^Feb. 23	at North Texas	L	3-1
				^Feb. 24	Stephen F. Austin	L	13-1 (5)
				^Feb. 24	at North Texas	L	1-0 (8)
				^Feb. 25	Minnesota	L	10-1
2023				Feb. 28	Texas Tech	L	9-2
Record: 19-31 Conference: 6-16				@March 1	Pacific	L	5-2
Feb. 9	at Nicholls	W	12-3 (5)	@March 1	Montana	W	3-2
&Feb. 10	No. 19 Oregon State	L	2-0	@March 2	Toledo	W	5-1
&Feb. 10	at No. 25 LSU	L	11-3 (6)	@March 2	at Grand Canyon	L	5-2
&Feb. 11	No. 19 Oregon State	W	8-0 (5)	\$March 7	Cleveland State	L	3-1
&Feb. 11	at No. 25 LSU	L	11-3 (6)	\$March 7	at Hawai'i	L	3-1
%Feb. 17	Buffalo	W	11-2 (5)	\$March 8	UConn	L	3-1
%Feb. 18	Santa Clara	L	7-2	\$March 8	at Hawai'i	W	5-4
%Feb. 18	Texas Tech	L	12-7	March 12	at Texas Tech	L	9-1 (5)
Feb. 23	CSU Bakersfield	W	8-2	March 12	at Texas Tech	L	14-5 (5)
Feb. 23	CSU Bakersfield	W	10-3	*March 15	at San José State	W	6-5 (8)
^Feb. 24	No. 4 Oklahoma St.	L	12-1 (5)	*March 16	at San José State	L	4-1
^Feb. 24	Creighton	W	4-0	*March 17	at San José State	L	9-3
^Feb. 25	at New Mexico State	L	7-6	March 19	UTEP	W	6-1
^Feb. 25	Nebraska	L	15-0 (5)	*March 22	UNLV	L	7-5
^Feb. 26	Nebraska	L	1-0	*March 23	UNLV	W	2-1 (8)
March 1	UTEP	L	2-1 (11)	*March 23	UNLV	L	8-2
March 1	UTEP	W	8-4	March 26	at New Mexico State	L	9-1 (5)
@March 3	Houston	W	7-1	March 26	at New Mexico State	L	8-4
@March 3	at No. 23 Arizona St.	L	6-2	*March 28	at Nevada	L	5-4
@March 4	No. 11 Washington	L	3-0	*March 28	at Nevada	L	8-2
@March 4	at Grand Canyon	L	6-1	*March 29	at Nevada	L	10-0 (5)
@March 5	Charlotte	W	7-6	*April 3	San Diego State	L	4-2
#March 10	Buffalo	W	6-0	*April 3	San Diego State	L	12-8
#March 10	Manhattan	W	7-6 (9)	*April 6	at Colorado State	L	12-4 (5)
#March 11	Buffalo	W	4-1	*April 7	at Colorado State	L	16-0 (5)
#March 11	at Texas Tech	L	14-5 (5)	April 16	New Mexico State	L	4-3
#March 12	at Texas Tech	L	7-2	*April 19	Utah State	W	9-6
*March 17	at Utah State	L	5-4 (10)	*April 20	Utah State	W	3-2
*March 18	at Utah State	L	8-0 (5)	*April 21	Utah State	W	6-5
*March 19	at Utah State	W	15-13	*April 26	at Boise State	L	5-4
*March 24	San José State	L	12-10	*April 27	at Boise State	W	4-3
*March 25	San José State	W	8-0 (6)	*April 28	at Boise State	L	8-4
*March 26	San José State	W	8-6	*May 2	Fresno State	W	4-3 (9)
March 28	New Mexico State	W	8-2	*May 3	Fresno State	W	4-1
*March 31	at Fresno State	L	3-1	*May 4	Fresno State	L	13-4
*April 1	at Fresno State	L	1-0	& Louisiana Classics (Lafayette, La.)			
*April 2	at Fresno State	L	4-1	% ACU Tournament (Abilene, Texas)			
*April 6	Boise State	L	13-2 (5)	^ UNT Invite (Denton, Texas)			
*April 7	Boise State	L	14-1 (5)	@ Purple Classic (Phoenix, Ariz.)			
*April 8	Boise State	L	13-0 (6)	\$ Rainbow Wahine Classic (Honolulu, Hawai'i)			
*April 15	Colorado State	L	10-1 (5)	* Mountain West Games			
*April 16	Colorado State	W	12-4 (6)	Coach: Nicole Dickson			
*April 21	at San Diego State	L	4-1				
*April 22	at San Diego State	L	6-0				

ALL-TIME RESULTS

School	WON	LOST	TIE	School	WON	LOST	TIE	School	WON	LOST	TIE
Abilene Christian	0	2		Kansas State	0	1		South Florida	3	7	
Adams State	16	0		Kent State	1	0		Southern California	1	0	
Adelphi	1	1		Kentucky	1	1		Southern Illinois	2	1	
Alabama	0	6		Lamar	2	0		Southern Mississippi	0	2	
Arizona	4	43		La Salle	2	0		Southern Utah	28	3	
Arizona State	5	40		Liberty	2	2		Southern	1	0	
Arkansas	0	2		Lipscomb	1	0		Southwest College	4	0	
Auburn	3	0		LIU-Brooklyn	0	1		SW Missouri/Missouri St.	2	7	
Baylor	6	12		Long Beach State	1	6		Southwest Texas	1	0	
Bethune-Cookman	3	0		Louisiana	0	3		St. Mary's	5	0	
Boise State	12	24		Louisiana Monroe	1	1		Stanford	3	3	
Boston College	2	0		Louisiana State	0	3		Stephen F. Austin	5	5	
Boston University	1	0		Louisiana Tech	3	3		Stetson	2	0	
Bowling Green State	0	1		Louisville	1	0		Stony Brook	1	0	
Bradley	4	0		Loyola Marymount	1	3		Syracuse	3	2	
Brown	2	0		Loyola-Chicago	3	0		Tarleton	1	0	
Bryant	1	0		Maine	1	0		Temple	1	0	
Buffalo	6	0		Manhattan	1	0		Tennessee	0	1	
Butler	2	0		Marist	3	0		Tennessee Tech	2	0	
BYU	17	41		Massachusetts	1	0		Tennessee State	1	1	
California	1	6		McNeese	4	1		Texas	0	9	
Cal Poly Pomona	1	6		Memphis	1	0		Texas A&M	6	17	
Cal Poly San Luis Obispo	0	5		Mercer	1	0		Texas A&M- Corpus Christi	6	2	
Cal State Bakersfield	6	1		Mesa	2	1		Texas Southern	1	1	
Cal State Fullerton	4	16		Metro State	1	0		Texas State	3	6	
Cal State Northridge	7	20		Michigan	4	8		Texas Tech	28	32	
Canisius	1	1		Michigan State	3	2		Texas Wesleyan	1	0	
Centenary	1	4		Middle Tennessee	2	0		Texas Women's University	1	5	
Central Arizona	1	2		Minnesota	12	6		Toledo	2	1	
Central Arkansas	2	0		Mississippi	5	2		Tulsa	8	8	
Central Michigan	7	3		Mississippi State	0	2		UC Davis	2	0	
Charleston	1	0		Missouri	2	8		UCLA	1	10	
Charlotte	1	0		Montana	1	1		UC Riverside	6	2	
Chattanooga	0	1		Morehead State	1	0		UC Santa Barbara	6	4	
Cleveland State	0	1		Nebraska	9	10		UM-Kansas City	1	0	
Colorado State	62	72		Nevada	9	26		UNLV	34	63	
Columbia	3	0		New Mexico Highlands	30	0		USIU	0	1	
Connecticut	1	4	1	New Mexico State	88	74		UT Arlington	9	8	
Creighton	14	15		Nicholls	4	0		UT- San Antonio	4	5	
DePaul	5	4		North Carolina	4	0		Utah	39	77	1
Detroit	3	0		North Dakota	4	0		Utah State	33	29	
Dixie State	1	0		North Dakota State	2	0		Utah Valley	9	2	
Drake	2	2		North Texas	1	5		UTEP	19	15	
Eastern Arizona	1	0		Northeast Louisiana*	3	2		Virginia	4	2	
Eastern Illinois	1	0		Northern Arizona	12	0		Wagner College	1	0	
Eastern Michigan	5	1		Northern Colorado	33	15		Washington	1	10	
Eastern New Mexico	7	0		Northern Illinois	2	0		Weber State	5	10	
Eastern Oklahoma	1	0		Northern Iowa	1	1		West Texas	4	0	
Evansville	2	1		Northwestern	2	7		Western Carolina	1	0	
Florida	0	2		Northwestern State	1	0		Western Illinois	1	1	
Florida International	2	0		Notre Dame	1	2		Western Kentucky	1	0	
Florida State	0	2		Ohio	2	0		Western Michigan	6	4	
Fordham	0	1		Ohio State	2	1		Western New Mexico	6	1	
Fresno State	11	56		Oklahoma	5	15		Wichita State	6	9	
Furman	3	1		Oklahoma City	4	1		Wisconsin	1	4	
George Washington	0	2		Oklahoma State	7	26		Wright State	2	0	
Georgetown	2	0		Omaha	0	1		Wyoming	7	5	
Georgia Southern	0	2		Oregon	3	6					
Georgia Tech	1	2		Oregon State	7	12					*Now called Louisiana Monroe
Glendale	2	0		Pacific	4	6					
Grand Canyon	1	5		Penn State	4	1					
Hampton	1	1		Phoenix	0	1					
Harvard	2	1		PIMA	4	0					
Hawaii	8	17		Portland State	5	1					
Houston	2	0		Purdue	1	3					
Houston Christian	0	1		Rutgers	1	1					
Howard	1	0		Sacramento State	6	17					
Idaho State	9	4		Sam Houston	2	0					
Illinois	2	3		San Diego	3	1					
Illinois State	3	1		San Diego State	36	85					
Illinois-Chicago	4	1		San Francisco	0	2					
Incarinate Word	1	0		San José State	22	29					
Indiana	4	2	1	Santa Clara	9	3					
Indiana State	2	3		Seattle	8	6					
Iowa	4	4		South Alabama	0	1					
Iowa State	7	10		South Carolina	1	2					
IPFW	1	0		South Dakota	3	1					
Kansas	5	17		South Dakota State	2	0					

ALL-TIME SERIES vs. OPPONENTS

ABILENE CHRISTIAN

Series Record: 0-2

2/16/24 L 7-3
2/18/24 L 8-0 (5)

3/7/03 L 9-0
2/6/04 L 12-0 (5) No. 2
2/8/04 L 11-0 (5) No. 2
2/12/06 L 9-1 (5) No. 5
3/24/07 L 13-0 (5) No. 5
3/24/07 L 8-0 (5) No. 5
3/25/07 L 11-3 (6) No. 5
3/14/08 L 8-1 No. 8
3/15/08 L 8-0 (5) No. 8
3/13/09 L 9-1 (5) No. 12
3/20/10 L 9-3 No. 2
3/26/10 L 8-0 No. 4
3/27/10 L 10-2 No. 4
3/28/10 L 14-0 No. 4
4/18/12 L 8-1 No. 13
4/18/12 L 5-0 No. 13
2/14/14 L 8-0 (5) No. 24
2/11/18 L 8-0 (5) No. 7
4/25/18 L 3-1 No. 10
2/16/19 L 15-1 (5) No. 9
2/19/21 L 5-2 No. 4
2/20/21 L 12-0 (5) No. 4
2/13/22 L 1-0 No. 9

3/12/09 L 6-3 No. 6
2/7/13 L 3-0 No. 4
2/6/14 L 9-0 (5) No. 7
2/21/20 L 15-0 (5) No. 16
2/26/21 L 13-1 (5) No. 11
2/28/21 L 11-3 (6) No. 11
3/3/23 L 6-2 No. 23

ADAMS STATE

Series Record: 16-0

2/26/87 W 4-3
2/26/87 W 7-0
2/20/88 W 8-1
2/20/88 W 7-0
3/16/88 W 8-1 (5)
3/16/88 W 7-0 (5)
2/22/92 W 7-0 (6)
2/22/92 W 9-0 (5)
2/20/93 W 10-0 (5)
2/20/93 W 11-0 (5)
2/8/96 W 11-0
2/11/96 W 8-3
2/11/96 W 8-0
2/8/97 W 6-1
2/8/97 W 12-2 (6)
2/8/98 W 17-0

ARKANSAS

Series Record: 0-2

2/19/16 L 2-1
3/18/16 L 4-3 (8)

AUBURN

Series Record: 3-0

2/20/99 W 3-0
2/21/99 W 10-1
2/23/13 W 2-1

BAYLOR

Series Record: 6-12

3/9/83 W 4-3
4/8/83 W 2-1
3/15/85 W 2-0
3/28/85 W 3-1
3/3/88 W 9-2
3/11/88 W 8-3
2/16/96 L 4-3
2/28/97 L 5-4
2/13/98 L 5-2
2/28/03 L 5-1
2/13/09 L 5-0
3/5/10 L 8-0 No. 25
3/5/10 L 7-3 No. 25
3/6/10 L 17-4 No. 25
3/6/10 L 5-4 No. 25
2/18/11 L 7-2
2/18/11 L 4-0
2/19/11 L 3-1

ADELPHI

Series Record: 1-1

3/18/89 L 10-5 (9)
3/15/90 W 7-4

ARIZONA STATE

Series Record: 5-40

3/1/78 L 2-0
3/15/78 L 2-1
4/9/78 L 2-0
4/14/78 L 5-0
5/7/78 L 6-1
4/20/79 L 3-0
4/20/79 L 3-0
3/7/80 L 2-0
3/7/80 L 2-0
3/12/81 L 3-0
3/6/82 L 6-0
4/16/82 L 5-2
4/19/85 L 2-1
3/7/86 L 2-1
4/5/86 L 2-0
4/5/86 W 3-2
4/26/87 L 4-2
3/3/88 L 2-0 (8)
4/30/88 L 8-1
3/23/90 L 4-1
3/2/91 W 2-0
3/11/92 W 5-0
3/11/92 L 2-0
3/19/93 L 1-0
3/21/93 L 5-2
3/25/95 W 7-5
3/26/95 L 4-3
3/22/96 L 8-1
3/15/97 L 6-0
3/20/98 L 3-2
3/21/98 L 2-1
3/15/02 L 5-3
3/22/02 L 6-2
3/22/02 L 4-3
2/13/04 W 8-6 No. 20
2/11/06 L 3-2
2/9/07 L 3-0 No. 5
3/22/08 L 4-2 No. 1

ALABAMA

Series Record: 0-6

3/28/98 L 5-0
2/15/08 L 10-2 (5) No. 2
2/15/14 L 9-1 (5) No. 4
3/18/16 L 6-1 No. 6
2/15/19 L 1-0 No. 7
2/13/22 L 8-3 No. 2

ARIZONA

Series Record: 4-43

3/18/78 L 10-3
3/18/78 L 6-3
3/23/78 L 8-4
4/10/78 W 1-0
4/15/78 W 6-4
3/14/79 L 4-2
3/23/79 L 8-0
4/20/79 L 9-3
4/20/79 L 8-1
3/13/80 W 4-3
4/26/87 L 6-0
3/2/89 L 1-0
3/1/90 L 4-3
4/27/90 L 5-0
4/27/90 W 2-1
3/5/92 L 12-0 (6)
3/10/92 L 5-0
3/10/92 L 5-3
2/27/94 L 5-1
2/27/94 L 7-5
3/4/95 L 11-0 (5)
3/5/95 L 8-0 (5)
2/19/00 L 17-1
2/24/03 L 8-0

BETHUNE-COOKMAN

Series Record: 3-0

3/16/99 W 8-0
3/16/99 W 3-0
2/20/16 W 8-4

BOISE STATE

Series Record: 12-24

4/27/12 L 8-5
4/28/12 L 8-6
4/29/12 W 6-5 (8)
4/5/13 W 7-6
4/6/13 W 6-5
4/7/13 L 13-0 (5)
5/2/14 L 7-0
5/3/14 L 7-5 (8)
5/4/14 L 5-4
5/1/15 W 7-6
5/2/15 W 7-5
5/3/15 W 11-3 (5)
4/29/16 W 6-3
4/30/16 W 7-6
5/1/16 L 7-5
5/11/17 L 8-0

5/12/17	L	5-0
5/13/17	L	4-1
5/10/18	L	10-0 (5)
5/11/18	L	10-1 (5)
5/12/18	L	6-5
4/18/19	W	7-4
4/19/19	L	17-5 (5)
4/20/19	L	22-10
4/24/21	W	6-4
4/24/21	L	4-3
4/25/21	W	6-3
5/6/22	L	13-4 (5)
5/6/22	L	8-0 (5)
5/8/22	L	7-2
4/6/23	L	13-2 (5)
4/7/23	L	14-1 (5)
4/8/23	L	13-0 (6)
4/26/24	L	5-4
4/27/24	W	4-3
4/28/24	L	8-4

Series Notes

Last win	4/27/24 (4-3)
Last loss	4/28/24 (8-4)
Last home win	4/25/21 (6-3)
Last home loss	4/8/23 (13-0 /6)
Last road win	4/27/24 (4-3)
Last road loss	4/28/24 (8-4)
Last season sweep	2015
Last season swept	2023
Last series win	2021
Last five games	1-4
Last 10 games	2-8
Last shutout win	N/A
Last shutout loss	4/8/23 (13-0 /6)
Longest win streak	5 (5/11/15-4/30/16)
Longest losing streak	7 (2x, last: 5/6/22-4/26/24)

BOSTON COLLEGE

Series Record: 2-0

3/12/11	W	4-1
3/13/11	W	6-5 (9)

BOSTON UNIVERSITY

Series Record: 1-0

2/24/02	W	1-0
---------	---	-----

BOWLING GREEN STATE

Series Record: 0-1

3/3/18	L	7-3
--------	---	-----

BRADLEY

Series Record: 4-0

3/16/90	W	6-0
3/14/10	W	14-5
2/16/13	W	3-1
3/8/13	W	7-1

BROWN

Series Record: 2-0

3/23/01	W	11-2
3/25/01	W	8-0

BRYANT

Series Record: 1-0

2/17/12	W	15-1 (5)
---------	---	----------

BUFFALO

Series Record: 6-0

2/28/14	W	5-2
3/1/14	W	5-2
2/26/22	W	6-2
2/17/23	W	11-2 (5)
3/10/23	W	6-0
3/11/23	W	4-1

BUTLER

Series Record: 2-0

3/28/98	W	6-1
2/27/99	W	13-0

BYU

Series Record: 17-41

3/7/85	W	5-0
3/8/86	W	6-0
3/5/87	W	5-0
4/7/00	W	5-0
4/7/00	W	9-3
4/29/00	L	4-3
4/29/00	L	6-2
3/31/01	L	4-1
3/31/01	W	4-3
4/21/01	W	2-0
4/21/01	L	7-0
5/10/01	L	4-3
4/6/02	W	7-6
4/6/02	L	6-0
5/4/02	W	8-7
5/4/02	W	6-2
5/9/02	W	4-1
3/22/03	L	3-2
4/10/03	W	4-2
4/10/03	L	5-2
4/25/03	L	7-1
4/25/03	W	4-3
4/17/04	L	2-1
4/30/04	L	7-4
4/30/04	L	4-0
5/14/04	W	1-0
4/16/05	L	4-1
4/16/05	L	7-6
4/28/05	L	4-0
4/28/05	L	9-7
5/13/05	L	2-1
4/13/06	L	11-1 (5)
4/13/06	L	12-10 (8)
4/29/06	L	9-8
4/29/06	L	16-1 (5)
4/20/07	L	7-4
4/21/07	L	6-5
5/3/07	L	4-1
5/3/07	L	7-4
4/3/08	W	3-1
4/3/08	L	9-5
5/9/08	L	4-0
5/10/08	L	8-4
4/3/09	L	13-4 (6)
4/4/09	L	10-3
5/7/09	L	6-3
4/15/10	L	10-5
4/30/10	L	11-6

5/1/10	L	6-1
4/21/11	L	11-3 (6)
5/6/11	L	8-3
5/7/11	W	3-2
3/2/13	L	6-1
2/6/15	L	2-0
2/16/18	L	8-1
3/31/22	W	8-3
3/31/22	L	12-1 (5)
4/1/22	L	17-1 (5)

CALIFORNIA

Series Record: 1-6

3/26/81	W	1-0
3/17/89	L	3-1
2/21/97	L	6-4
3/3/01	L	3-1
2/7/14	L	8-2 No. 24
2/23/20	L	5-3
2/10/24	L	16-3 (5)

CAL POLY POMONA

Series Record: 1-6

4/20/80	L	1-0 (8)
5/22/80	L	3-1
3/14/81	L	2-1
3/4/82	L	7-2
3/25/83	L	4-0
3/9/91	L	2-1 (17)
3/13/92	W	3-2

CAL POLY SLO

Series Record: 0-5

2/19/06	L	10-4
2/26/12	L	4-2
2/8/13	L	3-2
2/23/14	L	6-1
2/13/16	L	2-0

CAL STATE BAKERSFIELD

Series Record: 6-1

3/13/92	W	2-1
3/2/12	W	8-0 (6)
3/3/12	W	18-11
3/6/15	L	8-7 (8)
3/7/15	W	8-1
2/23/23	W	8-2
2/23/23	W	10-3

CAL STATE FULLERTON

Series Record: 4-16

4/17/83	L	5-1
4/17/83	L	4-3
5/13/83	L	6-0
5/14/83	W	4-0
5/15/83	L	6-0
3/8/91	L	5-1
3/8/91	W	2-0
3/15/95	L	3-0
3/16/95	L	7-2
3/13/96	L	3-1
2/5/00	L	9-5
2/5/00	L	3-2
2/3/01	L	10-2

2/3/01	W	11-2
3/16/02	L	9-0
3/20/08	L	4-3
2/24/12	W	5-4
3/20/16	L	2-0
2/15/19	L	6-2
3/3/19	L	19-1 (5)

CAL STATE NORTHRIDGE

Series Record: 7-20

3/14/92	L	1-0
3/14/93	L	4-0
3/14/93	L	2-1
5/1/93	L	4-0
5/1/93	L	10-1
4/8/94	W	2-1
4/8/94	L	10-0 (5)
4/30/94	L	5-1
4/30/94	L	7-1
3/31/95	L	2-0
3/31/95	L	7-3
4/29/95	L	6-0
4/29/95	L	7-0
3/15/96	W	7-1
3/15/96	L	1-0
4/20/96	L	4-3
4/20/96	L	12-4
2/15/02	W	1-0
2/15/03	L	10-1
2/7/04	W	6-2
2/10/06	L	15-7 (8)
4/8/12	W	5-1
4/8/12	W	12-10
2/21/14	L	5-2
2/7/15	L	5-1
2/13/15	L	3-2
2/18/18	W	5-2

CANISIUS

Series Record: 1-1

3/18/00	L	2-1
2/22/19	W	10-0 (5)

CENTENARY

Series Record: 1-4

3/24/01	W	3-0
3/13/04	L	6-1
3/13/04	L	3-2
3/4/05	L	4-3
3/3/07	L	3-2

CENTRAL ARIZONA

Series Record: 1-2

4/7/78	W	11-4
3/8/84	L	4-0
3/8/85	L	2-0

CENTRAL ARKANSAS

Series Record: 2-0

2/17/12	W	10-8
2/18/12	W	5-3

CENTRAL MICHIGAN

Series Record: 7-3

3/16/85	W	1-0 (8)
3/28/87	W	2-0 (10)
3/23/90	W	2-1
3/2/92	W	4-0
3/2/92	L	3-1
3/22/96	L	5-4
3/24/96	W	4-2
2/18/06	L	6-2
2/15/13	W	4-1
2/17/13	W	4-0 (6)

CHARLESTON

Series Record: 1-0

3/14/15	W	7-4
---------	---	-----

CHARLOTTE

Series Record: 1-0

3/5/23	W	7-6
--------	---	-----

CHATTANOOGA

Series Record: 0-1

2/10/24	L	4-2
---------	---	-----

CLEVELAND STATE

Series Record: 0-1

3/7/24	L	3-1
--------	---	-----

COLORADO STATE

Series Record: 62-72

4/29/78	W	10-4
4/26/79	W	13-1
4/26/79	W	4-2
4/27/84	W	2-0
4/27/84	W	5-3
4/6/85	W	3-0
4/6/85	L	1-0
3/22/86	W	4-1
3/27/86	W	2-0
4/25/86	W	1-0
4/25/86	W	4-2
4/4/87	W	2-1
4/4/87	W	4-0
4/7/88	W	9-3
4/7/88	L	3-2
4/8/89	L	1-0
4/8/89	W	5-1
3/1/90	L	6-1
4/14/90	L	1-0
4/14/90	L	9-1
4/13/91	W	7-3
4/13/91	W	1-0
4/17/92	W	1-0
4/17/92	W	3-1 (8)
5/10/92	W	1-0
4/16/94	L	1-0
4/16/94	W	15-0 (5)
4/17/94	W	9-5
4/17/94	W	8-2
5/7/94	L	5-2
5/7/94	W	7-1
5/8/94	W	18-6 (5)
5/8/94	W	9-1 (6)

4/15/95	L	4-0
4/15/95	L	10-0 (6)
4/16/95	L	6-5
5/12/95	L	5-3
5/12/95	W	3-0
3/30/96	L	4-1
3/31/96	W	5-3
5/10/96	L	3-1
5/10/96	L	11-1
4/5/97	L	5-3
4/4/97	L	4-1
4/13/97	L	5-3
4/13/97	L	11-2
3/6/98	W	6-0
3/6/98	L	9-3
4/17/98	L	5-4
4/17/98	W	7-4
5/8/99	W	5-2
5/8/99	W	2-1
5/9/99	W	3-2
4/1/00	W	7-2
4/1/00	W	7-2
4/22/00	W	5-2
4/22/00	W	4-3
5/13/00	W	3-2
4/7/01	W	2-1
4/7/01	W	11-0
4/28/01	L	3-0
4/28/01	L	4-2
5/10/01	W	2-0
3/30/02	L	11-1
3/30/02	W	2-1
4/20/02	W	7-1
5/10/02	L	5-3
4/5/03	L	1-0
4/5/03	L	6-3
4/30/03	L	4-0
4/30/03	L	8-2
5/8/04	L	2-1
5/8/04	L	3-1
5/9/04	L	8-0
5/9/04	L	6-4
2/9/05	L	6-5
4/9/05	L	5-4
4/9/05	L	4-1
4/23/05	L	5-0
4/23/05	L	5-2
4/1/06	L	12-7
4/1/06	L	9-3
5/6/06	W	3-2
5/6/06	L	6-1
5/11/07	W	10-8
5/11/07	L	9-8
5/12/07	L	6-5 (8)
5/12/07	L	11-0 (5)
4/12/08	W	15-4 (5)
4/13/08	W	4-1
4/27/08	W	8-2 (8)
4/27/08	L	11-1 (5)
4/19/09	L	2-1
4/19/09	L	4-3 (9)
5/2/09	W	6-4
4/24/10	L	2-1
4/25/10	L	9-5

5/8/10	L	4-1
4/16/11	W	13-5 (5)
4/17/11	W	19-6 (5)
4/30/11	W	13-7
5/10/12	L	8-0 (5)
5/10/12	L	6-5
5/11/12	L	10-5
5/9/13	L	3-2
5/10/13	L	11-5
5/11/13	L	10-5
4/22/14	L	6-0
4/22/14	W	6-3
4/23/14	L	13-5 (5)
4/10/15	L	2-0
4/11/15	W	4-3
4/12/15	W	7-4
4/15/16	W	14-3 (6)
4/15/16	W	7-6
3/31/17	L	12-2 (6)
4/1/17	W	7-3
4/2/17	W	8-6
4/7/18	W	5-3 (10)
4/7/18	L	8-0 (6)
4/8/18	L	12-4 (5)
3/22/19	L	9-7
3/23/19	L	9-1 (5)
3/24/19	L	16-3 (5)
3/27/21	L	3-2
3/27/21	W	7-6
3/28/21	L	8-6
4/8/22	L	5-2
4/9/22	W	4-2
4/10/22	L	8-0 (5)
4/15/23	L	10-1 (5)
4/16/23	W	12-4 (6)
4/6/24	L	12-4 (5)
4/7/24	L	16-0 (5)

Series Notes

Last win	4/16/23 (12-4 /6)
Last loss	4/7/24 (16-0 /5)
Last home win	4/16/23 (12-4 /6)
Last home loss	4/15/23 (10-1 /5)
Last road win	4/9/22 (4-2)
Last road loss	4/7/24 (16-0 /5)
Last season sweep	2016
Last season swept	2024
Last series win	2017
Last five games	1-4
Last 10 games	3-7
Last shutout win	5/10/01 (2-0)
Last shutout loss	4/7/24 (16-0 /5)
Longest win streak	11 (4/17/98-4/7/01)
Longest losing streak	16 (5/10/02-4/1/06)

COLUMBIA

Series Record: 3-0

3/8/03	W	5-1
3/5/04	W	2-1
3/6/04	W	5-4

CONNECTICUT

Series Record: 1-4-1

3/14/90	L	6-0
3/14/90	L	4-0
3/15/03	T	1-1
3/22/03	W	2-1
3/3/19	L	2-1

3/8/24	L	3-1
--------	---	-----

CREIGHTON

Series Record: 14-15

3/14/80	W	3-2
3/9/81	W	2-0
3/9/81	L	7-0
3/12/86	L	2-1 (10)
3/12/86	W	2-0
5/9/86	W	1-0
5/10/86	L	3-0
4/3/87	L	5-2
4/3/87	L	7-4
4/7/89	L	4-3
4/7/89	W	4-3 (8)
5/11/89	L	4-1
4/12/90	L	2-0
4/12/90	W	1-0
5/11/90	W	8-1
5/12/90	L	2-0
5/12/90	L	4-3 (9)
4/11/91	W	8-2
4/11/91	W	2-1
5/11/91	L	1-0
3/15/92	L	3-0
4/18/93	W	1-0
4/18/93	L	1-0
3/26/93	W	1-0
2/22/04	W	2-1
2/7/13	L	5-1
2/9/19	W	8-0 (5)
2/19/22	L	5-2
2/24/23	W	4-0

DEPAUL

Series Record: 5-4

3/14/92	W	3-2
2/25/95	W	6-0
2/25/95	L	8-5
3/14/02	L	7-1
3/14/09	W	1-0 No. 20
3/18/11	W	4-1
3/19/16	W	8-6 (10)
2/21/19	L	9-5
2/23/19	L	4-2

DETROIT

Series Record: 3-0

3/7/14	W	6-5
3/8/14	W	10-3
3/8/14	W	13-3 (5)

DIXIE STATE

Series Record: 1-0

3/11/22	W	7-6
---------	---	-----

DRAKE

Series Record: 2-2

2/22/03	L	3-2
3/9/07	W	5-4
3/10/07	W	8-4
2/20/09	L	7-5

EASTERN ARIZONA

Series Record: 1-0

3/12/83	W	10-0 (5)
---------	---	----------

EASTERN ILLINOIS

Series Record: 1-0

3/17/01	W	8-0
---------	---	-----

EASTERN MICHIGAN

Series Record: 5-1

3/14/89	W	4-1
3/14/89	W	2-1 (8)
3/1/91	W	7-5
3/4/91	L	2-0
3/4/91	W	4-3
3/1/03	W	7-4

EASTERN NEW MEXICO

Series Record: 7-0

3/12/90	W	7-2
3/12/90	W	6-3
2/6/98	W	15-1
2/5/99	W	7-0
2/5/99	W	10-0
4/6/04	W	1-0
3/27/07	W	19-2(5)

EASTERN OKLAHOMA

Series Record: 1-0

3/21/80	W	3-2 (8)
---------	---	---------

EVANSVILLE

Series Record: 2-1

2/9/08	W	4-1
2/9/08	L	10-4
2/10/08	W	9-1 (5)

FLORIDA

Series Record: 0-2

2/11/07	L	5-0
2/28/19	L	1-0 (8) No. 3

FLORIDA INTERNATIONAL

Series Record: 2-0

3/11/11	W	10-2 (5)
3/12/11	W	9-4

FLORIDA STATE

Series Record: 0-2

3/31/85	L	3-2 (10)
3/11/89	L	3-2

FORDHAM

Series Record: 0-1

3/17/00	L	2-0
---------	---	-----

FRESNO STATE

Series Record: 11-56

3/14/81	W	2-1
3/2/90	L	3-1
2/28/91	L	15-4
4/4/93	W	5-3 (11)
4/4/93	W	1-0

5/15/93	W	2-1	
5/15/93	L	10-0 (6)	
3/18/94	L	4-0	
3/18/94	L	4-2	
4/23/94	L	5-0	
4/23/94	L	6-1	
3/18/95	L	10-0 (5)	
3/18/95	L	4-3	
4/21/95	L	11-2	
4/21/95	L	7-4	
4/12/96	L	8-1	
4/12/96	L	4-0	
4/27/96	L	7-0	
4/27/96	L	4-1	
3/29/97	L	1-0	
3/29/97	L	4-0	
4/17/97	L	3-0	
4/19/97	W	3-1	
4/5/98	L	9-0	
4/5/98	L	5-3	
4/25/98	L	2-1	
4/25/98	L	3-2	
3/26/99	L	6-1	
3/27/99	L	5-1	
3/27/99	L	4-1	
2/18/01	L	4-0	
2/16/03	L	10-0	
2/10/07	L	8-1	No. 21
3/21/10	L	8-2	
5/3/13	L	3-0	
5/4/13	L	2-1	
5/5/13	L	4-0	
4/4/14	W	11-9 (8)	
4/5/14	L	9-0	
4/6/14	L	20-0 (5)	
4/7/15	L	7-1	
4/8/15	L	4-0	
4/8/15	L	4-1	
4/8/16	L	11-5	No. 23
4/9/16	L	6-2	
4/9/16	L	11-1 (5)	No. 23
5/5/17	L	5-0	
5/6/17	L	10-1 (5)	
5/7/17	L	3-1	
3/29/18	W	4-3	
3/30/18	L	14-4 (5)	
3/31/18	L	10-0 (5)	
4/26/19	L	9-1 (5)	
4/27/19	L	5-1	
4/28/19	L	4-0	
4/2/21	L	6-0	
4/2/21	L	9-1 (6)	
4/3/21	L	14-0 (5)	
4/14/22	L	7-6 (8)	
4/15/22	W	6-5	
4/16/22	W	4-1	
3/31/23	L	3-1	
4/1/23	L	1-0	
4/2/23	L	4-1	
5/2/24	W	4-3 (9)	
5/3/24	W	4-1	
5/4/24	L	13-4	

Series Notes

Last win5/3/24 (4-1)
 Last loss5/4/24 (13-4)

Last home win5/3/24 (4-1)
 Last home loss5/4/24 (13-4)
 Last road win5/15/93 (2-1)
 Last road loss4/2/23 (4-1)
 Last season sweepNA
 Last season swept2023
 Last series win2024
 Last five games2-3
 Last 10 games4-6
 Last shutout winNA
 Last shutout loss4/1/23 (1-0)
 Longest win streak3 (4/4/93-5/15/93)
 Longest losing streak16 (5/15/93-4/17/97)

FURMAN

Series Record: 3-1

2/24/94	W	1-0
2/24/94	W	7-1
3/2/97	W	11-1
3/14/15	L	7-5

GEORGE WASHINGTON

Series Record: 0-2

2/23/18	L	8-3
2/25/18	L	5-2

GEORGETOWN

Series Record: 2-0

3/7/08	W	6-5
3/8/08	W	5-4

GEORGIA SOUTHERN

Series Record: 0-2

3/12/15	L	4-2 (9)
3/12/15	L	4-2

GEORGIA TECH

Series Record: 1-2

3/2/07	L	11-3 (6) No. 21
2/15/08	W	1-0
2/16/08	L	6-0

GLENDALE

Series Record: 2-0

4/10/78	W	1-0
3/29/79	W	11-3

GRAND CANYON

Series Record: 1-5

2/15/14	L	4-2
2/8/20	W	9-4
2/9/20	L	7-6
2/27/21	L	10-0 (6)
3/4/23	L	6-1
3/2/24	L	5-2

HAMPTON

Series Record: 1-1

2/15/13	W	11-3 (6)
2/16/13	L	7-2 (8)

HARVARD

Series Record: 2-1

3/3/01	W	9-0
3/26/04	W	10-4
3/27/04	L	8-0 (5)

HAWAII

Series Record: 8-17

3/12/91	W	2-1
3/13/91	L	4-1
3/13/91	L	1-0
3/28/92	L	4-3
2/25/93	W	3-2
3/20/93	L	2-1
3/26/97	L	10-7
3/26/97	L	10-2
4/30/97	W	12-4
4/30/97	L	14-0
4/11/98	L	3-0
4/11/98	L	4-1
4/12/98	L	6-0
4/12/98	L	4-2
3/23/99	L	9-6
3/24/99	W	3-2
3/24/99	W	7-5
5/13/99	L	3-2
2/17/06	W	7-3
2/16/18	L	5-1
2/20/19	L	2-1
2/22/19	L	3-2
2/23/19	W	3-2
3/7/24	L	3-1
3/8/24	W	5-4

HOUSTON

Series Record: 2-0

2/19/15	W	2-1
3/3/23	W	7-1

HOUSTON CHRISTIAN

Series Record: 0-1

2/17/24	L	3-1
---------	---	-----

HOWARD

Series Record: 1-0

3/10/18	W	17-1 (5)
---------	---	----------

IDAHO STATE

Series Record: 9-4

5/12/78	W	5-2
4/5/80	W	6-3
4/5/80	W	10-0
4/25/81	W	2-0
4/25/81	W	1-0
5/7/81	W	4-2
4/10/82	L	6-3 (10)
4/10/82	L	7-01
2/11/12	W	9-8
2/28/14	W	11-10
3/2/14	L	12-9 (6)
2/27/16	W	4-2
2/28/16	L	5-4

ILLINOIS

Series Record: 2-3

2/9/03	L	10-2
3/20/08	W	6-5
3/12/10	L	7-0
2/20/15	L	12-4 (6)
2/21/15	W	12-4

ILLINOIS STATE

Series Record: 3-1

5/22/81	W	1-0
3/25/88	L	5-4
3/20/93	W	1-0
3/21/93	W	2-1

ILLINOIS-CHICAGO

Series Record: 4-1

2/15/97	W	2-0
2/14/98	L	9-0
2/26/00	W	5-4
2/22/02	W	5-4
2/16/19	W	13-5 (6)

INCARNATE WORD

Series Record: 1-0

2/25/17	W	11-0
---------	---	------

INDIANA

Series Record: 4-2-1

3/26/82	L	8-0
3/14/85	W	1-0 (8)
3/16/86	W	4-1
3/17/89	W	4-2
2/1/02	T	2-2
2/2/02	L	5-4
2/14/15	W	9-8

INDIANA STATE

Series Record: 2-3

3/10/88	L	1-0
3/12/05	W	4-1
3/12/05	W	4-1
3/13/05	L	8-4
3/3/07	L	10-1 (5)

IOWA

Series Record: 4-4

3/19/81	L	1-0
3/14/86	L	1-0
3/12/87	W	4-3
3/10/88	L	5-2
2/23/90	W	3-2
2/23/90	W	5-1
3/27/92	L	1-0
3/26/93	W	3-1

IOWA STATE

Series Record: 7-10

3/4/81	W	3-1
3/4/81	L	1-0
3/5/81	W	4-0
3/5/81	L	2-0
3/18/82	L	2-1
3/16/84	W	4-1
3/18/90	L	1-0
4/27/91	W	2-0
3/20/98	L	6-0
3/21/98	W	8-0
2/17/01	L	2-0
3/14/03	L	2-1
3/7/09	W	3-1

3/7/09	W	12-4 (5)
3/8/09	L	18-5 (5)
3/8/09	L	7-5 (10)
2/27/16	L	6-0

IPFW

Series Record: 1-0

2/17/13	W	1-0 (8)
---------	---	---------

KANSAS

Series Record: 5-17

3/11/79	L	7-2
3/11/79	W	5-0
3/9/80	W	6-2
3/9/80	L	7-5
3/15/80	L	13-7
4/18/82	L	6-0
3/15/83	L	3-0
3/15/83	W	5-0
3/13/84	L	6-0
3/13/84	W	7-2
3/7/85	L	3-2
3/7/86	L	4-0
3/16/86	L	8-2
3/18/89	L	6-1
2/17/96	L	4-1
2/29/96	L	1-0
2/15/97	W	6-5
2/2/01	L	7-6
2/4/01	L	2-1
3/10/07	L	5-0
3/11/07	L	4-0
2/24/13	W	2-1

KANSAS STATE

Series Record: 0-1

3/18/83	L	4-3
---------	---	-----

KENT STATE

Series Record: 1-0

2/27/98	W	4-2
---------	---	-----

KENTUCKY

Series Record: 1-1

2/18/00	W	5-2
2/14/16	L	15-6(5) No. 18

LAMAR

Series Record: 2-0

2/18/22	W	2-1
2/19/22	W	6-4 (12)

LA SALLE

Series Record: 2-0

2/28/20	W	11-7
2/29/20	W	13-5 (5)

LIBERTY

Series Record: 2-2

3/18/05	W	4-2
3/20/05	W	10-2
3/7/20	L	7-2
3/8/20	L	11-3 (5)

LIPSCOMB

Series Record: 1-0

3/2/07	W	12-8
--------	---	------

LIU-BROOKLYN

Series Record: 0-1

2/21/14	L	4-2
---------	---	-----

LONG BEACH STATE

Series Record: 1-6

3/13/92	L	3-2 (10)
3/21/93	L	4-0
2/16/01	W	5-1
3/4/01	L	1-0
3/19/08	L	10-2 (5) No. 23
3/2/13	L	6-2
2/22/14	L	17-0 (6)

LOUISIANA

Series Record: 0-3

3/5/09	L	9-0 (5) No. 16
3/19/11	L	8-4 No. 19
2/11/24	L	10-2 (5) No. 21

LOUISIANA MONROE

Series Record: 1-1

2/8/03	W	2-1
2/9/03	L	8-2

LSU

Series Record: 0-3

2/21/14	L	4-2
2/10/23	L	11-3 (6) No. 25
2/11/23	L	11-3 (6) No. 25

LOUISIANA TECH

Series Record: 3-3

3/18/83	L	1-0
3/16/84	L	4-2
3/29/85	L	2-0
4/28/90	W	5-2
4/28/90	W	3-1
2/14/98	W	3-2

LOUISVILLE

Series Record: 1-0

3/16/01	W	6-1
---------	---	-----

LOYOLA MARYMOUNT

Series Record: 1-3

2/15/03	L	5-3
2/19/16	W	6-5
3/1/19	L	4-2
3/10/19	L	6-2

LOYOLA-CHICAGO

Series Record: 3-0

3/1/96	W	11-5
2/28/98	W	8-0
2/19/05	W	5-1

MAINE

Series Record: 1-0

3/12/22	W	10-2
---------	---	------

MANHATTAN

Series Record: 1-0

3/10/23 W 7-6 (9)

MARIST

Series Record: 3-0

3/13/15 W 9-2
2/16/24 W 13-3
2/18/24 W 10-7

MASSACHUSETTS

Series Record: 1-0

3/17/89 W 5-0

McNEESE

Series Record: 4-1

3/1/91 W 2-0
2/25/00 W 7-2
3/14/04 W 5-2
3/14/04 W 4-2
2/9/24 L 12-4 (6)

MEMPHIS

Series Record: 1-0

3/13/15 W 6-1

MERCER

Series Record: 1-0

3/28/98 W 8-3

MESA

Series Record: 2-1

3/24/79 L 3-2
3/10/83 W 9-0 (5)
3/8/84 W 3-2

METRO STATE

Series Record: 1-0

3/6/86 W 12-0 (5)

MICHIGAN

Series Record: 4-8

3/6/87 L 10-3
3/26/88 L 2-1
2/27/89 L 5-4 (10)
2/29/89 W 6-1
3/2/89 L 4-3 (9)
2/25/91 W 2-1
2/25/91 L 2-0
3/21/91 L 3-0
2/24/92 L 5-1
2/24/92 L 6-3
2/25/92 W 5-2
2/25/92 W 4-3

MICHIGAN STATE

Series Record: 3-2

3/24/78 L 3-2
3/24/78 W 4-3
3/10/94 L 5-0
3/10/94 W 16-1 (5)
2/23/01 W 13-7

MIDDLE TENNESSEE

Series Record: 2-0

3/27/98 W 10-2
2/16/08 W 7-5

MINNESOTA

Series Record: 12-6

3/28/80 W 4-3 (8)
4/19/80 W 2-0
3/11/83 W 2-1
3/9/84 W 2-0
3/8/86 W 1-0 (10)
3/7/87 L 3-0
3/1/90 W 3-0
2/23/94 W 4-3 (8)
2/23/94 W 10-0 (5)
2/23/95 L 9-1 (5)
2/23/95 W 6-5 (8)
2/29/96 W 6-5
2/27/97 L 4-2
3/3/00 W 3-2 (9)
3/5/00 W 9-5
3/17/00 L 1-0
3/14/03 L 5-0
2/25/24 L 10-1

MISSISSIPPI

Series Record: 5-2

3/3/00 W 6-2
3/4/00 W 8-0
2/1/01 W 4-3
2/1/01 W 4-0
2/1/02 L 10-9
2/7/04 W 1-0
2/15/09 L 6-3

MISSISSIPPI STATE

Series Record: 0-2

3/14/97 L 4-0
3/15/97 L 7-2

MISSOURI

Series Record: 2-8

3/21/80 L 3-2
3/20/81 L 10-3
3/16/85 W 1-0
3/14/87 L 7-2
3/10/89 L 5-3 (9)
3/23/91 L 5-1
2/24/02 L 4-0
2/23/08 W 6-4
3/12/10 L 2-0 No. 3
2/22/20 L 5-0 No. 18

MONTANA

Series Record: 1-1

2/24/18 L 4-2
3/1/24 W 3-2

MOREHEAD STATE

Series Record: 1-0

3/16/01 W 4-0

NEBRASKA

Series Record: 9-10

3/29/79 W 6-1
3/21/81 W 3-2
3/12/83 W 4-1
3/17/83 W 2-0
3/9/84 W 1-0
3/10/84 L 2-1 (8)
3/3/88 W 3-1
3/25/88 L 2-0
3/3/89 W 10-0 (5)
3/26/92 W 3-2
2/16/96 L 5-2
2/25/01 L 3-0
2/23/02 L 6-0
2/18/05 L 3-0
3/14/09 L 3-0
2/10/13 L 11-0 (5)
3/19/16 W 6-3 No. 23
2/25/23 L 15-0 (5)
2/26/23 L 1-0

NEVADA

Series Record: 9-26

2/14/04 L 6-5
3/13/11 L 12-5
4/19/13 L 9-6
4/20/13 L 6-4
4/21/13 L 10-1 (6)
3/28/14 L 13-5 (5)
3/29/14 L 8-0 (6)
3/30/14 L 3-1
4/2/15 W 4-3
4/3/15 W 6-5
4/4/15 L 7-4
4/1/16 L 5-1
4/2/16 L 4-0
4/3/16 W 3-2
4/7/17 L 10-2 (6)
4/8/17 L 8-2
4/9/17 W 9-6
3/24/18 L 16-8 (6)
3/24/18 W 7-6
3/25/18 L 21-7 (5)
3/29/19 L 7-1
3/30/19 L 11-6
3/31/19 L 21-1 (5)
4/10/21 W 12-4 (5)
4/10/21 L 8-7
4/11/21 L 7-0
4/22/22 L 7-3
4/23/22 L 6-5
4/24/22 W 6-3
4/28/23 W 4-3 (8)
4/29/23 W 6-3
4/30/23 L 13-8
3/28/24 L 5-4
3/28/24 L 8-2
3/29/24 L 10-0 (5)

Series Notes

Last win 4/29/23 (6-3)
Last loss 3/29/24 (10-0 /5)
Last home win 4/29/23 (6-3)
Last home loss 4/30/23 (13-8)
Last road win 4/24/22 (6-3)

Last road loss3/29/24 (10-0 /5)
 Last season sweep..... NA
 Last season swept..... 2024
 Last series win..... 2023
 Last five games 1-4
 Last 10 games..... 3-7
 Last shutout win..... NA
 Last shutout loss.....3/29/24 (10-0 /5)
 Longest win streak.....3 (4/24/22- 4/29/23)
 Longest losing streak.....8 (2/14/04-3/30/14)

NEW MEXICO HIGHLANDS

Series Record: 30-0

3/5/83 W 8-0 (5)
 3/5/83 W 6-4
 3/4/84 W 3-0
 3/4/84 W 8-1
 3/2/85 W 10-0 (6)
 3/2/85 W 4-0
 3/3/85 W 11-0 (5)
 3/3/85 W 14-0 (5)
 4/1/87 W 7-0
 4/1/87 W 8-1
 3/23/88 W 5-1
 3/23/88 W 12-0 (5)
 2/22/89 W 6-1
 2/22/89 W 2-1
 3/30/89 W 6-0
 3/3/89 W 10-0 (6)
 2/17/90 W 9-0
 2/17/90 W 11-0
 2/18/90 W 10-0
 2/18/90 W 7-0
 2/16/91 W 6-2
 2/16/91 W 6-0
 2/17/91 W 10-0 (6)
 2/17/91 W 10-0 (5)
 2/20/92 W 7-0 (5)
 2/20/92 W 3-0
 2/19/93 W 10-0 (6)
 2/19/93 W 5-0
 2/13/99 W 4-0
 2/14/99 W 1-0

2/28/82 L 4-0
 2/28/82 W 3-2
 3/5/82 W 7-5
 4/24/82 L 4-0
 4/24/82 L 7-0
 3/12/83 L 4-0
 5/1/83 W 1-0
 5/1/83 W 1-0
 5/6/83 W 4-0
 2/26/84 W 3-0
 2/26/84 W 1-0
 4/21/84 W 10-1
 4/21/84 W 5-0
 3/9/85 W 5-4
 4/27/85 W 12-1 (6)
 4/27/85 W 10-0 (5)
 2/22/86 W 2-1
 2/22/86 W 7-1
 2/23/86 W 1-0
 2/23/86 W 4-2
 5/3/86 L 2-1
 5/3/86 W 8-2
 5/10/86 L 3-2
 2/28/87 L 9-8
 2/28/87 L 5-3
 5/2/87 L 2-1
 5/2/87 L 4-1
 2/26/88 W 3-2
 4/23/88 W 7-1
 4/23/88 L 3-0
 4/29/88 L 2-0
 5/12/88 L 3-0
 2/26/89 W 2-1
 4/15/89 L 3-1 (8)
 4/15/89 W 11-0 (5)
 5/11/89 W 3-0
 3/190 L 1-0
 3/7/90 W 8-0
 3/7/90 W 3-1
 4/21/90 W 5-2 (5)
 4/21/90 L 2-0
 2/24/91 W 5-1
 2/24/91 W 5-2
 4/16/91 L 2-1
 4/16/91 W 2-1
 2/28/92 W 4-3
 2/28/92 W 6-2
 3/31/92 W 2-0
 3/31/92 W 5-4
 3/5/93 W 1-0
 3/7/93 W 5-1
 4/6/93 W 2-0
 4/6/93 W 6-0
 2/26/94 W 6-4
 2/26/94 L 4-3
 4/19/94 W 4-0
 4/19/94 W 2-1
 2/26/95 W 4-2
 2/26/95 W 8-3
 4/4/95 L 4-3
 4/4/95 L 5-4
 3/27/96 L 2-1
 3/27/96 W 2-1
 3/11/97 L 5-2

3/11/97 L 6-3
 3/13/98 L 3-2
 3/13/98 L 11-0
 4/20/99 L 2-0
 4/20/99 W 6-4
 2/9/00 W 6-3
 2/9/00 W 7-2
 2/26/00 L 5-4
 3/30/00 W 8-4
 3/30/00 W 4-1
 2/27/01 W 4-3
 2/27/01 W 9-0
 3/21/01 W 7-2
 3/21/01 W 2-1
 3/24/02 L 4-3
 3/24/02 L 9-1
 4/3/02 W 4-3
 4/3/02 W 9-7
 3/5/03 W 4-1
 3/5/03 W 6-0
 3/23/03 W 8-0
 3/26/03 W 6-0
 3/26/03 W 8-2
 2/28/04 W 6-0
 2/28/04 W 3-0
 3/20/04 W 2-0
 3/20/04 W 4-1
 2/18/05 L 3-1
 3/19/05 W 3-0
 3/25/05 W 2-0
 3/25/05 W 2-0
 3/29/05 L 4-1
 3/29/05 L 6-5
 2/21/06 W 3-1
 2/21/06 L 2-1
 2/24/06 L 4-3
 3/11/06 W 9-8
 3/11/06 W 8-0 (5)
 3/28/07 W 5-1
 3/28/07 W 10-3
 4/25/07 W 7-5
 4/25/07 L 3-1
 4/8/08 W 7-6
 4/22/08 W 9-1 (5)
 3/24/09 L 8-7
 4/28/09 L 13-8
 4/6/10 L 10-0
 4/20/10 L 12-3
 4/4/11 W 3-2
 4/19/11 L 6-0
 3/14/12 L 8-6
 4/10/12 L 9-1 (5)
 2/10/13 L 3-0
 2/19/13 W 10-9
 3/19/13 L 2-0
 3/19/14 W 4-3
 4/29/14 L 14-2 (5)
 3/24/15 L 12-6
 4/14/15 L 4-2
 3/8/16 L 11-3 (5)
 5/4/16 L 3-2 (8)
 3/15/17 L 8-0 (5)
 5/2/17 L 7-6
 3/21/18 L 12-7

NEW MEXICO STATE

Series Record: 88-74

3/23/78 L 6-3
 4/10/78 L 3-2
 4/15/78 L 8-0
 4/18/78 W 5-0
 4/19/78 W 6-5
 3/22/79 W 7-3
 3/29/79 L 2-1
 5/5/79 L 6-3
 5/5/79 L 2-0
 3/1/80 W 2-0
 3/1/80 W 4-3
 3/15/80 L 5-4 (9)
 3/7/81 W 3-2
 3/7/81 L 3-0
 4/11/81 W 2-1
 4/11/81 L 7-0
 5/8/81 W 1-0
 5/9/81 W 4-1
 2/27/82 L 9-3
 2/27/82 L 4-3

4/3/18	W	13-4 (6)
2/9/19	L	9-8
4/2/19	L	8-0 (6)
4/2/19	L	11-3 (5)
4/23/19	L	10-0 (5)
3/11/20	L	4-3
3/8/22	L	12-8
3/8/22	L	8-5
3/22/22	W	13-4
2/25/23	L	7-6
3/28/23	W	8-2
3/26/24	L	9-1 (5)
3/26/24	L	8-4
4/16/24	L	4-3

NICHOLLS

Series Record: 4-0

3/4/88	W	9-3
3/3/89	W	13-0 (5)
4/28/91	W	13-0 (5)
2/10/23	W	12-3 (5)

NORTH CAROLINA

Series Record: 4-0

3/15/89	W	3-0
3/15/89	W	8-1
3/18/90	W	1-0
3/25/98	W	8-5

NORTH DAKOTA

Series Record: 4-0

3/2/12	W	8-0 (6)
3/3/12	W	13-8
3/26/19	W	7-6
3/26/19	W	7-3

NORTH DAKOTA STATE

Series Record: 2-0

3/9/07	W	9-1 (5)
2/25/22	W	6-4

NORTH TEXAS

Series Record: 1-5

2/21/04	W	3-1
3/27/04	L	7-1
3/28/04	L	7-6
2/25/05	L	8-6
2/23/24	L	3-1
2/24	L	1-0 (8)

NORTHEAST LOUISIANA

Series Record: 3-2

3/31/85	W	15-0
3/6/86	W	2-1
3/10/88	L	5-0
3/5/94	L	5-4
2/13/98	W	8-2

NORTHERN ARIZONA

Series Record: 12-0

3/17/78	W	2-1
3/17/78	W	6-4
4/9/78	W	11-0
4/23/83	W	3-0

4/23/83	W	3-0
3/3/84	W	1-0
3/3/84	W	5-0
3/8/84	W	4-2
3/8/85	W	1-0
4/5/85	W	3-1
4/5/85	W	7-1
5/10/85	W	4-0

NORTHERN COLORADO

Series Record: 33-15

3/22/78	L	11-0
3/22/78	L	6-4
4/2/78	L	8-0
3/21/79	W	2-1
3/21/79	W	7-5
3/24/79	L	10-0
4/27/79	L	1-0
4/27/79	L	2-0
4/26/80	L	2-0
4/26/80	W	4-0
5/9/80	W	5-2
4/17/81	W	4-2
4/17/81	W	6-5
5/2/81	W	6-0
5/2/81	W	6-0
4/3/82	L	3-2
4/3/82	L	12-2 (5)
5/6/83	L	3-2
5/7/83	W	4-0
5/7/83	W	3-1
4/14/84	W	6-1
4/14/84	W	12-1
4/28/84	W	1-0
4/28/84	W	6-3
5/11/84	W	3-1
3/26/04	W	9-7
3/28/04	L	3-1
2/25/06	W	15-4
3/25/06	W	6-5
3/25/06	W	9-1 (6)
3/26/06	W	11-5
3/26/06	W	8-0 (5)
2/26/10	W	12-5
2/28/10	L	13-11
2/25/11	W	11-3 (6)
2/26/11	W	11-8
2/26/11	W	1-0 (8)
2/18/12	W	11-3
3/5/16	W	7-3
3/5/16	W	8-3
3/6/16	W	10-1 (5)
3/4/17	L	11-3 (5)
3/4/17	W	12-1 (5)
3/5/17	W	9-5
2/14/20	W	12-3 (5)
2/15/20	W	8-3
2/28/20	L	6-5
3/1/20	L	8-4

NORTHERN ILLINOIS

Series Record: 1-0

3/16/00	W	2-1
2/14/10	W	7-2

NORTHERN IOWA

Series Record: 1-1

3/12/87	W	4-0
3/11/88	L	2-1

NORTHWESTERN

Series Record: 2-7

3/24/83	L	6-0
3/22/84	L	5-0
3/23/84	L	3-1
3/6/92	L	2-1
3/7/92	L	4-2
3/4/94	L	9-4
2/27/99	W	9-5 (9)
2/11/12	W	13-5 (5)
2/7/14	L	10-0 (5)

NORTHWESTERN STATE

Series Record: 1-0

2/14/09	W	3-0
---------	---	-----

NOTRE DAME

Series Record: 1-2

3/14/97	L	3-2
3/16/02	W	5-4
3/18/11	L	5-0

OHIO

Series Record: 2-0

2/18/22	W	4-2
2/20/22	W	9-1 (5)

OHIO STATE

Series Record: 2-1

3/18/82	W	3-2 (9)
3/1/97	W	4-3
2/9/07	L	4-3

OKLAHOMA

Series Record: 5-15

3/12/79	W	6-0
3/12/79	L	1-0
3/10/80	W	1-0
3/10/80	W	7-2
3/21/81	L	8-0
5/20/81	L	1-0
3/10/84	W	1-0
3/23/84	L	3-2
3/16/85	W	3-0
3/13/87	L	5-2
4/11/87	L	7-5
4/11/87	L	10-1
4/12/87	L	2-0
2/15/98	L	9-0
2/18/00	L	10-2
3/12/04	L	4-3 No. 6
3/12/04	L	10-5 No. 6
2/9/13	L	11-1 (5) No. 2
2/26/21	L	8-0 (6) No. 2
2/27/21	L	33-4 (5) No. 2

OKLAHOMA CITY

Series Record: 4-1

3/10/83	W	5-1
---------	---	-----

3/7/85	W	7-0
3/9/85	W	3-0
3/13/86	W	3-2
3/6/87	L	7-0

OKLAHOMA STATE

Series Record: 7-26

3/16/79	W	5-3
3/13/80	W	6-0
3/13/81	L	4-3
3/19/81	W	1-0
5/23/81	L	5-2
4/17/82	L	9-5
4/15/83	L	6-2
3/10/84	L	3-1 (8)
3/14/85	L	5-2
3/27/87	L	8-0
3/11/88	L	3-1 (8)
4/30/88	L	4-0
3/2/89	L	18-1 (5)
3/6/92	L	1-0
2/26/93	L	8-0 (8)
2/27/93	L	3-1
2/15/97	L	6-2
2/22/97	W	9-1
2/22/03	L	6-1
2/22/04	L	1-0 (8)
2/29/08	W	5-4
3/1/08	W	3-2
3/2/08	W	7-4
3/1/09	L	8-0 (6)
2/13/10	L	2-1 (10)
3/22/13	L	11-0 (5)
3/22/13	L	6-1
3/14/14	L	6-3
3/14/14	L	5-0
2/10/18	L	13-1 (5)
3/6/21	L	7-2 No. 9
3/6/21	L	4-1 No. 9
2/24/23	L	12-1 (5) No. 4

OMAHA

Series Record: 0-1

3/7/21	L	7-2
--------	---	-----

OREGON

Series Record: 3-6

3/4/88	W	4-2
2/22/97	L	10-2
2/27/98	L	11-5
3/1/98	L	7-0
3/4/01	W	3-0
2/10/12	W	7-6 No. 11/16
3/13/13	L	10-0 (6) No. 9
3/13/13	L	4-0 No. 9
2/11/18	L	14-1 (5) No. 3

OREGON STATE

Series Record: 7-12

4/21/79	L	1-0
4/21/79	W	7-4
4/20/85	L	3-2
4/17/86	L	2-1
3/4/94	W	8-3

2/21/97	L	10-3
2/28/99	L	3-2
2/26/00	L	6-1
2/5/05	L	7-3
2/6/05	L	8-3
2/23/12	W	10-6
3/14/13	W	5-3 No. 23
3/14/13	L	5-4 No. 23
2/14/16	L	11-1 (5)
3/8/19	W	6-5
3/9/19	L	5-3
2/11/22	W	3-2
2/10/23	L	2-0 No. 19
2/11/23	W	8-0 (5) No. 19

PACIFIC

Series Record: 4-6

3/5/82	L	2-1
4/20/85	W	1-0
3/27/93	W	2-1
3/4/95	L	1-0
3/5/95	W	3-1
3/2/01	L	2-0
2/16/02	L	6-0
3/20/11	L	15-4 (5)
2/20/16	W	13-5 (5)
3/1/24	L	5-2

PENN STATE

Series Record: 4-1

2/19/99	W	6-0
2/21/99	W	9-1 (6)
2/26/99	W	1-0
2/19/00	L	9-7 (9)
2/25/00	W	3-2 (8)

PHOENIX

Series Record: 0-1

3/29/79	L	2-1
---------	---	-----

PIMA

Series Record: 4-0

3/17/78	W	8-7
3/24/79	W	4-0
3/10/83	W	1-0
3/9/85	W	8-0 (5)

PORTLAND STATE

Series Record: 5-1

2/13/99	W	6-2
2/13/99	W	7-0
2/14/99	W	8-1
2/14/99	W	11-4
3/2/01	W	1-0
2/8/14	L	10-0 (5)

PURDUE

Series Record: 1-3

3/17/01	W	2-1
2/17/06	L	7-1
3/17/10	L	12-4
2/19/12	L	10-6 (5)

RUTGERS

Series Record: 1-1

3/7/15	W	10-5
3/8/15	L	9-6

SACRAMENTO STATE

Series Record: 6-17

3/23/90	W	5-3
3/28/93	L	3-1 (8)
4/3/93	L	2-0
4/3/93	L	1-0
5/14/93	L	2-1
5/14/93	L	1-0
3/18/94	L	7-1
3/19/94	L	2-0
4/22/94	W	4-1
4/22/94	W	2-0
3/16/95	L	2-0
3/16/95	L	11-5
4/22/95	L	5-1
4/22/95	L	7-1
4/14/96	L	10-0
4/14/96	L	5-0
4/26/96	L	2-0
4/26/96	W	1-0
3/15/01	W	1-0
2/15/02	W	12-7
2/14/03	L	8-0 (6)
3/9/18	L	7-5 (8)
3/11/18	L	15-12 (5)

SAM HOUSTON

Series Record: 2-0

3/21/81	W	7-3
4/10/83	W	1-0 (11)

SAN DIEGO

Series Record: 3-1

3/1/13	W	2-1 (11)
2/7/15	W	6-4 (9)
2/12/16	W	2-1
2/22/20	L	6-5

SAN DIEGO STATE

Series Record: 36-85

4/18/85	L	2-1
4/20/91	L	1-0
4/20/91	L	5-4 (10)
5/9/91	W	1-0 (8)
3/5/92	W	2-1 (8)
3/27/92	W	2-0
4/4/92	W	1-0
4/4/92	W	4-2
5/7/92	W	2-0
3/13/93	W	8-0
3/13/93	W	6-0
5/2/93	W	2-1 (11)
5/2/93	W	2-0 (8)
4/29/94	W	5-3
4/29/94	L	5-4 (8)
3/25/95	L	7-6 (9)
4/1/95	L	2-1
4/1/95	W	7-5
4/28/95	L	2-0
4/28/95	L	1-0

3/16/96	L	4-0	
3/16/96	L	6-5	
4/19/96	L	8-5	
4/19/96	L	4-3	
3/8/97	L	5-0	
3/8/97	L	8-1	
4/26/97	L	5-1	
4/26/97	L	2-0	
3/3/98	L	4-1	
3/3/98	L	2-1	
3/11/98	L	4-0	
3/11/98	W	7-2	
5/1/99	L	5-3	
5/1/99	L	4-1	
5/2/99	W	2-1	
5/13/99	L	2-0	
4/14/00	L	5-2	
4/14/00	W	3-1	
5/6/00	W	12-1	
5/6/00	W	4-0	
4/13/01	L	5-4	
4/13/01	W	9-0	
5/6/01	L	1-0	
5/6/01	W	1-0	
5/11/01	L	4-3	
4/12/02	W	7-6	
4/12/02	L	10-4	
4/28/02	L	4-2	
4/28/02	L	2-0	
5/9/02	L	4-1	
3/28/03	L	1-0	
3/28/03	L	5-3	
5/4/03	W	2-1	
5/4/03	L	4-2	
5/9/03	L	4-3	
4/11/04	L	3-2	
4/11/04	L	8-2	
4/23/04	L	7-4	
4/23/04	L	10-3	
5/14/04	L	2-1	
4/3/05	W	2-1	
4/3/05	W	4-1	
5/6/05	L	3-0	
5/6/05	W	3-2	
5/13/05	W	3-2	
4/7/06	L	4-1	
4/7/06	L	6-5	
4/23/06	L	8-6	
4/23/06	L	21-5 (5)	
4/14/07	L	11-2 (6)	
4/15/07	W	6-4	
4/27/07	W	1-0	
4/27/07	W	4-0	
4/18/08	L	2-0	No. 22
4/18/08	L	6-4	No. 22
5/3/08	L	2-1	No. 19
5/4/08	L	1-0	No. 19
4/11/09	L	6-0	
4/12/09	W	3-1	
4/24/09	L	10-4	
4/9/10	L	7-2	
5/14/10	L	6-1	
5/15/10	L	7-6 (10)	
4/8/11	L	8-0 (5)	

5/13/11	L	6-3	
5/14/11	L	2-1	
4/20/12	L	8-3	
4/21/12	L	12-6	
4/22/12	L	7-0	
3/28/13	L	4-1	
3/29/13	L	5-0	
3/30/13	L	1-0	
3/21/14	L	11-9	
3/22/14	L	11-3	
3/23/14	W	8-6	
4/24/15	W	8-6	
4/25/15	L	5-4 (8)	
4/26/15	L	10-2 (6)	
5/6/16	L	23-4 (5)	
5/7/16	L	2-1	
5/8/16	W	3-2 (10)	
4/13/17	L	4-1	
4/14/17	L	10-2 (5)	
4/15/17	L	8-0 (6)	
5/4/18	W	5-2	
5/5/18	L	7-3	
5/6/18	W	4-1	
3/15/19	W	3-1	
3/16/19	L	9-8	
3/17/19	L	4-3	
5/1/21	L	3-0	
5/1/21	L	11-4	
5/2/21	L	1-0	
5/12/22	L	7-1	
5/13/22	L	12-3 (5)	
5/14/22	W	4-3	
4/21/23	L	4-1	
4/22/23	L	6-0	
4/23/23	L	5-2	
4/3/24	L	4-2	
4/3/24	L	12-8	

Series Notes

Last win	5/14/22 (4-3)
Last loss	4/3/24 (12-8)
Last home win	5/14/22 (4-3)
Last home loss	4/3/24 (12-8)
Last road win	3/15/19 (3-1)
Last road loss	4/23/23 (5-2)
Last season sweep	1993
Last season swept	2024
Last series win	2018
Last five games	0-5
Last 10 games	1-9
Last shutout win	4/27/07 (4-0)
Last shutout loss	4/22/23 (6-0)
Longest win streak	11 (5/9/91-4/29/94)
Longest losing streak	15 (4/24/09-3/22/14)

SAN FRANCISCO

Series Record: 0-2

4/18/85	L	3-0
4/17/86	L	7-3

SAN JOSÉ STATE

Series Record: 22-29

3/28/87	L	4-0
3/22/91	W	5-3
3/23/91	W	7-2
3/28/97	L	8-6
3/28/97	W	6-0
4/20/97	W	3-0

4/20/97	W	7-1
4/4/98	W	9-0
4/4/98	W	3-2
4/26/98	L	9-1
4/27/98	W	7-6
4/2/99	W	6-0
4/3/99	W	9-3
4/3/99	W	10-3
2/24/06	L	2-1
2/25/06	W	2-0
2/26/10	L	6-1
2/27/10	W	2-0
3/16/11	L	3-1
3/16/11	W	10-0 (6)
2/8/13	L	9-0 (6)
4/11/14	W	9-4 (10)
4/12/14	L	10-1 (5)
4/13/14	L	5-0
5/7/15	L	12-9
5/8/15	W	14-0 (5)
5/9/15	L	8-0 (5)
5/12/16	L	4-1
5/13/16	L	9-0 (6)
5/14/16	L	5-3
4/28/17	L	7-6
4/30/17	L	10-1
4/30/17	L	7-1
4/27/18	L	3-1
4/28/18	L	2-1
4/29/18	L	3-1
5/3/19	L	10-4
5/4/19	L	11-0 (5)
5/5/19	L	10-0 (6)
5/8/21	L	13-5
5/8/21	W	10-2 (5)
5/9/21	W	5-4
3/18/22	W	2-1 (8)
3/19/22	L	8-0 (6)
3/20/22	L	4-3 (11)
3/24/23	L	12-10
3/25/23	W	8-0 (6)
3/26/23	W	8-6
3/15/24	W	6-5 (8)
3/16/24	L	4-1
3/17/24	L	9-3

Series Notes

Last win	3/15/24 (6-5 / 8)
Last loss	3/17/24 (9-3)
Last home win	3/26/23 (8-6)
Last home loss	3/24/23 (12-10)
Last road win	3/15/24 (6-5 / 8)
Last road loss	3/17/24 (9-3)
Last season sweep	1999
Last season swept	2019
Last series win	2023
Last five games	3-2
Last 10 games	5-5
Last shutout win	3/25/23 (8-0 / 6)
Last shutout loss	3/19/22 (8-0 / 6)
Longest win streak	5 (3/28/97-4/4/98)
Longest losing streak	13 (5/9/15-5/5/19)

SANTA CLARA

Series Record: 9-3

3/27/87	L	3-1
3/25/88	L	2-0
3/24/90	W	5-4

3/22/91	W	10-0 (5)
3/14/01	W	4-2
3/14/01	W	8-1
3/10/17	W	10-2 (6)
3/11/17	W	7-3
3/12/17	W	6-1
3/4/22	W	7-6
3/5/22	W	3-0
2/18/23	L	7-2

SEATTLE

Series Record: 8-6

3/19/09	L	3-2
3/19/09	L	14-8
2/20/10	W	6-1
2/20/10	W	9-8
2/21/10	L	9-3
2/21/10	W	9-0
3/23/12	W	6-5
3/24/12	W	8-5
3/8/13	W	2-0
2/6/15	W	4-3
2/15/15	L	8-2
2/10/17	W	5-0
2/19/21	L	8-0 (6)
2/21/21	L	9-5

SOUTH ALABAMA

Series Record: 0-1

3/15/14	L	9-0 (5)	No. 14
---------	---	---------	--------

SOUTH CAROLINA

Series Record: 1-2

3/24/84	L	2-0
4/27/91	W	5-1
2/23/97	L	8-0

SOUTH DAKOTA

Series Record: 3-1

2/26/16	W	3-2
2/17/18	L	5-2
2/29/20	W	7-6 (8)
3/1/20	W	6-4

SOUTH DAKOTA STATE

Series Record: 2-0

3/18/06	W	10-1 (5)
3/18/06	W	5-3

SOUTH FLORIDA

Series Record: 3-7

3/28/85	L	2-1
4/24/87	W	7-2
4/29/88	W	7-1
5/1/88	L	7-3
3/16/90	L	6-2
3/27/98	L	2-0
3/29/98	L	4-1
3/18/99	W	2-0
3/18/99	L	1-0
2/17/19	L	2-1 (8)

SOUTHERN CALIFORNIA

Series Record: 1-0

4/17/86	W	8-0 (5)
---------	---	---------

SOUTHERN ILLINOIS

Series Record: 2-1

4/20/80	L	4-2
3/16/84	W	9-0
3/13/86	W	5-3

SOUTHERN MISSISSIPPI

Series Record: 0-2

2/24/01	L	5-1
2/24/01	L	6-0

SOUTHERN UTAH

Series Record: 28-3

5/11/78	W	19-5
4/5/91	W	9-6
4/5/91	W	6-3
5/9/91	W	6-4
4/11/92	W	2-1
4/11/92	W	8-2
2/27/93	W	9-1 (5)
4/16/93	W	1-0
4/16/93	W	3-2 (9)
5/8/93	W	2-1
5/8/93	W	6-0
3/3/94	W	7-5
4/1/94	W	2-1
4/1/94	W	7-2
5/14/94	W	7-2
5/14/94	W	8-5
4/7/95	W	6-3
4/7/95	L	8-4
5/7/95	W	1-0
5/7/95	W	6-4
3/23/96	W	6-4
4/5/96	L	11-6
4/5/96	W	11-1
5/4/96	W	8-6
5/4/96	W	5-1
3/1/97	W	13-5
2/26/98	W	12-8
2/20/21	W	11-3 (6)
2/21/21	L	4-1
2/12/22	W	8-0 (6)
3/11/22	W	5-3

SOUTHERN

Series Record: 1-0

2/22/13	W	6-4
---------	---	-----

SOUTHWEST COLLEGE

Series Record: 4-0

2/18/89	W	11-0
2/18/89	W	12-0
2/19/89	W	12-0
2/19/89	W	22-0 (5)

SOUTHWEST MISSOURI ST/ MISSOURI STATE

Series Record: 2-7

3/29/80	L	2-0
3/20/81	L	2-1
3/19/82	L	4-3

3/31/85	L	3-1
2/16/97	W	1-0
2/20/04	W	2-0
2/26/05	L	7-1
2/17/17	L	5-3
2/19/17	L	7-6

SOUTHWEST TEXAS

Series Record: 1-0

3/11/88	W	2-1
---------	---	-----

ST. MARY'S

Series Record: 5-0

3/14/97	W	5-1
2/11/17	W	4-3
2/9/18	W	4-1
3/9/18	W	5-2
3/10/18	W	3-2

STANFORD

Series Record: 3-3

3/31/85	W	3-0
2/16/01	L	1-0
2/11/06	L	3-2
2/13/16	W	8-4
2/7/20	L	7-6
2/8/20	W	2-0

STEPHEN F. AUSTIN

Series Record: 5-5

3/28/80	W	3-2
3/6/93	W	4-0
3/6/93	W	11-2 (5)
3/2/96	W	5-1
3/22/98	L	2-1
2/14/09	L	5-4
2/17/17	L	5-1
2/18/17	L	3-1
2/23/24	W	6-3
2/24/24	L	13-1 (5)

STETSON

Series Record: 2-0

3/17/99	W	2-0
3/17/99	W	3-0

STONY BROOK

Series Record: 1-0

3/11/17	W	13-12
---------	---	-------

SYRACUSE

Series Record: 3-2

3/16/00	W	6-0
2/15/04	W	4-3
2/6/09	W	5-4 (8)
2/7/09	L	12-6
2/8/09	L	9-8

TARLETON

Series Record: 1-0

2/27/22	W	8-0 (5)
---------	---	---------

TEMPLE

Series Record: 1-0

3/10/89	W	4-2
---------	---	-----

2/22/15 W 6-2

4/28/08 W 1-0
2/21/09 W 6-4
2/22/09 W 11-8
3/9/11 L 9-6 No. 19
3/9/11 L 5-3 No. 19
3/12/12 L 9-4
3/12/12 L 8-5
3/2/18 W 14-13 (10)
3/4/18 L 8-1
3/12/21 L 7-3
3/12/21 L 6-0
3/13/21 L 1-0
2/18/23 L 12-7
3/11/23 L 14-5 (5)
3/12/23 L 7-2
2/28/24 L 9-2
3/12/24 L 9-1 (5)
3/12/24 L 14-5 (5)

TENNESSEE TECH

Series Record: 2-0
2/20/00 W 4-1
3/19/00 W 4-0

TENNESSEE

Series Record: 0-1
3/1/19 L 15-1(5) No. 7

TENNESSEE STATE

Series Record: 1-1
2/16/14 L 6-4
2/9/24 W 7-6

TEXAS

Series Record: 0-9
3/15/02 L 9-1(6)
3/20/11 L 3-2 No. 12
3/30/12 L 2-1 (9) No. 6
3/31/12 L 7-3 No. 6
4/1/12 L 5-0 No. 6
3/8/20 L 7-0 No. 3
3/19/21 L 5-3 No. 10
3/20/21 L 12-0 (5) No. 10
3/20/21 L 8-1 No. 10

TEXAS A&M

Series Record: 6-17
3/25/82 L 1-0
4/8/83 L 3-0
4/16/83 L 4-0
4/16/83 W 2-0
3/15/84 L 2-0
3/29/85 L 5-0
4/13/85 W 3-2 (8)
4/13/85 L 5-2
4/14/85 L 5-4 (8)
4/14/85 L 5-0
3/14/87 L 5-0
4/25/87 L 3-0
4/25/87 L 9-4
4/26/91 W 4-0
4/26/91 L 1-0
3/19/93 L 6-1
2/19/99 W 6-1
3/4/00 W 4-1
3/5/00 L 3-1
2/14/04 L 6-0 No. 18
2/23/12 W 15-3 (6) No. 14
2/21/16 L 8-7 No. 23
2/18/17 L 10-1 (5)

TEXAS A&M - CC

Series Record: 6-2
3/16/01 W 6-2
3/24/01 W 11-1
3/25/01 W 4-0
3/1/03 W 7-0
3/5/05 L 7-6
2/23/13 L 6-5 (8)
2/20/15 W 6-2

TEXAS SOUTHERN

Series Record: 1-1
3/6/20 L 3-0
3/7/20 W 8-0 (6)

TEXAS STATE

Series Record: 3-6
3/28/08 L 4-3
3/29/08 L 5-0
3/28/09 L 9-8
3/28/09 L 4-1
3/29/09 L 8-4
2/14/10 W 8-0
2/12/12 W 5-3
2/24/17 L 1-0
2/26/17 W 3-2

TEXAS TECH

Series Record: 28-32
3/6/82 W 8-1
2/26/83 W 1-0
2/26/83 W 4-0
2/27/83 W 4-2
4/9/83 W 3-0
2/25/84 W 4-1
2/25/84 W 2-0
2/23/85 L 2-1
2/23/85 W 8-2
2/24/85 W 5-0
2/24/85 L 2-1
3/15/85 W 7-1
4/19/85 W 4-2
2/7/96 L 1-0
2/8/96 L 8-6
3/1/96 W 13-2
2/27/97 W 3-0
2/7/98 L 1-0
2/8/98 W 6-3
2/8/98 L 8-6
2/6/99 L 1-0
2/6/99 W 4-2
2/7/99 W 4-1
2/26/99 L 4-2
2/28/99 W 3-0
2/6/00 W 3-0
2/6/00 W 7-1
3/18/01 L 7-1
3/5/02 L 6-2
3/5/02 L 2-1
3/6/02 W 7-2
2/28/03 W 5-0
3/7/03 L 8-0
3/5/04 W 3-0
3/6/04 L 5-3
3/7/04 L 4-1
3/19/04 L 1-0
3/19/04 W 3-1
3/5/05 L 8-0
3/19/06 L 4-2
2/24/08 W 8-4
4/28/08 L 4-3

TEXAS WESLEYAN

Series Record: 1-0
3/20/81 W 7-1

TEXAS WOMEN'S UNIVERSITY

Series Record: 1-5
4/21/79 L 5-2
4/21/79 L 2-0
3/29/80 L 1-0
4/18/80 L 1-0
3/13/81 L 4-3
3/26/81 W 1-0

TOLEDO

Series Record: 2-1
3/5/87 L 3-0
3/2/91 W 4-2
3/2/24 W 5-1

TULSA

Series Record: 8-8
5/2/97 W 6-4
5/2/97 L 7-5
5/3/97 L 7-3
5/3/97 W 4-2
5/1/98 W 4-3
5/1/98 L 4-3
5/2/98 L 3-2
5/2/98 W 6-2
4/14/99 L 3-2
4/14/99 W 4-2
4/15/99 W 13-0
2/4/00 W 8-2
2/4/00 W 10-2
3/31/12 L 2-1
3/5/21 L 7-0
3/5/21 L 3-2

UC DAVIS

Series Record: 2-0
2/25/12 W 7-5
2/28/16 W 4-3

UCLA

Series Record: 1-10

4/15/84	L	3-0	
4/15/84	L	3-1	
3/27/87	L	3-0	
3/26/88	L	4-0	
3/7/91	L	7-0	
3/7/91	L	5-1	
3/27/92	L	6-0	
2/10/07	W	13-1(5)	No. 3
3/3/13	L	14-3 (5)	No. 10
2/23/14	L	13-0 (5)	No. 8
2/13/15	L	16-0 (5)	No. 12

UC RIVERSIDE

Series Record: 6-2

3/4/05	W	5-3
3/17/06	W	6-2
3/17/06	W	5-1
2/8/14	W	11-10
2/12/17	W	1-0
2/23/18	L	9-1
2/25/18	L	8-1
2/20/20	W	6-3

UC SANTA BARBARA

Series Record: 6-4

4/28/91	W	4-0
2/15/03	W	1-0
2/4/05	L	5-0
2/5/05	L	8-7
2/6/05	L	6-4
2/8/15	W	6-3
2/15/20	W	9-1 (5)
2/16/20	L	7-2
3/3/22	W	3-1
3/3/22	W	11-7

UMKC

Series Record: 1-0

3/21/03	W	6-1
---------	---	-----

UNLV

Series Record: 34-63

2/27/88	L	3-1
2/24/90	W	1-0
2/24/90	L	4-3
2/19/97	L	11-4
2/19/97	L	4-3
5/10/97	W	2-1
5/10/97	L	12-1
3/17/98	L	1-0
5/9/98	L	11-3
5/9/98	L	7-5
4/24/99	W	9-1
4/24/99	W	8-3
4/25/99	W	9-5
4/16/00	W	7-5
4/16/00	W	8-2
5/5/00	W	9-1
5/5/00	W	8-0
5/11/00	W	7-0
4/15/01	L	4-2
4/15/01	W	10-9
5/4/01	W	4-2
5/4/01	W	6-0

5/11/01	W	3-1
4/14/02	W	6-1
4/14/02	L	6-4
4/26/02	L	6-5
4/26/02	L	4-2
3/30/03	L	4-3
3/30/03	W	7-1
5/2/03	W	3-2
5/2/03	W	1-0
5/9/03	L	3-1
2/6/04	L	3-2
4/9/04	L	7-0
4/9/04	L	4-3
4/25/04	W	6-2
4/25/04	W	3-0
4/1/05	L	10-4
4/1/05	W	7-3
5/8/05	L	4-2
5/8/05	L	7-2
4/9/06	W	1-0
4/9/06	L	4-2
4/21/06	L	6-3 (8)
4/21/06	L	11-3 (5)
5/12/06	L	4-0
4/13/07	W	6-1(5)
4/28/07	W	5-4
4/29/07	L	7-5
4/29/07	L	8-6
4/19/08	L	14-5
4/20/08	L	5-3
5/2/08	L	6-3
5/2/08	L	5-3
4/10/09	L	8-7 (8)
4/25/09	L	12-1 (5)
4/26/09	L	8-4
4/10/10	L	8-3
4/11/10	L	12-11
5/13/10	L	3-1
4/9/11	L	3-1
4/10/11	W	2-1
5/12/11	L	2-1
5/4/12	L	8-4
5/5/12	W	13-7
5/6/12	L	7-6 (8)
4/12/13	L	8-0 (6)
4/13/13	W	10-0 (5)
4/14/13	L	1-0
4/17/14	W	11-10
4/18/14	L	10-2 (5)
4/19/14	L	12-9
3/27/15	L	6-5
3/28/15	W	6-3 (8)
3/29/15	W	2-1
4/22/16	L	13-12
4/23/16	L	7-6
4/24/16	L	7-3
3/24/17	W	3-2
3/25/17	L	4-2
3/26/17	W	5-4
3/16/18	W	5-2
3/17/18	L	6-0
3/18/18	L	9-1 (5)
5/9/19	L	2-1
5/10/19	L	8-0 (6)

5/11/19	L	2-0
4/17/21	L	5-0
4/17/21	W	1-0
4/18/21	L	4-2
4/29/22	L	11-1 (5)
4/30/22	L	16-6 (6)
5/1/22	L	5-0
5/5/23	L	6-5
5/6/23	L	10-9
3/22/24	L	7-5
3/23/24	W	2-1 (8)
3/23/24	L	8-2

Series Notes

Last win	3/23/24 (2-1 / 8)
Last loss	3/23/24 (8-2)
Last home win	3/23/24 (2-1 / 8)
Last home loss	3/23/24 (8-2)
Last road win	4/17/21 (1-0)
Last road loss	5/6/23 (10-9)
Last season sweep	2000
Last season swept	2023
Last series win	2017
Last five games	1-4
Last 10 games	2-8
Last shutout win	4/17/21 (1-0)
Last shutout loss	5/1/22 (5-0)
Longest win streak	8 (4/24/99-4/14/02)
Longest losing streak	13 (4/29/07-4/9/11)

USIU

Series Record: 0-1

3/25/83	L	1-0
---------	---	-----

UT ARLINGTON

Series Record: 9-8

3/20/80	L	5-2
3/25/82	L	2-1
3/26/82	L	3-1
3/16/86	W	1-0 (8)
2/27/88	L	4-3
2/28/88	W	6-0
2/25/89	W	3-2 (11)
2/26/89	W	3-0
2/25/90	W	10-1
2/25/90	W	6-1
2/25/93	W	3-0
2/27/93	W	8-0 (5)
3/2/96	W	7-3
2/8/03	L	8-0
2/20/04	L	2-1
2/12/10	L	3-2
2/10/17	L	5-1

UTSA

Series Record: 4-5

2/17/96	L	3-2
3/21/03	L	10-5
2/20/05	W	4-3
3/27/08	W	15-7 (6)
2/13/09	W	10-1 (5)
2/24/17	L	1-0
2/25/17	W	5-4
3/2/18	L	3-2
3/3/18	L	8-0 (5)

UTAH

Series Record: 39-77-1

4/1/78	W	7-2
--------	---	-----

4/6/79 L 3-2
 4/6/79 W 1-0
 4/11/80 L 9-4
 4/11/80 L 6-0
 5/10/80 W 2-0
 4/3/81 L 10-2
 4/3/81 W 1-0
 5/7/81 W 5-4
 4/30/82 L 7-0
 4/30/82 L 7-0
 4/9/83 W 4-1
 5/7/83 W 6-2
 4/6/84 W 3-0
 4/6/84 W 2-1
 5/12/84 L 4-1
 5/2/85 L 2-0
 5/2/85 L 4-2
 5/11/85 L 1-0
 4/12/86 L 7-5 (10)
 4/12/86 L 1-0
 4/17/87 L 7-0
 4/17/87 L 2-1 (8)
 5/13/88 L 5-2
 4/17/89 L 4-1
 4/21/89 W 3-2
 5/12/89 L 6-5
 4/7/90 W 2-1
 4/7/90 W 3-0
 5/10/90 W 7-0
 4/6/91 L 4-2
 4/6/91 W 4-2
 5/10/91 L 2-0
 3/7/92 L 4-2
 4/9/92 L 7-6 (10)
 4/9/92 W 2-0 (10)
 4/22/92 L 1-0
 5/10/92 L 1-0
 5/10/92 L 1-0
 3/4/93 L 1-0
 3/4/93 W 7-0
 4/17/93 L 2-0
 4/17/93 L 3-0
 5/9/93 W 1-0
 5/9/93 L 3-0
 4/3/94 L 3-0
 4/3/94 L 6-0
 5/13/94 W 4-3 (10)n
 5/13/94 L 8-1
 5/5/95 L 7-5
 5/5/95 L 14-5
 5/6/95 W 4-3 (8)
 5/6/95 L 17-7 (6)
 4/6/96 L 15-2
 4/6/96 L 14-0
 5/3/96 L 5-0
 5/3/96 L 9-3
 4/10/97 W 5-3
 4/10/97 L 3-0
 4/11/97 L 8-0
 4/11/97 L 4-1
 3/8/98 L 4-1
 3/8/98 L 6-4
 4/18/98 L 4-3
 4/18/98 L 5-2

4/9/00 W 7-3
 4/9/00 L 9-3
 4/28/00 L 7-2
 4/28/00 L 4-0
 4/13/00 L 4-3
 3/30/01 L 14-5
 3/30/01 T 5-5
 4/22/01 W 2-1
 4/22/01 L 9-1
 2/23/02 L 5-3
 4/5/02 W 7-6
 4/5/02 L 3-0
 5/3/02 W 8-6
 5/3/02 L 11-10
 4/13/03 L 7-3
 4/13/03 L 10-7
 4/27/03 W 7-3
 4/27/03 L 6-2
 5/8/03 W 5-0
 4/16/04 L 1-0
 4/16/04 W 7-6
 5/1/04 L 4-3
 5/1/04 L 7-2
 4/17/04 L 1-0
 4/17/05 L 3-0
 5/1/05 L 5-3
 5/1/05 W 3-2
 5/12/05 L 1-0
 4/16/06 W 5-2
 4/16/06 L 5-2
 4/28/06 W 7-3
 4/28/06 L 8-5
 5/11/06 L 9-1 (5)
 4/19/07 W 3-1
 4/19/07 W 6-5
 5/4/07 W 15-5 (5)
 5/5/07 L 8-0 (6)
 4/4/08 W 4-2
 4/5/08 L 4-3
 5/8/08 W 6-2
 5/8/08 W 9-1 (5)
 4/2/09 W 10-7
 5/8/09 L 5-2
 5/9/09 W 5-2
 4/16/10 L 10-2
 4/17/10 L 9-1
 4/29/10 W 10-6
 4/22/11 L 8-0 (5)
 4/23/11 L 5-2
 5/5/11 L 5-2
 3/4/12 L 6-1
 2/9/18 L 17-0 (5)

4/24/81 L 1-0
 4/9/82 L 10-2
 4/9/83 L 2-0
 4/13/84 W 2-1
 4/13/84 L 1-0
 5/11/84 L 6-2
 3/28/85 L 1-0 (10)
 5/1/85 W 3-0
 5/1/85 W 3-1
 5/4/85 L 5-3
 4/11/86 W 1-0
 4/11/86 L 4-2
 4/18/87 L 14-1
 4/18/87 L 7-1
 3/5/88 L 6-0
 4/15/88 W 2-1
 4/15/88 W 8-2
 4/22/89 W 7-1
 4/22/89 W 3-1
 4/6/90 L 7-2
 4/6/90 W 5-4
 2/18/01 W 5-4
 3/1/13 W 4-2
 4/25/14 L 12-11
 4/26/14 W 20-3 (5)
 4/27/14 W 6-4
 3/20/15 L 4-0
 3/21/15 W 8-7
 3/22/15 W 12-2 (6)
 3/14/16 L 7-4
 3/15/16 W 13-6
 3/16/16 W 4-0
 4/21/17 L 9-7
 4/22/17 W 9-5
 4/23/17 L 5-2
 4/20/18 L 1-0
 4/21/18 W 8-5
 4/22/18 L 5-1
 4/5/19 L 7-6
 4/6/19 W 6-3
 4/7/19 L 8-0 (5)
 5/14/21 W 9-4
 5/14/21 W 9-3
 5/15/21 L 5-4
 3/25/22 L 5-4
 3/26/22 L 4-2
 3/27/22 L 13-4 (6)
 3/17/23 L 5-4 (10)
 3/18/23 L 8-0 (5)
 3/19/23 W 15-13
 4/19/24 W 9-6
 4/20/24 W 3-2
 4/21/24 W 6-5

UTAH STATE

Series Record: 33-29

3/31/78 W 8-7
 4/7/79 W 2-0
 4/7/79 W 3-2
 4/4/80 L 3-0
 4/4/80 W 5-4
 5/10/80 W 3-2 (9)
 5/10/80 W 2-1 (8)
 4/18/81 W 2-1
 4/24/81 L 3-0

Series Notes

Last win4/21/24 (6-5)
 Last loss3/18/23 (8-0 /5)
 Last home win4/21/24 (6-5)
 Last home loss3/27/22 (13-4 / 6)
 Last road win3/19/23 (15-13)
 Last road loss3/18/23 (8-0 /5)
 Last season sweep.....2024
 Last season swept.....2022
 Last series win.....2021
 Last five games4-1
 Last 10 games.....4-6
 Last shutout win.....3/16/16 (4-0)
 Last shutout loss.....3/18/23 (8-0/5)

Longest win streak... 4 (2x, last: 3/19/23-4/21/24)
 Longest losing streak.....6 (5/15/21-3/18/23)

UTAH VALLEY

Series Record: 9-2

3/4/06	W	5-4
3/4/06	W	7-2
3/5/06	W	12-1 (5)
3/5/06	W	6-5 (10)
3/17/07	W	3-0
3/17/07	L	5-3
3/18/07	W	8-0 (5)
2/12/11	W	10-2
2/12/11	W	7-2
2/13/11	W	8-3
2/14/15	L	9-3

UTEP

Series Record: 19-15

2/29/04	W	5-0
2/29/04	W	10-1
3/18/04	W	3-1
3/18/04	W	7-2
2/18/06	L	17-7
2/26/06	W	10-7 (8)
2/28/10	L	7-5
4/27/10	L	12-2
4/27/10	L	7-3
3/29/11	W	10-4
3/29/11	L	10-3
5/1/12	L	10-7
5/2/12	L	11-8
5/2/12	W	14-7
4/24/13	W	6-5
4/24/13	W	4-2
3/11/14	L	7-6
3/11/14	W	9-6
3/3/15	W	7-5
3/3/15	W	7-4
3/15/16	W	8-2
3/15/16	W	7-6
3/8/17	W	7-6
3/8/17	L	7-4
3/3/18	L	8-0 (5)
4/16/18	L	7-0
2/8/19	W	15-6
4/9/19	L	7-1
2/24/22	W	5-4
3/1/23	L	2-1 (11)
3/1/23	W	8-4
2/14/24	L	4-3 (8)
2/14/24	L	4-2
3/19/24	W	6-1

VIRGINIA

Series Record: 4-2

3/24/90	L	8-5
3/24/95	L	7-6 (8)
3/23/96	W	8-2
3/24/96	W	4-0
3/19/99	W	2-0
2/21/03	W	11-2

WAGNER

Series Record: 1-0

3/4/22 W 5-2

WASHINGTON

Series Record: 1-10

2/23/01	W	3-2
2/23/08	L	3-2
3/21/09	L	14-3 (5) No. 3
3/21/09	L	4-3 (8) No. 3
3/22/09	L	9-2 No. 3
3/18/10	L	10-1 (5) No. 1
3/5/11	L	7-4 (9) No. 5
3/5/11	L	11-2 (6) No. 5
3/6/11	L	12-3 (6) No. 5
3/9/13	L	12-0 (5) No. 19
3/4/23	L	3-0 No. 11

WEBER STATE

Series Record: 5-10

3/31/78	L	9-7
4/5/79	L	2-1
4/5/79	L	4-0
4/12/80	L	1-0 (8)
4/12/80	L	1-0 (11)
5/8/80	L	1-0
4/4/81	W	2-0
4/4/81	L	5-2
5/1/82	L	7-0
5/1/82	L	7-0
4/8/83	W	6-2
2/27/10	W	8-1
3/23/12	W	13-5 (5)
3/25/12	W	12-1 (6)
2/7/20	L	4-1

WEST TEXAS

Series Record: 4-0

3/8/83	W	4-1
3/8/83	W	1-0
4/30/83	W	3-0
4/30/83	W	5-4

WESTERN CAROLINA

Series Record: 1-0

3/8/19	W	10-0 (5)
--------	---	----------

WESTERN ILLINOIS

Series Record: 1-1

3/11/89	L	10-2
3/16/03	W	7-0

WESTERN KENTUCKY

Series Record: 1-0

3/19/00	W	2-0
---------	---	-----

WESTERN MICHIGAN

Series Record: 6-4

5/23/80	L	1-0
3/6/86	W	2-1
3/7/87	L	2-1
3/5/92	W	5-3
3/3/94	W	5-2
3/24/95	L	4-3
2/21/03	L	6-4
2/13/04	W	8-0

2/10/12 W 5-4

2/11/17 W 4-2

WESTERN NEW MEXICO

Series Record: 6-1

4/5/88	W	9-0 (6)
4/5/88	W	8-0 (5)
2/7/99	W	5-0
2/7/99	W	7-0
4/15/03	W	4-2
4/16/03	W	4-0
4/16/03	L	6-4

WICHITA STATE

Series Record: 6-9

3/19/81	W	6-2
3/13/87	L	4-1
3/3/89	L	4-3
3/3/90	W	2-0
2/26/93	W	4-2
3/3/94	L	6-2
3/2/96	W	5-1
2/28/97	L	6-4
2/28/98	W	6-0
3/2/03	L	4-2 (8)
3/8/03	L	5-2
3/9/03	L	4-3
2/21/04	W	2-0
2/25/05	L	4-3
2/2/08	L	8-6

WISCONSIN

Series Record: 1-4

2/10/06	L	5-3
2/20/09	L	4-3
3/15/15	W	3-1
3/12/22	L	3-1
3/13/22	L	6-3

WRIGHT STATE

Series Record: 2-0

3/7/08	W	5-4
3/8/08	W	8-4

WYOMING

Series Record: 7-5

4/29/78	W	5-4
4/28/79	L	2-0
4/28/79	L	3-2
3/14/80	W	9-1
4/25/80	L	6-3
4/25/80	W	3-2
5/9/80	W	7-1
5/1/81	W	1-0
5/1/81	W	2-0
4/2/82	L	2-0
4/2/82	L	9-3
3/6/83	W	1-0 (16)

STATISTICAL HISTORY BY YEAR

HITTING

Year	G	AVG.	AB	R	H	2B	3B	HR	TB	RBI	BB	SLG%	OB%	SO	SB-ATT	FIELDING				
																PO	A	E	DP	FLD%
2024	54	.258	1355	182	350	44	9	28	496	160	106	.366	.325	217	37-44	1015	371	60	19	.959
2023	50	.299	1333	231	399	54	14	27	562	214	123	.422	.368	215	40-43	946	385	61	22	.956
2022	53	.271	1401	225	379	57	9	46	592	209	178	.423	.354	283	20-24	1045	390	74	14	.951
2021	46	.228	1104	140	252	53	6	30	407	129	108	.369	.312	279	30-37	836	357	71	19	.944
2020	26	.254	642	131	163	44	2	22	277	119	107	.431	.367	123	10-12	494	194	30	13	.958
2019	53	.231	1281	189	296	56	8	34	470	176	179	.367	.333	400	10-13	952	321	76	6	.944
2018	53	.244	1285	182	313	51	7	33	477	169	178	.371	.345	377	29-39	978	400	78	13	.946
2017	50	.292	1325	196	387	59	7	28	544	177	99	.411	.346	177	24-29	958	446	72	16	.951
2016	50	.287	1361	235	390	67	8	38	587	204	154	.431	.366	242	20-25	989	466	65	17	.957
2015	54	.299	1447	272	432	71	12	43	656	240	170	.453	.382	225	36-50	1087	460	78	24	.952
2014	52	.297	1345	234	400	59	12	32	579	211	129	.430	.367	216	32-44	957	447	60	23	.959
2013	56	.247	1427	166	352	35	9	21	468	147	115	.328	.313	347	53-70	1068	473	68	20	.958
2012	52	.311	1464	347	455	70	11	95	832	319	163	.568	.392	283	35-42	1004	462	72	14	.953
2011	45	.297	1201	217	357	67	13	40	570	197	104	.475	.357	219	26-41	857	422	53	15	.960
2010	48	.275	1235	191	340	56	14	23	493	171	118	.399	.342	274	87-110	930	452	66	21	.954
2009	48	.287	1281	207	368	79	4	23	524	189	141	.409	.367	240	55-78	936	493	67	27	.955
2008	51	.261	1247	221	325	56	7	37	506	191	183	.406	.362	260	81-111	981	433	77	24	.948
2007	45	.277	1092	212	303	46	7	34	465	188	173	.426	.392	247	72-94	846	339	48	8	.961
2006	54	.300	1423	260	427	77	8	38	634	244	115	.446	.361	233	11-14	1040	526	66	20	.960
2005	50	.233	1337	150	311	56	5	21	440	132	82	.329	.286	233	10-13	1058	537	66	19	.960
2004	65	.247	1700	197	420	68	7	34	604	166	134	.355	.312	304	25-32	1318	611	74	21	.963
2003	63	.259	1619	194	420	56	9	21	557	164	122	.344	.321	293	36-44	1265	551	83	19	.956
2002	47	.254	1230	170	313	44	3	27	444	154	119	.361	.330	192	46-56	1445	939	71	13	.951
2001	64	.275	1685	250	463	74	8	21	616	222	203	.366	.358	265	87-101	1290	676	88	31	.957
2000	56	.296	1512	265	448	89	0	46	675	238	156	.446	.369	230	62-80	1133	533	73	36	.958
1999	56	.297	1515	271	450	79	4	37	648	227	139	.428	-	169	79-98	1137	551	64	18	.963
1998	63	.266	1667	237	444	79	17	15	602	208	133	.361	.327	234	38-58	1253	604	89	23	.954
1997	57	.259	1475	192	382	65	12	13	510	164	138	.346	-	216	79-99	1119	475	101	9	.940
1996	50	.261	1346	171	351	64	9	9	460	127	75	.342	.302	222	69-79	996	424	79	14	.947
1995	48	.246	1234	143	303	49	4	13	399	130	87	.323	.297	207	43-54	931	506	73	16	.952
1994	49	.297	1262	209	375	53	4	20	496	169	93	.393	.346	179	49-61	964	467	74	18	.951
1993	54	.223	1344	156	300	47	6	14	401	123	120	.298	-	189	43-56	1110	530	67	13	.961
1992	51	.246	1243	133	306	37	5	8	377	92	102	.303	.311	166	70-92	1012	495	58	16	.963
1991	54	.255	1398	186	356	41	5	12	443	144	120	.317	.401	177	98-123	1105	528	75	27	.956
1990	50	.257	1302	180	335	46	9	15	444	137	132	.341	.385	157	116-131	1048	524	60	20	.963
1989	46	.299	1237	229	370	58	20	14	510	188	148	.413	.417	117	100-115	902	473	55	20	.962
1988	43	.260	1075	162	280	40	3	13	365	132	87	.340	-	123	39-50	864	429	67	10	.951
1987	41	.209	1009	93	211	36	5	4	269	64	96	.267	.342	130	18	-	-	-	-	-
1986	37	.254	949	136	241	29	12	6	312	104	83	.329	-	121	37	791	485	53	10	.960
1985	52	.264	1351	187	358	49	20	10	477	153	95	.353	.337	187	61-78	1142	441	65	22	.960
1984	42	.242	1107	127	268	36	11	7	347	103	108	.313	.339	211	57-70	922	401	57	11	.959
1983	51	.226	1255	140	285	30	16	8	371	104	115	.296	.343	200	53-70	1029	406	63	8	.958
1982	26	.224	678	55	152	13	11	3	196	45	53	.289	-	112	4-15	-	-	-	-	-
1981	53	.211	1420	126	301	28	7	3	352	98	149	.248	-	185	44	-	-	-	-	-
1980	50	.234	1286	164	279	23	22	5	361	143	124	.281	-	104	46	-	-	-	-	-

PITCHING

Year	G	W	L	SHO	IP	H	R	ER	ERA	SO	BB	WP	HBP	B/AVG.	AB
2023	50	19	31	4	315.1	421	302	240	5.33	228	155	16	50	.317	1330
2022	53	26	27	3	348.1	406	287	201	4.04	281	140	26	63	.281	1443
2021	46	10	36	1	278.2	440	314	260	6.53	100	147	11	52	.356	1236
2020	26	11	15	2	164.2	205	138	109	5.96	66	88	19	13	.308	800
2019	53	12	41	3	317.1	453	375	302	8.57	197	205	38	30	.325	1664
2018	53	14	39	0	326	493	372	299	8.25	141	205	23	34	.342	1727
2017	50	20	30	3	319.1	436	266	211	5.95	139	122	22	32	.322	1540
2016	50	23	27	1	329.2	479	274	227	6.20	138	105	20	53	.338	1623
2015	54	29	25	1	362.1	417	270	213	5.29	196	201	34	57	.284	1773
2014	52	16	36	0	319	506	407	349	9.85	196	271	31	57	.361	1770
2013	56	21	35	4	356	432	282	220	5.56	234	184	23	41	.293	1741
2012	52	27	25	3	334.2	480	310	261	7.02	147	195	15	34	.332	1716
2011	45	19	26	2	285.2	378	243	203	6.40	136	103	18	14	.316	1338
2010	48	11	37	3	310	463	335	271	7.87	129	109	12	24	.338	1534
2009	48	13	35	2	312	494	323	268	7.73	75	175	39	23	.367	1594
2008	51	25	26	2	327	400	235	192	5.28	210	91	17	29	.301	1496
2007	45	20	25	4	282	354	234	182	5.81	154	113	14	14	.306	1330
2006	54	23	31	4	346.2	446	308	261	6.78	210	214	24	15	.313	1707
2005	50	16	34	3	352.2	367	205	169	3.35	201	151	17	12	.268	1370
2004	65	30	35	12	439.1	417	231	187	2.98	339	149	30	22	.246	1694
2003	63	25	37	10	420.2	445	243	173	2.88	316	158	13	14	.267	1664
2002	47	18	28	2	313.0	449	234	185	5.32	147	66	-	41	.332	1353
2001	64	39	24	17	429.2	395	170	133	2.17	279	87	-	18	.242	1629
2000	56	38	18	9	376.1	363	170	136	2.53	223	66	-	-	.252	1447
1999	56	42	14	17	380	316	103	79	1.46	224	51	-	-	.225	1407
1998	63	23	40	7	417.2	454	255	202	3.39	197	113	-	15	.273	1834
1997	57	19	38	5	372.1	458	273	198	3.72	147	109	-	-	.294	1558
1996	50	18	32	2	332.2	414	233	181	3.81	116	151	-	-	.305	1357
1995	48	12	36	3	311	406	265	194	4.37	85	176	-	-	.321	1262
1994	49	26	23	4	321.1	383	172	115	2.51	121	72	-	-	.297	1290
1993	54	33	21	20	370.2	259	95	65	1.23	234	87	-	-	.197	1317
1992	51	30	21	-	346	280	109								

OFFENSIVE LEADERS BY YEAR

BATTING AVERAGE (min 25 AB)


2024	Rachael Hathoot	.382
2023	Rachael Hathoot	.396
2022	Andrea Howard	.403
2021	Andrea Howard	.336
2020	Cameryn O'Grady	.355
2019	Cameryn O'Grady	.348
2018	Chelsea Johnson	.342
2017	Jasmine Casados	.378
2016	Chelsea Johnson	.391
2015	Jasmine Casados	.386
2014	Willow Kalinen	.414
2013	Chelsea Anaya	.367
2012	Jessica Garica	.448
2011	Jessica Garcia	.418
2010	Danielle Castro	.410
2009	Samantha Hughes	.387
2008	Lindsey Elcess	.336
2007	Analise Rubalcava	.393
2006	Kristina Schmallen	.395
2005	Kristina Schmallen	.338
2004	Stephanie Kennedy	.321
2003	Ashley VanBoxmeer	.343
2002	Kelly Glass	.356
2001	Kelly Glass	.362
2000	Danielle Cassara	.365
1999	Danielle Cassara	.405
1998	Rachael Wennekamp	.347
1997	Jackie Van Hooydonk	.398
1996	Casey Coffman	.430
1995	Heather Medearis	.307
1994	Heather Medearis	.401
1993	Marnie Hill	.309
1992	Heather Medearis	.318
1991	Gloria Marcott	.345
1990	Kim Braatz	.326
1989	Beth Unterbrink	.346
1988	Liz Bogdanovic	.358

HITS

2024	Rachael Hathoot	66
2023	Peyton Robinson	60
2022	Andrea Howard	58
2021	Andrea Howard	42
2020	Cameryn O'Grady	27
2019	Cameryn O'Grady	49
2018	Chelsea Johnson	53
2017	Jasmine Casados	59
2016	Mariah Rimmer	67
2015	Mariah Rimmer	65
2014	Naomi Tellez	58
2013	Mariah Rimmer	63
2012	Jessica Garica	81
2011	Jessica Garcia	61
2010	Cristin Anderson	53
2009	Samantha Hughes	58
2008	Lindsey Elcess	47
	Katie Gilmore	47
	Sara Loeffelholz	47
2007	Analise Rubalcava	48
2006	Kristina Schmallen	62
	Cassie Chavez	62
2005	Ryanne Hodgins	55
2004	Stephanie Kennedy	60
2003	Kelly Glass	68
2002	Kelly Glass	53
2001	Kelly Glass	64
2000	Danielle Cassara	65
1999	Danielle Cassara	68
1998	Rachael Wennekamp	61
1997	Jackie Van Hooydonk	70
1996	Casey Coffman	68
1995	Casey Coffman	50
1994	Heather Medearis	61
1993	Dena Mullins	42
1992	Dena Mullins	45
1991	Gloria Marcott	48
1990	Kim Braatz	51
1989	Liz Bogdanovic	55
1988	Liz Bogdanovic	43

DOUBLES

2024	Ashley Archuleta	7
	Chloe Yeatts	7
2023	Rachael Hathoot	9
2022	Leslie Romero	10
2021	Cameryn O'Grady	11
2020	Cameryn O'Grady	15
2019	Cameryn O'Grady	16
2018	Cameryn O'Grady	12
2017	Jasmine Casados	14
2016	Mariah Rimmer	14
2015	Mariah Rimmer	13
2014	Naomi Tellez	11
2013	Mariah Rimmer	6
2012	Stefanie Carramusa	16
2011	Jessica Garci	15
2010	Jessica Lujan-Dresslar	9
2009	Samantha Hughes	17
2008	Katie Gilmore	13
2007	Lindsey Elcess	9
2006	Lindsey Elcess	16
2005	Cassie Chavez	12
2004	Ashley Shartzter	12
2003	Ashley VanBoxmeer	16
2002	Brooke Chaffee	11
2001	Marianna Fenelli	14
2000	Danielle Cassara	15
1999	Danielle Cassara	13
	Lainie Horne	13
1998	Suzanne Dow	13
1997	Jackie Van Hooydonk	17
1996	Casey Coffman	21
1995	Heather Medearis	10
1994	Stephanie Smith	11
1993	Dena Mullins	11
1992	Dena Mullins	8
1991	Kim Braatz	12
	Wendy Beeghly	12
1990	Raylene Mayer	10
1989	Karla Ismay	10
1988	Liz Bogdanovic	7



Cameryn O'Grady

TRIPLES

2024	Keyannah Chavez	5
2023	Rachael Hathoot	7
2022	Andrea Howard	3
2021	Cameryn O'Grady	2
	Andrea Howard	2
2020	Rachael Hathoot	2
2019	Bailey Klitzke	3
2018	Cameryn O'Grady	4
2017	Jade Gray	2
	Michala Erickson	2
2016	Mariah Rimmer	3
2016	Shelbie Franc	3
2015	Shelbie Franc	4

2014	Mariah Rimmer	5
2013	Kaitly Ingram	3
2012	Kerry Hodgins	3
	Chelsea Anaya	3
2011	Kaitly Ingram	3
2010	Cristin Anderson	3
2009	Shaunte Duarte	1
	Shenise Cox	1
	Katie Gilmore	1
	Jessica Garcia	1
2008	Kim Holyfield	2
2007	Ashley Allen	2
	Samantha Hughes	2
	Amy Ray	2
2006	Ryanne Hodgins	3
2005	Ryanne Hodgins	3
2004	Stephanie Kennedy	2
	Robyn Hutson	2
2003	Sabrina Sandberg	3
2002	Brooke Chaffee	1
	Cayley Warner	1
	Krystal Mejia	1
2001	Michelle Carter	3
2000	None	0
1999	Melissa Krolik	3
1998	Lainie Horne	7
1997	Jackie Van Hooydonk	8
1996	Suzanne Dow	3
1995	Heather Medearis	1
	Casey Coffman	1
	Michelle Cash	1
	Suzanne Dow	1
1994	Heather Medearis	2
1993	Casey Coffman	1
	Sandi Hinojos	1
	Dena Mullins	1
	Risa Ott	1
1992	Terri Bailey	4
1991	Gloria Marcott	2
1990	Kim Braatz	3
	Tracy Vun Kannon	3
1989	Liz Bogdanovic	5
1988	Kristen Nethery	1
	Angel LoGreco	1
	Amy Minick	1

HOME RUNS

2024	Chloe Yeatts	10
2023	Maddie Boldt	9
2022	Andrea Howard	18
2021	Andrea Howard	12
2020	Andrea Howard	7
2019	Lauren Wilmert	7
2018	Chelsea Johnson	10
2017	Chelsea Johnson	7
2016	Chelsea Johnson	11
2015	Lisa Rodrigues	8
	Michala Erickson	8
2014	Jasmine Casados	7
	Naomi Tellez	7
2013	Cassandra Kalapsa	7
2012	Jessica Garcia	24
2011	Jessica Garcia	13
2010	Cristin Anderson	7
2009	Samantha Hughes	8
2008	Lindsey Elcess	10
2007	Amy Ray	8
2006	Kristina Schmallen	12
2005	Lindsey Elcess	5
2004	Cassie Chavez	8
2003	Ashley VanBoxmeer	10
2002	Michelle Carter	7
	Cassie Chavez	7
2001	Kathy Moore	10
2000	Kathy Moore	12
1999	Danielle Cassara	13
1998	Kathy Moore	6
1997	Jackie Van Hooydonk	5
1996	Jackie Van Hooydonk	3
1995	Jackie Van Hooydonk	5

1994	Heather Medearis	9	2002	Michelle Carter	29
1993	Heather Medearis	4	2001	Krissy Keene	31
1992	Heather Medearis	2	2000	Danielle Cassara	51
	Dena Mullins	2	1999	Danielle Cassara	54
	Gloria Marcott	2	1998	Lainie Horne	35
1991	Kim Braatz	4	1997	Jackie Van Hooydonk	33
1990	Jody Lunz	4		Marnie Hill	33
1989	Karla Ismay	4	1996	Casey Coffman	31
1988	Liz Bogdanovic	3	1995	Heather Medearis	20
	Beth Unterbrink	3	1994	Heather Medearis	36
			1993	Heather Medearis	25
			1992	Heather Medearis	20
			1991	Gloria Marcott	21
			1990	Kim Braatz	27
			1989	Karla Ismay	30
			1988	Liz Bogdanovic	24

RUNS SCORED

2024	Rachael Hathoot	37
2023	Rachael Hathoot	38
2022	Andrea Howard	40
2021	Cameryn O'Grady	34
2020	Cameryn O'Grady	22
2019	Cameryn O'Grady	32
2018	Cameryn O'Grady	31
2017	Shelbie Franc	30
2016	Mariah Rimmer	43
2015	Brandi Heimburg	38
2014	Mariah Rimmer	30
2013	Mariah Rimmer	34
2012	Stefanie Carramusa	60
2011	Jessica Garcia	33
2010	Cristin Anderson	41
2009	Samantha Hughes	38
	Cristin Anderson	38
2008	Sara Loeffelholz	32
2007	Samantha Hughes	37
2006	Cassie Chavez	41
2005	Cassie Chavez	25
2004	Cassie Chavez	24
	Sabrina Sandberg	24
2003	Ashley VanBoxmeer	35
2002	Cassie Chavez	29
2001	Krissy Keene	31
2000	Marianna Fenelli	39
1999	Marianna Fenelli	45
1998	Marianna Fenelli	35
1997	Jackie Van Hooydonk	47
1996	Jackie Van Hooydonk	30
1995	Heather Medearis	24
1994	Heather Medearis	35
1993	Karen Matteson	20
1992	Terri Bailey	24
1991	Terri Bailey	27
1990	Wendy Beeghly	24
1989	Karla Ismay	34
1988	Liz Bogdanovic	23

RUNS BATTED IN

2024	Chloe Yeatts	34
2023	Rachael Hathoot	31
	Chloe Yeatts	31
2022	Andrea Howard	57
2021	Andrea Howard	33
2020	Andrea Howard	24
2019	Lauren Wilmert	35
2018	Chelsea Johnson	40
2017	Jasmine Casados	39
2016	Jasmine Casados	42
2015	Jasmine Casados	40
2014	Naomi Tellez	43
2013	Naomi Tellez	26
2012	Jessica Garcia	69
2011	Stefanie Carramusa	38
2010	Cristin Anderson	20
	Erin Brandow	20
	Stefanie Carramusa	20
2009	Katie Gilmore	36
2008	Gabriella Parra	38
2007	Analise Rubalcava	34
2006	Kristina Schmallen	52
2005	Ashley Shartzter	21
2004	Cassie Chavez	25
2003	Ashley VanBoxmeer	33

STOLEN BASES

2024	Ashley Archuleta	7
2023	Peyton Robinson	15
2022	Peyton Robinson	8
2021	Rachael Hathoot	9
2020	Briana Martinez	5
2019	Bailey Klitzke	2
	Monica Salas	2
	D'Andra DeFlora	2
2018	Sydney Townes	6
2017	D'Andra DeFlora	6
2016	Mariah Rimmer	12
2015	Mariah Rimmer	13
2014	Mariah Rimmer	13
2013	Mariah Rimmer	26
2012	Jessica Lujan-Dresslar	10
2011	Kaity Ingram	6
2010	Stefanie Carramusa	12
2009	Samantha Hughes	14
2008	Samantha Hughes	24
2007	Samantha Hughes	27
2006	Ryanne Hodgins	6
2005	Ryanne Hodgins	6
2004	Jennifer Sena	6
2003	Kelly Glass	15
2002	Kelly Glass	21
2001	Kelly Glass	26
2000	Kelly Glass	26
1999	Cayley Warner	39
1998	Rachael Wennekamp	8
	Marianna Fenelli	8
1997	Jackie Van Hooydonk	40
1996	Jackie Van Hooydonk	23
1995	Jackie Van Hooydonk	8
	Suzanne Dow	8
1994	Lynda Valdez	14
1993	Karen Matteson	8
	Heather Medearis	8
1992	Julie Garcia	29
1991	Tracy Vun Kannon	25
1990	Tracy Vun Kannon	28
1989	Liz Bogdanovic	15
	Julie Garcia	15
1988	Liz Bogdanovic	7



Rachael Hathoot



Peyton Robinson

COACHING HISTORY

Year	W	L	T	Coach
1978	17	16	0	Susan Craig
1979	20	24	0	Susan Craig
1980	23	22	0	Susan Craig
1981	29	19	0	Susan Craig
1982*	4	28	0	Susan Craig
1983	35	16	0	Susan Craig
1984	28	15	0	Susan Craig
1985	32	23	0	Susan Craig
1986	25	14	0	Susan Craig
1987	11	30	0	Susan Craig
1988	21	22	0	Susan Craig
1989	30	17	0	Susan Craig
1990	31	19	0	Susan Craig
1991	35	19	0	Susan Craig
1992	29	21	0	Susan Craig
1993	33	21	0	Susan Craig
1994	26	22	0	Susan Craig
1995	12	36	0	Susan Craig
1996	21	32	0	Susan Craig
1997	19	38	0	Susan Craig
1998	24	40	0	Susan Craig
1999	42	14	0	Susan Craig
2000	38	18	0	Susan Craig
2001	39	24	1	Susan Craig
2002	19	29	1	Susan Craig
2003	25	37	1	Kim Newbern
2004	30	35	0	Kim Newbern
2005	16	34	0	Kim Newbern
2006	23	31	0	Kim Newbern
2007	20	25	0	Ty Singleton
2008	25	26	0	Ty Singleton
2009	13	35	0	Ty Singleton
2010	11	37	0	Ty Singleton
2011	19	26	0	Erica Beach
2012	27	25	0	Erica Beach
2013	21	35	0	Erica Beach
2014	16	36	0	Erica Beach
2015	29	25	0	Erica Beach
2016	23	27	0	Erica Beach
2017	20	30	0	Erica Beach
2018	14	39	0	Paula Congleton
2019	12	41	0	Paula Congleton
2020	11	15	0	Paula Congleton
2021	10	36	0	Paula Congleton
2022	26	27	0	Paula Congleton
2023	19	31	0	Nicole Dickson
2024	16	38	0	Nicole Dickson

*Indicates first year affiliated with the NCAA

LOBO COACHING RECORDS

Coach	W	L	T	Win %
Susan Craig	643	579	2	.526
Kim Newbern	94	137	1	.407
Ty Singleton	69	123	0	.359
Erica Beach	155	204	0	.432
Paula Congleton	73	158	0	.316
Nicole Dickson	35	69	0	.337

ALL-TIME LOBO RECORD

Seasons	W	L	T	Win %
46	1,069	1,270	3	.457

LOBOS IN THE POSTSEASON

Coach	Year	Record	Assoc.
Susan Craig	1980	0-2	AIAW
Susan Craig	1981	1-2	AIAW
Susan Craig	1983	1-2	NCAA

AWARDS AND HONORS

ALL-AMERICANS

1986	Kathy Dyer	First Team (NSCA)
1990	Kim Braatz	Second Team (NSCA)
1989	Karla Ismay	Second Team (NSCA)
1990	Tracy Vun Kannon	Third Team (NSCA)
2012	Jessica Garcia	Third Team (NFCA)
2012	Jessica Garcia	Second Team (Easton Fastpitch)
2015	Mariah Rimmer	(National Strength & Conditioning Association)



Paula Congleton

ALL-REGION/DISTRICT

1981	Claire Miller	Second Team
1984	Allison Maney	Second Team
1984-85	Sue Kragseth	Second Team
1984,1987	Sue Inman	Second Team
1985	Meg Connors	Second Team
1985-86	Sheila Blonigan	First Team
1987-89	Liz Bogdanovic	First Team
1983	Tippy Borrego	First Team
1990	Terri Bailey	Second Team
1990	Wendy Beeghly	Second Team
1990	Kim Braatz	First Team
1990	Angel LoGreco	Second Team
1990	Jody Lunz	Second Team
1991	Gloria Marcott	Second Team
1991	Tracy Vun Kannon	Second Team
1994	Heather Medearis	Second Team
2002	Brooke Chaffee	First Team
1996	Casey Coffman	First Team
1985, 1987	Kathy Dyer	First Team
1981-83	Tammy Goff	First Team
1989	Karla Ismay	First Team
1985	Michelle Madrid	First Team
1992	Dena Mullins	First Team
1985	Diane Settle	First Team
1986-87, 1989	Beth Unterbrink	First Team
1990	Tracy Vun Kannon	First Team
2000	Krissy Keene	Second Team
2001	Amy Dumas	Second Team
2001	Kelly Glass	Second Team
2001	Kathy Moore	Second Team
2003	Ashley VanBoxmeer	Second Team
2005-06, 2008	Lindsey Elcess	Second Team
2006	Kristina Schmallen	Second Team
2011	Jessica Garcia	Second Team
2012	Jessica Garcia	First Team
2012	Stefanie Carramusa	Second Team
2016	Chelsea Johnson	Third Team
2016	Mariah Rimmer	Third Team

CONFERENCE HONORS

Dena Mullins	WAC Player of the Year (1992)
Heather Medearis	WAC Freshman of the Year (1992)
Susan Craig*	WAC Coach of the Year (1999)
Susan Craig/Ken Johnson	WAC Coach of the Year (1992)
* Co-Coach of the Year		

ALL-CONFERENCE

Chelsea Anaya (MW)	2012
Crisitn Anderson (MW)	2010
Ashley Archuleta (MW)	2022, 2023
Terry Bailey (WAC)	1991, 1992
Renee Bergeron (WAC)	1996
Sheila Blonigan (HCAC)	1986
Liz Bogdanovic (HCAC)	1988, 1989
Tippy Borrego	1980, 1981
Kim Braatz (WAC)	1991
Michelle Carter	2002
Michelle Cash (WAC)	1995
Danielle Cassara (WAC)	1997, 2000
Danielle Castro (MW)	2011
Stefanie Carramusa (MW)	2011, 2012
Brooke Chaffee	2002
Cassie Chavez (MW)	2002, 2006
Casey Coffman (WAC)	1993, 1995, 1996
Kathy Dyer (HCAC)	1986
Jessica Garcia (MW)	2012
Julie Garcia (WAC)	1991, 1992
Katie Gilmore (MW)	2008
Kelly Glass (MW)	2000-2003
Tammy Goff	1980, 1981
Rachael Hathoot (MW)	2023, 2024
Brandi Heimbürg (MW)	2014, 2015
Arlene Hernandez (HCAC)	1986
Marnie Hill (WAC)	1994, 1997
Lainie Horne (WAC)	1999
Andrea Howard (MW)	2018, 2020, 2022
Samantha Hughes (MW)	2009
Sue Inman (HCAC)	1986
Karla Ismay (HCAC)	1989
Chelsea Johnson (MW)	2016, 2017, 2018
Willow Kalinen (MW)	2014
Krissy Keene (MW)	2000
Stephanie Kennedy (MW)	2004
Angel LoGreco (HCAC)	1990
Jody Lunz (WAC)	1991
Gloria Marcott (WAC)	1991, 1992
Briana Martinez (MW)	2020
Raylene Mayer (HCAC)	1988
Heather Medearis (WAC)	1994, 1995
Claire Miller	1980
Kathy Moore (MW)	2000, 2001
Dena Mullins (WAC)	1992, 1993
Iraina Ogas (MW)	2003
Cameryn O'Grady (MW)	2019, 2020, 2021
Hayley Punter (MW)	2001
Mariah Rimmer (MW)	2015, 2016
Analise Rubalcava (MW)	2007, 2009
Kristina Schmallen (MW)	2005, 2006
Stephanie Smith (WAC)	1991, 1992, 1994
Naomi Tellez (MW)	2014
Beth Unterbrink (HCAC)	1988, 1989
Tracy Vun Kannon (HCAC)	1990
Jackie Van Hooydonk (WAC)	1997
Ashley VanBoxmeer (MW)	2003

ACADEMIC ALL-CONFERENCE

Chelsea Anaya	2011-12, 2014
Nicole Abeyta (WAC)	1997-99
Ashley Allen	2007-08
Cristin Anderson	2009
Ashley Archuleta	2022, 2023
Elizabeth Baylor	2023
Olivia Birkinshaw	2023

Jordyn Bledsoe	2010-12
Maddie Boldt	2023
Tiffany Bradley	2002-03
Erin Brandow	2008-10
Savannah Braun	2021
Brooke Breland	2016
Kali Brim	1999-00
Emmalyn Brinka	2023
Sydney Broderick	2018-22
Maggie Buckholz	2019
Jamar Bynum	2002-03
Kristy Byrge (WAC)	1997
Janae Cameron	2022
Heather Carter	2006
Michelle Carter	2000-01,01-02
Jasmine Casados	2014, 2016
Tiffani Chambers	1999-00,00-01,01-02
Keyannah Chavez	2023
Shenise Cox	2009-12
Kayce Danna	2006
Kaela DeBroeck	2010-12
D'Andra DeFlora	2016, 2018-19
Becky Dover	2004-07
Michala Erickson	2014, 2016, 2017
Marianna Fenelli	1999-00,00-01
Krissy Fortner	2016, 2017, 2018
Shelbie Franc	2014-16, 17
Jessica Garcia	2009, 2012
Julie Garcia (WAC)	1992
Lauren Garcia	2023
Samantha Gatson	2010
Katie Gilmore	2007-10
Juanita Gonzales	2001-02
Emma Guindon	2021-22
Jade Gray	2017
Sheryl Guillermo	2010, 2012
Ally Hakeem	2011-12, 2014
Karissa Haleman	2016
Kasey Halleen	2016-19
Talia Hannappel	2021
Daryn Haslam	2019
Rachael Hathoot	2020-21, 2023
Brandi Heimbürg	2014
Ora Hensley	2003-04
Mia Hignojos	2014
Kerry Hodgins	2009-12
Ryanne Hodgins	2003-07
Andrea Howard	2018-22
Samantha Hughes	2006-09
Kaity Ingram	2011
Chelsea Johnson	2016-17, 2018
Cassandra Kalapsa	2010-12
Willow Kalinen	2014
Krissy Keene	1999-00,00-01
Bailey Klitzke	2019, 2020
Kim Korsak	2002-03,03-04
Melissa Krolik (WAC)	1997-1999
Terri Laguna (WAC)	1992-93, 1995
Amber Linton	2022, 2023
Sara Loeffelholz	2007
Angelica Lujan	2018
Jessica Lujan-Dresslar	2009-12
Briana Martinez	2020-22
Jensen Main	2017
Callie McGarrigle	2017
Allison McMillan	1999-00
Tess McPherson	2016, 2017
Kelly Ninemire	2008
Cameryn O'Grady	2017-21
Samantha Oliver	2018
Gabriella Parra	2008
Ashley Perkins	2003-04,04-05
Caley Peterson	2004-05
Hayley Punter	2000-01,01-02
Grace Rana	2023
Amy Ray	2004-07
Mariah Rimmer	2016
Christina Rios	2004-05
Ashlyn Roberts	2021-22

Danielle Robertshaw (WAC).....	1997, 1999	Chelsea Anaya.....	2/24/13
Peyton Robinson.....	2021-23	Stefanie Carramusa.....	4/19/11, 2/28/12, 3/27/12
Lisa Rodrigues.....	2014, 16	Jasmine Casados.....	3/4/14, 3/11/14, 4/6/15
Tori Rogers.....	2007	Danielle Cassara.....	2/9/98, 3/2/98, 4/5/99, 4/10/00, 5/8/00
Leslie Romero.....	2023	Brooke Chaffee.....	4/19/00, 4/25/00
Analise Rubalcava.....	2007-09	Tiffani Chambers.....	2/7/01
Tanya Saavedra (WAC).....	1996	Cassie Chavez.....	3/21/06
Monica Salas.....	2018-19	Keyannah Chavez.....	3/28/23
Brianna Sanchez.....	2020	Casey Coffman.....	2/12/96
Diamond Sandoval.....	2021-22	Shenise Cox.....	2/21/12
Jen Sena.....	2003-04	Shaunte Duarte.....	2/24/09
Gavyn Shafer.....	2020	Lindsey Elcess.....	4/5/05, 4/3/07
Ashley Shartzler.....	2004-05	Marianna Fenelli.....	2/8/99
Samantha Simons.....	2021	Jessica Garcia.....	3/15/11, 2/14/12
Jordan Sjostrand.....	2012, 2014	Julie Garcia.....	4/14/92
Cheyenne Smith.....	2016, 17	Katie Gilmore.....	4/29/08, 3/2/10
Taylor Snow.....	2023	Rachael Hathoot.....	5/11/21
Lauren Soles.....	2016	Andrea Howard.....	5/18/21, 2/22/22
Kiana Spencer.....	2019	Chelsea Johnson.....	3/29/16, 4/19/16
Gabrielle Stacey.....	2014	Cassandra Kalapsa.....	4/9/13
Naomi Tellez.....	2014	Krissy Keene.....	3/27/01
Sydney Townes.....	2018-19	Stephanie Kennedy.....	2/16/04
Jenna Trim.....	2023	Sarah Maulorico.....	3/21/00
Reyan Tuck.....	2020-22	Kathy Moore.....	3/8/00
Alexis Vigil.....	2021	Iraina Ogas.....	3/2/04
Cayley Warner.....	2000-02	Cameryn O'Grady.....	3/3/20, 4/27/21
Aleyah Wilbon.....	2019	Janis Robinson.....	4/21/97
Lauren Wilmert.....	2017-21	Peyton Robinson.....	3/14/23
Chloe Yeatts.....	2023	Analise Rubalcava.....	3/14/06, 4/17/07
Liz Young.....	2004-06	Kristina Schmallen.....	3/28/06
Taryn Young.....	2020-22	Ashley VanBoxmeer.....	3/3/03

ACADEMIC ALL-AMERICAN

Tiffani Chambers.....	2002
Paula Congleton.....	1981
1980, 1982 (Honorable Mention)	
Cayley Warner.....	2002
Andrea Howard (CoSIDA).....	Second Team, 2019
.....	First Team, 2021
.....	First Team, 2022

ACADEMIC ALL-DISTRICT

Ryanne Hodgins.....	2005
Katie Gilmore.....	Second Team 2010
Cassandra Kalapsa.....	Second Team 2011
Rachael Hathoot.....	2023
Brandi Heimburg (CoSIDA).....	First Team 2015
Andrea Howard (CoSIDA).....	First Team, 2019
.....	First Team, 2021
.....	First Team, 2022
Amber Linton.....	2023
Peyton Robinson.....	2023

NFCA ALL-AMERICA SCHOLAR ATHLETES

Maddie Boldt.....	2023
Kaela DeBroeck.....	2011
Tiffani Chambers.....	2001
Marianna Fenelli.....	2001
Samantha Fohrman.....	2023
Madeline Greene.....	2011
Sheryl Guillermo.....	2011
Ally Hakeem.....	2011
Andrea Howard.....	2022
Kaity Ingram.....	2011
Cassandra Kalapsa.....	2011
Kristina Keene.....	2001
Amber Linton.....	2022, 2023
Jessica Lujan-Dresslar.....	2011
Grace Rana.....	2023
Peyton Robinson.....	2022, 2023
Jenna Trim.....	2023
Alexis Vigil.....	2022
Cayley Warner.....	2000, 2001

CONFERENCE PLAYERS OF THE WEEK

CONFERENCE PITCHERS OF THE WEEK

Danielle Cassara.....	2/9/99, 3/23/99, 2/8/00, 2/29/00, 3/21/00
Amy Dumas.....	3/20/01, 3/27/01, 3/3/03
Samantha Gatson.....	3/2/10
Katie Gregg.....	3/28/06, 4/11/06
Amber Linton.....	3/1/22, 3/14/23, 5/6/24
Tess McPherson.....	2/14/17
Kathy Moore.....	2/22/99, 2/15/00, 4/25/00
Kelly Ninemire.....	3/20/07, 3/11/08
Ashley Perkins.....	2/24/04, 3/2/04, 3/22/05
Caley Peterson.....	3/14/06
Hayley Punter.....	4/10/01
Carrie Sheehan.....	4/8/2012, 2/24/15
Lauren Soles.....	2/19/2013, 2/10/15

CONFERENCE FRESHMAN OF THE WEEK


Emma Bramson.....	2/2/22
Katherine Brunner.....	4/22/24
Keyannah Chavez.....	2/21/23, 3/28/23
McKenna Guest.....	3/25/24
DeNae Vasquez-Dickson.....	5/6/24



Cayley Warner



THE UNIVERSITY OF NEW MEXICO





❖ **2025 LOBO SOFTBALL FIELD** ❖



THE UNIVERSITY OF NEW MEXICO

Founded in 1889 as New Mexico's flagship institution, The University of New Mexico now occupies nearly 800 acres near old Route 66 in the heart of Albuquerque, a metropolitan area of more than 500,000 people. From the magnificent mesas to the west, past the banks of the historic Rio Grande to the Sandia Mountains to the east, Albuquerque is a blend of culture and cuisine, styles and stories, people, pursuits and panoramas. Offering a distinctive campus environment with a Pueblo Revival architectural theme, the campus buildings echo nearby Pueblo Indian villages. The nationally recognized campus arboretum and the popular duck pond offer an outstanding botanical experience in the midst of one of New Mexico's great public open spaces.

The People

As a Hispanic-Serving Institution, the University represents a cross-section of cultures and backgrounds. In fall of 2017, 25,015 students, attended main campus with another 7,609 students at branch campuses and education centers.

UNM boasts an outstanding faculty that includes a Nobel Laureate, two MacArthur Fellows, 35 Fulbright scholars and several members of national academies. Faculty publish in many professional journals including Scientific American, The New England Journal of Medicine and Nature. UNM professors have been quoted in Newsweek, Los Angeles Times, Business Week, People Magazine, Parade Magazine, U.S. News and World Report, and The New Yorker, among others. They have shared their expertise on CNN, the Today Show, Good Morning America, Nova National Geographic and other news shows.

UNM employs more than 20,000 people statewide, including employees of University Hospital. It has more than 159,000 active alumni, with Lobos in every state and more than 1,400 alumni outside the U.S. More than half of UNM's alumni choose to remain in New Mexico.

The Places

The University has branch campuses in Gallup, Los Alamos, Taos and Valencia County, plus UNM West, an extension campus in Rio Rancho. UNM offers bachelor and graduate degree completion programs throughout the state via Extended Learning and has education centers located at the four branch campus locations as well as in Santa Fe, Farmington, and at Kirtland Air Force Base. UNM's libraries, museums, galleries and performance spaces are a rich cultural resources for the state. Home to the Lobos and contenders in the Mountain West, UNM athletics draws fans from all over. Dreamstyle Arena is one of college basketball's most famous and recognizable buildings. In fact, The Pit was ranked 8th by USA Today as one of the best arenas to watch college basketball.



The Programs

UNM is a place where cutting-edge research and creative endeavors flourish. UNM research injects millions of dollars into New Mexico's economy, funds new advancements in healthcare, and augments teaching – giving students valuable hands-on training in state-of-the-art laboratories.

The Health Sciences Center is the state's largest integrated health care treatment, research and education organization. U.S. News and World Report's 2015 edition of "America's Best Graduate Schools" ranks the UNM



School of Medicine 40th in primary care and 83rd in research, while specific areas also rank again among the top 10 – rural medicine, second, and family medicine, ninth. Additionally, in health disciplines, UNM's nursing/midwifery program is ranked fifth. UNM School of Law is ranked 72th, while ranking ninth in clinical training. UNM College of Fine Arts is ranked 53rd, with its photography program ranked fifth in the nation. The engineering program is ranked 87th nationally, with electrical engineering coming in at 53rd, and Chemical Engineering ranking at 58th.

UNM is the only Hispanic-Serving Institution in the U.S. that is also classified a Carnegie Research University with Very High Activity. Recently, Hispanic Business Magazine ranked four University schools among the top 10. The list included: UNM School of Law, seventh; UNM Anderson School of Management, fourth; UNM School of Medicine, seventh; and the UNM School of Engineering, sixth.

Among the University's outstanding research units are the Center for Advanced Research Computing, Cancer Center, New Mexico Engineering Research Institute, Center for High Technology Materials, Design Planning Assistance Center, and the Mind Research Network.

UNM Traditions-The Lobo Nickname

A number of legends have arisen over the years as to how The University of New Mexico got "Lobo" as its official nickname. When the university began playing football in 1892, the team was simply referred to as "The University Boys" or "Varsities" to distinguish themselves from the prep school kids.

The student body, at least as early as 1917, began to seriously explore the possibilities for both a mascot and a new name for the student newspaper, which was then called simply the "U.N.M. Weekly." Several names for the paper were suggested, including The Rattler, the Sand Devil, the Ki-yo-te and the Cherry and Silver. However, there was no single name that struck a responsive chord among the students and when school opened in the Fall of 1920 the U.N.M. Weekly was still there.

On Sept. 22, 1920, sophomore George S. Bryan, editor of the U.N.M. Weekly and student manager of the football team, was present at a Student Council meeting for the purpose of suggesting that the University teams be given a mascot name as at that time many universities had mascot names for their teams. Bryan suggested Lobo, the Spanish word for wolf, as the nickname. The name was enthusiastically received. The Oct. 1 issue of the student paper said, "The Lobo is respected for his cunning, feared for his prowess, and is the leader of the pack. It is the ideal name for the

Varsity boys who go forth to battle for the glory of the school. All together now; fifteen rahs for the LOBOS.”

From that beginning, the Lobo nickname has remained with The University of New Mexico for over almost 100 years.



UNM Traditions - The Lobo Mascot

After “Lobo” was adopted as the school’s nickname in 1920, it was not long thereafter that a real Lobo became the mascot.

Bruno Dieckmann, class of 1902, and by 1920 a successful Albuquerque insurance and real estate agent, acquired the first Lobo for the University at his own expense. At the time he was treasurer of the Athletic Association and “one of the most admired men in town.”

Elsie Ruth Chant, class of 1923, recalled, “All of the girls on campus wanted to be seen with him. He was an accomplished concert violinist as well as being a successful businessman, and he was rich. He drove a Stutz Bearcat convertible around town and all of the girls would compete to get rides with him. Sometimes he had five or six girls in the car, and when he finally got married, he left broken hearts all over campus. Anyway, he either caught it himself or he paid to have a wolf captured in the Mount Taylor area. The wolf was brought into the school and a student by the name of Bowman would take it on a leash to the football practice area.”

Apparently, a government trapper named Jim Young caught a wolf pup on the Floyd Lee Ranch near Mount Taylor in western part of the state. The cub became the responsibility of the cheerleaders and it appeared in harness at every football game. However, in the late 20s, a child teased the wolf and the child was bitten at one of the games. UNM officials were forced to dispose of the wolf, as one historian put it, “for fear other ill-bred brats might become tempted to play with the wolf and bring a damage suit.”

A live wolf was not a part of the scene for over 90 years, but recently, Zoerro the Wolf from the Wild Spirit Wolf Sanctuary has been at events for photo opportunities and to educate UNM fans on the wolves and to “educate the public about wolves, wolf-dogs, and other related species, our eco-system and how we all play a part in it, and the excellent, ethical care and treatment of all animals domestic and wild.” In the early 1960s a human mascot named “Lobo Louie” was created. A second mascot, “Lobo Lucy” was created in the early 1980s. Both are now members of the school’s cheerleading squad.

UNM Traditions - Cherry and Silver

The most common origin of New Mexico’s school colors dates back nearly 100 years. Apparently, the school colors in the early

1890s were black and gold. Ms. Harriet Jenness, a faculty member who taught drawing, d'elarte (drama), penmanship, and music, suggested a change in school colors because black and gold did not give a true feeling of New Mexico. She suggested the crimson evening glow of the majestic Sandia mountains to the east. The silver came from when students and faculty took picnics in the Sandias and noted the Rio Grande looked like a silver ribbon winding through the valley below. Her ideas were enthusiastically adopted by the faculty and staff. The crimson was later changed to cherry, the color of a Sandia sunset. Miss Jenness died in 1895, two years before the colors were adopted as “official.” From 1973-79, turquoise was integrated into the official school colors, at least, for the athletics teams. The football team wore turquoise jerseys at home during those years. Cherry and silver returned as the predominant colors in 1980, and teams will now wear turquoise as an alternate or throwback jersey.

UNM Traditions - The Alma Mater

The Alma Mater (in Latin means “Nourishing” or “Dear Mother”) was a source of contention at UNM in 1947. The original Alma Mater was set to the tune of “Annie Lyle,” which was an unpopular tune with the student body for a long period of time. The student body voted in a general election to change the Alma Mater and found Glee Club Director Craig Summers to oblige. Actually Mr. Summers and his father wrote the present Alma Mater three years before and called it “The New Mexico Hymn.”

New Mexico, New Mexico
We sing to honor thee.
This golden haze of college days
Will live in memory.
This praise we sing will ever ring
With truth and loyalty New Mexico, your fame we know
Will last eternally.

UNM Traditions - The Fight Song

The UNM fight Song was written in 1930. The music to the Fight Song was written by Dean Lena Clauve, who served the University for 32 years as a professor of music education and as the Dean of Women. Dr. George St. Clair, professor in the English Department, wrote the lyrics.

Hail to thee, New Mexico,
Thy loyal sons are we. Marching down the field we go,
Fighting for thee.
RAH! RAH! RAH!
Now we pledge our faith to thee,
Never shall we fail.
Fighting ever, yielding never.
HAIL! HAIL! HAIL!



CENTER FOR STUDENT-ATHLETE SUCCESS



MISSION

The Lobo Center for Student-Athlete Success, in conjunction with the University of New Mexico, provides support services for prospective, current, as well as former student-athletes in an effort to increase academic and personal success. Student-athletes are encouraged to develop personal responsibility, intelligent decision making, and leadership skills through the provision of educational experiences both inside and outside of the classroom. The Lobo Center also celebrates the academic and civic achievements by our student-athletes.

SERVICES OFFERED

Study Hall

The study halls are sport specific and designed to accommodate each athletic team in a structured and professional academic setting. The atmosphere is intended to foster an environment that is conducive to learning and group facilitation.

Each team study hall is staffed and monitored by at least one study hall monitor. The study hall monitors are proficient in a myriad of subjects and provide assistance to the student-athletes when needed.

Athletic Computer Labs

The athletic computer lab is an academic aid to student-athletes, and its primary purpose is to facilitate the scholastic pursuits of student athletes at the University of New Mexico.

Laptop Computers

Laptop computers are available to all student-athletes on a first



come, first serve basis. The laptops are for student-athletes to use when they are on the road traveling for competition.

Learning Strategist

The Center also has an in-house Learning Strategist devoted to providing support to student-athletes who have been diagnosed with a learning disability as well as those who need additional instruction in specific content areas and general study skills. The Learning Strategist also provides workshops that address study skills and time management. Individual appointments can be made as needed as well as class specific reviews can be coordinated.

Books on Loan

A benefit of being a student-athlete on scholarship is an in-house bookroom where student-athletes can get their textbooks for their classes. Our bookroom administrator can look up student's class schedules to determine the necessary textbooks, which eliminates the time-consuming tasks of going to the bookstore to research the books for each class and then standing in long lines to purchase them!



Academic Monitoring

Student-athlete progress is monitored by the Student Support Staff, housed in the Lobo Center. Three times a semester instructors will provide feedback on student-athletes academic progress. Progress forms are sent at the 4th, 8th, and 12th week during the academic semester. The information provided in these forms are forwarded to coaches and used to help student-athletes with their academic progression.

Academic Advisement

Each student-athlete at UNM is required to meet with their athletic academic advisor at least once a semester for class registration advisement. Once a major is declared, the student athlete is required to meet their assigned major advisor at least once per semester and then return a completed pre-enrollment form to their assigned athletic advisor. An athletic academic advisor is always available to answer any and all questions.

University 101

University 101 is a three (3) credit hour course that is designed to help freshmen student-athletes successfully transition into life and learning at the university. This course provides freshman student-athletes with a special orientation to the university community, the UNM athletics program, and the NCAA rules and regulations. Although the course does not fulfill core curriculum requirements, it is applicable towards elective credit. Furthermore, it is required for all incoming freshmen scholarship student-athletes.