



6-TIME NCAA REGIONAL QUALIFIER - 95 MLB DRAFT PICKS - 28 ALL-AMERICANS

NEW MEXICO BASEBALL

2025 GAME NOTES

@UNMLOBOBASEBALL

GAMES 1-3: MLB DESERT INVITATIONAL



NEW MEXICO LOBOS

Head Coach: Tod Brown, 4th season (75-82 UNM) [415-430 (.490) overall]
2024 Home: 18-10 | Away: 7-10 | Neutral: 2-4 | Final RPI: #202
UNM All-Time Series: vs. AP (0-0) | vs. UCI (0-8-1) | vs. Seton (0-1)



VS. AUSTIN PEAY

FRIDAY, FEB. 14 | SLOAN PARK / MESA, ARIZ.
Head Coach: Roland Fanning, 3rd season (61-53, .535)
2024 Home: 20-7 | Away: 15-13 | Neutral: 0-1 | Final RPI: #177



VS. UC IRVINE

SATURDAY, FEB. 15 | SLOAN PARK / MESA, ARIZ.
Head Coach: Ben Orloff, 7th season (203-97, .677)
2024 Home: 20-7 | Away: 20-6 | Neutral: 5-1 | Final RPI: #24



VS. SETON HALL

SUNDAY, FEB. 16 | SALT RIVER FIELDS / SCOTTSDALE, ARIZ.
Head Coach: Rob Sheppard, 21st season (543-528-3, .507)
2024 Home: 9-17 | Away: 13-12 | Neutral: 2-1 | Final RPI: #202

LEADING OFF...

New Mexico Baseball opens the 2025 season with neutral-site action at the MLB Desert Invitational in Arizona this weekend, squaring off with Austin Peay (Feb. 14) and UC Irvine (Feb. 15) at Sloan Park in Mesa, Ariz. before facing Seton Hall at Salt River Fields in Scottsdale on Feb. 16.

It'll be the eighth season in a row in which the Lobos open the season in the Grand Canyon State but the first time in that span that they don't play in Surprise, Ariz. – this time around, they'll be participating in the MLB Desert Invitational for the first time.

UNM's season-opening matchup with Austin Peay on Friday will be the first meeting between the two teams all-time – the Lobos will then face UC Irvine on Saturday for the first time since 2008 and Seton Hall for the first time since 1999 on Sunday.

The Lobos improved their overall record for the second year in a row in 2024 en route to their first Mountain West Tournament berth since 2017, going 28-26 and 17-13 in Mountain West play. UNM wrapped up the season ranked among the nation's most productive offensive teams, posting the seventh-highest

team batting average (.319) in the nation while ranking among the Top 50 in team slugging (No. 31, .515), on-base percentage (No. 13, .421), doubles per game (No. 17, 2.24), triples per game (T-No.40, 0.30) and runs per game (No. 25, 8.4).

Heading into Head Coach Tod Brown's fourth year at the helm, the Lobos return four of their top six batters by average – including 2024 MW batting and on-base leader Khalil Walker and fellow All-MW outfielder Will Asby - as well as three starting pitchers that saw significant weekend action last season in Dayne Pengelly (11 GS, 50 IP), David Lopez (11 GS, 65.1 IP) and Daxton Purser (7 GS, 35 IP).

This season, with Washington State joining as an affiliate member for baseball, the Mountain West is an eight-team league for the first time since in conference's history. With the addition of the Cougars, the conference tournament will expand to six teams for the first time since 2016, when UNM last won the tournament to secure an automatic bid to the NCAA Tournament. This year's MW Baseball Championship will also be the first hosted at a

CONTINUED ON PAGE 2

2025 SCHEDULE

| DATE | OPPONENT | TIME(MT) |
|---------|------------------------------|----------------|
| 2/14 | VS. AUSTIN PEAY [^] | 5:30 P.M. |
| 2/15 | VS. UC IRVINE [^] | 12:30 P.M. |
| 2/16 | VS. SETON HALL [^] | 12:30 P.M. |
| 2/18 | ARIZONA | 2 P.M. |
| 2/21 | N. COLORADO | 2 P.M. |
| 2/22 | N. COLORADO (DH) | 12 P.M. |
| 2/23 | N. COLORADO | 12 P.M. |
| 2/25 | NEW MEXICO ST. | 6 P.M. |
| 2/28 | RHODE ISLAND | 2 P.M. |
| 3/1 | RHODE ISLAND (DH) | 12 P.M. |
| 3/2 | RHODE ISLAND | 12 P.M. |
| 3/7 | TARLETON | 5 P.M. |
| 3/8 | TARLETON (DH) | 12 P.M. |
| 3/9 | TARLETON | 11 A.M. |
| 3/14 | UNLV* | 6 P.M. |
| 3/15 | UNLV* | 2 P.M. |
| 3/16 | UNLV* | 12 P.M. |
| 3/18 | TEXAS TECH | 2 P.M. |
| 3/21 | NEVADA* | TBA |
| 3/22 | NEVADA* | TBA |
| 3/23 | NEVADA* | TBA |
| 3/25 | GRAND CANYON | 6 P.M. |
| 3/28 | AIR FORCE* | 6 P.M. |
| 3/29 | AIR FORCE* | 2 P.M. |
| 3/30 | AIR FORCE* | 12 P.M. |
| 4/1 | NEW MEXICO ST. | 6 P.M. |
| 4/4 | FRESNO ST.* | 7 P.M. |
| 4/5 | FRESNO ST.* | 4 P.M. |
| 4/6 | FRESNO ST.* | 2 P.M. |
| 4/8 | TEXAS TECH | 2 P.M. |
| 4/11 | WASHINGTON ST.* | 6 P.M. |
| 4/12 | WASHINGTON ST.* | 2 P.M. |
| 4/13 | WASHINGTON ST.* | 12 P.M. |
| 4/15 | NEW MEXICO ST. | 6 P.M. |
| 4/17 | UNLV* | TBA |
| 4/18 | UNLV* | TBA |
| 4/19 | UNLV* | TBA |
| 4/22 | NEW MEXICO ST. | 6 P.M. |
| 4/25 | SAN JOSE ST.* | 6 P.M. |
| 4/26 | SAN JOSE ST.* | 2 P.M. |
| 4/27 | SAN JOSE ST.* | 12 P.M. |
| 5/2 | SAN DIEGO ST.* | 7 P.M. |
| 5/3 | SAN DIEGO ST.* | 5 P.M. |
| 5/4 | SAN DIEGO ST.* | 1 P.M. |
| 5/9 | AIR FORCE* | 1 P.M. |
| 5/10 | AIR FORCE* | 1 P.M. |
| 5/11 | AIR FORCE* | 12 P.M. |
| 5/15 | FRESNO ST.* | 6 P.M. |
| 5/16 | FRESNO ST.* | 2 P.M. |
| 5/17 | FRESNO ST.* | 12 P.M. |
| 5/21-25 | MW TOURNAMENT | — |

[^] - MLB DESERT INVITATIONAL - FIRST TWO GAMES HOSTED AT SLOAN PARK (MESA, AZ), WITH THE THIRD AT SALT RIVER FIELDS (SCOTTSDALE, AZ).
* - MOUNTAIN WEST CONFERENCE GAME
HOME GAMES IN BOLD



1962 2010 2011
2012 2013 2016

REGIONAL APPEARANCES



1962 2000 2011
2011 2012 2013
2014 2016 2017

REGULAR SEASON CHAMPIONS
TOURNAMENT CHAMPIONS

UNIVERSITY OF NEW MEXICO

| | |
|-------------------|-------------------|
| Location | Albuquerque, N.M. |
| Founded | 1889 |
| Enrollment | 8,800 |
| Nickname | Lobos |
| Colors | Cherry and Silver |
| Affiliation | NCAA Division I |
| Conference | Mountain West |
| President | Garnett Stokes |
| Dir. of Athletics | Fernando Lovo |
| Faculty Rep. | Karen Gaudreault |
| Athletics Phone | (505) 925-5521 |
| Ticket Ops. | (505) 925-5627 |

BASEBALL STADIUM

| | |
|------------|---|
| Home Field | Santa Ana Star Field |
| Capacity | 1,000 |
| Dimensions | 338 (LF); 408 (LC); 420 (CF); 408 (RC) 338 (RF) |

LOBO BASEBALL HISTORY

| | |
|------------------------------|---|
| First Season | 1899 |
| Overall Record | 1961-1813-18 (.520) |
| Overall MW Record | 354-273-1 (.564) |
| Years in NCAA Postseason | 6 (1962, 2010, '11, '12, '13, '16) |
| Conference Titles | 7 (1962, 2000, '11, '12, '13, '14, '17) |
| Conference Tournament Titles | 3 (2011, '12, '16) |

COACHING STAFF

| | |
|----------------------------------|-------------------|
| Head Coach | Tod Brown |
| Years at UNM | 3rd season |
| Record at UNM | 75-82 (3 yr.) |
| Overall Record | 416-432 (17 yrs.) |
| Asst. Coach / Pitching | Michael Lopez |
| Years at UNM | 3rd season |
| Asst. Coach / Recruiting | Matt Risdon |
| Years at UNM | 2nd season |
| Asst. Coach (Hitting) | Justin Mitchell |
| Years at UNM | 1st season |
| Dir. of Ops / Player Development | Tyler McPeak |
| Years at UNM | 1st season |
| Athletic Trainer | Robert Rimorin |

2024 REVIEW

| | |
|------------------------------|-------------|
| Overall Record | 28-26 |
| MWC Record (Finish) | 17-13 (2nd) |
| Home Record | 18-10 |
| Away Record | 8-12 |
| Neutral Record | 2-4 |
| Starters Returning/Lost | 7/7 |
| Pitchers Returning/Lost | 10/8 |
| Letterwinners Returning/Lost | 23/15 |
| Newcomers | 17 |

THROUGH THE ORDER (PROJECTED LINEUP)

| NO. | PLAYER | YR/POS | BA | SLG | OBP | R | H | 2B | 3B | HR | RBI | BB/SO |
|-----|------------------|--------|------|------|------|----|----|----|----|----|-----|-------|
| 4 | Tye Wood | SR/OF | .327 | .484 | .495 | 44 | 50 | 7 | 4 | 3 | 32 | 39/36 |
| 9 | Josh McAlister | SR/INF | .278 | .485 | .360 | 19 | 27 | 3 | 1 | 5 | 18 | 12/29 |
| 12 | Will Asby | SR/OF | .340 | .617 | .427 | 59 | 70 | 17 | 2 | 12 | 59 | 30/27 |
| 10 | Jordy Oriach | JR/OF | | | | | | | | | | |
| 47 | Ethan Ott | SR/DH | .337 | .566 | .440 | 18 | 28 | 7 | 0 | 4 | 23 | 12/24 |
| 14 | Akili Carris | JR/INF | .300 | .382 | .331 | 21 | 33 | 9 | 0 | 0 | 27 | 6/22 |
| 24 | Brodey Williams | FR/C | | | | | | | | | | |
| 3 | Karsen Waslefsky | JR/INF | | | | | | | | | | |
| 15 | Khalil Walker | SR/OF | .390 | .519 | .492 | 42 | 60 | 11 | 0 | 3 | 19 | 30/23 |

OTHER KEY HITTERS

| | | | | | | | | | | | | |
|----|---------------|---------|------|------|------|----|----|---|---|---|----|------|
| 2 | Cooper Brass | RFR/INF | | | | | | | | | | |
| 26 | Luke Mansy | SR/INF | | | | | | | | | | |
| 43 | Gene Trujillo | FR/DH | .318 | .659 | .415 | 13 | 14 | 3 | 0 | 4 | 13 | 7/15 |
| 48 | Andrew Neil | SR/UTL | | | | | | | | | | |

*Stats are for UNM returners only from 2024 season

neutral-site, set for May 21-25 in Mesa, Ariz. UNM's opening weekend in Arizona will be broadcast via MLB.TV and the MLB Network, with live stats, streaming options and more available via GoLobos.com/BSBGameDay. Follow @UNMLoboBaseball on IG, X and Facebook for comprehensive coverage, promotional updates, behind-the-scenes content and more.

ALL-TIME SERIES / THE FIELD

UNM is looking for its first win against all three of this weekend's opponents, with an 0-9-1 mark against the field. The Lobos are 0-8-1 all-time against UCI (Home: 0-3; Away: 0-3; Neutral: 0-2-1) and 0-1 against Seton Hall (Neutral: 0-1) – they will face Austin Peay for the first time in program history on Friday. Last season, UC Irvine advanced to the Corvallis Regional of the NCAA Tournament, where the Anteaters defeated Nicholls State (13-12) and Tulane (17-7) but fell twice to No. 1 seed Oregon State (3-5, 6-11) to come one win shy of advancing to Supers. The 'Eaters ranked No. 24 in the nation in the final RPI rankings.

Austin Peay was the nation's premier hitting team in 2024, leading the nation in batting average (0.359), home runs per game (2.61), on-base percentage (0.455) and slugging (0.661) while accumulating a 35-20 (20-10 ASUN) record on the season -- they fell twice to open the ASUN Tournament and end their season shy of a regional berth, ranking No. 154 in the final RPI rankings of the season. Seton Hall (Final RPI No. 177) went 24-30 on the season (7-14 in conference) to finish 7th in the Big East standings in 2024.

EARLY RETURNS

Walker & Asby Named Preseason All-MW; Lobo Baseball Tabbed Fourth in Coaches' Poll:

- Outfielders Khalil Walker and Will Asby were named to the All-Conference Preseason Team and New Mexico was one of three teams tied for fourth in the Mountain West Preseason Coaches' Poll released Monday ahead of the 2025 baseball season.

- Walker and Asby – who both were All-MW selections after their first season at UNM in 2024 – make UNM one of four teams with multiple preseason all-league selections along with Fresno State (four selections), Nevada (three selections) and San Diego State (two selections).

- With six first-place votes for a total of 43 points, 2024 MW Tournament Champions Fresno State are the favorites to win the conference again ahead of Nevada (35 points) in second and Washington State (1 first-place vote, 30 points) in third. With 27 points, the Lobos are tied for fourth alongside UNLV (1 first-place vote) and San Diego State, the third season in a row in which they've improved their preseason rank. Before the 2023 season, UNM was picked to finish seventh and ultimately finished fifth — before the 2024 season, they were voted fifth and closed out the regular season one game out of sharing a regular-season championship with Air Force.

Asby Named to D1Baseball.com's Top 100 Outfielders:

- Senior Will Asby clocked in at No. 91

CONTINUED ON PAGE 3

PRESEASON MWC COACHES' POLL

2025 Predicted Order of Finish

| RANK | SCHOOL (1st Place Votes) | POINTS |
|------|--------------------------|--------|
| 1. | Fresno State (6) | 43 |
| 2. | Nevada | 35 |
| 3. | Washington State (1) | 30 |
| 4. | UNLV (1) | 27 |
| 4. | New Mexico | 27 |
| 4. | San Diego State | 27 |
| 7. | Air Force | 19 |
| 8. | San José State | 16 |

PRESEASON ALL-MOUNTAIN WEST

| Name | Yr. | Pos. | Institution |
|----------------------|------------|-----------|-------------------|
| Chase Spencer | Sr. | OF/P | Air Force |
| Jack Anker | Jr. | P | Fresno State |
| Victor Arreola | Jr. | P | Fresno State |
| Murf Gray | Jr. | INF | Fresno State |
| Eddie Saldivar | Sr. | INF | Fresno State |
| Michael Ball | Sr. | INF | Nevada |
| Taylor Holder | Sr. | OF | Nevada |
| Ethan O'Neal | Sr. | P | Nevada |
| Will Asby | Gr. | OF | New Mexico |
| Khalil Walker | Jr. | OF | New Mexico |
| Finley Bates | So. | INF | San Diego State |
| Omar Serrano | Sr. | P | San Diego State |
| Paul Myro IV | Jr. | INF | UNLV |
| Max Hartman | Jr. | OF | Washington State |

2025 NUMERICAL ROSTER

| NO. | NAME | POS. | HT. | WT. | B/T | YR. | HOMETOWN (PREV. SCHOOL) |
|-----|----------------------|--------|------|-----|-----|------|--|
| 2 | Cooper Brass | INF | 5-10 | 170 | R/R | R-FR | Chandler, AZ (Hamilton HS) |
| 3 | Karsen Waslefsky | INF | 6-0 | 175 | R/R | JR | Gilbert, AZ (Casteel HS/South Mountain CC) |
| 4 | Tye Wood | OF | 5-11 | 185 | S/L | SR | Gardner, KS (Gardner Edgerton HS/Iowa Western) |
| 5 | Shane Miller | INF | 6-1 | 190 | L/R | FR | Gilbert, AZ (Higley HS) |
| 6 | Brian McBroom | RHP | 6-0 | 180 | R/R | SR | Oakley, CA (Freedom HS/Howard College) |
| 7 | Tommy White | RHP | 6-4 | 210 | R/R | JR | Albuquerque, NM (Cibola HS/Illinois/Pima CC) |
| 8 | Diego Alvarez | RHP | 5-10 | 185 | R/R | JR | Sahuarita, AZ (Sahuarita HS/Pima CC) |
| 9 | Josh McAlister | INF | 6-2 | 185 | R/R | SR | Homewood, IL (Flossmoor HS/Ohio St.) |
| 10 | Jordy Oriach | OF | 6-5 | 225 | L/L | JR | Haverhill, MA (Haverhill HS/Frank Phillips College) |
| 11 | Matt Cornelius | LHP | 6-0 | 185 | L/L | SR | Zuni, NM (St. Pius X/Pima CC/Arizona State) |
| 12 | Will Asby | OF | 5-11 | 200 | L/R | SR | Sacramento, CA (Jesuit HS/Sac. City Coll./San Fran.) |
| 13 | Matt Romero | LHP | 6-0 | 195 | L/L | SR | Albuquerque, NM (Sandia HS/New Mexico St.) |
| 14 | Akili Carris | INF | 6-2 | 185 | R/R | JR | Albuquerque, NM (La Cueva HS) |
| 15 | Khalil Walker | OF | 5-10 | 170 | L/L | SR | Mansfield, TX (Timberview HS/E. Arizona) |
| 16 | Grant Origer | RHP | 6-3 | 225 | R/R | FR | Parker, TX (Plano East HS) |
| 17 | Cristian Mogen | RHP | 6-0 | 180 | R/R | R-FR | Peoria, AZ (Centennial HS) |
| 18 | Beck Sullivan | RHP | 5-11 | 180 | R/R | FR | Waxahachie, TX (Waxahachie HS) |
| 19 | Justin Still | LHP | 6-3 | 215 | L/L | SR | Chandler, AZ (Perry HS) |
| 20 | Luke Banister | C | 5-10 | 200 | R/R | SR | Round Rock, TX (Hutto HS/Temple Coll./Cleveland Coll.) |
| 22 | Ben Baker-Livingston | RHP | 6-2 | 185 | R/R | R-JR | Richardson, TX (Plano East HS) |
| 23 | Ty Cunningham | RHP | 6-3 | 215 | R/R | JR | Iowa Park, TX (Iowa Park HS/Vernon College) |
| 24 | Brodey Williams | C | 6-0 | 210 | L/R | JR | Houston, TX (Barbers Hill HS/McLennan CC) |
| 25 | Luke Wiseman | RHP | 6-0 | 215 | R/R | R-JR | Wylie, TX (Wylie HS/Odessa College) |
| 26 | Luke Mansy | INF/OF | 5-10 | 180 | L/R | R-JR | San Diego, CA (St. Augustine HS/Santa Clara/Grossmont) |
| 27 | David Lopez | RHP | 6-1 | 220 | R/R | SR | Mission, TX (Sharyland Pioneer HS/Wharton County JC) |
| 28 | Charles Lavigne | RHP | 6-5 | 200 | L/R | FR | Blainville, Quebec (Ecole Saint-Gabriel HS) |
| 29 | Caleb Herd | C | 5-9 | 185 | R/R | JR | Vail, AZ (Cienega HS/Pima CC) |
| 31 | Dayne Pengelly | RHP | 6-2 | 195 | L/R | SR | Rio Rancho, NM (Cleveland HS/Embry-Riddle/Pima CC) |
| 32 | Sydney Ward | OF | 6-0 | 240 | R/R | JR | Albuquerque, NM (McKinney HS/Alamo College) |
| 33 | Daxton Purser | LHP | 6-1 | 225 | L/L | SR | Providence, UT (Ridgeline HS/Salt Lake CC) |
| 34 | Josh Barnhouse | RHP | 6-6 | 240 | R/R | SR | Prosper, TX (Prosper HS/Crowder College) |
| 35 | Presley Monteforte | LHP | 6-0 | 190 | R/L | JR | Centennial, CO (Arapahoe HS/Phoenix College) |
| 36 | Elias Fiddler | UTL | 6-0 | 175 | R/R | JR | Durango, CO (Durango HS/Utah) |
| 38 | Blake Lehmbeck | RHP | 6-1 | 195 | R/R | SO | Tucson, AZ (Canyon Del Oro HS) |
| 39 | Ryan Castillo | RHP | 6-2 | 180 | R/R | SO | Los Lunas, NM (Los Lunas HS) |
| 42 | Blake Bell | RHP | 6-4 | 215 | R/R | FR | Phoenix, AZ (Mountain Pointe HS) |
| 43 | Gene Trujillo | 1B | 6-5 | 230 | L/R | SO | Albuquerque, NM (St. Pius X) |
| 47 | Ethan Ott | 1B/OF | 6-2 | 215 | R/R | SR | Chesapeake, VA (Greenbriar Christian/UNC Pembroke) |
| 48 | Andrew Neil | RHP/IF | 5-11 | 185 | L/R | SR | Oakley, CA (Freedom HS/Folsom Lake CC) |
| 49 | Jack Messmore | RHP | 6-1 | 215 | L/R | JR | Niceville, FL (Niceville HS/Delaware State) |

COACHING STAFF

Tod Brown ¹ - Head Coach, 4th season
 Michael Lopez ² - Assistant Coach, 4th season
 Matt Risdon ³ - Assistant Coach, 3rd season
 Justin Mitchell ⁴ - Assistant Coach, 2nd season
 Tyler McPeak - Dir. of Ops & Player Development, 1st season

¹ Coaches Third Base

² Pitching Coach

³ Coaches First Base

⁴ Hitting Coach

PRONUNCIATIONS

#3 Karsen **Waslefsky** - Wah-sleff-skee
 #10 Jordy **Oriach** - Or-ee-ack
 #12 Will **Asby** - Az-bee
 #14 **Akili Carris** - Achille care-iss
 #15 **Khalil** Walker - Kuh-lil, not leel
 #27 **David** Lopez - Dahveed
 #31 Dayne **Pengelly** - Pen-ghell-ee (hard g)
 #38 Blake **Lehmbeck** - Lembeck
 #43 Gene **Trujillo** - True-hee-yo

2025 ALPHABETICAL ROSTER

| NO. | NAME | POS. | HT. | WT. | B/T | YR. | DOB | HOMETOWN (HIGH SCHOOL) |
|-----|----------------------|--------|------|-----|-----|------|----------|---|
| 8 | Diego Alvarez | RHP | 5-10 | 185 | R/R | JR | 6/5/04 | Sahuarita, AZ (Sahuarita HS) |
| 12 | Will Asby | OF | 5-11 | 200 | L/R | SR | 1/15/01 | Sacramento, CA (Jesuit HS) |
| 22 | Ben Baker-Livingston | RHP | 6-2 | 185 | R/R | R-JR | 1/8/03 | Richardson, TX (Plano East HS) |
| 20 | Luke Banister | C | 5-10 | 200 | R/R | SR | 6/21/01 | Round Rock, TX (Hutto HS) |
| 34 | Josh Barnhouse | RHP | 6-6 | 240 | R/R | SR | 5/30/03 | Prosper, TX (Prosper HS) |
| 42 | Blake Bell | RHP | 6-4 | 215 | R/R | FR | 4/1/05 | Phoenix, AZ (Mountain Pointe HS) |
| 2 | Cooper Brass | INF | 5-10 | 170 | R/R | R-FR | 2/14/05 | Chandler, AZ (Hamilton HS) |
| 39 | Ryan Castillo | RHP | 6-2 | 180 | R/R | SO | 9/25/04 | Los Lunas, NM (Los Lunas HS) |
| 14 | Akili Carris | INF | 6-2 | 185 | R/R | JR | 6/24/04 | Albuquerque, NM (La Cueva HS) |
| 11 | Matt Cornelius | LHP | 6-0 | 185 | L/L | SR | 8/21/02 | Zuni, NM (St. Pius X HS) |
| 23 | Ty Cunningham | RHP | 6-3 | 215 | R/R | JR | 8/15/03 | Iowa Park, TX (Iowa Park HS) |
| 36 | Elias Fiddler | UTL | 6-0 | 175 | R/R | JR | 9/26/02 | Durango, CO (Durango HS) |
| 29 | Caleb Herd | C | 5-9 | 185 | R/R | JR | 10/10/03 | Vail, AZ (Cienega HS) |
| 28 | Charles Lavigne | RHP | 6-5 | 200 | L/R | FR | 5/19/05 | Blainville, Quebec (Ecole St.-Gabriel HS) |
| 38 | Blake Lehmbeck | RHP | 6-1 | 195 | R/R | SO | 3/13/04 | Tucson, AZ (Canyon Del Oro HS) |
| 27 | David Lopez | RHP | 6-1 | 220 | R/R | SR | 7/7/03 | Mission, TX (Sharyland Pioneer HS) |
| 26 | Luke Mansy | INF/OF | 5-10 | 180 | L/R | R-JR | 9/14/02 | San Diego, CA (St. Augustine HS) |
| 9 | Josh McAlister | INF | 6-2 | 185 | R/R | SR | 1/10/03 | Homewood, IL (Flossmoor HS) |
| 6 | Brian McBroom | RHP | 6-0 | 180 | R/R | SR | 11/1/02 | Oakley, CA (Freedom HS) |
| 49 | Jack Messmore | RHP | 6-1 | 215 | L/R | JR | 1/5/04 | Niceville, FL (Niceville HS) |
| 5 | Shane Miller | INF | 6-1 | 190 | L/R | FR | 10/16/05 | Gilbert, AZ (Higley HS) |
| 17 | Cristian Mogen | RHP | 6-0 | 180 | R/R | R-FR | 7/6/05 | Peoria, AZ (Centennial HS) |
| 35 | Presley Monteforte | LHP | 6-0 | 190 | R/L | JR | 8/2/04 | Centennial, CO (Arapahoe HS) |
| 48 | Andrew Neil | P/INF | 5-11 | 185 | L/R | SR | 10/27/01 | Oakley, CA (Freedom HS) |
| 47 | Ethan Ott | 1B/OF | 6-2 | 215 | R/R | SR | 6/27/03 | Chesapeake, VA (Greenbriar Christian) |
| 16 | Grant Origer | RHP | 6-3 | 225 | R/R | FR | 11/11/05 | Parker, TX (Plano East HS) |
| 10 | Jordy Oriach | OF | 6-5 | 225 | L/L | JR | 3/5/03 | Haverhill, MA (Haverhill HS) |
| 31 | Dayne Pengelly | RHP | 6-2 | 195 | L/R | SR | 2/18/03 | Rio Rancho, NM (Cleveland HS) |
| 33 | Daxton Purser | LHP | 6-1 | 225 | L/L | SR | 3/16/02 | Providence, UT (Ridgeline HS) |
| 13 | Matt Romero | LHP | 6-0 | 195 | L/L | SR | 5/17/03 | Albuquerque, NM (Sandia HS) |
| 19 | Justin Still | LHP | 6-3 | 215 | L/L | SR | 8/24/02 | Chandler, AZ (Perry HS) |
| 18 | Beck Sullivan | RHP | 5-11 | 180 | R/R | FR | 3/31/05 | Waxahachie, TX (Waxahachie HS) |
| 43 | Gene Trujillo | 1B | 6-5 | 230 | L/R | SO | 5/27/05 | Albuquerque, NM (St. Pius X HS) |
| 15 | Khalil Walker | OF | 5-10 | 170 | L/L | SR | 12/28/02 | Mansfield, TX (Timberview HS) |
| 32 | Sydney Ward | OF | 6-0 | 240 | R/R | JR | 11/21/03 | Albuquerque, NM (McKinney HS) |
| 3 | Karsen Waslefsky | INF | 6-0 | 175 | R/R | JR | 7/20/04 | Gilbert, AZ (Casteel HS) |
| 25 | Luke Wiseman | RHP | 6-0 | 215 | R/R | R-JR | 12/16/02 | Wylie, TX (Wylie HS) |
| 24 | Brodey Williams | C | 6-0 | 210 | L/R | JR | 9/12/04 | Houston, TX (Barbers Hill HS) |
| 7 | Tommy White | RHP | 6-4 | 210 | R/R | JR | 4/20/04 | Albuquerque, NM (Cibola HS) |
| 4 | Tye Wood | OF | 5-11 | 185 | S/L | SR | 6/19/03 | Gardner, KS (Gardner Edgerton HS) |

BY POSITION

FIRST BASE (2): Ott, Trujillo
INFIELD (5): Brass, Carris, Mansy, McAlister, Miller, Neil
OUTFIELD (5): Asby, Walker, Ward, Oriach, Wood
CATCHER (3): Banister, Herd, Williams
RHP (18): Alvarez, Baker-Livingston, Barnhouse, Bell, Castillo, Mogen, Lopez, Lehmbeck, Origer, Pengelly, Cunningham, Wiseman, White, Sullivan, Messmore, Lavigne, McBroom
LHP (7): Cornelius, Romero, Still, Monteforte, Purser, Barnhouse
UTL (1): Fiddler

BY CLASS

TRUE FRESHMEN (5): Miller, Origer, Sullivan, Lavigne, Bell
REDSHIRT FRESHMEN (5): Brass, Mogen
SOPHOMORES (3): Castillo, Trujillo, Lehmbeck
JUNIORS (15): Waslefsky, White, Alvarez, Oriach, Carris, Baker-Livingston, Cunningham, Williams, Wiseman, Mansy, Pengelly, Ward, Monteforte, Fiddler, Messmore
SENIORS (15): Wood, McBroom, McAlister, Cornelius, Asby, Romero, Walker, Banister, Lopez, Pengelly, Barnhouse, Ott, Neil

BREAKDOWN

POSITION PLAYERS
 Returners.....23
 Newcomers17
 Starters Returning5
 Starters Lost4
 Lettermen Returning8
 Lettermen Lost8

PITCHERS
 Pitchers Returning.....11
 Pitchers Lost5
 Weekend Starters Returning.....2/3
 Returners w/ 1+ GS in '247
 Returners w/5+ App. in '24.....7
 Returners w/1+ App. in '24.....10

2024 NEW MEXICO OVERALL STATS

Record: 28-26 Home: 18-10 Away: 8-12 Neutral: 2-4 MW: 17-13

| Player | avg | gp-gs | ab | r | h | 2b | 3b | hr | rbi | tb | slg% | bb | hp | so | gdp | ob% | sf | sh | sb-att | po | a | e | fld% |
|----------------------|------|-------|------|-----|-----|-----|----|----|-----|------|------|-----|----|-----|-----|------|----|----|--------|------|-----|----|-------|
| 15 WALKER, Khalil | .391 | 50-43 | 161 | 44 | 63 | 11 | 0 | 3 | 19 | 83 | .516 | 30 | 2 | 24 | 2 | .490 | 1 | 6 | 2-5 | 104 | 2 | 3 | .972 |
| 18 HOLLAND, Jake | .381 | 44-43 | 168 | 47 | 64 | 15 | 2 | 17 | 60 | 134 | .798 | 20 | 5 | 30 | 6 | .445 | 7 | 0 | 0-0 | 284 | 32 | 2 | .994 |
| 30 SPENRATH, Reed | .340 | 54-53 | 209 | 54 | 71 | 18 | 4 | 14 | 51 | 139 | .665 | 41 | 2 | 60 | 3 | .452 | 0 | 0 | 5-5 | 451 | 23 | 5 | .990 |
| 12 ASBY, Will | .333 | 54-52 | 213 | 59 | 71 | 17 | 2 | 12 | 59 | 128 | .601 | 30 | 7 | 27 | 0 | .422 | 6 | 1 | 1-2 | 97 | 0 | 5 | .951 |
| 4 WOOD, Tye | .325 | 51-49 | 160 | 44 | 52 | 8 | 4 | 3 | 32 | 77 | .481 | 39 | 15 | 40 | 5 | .488 | 3 | 0 | 20-24 | 69 | 1 | 5 | .933 |
| 14 CARRIS, Akili | .301 | 34-30 | 113 | 21 | 34 | 9 | 0 | 0 | 27 | 43 | .381 | 6 | 0 | 22 | 2 | .331 | 2 | 2 | 1-1 | 21 | 43 | 3 | .955 |
| 8 KINKADE, Konner | .297 | 47-39 | 158 | 32 | 47 | 8 | 0 | 1 | 31 | 58 | .367 | 15 | 9 | 25 | 4 | .384 | 3 | 7 | 1-1 | 73 | 110 | 5 | .973 |
| 24 SMITH, Kyle | .288 | 36-27 | 111 | 28 | 32 | 8 | 0 | 3 | 24 | 49 | .441 | 16 | 9 | 21 | 4 | .416 | 1 | 0 | 2-3 | 94 | 4 | 2 | .980 |
| 3 DIXON, Devon | .226 | 50-38 | 137 | 32 | 31 | 7 | 1 | 3 | 25 | 49 | .358 | 27 | 2 | 34 | 6 | .359 | 1 | 1 | 1-1 | 58 | 125 | 9 | .953 |
| ----- | | | | | | | | | | | | | | | | | | | | | | | |
| 47 OTT, Ethan | .329 | 30-23 | 85 | 18 | 28 | 7 | 0 | 4 | 23 | 47 | .553 | 12 | 4 | 26 | 1 | .431 | 1 | 0 | 0-0 | 9 | 0 | 0 | 1.000 |
| 2 WEISSENBORN, Chase | .313 | 28-28 | 96 | 14 | 30 | 4 | 0 | 2 | 21 | 40 | .417 | 9 | 2 | 27 | 0 | .380 | 1 | 0 | 0-0 | 31 | 82 | 3 | .974 |
| 43 TRUJILLO, Gene | .304 | 25-8 | 46 | 13 | 14 | 3 | 0 | 4 | 13 | 29 | .630 | 7 | 1 | 16 | 0 | .400 | 1 | 0 | 0-0 | 1 | 0 | 0 | 1.000 |
| 11 STEPHENS, Sean | .300 | 39-21 | 90 | 18 | 27 | 2 | 2 | 0 | 14 | 33 | .367 | 13 | 5 | 17 | 2 | .417 | 0 | 0 | 9-14 | 56 | 1 | 1 | .983 |
| 9 MCALISTER, Josh | .287 | 31-25 | 101 | 20 | 29 | 3 | 1 | 6 | 19 | 52 | .515 | 12 | 1 | 31 | 3 | .365 | 1 | 2 | 3-3 | 7 | 39 | 10 | .821 |
| 10 MUNGUIA, Austin | .250 | 6-0 | 4 | 0 | 1 | 0 | 0 | 0 | 0 | 1 | .250 | 0 | 0 | 2 | 0 | .250 | 0 | 0 | 0-0 | 8 | 0 | 1 | .889 |
| 26 MANSY, Luke | .194 | 14-7 | 31 | 8 | 6 | 1 | 0 | 0 | 3 | 7 | .226 | 12 | 0 | 5 | 0 | .419 | 0 | 1 | 0-0 | 8 | 11 | 0 | 1.000 |
| 48 NEIL, Andrew | .000 | 4-0 | 0 | 2 | 0 | 0 | 0 | 0 | 0 | 0 | .000 | 0 | 0 | 0 | 0 | .000 | 0 | 0 | 0-0 | 1 | 0 | 0 | 1.000 |
| Totals | .319 | 54 | 1883 | 454 | 600 | 121 | 16 | 72 | 421 | 969 | .515 | 289 | 64 | 407 | 38 | .421 | 28 | 20 | 45-59 | 1386 | 520 | 62 | .968 |
| Opponents | .319 | 54 | 1935 | 442 | 617 | 143 | 25 | 68 | 405 | 1014 | .524 | 240 | 68 | 394 | 42 | .407 | 27 | 12 | 60-70 | 1369 | 464 | 56 | .970 |

LOB - Team (461), Opp (454). DPs turned - Team (51), Opp (48). IBB - Team (3), MCALISTER, J 2, SPENRATH, R. 1. Picked off - STEPHENS, S. 2, KINKADE, K. 2, WALKER, K. 2, WOOD, T. 1, WEISSENBORN 1.

(All games Sorted by Earned run avg)

| Player | era | w-l | app | gs | cg | sho | sv | ip | h | r | er | bb | so | 2b | 3b | hr | b/avg | wp | hp | bk | sfa | sha |
|------------------------|-------|-------|-----|----|----|-----|----|-------|-----|-----|-----|-----|-----|-----|----|----|-------|----|----|----|-----|-----|
| 13 RUSSELL, Brett | 5.87 | 4-4 | 16 | 8 | 0 | 0/0 | 0 | 61.1 | 61 | 47 | 40 | 17 | 45 | 15 | 2 | 10 | .253 | 7 | 6 | 0 | 1 | 0 |
| 27 LOPEZ, David | 7.71 | 4-2 | 14 | 11 | 0 | 0/0 | 0 | 65.1 | 92 | 63 | 56 | 28 | 45 | 23 | 1 | 8 | .332 | 7 | 8 | 0 | 3 | 4 |
| ----- | | | | | | | | | | | | | | | | | | | | | | |
| 17 MOGEN, Cristian | 0.00 | 1-0 | 1 | 0 | 0 | 0/0 | 0 | 2.0 | 2 | 0 | 0 | 0 | 0 | 1 | 0 | 0 | .250 | 0 | 0 | 0 | 0 | 0 |
| 22 BAKER-LIVINGSTON,Be | 3.00 | 0-0 | 2 | 2 | 0 | 0/0 | 0 | 6.0 | 6 | 2 | 2 | 1 | 8 | 1 | 0 | 0 | .286 | 1 | 2 | 0 | 1 | 0 |
| 33 PURSER, Daxton | 5.66 | 1-2 | 12 | 7 | 0 | 0/0 | 0 | 35.0 | 33 | 25 | 22 | 26 | 37 | 9 | 1 | 2 | .246 | 3 | 8 | 2 | 0 | 1 |
| 40 BANNISTER, Wil | 5.76 | 2-0 | 22 | 5 | 0 | 0/0 | 3 | 50.0 | 57 | 34 | 32 | 24 | 29 | 10 | 3 | 8 | .282 | 6 | 5 | 0 | 3 | 1 |
| 19 STILL, Justin | 6.08 | 1-0 | 14 | 0 | 0 | 0/0 | 1 | 13.1 | 15 | 11 | 9 | 15 | 11 | 2 | 1 | 1 | .300 | 2 | 4 | 0 | 1 | 0 |
| 35 STEINKAMP, Arthur | 7.40 | 4-1 | 24 | 0 | 0 | 0/1 | 0 | 45.0 | 61 | 41 | 37 | 15 | 26 | 19 | 5 | 2 | .323 | 3 | 7 | 0 | 3 | 0 |
| 31 PENGELLY, Dayne | 7.56 | 4-5 | 13 | 11 | 0 | 0/1 | 0 | 50.0 | 78 | 52 | 42 | 35 | 58 | 16 | 3 | 6 | .351 | 11 | 8 | 3 | 1 | 3 |
| 23 JACKSON, Jaren | 8.75 | 3-5 | 24 | 2 | 0 | 0/0 | 1 | 47.1 | 74 | 49 | 46 | 28 | 49 | 15 | 2 | 10 | .351 | 6 | 7 | 0 | 4 | 1 |
| 34 BARNHOUSE, Josh | 8.92 | 2-3 | 18 | 4 | 0 | 0/0 | 1 | 35.1 | 51 | 37 | 35 | 17 | 34 | 12 | 2 | 10 | .349 | 2 | 2 | 0 | 5 | 2 |
| 6 MCBROOM, Brian | 9.19 | 1-0 | 17 | 0 | 0 | 0/0 | 3 | 15.2 | 20 | 16 | 16 | 8 | 11 | 4 | 1 | 4 | .303 | 0 | 4 | 1 | 2 | 0 |
| 39 CASTILLO, Ryan | 11.95 | 1-3 | 10 | 2 | 0 | 0/0 | 0 | 20.1 | 37 | 29 | 27 | 6 | 22 | 10 | 2 | 3 | .402 | 3 | 4 | 0 | 2 | 0 |
| 38 LEHMBECK, Blake | 13.50 | 0-0 | 2 | 0 | 0 | 0/0 | 0 | 2.0 | 6 | 3 | 3 | 1 | 2 | 2 | 1 | 0 | .500 | 2 | 0 | 0 | 0 | 0 |
| 48 NEIL, Andrew | 18.00 | 0-0 | 5 | 1 | 0 | 0/0 | 0 | 4.0 | 3 | 11 | 8 | 13 | 5 | 0 | 1 | 0 | .200 | 3 | 3 | 1 | 1 | 0 |
| 29 HARDY, Wyatt | 20.00 | 0-1 | 8 | 1 | 0 | 0/0 | 1 | 9.0 | 21 | 20 | 20 | 4 | 12 | 4 | 0 | 4 | .438 | 1 | 0 | 0 | 0 | 0 |
| 41 ROMERO, Blane | 54.00 | 0-0 | 1 | 0 | 0 | 0/0 | 0 | 0.1 | 0 | 2 | 2 | 2 | 0 | 0 | 0 | 0 | .000 | 0 | 0 | 0 | 0 | 0 |
| Totals | 7.71 | 28-26 | 54 | 54 | 0 | 1/1 | 10 | 462.0 | 617 | 442 | 396 | 240 | 394 | 143 | 25 | 68 | .319 | 57 | 68 | 7 | 27 | 12 |
| Opponents | 8.03 | 26-28 | 54 | 54 | 2 | 2/1 | 9 | 456.1 | 600 | 454 | 407 | 289 | 407 | 121 | 16 | 72 | .319 | 48 | 64 | 5 | 28 | 20 |

PB - Team (4), HOLLAND, J. 3, SMITH, K. 1, Opp (3). Pickoffs - Team (4), PURSER, D. 1, BARNHOUSE, J 1, RUSSELL, B. 1, BANNISTER, W 1, Opp (7). SBA/ATT - HOLLAND, J. (38-45), SMITH, K. (22-22), RUSSELL, B. (11-12), PENGELLY, D. (8-9), PURSER, D. (5-9), LOPEZ, D. (7-7), BARNHOUSE, J (6-7), JACKSON, J. (6-7), STEINKAMP, A (6-6), CASTILLO, R. (3-4), BANNISTER, W (3-4), NEIL, A. (2-2), HARDY, W. (1-1), MCBROOM, B. (1-1), STILL, J. (1-1).

2024 NEW MEXICO MOUNTAIN WEST STATS

Record: 17-13 Home: 11-4 Away: 6-9 MW: 17-13

| Date | Opponent | Score | Player | avg | slug | ob% | g | ab | r | h | 2b | 3b | hr | rbi | bb | so | sb | cs | e |
|-------|--------------------|---------|---|------------|------------|------------|-----------|-----------|-----------|-----------|-----------|----------|----------|-----------|-----------|-----------|------------|-----------|----|
| *3/9 | UNLV | w 7-6 | HOLLAND, Jake | .417 | .843 | .489 | 29 | 115 | 36 | 48 | 9 | 2 | 12 | 45 | 16 | 19 | 0 | 0 | 1 |
| *3/9 | UNLV | w 31-15 | WALKER, Khalil | .394 | .521 | .473 | 30 | 94 | 22 | 37 | 6 | 0 | 2 | 12 | 14 | 13 | 0 | 0 | 0 |
| *3/10 | UNLV | w 6-5 | ASBY, Will | .355 | .597 | .440 | 30 | 124 | 39 | 44 | 11 | 2 | 5 | 35 | 19 | 14 | 1 | 1 | 2 |
| *3/15 | at Nevada | L 2-13 | WOOD, Tye | .340 | .500 | .485 | 29 | 100 | 27 | 34 | 5 | 4 | 1 | 18 | 21 | 21 | 11 | 2 | 2 |
| *3/16 | at Nevada | L 3-4 | WEISSENBORN, C | .338 | .400 | .405 | 19 | 65 | 9 | 22 | 1 | 0 | 1 | 11 | 7 | 18 | 0 | 0 | 2 |
| *3/17 | at Nevada | w 10-8 | SPENRATH, Reed | .336 | .705 | .445 | 30 | 122 | 34 | 41 | 8 | 2 | 11 | 35 | 23 | 36 | 5 | 0 | 3 |
| *3/22 | SAN JOSE STATE | L 13-16 | CARRIS, Akili | .310 | .393 | .333 | 25 | 84 | 16 | 26 | 7 | 0 | 0 | 25 | 4 | 13 | 1 | 0 | 3 |
| *3/23 | SAN JOSE STATE | w 7-5 | KINKADE, Konner | .275 | .330 | .350 | 26 | 91 | 19 | 25 | 5 | 0 | 0 | 13 | 6 | 13 | 0 | 0 | 3 |
| *3/23 | SAN JOSE STATE | w 17-4 | DIXON, Devon | .242 | .364 | .414 | 28 | 66 | 19 | 16 | 3 | 1 | 1 | 17 | 19 | 13 | 1 | 0 | 5 |
| *3/28 | at San Diego State | w 5-2 | ----- | | | | | | | | | | | | | | | | |
| *3/29 | at San Diego State | L 6-8 | TRUJILLO, Gene | .375 | .813 | .522 | 13 | 16 | 5 | 6 | 1 | 0 | 2 | 6 | 5 | 4 | 0 | 0 | 0 |
| *3/29 | at San Diego State | L 0-13 | MUNGUIA, Austin | .333 | .333 | .333 | 3 | 3 | 0 | 1 | 0 | 0 | 0 | 0 | 0 | 1 | 0 | 0 | 1 |
| *4/12 | FRESNO STATE | L 5-10 | OTT, Ethan | .326 | .609 | .446 | 17 | 46 | 13 | 15 | 4 | 0 | 3 | 12 | 7 | 10 | 0 | 0 | 0 |
| *4/13 | FRESNO STATE | L 19-23 | MCALISTER, Josh | .310 | .655 | .432 | 11 | 29 | 9 | 9 | 1 | 0 | 3 | 8 | 7 | 10 | 0 | 0 | 5 |
| *4/14 | FRESNO STATE | w 6-2 | SMITH, Kyle | .288 | .373 | .391 | 19 | 59 | 15 | 17 | 2 | 0 | 1 | 7 | 6 | 9 | 2 | 0 | 0 |
| *4/19 | at Air Force | L 3-12 | STEPHENS, Sean | .188 | .219 | .297 | 19 | 32 | 7 | 6 | 1 | 0 | 0 | 6 | 2 | 10 | 1 | 0 | 0 |
| *4/21 | at Air Force | w 6-5 | MANSY, Luke | .000 | .000 | .375 | 3 | 5 | 1 | 0 | 0 | 0 | 0 | 0 | 3 | 1 | 0 | 0 | 0 |
| *4/21 | at Air Force | L 7-18 | NEIL, Andrew | .000 | .000 | .000 | 2 | 0 | 0 | 0 | 0 | 0 | 0 | 0 | 0 | 0 | 0 | 0 | 0 |
| *4/26 | SAN DIEGO STATE | w 8-4 | Totals | .330 | .532 | .429 | 30 | 1051 | 271 | 347 | 64 | 11 | 42 | 250 | 159 | 205 | 22 | 3 | 29 |
| *4/27 | SAN DIEGO STATE | w 19-5 | Opponents | .317 | .510 | .398 | 30 | 1071 | 237 | 340 | 78 | 10 | 36 | 218 | 117 | 207 | 21 | 4 | 27 |
| *4/28 | SAN DIEGO STATE | w 9-7 | | | | | | | | | | | | | | | | | |
| *5/3 | at UNLV | w 15-8 | LOB - Team (247), Opp (246). DPs turned - Team (27), Opp (31). IBB - Team (1), | | | | | | | | | | | | | | | | |
| *5/4 | at UNLV | L 8-13 | MCALISTER, J 1. Picked off - KINKADE, K. 2, WOOD, T. 1, WEISSENBORN 1, WALKER, K. | | | | | | | | | | | | | | | | |
| *5/5 | at UNLV | w 14-2 | 1. | | | | | | | | | | | | | | | | |
| *5/10 | NEVADA | w 16-0 | | | | | | | | | | | | | | | | | |
| *5/11 | NEVADA | L 0-2 | Player | era | w-l | app | gs | cg | sh | sv | ip | h | r | er | bb | so | avg | hr | |
| *5/12 | NEVADA | w 11-5 | PENGELLY, Dayne | 5.13 | 2-2 | 7 | 7 | 0 | 0 | 0 | 33.1 | 39 | 22 | 19 | 21 | 37 | .287 | 4 | |
| *5/16 | at San Jose State | L 7-8 | RUSSELL, Brett | 5.73 | 2-3 | 8 | 6 | 0 | 0 | 0 | 37.2 | 42 | 29 | 24 | 10 | 22 | .271 | 7 | |
| *5/17 | at San Jose State | L 1-5 | LOPEZ, David | 7.53 | 3-2 | 9 | 8 | 0 | 0 | 0 | 43.0 | 58 | 41 | 36 | 16 | 28 | .324 | 7 | |
| *5/18 | at San Jose State | w 10-9 | ----- | | | | | | | | | | | | | | | | |
| | | | PURSER, Daxton | 5.30 | 1-1 | 5 | 4 | 0 | 0 | 0 | 18.2 | 17 | 14 | 11 | 12 | 20 | .233 | 1 | |
| | | | BANNISTER, Wil | 6.75 | 1-0 | 12 | 3 | 0 | 0 | 2 | 29.1 | 35 | 23 | 22 | 14 | 11 | .289 | 5 | |
| | | | STEINKAMP, Arthur | 7.46 | 3-0 | 12 | 0 | 0 | 0 | 0 | 25.1 | 31 | 22 | 21 | 7 | 17 | .301 | 1 | |
| | | | JACKSON, Jaren | 7.76 | 3-2 | 14 | 0 | 0 | 0 | 1 | 26.2 | 43 | 23 | 23 | 10 | 28 | .352 | 2 | |
| | | | BARNHOUSE, Josh | 9.37 | 1-2 | 9 | 1 | 0 | 0 | 1 | 16.1 | 23 | 17 | 17 | 6 | 18 | .354 | 4 | |
| | | | CASTILLO, Ryan | 11.08 | 1-1 | 6 | 1 | 0 | 0 | 0 | 13.0 | 27 | 17 | 16 | 2 | 18 | .443 | 2 | |
| | | | NEIL, Andrew | 13.50 | 0-0 | 3 | 0 | 0 | 0 | 0 | 2.2 | 3 | 7 | 4 | 6 | 5 | .273 | 0 | |
| | | | HARDY, Wyatt | 13.50 | 0-0 | 1 | 0 | 0 | 0 | 0 | 1.1 | 2 | 2 | 2 | 0 | 1 | .333 | 1 | |
| | | | STILL, Justin | 21.60 | 0-0 | 6 | 0 | 0 | 0 | 0 | 3.1 | 9 | 8 | 8 | 6 | 1 | .563 | 1 | |
| | | | MCBROOM, Brian | 23.14 | 0-0 | 7 | 0 | 0 | 0 | 0 | 4.2 | 11 | 12 | 12 | 7 | 1 | .478 | 1 | |
| | | | Totals | 7.58 | 17-13 | 30 | 30 | 0 | 1 | 4 | 255.1 | 340 | 237 | 215 | 117 | 207 | .317 | 36 | |
| | | | Opponents | 8.63 | 13-17 | 30 | 30 | 2 | 2 | 4 | 253.1 | 347 | 271 | 243 | 159 | 205 | .330 | 42 | |





* = Conference game

PB - Team (0), Opp (1). Pickoffs - Team (1), PURSER, D. 1, Opp (4). SBA/ATT - HOLLAND, J. (21-24), RUSSELL, B. (5-5), PENGELLY, D. (3-4), JACKSON, J. (3-3), CASTILLO, R. (2-3), BARNHOUSE, J (3-3), STEINKAMP, A (2-2), PURSER, D. (0-2), LOPEZ, D. (2-2), BANNISTER, W (1-1).

| Score by innings | 1 | 2 | 3 | 4 | 5 | 6 | 7 | 8 | 9 | EX | Total |
|------------------|----|----|----|----|----|----|----|----|----|----|-------|
| New Mexico | 22 | 30 | 33 | 21 | 20 | 45 | 49 | 23 | 27 | 1 | 271 |
| Opponents | 26 | 25 | 23 | 32 | 33 | 15 | 29 | 21 | 33 | 0 | 237 |

Win-loss breakouts: Day 13-6; Night 4-7; vs Left 3-4; vs Right 14-9; 1-run games 4-2; 2-run games 3-2; 5+run games 7-6; Extra inns 1-0; Shutouts 1-2. Current streak: Won 1; Longest winning streak: 4; Longest losing streak: 4. Attendance: Home 7292 (avg 520); Away 7616 (avg 507); Total 14908 (avg 514).

THE WEEK AHEAD

| Monday | Tuesday | Wednesday | Thursday | Friday | Saturday | Sunday |
|--------|---|-----------|----------|--|--|---|
| 1 | 2 | 3 | 4 | 5 | 6 | 7 |
| |  @ ARIZONA 2 P.M. MT HI CORBETT FIELD TUCSON, ARIZ. | | |  VS. N. COLO. 2 P.M. SANTA ANA STAR FIELD ALBUQUERQUE, N.M. |  VS. N. COLO. 12 P.M. SANTA ANA STAR FIELD ALBUQUERQUE, N.M. |  VS. N. COLO. 2 P.M. SANTA ANA STAR FIELD ALBUQUERQUE, N.M. |

in the nation on D1Baseball.com's National Outfielders Rankings released last week. In his first season with the Lobos in 2024, Asby entered the outlet's midseason Top 100 Outfielder rankings at No. 94 after not being ranked heading into the season.

- Last season, Asby ranked second in the league in runs scored (59), eighth in slugging (.601) and ninth in total hits (71), breaking the program record for single-season grand slams with four – he needs just one more to match Mark Wulfert's career record of five.

"Keep an Eye On" New Mexico in Mountain West Race:

- D1Baseball.com slated New Mexico as the team to "Keep an eye on" in this year's Mountain West race behind preseason favorite Fresno State, citing improved pitching depth and a host of high-level hitters returning.

- "This year's team has a chance at making [an NCAA Regional] with five returnees who hit .300-plus, two returning weekend starters on the mound and five key pieces in the bullpen also coming back to campus."

A LOOK AT THE SCHEDULE

- The 53-game schedule, including 30 Mountain West Conference games, opens up at the MLB Desert Invitational in Arizona (Feb. 14-16) and concludes with a conference weekend series at home vs. Fresno State (May 15-17). In that span, the Lobos will face four different teams that reached NCAA Regionals last spring – Arizona, UC Irvine, Grand Canyon and Fresno State – nine times.

- In total, UNM will play 27 games at Santa Ana Star Field in Albuquerque and 26 games on the road throughout the regular season, with 18 games against seven opponents that ranked in the Top 150 in the nation in last season's final RPI rankings.

- Should the Lobos stand among the top six teams in the Mountain West standings upon the conclusion of that weekend, they'll earn a berth to the expanded MWC Baseball Championships May 21-25, hosted this year in Mesa, Ariz. The winner earns the conference's automatic berth into the NCAA Championships.

2024 IN REVIEW

- The Lobos wrapped up the 2024 season with the most wins (28), most MW wins (17) and best MW finish (2nd) since 2017 to punch their ticket to the conference tournament for the first time since that season.

- The last

CONTINUED ON PAGE 6

DEFENSIVE STARTERS BY POSITION IN '24

15 WALKER, KHALIL 33
11 STEPHENS, SEAN 21

4 WOOD, TYE 42
15 WALKER, KHALIL 10
8 KINKADE, KONNER 2

12 ASBY, WILL 48
4 WOOD, TYE 6

2 WEISSENBORN, CHASE 28
3 DIXON, DEVON 26

8 KINKADE, KONNER 37
3 DIXON, DEVON 10

9 MCALISTER, JOSH 4
26 MANSY, LUKE 3

14 CARRIS, AKILI 30
9 MCALISTER, JOSH 21
3 DIXON, DEVON 2
26 MANSY, LUKE 1

30 SPENRATH, REED 53
47 OTT, ETHAN 1

KEY POSITION PLAYER LOSSES

| PLAYER, POS. | AVG. | R | H | 2B | 3B | HR | RBI |
|---------------------------|------|----|----|----|----|----|-----|
| #2 CHASE WEISSENBORN, INF | .313 | 14 | 30 | 4 | 0 | 2 | 21 |
| #3 DEVON DIXON, INF | .226 | 32 | 31 | 7 | 1 | 3 | 25 |
| #8 KONNER KINKADE, INF | .297 | 32 | 47 | 8 | 0 | 1 | 31 |
| #18 JAKE HOLLAND, C | .381 | 47 | 64 | 15 | 2 | 17 | 60 |
| #24 KYLE SMITH, C | .288 | 28 | 32 | 8 | 0 | 3 | 24 |
| #30 REED SPENRATH, 1B | .340 | 54 | 71 | 18 | 4 | 14 | 51 |

KEY PITCHING LOSSES

| NAME, POS. | ERA | APP | IP | W-L | SV | BB/K |
|--------------------------|------|-----|------|-----|----|-------|
| #13 BRETT RUSSELL, SP | 5.87 | 16 | 61.1 | 4-4 | 0 | 17/45 |
| #23 JAREN JACKSON, RP | 8.75 | 24 | 47.1 | 3-5 | 1 | 28/49 |
| #35 ARTHUR STEINKAMP, RP | 7.40 | 24 | 45.0 | 4-1 | 0 | 15/26 |
| #40 WIL BANNISTER, RP | 5.76 | 22 | 50.0 | 2-0 | 3 | 24/29 |

TOP RETURNING POSITION PLAYERS

| PLAYER, POS., YR. | AVG. | R | H | 2B | 3B | HR | RBI |
|-------------------------------|------|----|----|----|----|----|-----|
| #4 TYE WOOD, OF, SR. | .325 | 44 | 52 | 8 | 4 | 3 | 32 |
| #12 WILL ASBY, OF, SR. | .333 | 59 | 71 | 17 | 2 | 12 | 59 |
| #14 AKILI CARRIS, INF, JR. | .301 | 21 | 34 | 9 | 0 | 0 | 27 |
| #15 KHALIL WALKER, OF, SR. | .391 | 44 | 63 | 11 | 0 | 3 | 19 |
| #43 GENE TRUJILLO, 1B/DH, SO. | .304 | 13 | 14 | 3 | 0 | 4 | 13 |
| #47 ETHAN OTT, 1B/DH, SR. | .329 | 18 | 28 | 7 | 0 | 4 | 23 |

TOP RETURNING PITCHERS

| PITCHER, YR. | ERA | APP | IP | W-L | SV | BB/K |
|------------------------------|-------|-----|------|-----|----|-------|
| #6 BRIAN MCBROOM, RHP, SR. | 9.19 | 17 | 15.2 | 1-0 | 3 | 8/11 |
| #27 DAVID LOPEZ, RHP, SR. | 7.71 | 14 | 65.1 | 4-2 | 0 | 28/45 |
| #31 DAYNE PENGELLY, RHP, SR. | 7.56 | 13 | 50.0 | 4-5 | 0 | 35/58 |
| #33 DAXTON PURSER, LHP, SR. | 5.66 | 12 | 35.0 | 1-2 | 0 | 26/37 |
| #34 JOSH BARNHOUSE, RHP, SR. | 8.92 | 18 | 35.1 | 2-3 | 1 | 17/34 |
| #39 RYAN CASTILLO, RHP, SO. | 11.95 | 10 | 20.1 | 1-3 | 0 | 6/22 |

TOP NEWCOMERS

| NAME | POS. | YR. | '24 SCHOOL |
|------------------------|------|-----|------------------------|
| #3 KARSEN WASLEFSKY | INF | JR. | SOUTH MOUNTAIN CC |
| #8 DIEGO ALVAREZ | RHP | JR. | PIMA CC |
| #10 JORDY ORIACH | OF | JR. | FRANK PHILLIPS COLLEGE |
| #11 MATTHEW CORNELIUS | LHP | SR. | ARIZONA STATE |
| #23 TY CUNNINGHAM | RHP | JR. | VERNON COLLEGE |
| #35 PRESLEY MONTEFORTE | LHP | JR. | PHOENIX COLLEGE |
| #49 JACK MESSMORE | RHP | JR. | DELAWARE STATE |

time UNM increased its winning percentage over three consecutive seasons was 2012-2014. It was also the second year in a row in which the Lobos outperformed their conference preseason rank — they were picked to finish 7th in the conference in 2023 and finished fifth before being picked to finish fifth this year and concluding the season one game out of a regular season championship. They were one of just two MW teams to finish the season above .500.

- At the conclusion of the 2024 regular season, UNM ranked No. 8 in the nation in batting average (.319), No. 15 in the nation in double plays (51) and No. 17 in doubles per game (2.24).

- The Lobos led the MW in nearly every offensive category in 2024, with a slugging percentage of .515 that tied for the 10th-best in program history (No. 35 in the nation) and an on-base percentage of .421 that was also 10th-best in program history and No. 15 in the nation.

- Jake Holland was named MW Co-Player of the Year and ABCA All-Region Second Team following the season, with four Lobos making the All-MW team (most since 2017) and UNM taking home eight MW weekly awards (most since 2013).

UNM NCAA D-I STATISTICAL RANKINGS IN 2024

| Stat | Rank | Value |
|-----------------|-------|-------|
| Batting Average | #7 | 0.319 |
| On Base % | #13 | 0.421 |
| Doubles Per Gm | #17 | 2.24 |
| Scoring | #25 | 8.4 |
| Slugging % | #31 | 0.515 |
| Triples Per Gm | T-#40 | 0.30 |
| HR Per Gm | T-#94 | 1.33 |

WOOD HEATING UP THE BASEPATHS

- The Lobos' projected leadoff man this season, Tye Wood became a real threat on the basepaths down the stretch in 2024, only getting caught stealing once in his last 11 attempts.

- Wood ranked second in the conference with 20 swiped bags – the most in a single season since Josh Melendez stole 22 in 2012. He stole at least one base against each of the Lobos' last four opponents in the regular season and wrapped up the season ranked second in the MW in on-base percentage (.488) behind Walker (.490).

- Wood stole three bags – matching Sean Stephens for the most in a single game last season by a Lobo – in UNM's series opener against Nevada May 10.

SEEING DOUBLE

- The Lobos excelled at getting two for one in 2024, ranking No. 15 in NCAA D-I in double plays per game (0.94) and No. 17 in doubles

UC IRVINE ALL-TIME SERIES

Series Record: 0-8-1

Home: 0-3; Away: 0-3; Neutral: 0-2-1

| | | |
|---------|-------------------|---------|
| 2/14/82 | Las Vegas, Nev. | L, 3-5 |
| 2/20/83 | Las Vegas, Nev. | L, 2-3 |
| 3/12/85 | Las Vegas, Nev. | T, 7-7 |
| 3/16/07 | Irvine, Calif. | L, 2-9 |
| 3/17/07 | Irvine, Calif. | L, 1-8 |
| 3/18/07 | Irvine, Calif. | L, 1-13 |
| 4/25/08 | Albuquerque, N.M. | L, 3-5 |
| 4/26/08 | Albuquerque, N.M. | L, 6-11 |
| 4/27/08 | Albuquerque, N.M. | L, 1-12 |

per game (2.24). They ranked No. 21 in total DP (51) and No. 50 in total doubles (121).

- Last season, the Lobos had four players hit double-digit doubles -- two of them, Khalil Walker (11) and Will Asby (17), return for this season.

BROWN'S PROGRAM-BUILDING RESUME

- In his first five seasons as head coach at North Dakota State, Brown's teams improved their winning percentage in each season, going from 15-30 (.333) in his first season in 2008 to 40-20 (.667) in 2012 and finishing each of the next nine seasons above .400. The Bison reached the Summit League tournament eight times in that span, advancing to NCAA Regionals in 2014 and 2021.

- He's done the same in each of his first three years in Albuquerque, improving from 21-33 (10-20 MW) in 2022 to 26-25 (13-17 MW) in 2023 to 28-26 (17-13 MW) in 2024.

- Brown coached the Bison to 40-win seasons in 2012 and 2021.

- In Brown's second season at UNM, the Lobos improved to 26-25 from 21-33 the year prior, with the highest team batting average since 2013 (.328) and lowest team ERA since 2016 (5.95). They finished 28-26 on the season (28-24 in regular-season games) the following season in 2024.

- In 16 seasons as a D-I Head Coach, Brown has finished the season above .400 13 times and above .500 seven times – the only three seasons in which he's finished below .400 were his first two years in Fargo (2008, 2009) and his first season in Albuquerque (2022).

YOUR 2025 LOBOS ROSTER

- UNM's 2025 roster includes 13 returning players with 17 newcomers – the Lobos return seven position players who appeared in at least 20 games in 2024 while losing seven.

- Of the Lobos' newcomers, five are freshmen and 12 are transfers – nine transfers are from junior colleges and three from four-year institutions.

- 30 players are upperclassmen – 15 seniors and 15 juniors – the most upperclassmen Brown has had on a roster in Albuquerque.

SETON HALL ALL-TIME SERIES

Series Record: 0-1

Home: 0-0; Away: 0-0; Neutral: 0-1

| | | |
|---------|----------------|---------|
| 3/11/99 | Fresno, Calif. | L, 4-10 |
|---------|----------------|---------|

POSITION-BY-POSITION BREAKDOWN

THE OUTFIELD

The Lobos have the best possible problem on their hands in the outfield, with three returning starters in Khalil Walker, Tye Wood and Will Asby as well as 2023 NJCAA All-American transfer Jordy Oriach (Frank Phillips College) in the mix to compete for a spot.

In 2024, Walker led the MW in batting average (.391) and on-base percentage (.490) – ranking 20th and 43rd in the nation in those categories – with the lowest strikeout-to-walk ratio (30 BB/24 SO) among conference players in his first season as a Lobo. Asby ranked second in the league in runs scored (59), eighth in slugging (.601) and ninth in total hits (71), breaking the program record for single-season grand slams with four – he needs just one more to match Mark Wulfert's career record of five.

They're joined in the outfield by a productive switch-hitter in Wood (51 starts in 2024), who ranked 44th in the nation in on-base percentage (.488) and stole 20 bases last season, the second-most in the league and most by a Lobo in a single season since Josh Melendez in 2012 (23).

THE INFIELD

First and foremost, the Lobos look to replace three crucial middle infielders that soaked up most of the reps at shortstop and second in 2024 – Chase Weissenborn, Devon Dixon and Konner Kinkade. After both splitting time at the hot corner last season, junior Akili Carris (.301 average, 30 GS) looks to slot in at third full-time with senior Josh McAlister (.287 average, 10 XBH, 25 GS) moving back to second base, where he played over two seasons at Ohio State (2021-22). Luke Mansy (14 GP/7 GS) and juco transfer Karsen Waslefsky (South Mountain CC) also look to get significant reps up the middle, with utility transfer Elias Fiddler (Utah) as another option with D-I experience. Cooper Brass – who redshirted last season as a true freshman – and freshman Shane Miller are also both in the mix for reps up the middle in their collegiate debut seasons.

With the graduation of Reed Spennath – who started 89 of 104 games at first base for UNM the past two seasons – UNM has two sluggers that could feasibly move into the starting spot in Ethan Ott (.553 slugging, 23 RBI in 30 games in 2024) and Gene Trujillo (.630 slugging, 13 RBI in 25 games). Both showed plenty of power at the DH spot in 2024, combining for eight homers and 10 doubles even with limited AB's.

CATCHERS

UNM relied on two fifth-year catchers in 2024, and there's a three-way competition for who will get the most reps behind the dish in '25. Ironically, Caleb Herd – a junior who played his true freshman season at UNM in 2023 before transferring to Pima CC and returning to UNM this fall – is the only catcher on roster who's appeared in a collegiate game for the Lobos. But junior transfer Brodey Williams (McLennan CC) and 2024 greysuit Luke Banister are both in the mix to become key pieces.

PITCHING STAFF

In '24, the Lobos' pitching staff posted a 7.71 team ERA after losing all three weekend starters from 2023 to the draft or graduation – with 10 newcomers and 32 games at elevation in New Mexico, UNM's arms had significantly improved by the end of the season, posting a 5.17 ERA over the Lobos' final 10 games and a 5.98 over their last 20.

BY POSITION

FIRST BASE (2): Ott, Trujillo
INFIELD (5): Brass, Carris, Mansy, McAlister, Miller, Neil
OUTFIELD (5): Asby, Walker, Ward, Oriach, Wood
CATCHER (3): Banister, Herd, Williams
RHP (18): Alvarez, Baker-Livingston, Barnhouse, Bell, Castillo, Mogen, Lopez, Lehmbeck, Origer, Pengelly, Cunningham, Wiseman, White, Sullivan, Messmore, Lavigne, McBroom
LHP (6): Cornelius, Romero, Still, Monteforte, Purser, Barnhouse
UTL (1): Fiddler

BY CLASS

TRUE FRESHMEN (5): Bell, Lavigne, Miller, Origer, Sullivan
REDSHIRT FRESHMEN (2): Brass, Mogen
SOPHOMORES (3): Castillo, Lehmbeck, Trujillo
JUNIORS (15): Alvarez, Baker-Livingston, Carris, Cunningham, Fiddler, Mansy, Messmore, Monteforte, Oriach, Pengelly, Ward, Waslefsky, White, Williams, Wiseman
SENIORS (15): Asby, Banister, Barnhouse, Cornelius, Lopez, McAlister, McBroom, Neil, Ott, Pengelly, Purser, Romero, Still, Walker, Wood

In the process, they struck out 394 in total – the most in a single season in Brown's tenure and seventh-most in a single season in program history. This year's returning arms produced 233 of those punchouts.

This year, all three projected weekend starters are senior returners that all got significant reps in 2024 in RHP Dayne Pengelly (11 GS, 50 IP), RHP David Lopez (11 GS, 65.1 IP) and LHP Daxton Purser (7 GS, 35 IP).

From D1Baseball: "The highlight of the fall practice sessions had to be the performance of the three projected starting weekend pitchers: righthanders Dayne Pengelly and David Lopez and lefthander Daxton Purser. The three seniors offer a lot of experience and combined for 30 of last year's 54 starts. Pengelly can hit 95 on the guns and though he had some peaks and valleys last year (4-5, 7.63), the coaches say he can flash "unicorn-level stuff" when he is on. His power slider is his go-to pitch when he needs a big out. Lopez also posted some lofty numbers (4-2, 7.71) but his low-90s fastball has good life and his four-pitch mix (fastball, curveball, slider, splitter) has shown good improvement over the course of the offseason. Purser came out of high school as the No. 2-ranked lefthanded pitcher in the state of Utah and held opposing batters to a .245 average last season, which was the best of all the regular Lobo pitchers. He did not allow an earned run in his final three appearances."

Four other pitchers that saw crucial innings as midweek starters and/or trusty relievers also return – Brian McBroom (95.1 IP in 59 app. at UNM), Josh Barnhouse

BY STATE

Arizona (9): Brass, Waslefsky, Miller, Alvarez, Mogen, Still, Lehmbeck, Bell, Herd
California (4): McBroom, Asby, Mansy, Neil
New Mexico (8): White, Cornelius, Romero, Carris, Castillo, Pengelly, Ward, Trujillo
Texas (8): Walker, Origer, Baker-Livingston, Lopez, Banister, Williams, Wiseman, Barnhouse
Colorado (2): Monteforte, Fiddler
Illinois (1): McAlister
Kansas (1): Wood
Massachusetts (1): Oriach
Florida (1): Messmore
Utah (1): Purser
Virginia (1): Ott
Quebec, Canada (1): Lavigne

BREAKDOWN

| | |
|-----------------------------|-----------------|
| Returners | 23 |
| Newcomers | 17 |
| POSITION PLAYERS | |
| Starters Returning | 5 |
| Starters Lost | 4 |
| Lettermen Returning | 8 |
| Lettermen Lost | 8 |
| Newcomers | 7 (6 TR, 1 FR) |
| PITCHERS | |
| Pitchers Returning | 11 |
| Pitchers Lost | 5 |
| Starters Returning | 2/3 |
| Returners w/ 1+ GS in '24 | 7 |
| Returners w/ 5+ App. in '24 | 7 |
| Returners w/ 1+ App. in '24 | 10 |
| Newcomers | 10 (6 TR, 4 FR) |

(18 app. 35.1 IP in 2024), Ryan Castillo (10 app., 20.1 IP in 2024) and Ben Baker-Livingston (52.2 IP in 24 app. at UNM) – with six transfer juniors and four freshmen joining them.

From D1Baseball: "The bullpen has some interesting pieces and timely additions. Righthander Ryan Castillo exceeded expectations as a freshman last season and looks to improve on his 1-2, 11.57 numbers. The coaches say he showed flashes of "next-level strike throwing" in the fall sessions. Castillo could also figure into a starting role this coming spring. Two transfers who will play key roles this season are lefty Matthew Cornelius (12 appearances at Arizona State, 3-0, 10.80) and righty Jack Messmore (13 starts at Delaware State, 2-4, 6.47), who both have key D1 experience. Another southpaw who will play a big role in the bullpen plans will be JC transfer Presley Monteforte, who uses a ton of deception in his offspeed offerings, which makes his 87-89 fastball play way up."

MOUNTAIN WEST PREVIEW

Top returning players – 2024 stats, unless noted

AIR FORCE (27-28, 18-12 MW)

Starters R/L: 2/5 Letterwinners R/L: 0/9
Pitchers R/L: 12/6 Newcomers: 16

Top Returning Players

| Player, Pos., Yr. | Avg. | R | H | 2B | 3B | HR | RBI |
|----------------------------|------|----|----|----|----|----|-----|
| Chase Spencer, OF/RHP, Sr. | .326 | 48 | 70 | 11 | 4 | 6 | 32 |
| Walker Zapp, C, Jr. | .244 | 27 | 38 | 9 | 1 | 4 | 24 |

Top Returning Pitchers

| Starting Pitcher, Yr. | ERA | APP | IP | W-L | SV | BB | K |
|-----------------------|------|-----|------|-----|----|----|----|
| Dylan Rogers, Sr. | 7.49 | 16 | 57.2 | 5-5 | 0 | 15 | 50 |

| Relief Pitcher, Yr. | ERA | APP | IP | W-L | SV | BB | K |
|---------------------|------|-----|------|-----|----|----|---|
| Davis Rhyne, So. | 6.23 | 11 | 13.0 | 0-0 | 0 | 13 | 7 |

FRESNO STATE (33-29, 16-14 MW)

Starters R/L: 4/6 Letterwinners R/L: 10/9
Pitchers R/L: 8/9 Newcomers: 18

Top Returning Players

| Player, Pos., Yr. | Avg. | R | H | 2B | 3B | HR | RBI |
|--------------------------|------|----|----|----|----|----|-----|
| Eddie Saldivar, INF, Sr. | .335 | 58 | 86 | 19 | 4 | 7 | 33 |
| Murf Gray, INF, Jr. | .296 | 46 | 71 | 18 | 1 | 10 | 52 |
| Justin Stransy, C, Sr. | .304 | 24 | 34 | 8 | 0 | 3 | 23 |

Top Returning Pitchers

| Starting Pitcher, Yr. | ERA | APP | IP | W-L | SV | BB | K |
|------------------------|------|-----|------|-----|----|----|----|
| Jack Anker, Jr. | 4.35 | 11 | 49.2 | 5-1 | 0 | 10 | 44 |
| Bryce Armstrong, R-Sr. | 6.14 | 21 | 36.2 | 1-1 | 0 | 12 | 34 |

| Relief Pitcher, Yr. | ERA | APP | IP | W-L | SV | BB | K |
|-----------------------|------|-----|------|-----|----|----|----|
| Victor Arreola, R-So. | 3.07 | 23 | 41.0 | 6-2 | 0 | 15 | 48 |
| Aidan Cremarosa, Jr. | 4.22 | 22 | 42.2 | 1-1 | 3 | 15 | 42 |

NEVADA (25-26, 16-24 MW)

Starters R/L: 4/5 Letterwinners R/L: 16/18
Pitchers R/L: 7/10 Newcomers: 20

Top Returning Players

| Player, Pos., Yr. | Avg. | R | H | 2B | 3B | HR | RBI |
|--------------------------|------|----|----|----|----|----|-----|
| Jackson Waller, INF, Jr. | .357 | 29 | 45 | 11 | 0 | 4 | 24 |
| Michael Ball, INF, R-Sr. | .310 | 42 | 67 | 22 | 1 | 10 | 55 |
| Taylor Holder, OF, R-Sr. | .307 | 39 | 51 | 11 | 3 | 14 | 36 |
| Jake Harvey, C, R-So. | .304 | 36 | 45 | 8 | 0 | 5 | 23 |

Top Returning Pitchers

| Starting Pitcher, Yr. | ERA | APP | IP | W-L | SV | BB | K |
|-----------------------|------|-----|------|-----|----|----|----|
| Casey Burfield, 6Y | 5.12 | 15 | 45.2 | 4-2 | 1 | 22 | 42 |
| Peyton Fosher, Sr. | 7.19 | 14 | 61.1 | 3-6 | 0 | 26 | 47 |

| Relief Pitcher, Yr. | ERA | APP | IP | W-L | SV | BB | K |
|---------------------|------|-----|------|-----|----|----|----|
| Ethan O'Neal, R-Sr. | 3.93 | 21 | 36.2 | 3-2 | 5 | 16 | 42 |

NEW MEXICO (28-26, 17-13 MW)

Starters R/L: 7/7 Letterwinners R/L: 23/15
Pitchers R/L: 10/8 Newcomers: 17

Top Returning Players

| Player, Pos., Yr. | Avg. | R | H | 2B | 3B | HR | RBI |
|-------------------------------|------|----|----|----|----|----|-----|
| #4 Tye Wood, OF, Sr. | .325 | 44 | 52 | 8 | 4 | 3 | 32 |
| #12 Will Asby, OF, Sr. | .333 | 59 | 71 | 17 | 2 | 12 | 59 |
| #14 Akili Carris, INF, Jr. | .301 | 21 | 34 | 9 | 0 | 0 | 27 |
| #15 Khalil Walker, OF, Sr. | .391 | 44 | 63 | 11 | 0 | 3 | 19 |
| #43 Gene Trujillo, 1B/DH, So. | .304 | 13 | 14 | 3 | 0 | 4 | 13 |
| #47 Ethan Ott, 1B/DH, Sr. | .329 | 18 | 28 | 7 | 0 | 4 | 23 |

Top Returning Pitchers

| Starting Pitcher, Yr. | ERA | APP | IP | W-L | SV | BB | K |
|------------------------------|------|-----|------|-----|----|----|----|
| #6 Brian McBroom, RHP, Sr. | 9.19 | 17 | 15.2 | 1-0 | 3 | 8 | 11 |
| #27 David Lopez, RHP, Sr. | 7.71 | 14 | 65.1 | 4-2 | 0 | 28 | 45 |
| #31 Dayne Pengelly, RHP, Sr. | 7.56 | 13 | 50.0 | 4-5 | 0 | 35 | 58 |
| #33 Daxton Purser, LHP, Sr. | 5.66 | 12 | 35.0 | 1-2 | 0 | 26 | 37 |
| #34 Josh Barnhouse, RHP, Sr. | 8.92 | 18 | 35.1 | 2-3 | 1 | 17 | 34 |

SAN DIEGO STATE (17-37, 10-20 MW)

Starters R/L: 4/5 Letterwinners R/L: 18/14
Pitchers R/L: 10/7 Newcomers: 20

Top Returning Players

| Player, Pos., Yr. | Avg. | R | H | 2B | 3B | HR | RBI |
|-----------------------------|------|----|----|----|----|----|-----|
| Finley Bates, SS, So. | .292 | 35 | 64 | 14 | 0 | 3 | 11 |
| Jake Jackson, OF, So. | .276 | 30 | 45 | 10 | 2 | 2 | 35 |
| Tino Bethancourt, 1B, R-Sr. | .275 | 25 | 50 | 14 | 0 | 6 | 40 |

Top Returning Pitchers

| Starting Pitcher, Yr. | ERA | APP | IP | W-L | SV | BB | K |
|--------------------------|------|-----|------|-----|----|----|----|
| Omar Serrano, Sr. | 4.02 | 14 | 80.2 | 5-6 | 0 | 29 | 77 |
| Xavier Cardenas III, Jr. | 6.58 | 14 | 67.0 | 2-6 | 0 | 59 | 58 |

| Relief Pitcher, Yr. | ERA | APP | IP | W-L | SV | BB | K |
|---------------------|------|-----|------|-----|----|----|----|
| Aidan Russell, Jr. | 6.75 | 20 | 29.1 | 1-2 | 1 | 28 | 39 |
| Garvey Rumary, So. | 8.18 | 24 | 33.0 | 1-2 | 0 | 15 | 35 |

SAN JOSÉ STATE (24-33, 16-14 MW)

Starters R/L: 0/1 Letterwinners R/L: 6/6
Pitchers R/L: 5/1 Newcomers: 26

Top Returning Players

| Player, Pos., Yr. | Avg. | R | H | 2B | 3B | HR | RBI |
|----------------------------|------|----|----|----|----|----|-----|
| #0 Jeriah Lewis, OF, Sr-R. | .196 | 34 | 36 | 5 | 0 | 3 | 21 |
| #3 Jared Lewis, INF, So-R. | .270 | 13 | 17 | 1 | 2 | 1 | 8 |

Top Returning Pitchers

| Starting Pitcher, Yr. | ERA | APP | IP | W-L | SV | BB | K |
|----------------------------|------|-----|----|-----|----|----|----|
| #12 Nolan George, RHP, Sr. | 7.30 | 30 | 74 | 3-2 | 2 | 38 | 47 |

| Relief Pitcher, Yr. | ERA | APP | IP | W-L | SV | BB | K |
|-------------------------------|------|-----|------|-----|----|----|----|
| #14 Jesse Gutierrez, LHP, Jr. | 4.17 | 38 | 86.1 | 5-6 | 1 | 31 | 86 |

UNLV (26-26, 12-18 MW)

Starters R/L: 4/5 Letterwinners R/L: 15/20
Pitchers R/L: 9/12 Newcomers: 23

Top Returning Players

| Player, Pos., Yr. | Avg. | R | H | 2B | 3B | HR | RBI |
|-------------------------------|------|----|----|----|----|----|-----|
| #5 JP Hefft, 2B, SR | .328 | 47 | 65 | 12 | 3 | 3 | 33 |
| #3 Paul Myro IV, SS, SR | .272 | 29 | 34 | 9 | 0 | 3 | 21 |
| #7 Chase Ditmar, 3B, JR | .296 | 21 | 34 | 8 | 1 | 1 | 24 |
| #9 Brendan O'Sullivan, SS, SR | .287 | 26 | 33 | 7 | 1 | 9 | 33 |
| #1 Isaac Rodriguez, 2B, SR | .276 | 20 | 29 | 7 | 1 | 0 | 20 |

Top Returning Pitchers

| Starting Pitcher, Yr. | ERA | APP | IP | W-L | SV | BB | K |
|--------------------------|------|-----|------|------|----|----|----|
| #26 Sam Simon, RHP, SR | 6.47 | 13 | 55.2 | 13-7 | 0 | 27 | 32 |
| #2 LJ Mercurius, RHP, SO | 5.70 | 14 | 36.1 | 0-1 | 1 | 11 | 28 |
| #16 Carson Lane, RHP, SO | 7.52 | 15 | 40.2 | 0-2 | 0 | 15 | 24 |

| Relief Pitcher, Yr. | ERA | APP | IP | W-L | SV | BB | K |
|-----------------------------|------|-----|------|-----|----|----|----|
| #32 Dylan Rogers, RHP, SO | 6.31 | 14 | 25.1 | 2-1 | 1 | 14 | 12 |
| #21 Jesus Gonzalez, RHP, SR | 3.50 | 9 | 18 | 1-2 | 2 | 4 | 22 |

WASHINGTON STATE (21-32, 9-21 Pac-12)

Starters R/L: 2/7 Letterwinners R/L: 8/26
Pitchers R/L: 2/14 Newcomers: 24

Top Returning Players

| Player, Pos., Yr. | Avg. | R | H | 2B | 3B | HR | RBI |
|------------------------|------|----|----|----|----|----|-----|
| Max Hartman, OF, Jr. | .286 | 32 | 55 | 11 | 0 | 3 | 41 |
| Will Cresswell, C, Sr. | .242 | 14 | 22 | 1 | 0 | 1 | 3 |

Top Returning Pitchers

| Relief Pitcher, Yr. | ERA | APP | IP | W-L | SV | BB | K |
|-----------------------|------|-----|------|-----|----|----|----|
| Kaden Wickersham, Sr. | 5.06 | 22 | 32.0 | 2-1 | 1 | 14 | 23 |

2024 MOUNTAIN WEST STATISTICAL LEADERS

TEAM BATTING

| | g | avg | ab | r | h | 2b | 3b | hr | bb | so | sb-att |
|-----------------|----|------|-------|------|------|-----|-----|-----|------|------|---------|
| New Mexico | 52 | .323 | 1819 | 448 | 588 | 120 | 16 | 69 | 285 | 388 | 45-58 |
| UNLV | 52 | .299 | 1840 | 413 | 551 | 120 | 15 | 65 | 242 | 397 | 23-32 |
| Nevada | 51 | .294 | 1809 | 368 | 532 | 142 | 11 | 71 | 204 | 392 | 34-50 |
| Air Force | 52 | .287 | 1754 | 353 | 504 | 102 | 19 | 58 | 217 | 464 | 91-110 |
| Fresno State | 55 | .287 | 1865 | 372 | 535 | 130 | 12 | 67 | 194 | 362 | 37-52 |
| San Diego State | 54 | .268 | 1856 | 296 | 498 | 108 | 13 | 41 | 180 | 495 | 33-48 |
| San Jose State | 53 | .255 | 1832 | 326 | 468 | 90 | 21 | 68 | 226 | 496 | 13-25 |
| Totals | 18 | .288 | 12775 | 2576 | 3676 | 812 | 107 | 439 | 1548 | 2994 | 276-375 |

TEAM PITCHING

| | g | era | w | l | sv | ip | h | r | er | bb | so |
|-----------------|-----|------|-----|-----|----|--------|------|------|------|------|------|
| Fresno State | 55 | 5.68 | 29 | 26 | 10 | 475.2 | 530 | 331 | 300 | 167 | 474 |
| San Jose State | 53 | 6.19 | 22 | 30 | 8 | 462.0 | 516 | 370 | 318 | 250 | 337 |
| UNLV | 52 | 6.44 | 26 | 25 | 8 | 450.0 | 561 | 366 | 322 | 196 | 385 |
| Air Force | 52 | 6.46 | 25 | 26 | 10 | 441.2 | 538 | 360 | 317 | 189 | 347 |
| Nevada | 51 | 6.78 | 25 | 26 | 7 | 445.0 | 484 | 370 | 335 | 262 | 438 |
| San Diego State | 54 | 7.30 | 17 | 37 | 8 | 466.1 | 481 | 436 | 378 | 363 | 494 |
| New Mexico | 52 | 7.74 | 28 | 24 | 10 | 444.0 | 596 | 428 | 382 | 231 | 379 |
| Totals | 184 | 6.65 | 172 | 194 | 61 | 3184.2 | 3706 | 2661 | 2352 | 1658 | 2854 |

TEAM FIELDING

| | g | po | a | e | pct | dp | pb | sba-att |
|-----------------|-----|------|------|-----|------|-----|----|---------|
| Fresno State | 55 | 1427 | 480 | 43 | .978 | 43 | 4 | 28-38 |
| Nevada | 51 | 1335 | 476 | 50 | .973 | 41 | 6 | 68-82 |
| San Jose State | 53 | 1386 | 453 | 58 | .969 | 39 | 8 | 51-68 |
| Air Force | 52 | 1325 | 576 | 63 | .968 | 39 | 9 | 45-64 |
| New Mexico | 52 | 1332 | 500 | 61 | .968 | 50 | 4 | 60-69 |
| UNLV | 52 | 1350 | 457 | 61 | .967 | 31 | 4 | 43-54 |
| San Diego State | 54 | 1399 | 409 | 70 | .963 | 35 | 20 | 70-94 |
| Totals | 184 | 9554 | 3351 | 406 | .969 | 278 | 55 | 365-469 |

INDIVIDUAL BATTING

Min 2.5 AB/Team game

| | g | avg | ab | r | h | rbi | 2b | 3b | hr | bb |
|---------------------|----|------|-----|----|----|-----|----|----|----|----|
| WALKER, K.-NM | 48 | .390 | 154 | 42 | 60 | 19 | 11 | 0 | 3 | 30 |
| HOLLAND, J.-NM | 42 | .385 | 161 | 46 | 62 | 59 | 15 | 2 | 16 | 19 |
| KRYSZCZUK-LV | 52 | .372 | 199 | 59 | 74 | 75 | 20 | 2 | 19 | 31 |
| SCHMIDT-LV | 43 | .367 | 150 | 33 | 55 | 28 | 7 | 3 | 1 | 22 |
| Jay Thomason-AF | 52 | .366 | 202 | 68 | 74 | 52 | 14 | 5 | 19 | 30 |
| DORRAUGH, Hunter-SJ | 44 | .362 | 177 | 38 | 64 | 39 | 7 | 1 | 14 | 17 |
| SALDIVAR, Eddie-FS | 55 | .354 | 229 | 54 | 81 | 32 | 18 | 4 | 7 | 17 |
| HOPFE, Tommy-FS | 55 | .352 | 216 | 47 | 76 | 40 | 18 | 2 | 6 | 17 |
| SPENRATH, R.-NM | 52 | .350 | 203 | 54 | 71 | 50 | 18 | 4 | 14 | 39 |
| Charlie Jones-AF | 37 | .348 | 141 | 31 | 49 | 50 | 9 | 1 | 12 | 13 |
| ASBY, W.-NM | 52 | .340 | 206 | 59 | 70 | 59 | 17 | 2 | 12 | 30 |
| PEPPI, Rocco-FS | 54 | .330 | 209 | 43 | 69 | 56 | 16 | 0 | 14 | 7 |
| HEFFT-LV | 50 | .328 | 198 | 47 | 65 | 33 | 12 | 3 | 3 | 24 |
| MONTOYA, Shaun-SD | 54 | .327 | 220 | 50 | 72 | 17 | 9 | 2 | 3 | 20 |
| WOOD, T.-NM | 49 | .327 | 153 | 44 | 50 | 32 | 7 | 4 | 3 | 39 |
| Chase Spencer-AF | 52 | .325 | 203 | 45 | 66 | 31 | 11 | 4 | 5 | 26 |
| WILSON, Nolan-NV | 48 | .323 | 201 | 35 | 65 | 50 | 20 | 2 | 7 | 9 |
| CHARLES-LV | 40 | .320 | 181 | 46 | 58 | 32 | 11 | 2 | 10 | 14 |
| HIGGINS-LV | 50 | .320 | 194 | 52 | 62 | 31 | 15 | 1 | 7 | 26 |
| ACAL, Justin-NV | 45 | .314 | 169 | 35 | 53 | 26 | 20 | 1 | 5 | 15 |

INDIVIDUAL PITCHING

Min 1.0 IP/Team game

| | app | era | w-l | sv | ip | h | r | er | bb | so |
|----------------------|-----|------|-----|----|------|-----|----|----|----|-----|
| Seungmin Shim-AF | 15 | 3.31 | 7-2 | 1 | 87.0 | 88 | 40 | 32 | 22 | 81 |
| DOKTORCZYK, Jason-NV | 13 | 3.95 | 6-4 | 0 | 84.1 | 79 | 41 | 37 | 22 | 91 |
| SERRANO, Omar-SD | 14 | 4.02 | 5-6 | 0 | 80.2 | 87 | 44 | 36 | 29 | 77 |
| CATES-LV | 14 | 4.08 | 6-5 | 0 | 90.1 | 103 | 41 | 41 | 15 | 107 |
| Doyle Gehring-AF | 22 | 4.70 | 1-3 | 9 | 53.2 | 53 | 32 | 28 | 16 | 54 |
| ROSS, Ethan-SJ | 17 | 4.91 | 6-5 | 0 | 77.0 | 87 | 50 | 42 | 43 | 67 |
| RIDING, Jake-FS | 17 | 5.07 | 4-5 | 0 | 60.1 | 59 | 36 | 34 | 13 | 55 |
| DIXON, Jake-FS | 14 | 5.22 | 5-3 | 0 | 70.2 | 89 | 47 | 41 | 26 | 71 |
| BEAL, Noah-FS | 14 | 5.37 | 3-4 | 0 | 68.2 | 80 | 47 | 41 | 21 | 75 |
| THOMPSON, Micky-SJ | 14 | 5.57 | 4-4 | 0 | 76.0 | 82 | 55 | 47 | 30 | 52 |
| RUSSELL, B.-NM | 15 | 5.80 | 4-3 | 0 | 54.1 | 56 | 42 | 35 | 15 | 40 |
| Ben Weber-AF | 15 | 6.16 | 5-3 | 0 | 64.1 | 73 | 51 | 44 | 22 | 40 |
| SIMON-LV | 13 | 6.47 | 5-3 | 0 | 55.2 | 62 | 45 | 40 | 27 | 32 |
| CARDENAS, Xavier-SD | 14 | 6.58 | 2-6 | 0 | 67.0 | 62 | 53 | 49 | 59 | 58 |
| Dylan Rogers-AF | 15 | 7.11 | 5-5 | 0 | 55.2 | 77 | 47 | 44 | 14 | 48 |

HITS

| | |
|--------------------|----|
| SALDIVAR, Eddie-FS | 81 |
| HOPFE, Tommy-FS | 76 |
| Jay Thomason-AF | 74 |
| KRYSZCZUK-LV | 74 |
| MONTOYA, Shaun-SD | 72 |

RUNS SCORED

| | |
|------------------------------|----|
| Jay Thomason-AF | 68 |
| ASBY, W.-NM | 59 |
| KRYSZCZUK-LV | 59 |
| HARDY, Theo-SJ | 56 |
| 2 tied with 54 run(s) scored | |

RUNS BATTED IN

| | |
|------------------|----|
| KRYSZCZUK-LV | 75 |
| ASBY, W.-NM | 59 |
| HOLLAND, J.-NM | 59 |
| PEPPI, Rocco-FS | 56 |
| BALL, Michael-NV | 55 |

DOUBLES

| | |
|------------------|----|
| NEWTON, Ben-FS | 24 |
| BALL, Michael-NV | 22 |
| WILSON, Nolan-NV | 20 |
| ACAL, Justin-NV | 20 |
| KRYSZCZUK-LV | 20 |

TRIPLES

| | |
|-------------------------|---|
| Jay Thomason-AF | 5 |
| HAMCHUK, Robert-SJ | 5 |
| 7 tied with 4 triple(s) | |

HOME RUNS

| | |
|----------------------------|----|
| KRYSZCZUK-LV | 19 |
| Jay Thomason-AF | 19 |
| HOLLAND, J.-NM | 16 |
| 4 tied with 14 home run(s) | |

TOTAL BASES

| | |
|--------------------|-----|
| Jay Thomason-AF | 155 |
| KRYSZCZUK-LV | 155 |
| SPENRATH, R.-NM | 139 |
| HOLLAND, J.-NM | 129 |
| SALDIVAR, Eddie-FS | 128 |

STOLEN BASES

| | sb-att |
|-------------------------------|--------|
| Chase Spencer-AF | 26-32 |
| WOOD, T.-NM | 20-23 |
| Jay Thomason-AF | 14-15 |
| Aerik Joe-AF | 12-16 |
| 2 tied with 10 stolen base(s) | |

STRIKEOUTS

| | ip | so |
|----------------------|------|-----|
| CATES-LV | 90.1 | 107 |
| DOKTORCZYK, Jason-NV | 84.1 | 91 |
| Seungmin Shim-AF | 87.0 | 81 |
| SERRANO, Omar-SD | 80.2 | 77 |
| BEAL, Noah-FS | 68.2 | 75 |

2024 NCAA RANKING SUMMARY (TEAM)

| Statistic | National Rank | Conference Rank | Value | National Leader | Value | Conference Leader | Value |
|--|---------------|-----------------|-------|--|----------------|-------------------|-------|
| Base on Balls (64 ranked) | | | | Tennessee | 73 | Fresno St. | 4 |
| Batting Average (64 ranked) | | | | Grand Canyon | 0.343 | Fresno St. | 0.274 |
| Double Plays (58 ranked) | | | | Florida Florida St. North Carolina | 9 9 9 | Fresno St. | 0 |
| Double Plays Per Game (58 ranked) | | | | Army West Point | 2.50 | Fresno St. | 0.00 |
| Doubles (60 ranked) | | | | Tennessee | 24 | Fresno St. | 5 |
| Doubles Per Game (64 ranked) | | | | Oklahoma St. | 3.25 | Fresno St. | 2.50 |
| Earned Run Average (64 ranked) | | | | UC Santa Barbara | 2.12 | Fresno St. | 8.47 |
| Fielding Percentage (64 ranked) | | | | Arizona Oral Roberts | 1.000 1.000 | Fresno St. | 0.985 |
| Hit Batters (59 ranked) | | | | North Carolina | 13 | Fresno St. | 2 |
| Hit by Pitch (55 ranked) | | | | Georgia | 19 | Fresno St. | 6 |
| Hits (63 ranked) | | | | Tennessee | 128 | Fresno St. | 20 |
| Hits Allowed Per Nine Innings (64 ranked) | | | | Oregon St. | 5.73 | Fresno St. | 13.76 |
| Home Runs (54 ranked) | | | | Tennessee | 37 | Fresno St. | 1 |
| Home Runs Per Game (59 ranked) | | | | Arkansas | 3.33 | Fresno St. | 0.50 |
| On Base Percentage (64 ranked) | | | | Louisiana | 0.429 | Fresno St. | 0.357 |
| Runs (64 ranked) | | | | Tennessee | 104 | Fresno St. | 11 |
| Sacrifice Bunts (31 ranked) | | | | NC State | 9 | Fresno St. | 2 |
| Sacrifice Flies (17 ranked) | | | | Tennessee | 6 | Fresno St. | 1 |
| Scoring (64 ranked) | | | | UC Irvine | 9.8 | Fresno St. | 5.5 |
| Shutouts (3 ranked) | | | | Kentucky Texas A&M | 2 2 | | |
| Slugging Percentage (64 ranked) | | | | Tennessee | 0.639 | Fresno St. | 0.384 |
| Stolen Bases (42 ranked) | | | | Texas A&M | 20 | Fresno St. | 2 |
| Stolen Bases Per Game (51 ranked) | | | | St. John's (NY) | 2.67 | Fresno St. | 1.00 |
| Strikeout-to-Walk Ratio (64 ranked) | | | | San Diego | 7.75 | Fresno St. | 2.13 |
| Strikeouts Per Nine Innings (64 ranked) | | | | Arkansas | 13.0 | Fresno St. | 9.0 |
| Triple Plays (0 ranked) | | | | | | | |
| Triples (5 ranked) | | | | Kansas St. Tennessee | 3 3 | | |
| Triples Per Game (17 ranked) | | | | Kansas St. | 0.60 | | |
| WHIP (64 ranked) | | | | Virginia | 1.05 | Fresno St. | 2.00 |
| WL Pct (49 ranked) | | | | Tennessee | 0.833 | Fresno St. | 0.000 |
| Walks Allowed Per Nine Innings (64 ranked) | | | | San Diego | 1.29 | Fresno St. | 4.24 |

2024 NCAA RANKING SUMMARY (INDIVIDUALS)

| Statistic | Player | National Rank | Conference Rank | Value | National Leader | Value | Conference Leader | Value |
|--|--------|---------------|-----------------|-------|---|----------------------|--|----------------|
| Base on Balls (98 ranked) | | | | | Jac Caglianone, Florida | 17 | | |
| Base on Balls Per Game (130 ranked) | | | | | Rylan Galvan, Texas | 2.00 | | |
| Batting Average (249 ranked) | | | | | Luke Spillane, UC Irvine | 1.000 | Tommy Hopfe, Fresno St. | 0.444 |
| Complete Games (1 ranked) | | | | | 5 players tied | 1 | | |
| Doubles (95 ranked) | | | | | Blake Burke, Tennessee | 6 | 5 players tied | 1 |
| Doubles Per Game (95 ranked) | | | | | Zach Ehrhard, Oklahoma St. | 1.25 | 5 players tied | 0.50 |
| Earned Run Average (199 ranked) | | | | | 35 players tied | 0.00 | Noah Beal, Fresno St. | 3.00 |
| Games Started (42 ranked) | | | | | 6 players tied | 4 | Noah Beal, Fresno St. Jake Dixon, Fresno St. | 1 1 |
| Hit Batters (66 ranked) | | | | | Jamie Arnold, Florida St. | 5 | Jaykob Acosta, Fresno St. Noah Beal, Fresno St. | 1 1 |
| Hit By Pitch Per Game (147 ranked) | | | | | Benjamin Fierenzi, LIU | 1.50 | Grady Morgan, Fresno St. Eddie Saldivar, Fresno St. | 1.00 1.00 |
| Hit by Pitch (66 ranked) | | | | | Ashton Wilson, Florida | 5 | Grady Morgan, Fresno St. Eddie Saldivar, Fresno St. | 2 2 |
| Hits (150 ranked) | | | | | Blake Burke, Tennessee Dylan Dreiling, Tennessee | 21 21 | | |
| Hits Allowed Per Nine Innings (149 ranked) | | | | | Kyler Heyne, Arizona Aaron Massie, Northern Ky. Tony Pluta, Arizona | 0.00 0.00 0.00 | Noah Beal, Fresno St. | 9.00 |
| Hits Per Game (128 ranked) | | | | | RJ Austin, Vanderbilt | 3.00 | Tommy Hopfe, Fresno St. | 2.00 |
| Home Runs (82 ranked) | | | | | 4 players tied | 6 | Triston Gray, Fresno St. | 1 |
| Home Runs Per Game (119 ranked) | | | | | Gabe Swansen, Nebraska | 1.33 | Triston Gray, Fresno St. | 0.50 |
| On Base Percentage (147 ranked) | | | | | Luke Spillane, UC Irvine | 1.000 | Tommy Hopfe, Fresno St. | 0.500 |
| Pitching Appearances (83 ranked) | | | | | Kirby Connell, Tennessee | 10 | | |
| Runs (105 ranked) | | | | | Jac Caglianone, Florida Christian Moore, Tennessee | 16 16 | | |
| Runs Batted In (110 ranked) | | | | | Jaime Ferrer, Florida St. | 16 | Triston Gray, Fresno St. | 4 |
| Runs Batted In Per Game (145 ranked) | | | | | Tom Poole, DBU | 3.33 | Triston Gray, Fresno St. | 2.00 |
| Runs Per Game (146 ranked) | | | | | Chayton Krauss, DBU | 2.00 | 4 players tied | 1.00 |
| Sacrifice Bunts (19 ranked) | | | | | Luke Nixon, NC State | 4 | Michael McKernan, Fresno St. Ben Newton, Fresno St. | 1 1 |
| Sacrifice Bunts Per Game (90 ranked) | | | | | Mac Guscette, Alabama Will Tippett, South Carolina David Wiley, Wofford | 1.00 1.00 1.00 | Michael McKernan, Fresno St. Ben Newton, Fresno St. | 0.50 0.50 |
| Sacrifice Flies (6 ranked) | | | | | Dean Curley, Tennessee | 4 | Michael McKernan, Fresno St. | 1 |
| Saves (8 ranked) | | | | | 4 players tied | 3 | | |
| Slugging Percentage (249 ranked) | | | | | Matthew McGurk, LIU | 2.000 | Triston Gray, Fresno St. Tommy Hopfe, Fresno St. | 0.556 0.556 |
| Stolen Bases (47 ranked) | | | | | Travis Chestnut, Texas A&M | 6 | Justin Stransky, Fresno St. | 2 |
| Stolen Bases Per Game (137 ranked) | | | | | Justin Stransky, Fresno St. | 1.00 | Justin Stransky, Fresno St. | 1.00 |
| Strikeout-to-Walk Ratio (132 ranked) | | | | | 33 players tied | 0.00 | Noah Beal, Fresno St. Jake Riding, Fresno St. | 3.00 3.00 |
| Strikeouts (122 ranked) | | | | | Brandon Neely, Florida | 38 | Noah Beal, Fresno St. | 6 |

MISCELLANEOUS HITTING

| Multiple Hit Games | 2 | 3 | 4 | 5+ | Total |
|---------------------------|------------|-----------|----------|-----------|--------------|
| 30 SPENRATH, Reed | 18 | 4 | 2 | - | 24 |
| 12 ASBY, Will | 8 | 8 | 3 | - | 19 |
| 15 WALKER, Khalil | 13 | 3 | 1 | 1 | 18 |
| 18 HOLLAND, Jake | 10 | 6 | 1 | 1 | 18 |
| 8 KINKADE, Konner | 11 | 3 | - | - | 14 |
| 4 WOOD, Tye | 9 | 3 | - | - | 12 |
| 24 SMITH, Kyle | 6 | 1 | 1 | 1 | 9 |
| 2 WEISSENBORN, Ch | 5 | 4 | - | - | 9 |
| 14 CARRIS, Akili | 6 | 2 | - | - | 8 |
| 47 OTT, Ethan | 6 | 2 | - | - | 8 |
| 9 MCALISTER, Josh | 6 | 2 | - | - | 8 |
| 11 STEPHENS, Sean | 5 | 2 | - | - | 7 |
| 3 DIXON, Devon | 4 | 2 | - | - | 6 |
| 43 TRUJILLO, Gene | 2 | 1 | - | - | 3 |
| 26 MANSY, Luke | - | 1 | - | - | 1 |
| TEAM | 109 | 44 | 8 | 3 | 164 |

| Multiple RBI Games | 2 | 3 | 4 | 5+ | Total |
|---------------------------|-----------|-----------|-----------|-----------|--------------|
| 18 HOLLAND, Jake | 5 | 4 | - | 4 | 13 |
| 12 ASBY, Will | 6 | 1 | 3 | 3 | 13 |
| 30 SPENRATH, Reed | 6 | 4 | - | 2 | 12 |
| 4 WOOD, Tye | 8 | 1 | 1 | - | 10 |
| 8 KINKADE, Konner | 4 | 3 | 1 | - | 8 |
| 14 CARRIS, Akili | 5 | 3 | - | - | 8 |
| 11 STEPHENS, Sean | 6 | - | - | - | 6 |
| 47 OTT, Ethan | 2 | 2 | 1 | - | 5 |
| 2 WEISSENBORN, Ch | - | 3 | 2 | - | 5 |
| 3 DIXON, Devon | 3 | - | 2 | - | 5 |
| 9 MCALISTER, Josh | 1 | 2 | 1 | - | 4 |
| 43 TRUJILLO, Gene | 2 | 2 | - | - | 4 |
| 24 SMITH, Kyle | 1 | - | 1 | 2 | 4 |
| 15 WALKER, Khalil | 1 | 2 | - | - | 3 |
| 26 MANSY, Luke | 1 | - | - | - | 1 |
| TEAM | 51 | 27 | 12 | 11 | 101 |

| Hitting Streaks | Longest | Current |
|------------------------|----------------|----------------|
| 15 WALKER, Khalil | 18 | 2 |
| 4 WOOD, Tye | 12 | 5 |
| 30 SPENRATH, Reed | 10 | - |
| 18 HOLLAND, Jake | 10 | - |
| 47 OTT, Ethan | 9 | - |
| 12 ASBY, Will | 8 | 1 |
| 11 STEPHENS, Sean | 7 | - |
| 8 KINKADE, Konner | 6 | - |
| 14 CARRIS, Akili | 6 | 1 |
| 3 DIXON, Devon | 6 | - |
| 43 TRUJILLO, Gene | 5 | - |
| 2 WEISSENBORN, Ch | 4 | - |
| 9 MCALISTER, Josh | 4 | 3 |
| 24 SMITH, Kyle | 3 | - |
| 26 MANSY, Luke | 3 | - |
| 10 MUNGUIA, Austin | 1 | - |

| Reached Base Streaks | Longest | Current |
|-----------------------------|----------------|----------------|
| 30 SPENRATH, Reed | 32 | 3 |
| 18 HOLLAND, Jake | 24 | 24 |
| 4 WOOD, Tye | 18 | 18 |
| 15 WALKER, Khalil | 18 | 2 |
| 12 ASBY, Will | 16 | 1 |
| 9 MCALISTER, Josh | 14 | 3 |
| 11 STEPHENS, Sean | 12 | - |
| 3 DIXON, Devon | 11 | - |
| 8 KINKADE, Konner | 10 | 6 |
| 2 WEISSENBORN, Ch | 10 | - |
| 47 OTT, Ethan | 10 | - |
| 24 SMITH, Kyle | 7 | 3 |
| 14 CARRIS, Akili | 7 | 1 |
| 26 MANSY, Luke | 5 | - |
| 43 TRUJILLO, Gene | 5 | - |
| 10 MUNGUIA, Austin | 1 | - |

2024 NEW MEXICO GAMES SUMMARY

| | | | | | | | | | | | |
|------------------|----|----|----|----|----|----|----|----|----|----|-------|
| Score by innings | 1 | 2 | 3 | 4 | 5 | 6 | 7 | 8 | 9 | EX | Total |
| New Mexico | 29 | 49 | 63 | 53 | 41 | 66 | 71 | 38 | 42 | 2 | 454 |
| Opponents | 53 | 65 | 41 | 54 | 64 | 38 | 45 | 38 | 42 | 2 | 442 |

Record when ...

| | | | |
|----------------------|-------|----------------------|-------|
| Overall | 28-26 | After 6 leading | 23-6 |
| Conference | 17-13 | trailing | 4-20 |
| Non-Conference | 11-13 | tied | 1-0 |
| Home games | 18-10 | After 7 leading | 20-3 |
| Away games | 8-12 | trailing | 3-19 |
| Neutral site | 2-4 | tied | 0-2 |
| Day games | 22-14 | After 8 leading | 20-1 |
| Night games | 6-12 | trailing | 2-21 |
| vs Left starter | 4-7 | tied | 1-2 |
| vs Right starter | 24-19 | | |
| 1-Run games | 7-4 | Hit 0 home runs | 6-12 |
| 2-Run games | 5-3 | ... 1 home run | 5-9 |
| 5+Run games | 10-14 | ... 2+ home runs | 17-5 |
| Extra innings | 1-1 | | |
| Shutouts | 1-2 | Opponent 0 home runs | 14-5 |
| | | 1 home run | 10-7 |
| | | 2+ HRs | 4-14 |
| Scoring 0-2 runs | 0-8 | | |
| 3-5 runs | 3-6 | | |
| 6-9 runs | 11-8 | Made 0 errors | 10-5 |
| 10+ runs | 14-4 | ... 1 error | 12-10 |
| | | ... 2+ errors | 6-11 |
| Opponent 0-2 runs | 7-1 | | |
| 3-5 runs | 11-2 | Opp. made 0 errors | 11-12 |
| 6-9 runs | 8-5 | 1 error | 8-8 |
| 10+ runs | 2-18 | 2+ errors | 9-6 |
| Scored in 1st inning | 9-4 | Out-hit opponent | 21-4 |
| Opp. scored in 1st | 8-15 | Out-hit by opponent | 6-21 |
| Scores first | 13-4 | Hits are tied | 1-1 |
| Opp. scores first | 15-22 | | |

Record when team scores:

| | | | | | | | | | | | |
|------|-----|-----|-----|-----|-----|-----|-----|-----|-----|-----|------|
| Runs | 0 | 1 | 2 | 3 | 4 | 5 | 6 | 7 | 8 | 9 | 10+ |
| W-L | 0-2 | 0-3 | 0-3 | 1-3 | 1-0 | 1-3 | 5-2 | 2-2 | 1-3 | 3-1 | 14-4 |

Record when opponent scores:

| | | | | | | | | | | | |
|------|-----|-----|-----|-----|-----|-----|-----|-----|-----|-----|------|
| Runs | 0 | 1 | 2 | 3 | 4 | 5 | 6 | 7 | 8 | 9 | 10+ |
| W-L | 1-0 | 1-0 | 5-1 | 2-0 | 4-1 | 5-1 | 2-1 | 2-0 | 3-3 | 1-1 | 2-18 |

Record when leading after:

| | | | | | | | | |
|------|-----|------|------|------|------|------|------|------|
| Inn. | 1 | 2 | 3 | 4 | 5 | 6 | 7 | 8 |
| W-L | 6-1 | 10-3 | 15-7 | 15-6 | 18-6 | 23-6 | 20-3 | 20-1 |

Record when trailing after:

| | | | | | | | | |
|------|------|------|-------|------|------|------|------|------|
| Inn. | 1 | 2 | 3 | 4 | 5 | 6 | 7 | 8 |
| W-L | 6-13 | 8-19 | 10-16 | 9-18 | 8-20 | 4-20 | 3-19 | 2-21 |

Record when tied after:

| | | | | | | | | |
|------|-------|------|-----|-----|-----|-----|-----|-----|
| Inn. | 1 | 2 | 3 | 4 | 5 | 6 | 7 | 8 |
| W-L | 16-12 | 10-4 | 3-3 | 4-2 | 2-0 | 1-0 | 0-2 | 1-2 |

Current losing streak: 2

Longest winning streak: 4

Longest losing streak: 8

Home attendance : 13281 (26 dates avg = 510)

Away attendance : 22746 (26 dates avg = 874)

Total attendance: 36027 (52 dates avg = 692)

2024 BATTING LEADERS

Hitting minimums - 1 Games 1 AB 2.0 AB/Game 1 TPA 2.0 TPA/Game
Pitching minimums - 1 Games 1.0 IP/Game

| | | | | | |
|------------------------|------|-------------------------|------|--------------------------------|-------|
| Batting avg | | Slugging pct | | On base pct | |
| 1. 15 WALKER, Khalil | .391 | 1. 18 HOLLAND, Jake | .798 | 1. 15 WALKER, Khalil | .490 |
| 2. 18 HOLLAND, Jake | .381 | 2. 30 SPENRATH, Reed | .665 | 2. 4 WOOD, Tye | .488 |
| 3. 30 SPENRATH, Reed | .340 | 3. 12 ASBY, Will | .601 | 3. 30 SPENRATH, Reed | .452 |
| 4. 12 ASBY, Will | .333 | 4. 15 WALKER, Khalil | .516 | 4. 18 HOLLAND, Jake | .445 |
| 5. 4 WOOD, Tye | .325 | 5. 4 WOOD, Tye | .481 | 5. 12 ASBY, Will | .422 |
| Runs scored | | Hits | | Runs batted in | |
| 1. 12 ASBY, Will | 59 | 1. 12 ASBY, Will | 71 | 1. 18 HOLLAND, Jake | 60 |
| 2. 30 SPENRATH, Reed | 54 | 30 SPENRATH, Reed | 71 | 2. 12 ASBY, Will | 59 |
| 3. 18 HOLLAND, Jake | 47 | 3. 18 HOLLAND, Jake | 64 | 3. 30 SPENRATH, Reed | 51 |
| 4. 4 WOOD, Tye | 44 | 4. 15 WALKER, Khalil | 63 | 4. 4 WOOD, Tye | 32 |
| 15 WALKER, Khalil | 44 | 5. 4 WOOD, Tye | 52 | 5. 8 KINKADE, Konner | 31 |
| Doubles | | Triples | | Home runs | |
| 1. 30 SPENRATH, Reed | 18 | 1. 30 SPENRATH, Reed | 4 | 1. 18 HOLLAND, Jake | 17 |
| 2. 12 ASBY, Will | 17 | 4 WOOD, Tye | 4 | 2. 30 SPENRATH, Reed | 14 |
| 3. 18 HOLLAND, Jake | 15 | 3. 11 STEPHENS, Sean | 2 | 3. 12 ASBY, Will | 12 |
| 4. 15 WALKER, Khalil | 11 | 18 HOLLAND, Jake | 2 | 4. 9 MCALISTER, Josh | 6 |
| 5. 14 CARRIS, Akili | 9 | 12 ASBY, Will | 2 | 5. 2 tied at.... | 4 |
| Total bases | | Walks | | Hit by pitch | |
| 1. 30 SPENRATH, Reed | 139 | 1. 30 SPENRATH, Reed | 41 | 1. 4 WOOD, Tye | 15 |
| 2. 18 HOLLAND, Jake | 134 | 2. 4 WOOD, Tye | 39 | 2. 8 KINKADE, Konner | 9 |
| 3. 12 ASBY, Will | 128 | 3. 15 WALKER, Khalil | 30 | 24 SMITH, Kyle | 9 |
| 4. 15 WALKER, Khalil | 83 | 12 ASBY, Will | 30 | 4. 12 ASBY, Will | 7 |
| 5. 4 WOOD, Tye | 77 | 5. 3 DIXON, Devon | 27 | 5. 2 tied at..... | 5 |
| Sac bunts | | Sac flies | | Stolen bases | |
| 1. 8 KINKADE, Konner | 7 | 1. 18 HOLLAND, Jake | 7 | 1. 4 WOOD, Tye | 20 |
| 2. 15 WALKER, Khalil | 6 | 2. 12 ASBY, Will | 6 | 2. 11 STEPHENS, Sean | 9 |
| 3. 14 CARRIS, Akili | 2 | 3. 4 WOOD, Tye | 3 | 3. 30 SPENRATH, Reed | 5 |
| 9 MCALISTER, Josh | 2 | 8 KINKADE, Konner | 3 | 4. 9 MCALISTER, Josh | 3 |
| 5. 3 tied at.... | 1 | 5. 14 CARRIS, Akili | 2 | 5. 2 tied at..... | 2 |
| Caught stealing | | Steal attempts | | Stolen base pct | |
| 1. 11 STEPHENS, Sean | 5 | 1. 4 WOOD, Tye | 24 | 1. 30 SPENRATH, Reed | 1.000 |
| 2. 4 WOOD, Tye | 4 | 2. 11 STEPHENS, Sean | 14 | 8 KINKADE, Konner | 1.000 |
| 3. 15 WALKER, Khalil | 3 | 3. 30 SPENRATH, Reed | 5 | 3 DIXON, Devon | 1.000 |
| 4. 12 ASBY, Will | 1 | 15 WALKER, Khalil | 5 | 14 CARRIS, Akili | 1.000 |
| 24 SMITH, Kyle | 1 | 5. 2 tied at..... | 3 | 5. 4 WOOD, Tye | .833 |
| Strikeouts | | Grounded into DP | | Total plate appearances | |
| 1. 30 SPENRATH, Reed | 60 | 1. 3 DIXON, Devon | 6 | 1. 12 ASBY, Will | 257 |
| 2. 4 WOOD, Tye | 40 | 18 HOLLAND, Jake | 6 | 2. 30 SPENRATH, Reed | 252 |
| 3. 3 DIXON, Devon | 34 | 3. 4 WOOD, Tye | 5 | 3. 4 WOOD, Tye | 217 |
| 4. 9 MCALISTER, Josh | 31 | 4. 24 SMITH, Kyle | 4 | 4. 15 WALKER, Khalil | 200 |
| 5. 18 HOLLAND, Jake | 30 | 8 KINKADE, Konner | 4 | 18 HOLLAND, Jake | 200 |
| At bats | | Games played | | Game starts | |
| 1. 12 ASBY, Will | 213 | 1. 30 SPENRATH, Reed | 54 | 1. 30 SPENRATH, Reed | 53 |
| 2. 30 SPENRATH, Reed | 209 | 12 ASBY, Will | 54 | 2. 12 ASBY, Will | 52 |
| 3. 18 HOLLAND, Jake | 168 | 3. 4 WOOD, Tye | 51 | 3. 4 WOOD, Tye | 49 |
| 4. 15 WALKER, Khalil | 161 | 4. 15 WALKER, Khalil | 50 | 4. 18 HOLLAND, Jake | 43 |
| 5. 4 WOOD, Tye | 160 | 3 DIXON, Devon | 50 | 15 WALKER, Khalil | 43 |
| Games as sub | | | | | |
| 1. 11 STEPHENS, Sean | 18 | | | | |
| 2. 43 TRUJILLO, Gene | 17 | | | | |
| 3. 3 DIXON, Devon | 12 | | | | |
| 4. 24 SMITH, Kyle | 9 | | | | |
| 5. 8 KINKADE, Konner | 8 | | | | |

2024 PITCHING LEADERS

Hitting minimums - 1 Games 1 AB 2.0 AB/Game 1 TPA 2.0 TPA/Game
Pitching minimums - 1 Games 1.0 IP/Game

| | | | | | |
|-------------------------------|------|----------------------------|------|-------------------------------|------|
| Earned run avg | | Opposing bat avg | | Won-loss pct | |
| 1. 13 RUSSELL, Brett | 5.87 | 1. 13 RUSSELL, Brett | .253 | 1. 27 LOPEZ, David | .667 |
| 2. 27 LOPEZ, David | 7.71 | 2. 27 LOPEZ, David | .332 | 2. 13 RUSSELL, Brett | .500 |
| Wins | | Losses | | Saves | |
| 1. 35 STEINKAMP, Arthur | 4 | 1. 31 PENGELLY, Dayne | 5 | 1. 6 MCBROOM, Brian | 3 |
| 27 LOPEZ, David | 4 | 23 JACKSON, Jaren | 5 | 40 BANNISTER, Wil | 3 |
| 13 RUSSELL, Brett | 4 | 3. 13 RUSSELL, Brett | 4 | 3. 4 tied at..... | 1 |
| 31 PENGELLY, Dayne | 4 | 4. 39 CASTILLO, Ryan | 3 | | |
| 5. 23 JACKSON, Jaren | 3 | 34 BARNHOUSE, Josh | 3 | | |
| Innings pitched | | Batters struck out | | Appearances | |
| 1. 27 LOPEZ, David | 65.1 | 1. 31 PENGELLY, Dayne | 58 | 1. 35 STEINKAMP, Arthur | 24 |
| 2. 13 RUSSELL, Brett | 61.1 | 2. 23 JACKSON, Jaren | 49 | 23 JACKSON, Jaren | 24 |
| | | 3. 13 RUSSELL, Brett | 45 | 3. 40 BANNISTER, Wil | 22 |
| | | 27 LOPEZ, David | 45 | 4. 34 BARNHOUSE, Josh | 18 |
| | | 5. 33 PURSER, Daxton | 37 | 5. 6 MCBROOM, Brian | 17 |
| Games started | | Games finished | | Games in relief | |
| 1. 27 LOPEZ, David | 11 | 1. 40 BANNISTER, Wil | 10 | 1. 35 STEINKAMP, Arthur | 24 |
| 31 PENGELLY, Dayne | 11 | 2. 23 JACKSON, Jaren | 9 | 2. 23 JACKSON, Jaren | 22 |
| 3. 13 RUSSELL, Brett | 8 | 3. 6 MCBROOM, Brian | 7 | 3. 40 BANNISTER, Wil | 17 |
| 4. 33 PURSER, Daxton | 7 | 4. 34 BARNHOUSE, Josh | 5 | 6 MCBROOM, Brian | 17 |
| 5. 40 BANNISTER, Wil | 5 | 5. 3 tied at..... | 4 | 5. 2 tied at..... | 14 |
| Wild pitches | | Balks | | Hit batters | |
| 1. 31 PENGELLY, Dayne | 11 | 1. 31 PENGELLY, Dayne | 3 | 1. 31 PENGELLY, Dayne | 8 |
| 2. 27 LOPEZ, David | 7 | 2. 33 PURSER, Daxton | 2 | 27 LOPEZ, David | 8 |
| 13 RUSSELL, Brett | 7 | 3. 6 MCBROOM, Brian | 1 | 33 PURSER, Daxton | 8 |
| 4. 40 BANNISTER, Wil | 6 | 48 NEIL, Andrew | 1 | 4. 35 STEINKAMP, Arthur | 7 |
| 23 JACKSON, Jaren | 6 | | | 23 JACKSON, Jaren | 7 |
| Intentional BB allowed | | Runners picked off | | Batters SO out looking | |
| | | 1. 34 BARNHOUSE, Josh | 1 | 1. 23 JACKSON, Jaren | 18 |
| | | 13 RUSSELL, Brett | 1 | 2. 31 PENGELLY, Dayne | 16 |
| | | 33 PURSER, Daxton | 1 | 3. 27 LOPEZ, David | 14 |
| | | 40 BANNISTER, Wil | 1 | 33 PURSER, Daxton | 14 |
| | | | | 5. 34 BARNHOUSE, Josh | 11 |
| Sac bunts allowed | | Sac flies allowed | | Hits allowed | |
| 1. 27 LOPEZ, David | 4 | 1. 34 BARNHOUSE, Josh | 5 | 1. 13 RUSSELL, Brett | 61 |
| 2. 31 PENGELLY, Dayne | 3 | 2. 23 JACKSON, Jaren | 4 | 2. 27 LOPEZ, David | 92 |
| 3. 34 BARNHOUSE, Josh | 2 | 3. 35 STEINKAMP, Arthur | 3 | | |
| 4. 3 tied at..... | 1 | 40 BANNISTER, Wil | 3 | | |
| | | 27 LOPEZ, David | 3 | | |
| Runs allowed | | Earned runs allowed | | Walks allowed | |
| 1. 13 RUSSELL, Brett | 47 | 1. 13 RUSSELL, Brett | 40 | 1. 13 RUSSELL, Brett | 17 |
| 2. 27 LOPEZ, David | 63 | 2. 27 LOPEZ, David | 56 | 2. 27 LOPEZ, David | 28 |
| Doubles allowed | | Triples allowed | | Home runs allowed | |
| 1. 13 RUSSELL, Brett | 15 | 1. 27 LOPEZ, David | 1 | 1. 27 LOPEZ, David | 8 |
| 2. 27 LOPEZ, David | 23 | 2. 13 RUSSELL, Brett | 2 | 2. 13 RUSSELL, Brett | 10 |

2024 FIELDING LEADERS

| Fielding pct | | Chances | | Putouts | |
|-------------------------|-------|-------------------------|-----|-------------------------|-----|
| 1. 26 MANSY, Luke | 1.000 | 1. 30 SPENRATH, Reed | 479 | 1. 30 SPENRATH, Reed | 451 |
| 47 OTT, Ethan | 1.000 | 2. 18 HOLLAND, Jake | 318 | 2. 18 HOLLAND, Jake | 284 |
| 43 TRUJILLO, Gene | 1.000 | 3. 3 DIXON, Devon | 192 | 3. 15 WALKER, Khalil | 104 |
| 48 NEIL, Andrew | 1.000 | 4. 8 KINKADE, Konner | 188 | 4. 12 ASBY, Will | 97 |
| 5. 18 HOLLAND, Jake | .994 | 5. 2 WEISSENBORN, Chase | 116 | 5. 24 SMITH, Kyle | 94 |
| Assists | | Errors | | Fielding double plays | |
| 1. 3 DIXON, Devon | 125 | 1. 9 MCALISTER, Josh | 10 | 1. 30 SPENRATH, Reed | 49 |
| 2. 8 KINKADE, Konner | 110 | 2. 3 DIXON, Devon | 9 | 2. 3 DIXON, Devon | 30 |
| 3. 2 WEISSENBORN, Chase | 82 | 3. 4 tied at..... | 5 | 3. 8 KINKADE, Konner | 27 |
| 4. 14 CARRIS, Akili | 43 | | | 4. 2 WEISSENBORN, Chase | 26 |
| 5. 9 MCALISTER, Josh | 39 | | | 5. 9 MCALISTER, Josh | 5 |
| Stolen bases against | | Caught stealing by | | Steal attempts against | |
| 1. 18 HOLLAND, Jake | 38 | 1. 18 HOLLAND, Jake | 7 | 1. 18 HOLLAND, Jake | 45 |
| 2. 24 SMITH, Kyle | 22 | 2. 33 PURSER, Daxton | 4 | 2. 24 SMITH, Kyle | 22 |
| 3. 13 RUSSELL, Brett | 11 | 3. 6 tied at..... | 1 | 3. 13 RUSSELL, Brett | 12 |
| 4. 31 PENGELLY, Dayne | 8 | | | 4. 33 PURSER, Daxton | 9 |
| 5. 27 LOPEZ, David | 7 | | | 31 PENGELLY, Dayne | 9 |
| Passed balls | | Catchers interference | | | |
| 1. 18 HOLLAND, Jake | 3 | | | | |
| 2. 24 SMITH, Kyle | 1 | | | | |

2024 STARTERS SUMMARY

| Player | GS | Position | | | | | | | | | | | Batting Order | | | | | | | | | | |
|-------------------|----|----------|----|----|----|----|----|----|----|----|----|----|---------------|-----|-----|-----|-----|-----|-----|-----|-----|----|----|
| | | p | c | 1b | 2b | 3b | ss | lf | cf | rf | of | dh | 1st | 2nd | 3rd | 4th | 5th | 6th | 7th | 8th | 9th | | |
| 30 SPENRATH, Re | 53 | . | . | 53 | . | . | . | . | . | . | . | . | . | . | . | . | 44 | 6 | 2 | 1 | . | . | |
| 12 ASBY, Will | 52 | . | . | . | . | . | . | . | . | 48 | . | 4 | . | . | . | . | 41 | 8 | 2 | . | 1 | . | |
| 4 WOOD, Tye | 49 | . | . | . | . | . | . | 42 | . | 6 | . | 1 | . | . | . | . | 2 | . | . | 9 | 32 | 6 | |
| 15 WALKER, Khalil | 43 | . | . | . | . | . | 10 | 33 | . | . | . | . | . | . | . | . | 16 | . | . | . | . | 2 | 25 |
| 18 HOLLAND, Jak | 43 | . | 41 | . | . | . | . | . | . | . | . | 2 | . | . | . | . | . | 39 | . | 2 | 2 | . | . |
| 8 KINKADE, Konn | 39 | . | . | . | 37 | . | 2 | . | . | . | . | . | . | . | . | . | 30 | 3 | . | . | . | 3 | 1 |
| 3 DIXON, Devon | 38 | . | . | . | 10 | 2 | 26 | . | . | . | . | . | . | . | . | . | . | . | . | 4 | 12 | 21 | 1 |
| 14 CARRIS, Akili | 30 | . | . | . | . | 30 | . | . | . | . | . | . | . | . | . | . | . | . | . | . | 16 | 10 | 4 |
| 2 WEISSENBORN | 28 | . | . | . | . | . | 28 | . | . | . | . | . | . | . | . | . | . | 1 | . | . | . | 1 | 19 |
| 24 SMITH, Kyle | 27 | . | 13 | . | . | . | . | . | . | . | . | . | 14 | . | . | . | 2 | 1 | 4 | 2 | 16 | 1 | 1 |
| 9 MCALISTER, Jo | 25 | . | . | . | 4 | 21 | . | . | . | . | . | . | . | . | . | . | . | . | . | 3 | 7 | 14 | 1 |
| 47 OTT, Ethan | 23 | . | . | 1 | . | . | . | . | . | . | . | . | . | 22 | . | . | . | 2 | 6 | 15 | . | . | . |
| 11 STEPHENS, Se | 21 | . | . | . | . | . | . | . | 21 | . | . | . | . | . | . | . | 6 | 1 | . | . | . | . | 14 |
| 31 PENGELLY, Da | 11 | 11 | . | . | . | . | . | . | . | . | . | . | . | . | . | . | . | . | . | . | . | . | . |
| 27 LOPEZ, David | 11 | 11 | . | . | . | . | . | . | . | . | . | . | . | . | . | . | . | . | . | . | . | . | . |
| 13 RUSSELL, Bret | 8 | 8 | . | . | . | . | . | . | . | . | . | . | . | . | . | . | . | . | . | . | . | . | . |
| 43 TRUJILLO, Gen | 8 | . | . | . | . | . | . | . | . | . | . | . | 8 | . | . | . | . | 1 | . | 2 | 5 | . | . |
| 33 PURSER, Daxt | 7 | 7 | . | . | . | . | . | . | . | . | . | . | . | . | . | . | . | . | . | . | . | . | . |
| 26 MANSY, Luke | 7 | . | . | . | 3 | 1 | . | . | . | . | . | . | 3 | . | . | . | . | 5 | . | . | 1 | . | 1 |
| 40 BANNISTER, W | 5 | 5 | . | . | . | . | . | . | . | . | . | . | . | . | . | . | . | . | . | . | . | . | . |
| 34 BARNHOUSE, J | 4 | 4 | . | . | . | . | . | . | . | . | . | . | . | . | . | . | . | . | . | . | . | . | . |
| 22 BAKER-LIVING | 2 | 2 | . | . | . | . | . | . | . | . | . | . | . | . | . | . | . | . | . | . | . | . | . |
| 23 JACKSON, Jare | 2 | 2 | . | . | . | . | . | . | . | . | . | . | . | . | . | . | . | . | . | . | . | . | . |
| 39 CASTILLO, Rya | 2 | 2 | . | . | . | . | . | . | . | . | . | . | . | . | . | . | . | . | . | . | . | . | . |
| 48 NEIL, Andrew | 1 | 1 | . | . | . | . | . | . | . | . | . | . | . | . | . | . | . | . | . | . | . | . | . |
| 29 HARDY, Wyatt | 1 | 1 | . | . | . | . | . | . | . | . | . | . | . | . | . | . | . | . | . | . | . | . | . |

2024 TEAM SINGLE-GAME HIGHS

Batting

| | | | |
|------------------|----|---|--------------------------------------|
| At bats: | 50 | - | vs UNLV (Mar 09, 2024) |
| Runs scored: | 31 | - | vs UNLV (Mar 09, 2024) |
| Hits: | 29 | - | vs UNLV (Mar 09, 2024) |
| RBIs: | 28 | - | vs UNLV (Mar 09, 2024) |
| Doubles: | 6 | - | vs Hofstra (Mar 01, 2024) |
| | 6 | - | vs UNLV (Mar 09, 2024) |
| | 6 | - | vs Sam Houston (Apr 05, 2024) |
| Triples: | 2 | - | at Nevada (Mar 16, 2024) |
| Home runs: | 4 | - | vs Hofstra (Mar 02, 2024) |
| | 4 | - | vs San Jose State (Mar 23, 2024) |
| | 4 | - | at Texas Tech (Apr 23, 2024) |
| Total bases: | 39 | - | vs UNLV (Mar 09, 2024) |
| Walks: | 17 | - | vs Hofstra (Mar 02, 2024) |
| Strikeouts: | 14 | - | at Arizona State (Mar 12, 2024) |
| | 14 | - | at UNLV (May 03, 2024) |
| Sac hits: | 2 | - | at Nevada (Mar 16, 2024) |
| | 2 | - | vs Fresno State (Apr 14, 2024) |
| | 2 | - | at Air Force (Apr 21, 2024) |
| Sac flies: | 3 | - | vs UNLV (Mar 09, 2024) |
| Stolen bases: | 4 | - | vs Texas Tech (Mar 05, 2024) |
| Hit by pitch: | 4 | - | vs South Dakota State (Feb 24, 2024) |
| | 4 | - | vs Hofstra (Mar 02, 2024) |
| | 4 | - | vs UNLV (Mar 09, 2024) |
| Caught stealing: | 1 | - | (14 times) |
| Runners LOB: | 16 | - | vs South Dakota State (Feb 23, 2024) |
| | 16 | - | vs UNLV (Mar 09, 2024) |
| Hit into DP: | 3 | - | vs South Dakota State (Feb 24, 2024) |
| | 3 | - | at San Jose State (May 18, 2024) |

Fielding

| | | | |
|---------------|----|---|--------------------------------------|
| Putouts: | 33 | - | at San Jose State (May 18, 2024) |
| Assists: | 18 | - | vs Nevada (May 11, 2024) |
| Errors: | 4 | - | vs Sam Houston (Apr 07, 2024) |
| Passed balls: | 1 | - | (4 times) |
| DPs turned: | 4 | - | vs South Dakota State (Feb 24, 2024) |
| | 4 | - | vs San Jose State (Mar 22, 2024) |

Pitching

| | | | |
|------------------|------|---|---|
| Innings pitched: | 11.0 | - | at San Jose State (May 18, 2024) |
| Runs allowed: | 23 | - | vs Sam Houston (Apr 05, 2024) |
| | 23 | - | vs Fresno State (Apr 13, 2024) |
| Earned runs: | 23 | - | vs Fresno State (Apr 13, 2024) |
| Walks allowed: | 10 | - | vs Sam Houston (Apr 05, 2024) |
| | 10 | - | vs Sam Houston (Apr 07, 2024) |
| | 10 | - | at Air Force (Apr 19, 2024) |
| Strikeouts: | 14 | - | vs South Dakota State (Feb 22, 2024) |
| | 14 | - | vs Nevada (May 10, 2024) |
| Hits allowed: | 26 | - | vs Fresno State (Apr 13, 2024) |
| Doubles allowed: | 6 | - | (4 times) |
| Triples allowed: | 3 | - | vs Sam Houston (Apr 07, 2024) |
| Homers allowed: | 7 | - | vs Oregon State (Feb 16, 2024 at Surprise, Ariz.) |
| Wild pitches: | 4 | - | vs UNLV (Mar 09, 2024) |
| Hit batters: | 4 | - | vs Minnesota (Feb 18, 2024 at Surprise, Ariz.) |
| | 4 | - | vs Texas Tech (Mar 05, 2024) |
| | 4 | - | vs San Jose State (Mar 22, 2024) |

2024 INDIVIDUAL SINGLE-GAME HIGHS

Batting

| | | | |
|------------------|----|---|--|
| At bats: | 7 | - | MCALISTER, Josh vs Hofstra (Mar 02, 2024) |
| | 7 | - | SMITH, Kyle vs UNLV (Mar 09, 2024) |
| Runs scored: | 5 | - | WALKER, Khalil vs UNLV (Mar 09, 2024) |
| Hits: | 5 | - | WALKER, Khalil vs UNLV (Mar 09, 2024) |
| | 5 | - | SMITH, Kyle vs UNLV (Mar 09, 2024) |
| | 5 | - | HOLLAND, Jake vs Fresno State (Apr 13, 2024) |
| RBI: | 9 | - | ASBY, Will vs UNLV (Mar 09, 2024) |
| | 9 | - | SPENRATH, Reed vs Nevada (May 10, 2024) |
| Doubles: | 3 | - | SPENRATH, Reed vs Hofstra (Mar 01, 2024) |
| | 3 | - | ASBY, Will vs UNLV (Mar 09, 2024) |
| | 3 | - | HOLLAND, Jake at Nevada (Mar 17, 2024) |
| Triples: | 2 | - | SPENRATH, Reed at Nevada (Mar 16, 2024) |
| Home runs: | 3 | - | SPENRATH, Reed vs Nevada (May 10, 2024) |
| Total bases: | 12 | - | SPENRATH, Reed vs Nevada (May 10, 2024) |
| Walks: | 4 | - | SPENRATH, Reed vs Hofstra (Mar 02, 2024) |
| Strikeouts: | 3 | - | (21 times) |
| Sac hits: | 2 | - | WALKER, Khalil at Nevada (Mar 16, 2024) |
| Sac flies: | 1 | - | (28 times) |
| Stolen bases: | 3 | - | STEPHENS, Sean vs Hofstra (Mar 01, 2024) |
| | 3 | - | WOOD, Tye vs Nevada (May 10, 2024) |
| Hit by pitch: | 2 | - | KINKADE, Konner vs UNLV (Mar 09, 2024) |
| | 2 | - | STEPHENS, Sean vs San Jose State (Mar 23, 2024) |
| | 2 | - | SMITH, Kyle vs Fresno State (Apr 13, 2024) |
| Caught stealing: | 1 | - | (14 times) |
| Runners LOB: | 7 | - | SMITH, Kyle vs CSU Bakersfield (Feb 19, 2024 at Surprise, Ariz.) |

Fielding

| | | | |
|---------------|----|---|--|
| Putouts: | 18 | - | SPENRATH, Reed vs Nevada (May 11, 2024) |
| Assists: | 9 | - | DIXON, Devon vs Fresno State (Apr 12, 2024) |
| Errors: | 2 | - | MCALISTER, Josh at San Diego State (03-29-24) |
| | 2 | - | DIXON, Devon at Air Force (Apr 19, 2024) |
| | 2 | - | MCALISTER, Josh at New Mexico State (Apr 30, 2024) |
| Passed balls: | 1 | - | (4 times) |

Pitching

| | | | |
|------------------|-----|---|--|
| Innings pitched: | 7.0 | - | (6 times) |
| Runs allowed: | 12 | - | PENGELLY, Dayne vs Sam Houston (Apr 05, 2024) |
| Earned runs: | 9 | - | LOPEZ, David at Air Force (Apr 21, 2024) |
| Walks allowed: | 5 | - | PURSER, Daxton vs Sam Houston (Apr 07, 2024) |
| | 5 | - | PENGELLY, Dayne at Air Force (Apr 19, 2024) |
| Strikeouts: | 12 | - | PENGELLY, Dayne vs Nevada (May 10, 2024) |
| Hits allowed: | 11 | - | LOPEZ, David vs South Dakota State (Feb 23, 2024) |
| | 11 | - | PENGELLY, Dayne vs Sam Houston (Apr 05, 2024) |
| Doubles allowed: | 4 | - | LOPEZ, David vs South Dakota State (Feb 23, 2024) |
| | 4 | - | PENGELLY, Dayne vs Sam Houston (Apr 05, 2024) |
| Triples allowed: | 2 | - | BANNISTER, Wil vs South Dakota State (Feb 24, 2024) |
| Homers allowed: | 4 | - | JACKSON, Jaren vs Oregon State (Feb 16, 2024 at Surprise, Ariz.) |
| | 4 | - | JACKSON, Jaren vs South Dakota State (Feb 22, 2024) |
| Wild pitches: | 3 | - | PENGELLY, Dayne vs Hofstra (Mar 03, 2024) |
| | 3 | - | RUSSELL, Brett vs UNLV (Mar 09, 2024) |
| Hit batters: | 3 | - | PENGELLY, Dayne vs Minnesota (Feb 18, 2024 at Surprise, Ariz.) |
| | 3 | - | RUSSELL, Brett at Air Force (Apr 21, 2024) |

2024 GAME BY GAME (BATTING)

| Date | Opponent | ab | r | h | rbi | 2b | 3b | hr | tb | bb | ibb | sb | cs | hbp | sac | sf | qdp | k | po | a | e | lob | avg |
|-----------|---------------------|------|-----|-----|-----|-----|----|----|-----|-----|-----|----|----|-----|-----|----|-----|-----|------|-----|----|-----|------|
| Feb 16 | vs Oregon State | 38 | 6 | 10 | 5 | 2 | 0 | 1 | 15 | 6 | 0 | 0 | 1 | 1 | 0 | 0 | 0 | 10 | 24 | 10 | 1 | 12 | .263 |
| Feb 17 | vs CSU Bakersfield | 29 | 4 | 5 | 4 | 0 | 0 | 3 | 14 | 2 | 0 | 0 | 0 | 1 | 0 | 0 | 0 | 11 | 27 | 9 | 0 | 4 | .224 |
| Feb 18 | vs Minnesota | 32 | 2 | 4 | 1 | 2 | 0 | 0 | 6 | 6 | 0 | 0 | 0 | 1 | 0 | 0 | 0 | 13 | 24 | 9 | 0 | 10 | .192 |
| Feb 19 | vs CSU Bakersfield | 29 | 6 | 9 | 6 | 1 | 0 | 0 | 10 | 11 | 0 | 2 | 1 | 0 | 1 | 0 | 2 | 8 | 27 | 9 | 0 | 11 | .219 |
| Feb 22 | SOUTH DAKOTA STAT | 35 | 5 | 8 | 5 | 2 | 1 | 0 | 12 | 5 | 0 | 1 | 0 | 0 | 0 | 1 | 0 | 11 | 27 | 6 | 1 | 9 | .221 |
| Feb 23 | SOUTH DAKOTA STAT | 41 | 12 | 16 | 11 | 4 | 1 | 0 | 22 | 10 | 1 | 1 | 0 | 0 | 0 | 1 | 0 | 2 | 27 | 10 | 3 | 16 | .255 |
| Feb 24 | SOUTH DAKOTA STAT | 35 | 9 | 12 | 6 | 2 | 1 | 0 | 16 | 6 | 0 | 1 | 0 | 1 | 1 | 1 | 1 | 5 | 27 | 10 | 1 | 10 | .268 |
| Feb 24 | SOUTH DAKOTA STAT | 29 | 13 | 15 | 13 | 4 | 0 | 2 | 25 | 7 | 0 | 2 | 1 | 4 | 0 | 0 | 3 | 3 | 21 | 2 | 0 | 9 | .295 |
| Mar 01 | HOFSTRA | 40 | 9 | 14 | 9 | 6 | 0 | 1 | 23 | 6 | 0 | 3 | 0 | 1 | 0 | 1 | 0 | 9 | 27 | 10 | 2 | 12 | .302 |
| Mar 02 | HOFSTRA | 37 | 15 | 10 | 13 | 3 | 1 | 1 | 18 | 17 | 1 | 1 | 1 | 4 | 1 | 1 | 0 | 9 | 30 | 7 | 2 | 15 | .299 |
| Mar 02 | HOFSTRA | 31 | 11 | 14 | 11 | 2 | 0 | 4 | 28 | 3 | 0 | 0 | 1 | 0 | 0 | 0 | 0 | 10 | 21 | 10 | 3 | 5 | .311 |
| Mar 03 | HOFSTRA | 33 | 9 | 12 | 9 | 2 | 0 | 2 | 20 | 6 | 0 | 1 | 1 | 1 | 0 | 1 | 1 | 7 | 27 | 11 | 1 | 8 | .315 |
| Mar 05 | TEXAS TECH | 40 | 8 | 12 | 8 | 4 | 0 | 0 | 16 | 6 | 0 | 4 | 0 | 1 | 0 | 0 | 0 | 8 | 27 | 10 | 2 | 12 | .314 |
| *Mar 09 | UNLV | 38 | 7 | 14 | 7 | 6 | 0 | 1 | 23 | 3 | 0 | 1 | 0 | 2 | 0 | 0 | 0 | 7 | 27 | 14 | 0 | 12 | .318 |
| *Mar 09 | UNLV | 50 | 31 | 29 | 28 | 4 | 0 | 2 | 39 | 13 | 0 | 1 | 0 | 4 | 1 | 3 | 0 | 4 | 27 | 10 | 1 | 16 | .343 |
| *Mar 10 | UNLV | 29 | 6 | 8 | 6 | 2 | 0 | 1 | 13 | 3 | 0 | 0 | 0 | 0 | 0 | 1 | 1 | 3 | 27 | 11 | 0 | 3 | .339 |
| Mar 12 | at Arizona State | 34 | 6 | 7 | 6 | 1 | 0 | 2 | 14 | 4 | 0 | 3 | 1 | 1 | 0 | 0 | 1 | 14 | 27 | 12 | 3 | 6 | .332 |
| *Mar 15 | at Nevada | 34 | 2 | 9 | 1 | 1 | 0 | 0 | 10 | 3 | 0 | 2 | 0 | 2 | 0 | 0 | 0 | 7 | 24 | 8 | 1 | 10 | .328 |
| *Mar 16 | at Nevada | 34 | 3 | 10 | 3 | 1 | 2 | 0 | 15 | 3 | 0 | 0 | 0 | 1 | 2 | 0 | 1 | 6 | 24 | 7 | 1 | 10 | .326 |
| *Mar 17 | at Nevada | 32 | 10 | 8 | 10 | 5 | 0 | 2 | 19 | 5 | 0 | 0 | 1 | 2 | 1 | 0 | 1 | 6 | 27 | 6 | 0 | 3 | .323 |
| Mar 19 | NEW MEXICO STATE | 35 | 14 | 17 | 14 | 4 | 0 | 3 | 30 | 4 | 0 | 0 | 1 | 1 | 0 | 0 | 0 | 3 | 21 | 7 | 1 | 6 | .331 |
| *Mar 22 | SAN JOSE STATE | 39 | 13 | 11 | 10 | 4 | 0 | 1 | 18 | 10 | 0 | 1 | 0 | 0 | 0 | 0 | 2 | 10 | 27 | 14 | 0 | 9 | .328 |
| *Mar 23 | SAN JOSE STATE | 34 | 7 | 11 | 7 | 1 | 1 | 2 | 20 | 6 | 0 | 0 | 0 | 3 | 0 | 0 | 1 | 5 | 27 | 9 | 1 | 12 | .328 |
| *Mar 23 | SAN JOSE STATE | 29 | 17 | 13 | 16 | 1 | 0 | 4 | 26 | 8 | 0 | 1 | 0 | 1 | 1 | 2 | 1 | 7 | 21 | 11 | 2 | 6 | .332 |
| *03-28-24 | at San Diego State | 28 | 5 | 4 | 5 | 2 | 0 | 0 | 6 | 8 | 0 | 2 | 0 | 2 | 1 | 0 | 1 | 9 | 27 | 10 | 2 | 7 | .326 |
| *03-29-24 | at San Diego State | 35 | 6 | 9 | 6 | 2 | 0 | 2 | 17 | 4 | 0 | 0 | 0 | 2 | 0 | 0 | 1 | 9 | 24 | 8 | 3 | 8 | .323 |
| *03-29-24 | at San Diego State | 21 | 0 | 0 | 0 | 0 | 0 | 0 | 0 | 6 | 0 | 1 | 0 | 1 | 0 | 0 | 0 | 8 | 18 | 7 | 2 | 7 | .316 |
| Apr 02 | at Arizona | 32 | 1 | 6 | 1 | 1 | 1 | 0 | 9 | 1 | 0 | 0 | 0 | 0 | 0 | 0 | 1 | 8 | 24 | 7 | 1 | 5 | .312 |
| Apr 05 | SAM HOUSTON | 42 | 14 | 16 | 13 | 6 | 0 | 3 | 31 | 1 | 0 | 0 | 1 | 0 | 0 | 1 | 0 | 7 | 27 | 12 | 2 | 3 | .315 |
| Apr 07 | SAM HOUSTON | 34 | 3 | 8 | 3 | 1 | 0 | 0 | 9 | 2 | 0 | 0 | 1 | 2 | 0 | 0 | 0 | 11 | 27 | 10 | 4 | 8 | .312 |
| Apr 09 | at New Mexico State | 32 | 2 | 7 | 2 | 2 | 0 | 0 | 9 | 5 | 0 | 0 | 0 | 1 | 1 | 0 | 2 | 8 | 24 | 10 | 2 | 10 | .309 |
| *Apr 12 | FRESNO STATE | 36 | 5 | 10 | 5 | 2 | 1 | 0 | 14 | 5 | 0 | 0 | 0 | 2 | 0 | 0 | 0 | 13 | 27 | 16 | 2 | 11 | .308 |
| *Apr 13 | FRESNO STATE | 48 | 19 | 25 | 18 | 4 | 1 | 2 | 37 | 4 | 0 | 1 | 0 | 2 | 1 | 1 | 2 | 6 | 27 | 8 | 0 | 10 | .317 |
| *Apr 14 | FRESNO STATE | 32 | 6 | 8 | 4 | 0 | 0 | 2 | 14 | 4 | 0 | 1 | 0 | 1 | 2 | 0 | 0 | 4 | 27 | 13 | 0 | 9 | .315 |
| Apr 16 | CSU-PUEBLO | 28 | 3 | 8 | 2 | 3 | 0 | 0 | 11 | 1 | 0 | 0 | 0 | 3 | 1 | 1 | 2 | 8 | 27 | 12 | 1 | 7 | .315 |
| *Apr 19 | at Air Force | 32 | 3 | 8 | 3 | 0 | 0 | 1 | 11 | 0 | 0 | 0 | 0 | 0 | 1 | 1 | 0 | 1 | 24 | 3 | 2 | 4 | .313 |
| *Apr 21 | at Air Force | 36 | 6 | 12 | 6 | 1 | 1 | 1 | 18 | 1 | 0 | 0 | 1 | 1 | 2 | 0 | 0 | 6 | 27 | 12 | 1 | 7 | .313 |
| *Apr 21 | at Air Force | 28 | 7 | 10 | 7 | 3 | 0 | 1 | 16 | 6 | 0 | 0 | 1 | 1 | 0 | 1 | 0 | 4 | 19 | 7 | 1 | 8 | .314 |
| Apr 23 | at Texas Tech | 46 | 17 | 21 | 16 | 3 | 0 | 4 | 36 | 7 | 0 | 3 | 0 | 2 | 0 | 2 | 1 | 8 | 27 | 7 | 0 | 13 | .319 |
| *Apr 26 | SAN DIEGO STATE | 32 | 8 | 10 | 7 | 2 | 1 | 0 | 14 | 7 | 1 | 0 | 0 | 2 | 0 | 1 | 1 | 8 | 27 | 10 | 0 | 10 | .319 |
| *Apr 27 | SAN DIEGO STATE | 39 | 19 | 16 | 16 | 2 | 1 | 2 | 26 | 10 | 0 | 0 | 0 | 1 | 0 | 2 | 0 | 6 | 27 | 8 | 1 | 9 | .322 |
| *Apr 28 | SAN DIEGO STATE | 35 | 9 | 13 | 9 | 3 | 0 | 3 | 25 | 8 | 0 | 0 | 0 | 0 | 0 | 1 | 1 | 9 | 27 | 8 | 1 | 10 | .323 |
| Apr 30 | at New Mexico State | 36 | 8 | 10 | 7 | 1 | 0 | 1 | 14 | 10 | 0 | 1 | 0 | 0 | 1 | 0 | 0 | 10 | 26 | 12 | 2 | 12 | .322 |
| *May 03 | at UNLV | 46 | 15 | 19 | 14 | 3 | 1 | 3 | 33 | 4 | 0 | 2 | 0 | 0 | 0 | 1 | 0 | 14 | 27 | 12 | 1 | 9 | .324 |
| *May 04 | at UNLV | 35 | 8 | 10 | 6 | 1 | 1 | 2 | 19 | 8 | 0 | 1 | 0 | 1 | 0 | 2 | 0 | 8 | 24 | 5 | 1 | 11 | .324 |
| *May 05 | at UNLV | 34 | 14 | 14 | 14 | 0 | 1 | 3 | 25 | 5 | 0 | 1 | 0 | 0 | 0 | 1 | 0 | 3 | 21 | 8 | 2 | 5 | .325 |
| *May 10 | NEVADA | 39 | 16 | 17 | 16 | 5 | 0 | 3 | 31 | 4 | 0 | 3 | 0 | 1 | 1 | 0 | 1 | 8 | 27 | 10 | 0 | 5 | .328 |
| *May 11 | NEVADA | 32 | 0 | 7 | 0 | 1 | 0 | 0 | 8 | 2 | 0 | 0 | 0 | 0 | 0 | 0 | 2 | 5 | 27 | 18 | 0 | 7 | .326 |
| *May 12 | NEVADA | 33 | 11 | 11 | 9 | 1 | 0 | 1 | 15 | 4 | 0 | 1 | 0 | 3 | 0 | 0 | 2 | 5 | 27 | 11 | 1 | 5 | .326 |
| *May 16 | at San Jose State | 36 | 7 | 12 | 6 | 5 | 0 | 1 | 20 | 5 | 0 | 1 | 0 | 0 | 1 | 1 | 0 | 8 | 24 | 12 | 1 | 9 | .326 |
| *May 17 | at San Jose State | 31 | 1 | 5 | 1 | 2 | 0 | 1 | 10 | 2 | 0 | 1 | 0 | 0 | 0 | 0 | 1 | 7 | 24 | 10 | 1 | 5 | .323 |
| *May 18 | at San Jose State | 44 | 10 | 14 | 10 | 0 | 0 | 1 | 17 | 8 | 0 | 1 | 0 | 1 | 0 | 0 | 3 | 9 | 33 | 12 | 1 | 10 | .323 |
| 05-23-24 | vs San Jose State | 33 | 5 | 8 | 5 | 0 | 0 | 3 | 17 | 2 | 0 | 0 | 1 | 1 | 0 | 0 | 1 | 8 | 27 | 8 | 1 | 4 | .322 |
| 05-24-24 | vs Fresno State | 31 | 1 | 4 | 1 | 1 | 0 | 0 | 5 | 2 | 0 | 0 | 0 | 2 | 0 | 0 | 1 | 11 | 27 | 12 | 0 | 7 | .319 |
| Totals | | 1883 | 454 | 600 | 421 | 121 | 16 | 72 | 969 | 289 | 3 | 45 | 14 | 64 | 20 | 28 | 38 | 407 | 1386 | 520 | 62 | 461 | .319 |

2024 GAME BY GAME (PITCHING)

| Date | Opponent | ip | h | r | er | bb | so | 2b | 3b | hr | wp | bk | hbp | dp | ibb | score | w-l | sv | era |
|-----------|---------------------|-------|-----|-----|-----|-----|-----|-----|----|----|----|----|-----|----|-----|---------|-------|----|-------|
| Feb 16 | vs Oregon State | 8.0 | 17 | 15 | 15 | 7 | 9 | 4 | 0 | 7 | 1 | 0 | 0 | 2 | 0 | 6-15 | 0-1 | 0 | 16.88 |
| Feb 17 | vs CSU Bakersfield | 9.0 | 7 | 3 | 3 | 2 | 4 | 1 | 0 | 0 | 2 | 0 | 0 | 1 | 0 | 4-3 | 1-1 | 1 | 9.53 |
| Feb 18 | vs Minnesota | 8.0 | 10 | 11 | 10 | 8 | 8 | 3 | 1 | 0 | 3 | 0 | 4 | 2 | 0 | 2-11 | 1-2 | 1 | 10.08 |
| Feb 19 | vs CSU Bakersfield | 9.0 | 8 | 2 | 2 | 1 | 9 | 1 | 0 | 1 | 2 | 0 | 1 | 1 | 0 | 6-2 | 2-2 | 2 | 7.94 |
| Feb 22 | SOUTH DAKOTA STAT | 9.0 | 11 | 11 | 9 | 0 | 14 | 3 | 0 | 4 | 1 | 0 | 3 | 1 | 0 | 5-11 | 2-3 | 2 | 8.16 |
| Feb 23 | SOUTH DAKOTA STAT | 9.0 | 19 | 11 | 9 | 2 | 9 | 6 | 1 | 2 | 0 | 0 | 0 | 1 | 0 | 12-11 | 3-3 | 2 | 8.31 |
| Feb 24 | SOUTH DAKOTA STAT | 9.0 | 14 | 8 | 6 | 3 | 9 | 5 | 0 | 1 | 0 | 0 | 2 | 4 | 0 | 9-8 | 4-3 | 2 | 7.97 |
| Feb 24 | SOUTH DAKOTA STAT | 7.0 | 9 | 2 | 2 | 2 | 8 | 1 | 2 | 1 | 0 | 0 | 0 | 0 | 0 | 13-2 | 5-3 | 2 | 7.41 |
| Mar 01 | HOFSTRA | 9.0 | 13 | 10 | 8 | 5 | 8 | 3 | 0 | 0 | 0 | 0 | 2 | 0 | 0 | 9-10 | 5-4 | 2 | 7.48 |
| Mar 02 | HOFSTRA | 10.0 | 22 | 16 | 15 | 9 | 7 | 6 | 0 | 2 | 0 | 0 | 1 | 1 | 0 | 15-16 | 5-5 | 2 | 8.17 |
| Mar 02 | HOFSTRA | 7.0 | 10 | 7 | 7 | 6 | 7 | 3 | 0 | 1 | 0 | 0 | 0 | 1 | 0 | 11-7 | 6-5 | 3 | 8.23 |
| Mar 03 | HOFSTRA | 9.0 | 11 | 6 | 6 | 5 | 6 | 2 | 1 | 0 | 3 | 1 | 1 | 0 | 0 | 9-6 | 7-5 | 4 | 8.04 |
| Mar 05 | TEXAS TECH | 9.0 | 11 | 11 | 10 | 4 | 4 | 4 | 1 | 1 | 0 | 0 | 4 | 1 | 0 | 8-11 | 7-6 | 4 | 8.20 |
| *Mar 09 | UNLV | 9.0 | 11 | 6 | 6 | 3 | 4 | 2 | 0 | 0 | 0 | 1 | 1 | 0 | 0 | 7-6 | 8-6 | 4 | 8.03 |
| *Mar 09 | UNLV | 9.0 | 13 | 15 | 14 | 7 | 9 | 4 | 1 | 1 | 4 | 0 | 1 | 2 | 0 | 31-15 | 9-6 | 4 | 8.45 |
| *Mar 10 | UNLV | 9.0 | 15 | 5 | 5 | 2 | 3 | 2 | 0 | 0 | 1 | 0 | 1 | 0 | 0 | 6-5 | 10-6 | 4 | 8.22 |
| Mar 12 | at Arizona State | 9.0 | 5 | 4 | 3 | 8 | 8 | 0 | 0 | 0 | 3 | 0 | 1 | 2 | 0 | 6-4 | 11-6 | 5 | 7.91 |
| *Mar 15 | at Nevada | 8.0 | 15 | 13 | 12 | 6 | 11 | 3 | 0 | 3 | 0 | 1 | 1 | 1 | 0 | 2-13 | 11-7 | 5 | 8.19 |
| *Mar 16 | at Nevada | 8.0 | 9 | 4 | 4 | 5 | 7 | 2 | 0 | 2 | 0 | 0 | 1 | 0 | 0 | 3-4 | 11-8 | 5 | 8.01 |
| *Mar 17 | at Nevada | 9.0 | 13 | 8 | 8 | 3 | 9 | 5 | 0 | 0 | 3 | 0 | 2 | 1 | 0 | 10-8 | 12-8 | 6 | 8.01 |
| Mar 19 | NEW MEXICO STATE | 7.0 | 7 | 4 | 4 | 6 | 8 | 2 | 1 | 0 | 1 | 0 | 2 | 2 | 0 | 14-4 | 13-8 | 6 | 7.90 |
| *Mar 22 | SAN JOSE STATE | 9.0 | 22 | 16 | 16 | 4 | 7 | 4 | 1 | 4 | 0 | 0 | 4 | 4 | 0 | 13-16 | 13-9 | 6 | 8.29 |
| *Mar 23 | SAN JOSE STATE | 9.0 | 10 | 5 | 5 | 5 | 8 | 3 | 0 | 1 | 0 | 2 | 2 | 0 | 0 | 7-5 | 14-9 | 6 | 8.14 |
| *Mar 23 | SAN JOSE STATE | 7.0 | 5 | 4 | 3 | 3 | 8 | 2 | 0 | 0 | 1 | 0 | 1 | 1 | 0 | 17-4 | 15-9 | 6 | 7.99 |
| *03-28-24 | at San Diego State | 9.0 | 7 | 2 | 2 | 2 | 10 | 1 | 0 | 0 | 2 | 1 | 2 | 1 | 0 | 5-2 | 16-9 | 7 | 7.74 |
| *03-29-24 | at San Diego State | 8.0 | 12 | 8 | 5 | 3 | 10 | 3 | 0 | 2 | 1 | 0 | 2 | 0 | 0 | 6-8 | 16-10 | 7 | 7.66 |
| *03-29-24 | at San Diego State | 6.0 | 16 | 13 | 12 | 4 | 2 | 5 | 0 | 1 | 1 | 0 | 1 | 1 | 0 | 0-13 | 16-11 | 7 | 7.93 |
| Apr 02 | at Arizona | 8.0 | 12 | 9 | 8 | 4 | 6 | 2 | 2 | 2 | 2 | 0 | 0 | 0 | 0 | 1-9 | 16-12 | 7 | 7.97 |
| Apr 05 | SAM HOUSTON | 9.0 | 22 | 23 | 15 | 10 | 10 | 6 | 2 | 3 | 2 | 0 | 1 | 0 | 0 | 14-23 | 16-13 | 7 | 8.23 |
| Apr 07 | SAM HOUSTON | 9.0 | 16 | 14 | 14 | 10 | 12 | 2 | 3 | 1 | 3 | 0 | 1 | 0 | 0 | 3-14 | 16-14 | 7 | 8.43 |
| Apr 09 | at New Mexico State | 8.0 | 10 | 10 | 9 | 6 | 8 | 1 | 0 | 1 | 1 | 0 | 2 | 1 | 0 | 2-10 | 16-15 | 7 | 8.48 |
| *Apr 12 | FRESNO STATE | 9.0 | 15 | 10 | 9 | 2 | 3 | 3 | 1 | 2 | 2 | 0 | 1 | 2 | 0 | 5-10 | 16-16 | 7 | 8.50 |
| *Apr 13 | FRESNO STATE | 9.0 | 26 | 23 | 23 | 6 | 6 | 6 | 1 | 3 | 0 | 0 | 2 | 0 | 0 | 19-23 | 16-17 | 7 | 8.97 |
| *Apr 14 | FRESNO STATE | 9.0 | 4 | 2 | 2 | 3 | 4 | 1 | 0 | 1 | 0 | 0 | 1 | 0 | 0 | 6-2 | 17-17 | 8 | 8.75 |
| Apr 16 | CSU-PUEBLO | 9.0 | 3 | 1 | 0 | 3 | 7 | 0 | 0 | 0 | 0 | 0 | 1 | 0 | 0 | 3-1 | 18-17 | 9 | 8.49 |
| *Apr 19 | at Air Force | 8.0 | 9 | 12 | 10 | 10 | 10 | 4 | 0 | 0 | 2 | 0 | 0 | 0 | 0 | 3-12 | 18-18 | 9 | 8.56 |
| *Apr 21 | at Air Force | 9.0 | 6 | 5 | 5 | 3 | 4 | 0 | 0 | 3 | 1 | 0 | 3 | 1 | 0 | 6-5 | 19-18 | 10 | 8.46 |
| *Apr 21 | at Air Force | 6.1 | 18 | 18 | 17 | 3 | 7 | 4 | 1 | 4 | 1 | 0 | 1 | 0 | 0 | 7-18 | 19-19 | 10 | 8.77 |
| Apr 23 | at Texas Tech | 9.0 | 10 | 3 | 3 | 5 | 7 | 3 | 0 | 2 | 0 | 0 | 0 | 1 | 0 | 17-3 | 20-19 | 10 | 8.61 |
| *Apr 26 | SAN DIEGO STATE | 9.0 | 8 | 4 | 4 | 4 | 10 | 2 | 0 | 2 | 1 | 0 | 0 | 0 | 0 | 8-4 | 21-19 | 10 | 8.49 |
| *Apr 27 | SAN DIEGO STATE | 9.0 | 5 | 5 | 2 | 5 | 9 | 0 | 1 | 0 | 0 | 0 | 1 | 1 | 0 | 19-5 | 22-19 | 10 | 8.32 |
| *Apr 28 | SAN DIEGO STATE | 9.0 | 12 | 7 | 7 | 4 | 8 | 2 | 1 | 0 | 2 | 0 | 1 | 0 | 0 | 9-7 | 23-19 | 10 | 8.29 |
| Apr 30 | at New Mexico State | 8.2 | 9 | 10 | 9 | 8 | 4 | 2 | 0 | 1 | 1 | 0 | 3 | 2 | 0 | 8-10 | 23-20 | 10 | 8.31 |
| *May 03 | at UNLV | 9.0 | 14 | 8 | 8 | 3 | 4 | 3 | 1 | 1 | 1 | 0 | 1 | 1 | 0 | 15-8 | 24-20 | 10 | 8.30 |
| *May 04 | at UNLV | 8.0 | 15 | 13 | 9 | 4 | 6 | 4 | 0 | 2 | 1 | 0 | 1 | 0 | 0 | 8-13 | 24-21 | 10 | 8.34 |
| *May 05 | at UNLV | 7.0 | 6 | 2 | 2 | 2 | 8 | 2 | 0 | 0 | 0 | 0 | 0 | 2 | 0 | 14-2 | 25-21 | 10 | 8.24 |
| *May 10 | NEVADA | 9.0 | 4 | 0 | 0 | 3 | 14 | 1 | 0 | 0 | 1 | 0 | 0 | 1 | 0 | 16-0 | 26-21 | 10 | 8.05 |
| *May 11 | NEVADA | 9.0 | 7 | 2 | 2 | 1 | 4 | 0 | 1 | 0 | 2 | 0 | 0 | 2 | 0 | 0-2 | 26-22 | 10 | 7.92 |
| *May 12 | NEVADA | 9.0 | 11 | 5 | 4 | 3 | 4 | 2 | 0 | 1 | 1 | 0 | 0 | 1 | 0 | 11-5 | 27-22 | 10 | 7.83 |
| *May 16 | at San Jose State | 8.0 | 13 | 8 | 7 | 6 | 5 | 1 | 1 | 1 | 0 | 0 | 3 | 3 | 0 | 7-8 | 27-23 | 10 | 7.84 |
| *May 17 | at San Jose State | 8.0 | 9 | 5 | 4 | 3 | 4 | 3 | 0 | 1 | 1 | 0 | 1 | 1 | 0 | 1-5 | 27-24 | 10 | 7.77 |
| *May 18 | at San Jose State | 11.0 | 10 | 9 | 8 | 5 | 9 | 4 | 0 | 1 | 3 | 0 | 3 | 1 | 0 | 10-9 | 28-24 | 10 | 7.74 |
| 05-23-24 | vs San Jose State | 9.0 | 15 | 8 | 8 | 5 | 8 | 4 | 0 | 0 | 0 | 1 | 1 | 1 | 0 | 5-8 | 28-25 | 10 | 7.75 |
| 05-24-24 | vs Fresno State | 9.0 | 6 | 6 | 6 | 4 | 7 | 1 | 1 | 2 | 0 | 0 | 0 | 0 | 0 | 1-6 | 28-26 | 10 | 7.71 |
| Totals | | 462.0 | 617 | 442 | 396 | 240 | 394 | 143 | 25 | 68 | 57 | 7 | 68 | 51 | 0 | 454-442 | 28-26 | 10 | 7.71 |

2024 PER-GAME STATISTICS

Record: 28-26 Home: 18-10 Away: 8-12 Neutral: 2-4 MW: 17-13

| Player | g | ab | h/g | 2b/g | 3b/g | hr/g | bb/g | so/g | rbi/g | sb/g | r/g | *ab | *r | *h | *rbi | *bb | *k | *tb | *fly | *gnd |
|-------------------|----|------|-------|------|------|------|------|------|-------|------|------|-----|----|----|------|-----|----|-----|------|------|
| 15 WALKER, Khalil | 50 | 161 | 1.26 | .22 | .00 | .06 | .60 | .48 | .38 | .04 | .88 | 80 | 22 | 31 | 9 | 15 | 12 | 41 | 14 | 24 |
| 18 HOLLAND, Jake | 44 | 168 | 1.45 | .34 | .05 | .39 | .45 | .68 | 1.36 | .00 | 1.07 | 84 | 23 | 32 | 30 | 10 | 15 | 67 | 21 | 18 |
| 30 SPENRATH, Reed | 54 | 209 | 1.31 | .33 | .07 | .26 | .76 | 1.11 | .94 | .09 | 1.00 | 82 | 21 | 28 | 20 | 16 | 23 | 55 | 15 | 13 |
| 12 ASBY, Will | 54 | 213 | 1.31 | .31 | .04 | .22 | .56 | .50 | 1.09 | .02 | 1.09 | 82 | 22 | 27 | 22 | 11 | 10 | 49 | 26 | 20 |
| 4 WOOD, Tye | 51 | 160 | 1.02 | .16 | .08 | .06 | .76 | .78 | .63 | .39 | .86 | 73 | 20 | 23 | 14 | 17 | 18 | 35 | 17 | 15 |
| 14 CARRIS, Akili | 34 | 113 | 1.00 | .26 | .00 | .00 | .18 | .65 | .79 | .03 | .62 | 91 | 17 | 27 | 21 | 4 | 17 | 34 | 30 | 17 |
| 8 KINKADE, Konner | 47 | 158 | 1.00 | .17 | .00 | .02 | .32 | .53 | .66 | .02 | .68 | 82 | 16 | 24 | 16 | 7 | 13 | 30 | 27 | 21 |
| 24 SMITH, Kyle | 36 | 111 | .89 | .22 | .00 | .08 | .44 | .58 | .67 | .06 | .78 | 81 | 20 | 23 | 17 | 11 | 15 | 35 | 21 | 20 |
| 3 DIXON, Devon | 50 | 137 | .62 | .14 | .02 | .06 | .54 | .68 | .50 | .02 | .64 | 81 | 19 | 18 | 14 | 16 | 20 | 29 | 17 | 25 |
| ----- | | | | | | | | | | | | | | | | | | | | |
| 47 OTT, Ethan | 30 | 85 | .93 | .23 | .00 | .13 | .40 | .87 | .77 | .00 | .60 | 83 | 17 | 27 | 22 | 11 | 25 | 46 | 11 | 17 |
| 2 WEISSENBORN, Ch | 28 | 96 | 1.07 | .14 | .00 | .07 | .32 | .96 | .75 | .00 | .50 | 88 | 12 | 27 | 19 | 8 | 25 | 37 | 20 | 15 |
| 43 TRUJILLO, Gene | 25 | 46 | .56 | .12 | .00 | .16 | .28 | .64 | .52 | .00 | .52 | 83 | 23 | 25 | 23 | 12 | 29 | 52 | 18 | 10 |
| 11 STEPHENS, Sean | 39 | 90 | .69 | .05 | .05 | .00 | .33 | .44 | .36 | .23 | .46 | 83 | 16 | 25 | 12 | 12 | 15 | 30 | 13 | 25 |
| 9 MCALISTER, Josh | 31 | 101 | .94 | .10 | .03 | .19 | .39 | 1.00 | .61 | .10 | .65 | 86 | 17 | 24 | 16 | 10 | 26 | 44 | 17 | 17 |
| 10 MUNGUA, Austin | 6 | 4 | .17 | .00 | .00 | .00 | .00 | .33 | .00 | .00 | .00 | 100 | 0 | 25 | 0 | 0 | 50 | 25 | 25 | 0 |
| 26 MANSY, Luke | 14 | 31 | .43 | .07 | .00 | .00 | .86 | .36 | .21 | .00 | .57 | 70 | 18 | 13 | 6 | 27 | 11 | 15 | 20 | 25 |
| Totals | 54 | 1883 | 11.11 | 2.24 | .30 | 1.33 | 5.35 | 7.54 | 7.80 | .83 | 8.41 | 82 | 19 | 26 | 18 | 12 | 17 | 42 | 19 | 19 |
| Opponents | 54 | 1935 | 11.43 | 2.65 | .46 | 1.26 | 4.44 | 7.30 | 7.50 | 1.11 | 8.19 | 84 | 19 | 27 | 17 | 10 | 17 | 44 | 20 | 20 |

* = average based on 100 plate appearances

(All games Sorted by Earned run avg)

| Player | app | ip | ip/app | w-l | +ip | +h | +r | +er | +bb | +so | +2b | +3b | +hr | +bf | +era | +fly | +gnd |
|----------------------|-----|-------|--------|-------|-----|------|------|------|------|------|-----|-----|-----|------|-------|------|------|
| 13 RUSSELL, Brett | 16 | 61.1 | 3.2 | 4-4 | 9.0 | 9.0 | 6.9 | 5.9 | 2.5 | 6.6 | 2.2 | 0.3 | 1.5 | 38.9 | 5.87 | 9.2 | 10.0 |
| 27 LOPEZ, David | 14 | 65.1 | 4.2 | 4-2 | 9.0 | 12.7 | 8.7 | 7.7 | 3.9 | 6.2 | 3.2 | 0.1 | 1.1 | 44.1 | 7.71 | 8.1 | 11.3 |
| ----- | | | | | | | | | | | | | | | | | |
| 17 MOGEN, Cristian | 1 | 2.0 | 2.0 | 1-0 | 9.0 | 9.0 | 0.0 | 0.0 | 0.0 | 0.0 | 4.5 | --- | --- | 36.0 | 0.00 | 13.5 | 13.5 |
| 22 BAKER-LIVINGSTON, | 2 | 6.0 | 3.0 | 0-0 | 9.0 | 9.0 | 3.0 | 3.0 | 1.5 | 12.0 | 1.5 | --- | --- | 37.5 | 3.00 | 6.0 | 6.0 |
| 33 PURSER, Daxton | 12 | 35.0 | 2.2 | 1-2 | 9.0 | 8.5 | 6.4 | 5.7 | 6.7 | 9.5 | 2.3 | 0.3 | 0.5 | 43.5 | 5.66 | 9.3 | 6.7 |
| 40 BANNISTER, Wil | 22 | 50.0 | 2.0 | 2-0 | 9.0 | 10.3 | 6.1 | 5.8 | 4.3 | 5.2 | 1.8 | 0.5 | 1.4 | 42.3 | 5.76 | 13.9 | 7.2 |
| 19 STILL, Justin | 14 | 13.1 | 0.2 | 1-0 | 9.0 | 10.1 | 7.4 | 6.1 | 10.1 | 7.4 | 1.4 | 0.7 | 0.7 | 47.2 | 6.08 | 7.4 | 8.1 |
| 35 STEINKAMP, Arthur | 24 | 45.0 | 1.2 | 4-1 | 9.0 | 12.2 | 8.2 | 7.4 | 3.0 | 5.2 | 3.8 | 1.0 | 0.4 | 42.8 | 7.40 | 8.6 | 11.6 |
| 31 PENGELLY, Dayne | 13 | 50.0 | 3.2 | 4-5 | 9.0 | 14.0 | 9.4 | 7.6 | 6.3 | 10.4 | 2.9 | 0.5 | 1.1 | 48.4 | 7.56 | 5.4 | 9.9 |
| 23 JACKSON, Jaren | 24 | 47.1 | 1.2 | 3-5 | 9.0 | 14.1 | 9.3 | 8.7 | 5.3 | 9.3 | 2.9 | 0.4 | 1.9 | 47.7 | 8.75 | 9.3 | 7.6 |
| 34 BARNHOUSE, Josh | 18 | 35.1 | 1.2 | 2-3 | 9.0 | 13.0 | 9.4 | 8.9 | 4.3 | 8.7 | 3.1 | 0.5 | 2.5 | 43.8 | 8.92 | 10.2 | 6.9 |
| 6 MCBROOM, Brian | 17 | 15.2 | 0.2 | 1-0 | 9.0 | 11.5 | 9.2 | 9.2 | 4.6 | 6.3 | 2.3 | 0.6 | 2.3 | 46.0 | 9.19 | 12.1 | 8.6 |
| 39 CASTILLO, Ryan | 10 | 20.1 | 2.0 | 1-3 | 9.0 | 16.4 | 12.8 | 12.0 | 2.7 | 9.7 | 4.4 | 0.9 | 1.3 | 46.0 | 11.95 | 5.3 | 9.7 |
| 38 LEHMBECK, Blake | 2 | 2.0 | 1.0 | 0-0 | 9.0 | 27.0 | 13.5 | 13.5 | 4.5 | 9.0 | 9.0 | 4.5 | --- | 58.5 | 13.50 | 9.0 | 9.0 |
| 48 NEIL, Andrew | 5 | 4.0 | 0.2 | 0-0 | 9.0 | 6.8 | 24.8 | 18.0 | 29.2 | 11.2 | --- | 2.2 | --- | 72.0 | 18.00 | 6.8 | 9.0 |
| 29 HARDY, Wyatt | 8 | 9.0 | 1.0 | 0-1 | 9.0 | 21.0 | 20.0 | 20.0 | 4.0 | 12.0 | 4.0 | --- | 4.0 | 52.0 | 20.00 | 6.0 | 9.0 |
| 41 ROMERO, Blane | 1 | 0.1 | 0.1 | 0-0 | 9.0 | 0.0 | 54.0 | 54.0 | 54.0 | 0.0 | --- | --- | --- | 81.0 | 54.00 | 27.0 | 0.0 |
| Totals | 54 | 462.0 | 8.1 | 28-26 | 9.0 | 12.0 | 8.6 | 7.7 | 4.7 | 7.7 | 2.8 | 0.5 | 1.3 | 44.5 | 7.71 | 9.0 | 9.1 |
| Opponents | 54 | 456.1 | 8.1 | 26-28 | 9.0 | 11.8 | 9.0 | 8.0 | 5.7 | 8.0 | 2.4 | 0.3 | 1.4 | 45.0 | 8.03 | 8.9 | 8.6 |

+ = average based on 9-inning game

Hitting minimums - 1 Games 1 AB 2.0 AB/Game 1 TPA 2.0 TPA/Game

Pitching minimums - 1 Games 1.0 IP/Game

SINGLE-GAME RECORDS

AT-BATS

| | | |
|----|-----------------------|---------|
| 58 | vs. New Mexico St. | 2/9/02 |
| 57 | vs. Fresno St. | 4/1/99 |
| 56 | vs. Air Force | 5/14/09 |
| 56 | vs. Binghamton | 3/7/09 |
| 56 | vs. Air Force | 5/2/03 |
| 55 | vs. Fresno St. | 4/9/16 |
| 54 | vs. Hawaii | 3/14/97 |
| 54 | vs. New Mexico St. | 2/24/72 |
| 53 | vs. Oklahoma St. | 2/16/13 |
| 53 | vs. Coppin St. | 4/18/10 |
| 53 | vs. New Mexico St. | 3/30/99 |
| 53 | vs. Colorado St. | 3/17/73 |
| 53 | vs. Northern Colorado | 2/27/05 |

RUNS

| | | |
|-----------|--------------------|--------------------------|
| 31 | vs. UNLV | 3/9/24 (W, 31-15) |
| 31 | vs. Air Force | 4/17/04 (W, 31-11) |
| 30 | vs. Northern Colo. | 2/24/23 (W, 30-1) |
| 30 | vs. Binghamton | 3/7/09 (W, 30-2) |
| 29 | at UNLV | 3/24/17 (W, 29-8) |
| 29 | vs. Coppin St. | 4/18/10 (W, 29-3) |
| 28 | vs. N.M. Highlands | 2/9/03 (W, 28-5) |
| 28 | vs. N.M. St. | 3/30/99 (W, 28-18) |
| 27 | vs. Fresno St. | 4/1/99 (W, 27-26) |
| 27 | vs. Rice | 4/12/98 (W, 27-26) |
| 27 | vs. Iowa | 3/24/85 (W, 27-13) |
| 27 | vs. Creighton | 3/26/71 (W, 27-5) |
| 26 | vs. Air Force | 4/12/08 (W, 26-9) |
| 26 | vs. Air Force | 4/14/06 (W, 26-11) |
| 26 | vs. Utah | 3/13/93 (W, 26-8) |

HITS

| | | |
|-----------|--------------------|---------------|
| 32 | vs. Fresno St. | 4/1/99 |
| 31 | vs. Binghamton | 3/7/09 |
| 30 | vs. Hawaii | 3/14/97 |
| 29 | vs. UNLV | 3/9/24 |
| 29 | vs. Coppin St. | 4/18/10 |
| 29 | vs. Air Force | 4/17/04 |
| 28 | vs. Northern Colo. | 2/24/23 |
| 28 | at Air Force | 3/4/17 |
| 28 | vs. Air Force | 4/12/08 |
| 28 | vs. New Mexico St. | 3/30/99 |
| 27 | vs. Air Force | 5/2/03 |
| 26 | vs. San Diego St. | 5/26/12 |
| 26 | vs. Northwestern | 2/22/97 |
| 26 | vs. Washington | 3/26/95 |

RBI

| | | |
|-----------|--------------------|---------------|
| 28 | vs. UNLV | 3/9/24 |
| 28 | vs. Coppin St. | 4/18/10 |
| 28 | vs. Binghamton | 3/7/09 |
| 28 | vs. Air Force | 4/17/04 |
| 27 | vs. Northern Colo. | 2/24/23 |
| 27 | vs. Iowa | 3/24/85 |
| 26 | vs. Air Force | 4/12/08 |
| 26 | vs. N.M. Highlands | 2/9/03 |
| 26 | vs. New Mexico St. | 3/30/99 |
| 26 | vs. Rice | 4/12/98 |
| 25 | vs. Air Force | 4/14/06 |
| 24 | vs. UNLV | 3/24/17 |
| 24 | vs. Fresno St. | 4/1/99 |
| 24 | vs. Utah | 4/23/94 |

DOUBLES

| | | |
|----|-----------------------|---------|
| 13 | vs. N.M. Highlands | 2/9/03 |
| 10 | vs. Coppin St. | 4/18/10 |
| 9 | at Nevada | 4/21/13 |
| 9 | vs. Northern Colorado | 3/5/06 |
| 9 | vs. Utah | 3/16/02 |
| 9 | vs. UNLV | 4/4/98 |

| | | |
|---|-----------------------|---------|
| 8 | at New Mexico State | 3/29/22 |
| 8 | vs. Fresno St. | 3/31/17 |
| 8 | vs. San Jose St. | 5/9/15 |
| 8 | vs. San Jose St. | 5/10/15 |
| 8 | vs. San Diego St. | 3/17/00 |
| 8 | vs. Fresno St. | 4/1/99 |
| 8 | vs. Rice | 4/12/98 |
| 8 | vs. UTEP | 4/18/80 |
| 8 | vs. Southern Colorado | 5/17/75 |

TRIPLES

| | | |
|---|-----------------------|---------|
| 7 | vs. Southern Colorado | 3/27/76 |
| 6 | vs. TAMU-CC | 2/21/09 |
| 6 | vs. Hartford | 3/16/86 |
| 5 | vs. Holy Cross | 2/25/22 |
| 4 | vs. Coppin St. | 4/18/10 |
| 4 | vs. ENMU | 4/30/97 |
| 4 | vs. Colorado St. | 3/20/75 |
| 4 | vs. NE Illinois | 4/18/78 |
| 4 | vs. UTEP | 5/11/73 |
| 4 | vs. Northern Illinois | 3/27/72 |

HOME RUNS

| | | |
|----|--------------------|------------------|
| 10 | vs. New Mexico St. | 3/30/99 |
| 8 | vs. Air Force | 4/12/08 |
| 8 | vs. Air Force | 4/18/04 |
| 7 | vs. Fresno State | 4/29/23 |
| 6 | vs. Air Force | 5/6/17 |
| 6 | vs. Binghamton | 2/18/17 |
| 6 | vs. Fresno St. | 4/9/16 |
| 6 | vs. Air Force | 4/13/06 (Game 2) |
| 6 | vs. Air Force | 4/17/04 |
| 6 | vs. UNLV | 5/9/99 |
| 6 | vs. Rice | 4/12/98 |
| 6 | vs. New Mexico St. | 2/25/98 |
| 6 | vs. Utah | 5/15/94 |
| 6 | vs. Air Force | 4/26/86 |
| 6 | vs. Air Force | 4/25/86 |

TOTAL BASES

| | | |
|----|--------------------|---------|
| 63 | vs. New Mexico St. | 3/30/99 |
| 61 | vs. Air Force | 4/12/08 |
| 54 | vs. Fresno St. | 4/1/99 |

WALKS

| | | |
|-----------|--------------------|---------------|
| 17 | vs. Hofstra | 3/2/24 |
| 17 | at Hawai'i | 2/21/16 |
| 16 | vs. Air Force | 4/17/04 |
| 15 | vs. Fresno St. | 3/31/17 |
| 14 | at UNLV | 3/24/17 |
| 14 | at Utah | 4/4/87 |

STOLEN BASES

| | | |
|---|---------------------|---------|
| 9 | vs. Wayland Baptist | 4/13/94 |
| 8 | vs. Maine | 3/18/94 |
| 8 | vs. New Mexico St. | 2/11/00 |
| 8 | vs. Brigham Young | 4/8/00 |
| 7 | vs. New Mexico St. | 4/17/13 |
| 7 | vs. Toledo | 3/10/02 |
| 7 | vs. N.M. Highlands | 2/10/98 |
| 7 | vs. Grand Canyon | 5/4/96 |

LONGEST GAME (Innings)

| | | |
|----|-----------------------|----------|
| 15 | NMSU 4, UNM 3 | 2/9/02 |
| 15 | UNM 10, Gonzaga 8 | 3/31/72 |
| 14 | UNM 8, ENMU 7 | 2/5-6/96 |
| 14 | UNM 9, Colorado St. 8 | 3/17/73 |

NO-HIT GAMES (2)

| | | |
|--------------|---------|--------------------------------|
| Jim Kremmel | 4/17/70 | vs. Arizona (9 innings) |
| Mike Connell | 3/24/77 | vs. N.M. Highlands (7 innings) |

ONE-HIT GAMES (11)

| | | |
|-------------------------------|---------|--------------------------------|
| Tommy Bruskas | 5/8/59 | at New Mexico St. |
| Lloyd Randel | 4/28/62 | at ENMU, 4/28/62 |
| Cliff Fowler | 3/6/65 | at UTEP (7 innings) |
| Stan Quintana | 3/22/65 | vs. Colorado St. (7 innings) |
| Cliff Fowler | 4/15/65 | vs. San Francisco St. |
| Cliff Fowler | 3/23/67 | vs. UTEP (7 innings) |
| Tony Sexton & Chuy Armendariz | 3/9/68 | at New Mexico St. (6 innings) |
| Jim Kremmel | 3/22/69 | vs. Colorado St. (7 innings) |
| Ron Sims | 3/25/73 | vs. New Mexico St. (7 innings) |
| Tom Bepko & Craig Steiner | 3/6/76 | vs. Colorado Mines (7 innings) |
| Tyler Stevens | 4/12/15 | vs. Air Force |

SINGLE GAME STRIKEOUTS

| | | | |
|----|-------------------|---------|--------------------------------|
| 18 | Jim Kremmel | 3/30/70 | vs. ENMU |
| 18 | Jim Kalk | 3/14/64 | vs. Colorado St. (7 innings) |
| 17 | Justin Armbruster | 3/13/21 | at Fresno State |
| 17 | Jim Serrano | 2/17/98 | vs. Point Loma |
| 17 | Tommy Bruskas | 5/8/59 | at NMSU |
| 17 | Cliff Fowler | 3/19/65 | at New Mexico St. (8 innings) |
| 17 | Bob McAulay | 4/29/66 | vs. Arizona St. |
| 16 | Gig Brummel | 4/29/61 | vs. New Mexico St. (7 innings) |
| 16 | Gary Jacobs | 3/23/70 | vs. Colorado St. |
| 16 | Arnie Marzullo | 3/16/73 | vs. Colorado |
| 15 | Jim Kalk | 3/29/64 | vs. Air Force |
| 15 | Jim Kalk | 4/11/64 | vs. New Mexico St. |
| 15 | Bob McAulay | 4/7/66 | vs. UTEP (7 innings) |
| 15 | Bob McAulay | 5/13/66 | vs. UTEP |
| 15 | Jim Kremmel | 4/10/70 | vs. Arizona St. |
| 15 | Chris Cooper | 2/25/00 | vs. Southern Utah |

INNINGS PITCHED

| | | | |
|----|-------------|---------|----------------------|
| 12 | Jim Coleman | 5/15/92 | vs. San Diego St. |
| 11 | Tom Bepko | 3/27/75 | vs. South Dakota St. |

PROGRAM RECORDS

AT-BATS

Game: ..8.....Done 3 times
 Hank Garcia1972
 vs. Gonzaga (3/31)
 Chris Armstrong1999
 vs. Fresno St. (4/1)
 Josh Mader2003
 vs. Air Force (5/2)
Season:..275....Tony Cairns(2001)
Career:...960...Daniel Stovall..... (2004-07)

RUNS

Game:6.....Done 6 times
 Justin Howard2010
 vs. Coppin St. (4/18)
 Dane Hamilton2009
 vs. Binghamton (3/7)
 Brian Cavazos-Galvez..2009/08
 vs. AF (5/16) & (4/12)
 Sean Murray2004
 vs. Air Force (5/15)
 Lon Yamaguchi.....1998
 vs. N.M. St. (2/25)
Season:..86....Jim Fregosi(1985)
Career:...248 ...Lon Yamaguchi.... (1996-99)

HITS

Game:.....6.....Done 8 times
 John Pustay.....2012
 at Air Force (4/5)
 Justin Howard2010
 vs. Coppin St. (4/18)
 Mike Brownstein2009
 vs. Air Force (5/14)
 Dane Hamilton2009
 vs. Binghamton (3/7)
 Brian Cavazos-Galvez 2008
 vs. Air Force (4/12)
 Cory Robbins1999
 vs. N.M. St. (3/23)
 Ronnie Meng1995
 vs. Nebraska (3/19)
 Aaron Santini1993
 vs. Regis (3/6)
Season:..125 ...Keith Hagman(1980)
Career:...340 ..Travis Young(1994-97)

RBI.....

Inning:...8.....Jonathan Gallegos.....1993
 vs. Utah (3/13)
Game:.....10.....Brian Cavazos-Galvez 2008
 vs. Air Force (4/12)
 Mark Gulseth1992
 vs. San Diego St. (4/19)
Season:...95.....Keith Hagman(1980)
Career:...226...Daniel Stovall (2004-07)

DOUBLES

Game:.....4Done 4 times
 Justin Howard2010
 vs. San Diego St. (5/2)
 Justin Howard2010
 vs. Coppin St. (4/18)
 Joe Salas2004
 vs. Air Force (4/17)
 Dusty Young2003
 vs. N.M. Highlands (2/9)
Season:...35Robert Gonzales(1998)
Career:...78DJ Peterson (2011-13)
 Daniel Stovall..... (2004-07)

TRIPLES

Game:.....3.....Jim Economides1957
 vs. Denver
Season:...17Keith Hagman(1980
 (NCAA record)
Career:...31Larry Harrison(1980-83)

HOME RUNS

Game:.....4Brian Cavazos-Galvez .2008
 vs. Air Force (4/12)
Season:...25Chris Alexander (2003)
Career:...53Aaron Sisk..... (1998-00)

GRAND SLAMS

Game:.....2*Reed Spenrath (2024)*
vs. Nevada (5/10)
2.....Mark Gulseth1992
 vs. San Diego St. (4/19)
Season:...4*Will Asby (2024)*
3.....Mark Wulfert(1995)
Career:...5.....Mark Wulfert(1993-95)

TOTAL BASES

Game:.....19Brian Cavazos-Galvez .2008
 vs. Air Force (4/12)
Season:..207 ...Keith Hagman (1980)
Career:...550 ...Daniel Stovall (2004-07)

STOLEN BASES

Game:.....5.....Cory Robbins1998
 vs. N.M. Highlands (2/10)
Season:..56Luke Oglesby(1993)
Career:...123.....Travis Young(1994-97)

WALKS

Game:.....5.....Done 2 times
 DJ Peterson.....2013
 vs. UC Riverside (3/9)
 Luke Oglesby1993
 vs. Texas Tech (2/25)
Season:..56Mike Foote(1980)
Career:...152.....Lon Yamaguchi(1996-99)

HIT BY PITCH

Game:.....3.....Done 3 times:
 Jared Holley2013
 vs. LaSalle (3/5)
 Jordan Pacheco2006
 vs. New Mexico St. (2/28)
 Paul Huiitt1990
 vs. N.M. Highlands (2/28)
Season:..19Aaron Santini(1992)
Career:...40.....Jared Holley(2013-16)

SEASON STATISTICAL RECORDS

BATTING AVERAGE

1. .3632009
 2. .3611986
 3. .3551985
 4. .3541980
 5. .3462010
 6. .34542002
 7. .34512003
 8. .34441993
 9. .34431999
 10. .3381997

WIN PCT. (min. 40 games)

1. .740 (37-13-0).....1968
 2. .712 (42-17-0).....1985
 3. .674 (29-14-0).....1972
 4. .651 (41-22-0).....1980
 5. .649 (37-20-0)2009
 6. .647 (37-20-1)2014
 7. .633 (38-22-0)2010
 8. .629 (39-23-0)2016
 9. .627 (37-22-0)2013
 10. .625 (35-21-0)2000
 .625 (35-21-0)1993

ERA

1. 2.871968
 2. 3.401969
 3. 3.861975
 4. 3.921976
 5. 4.071962
 6. 4.131977
 7. 4.211973
 8. 4.232014
 9. 4.291970
 4.291967

FIELDING PCT.

1. .9762009
 2. .9742023
 .9742017
 4. .9732008
 5. .9722015
 6. .9712021
 .9712016
 .9712010
 9. .9702007
 10. .9692013
 .9692006

SLUGGING PCT.

1. .6041986
 2. .5721985
 3. .5701980
 4. .5671998
 5. .5642003
 6. .5602023
 7. .5542010
 8. .5451999
 9. .5422005
 10. .5151993

ON BASE PERCENTAGE

1. .4451985
 2. .4441993
 3. .4431986
 4. .4401980
 5. .4322009
 6. .4242003
 7. .4222013
 8. .4221987
 9. .4201992
 10. .4191994

LAST TIME IT HAPPENED...

HITTING (Individual)

Grand slam:.....*Reed Spenrath (x2) vs Nevada, 5/10/24*
Hit for the cycle: Danny Collier vs. Air Force, 3/24/18
Five hits:*Khalil Walker vs. UNLV, 3/9/24*
Six hits: Carl Stajduhar vs. Fresno St., 4/9/16
Eight at bats: Josh Mader vs. Air Force, 5/2/03
Four runs:*Jake Holland at Nevada, 3/17/24*
Five runs:*Khalil Walker vs. UNLV, 3/9/24*
Six runs: Justin Howard vs. Coppin St., 4/18/10*
Five RBI:*Jake Holland vs. San Jose St., 3/22/24*
Six RBI: *Will Asby at Texas Tech, 4/23/24*
Seven RBI:*Jake Holland vs. San Jose St., 3/23/24*
Eight RBI: Justin Olson vs. Fresno State, 4/29/23
Nine RBI: *Reed Spenrath vs Nevada, 5/10/24*
10 RBI: Brian Cavazos-Galvez vs. Air Force, 4/12/08*#
Three doubles:*Jake Holland at Nevada, 3/17/24*
Four doubles: Reece Weber vs. San José St., 5/10/15
Four extra-base hits:*Jake Holland at Nevada, 3/17/24*
Two triples: *Reed Spenrath at Nevada, 3/16/24*
Back-to-back-to-back triples: ... Mike Brownstein, Dane Hamilton, Brian Cavazos-Galvez vs. TAMU-CC (Game 2), 2/21/09
Inside-the-Park home run:DJ Peterson vs. TCU, 5/20/11
Walk-off home run: *Devon Dixon vs. San Diego St., 4/28/24*
Walk-off grand slam: *Devon Dixon vs. San Diego St., 4/28/24*
Two home runs: *Will Asby at Texas Tech., 4/24/24*
Three home runs: *Reed Spenrath vs Nevada, 5/10/24*
Four home runs: ... Brian Cavazos-Galvez vs. Air Force, 4/12/08*#
Two home runs in one inning: Josh Mader at Utah, 4/8/04
Two+ players with multi-homers: Brian Cavazos-Galvez (4), Kevin Atkinson (2) vs. Air Force, 4/12/08
Back-to-back homers: *Chase Weissenborn, Khalil Walker at Texas Tech., 4/24/24*
Back-to-back-to-back homers: Daniel Stovall, Matt Hibbitts, Ian Hollick vs. Hawaii-Hilo, 4/28/07
Multiple back-to-back homers in same game: (2), Joe Salas, Daniel Stovall, vs. Air Force, 5/16/04
HR in 3 straight games: ... *Jake Holland vs. San Jose St., 3/22-24/24*
HR in 4 straight games:*Jake Holland vs. NMSU, SJSU, 3/17-24/24*
Three + sacrifice bunts in a game: 3, Jared Holley at Nevada 4/20/13
Four strikeouts: Deylan Pigford vs. Fresno State, 4/28/23
Three HBP: Jared Holley vs. LaSalle, 3/5/13
Three stolen bases: *Tye Wood vs. Nevada, 5/11/24*
Four Walks:*Reed Spenrath vs. Hofstra, 3/2/24*
Five Walks: DJ Peterson vs. UC Riverside, 3/9/13*

HITTING (Team)

Five + home runs (team): ... 7, vs. Fresno State (W, 17-7), 4/29/23
20+ hits: *21, at Texas Tech (W, 17-3), 4/24/24*
25+ hits: *25, vs. Fresno St. (L, 23-19), 4/13/24*
30+ hits: 31, vs. Binghamton (Game 1), 3/7/09
Allowed 20 + hits: *26, vs. San Jose St., 3/22/24*
20+ runs: 20, vs. St. Bonaventure (W, 20-3), 3/4/23
Allowed 20 + runs: *23, vs. Fresno St. (L, 23-19), 4/12/24*
30+ runs: *31, vs. UNLV (W, 31-15), 3/9/24*
20+ RBI: *28, vs. UNLV (W, 31-15), 3/9/24*
40+ total bases: 42, vs. Fresno State, 4/29/23
50+ total bases: 52, vs. Northern Colorado, 2/24/23
60+ total bases: 61, vs. Air Force, 4/12/08
No strikeouts: 5/4/14 vs. San Diego St. (35 at-bats)
No walks: 3/31/23 vs. San Diego State (34 at-bats)
10+ strikeouts: *14, at UNLV, 5/3/24*
10+ walks: *10, at NM State, 4/30/24*
15+ walks: *17, vs. Hofstra, 3/2/24*
5+ HBP: 5, vs. San Jose State, 4/29/22
Was no-hit (7-inning game): *at San Diego State, 3/29/24*
Was no-hit (9-inning game): at Wichita St., 3/20/90

PITCHING (Individual)

No-hitter (7-inning game): Mike Connell vs. N.M. Highlands, 3/24/77
No-hitter (9-inning game): Jim Kremmel vs. Arizona, 4/17/70
One-hitter: Tyler Stevens vs. Air Force, 4/12/15
Complete game:
Cody Dye vs. UNLV, 4/21/18.....
Justin Armbruster at San Jose State, 5/22/21 (7 innings)
Complete-game shutout: Colton Thomson vs. Nevada, 5/26/16
10+ strikeouts: ...12, Justin Armbruster at San Jose State, 5/22/21
15+ strikeouts:17, Justin Armbruster at Fresno State, 3/13/21
No walks (complete game): Justin Armbruster at San Jose State, 5/22/21

PITCHING (Team)

10+ strikeouts: *14, vs. Nevada, 5/10/24*
15+ strikeouts:16, vs. Nevada, 3/27/21
No strikeouts:3/5/17 at Air Force
... (J. Tripp 30 BF; D. Gillespie 5 BF, A. Isenhardt 1 BF, C. Tripp 8 BF)
No walks: *vs. South Dakota State, 2/22/24*
10 + walks:at California, 5/14/22

FIELDING

Five+ errors (Team): 6, vs. San Jose State, 4/8/23
Three+ errors (Ind.):3, Hayden Schilling
..... vs. Central Michigan, 2/22/18
Eight+ assists: 8, Konner Kinkade
..... vs. Texas Tech, 3/28/23
Caught three runners stealing: Mitch Garver
..... vs. Texas Tech, 4/25/12
15 + putouts:15, Reed Spenrath
..... vs. New Mexico State, 3/21/23
UNM turned a triple play: 5/13/16 vs. Nevada (4-6-3-2)
UNM hit into a triple play: 4/23/09 at BYU

SCORING AND MISCELLANEOUS

Stole home:Harry Fullerton vs. Nevada, 3/27/21
Stole seven+ bases: 7, 4/17/13 vs. New Mexico St. (W, 13-6)
Tied:4/28/19 at Fresno St. (T, 6-6)
Shut out: *5/11/24 vs. Nevada (L, 0-2)*
Shut out opponent: *5/10/24 vs. Nevada (W, 16-0)*
Shut out at home: *5/11/24 vs. Nevada (L, 0-2)*
Shut out on the road: *3/29/24 at San Diego St. (L, 0-13/7 Inn.)*
Shut out opponent at home: *5/10/24 vs. Nevada (W, 16-0)*
Shut out opponent on road: .4/18/23 at New Mexico St. (W, 13-0)
Recorded back-to-back shutouts:5/6-5/7, 2011
..... vs. Air Force (5-0, 10-0)
Recorded three straight shutouts:2/24-3/3, 1973
..... vs. New Mexico St. (1-0) and New Mexico Highlands (7-0, 4-0)
Shut out in back-to-back games:3/14-15/2017 at Oklahoma St.
Most runs in three-game series: 73, vs. Air Force (4/13-14, 2006)
Consecutive one-run games: *2, vs. UNLV, at ASU (3/10-12/24)*
Four straight one-run games: vs. BYU, Gonzaga, Northern Colorado, 2/15-23, 2020
Five straight one-run games: March 18-24, 2015*

LAST TIME IT HAPPENED... CONTINUED

EXTRA INNINGS

Won an extra-inning game: 4/30/23 vs. Fresno State (6-5, 10 inn.)
Lost an extra-inning game: 3/2/24 vs. Hofstra (15-16, 10 Inn.)
Extra inning games in a row: 2, 4/23-4/24, 2021 at Washington
3 straight extra-inning games: at Utah, 4/9-11, 2009
Played a 10-inning game: 3/2/24 vs. Hofstra
Played an 11-inning game: vs. Fresno State, 3/13/22 (W, 9-8)
Played a 12-inning game: vs. Minnesota, 2/20/22 (W, 4-3)
Played a 13-inning game: vs. Columbia, 6/1/13 (L, 6-5, NCAA Tourn.)
Played a 14-inning game: vs. Eastern N.M., 2/5-6, 1996 (W, 8-7)
Played a 15-inning game: at New Mexico St., 2/9/02 (L, 4-3)

IN AN INNING

10+ runs in an inning: 10, at UNLV (5/5/24)
15+ runs in an inning: 15, vs. Savannah St., 3/11/05
4+ homers in an inning: 4, at Air Force, 5/19/05
5+ doubles in an inning: 5, at Nevada, 4/21/13
4+ triples in an inning: 4, vs. TAMU-CC (Game 2), 2/21/09^
10+ hits in an inning: 10, at UNLV (5/5/24)
10+ consecutive hits: 10, at UNLV (5/5/24)
10+ consecutive batters reach base: 11, at UNLV (5/5/24)
15+ consecutive batters reach base: .16, vs. Savannah St., 3/11/05
Player w/hits from both sides of plate: Sam Haggerty
 vs. Fresno St. 4/12/13

UNM SCORING IN AN INNING

Most runs in top of 1st: 11, at Air Force (5/14/09)
Most runs in top of 2nd: 10, 2x, last at Air Force (4/15/97)
Most runs in top of 3rd: 8, 3x, last at Air Force (4/25/10, Game One)
Most runs in top of 4th: 12, at Air Force (4/15/07)
Most runs in top of 5th: 12, at Air Force (4/17/04)
Most runs in top of 6th: 10, at Air Force (5/19/16)
Most runs in top of 7th: 10, at UNLV (5/5/24)
Most runs in top of 8th: 12, at Utah (4/1/00)
Most runs in top of 9th: 9, at New Mexico St. (2/16/86)
Most runs in top of 10th: 4, at Texas St. (2/11/06)
Most runs in top of 11th: 6, at Arizona (1/30/93)
Most runs in top of 12th: 3, at Washington (4/24/21)
Most runs in top of 13th: N/A
Most runs in top of 14th: N/A
Most runs in top of 15th: 1, vs. Gonzaga at Fresno St. (3/31/72)

Most runs in bottom of 1st: 11, 2x, last vs. St. Bonaventure. (3/4/23)
Most runs in bottom of 2nd: 15, vs. Savannah St. (3/11/05)
Most runs in bottom of 3rd: 13, vs. NM Highlands (2/28/90)
Most runs in bottom of 4th: ... 12, vs. Air Force at UNLV (5/27/04)
Most runs in bottom of 5th: 10, 2x, last vs. Utah (4/22/06)
Most runs in bottom of 6th: 20, vs. Utah (3/13/93)*
Most runs in bottom of 7th: 11, vs. Texas St. (2/18/05)
Most runs in bottom of 8th: 12, 3x, last vs. Fresno St. (4/13/13)
Most runs in bottom of 9th: 9, 2x, last vs. New Mexico St. (3/26/02)
Most runs in bottom of 10th: 7, vs. Louisiana Tech (3/13/10)
Most runs in bottom of 11th: 2, 2x, last vs. Fresno St. (3/13/22)
Most runs in bottom of 12th: 2, vs. UNLV (3/9/14)
Most runs in bottom of 13th: 1, 2x, last vs. Northwestern (3/7/03)
Most runs in bottom of 14th: 1, 2x, last vs. ENMU (2/5-6, 1996)
Most runs in bottom of 15th: N/A

OPPONENT SCORING IN AN INNING

Most runs in top of 1st: 12, vs. BYU (3/26/94)
Most runs in top of 2nd: 9, vs. UC Riverside (4/18/19)
Most runs in top of 3rd: 12, vs. Wichita St. (3/16/89)
Most runs in top of 4th: 11, vs. Rice (4/11/98)
Most runs in top of 5th: 10, 2x, last vs. UNLV (4/3/22)
Most runs in top of 6th: 10, vs. BYU (4/11/02)
Most runs in top of 7th: 11, vs. BYU (4/6/00)
Most runs in top of 8th: 8, 2x, last vs. Rice (4/12/98)
Most runs in top of 9th: 12, vs. BYU (3/18/05, Game Two)

Most runs in top of 10th: 9, vs. San Francisco (3/18/06)
Most runs in top of 11th: 6, vs. Nevada at Las Vegas, Nev. (5/23/14)
Most runs in top of 12th: 1, 4x, last vs. UNLV (3/9/14)
Most runs in top of 13th: 1, 2x, last vs. Columbia (6/1/13)
Most runs in top of 14th: N/A
Most runs in top of 15th: N/A

Most runs in bottom of 1st: 11, at Arizona St. (2/9/80, Game One)
Most runs in bottom of 2nd: 16, at Texas Tech (3/15/22)*
Most runs in bottom of 3rd: 15, at Hawaii (4/22/89)
Most runs in bottom of 4th: 12, 2x, last at Air Force (4/15/90)
Most runs in bottom of 5th: 12, at Cal St. Fullerton (3/7/86)
Most runs in bottom of 6th: 12, at LMU (3/11/86)
Most runs in bottom of 7th: 9, at California (5/14/22)
Most runs in bottom of 8th: 11, vs. Oregon State (2/18/22)
Most runs in bottom of 9th: 4, 7x, last at Air Force (4/15/07)
Most runs in bottom of 10th: 4, at Air Force (4/24/65)
Most runs in bottom of 11th: 2, vs. BYU at San Diego St. (3/31/06)
Most runs in bottom of 12th: 2, vs. BYU at San Diego St. (3/31/06)
Most runs in bottom of 13th: N/A
Most runs in bottom of 14th: N/A
Most runs in bottom of 15th: 1, at New Mexico St. (2/9/02)

SERIES

Swept non-conf. series, home: ..vs. Northern Colo., 2/24-26, 2023
Swept non-conf. series, road: at No. 23 Oklahoma St., 3/14-15, 2017
Swept in non-conf. series, home: vs. Dallas Baptist, 3/4-6, 2016
Swept in non-conf. series, road: at California, 5/13-15/2022
Swept MW series, home: vs. San Diego State, 4/26-28, 2024
Swept MW series, road: at San Jose State, 5/22-23, 2021
Swept multiple MW series in a row: 3, 3/3/17-3/26/17
 at Air Force, vs. San José St., at UNLV
Swept in MW series, home:vs. San Diego State, 3/31-4/2, 2023
Swept in MW series, road: at Air Force, 5/8-9, 2021
Swept in multiple MW series in a row: 3, 4/2-5/9/2021
 at San Diego State, vs. Fresno State, at Air Force

WALK-OFFS

Won on last at-bat: 4/28/24
 Devon Dixon vs. San Diego State (9-7, 9 Inn.)
Back-to-back games won in last at-bat: 2/24/24
 vs. South Dakota State (12-11, 9-8)
Lost on last at-bat: 3/22/24
 vs. San Jose State
Scored two runs in last at-bat: 5/20/22
 vs. South Dakota State (13-2, run rule 7 innings)
Scored three runs in last at-bat: 2/24/24
 vs. Texas Tech (11-10, 9 innings)
Scored four runs in last at-bat: 4/28/24
 Devon Dixon vs. San Diego State (9-7, 9 Inn.)
Scored five runs in last at-bat: 5/20/22
 vs. Air Force (13-12, 9 innings)
Scored six runs in last at-bat: 5/20/22
 vs. Air Force (13-12, 9 innings)
Scored seven runs in last at-bat: 5/20/22
 vs. Air Force (13-12, 9 innings)
Scored nine runs in last at-bat: 3/21/99
 vs. TCU (17-16)
Allowed two runs in last at-bat: 3/18/23
 at Fresno State (8-9)
Allowed three runs in last at-bat: 4/2/21
 at San Diego State (9-10)
Allowed four runs in last at-bat: 4/2/21
 at San Diego State (9-10)
Allowed five runs in last at-bat: 4/2/21
 at San Diego State (9-10)
Allowed six runs in last at-bat: 4/2/21
 at San Diego State (9-10)

* = School record
 # = Mountain West record

SANTA ANA STAR FIELD - ALBUQUERQUE, N.M.

Santa Ana Star Field has become one of the toughest places for opponents to play in college baseball as The University of New Mexico baseball team is 166-98-2 (.629) since returning to its former location on March 24, 2013 after nine seasons at Isotopes Park. For decades the home of UNM baseball was known as Lobo Field, but thanks to a 10-year, \$1 million naming rights gift from Tamaya Enterprises, Lobo Field was rechristened Santa Ana Star Field on Dec. 11, 2015.

"We are delighted to strengthen our relationship with Tamaya Enterprises, who have been long-standing supporters of the Lobos," said former UNM Vice President for Athletics Paul Krebs. "The field naming rights is a great example of their commitment to the community and provides us an opportunity for Lobo Athletics to give back to the Pueblo of Santa Ana. The beneficiary of this field naming rights is not just our baseball program but our entire community and state." That was the second major announcement regarding the facility in a three-week span in 2015 as on Nov. 20, the UNM Board of Regents approved construction for the \$2.3 million R.D. and Joan Dale Hubbard Clubhouse.

"This has been a long process, but I want to thank the Hubbards, Scott Grady and his family, our administration, Vice President for Athletics Paul Krebs, and everyone on main campus that helped this project," UNM head coach Ray Birmingham said. "I could go on for hours thanking people because so many have helped make this possible." Santa Ana Star Field received a major upgrade that started before the 2013 season. It received a FieldTurf playing surface, upgraded scoreboard, dugouts, bullpens, and bleachers as a part of the first phase of the Santa Ana Star Field renovation. Further renovations and phases will enhance the concessions areas, the fan plaza between Santa Ana Star Field and the softball field, the press box and the bleachers. Lights were installed



in the fall of 2013.

"We have lights because of (former Lobo) Dee Dennis and a bunch of guys who chipped in to help me and Dee do this," Birmingham said. "This is Lobo Field. This is (the state of) New Mexico's baseball field, at least that's how I feel about it. ... There will not only be Lobo games on here, but there will also be state championship games here. We hope to bring in some great big tournaments over the years to this city and let our kids experience the world. We think New Mexico kids can get the rest of the experiences that the rest of the country has, then they will grow faster and realize they're as good










UNM ALL-TIME AT S.A.S. FIELD

| YEAR | W | L | T | PCT. |
|--------------|------------|------------|----------|-------------|
| 2013 | 14 | 2 | 0 | .875 |
| 2014 | 23 | 8 | 1 | .734 |
| 2015 | 20 | 10 | 0 | .667 |
| 2016 | 19 | 8 | 0 | .704 |
| 2017 | 19 | 10 | 0 | .655 |
| 2018 | 11 | 14 | 1 | .442 |
| 2019 | 14 | 16 | 0 | .467 |
| 2020 | 9 | 1 | 0 | .900 |
| 2021 | 9 | 6 | 0 | .600 |
| 2022 | 11 | 13 | 0 | .458 |
| 2023 | 17 | 10 | 0 | .630 |
| 2024 | 18 | 10 | 0 | .640 |
| TOTAL | 184 | 108 | 2 | .630 |

as anybody."

While now-ABCA Hall of Famer Rich Alday was UNM's head coach, his son Ambrose passed away at age 16 in 1995 from cancer. The Ambrose Alday Memorial Scholarship Fund was set up at New Mexico, and UNM's hitting facility was officially named in their honor ahead of UNM's home game on Feb. 23, 2024, with Norma and the Alday family honored pregame.

TV / PHOTO ROSTER





TOD BROWN HEAD COACH

Tod Brown was named the 12th Lobo Baseball Head Coach on June 17, 2021. He enters the 2024 season in his third year at the helm.

In Brown's second season, the Lobos posted their best winning percentage in a full season since 2017 (.510), finishing fifth in the Mountain West standings (26-25, 13-17 MW) and leading the league in a variety of categories including team batting average (.328), runs (441), RBI (411), triples (24), home runs (87), slugging % (.559) and on-base % (.406). UNM also improved from a 9.06 ERA as a team in Brown's first season to a 5.95 ERA — the program's lowest in a single season since 2016 — while

averaging only 3.20 walks per nine innings, its fewest since 2014. Following the completion of that season, RHP Isaac Gallegos became the first UNM player coached by Brown to be selected in the MLB Draft, going in the 16th Round to the Atlanta Braves.

The 2023 Lobos ranked in the Top 10 in the country in a variety of team statistical categories:

No. 3 in Batting Average (.329)

No. 9 in Double Plays per Game (0.94)

No. 5 in Doubles Per Game (2.45)

No. 10 in Runs per Game (8.60)

No. 4 in Slugging Percentage (.560)

No. 5 in Triples (24) and Triples per Game (0.47)

No. 10 in Walks Allowed per Nine Innings (3.20)

Following the 2023 season, the Lobos also got three All-MW selections — first baseman Reed Spennath was a first-team selection, while third baseman Dylan Ditzenberger and left fielder Lenny Junior Ashby were second-team selections. Ditzenberger went on to be named a CSC Academic All-American for his efforts on the field and in the classroom. Both UNM teams that Brown has coached (2022, 2023) have earned the ABCA Team Academic Excellence Award for their academic accomplishments.

In the 2022 season — Brown's first season in Albuquerque — UNM went 21-33 and finished sixth in the MW standings, with Lenny Junior Ashby and Jeffrey David named to the All-MW Second Team.

PRIOR TO UNM

Brown came to New Mexico after a successful 14 years and 341 wins with North Dakota State, where he currently sits as the second-winningest coach in program history and is the all-time leader in wins per season (24.4). In 2021, Brown led the Bison to the 2021 NCAA Tournament, winning its first Division I postseason game 6-1 over Mountain West opponent Nevada. In the same season, NDSU broke a school record with 20 Summit League victories, besting the previous record of 19 set by his 2017 team, and posted an overall record of 42-19. The Bison also led the nation with 25 road wins and set new school records in strikeouts (474) and putouts (1,567) in a single season.

Brown is no stranger to winning — he owns the two highest single season win totals in NDSU history (42 wins in 2021, 40 wins in 2012), and the only two 40+ win seasons by the program. Brown also owns three of the top-five single-season win totals in NDSU history. Under Brown's leadership, NDSU has played in five Summit League championship games, winning it outright in 2021 and 2014, and qualified for the league's baseball championship eight out of the last 11 years.

Brown took the helm of NDSU in 2008 and turned around a program that had faced three consecutive losing seasons, posting just 38 wins from 2005-07. In 2012, NDSU won a then-school-record 40 games, including an 8-2 win over a No. 5-ranked Arizona team that went on to win the 2012 College World Series. North Dakota State had a school-record .973 fielding percentage and posted a team ERA of 3.38, which was the program's lowest ERA in 37 years.

In 2016, the Bison posted a 29-25 overall record and set a new record for home wins at Newman Outdoor Field with 17 victories. In addition, North Dakota State set a new single season record in saves (17). NDSU defeated No. 19-ranked Minnesota on April 26 in Fargo, marking the second-ever win over an NCAA Division I top-25 opponent.

In the Summit League, Brown has coached two Summit League Players of the Year, one Summit League Newcomer of the Year, 46 All-Summit League selections, 22 Summit League Players of the Week, and 30 Summit League Pitchers of the Week. Under his leadership, Brown has also led players to two Collegiate Baseball Freshmen All-America selections and two College Baseball National Players of the Week.

Not only does Brown produce talent on the field, but also in the classroom. During his tenure at NDSU, Brown has had three NCAA Postgraduate Scholarship Winners, one Senior CLASS Award All-America, one CoSIDA Academic All-America Athlete of the Year, nine CoSIDA Academic All-America selections, 11 CoSIDA Academic All-District selections, one Summit League Scholar-Athlete of the Year, 16 Summit League Academic All-League selections, and was twice honored by NCAA with Public Recognition for perfect APR scores (2012-13 and 2015-16).

The Tucson, Ariz. native, was a left-handed pitcher for the Arizona Wildcats from 1989-94, leading the team in 1992 to a Pac-10 Championship. In 1993 he won six games and saved eight, setting a record with 35 appearances as Arizona fell one game short of Omaha.

Brown then made a career out of coaching college ball in the northern tier of the country. He came to NDSU after eight seasons in Ohio as the pitching coach and recruiting coordinator for Bowling Green State University.

During this time, he recruited or helped develop eight players who have reached the major leagues, including former UNM pitching standout Jamie Vermilyea, who played for the Lobos from 2001-03. This list also includes Jay Flaa, who made his MLB debut this year, J.J. Hardy and pitcher Tim Wood

The Brown File

Education

University of Arizona 1989-94

Coaching Experience

2008-2021 Head Coach North Dakota State
2022-Present Head Coach University of New Mexico

Career Coaching Record (Year-By-Year)

| School | Year | Record | Win Pct. |
|-------------|---------------|----------------|-------------|
| NDSU | 2008 | 15-30 | .333 |
| NDSU | 2009 | 16-28 | .372 |
| NDSU | 2010 | 22-30 | .423 |
| NDSU | 2011 | 22-32 | .407 |
| NDSU | 2012 | 40-20 | .667 |
| NDSU | 2013 | 26-27 | .491 |
| NDSU | 2014 | 25-26 | .490 |
| NDSU | 2015 | 21-30 | .412 |
| NDSU | 2016 | 29-25 | .537 |
| NDSU | 2017 | 31-25 | .554 |
| NDSU | 2018 | 26-24 | .520 |
| NDSU | 2019 | 19-24 | .442 |
| NDSU | 2020* | 8-9 | .471 |
| NDSU | 2021 | 42-19 | .689 |
| NDSU | 14 yrs | 341-350 | .493 |
| UNM | 2022 | 21-33 | .390 |
| UNM | 2023 | 26-25 | .541 |
| UNM | 2024 | 23-20 | .548 |
| UNM | 3 yrs | 70-78 | .476 |
| Career | 17 yrs | 411-428 | .490 |

*Incomplete season due to COVID-19

COACH BROWN VS. 2025 OPPONENTS

| OPPONENT | OVERALL | UNM | LAST |
|-----------------|---------|------|---------|
| Air Force | 7-8 | 7-8 | 4/21/24 |
| Arizona | 2-13 | 1-3 | 4/2/24 |
| AUSTIN PEAY | 0-0 | 0-0 | -- |
| Fresno State | 8-7 | 8-7 | 4/14/24 |
| GRAND CANYON | 0-3 | 0-2 | 3/14/23 |
| Nevada | 9-7 | 8-7 | 5/12/24 |
| New Mexico St. | 7-4 | 7-4 | 4/30/24 |
| N. Colorado | 20-14 | 0-0 | 2/25/23 |
| Oregon State | 1-5 | 1-4 | 2/19/23 |
| RHODE ISLAND | 0-0 | 0-0 | -- |
| Sam Houston | 0-2 | 0-2 | 4/7/24 |
| San Diego State | 4-11 | 4-11 | 4/28/24 |
| San Jose State | 6-9 | 6-9 | 5/18/24 |
| SETON HALL | 0-0 | 0-0 | -- |
| TARLETON | 0-0 | 0-0 | -- |
| Texas Tech | 3-5 | 3-5 | 3/5/24 |
| UC IRVINE | 0-0 | 0-0 | -- |
| UNLV | 7-8 | 7-8 | 5/5/24 |
| WASHINGTON ST. | 0-0 | 0-0 | -- |

from Sabino High School, in Tucson, Ariz., outfielder Shelley Duncan and pitchers Josh Pearce and Ben Diggins at the University of Arizona, and pitcher Burke Badenhop and outfielder Nolan Reimold from Bowling Green.

After two years as the pitching coach at Sabino High School in Tucson, Ariz., Brown began his collegiate coaching career in 1999 as a volunteer assistant for Arizona. He worked with pitchers and catchers and was the first-base coach for the Wildcats, who qualified for an NCAA regional. Brown was also a head coach for the San Francisco Seals of the California Coastal Collegiate League in the summer of 1999, compiling a 43-29 record and making a fourth-place finish in the National Baseball Congress World Series.

Tod and his wife Janet have a 23-year old son, Brooks, and a 20-year old daughter, Blake.



MICHAEL LOPEZ

ASSISTANT COACH: PITCHING

Michael Lopez, who previously served as head coach at Howard Community College in Big Spring, Texas, joined the Lobos in the 2021-22 season as a pitching coach. Lopez joined the Lobo squad after spending two seasons at the helm of the Howard program, bolstering a 48-19 overall record.

In 2024, UNM's pitching staff struck out 394 batters in Lopez' third year — the most since 2019 and seventh-most in program history — and collected 10 saves, also the most since 2019. They finished the season with the most wins (28) since 2017 with a No.

2 seed in the MW Tournament, finishing one game away from a regular season championship. In the second season with Lopez coordinating UNM's pitching, the team's ERA improved from 9.06 to 5.95 — UNM's lowest since 2016. UNM pitchers under Lopez also posted their lowest WHIP (1.59) since 2015 and fewest walks per nine innings (3.20) since 2014 in the process, with RHP Isaac Gallegos selected in the 2023 MLB Draft following the season's completion. Under Lopez, two Howard Hawks were named to the 2021 All-Region V Baseball Team, including pitcher Kris Anglin, who led the league in strikeouts (103). Howard's Ethan Coombes was second in the league in strikeouts, retiring 82 throughout the season. Prior to becoming the head coach of the Hawks, Lopez spent three years as an assistant coach under previous head coach, Rob Martinez.

During his time at Howard College, Lopez worked primarily with the pitchers and served as the recruiting coordinator. He has had over 40 players sign with Division I schools during his tenure, three players sign contracts with professional teams, and three players selected as

NJCAA All-Americans.

Lopez originally came to Howard College after a one-year stint with a brand-new NAIA program, Marymount California University (MCU). During his one year at MCU, Lopez was named the associate head coach and helped with day-to-day recruiting.

In the first year of the program, Lopez helped the Mariners win the CAL PAC Conference Championship and reach the 2016 West Grouping Championship. Lopez had three players selected to the 2016 All-California Pacific Conference Team while also coaching the CAL PAC conference player of the year and the CAL PAC Freshman of the year.

Prior to coaching at Marymount California University, Lopez was the volunteer assistant coach for two seasons at the University of Arizona under head coach Andy Lopez. Lopez assisted with the pitchers during practices and helped run the bullpen during games. Off the field, his job consisted of preparing scouting reports on opposing teams, directing the Andy Lopez Baseball Camp, and assisting with recruiting.

Lopez's collegiate career in baseball includes four years (2009-2012) at the University of Arizona. Lopez was named captain of the 2012 team, which won the NCAA National Championship in Omaha, Nebraska.

Lopez graduated from The University of Arizona in 2013 with a bachelor's degree in family studies.



MATT RISDON

ASSISTANT COACH / RECRUITING COORDINATOR

Matt Risdon joined the Lobo Family in 2022 as a volunteer assistant coach, and he currently serves recruiting coordinator and assistant coach. Risdon was previously at Lenoir-Rhyne University for three seasons. Risdon was a Division I catcher at Western Illinois for two seasons and served on the coaching staff for the Fighting Leathenecks from August 2015-July 2019. At UNM, he has been primarily responsible for coaching fielders and hitters.

In 2023, Risdon-coached hitters posted UNM's highest team batting average since 2013 (.328) — good

for best in the conference and No. 3 in NCAA D-I — while leading the MWC in OPS, hits, runs, triples, RBI and home runs. The Lobos' .974 fielding percentage in 2022 was the second-best in program history and best in the MWC, and their 48 double plays turned was the most in the conference.

The Lobos put up similar numbers in 2024 en route to their best MW finish (2nd) and first MW Tournament berth since 2017 — at the end of the season, UNM ranked No. 7 in NCAA D-I in Batting Average (.319) and No. 13 in On Base Percentage (.421) as well as No. 17 in Doubles Per Game (2.24), No. 31 in Slugging Percentage (.515), No. 25 in Scoring (8.4), leading the MW in nearly every offensive category. The Lobos posted a .968 fielding percentage while

ranking No. 15 in the nation in Double Plays Per Game (0.94).

In 2022, Risdon helped Lenoir-Rhyne University to the best season in program history with a 46-13 overall record and a record 25 wins at home. The Bears would post a 19-game winning streak, the longest in program history, and were ranked as high as No. 11 in the nation. The Bears would capture just the third SAC Tournament title in program history and advanced to just the second NCAA Tournament appearance in team history. Risdon was the catching coach and assisted with hitting and recruiting. In 2022 the Bears broke multiple offensive records such as: home runs, runs, RBIs, walks, HBPs, hits, as well as many other team records. The Bears season was capped off with their senior catcher, Nick Clarno, signing with the Atlanta Braves.

Risdon began his coaching career as the Director of Baseball Operations with WIU in August 2015 and served in that role for one season before being named the program's graduate assistant. After finishing his Master in Sports Management in May 2017, Risdon earned the title of assistant coach and recruiting coordinator prior to the 2018 campaign. Risdon was primarily responsible for catchers and assisted with hitting and infielders while also serving as the third base coach. Risdon helped with defensive positioning and discussed hitting approach with players during game review. Risdon also helped with administrative duties such as: travel, team meals, fundraising, scouting, and monitoring student-athlete academic eligibility.

Risdon played in 40 career games for Western Illinois. He earned his bachelor's degree in exercise science in 2015.



JUSTIN MITCHELL

ASSISTANT COACH: HITTING

Justin Mitchell joined the Lobo Family in August of 2023 and he serves as assistant coach. He coaches UNM's catchers as well as hitting for head coach Tod Brown.

In his first season as UNM's hitting coach, the Lobos wrapped up the regular season as the MW's statistical leaders in batting average (.323), slugging % (.521) and on-base % (.426) as well as runs (448), hits (588), RBI (415), total bases (947) and walks (285).

They ranked No. 8 in the nation in average at the conclusion of the season.

Mitchell spent the 2023 season as a graduate assistant coach at K-State under Pete Hughes. The 2023 Wildcats went 35-24 and advanced to the semifinals of the Big 12 Championship. His G.A. stint came after he played one season at K-State, hitting .308 with five homers and 22 RBIs over 52 games, playing catcher as a grad transfer. Mitchell played four seasons at Oklahoma, where he graduated. Over his time he played in 116 games, hitting .261 with two homers and 38 RBIs. He recorded 991 career putouts as a catcher.

He graduated from Oklahoma in 2022.

NEW MEXICO 2024 FIELDING STATS

| Player | c | po | a | e | fld% | dp | sba | csb | sba% | pb | ci |
|------------------------|------|------|-----|----|-------|----|-----|-----|-------|----|----|
| 26 MANSY, Luke | 19 | 8 | 11 | 0 | 1.000 | 2 | 0 | 0 | --- | 0 | 0 |
| 27 LOPEZ, David | 16 | 3 | 13 | 0 | 1.000 | 0 | 7 | 0 | 1.000 | 0 | 0 |
| 47 OTT, Ethan | 9 | 9 | 0 | 0 | 1.000 | 1 | 0 | 0 | --- | 0 | 0 |
| 23 JACKSON, Jaren | 6 | 0 | 6 | 0 | 1.000 | 0 | 6 | 1 | .857 | 0 | 0 |
| 31 PENGELLY, Dayne | 4 | 0 | 4 | 0 | 1.000 | 0 | 8 | 1 | .889 | 0 | 0 |
| 39 CASTILLO, Ryan | 3 | 0 | 3 | 0 | 1.000 | 0 | 3 | 1 | .750 | 0 | 0 |
| 19 STILL, Justin | 1 | 1 | 0 | 0 | 1.000 | 0 | 1 | 0 | 1.000 | 0 | 0 |
| 43 TRUJILLO, Gene | 1 | 1 | 0 | 0 | 1.000 | 0 | 0 | 0 | --- | 0 | 0 |
| 48 NEIL, Andrew | 1 | 1 | 0 | 0 | 1.000 | 0 | 2 | 0 | 1.000 | 0 | 0 |
| 22 BAKER-LIVINGSTON,Be | 1 | 0 | 1 | 0 | 1.000 | 0 | 0 | 0 | --- | 0 | 0 |
| 29 HARDY, Wyatt | 1 | 1 | 0 | 0 | 1.000 | 0 | 1 | 0 | 1.000 | 0 | 0 |
| 18 HOLLAND, Jake | 318 | 284 | 32 | 2 | .994 | 0 | 38 | 7 | .844 | 3 | 0 |
| 30 SPENRATH, Reed | 479 | 451 | 23 | 5 | .990 | 49 | 0 | 0 | --- | 0 | 0 |
| 11 STEPHENS, Sean | 58 | 56 | 1 | 1 | .983 | 0 | 0 | 0 | --- | 0 | 0 |
| 24 SMITH, Kyle | 100 | 94 | 4 | 2 | .980 | 0 | 22 | 0 | 1.000 | 1 | 0 |
| 2 WEISSENBORN, Chase | 116 | 31 | 82 | 3 | .974 | 26 | 0 | 0 | --- | 0 | 0 |
| 8 KINKADE, Konner | 188 | 73 | 110 | 5 | .973 | 27 | 0 | 0 | --- | 0 | 0 |
| 15 WALKER, Khalil | 109 | 104 | 2 | 3 | .972 | 0 | 0 | 0 | --- | 0 | 0 |
| 14 CARRIS, Akili | 67 | 21 | 43 | 3 | .955 | 2 | 0 | 0 | --- | 0 | 0 |
| 3 DIXON, Devon | 192 | 58 | 125 | 9 | .953 | 30 | 0 | 0 | --- | 0 | 0 |
| 12 ASBY, Will | 102 | 97 | 0 | 5 | .951 | 0 | 0 | 0 | --- | 0 | 0 |
| 4 WOOD, Tye | 75 | 69 | 1 | 5 | .933 | 0 | 0 | 0 | --- | 0 | 0 |
| 10 MUNGUIA, Austin | 9 | 8 | 0 | 1 | .889 | 0 | 0 | 0 | --- | 0 | 0 |
| 34 BARNHOUSE, Josh | 6 | 1 | 4 | 1 | .833 | 0 | 6 | 1 | .857 | 0 | 0 |
| 9 MCALISTER, Josh | 56 | 7 | 39 | 10 | .821 | 5 | 0 | 0 | --- | 0 | 0 |
| 40 BANNISTER, Wil | 11 | 3 | 6 | 2 | .818 | 0 | 3 | 1 | .750 | 0 | 0 |
| 33 PURSER, Daxton | 5 | 0 | 4 | 1 | .800 | 0 | 5 | 4 | .556 | 0 | 0 |
| 13 RUSSELL, Brett | 4 | 1 | 2 | 1 | .750 | 0 | 11 | 1 | .917 | 0 | 0 |
| 35 STEINKAMP, Arthur | 11 | 4 | 4 | 3 | .727 | 0 | 6 | 0 | 1.000 | 0 | 0 |
| 6 MCBROOM, Brian | 0 | 0 | 0 | 0 | .000 | 0 | 1 | 0 | 1.000 | 0 | 0 |
| 38 LEHMBECK, Blake | 0 | 0 | 0 | 0 | .000 | 0 | 0 | 0 | --- | 0 | 0 |
| 41 ROMERO, Blane | 0 | 0 | 0 | 0 | .000 | 0 | 0 | 0 | --- | 0 | 0 |
| 17 MOGEN, Cristian | 0 | 0 | 0 | 0 | .000 | 0 | 0 | 0 | --- | 0 | 0 |
| Totals | 1968 | 1386 | 520 | 62 | .968 | 51 | 60 | 10 | .857 | 4 | 0 |
| Opponents | 1889 | 1369 | 464 | 56 | .970 | 48 | 45 | 14 | .763 | 3 | 0 |

Hitting minimums - 1 Games 1 AB 2.0 AB/Game 1 TPA 2.0 TPA/Game

Pitching minimums - 1 Games 1.0 IP/Game

NEW MEXICO 2024 COMBINED STATS

Record: 28-26 Home: 18-10 Away: 8-12 Neutral: 2-4 MW: 17-13

| Date | Opponent | Score | Player | avg | slug | ob% | g | ab | r | h | 2b | 3b | hr | rbi | bb | so | sb | cs | e |
|-------|---------------------|---------|--|------------|------------|------------|-----------|-----------|-----------|-----------|-----------|----------|----------|-----------|-----------|-----------|------------|-----------|----|
| 2/16 | vs #7 Oregon State | L 6-15 | WALKER, Khaiil | .391 | .516 | .490 | 50 | 161 | 44 | 63 | 11 | 0 | 3 | 19 | 30 | 24 | 2 | 3 | 3 |
| 2/17 | vs CSU Bakersfield | W 4-3 | HOLLAND, Jake | .381 | .798 | .445 | 44 | 168 | 47 | 64 | 15 | 2 | 17 | 60 | 20 | 30 | 0 | 0 | 2 |
| 2/18 | vs Minnesota | L 2-11 | SPENRATH, Reed | .340 | .665 | .452 | 54 | 209 | 54 | 71 | 18 | 4 | 14 | 51 | 41 | 60 | 5 | 0 | 5 |
| 2/19 | vs CSU Bakersfield | W 6-2 | ASBY, Will | .333 | .601 | .422 | 54 | 213 | 59 | 71 | 17 | 2 | 12 | 59 | 30 | 27 | 1 | 1 | 5 |
| 2/22 | SOUTH DAKOTA STATE | L 5-11 | WOOD, Tye | .325 | .481 | .488 | 51 | 160 | 44 | 52 | 8 | 4 | 3 | 32 | 39 | 40 | 20 | 4 | 5 |
| 2/23 | SOUTH DAKOTA STATE | W 12-11 | CARRIS, Akili | .301 | .381 | .331 | 34 | 113 | 21 | 34 | 9 | 0 | 0 | 27 | 6 | 22 | 1 | 0 | 3 |
| 2/24 | SOUTH DAKOTA STATE | W 9-8 | KINKADE, Konner | .297 | .367 | .384 | 47 | 158 | 32 | 47 | 8 | 0 | 1 | 31 | 15 | 25 | 1 | 0 | 5 |
| 2/24 | SOUTH DAKOTA STATE | W 13-2 | SMITH, Kyle | .288 | .441 | .416 | 36 | 111 | 28 | 32 | 8 | 0 | 3 | 24 | 16 | 21 | 2 | 1 | 2 |
| 3/1 | HOFSTRA | L 9-10 | DIXON, Devon | .226 | .358 | .359 | 50 | 137 | 32 | 31 | 7 | 1 | 3 | 25 | 27 | 34 | 1 | 0 | 9 |
| 3/2 | HOFSTRA | L 15-16 | ----- | | | | | | | | | | | | | | | | |
| 3/2 | HOFSTRA | W 11-7 | OTT, Ethan | .329 | .553 | .431 | 30 | 85 | 18 | 28 | 7 | 0 | 4 | 23 | 12 | 26 | 0 | 0 | 0 |
| 3/3 | HOFSTRA | W 9-6 | WEISSENBORN, C | .313 | .417 | .380 | 28 | 96 | 14 | 30 | 4 | 0 | 2 | 21 | 9 | 27 | 0 | 0 | 3 |
| 3/5 | #17 TEXAS TECH | L 8-11 | TRUJILLO, Gene | .304 | .630 | .400 | 25 | 46 | 13 | 14 | 3 | 0 | 4 | 13 | 7 | 16 | 0 | 0 | 0 |
| *3/9 | UNLV | W 7-6 | STEPHENS, Sean | .300 | .367 | .417 | 39 | 90 | 18 | 27 | 2 | 2 | 0 | 14 | 13 | 17 | 9 | 5 | 1 |
| *3/9 | UNLV | W 31-15 | MCALISTER, Josh | .287 | .515 | .365 | 31 | 101 | 20 | 29 | 3 | 1 | 6 | 19 | 12 | 31 | 3 | 0 | 10 |
| *3/10 | UNLV | W 6-5 | MUNGUIA, Austin | .250 | .250 | .250 | 6 | 4 | 0 | 1 | 0 | 0 | 0 | 0 | 2 | 0 | 0 | 0 | 1 |
| 3/12 | at Arizona State | W 6-4 | MANSY, Luke | .194 | .226 | .419 | 14 | 31 | 8 | 6 | 1 | 0 | 0 | 3 | 12 | 5 | 0 | 0 | 0 |
| *3/15 | at Nevada | L 2-13 | NEIL, Andrew | .000 | .000 | .000 | 4 | 0 | 2 | 0 | 0 | 0 | 0 | 0 | 0 | 0 | 0 | 0 | 0 |
| *3/16 | at Nevada | L 3-4 | Totals | .319 | .515 | .421 | 54 | 1883 | 454 | 600 | 121 | 16 | 72 | 421 | 289 | 407 | 45 | 14 | 62 |
| *3/17 | at Nevada | W 10-8 | Opponents | .319 | .524 | .407 | 54 | 1935 | 442 | 617 | 143 | 25 | 68 | 405 | 240 | 394 | 60 | 10 | 56 |
| 3/19 | NEW MEXICO STATE | W 14-4 | | | | | | | | | | | | | | | | | |
| *3/22 | SAN JOSE STATE | L 13-16 | LOB - Team (461), Opp (454). DPs turned - Team (51), Opp (48). IBB - Team (3), | | | | | | | | | | | | | | | | |
| *3/23 | SAN JOSE STATE | W 7-5 | MCALISTER, J 2, SPENRATH, R. 1. Picked off - STEPHENS, S. 2, KINKADE, K. 2, | | | | | | | | | | | | | | | | |
| *3/23 | SAN JOSE STATE | W 17-4 | WALKER, K. 2, WOOD, T. 1, WEISSENBORN 1. | | | | | | | | | | | | | | | | |
| *3/28 | at San Diego State | W 5-2 | | | | | | | | | | | | | | | | | |
| *3/29 | at San Diego State | L 6-8 | Player | era | w-l | app | gs | cg | sh | sv | ip | h | r | er | bb | so | avg | hr | |
| *3/29 | at San Diego State | L 0-13 | RUSSELL, Brett | 5.87 | 4-4 | 16 | 8 | 0 | 0 | 0 | 61.1 | 61 | 47 | 40 | 17 | 45 | .253 | 10 | |
| 4/2 | at Arizona | L 1-9 | LOPEZ, David | 7.71 | 4-2 | 14 | 11 | 0 | 0 | 0 | 65.1 | 92 | 63 | 56 | 28 | 45 | .332 | 8 | |
| 4/5 | SAM HOUSTON | L 14-23 | ----- | | | | | | | | | | | | | | | | |
| 4/7 | SAM HOUSTON | L 3-14 | MOGEN, Cristian | 0.00 | 1-0 | 1 | 0 | 0 | 0 | 0 | 2.0 | 2 | 0 | 0 | 0 | 0 | .250 | 0 | |
| 4/9 | at New Mexico State | L 2-10 | BAKER-LIVINGSTON | 3.00 | 0-0 | 2 | 2 | 0 | 0 | 0 | 6.0 | 6 | 2 | 2 | 1 | 8 | .286 | 0 | |
| *4/12 | FRESNO STATE | L 5-10 | PURSER, Daxton | 5.66 | 1-2 | 12 | 7 | 0 | 0 | 0 | 35.0 | 33 | 25 | 22 | 26 | 37 | .246 | 2 | |
| *4/13 | FRESNO STATE | L 19-23 | BANNISTER, Wil | 5.76 | 2-0 | 22 | 5 | 0 | 0 | 3 | 50.0 | 57 | 34 | 32 | 24 | 29 | .282 | 8 | |
| *4/14 | FRESNO STATE | W 6-2 | STILL, Justin | 6.08 | 1-0 | 14 | 0 | 0 | 0 | 1 | 13.1 | 15 | 11 | 9 | 15 | 11 | .300 | 1 | |
| 4/16 | CSU-PUEBLO | W 3-1 | STEINKAMP, Arthur | 7.40 | 4-1 | 24 | 0 | 0 | 0 | 0 | 45.0 | 61 | 41 | 37 | 15 | 26 | .323 | 2 | |
| *4/19 | at Air Force | L 3-12 | PENGELLY, Dayne | 7.56 | 4-5 | 13 | 11 | 0 | 0 | 0 | 50.0 | 78 | 52 | 42 | 35 | 58 | .351 | 6 | |
| *4/21 | at Air Force | W 6-5 | JACKSON, Jaren | 8.75 | 3-5 | 24 | 2 | 0 | 0 | 1 | 47.1 | 74 | 49 | 46 | 28 | 49 | .351 | 10 | |
| *4/21 | at Air Force | L 7-18 | BARNHOUSE, Josh | 8.92 | 2-3 | 18 | 4 | 0 | 0 | 1 | 35.1 | 51 | 37 | 35 | 17 | 34 | .349 | 10 | |
| 4/23 | at Texas Tech | W 17-3 | MCBROOM, Brian | 9.19 | 1-0 | 17 | 0 | 0 | 0 | 3 | 15.2 | 20 | 16 | 16 | 8 | 11 | .303 | 4 | |
| *4/26 | SAN DIEGO STATE | W 8-4 | CASTILLO, Ryan | 11.95 | 1-3 | 10 | 2 | 0 | 0 | 0 | 20.1 | 37 | 29 | 27 | 6 | 22 | .402 | 3 | |
| *4/27 | SAN DIEGO STATE | W 19-5 | LEHMBECK, Blake | 13.50 | 0-0 | 2 | 0 | 0 | 0 | 0 | 2.0 | 6 | 3 | 3 | 1 | 2 | .500 | 0 | |
| *4/28 | SAN DIEGO STATE | W 9-7 | NEIL, Andrew | 18.00 | 0-0 | 5 | 1 | 0 | 0 | 0 | 4.0 | 3 | 11 | 8 | 13 | 5 | .200 | 0 | |
| 4/30 | at New Mexico State | L 8-10 | HARDY, Wyatt | 20.00 | 0-1 | 8 | 1 | 0 | 0 | 1 | 9.0 | 21 | 20 | 20 | 4 | 12 | .438 | 4 | |
| *5/3 | at UNLV | W 15-8 | ROMERO, Blane | 54.00 | 0-0 | 1 | 0 | 0 | 0 | 0 | 0.1 | 0 | 2 | 2 | 2 | 0 | .000 | 0 | |
| *5/4 | at UNLV | L 8-13 | Totals | 7.71 | 28-26 | 54 | 54 | 0 | 1 | 10 | 462.0 | 617 | 442 | 396 | 240 | 394 | .319 | 68 | |
| *5/5 | at UNLV | W 14-2 | Opponents | 8.03 | 26-28 | 54 | 54 | 2 | 2 | 9 | 456.1 | 600 | 454 | 407 | 289 | 407 | .319 | 72 | |
| *5/10 | NEVADA | W 16-0 | | | | | | | | | | | | | | | | | |
| *5/11 | NEVADA | L 0-2 | PB - Team (4), HOLLAND, J. 3, SMITH, K. 1, Opp (3). Pickoffs - Team (4), PURSER, | | | | | | | | | | | | | | | | |
| *5/12 | NEVADA | W 11-5 | D. 1, BARNHOUSE, J 1, RUSSELL, B. 1, BANNISTER, W 1, Opp (7). SBA/ATT - HOLLAND, | | | | | | | | | | | | | | | | |
| *5/16 | at San Jose State | L 7-8 | J. (38-45), SMITH, K. (22-22), RUSSELL, B. (11-12), PENGELLY, D. (8-9), PURSER, D. | | | | | | | | | | | | | | | | |
| *5/17 | at San Jose State | L 1-5 | (5-9), LOPEZ, D. (7-7), BARNHOUSE, J (6-7), JACKSON, J. (6-7), STEINKAMP, A (6-6), | | | | | | | | | | | | | | | | |
| *5/18 | at San Jose State | W 10-9 | CASTILLO, R. (3-4), BANNISTER, W (3-4), NEIL, A. (2-2), HARDY, W. (1-1), MCBROOM, | | | | | | | | | | | | | | | | |
| 5/23 | vs San Jose State | L 5-8 | B. (1-1), STILL, J. (1-1). | | | | | | | | | | | | | | | | |
| 5/24 | vs Fresno State | L 1-6 | | | | | | | | | | | | | | | | | |

* = Conference game

Score by innings

| | 1 | 2 | 3 | 4 | 5 | 6 | 7 | 8 | 9 | EX | Total |
|------------|----|----|----|----|----|----|----|----|----|----|-------|
| New Mexico | 29 | 49 | 63 | 53 | 41 | 66 | 71 | 38 | 42 | 2 | 454 |
| Opponents | 53 | 65 | 41 | 54 | 64 | 38 | 45 | 38 | 42 | 2 | 442 |

Win-loss breakouts: Day 22-14; Night 6-12; vs Left 4-7; vs Right 24-19;
 1-run games 7-4; 2-run games 5-3; 5+run games 10-14; Extra inns 1-1; Shutouts 1-2.
 Current streak: Lost 2; Longest winning streak: 4; Longest losing streak: 8.
 Attendance: Home 13281 (avg 510); Away 22746 (avg 874); Total 36027 (avg 692).