



NEW MEXICO BASEBALL

2025 SCHEDULE

OVERALL: 4-4

H: 2-2 | A: 0-1 | N: 2-1

DATE	OPPONENT	TIME (MT)
2/14	vs. Austin Peay [^]	W, 9-6
2/15	vs. UC Irvine [^]	L, 4-18
2/16	vs. Seton Hall [^]	W, 5-3
2/18	Arizona	L, 0-10 (7)
2/21	N. Colorado	L, 15-16
2/22	N. Colorado	L, 11-15
2/22	N. Colorado	W, 13-4
2/23	N. Colorado	W, 12-7
2/25	New Mexico State	6 p.m.
2/28	Rhode Island	2 p.m.
3/1	Rhode Island (DH)	12 p.m.
3/2	Rhode Island	12 p.m.
3/7	Tarleton	5 p.m.
3/8	Tarleton (DH)	12 p.m.
3/9	Tarleton	11 a.m.
3/14	UNLV*	6 p.m.
3/15	UNLV*	2 p.m.
3/16	UNLV*	12 p.m.
3/18	Texas Tech	2 p.m.
3/21	Nevada*	TBA
3/22	Nevada*	TBA
3/23	Nevada*	TBA
3/25	Grand Canyon	6 p.m.
3/28	Air Force*	6 p.m.
3/29	Air Force*	2 p.m.
3/30	Air Force*	12 p.m.
4/1	New Mexico State	6 p.m.
4/4	Fresno State*	7 p.m.
4/5	Fresno State*	4 p.m.
4/6	Fresno State*	2 p.m.
4/8	Texas Tech	2 p.m.
4/11	Washington St.*	6 p.m.
4/12	Washington St.*	2 p.m.
4/13	Washington St.*	12 p.m.
4/15	New Mexico State	6 p.m.
4/17	UNLV*	TBA
4/18	UNLV*	TBA
4/19	UNLV*	TBA
4/22	New Mexico State	6 p.m.
4/25	San Jose State*	6 p.m.
4/26	San Jose State*	2 p.m.
4/27	San Jose State*	12 p.m.
5/2	San Diego State*	7 p.m.
5/3	San Diego State*	5 p.m.
5/4	San Diego State*	1 p.m.
5/9	Air Force*	1 p.m.
5/10	Air Force*	1 p.m.
5/11	Air Force*	12 p.m.
5/15	Fresno State*	6 p.m.
5/16	Fresno State*	2 p.m.
5/17	Fresno State*	12 p.m.
5/21-25	MW Tournament	—

[^] - MLB Desert Invitational - first two games hosted at Sloan Park (Mesa, AZ), with the third at Salt River Fields (Scottsdale, AZ).

* - Mountain West Conference Game
Home Games in **Bold**

GAME 9: RIO GRANDE RIVALRY, PT. 1



NEW MEXICO LOBOS (4-4)

Head Coach: Tod Brown, 4th season (79-88 UNM) [420-438 overall]

2024 Home: 18-10 | Away: 7-10 | Neutral: 2-4 | Final RPI: #202

UNM All-Time Series vs. NM State: 167-95 | H: 78-34 | A: 63-52



VS NEW MEXICO STATE (5-2)

FEB. 25 | SANTA ANA STAR FIELD / ALBUQUERQUE, N.M.

Head Coach: Jake Angier, 2nd season (30-31, .492)

2024 Record: 25-29 | Final RPI: #138

LEADING OFF...

New Mexico Baseball continues its homestand with the first of four matchups with in-state rivals New Mexico State Tuesday evening at Santa Ana Star Field, with the Lobos (4-4) on the hunt for a third-straight win for the first time this year.

The Lobos sit at .500 through the first eight games of the season, going 2-2 in their opening week in Arizona before splitting last weekend's four-game set with Northern Colorado (15-16, 11-15, 13-4, 12-7). UNM batted .426 on the weekend in their first games of the year at elevation, averaging 18.3 hits and 13.5 runs per nine innings. After dropping the first two games despite scoring a combined 26 runs between them, they held the Bears to single-digit runs in each of the next two games to rally for the series split.

Meanwhile, the Aggies bring a 5-2 record with them to Albuquerque after sweeping a three-game home series with Western Illinois last weekend in Las Cruces.

UNM's midweek matchup will be broadcast free via the Mountain West Network, with live stats, streaming options and more available via GoLobos.com/BSBGameDay. Follow @UNMLoboBaseball on IG, X and Facebook for comprehensive coverage, promotional updates, behind-the-scenes content and more.

ALL-TIME SERIES

UNM is 167-95 all-time against their rivals to the south, with a 78-34 record in home matchups after winning the two teams' only matchup last year in Albuquerque on March 19 and a 63-52 record in Las Cruces. UNM went 1-2 against the Aggies in 2024 before their initially-scheduled fourth game in Albuquerque was scrapped due to weather. Tod Brown is 7-4 against the Aggies in his tenure as UNM Head Coach.

UNM NCAA D-I STATISTICAL RANKINGS

Stat	Rank	Value
Batting Avg.	16	0.344
HR Per Game	T-61	1.25
2B Per Game	18	2.88
3B Per Game	T-20	0.50
Slugging %	18	0.563
On Base %	54	0.422
Scoring	51	8.6

ORIACH NAMED MOUNTAIN WEST POTW

After leading the Lobos in batting across their four-game series at home last weekend, New Mexico's Jordy Oriach has been named Mountain West Player of the Week, the conference announced Monday.

The honor makes it two weeks in a row in which a UNM player picks up a conference weekly honor after Cooper Brass was named MW Freshman of the Week last Monday. Oriach hit a team-best .632 across four starts in left field vs. Northern Colorado at Santa Ana Star Field as the Lobos split the weekend series with the Bears, scoring 10 runs and driving in seven with four doubles and two homers. UNM batted .426 on the weekend as a team in the Lobos' first series at home, averaging 18.3 hits and 13.5 runs per nine innings.

In that span, Oriach batted .636 with runners on base (7/11) — he went yard in both of UNM's wins on Saturday and Sunday, posting a team-high 1.158 slugging and .682 on-base percentage across all four games (1.940 OBP). He also drew two walks and only struck out once all weekend, posting a flawless 1.000 fielding percentage in left field, generating seven putouts.

LAST WEEKEND RECAP

New Mexico split last weekend's four-game set with Northern Colorado in the Lobos' first home series of the season, dropping the first two before winning two in a row to close (15-16, 11-15, 13-4, 12-7). UNM batted .426 on the weekend in their first games of the year at elevation, averaging 18.3 hits and 13.5 runs per nine innings. After dropping the first two games despite scoring a combined 26 runs between them, they held the Bears to single-digit runs in each of the next two games to rally for the series split.

- Offensively, Jordy Oriach (.632) led the charge with 12 hits, including four doubles and two home runs, while scoring 10 times and driving in seven. Akili Carris (.579) was equally productive, tallying 11 hits and 11 RBIs while striking out just once, while Khalil Walker (.529) launched two triples and a home run while adding four RBI and two stolen bases. Ethan Ott (.412) found some power upon the return to elevation with three doubles, a home run, and a team-best eight RBI on the weekend.

- UNM averaged 18.3 hits per game and 13.5 runs

UNIVERSITY OF NEW MEXICO

Location	Albuquerque, N.M.
Founded	1889
Enrollment	8,800
Nickname	Lobos
Colors	Cherry and Silver
Affiliation	NCAA Division I
Conference	Mountain West
President	Garnett Stokes
Dir. of Athletics	Fernando Lovo
Faculty Rep.	Karen Gaudreault
Athletics Phone	(505) 925-5521
Ticket Ops.	(505) 925-5627

BASEBALL STADIUM

Home Field	Santa Ana Star Field
Capacity	1,000
Dimensions	338 (LF); 408 (LC); 420 (CF); 408 (RC) 338 (RF)

LOBO BASEBALL HISTORY

First Season	1899
Overall Record	1963-1815-18 (.520)
Overall MW Record	354-273-1 (.564)
Years in NCAA Postseason	6 (1962, 2010, '11, '12, '13, '16)
Conference Titles	7 (1962, 2000, '11, '12, '13, '14, '17)
Conference Tournament Titles	3 (2011, '12, '16)

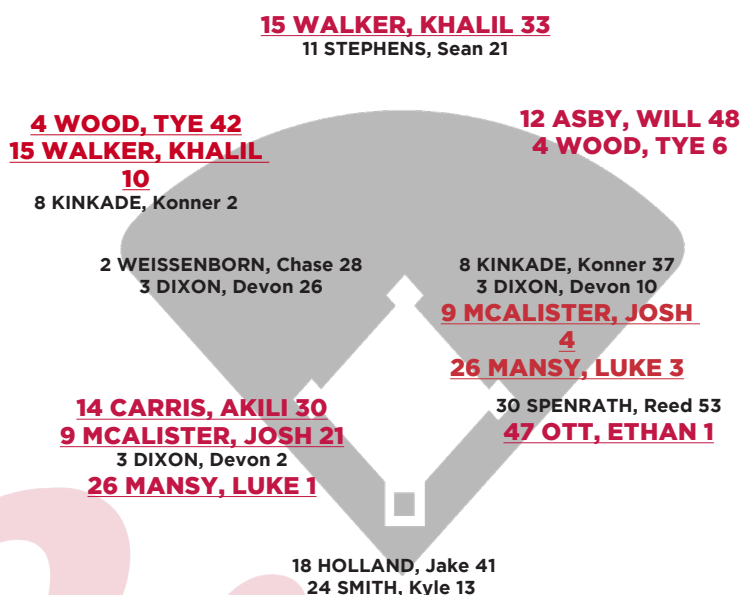
COACHING STAFF

Head Coach	Tod Brown
Years at UNM	3rd season
Record at UNM	79-88 (4 yr.)
Overall Record	420-438 (17 yrs.)
Asst. Coach / Pitching	Michael Lopez
Years at UNM	3rd season
Asst. Coach / Recruiting	Matt Risdon
Years at UNM	2nd season
Asst. Coach (Hitting)	Justin Mitchell
Years at UNM	1st season
Dir. of Ops / Player Development	Tyler McPeak
Years at UNM	1st season
Athletic Trainer	Robert Rimorin

2024 REVIEW

Overall Record	28-26
MWC Record (Finish)	17-13 (2nd)
Home Record	18-10
Away Record	8-12
Neutral Record	2-4
Starters Returning/Lost	7/7
Pitchers Returning/Lost	10/8
Letterwinners Returning/Lost	23/15
Newcomers	17

DEFENSIVE STARTERS BY POSITION IN '24



per nine innings over the weekend thanks to seven different hitters driving in at least four runs and eight different players recording multiple extra-base hits. Will Asby (.316) and Karsen Waslefsky (.368) each added a home run as the Lobos hit five in the second game of Saturday's doubleheader, while Brodey Williams (.444) delivered clutch hits, including two doubles and a team-high .545 on-base percentage. RHP Diego Alvarez went the longest of any UNM starter so far this season in Saturday's second game, earning the win with six innings of work -- he allowed four earned runs on nine hits while striking out four. Less than an hour prior to the start of that game, the same UNC lineup had scored nine runs in the final three frames to take the first leg of the doubleheader, 15-11. On the mound, Ty Cunningham and Josh Barnhouse stood out in relief -- Cunningham tossed three scoreless innings with four strikeouts, while Barnhouse worked 4.2 shutout frames, scattering just two hits and striking out three. Tommy White (1-0) earned his first win of the year with four strong innings, retiring 10 of the final 11 batters faced to slam the door on a comeback in Sunday's finale.

The Lobos were more aggressive on the basepaths on their home field even with their top base stealer in 2024, Tye Wood, out due to injury. UNM finished the series with 10 stolen bags in 13 attempts -- Asby, Walker, and Waslefsky each recorded multiple steals.

2024 REVIEW / 2025 PREVIEW

The Lobos improved their overall record for the second year in a row in 2024 en route to their first Mountain West Tournament berth since 2017, going 28-26 and 17-13 in Mountain West play. UNM wrapped up the season ranked among the nation's most productive offensive teams, posting the seventh-highest team batting average (.319) in the nation while ranking among the Top 50 in team slugging (No. 31, .515), on-base percentage (No. 13, .421), doubles per game (No. 17, 2.24), triples per game (T-No.40,

0.30) and runs per game (No. 25, 8.4).

Heading into Head Coach Tod Brown's fourth year at the helm, the Lobos return four of their top six batters by average -- including 2024 MW batting and on-base leader Khalil Walker and fellow All-MW outfielder Will Asby - as well as three starting pitchers that saw significant weekend action last season in Dayne Pengelly (11 GS, 50 IP), David Lopez (11 GS, 65.1 IP) and Daxton Purser (7 GS, 35 IP).

This season, with Washington State joining as an affiliate member for baseball, the Mountain West is an eight-team league for the first time since in conference's history. With the addition of the Cougars, the conference tournament will expand to six teams for the first time since 2016, when UNM last won the tournament to secure an automatic bid to the NCAA Tournament. This year's MW Baseball Championship will also be the first hosted at a neutral-site, set for May 21-25 in Mesa, Ariz.

EARLY RETURNS

Walker & Asby Named Preseason All-MW; Lobo Baseball Tabbed Fourth in Coaches' Poll:

- Outfielders Khalil Walker and Will Asby were named to the All-Conference Preseason Team and New Mexico was one of three teams tied for fourth in the Mountain West Preseason Coaches' Poll released Monday ahead of the 2025 baseball season.
- Walker and Asby -- who both were All-MW selections after their first season at UNM in 2024 -- make UNM one of four teams with multiple preseason all-league selections along with Fresno State (four selections), Nevada (three selections) and San Diego State (two selections).
- With six first-place votes for a total of 43 points, 2024 MW Tournament Champions Fresno State are the favorites to win the conference again ahead of Nevada (35 points) in second and Washington State (1 first-place vote, 30 points) in third. With 27 points, the Lobos are tied for fourth alongside UNLV (1 first-place vote) and

THROUGH THE ORDER (PROJECTED LINEUP)

NO.	PLAYER	YR/POS	BA	SLG	OBP	G/AB	R	H	2B	3B	HR	RBI	BB	SO
2	Cooper Brass	R-FR/INF	.458	.542	.464	6/24	5	11	2	0	0	6	2	3
12	Will Asby	SR/OF	.194	.387	.316	8/31	11	6	3	0	1	2	5	5
10	Jordy Oriach	JR/OF	.417	.722	.462	8/36	10	15	5	0	2	7	2	4
47	Ethan Ott	SR/DH	.375	.625	.419	6/24	7	9	3	0	1	10	3	6
24	Brodey Williams	JR/C	.333	.467	.500	4/15	6	5	2	0	0	1	4	2
14	Akili Carris	JR/INF	.452	.548	.469	7/31	4	14	3	0	0	12	1	6
9	Josh McAlister	SR/INF	.385	.654	.529	8/26	7	10	1	0	2	5	6	7
3	Karsen Waslefsky	JR/INF	.310	.552	.394	8/29	6	9	2	1	1	7	3	5
15	Khalil Walker	SR/OF	.367	.667	.406	8/30	5	11	2	2	1	6	1	1

OTHER KEY HITTERS

4	Tye Wood	SR/OF	.333	1.167	.556	5/6	3	2	0	1	1	3	2	3
26	Luke Mansy	SR/INF	.000	.000	.333	3/2	0	0	0	0	0	0	1	1
29	Caleb Herd	JR/C	.091	.364	.091	3/11	1	1	0	0	1	2	0	7
43	Gene Trujillo	FR/1B	.125	.125	.417	3/8	2	1	0	0	0	0	1	4
48	Andrew Neil	SR/UTL	.000	.000	.000	3/1	0	0	0	0	0	0	0	1

Stats are for 2025 season

San Diego State, the third season in a row in which they've improved their preseason rank. Before the 2023 season, UNM was picked to finish seventh and ultimately finished fifth — before the 2024 season, they were voted fifth and closed out the regular season one game out of sharing a regular-season championship with Air Force.

Asby Named to D1Baseball.com's Top 100 Outfielders:

- Senior Will Asby clocked in at No. 91 in the nation on D1Baseball.com's National Outfielders Rankings released last week. In his first season with the Lobos in 2024, Asby entered the outlet's midseason Top 100 Outfielder rankings at No. 94 after not being ranked heading into the season.
- Last season, Asby ranked second in the league in runs scored (59), eighth in slugging (.601) and ninth in total hits (71), breaking the program record for single-season grand slams with four — he needs just one more to match Mark Wulfert's career record of five.

"Keep an Eye On" New Mexico in Mountain West Race:

- D1Baseball.com slated New Mexico as the team to "Keep an eye on" in this year's Mountain West race behind preseason favorite Fresno State, citing improved pitching depth and a host of high-level hitters returning.
- "This year's team has a chance at making [an NCAA Regional] with five returnees who hit .300-plus, two returning weekend starters on the mound and five key pieces in the bullpen also coming back to campus."

A LOOK AT THE SCHEDULE

- The 53-game schedule, including 30 Mountain West Conference games, opens up at the MLB Desert Invitational in Arizona (Feb. 14-16) and concludes with a conference weekend series at home vs. Fresno State (May 15-17). In that span, the Lobos will face four different teams that reached NCAA Regionals last spring — Arizona, UC Irvine, Grand Canyon and Fresno State — nine times.

- In total, UNM will play 27 games at Santa Ana Star Field in Albuquerque and 26 games on the road throughout the regular season, with 18 games against seven opponents that ranked in the Top 150 in the nation in last season's final RPI rankings.

- Should the Lobos stand among the top six teams in the Mountain West standings upon the conclusion of that weekend, they'll earn a berth to the expanded

MWC Baseball Championships May 21-25, hosted this year in Mesa, Ariz. The winner earns the conference's automatic berth into the NCAA Championships.

2024 IN REVIEW

- The Lobos wrapped up the 2024 season with the most wins (28), most MW wins (17) and best MW finish (2nd) since 2017 to punch their ticket to the conference tournament for the first time since that season.
- The last time UNM increased its winning percentage over three consecutive seasons was 2012-2014. It was also the second year in a row in which the Lobos outperformed their conference preseason rank — they were picked to finish 7th in the conference in 2023 and finished fifth before being picked to finish fifth this year and concluding the season one game out of a regular season championship. They were one of just two MW teams to finish the season above .500.
- At the conclusion of the 2024 regular season, UNM ranked No. 8 in the nation in batting average (.319), No. 15 in the nation in double plays (51) and No. 17 in doubles per game (2.24).
- The Lobos led the MW in nearly every offensive category in 2024, with a slugging percentage of .515 that tied for the 10th-best in program history (No. 35 in the nation) and an on-base percentage of .421 that was also 10th-best in program history and No. 15 in the nation.
- Jake Holland was named MW Co-Player of the Year and ABCA All-Region Second Team following the season, with four Lobos making the All-MW team (most since 2017) and UNM taking home eight MW weekly awards (most since 2013).

UNM NCAA D-I STATISTICAL RANKINGS IN 2024

Stat	Rank	Value
Batting Average	#7	0.319
On Base %	#13	0.421
Doubles Per Gm	#17	2.24
Scoring	#25	8.4
Slugging %	#31	0.515
Triples Per Gm	T-#40	0.30
HR Per Gm	T-#94	1.33

WOOD HEATING UP THE BASEPATHS

- The Lobos' projected leadoff man this season, Tye Wood became a real threat on the basepaths down the stretch in 2024, only getting caught stealing once in his last 11 attempts.
- Wood ranked second in the conference with 20 swiped bags — the most in a single season since

Josh Melendez stole 22 in 2012. He stole at least one base against each of the Lobos' last four opponents in the regular season and wrapped up the season ranked second in the MW in on-base percentage (.488) behind Walker (.490).

- Wood stole three bags — matching Sean Stephens for the most in a single game last season by a Lobo — in UNM's series opener against Nevada May 10.

SEEING DOUBLE

- The Lobos excelled at getting two for one in 2024, ranking No. 15 in NCAA D-I in double plays per game (0.94) and No. 17 in doubles per game (2.24). They ranked No. 21 in total DP (51) and No. 50 in total doubles (121).
- Last season, the Lobos had four players hit double-digit doubles — two of them, Khalil Walker (11) and Will Asby (17), return for this season.




BROWN'S PROGRAM-BUILDING RESUME

- In his first five seasons as head coach at North Dakota State, Brown's teams improved their winning percentage in each season, going from 15-30 (.333) in his first season in 2008 to 40-20 (.667) in 2012 and finishing each of the next nine seasons above .400. The Bison reached the Summit League tournament eight times in that span, advancing to NCAA Regionals in 2014 and 2021.
- He's done the same in each of his first three years in Albuquerque, improving from 21-33 (10-20 MW) in 2022 to 26-25 (13-17 MW) in 2023 to 28-26 (17-13 MW) in 2024.
- Brown coached the Bison to 40-win seasons in 2012 and 2021.
- In Brown's second season at UNM, the Lobos improved to 26-25 from 21-33 the year prior, with the highest team batting average since 2013 (.328) and lowest team ERA since 2016 (5.95). They finished 28-26 on the season (28-24 in regular-season games) the following season in 2024.
- In 16 seasons as a D-I Head Coach, Brown has finished the season above .400 13 times and above .500 seven times — the only three seasons in which he's finished below .400 were his first two years in Fargo (2008, 2009) and his first season in Albuquerque (2022).

YOUR 2025 LOBOS ROSTER

- UNM's 2025 roster includes 13 returning players with 17 newcomers — the Lobos return seven position players who appeared in at least 20 games in 2024 while losing seven.
- Of the Lobos' newcomers, five are freshmen and 12 are transfers — nine transfers are from junior colleges and three from four-year institutions.
- 30 players are upperclassmen — 15 seniors and 15 juniors — the most upperclassmen Brown has had on a roster in Albuquerque.

2025 NEW MEXICO LOBOS ROSTER



BY POSITION

FIRST BASE (2): Ott, Trujillo
INFIELD (5): Brass, Carris, Mansy, McAlister, Miller, Neil
OUTFIELD (5): Asby, Walker, Ward, Oriach, Wood
CATCHER (3): Banister, Herd, Williams
RHP (18): Alvarez, Baker-Livingston, Barnhouse, Bell, Castillo, Mogen, Lopez, Lehmbeck, Origer, Pengelly, Cunningham, Wiseman, White, Sullivan, Messmore, Lavigne, McBroom
LHP (7): Cornelius, Romero, Still, Monteforte, Purser, Barnhouse
UTL (1): Fiddler

BY CLASS

FRESHMEN (6): Miller, Origer, Sullivan, Lavigne, Bell, Mogen
SOPHOMORES (3): Castillo, Trujillo, Lehmbeck
JUNIORS (17): Alvarez, Waslefsky, Cunningham, White, Oriach, Monteforte, Wiseman, Williams, Mansy, Herd, Ward, Messmore, Walker, Fiddler
SENIORS (14): Romero, Still, Pengelly, Cornelius, Neil, Lopez, Asby, Ott, Banister, Carris, McAlister, McBroom, Wood, Barnhouse

BREAKDOWN

POSITION PLAYERS	
Returners.....	23
Newcomers	17
Starters Returning	5
Starters Lost	4
Lettermen Returning	8
Lettermen Lost	8
PITCHERS	
Pitchers Returning.....	11
Pitchers Lost	5
Weekend Starters Returning.....	2/3
Returners w/ 1+ GS in '24	7
Returners w/5+ App. in '24.....	7
Returners w/1+ App. in '24.....	10

PRESEASON MWC COACHES' POLL
2025 Predicted Order of Finish

RANK	SCHOOL (1st Place Votes)	POINTS
1.	Fresno State (6)	43
2.	Nevada	35
3.	Washington State (1)	30
4.	UNLV (1)	27
4.	New Mexico	27
4.	San Diego State	27
7.	Air Force	19
8.	San José State	16

PRESEASON ALL-MOUNTAIN WEST

Name	Yr.	Pos.	Institution
Chase Spencer	Sr.	OF/P	Air Force
Jack Anker	Jr.	P	Fresno State
Victor Arreola	Jr.	P	Fresno State
Murf Gray	Jr.	INF	Fresno State
Eddie Saldivar	Sr.	INF	Fresno State
Michael Ball	Sr.	INF	Nevada
Taylor Holder	Sr.	OF	Nevada
Ethan O'Neal	Sr.	P	Nevada
Will Asby	Gr.	OF	New Mexico
Khalil Walker	Jr.	OF	New Mexico
Finley Bates	So.	INF	San Diego State
Omar Serrano	Sr.	P	San Diego State

NEW MEXICO LOBOS ROSTER

NO.	NAME	POS.	HT.	WT.	B/T	YR.	HOMETOWN
2	Cooper Brass	INF	5-10	170	R/R	R-FR	Chandler, AZ
3	Karsen Waslefsky	INF	6-0	175	R/R	JR	Gilbert, AZ
4	Tye Wood	OF	5-11	185	S/L	SR	Gardner, KS
5	Shane Miller	INF	6-1	190	L/R	FR	Gilbert, AZ
6	Brian McBroom	RHP	6-0	180	R/R	SR	Oakley, CA
7	Tommy White	RHP	6-4	210	R/R	JR	Albuquerque, NM
8	Diego Alvarez	RHP	5-10	185	R/R	JR	Sahuarita, AZ
9	Josh McAlister	INF	6-2	185	R/R	SR	Homewood, IL
10	Jordy Oriach	OF	6-5	225	L/L	JR	Haverhill, MA
11	Matt Cornelius	LHP	6-0	185	L/L	SR	Zuni, NM
12	Will Asby	OF	5-11	200	L/R	SR	Sacramento, CA
13	Matt Romero	LHP	6-0	195	L/L	SR	Albuquerque, NM
14	Akili Carris	INF	6-2	185	R/R	JR	Albuquerque, NM
15	Khalil Walker	OF	5-10	170	L/L	SR	Mansfield, TX
16	Grant Origer	RHP	6-3	225	R/R	FR	Parker, TX
17	Cristian Mogen	RHP	6-0	180	R/R	R-FR	Peoria, AZ
18	Beck Sullivan	RHP	5-11	180	R/R	FR	Waxahachie, TX
19	Justin Still	LHP	6-3	215	L/L	SR	Chandler, AZ
20	Luke Banister	C	5-10	200	R/R	SR	Round Rock, TX
22	Ben Baker-Livingston	RHP	6-2	185	R/R	SR	Richardson, TX
23	Ty Cunningham	RHP	6-3	215	R/R	JR	Iowa Park, TX
24	Brodey Williams	C	6-0	210	L/R	JR	Houston, TX
25	Luke Wiseman	RHP	6-0	215	R/R	R-JR	Wylie, TX
26	Luke Mansy	INF/OF	5-10	180	L/R	R-JR	San Diego, CA
27	David Lopez	RHP	6-1	220	R/R	SR	Mission, TX
28	Charles Lavigne	RHP	6-5	200	L/R	FR	Blainville, Quebec
29	Caleb Herd	C	5-9	185	R/R	JR	Vail, AZ
31	Dayne Pengelly	RHP	6-2	195	L/R	SR	Rio Rancho, NM
32	Sydney Ward	OF	6-0	240	R/R	JR	Albuquerque, NM
33	Daxton Purser	LHP	6-1	225	L/L	SR	Providence, UT
34	Josh Barnhouse	RHP	6-6	240	R/R	SR	Prosper, TX
35	Presley Monteforte	LHP	6-0	190	R/L	JR	Centennial, CO
36	Elias Fiddler	UTL	6-0	175	R/R	JR	Durango, CO
38	Blake Lehmbeck	RHP	6-1	195	R/R	SO	Tucson, AZ
39	Ryan Castillo	RHP	6-2	180	R/R	SO	Los Lunas, NM
42	Blake Bell	RHP	6-4	215	R/R	FR	Phoenix, AZ
43	Gene Trujillo	1B	6-5	230	L/R	SO	Albuquerque, NM
47	Ethan Ott	1B/OF	6-2	215	R/R	SR	Chesapeake, VA
48	Andrew Neil	RHP/IF	5-11	185	L/R	SR	Oakley, CA
49	Jack Messmore	RHP	6-1	215	L/R	JR	Niceville, FL

COACHING STAFF
Tod Brown - Head Coach, 4th season
Michael Lopez - Assistant Coach, 4th season
Matt Risdon - Assistant Coach, 3rd season
Justin Mitchell - Assistant Coach, 2nd season
Tyler McPeak - Dir. of Ops & Player Development, 1st season

NEW MEXICO STATS

Player	avg	gp	gs	ab	r	h	2b	3b	hr	rbi	tb	slg%	bb	hp	so	gdp	ob%	sf	sh	sb	alt	po	a	e	fld%	
BRASS, C.	.458	6-6		24	5	11	2	0	0	6	13	.542	2	0	3	1	.464	2	0	3-4		6	3	0	1.000	
CARRIS, A.	.452	7-7		31	4	14	3	0	0	12	17	.548	1	0	6	0	.469	0	0	1-3		4	3	1	.875	
ORlACH, J.	.417	8-8		36	10	15	5	0	2	7	26	.722	2	1	4	0	.462	0	0	0-1		13	0	0	1.000	
MCALISTER, J	.385	8-8		26	7	10	1	0	2	5	17	.654	6	2	7	0	.529	0	1	3-3		8	24	2	.941	
OTT, E.	.375	6-6		24	7	9	3	0	1	10	15	.625	3	1	6	0	.419	3	0	0-0		50	1	1	.981	
WALKER, K.	.367	8-8		30	5	11	2	2	1	6	20	.667	1	1	1	0	.406	0	2	2-2		17	0	1	.944	
WASLEFSKY, K	.310	8-8		29	6	9	2	1	1	7	16	.552	3	1	5	0	.394	0	0	2-2		8	20	2	.933	
ASBY, W.	.194	8-8		31	11	6	3	0	1	2	12	.387	5	1	5	1	.316	1	2	0-0		14	0	0	1.000	

BANISTER, L.	.400	1-1		5	2	2	0	0	0	1	2	.400	0	0	1	0	.400	0	0	0-0		8	0	0	1.000	
WILLIAMS, B.	.333	4-4		15	6	5	2	0	0	1	7	.467	4	1	2	2	.500	0	0	0-0		33	2	0	1.000	
WOOD, T.	.333	5-2		6	3	2	0	1	1	3	7	1.167	2	1	3	0	.556	0	0	0-0		4	0	0	1.000	
TRUJILLO, G.	.125	3-3		8	2	1	0	0	0	0	1	.125	1	3	4	1	.417	0	0	0-0		15	2	0	1.000	
HERD, C.	.091	3-3		11	1	1	0	0	1	2	4	.364	0	0	7	0	.091	0	0	0-0		25	3	1	.966	
MANSY, L.	.000	3-0		2	0	0	0	0	0	0	0	.000	1	0	1	0	.333	0	0	0-0		0	0	0	.000	
NEIL, A.	.000	3-0		1	0	0	0	0	0	0	0	.000	0	0	1	0	.000	0	0	0-0		0	0	0	.000	
MILLER, S.	.000	1-0		0	0	0	0	0	0	1	0	.000	0	0	0	0	.000	1	0	0-0		0	0	0	.000	

Totals	.344	8		279	69	96	23	4	10	63	157	.563	31	12	56	5	.422	7	5	11-15		208	68	8	.972	
Opponents	.334	8		296	79	99	26	5	7	73	156	.527	32	17	67	4	.419	8	1	5-8		201	68	5	.982	

LOB - Team (64), Opp (67). DPs turned - Team (5), Opp (6).

(All games Sorted by Earned run avg)

Player	era	w-l	app	gs	cq	sho	sv	ip	h	r	er	bb	so	2b	3b	hr	b/avo	wp	bk	sfa	sha	
BARNHOUSE, J	2.08	1-0	4	0	0	0/0	0	8.2	7	2	2	0	4	2	1	0	.233	0	0	0	2	0
CASTILLO, R.	3.00	1-0	2	2	0	0/0	0	9.0	11	4	3	2	8	2	0	0	.297	1	0	0	0	0
ALVAREZ, D.	6.30	1-1	2	2	0	0/0	0	10.0	13	7	7	2	7	2	1	1	.317	0	1	0	1	0

WHITE, T.	1.80	1-0	2	0	0	0/0	0	5.0	5	1	1	2	7	0	0	1	.263	0	0	0	0	0
CUNNINGHAM	2.25	0-0	2	0	0	0/0	2	4.0	2	1	1	2	5	1	0	0	.143	0	0	0	0	0
LOPEZ, D.	5.68	0-1	2	2	0	0/0	0	6.1	4	8	4	6	7	1	0	0	.167	4	4	0	1	0
MESSMORE, J.	12.46	0-1	2	0	0	0/0	0	4.1	7	7	6	3	5	4	1	0	.333	1	1	0	0	0
ROMERO, M.	13.50	0-0	2	0	0	0/0	0	1.1	0	2	2	2	0	0	0	0	.000	1	1	0	0	0
PURSER, D.	15.43	0-1	2	0	0	0/0	1	7.0	12	12	12	3	9	4	1	2	.364	1	1	0	0	0
CORNELIUS, M	15.43	0-0	3	0	0	0/0	0	4.2	9	8	8	5	5	3	0	1	.474	2	1	0	1	1
PENGELLY, D.	16.20	0-0	2	2	0	0/0	0	5.0	11	9	9	2	5	2	0	0	.423	0	3	0	1	0
WISEMAN, L	16.20	0-0	3	0	0	0/0	0	1.2	6	3	3	0	4	1	1	0	.545	0	1	0	0	0
LEHMBECK, B.	18.00	0-0	1	0	0	0/0	0	1.0	1	2	2	0	0	1	0	0	.333	0	1	0	1	0
MCBROOM, B.	18.00	0-0	1	0	0	0/0	0	1.0	2	2	2	0	0	1	0	0	.500	0	1	0	1	0
MONTEFORTE	54.00	0-0	1	0	0	0/0	0	0.1	3	2	2	0	1	1	0	0	.750	0	2	0	0	0
STILL, J.	99.00	0-0	1	0	0	0/0	0	0.0	3	5	5	2	0	1	0	0	1.000	0	0	0	0	0
BELL, B.	99.00	0-0	1	0	0	0/0	0	0.0	3	4	4	1	0	0	0	2	1.000	0	0	0	0	0
Totals	9.48	4-4	8	8	0	0/0	3	69.1	99	79	73	32	67	26	5	7	.334	10	17	0	8	1
Opponents	8.19	4-4	8	8	0	1/1	1	67.0	96	69	61	31	56	23	4	10	.344	7	12	0	7	5

NEW MEXICO STATE ROSTER

#	Name	Pos.	B/T	Ht.	Wt.	Cl.	Hometown / Previous School
1	Jonatan Clough	OF	R/R	6-4	215	Jr.	La Romana, Dominican Republic / New Mexico JC
2	Camden Kaufman	INF	R/R	6-1	190	Jr.	Waukee, Iowa / Des Moines Area CC
3	Aidan Lombardi	INF	R/R	6-1	180	Jr.	Petaluma, Calif. / Santa Rosa JC
4	Sheehan O'Connor	INF	R/R	6-1	190	Sr.	Seattle, Wash. / Everett CC
5	Tariq Freeny	C	R/R	6-2	210	R-So.	Chandler, Ariz. / Cisco College
6	Chris Daniels	INF/RHP	R/R	6-2	210	Fr.	Richland, Wash. / Richland HS
7	Mitch Namie	UTL	L/R	6-2	200	Jr.	Mesa, Ariz. / Red Mountain HS
8	Gianni Horvat	INF	R/R	5-11	170	Sr.	Valencia, Calif. / UNLV
9	Boston Vest	INF	R/R	5-11	190	Fr.	St. George, Utah / Dixie HS
10	Joey Craig	OF	R/R	6-2	190	Jr.	Omaha, Neb. / Houston
11	Matthew Yarc	RHP	R/R	6-0	175	Fr.	Chino, Calif. / Ayala HS
12	Tommy Meluskey	OF	S/L	6-1	195	R-Fr.	Yakima, Wash. / Oregon
13	Cooper Reese	RHP	R/R	6-2	190	Fr.	Couder d'Alene, Idaho / Lake City HS
14	Colton Sneddon	RHP	R/R	6-3	210	Jr.	Pocatello, Idaho / Treasure Valley CC
15	Steve Solorzano	RHP/INF	R/R	6-0	190	So.	Las Cruces, N.M. / Las Cruces HS
16	Isalah Burke	C	R/R	5-10	200	R-Jr.	Springfield, Ore. / Oregon State
17	Brandon Forrester	INF	S/R	5-9	165	R-So.	Sacramento, Calif. / Oregon State
18	Cole Rogers	OF	R/R	5-9	180	Fr.	Phoenix, Ariz. / Mountain Pointe HS
19	Alejandro Maltos-Garcia	RHP	R/R	5-11	195	Jr.	Brush, Colo. / New Mexico JC
20	Bryce Campbell	INF	R/R	6-4	215	Jr.	Turlock, Calif. / Modesto JC
21	Ian Hoslett	RHP	R/R	6-0	185	Jr.	Encinitas, Calif. / Feather River College
22	Hayden Lewis	RHP	R/R	6-0	170	Jr.	Scottsdale, Ariz. / Arizona
23	Kade Benavidez	RHP	L/R	6-1	225	Sr.	Belen, N.M. / New Mexico JC
24	Mike Woodward	OF	R/R	6-5	225	Sr.	Rancho Cucamonga, Calif. / Chaffey College
25	Austin Corbett	OF	R/R	5-10	175	Sr.	Phoenix, Ariz. / Paradise Valley CC
27	Jack Turner	RHP	R/R	6-1	195	Jr.	Saville, N.Y. / Suffolk County CC
28	Jaden Davis	RHP	R/R	6-0	170	Fr.	Jemez Pueblo, N.M. / Cleveland HS
30	Hazen Wright	RHP	R/R	6-3	195	Fr.	Carlsbad, N.M. / Carlsbad HS
31	Dylan Weekly	RHP	R/R	6-4	200	Fr.	Queen Creek, Ariz. / Queen Creek HS
32	Saul Soto	RHP	R/R	6-4	245	Jr.	Rio Rico, Ariz. / Nogales HS
33	Jake Carvajal	RHP	R/R	6-2	205	R-Jr.	Dallas, Texas / Northern Colorado
34	Carson Timmons	RHP	R/R	6-1	180	Fr.	League City, Texas / Clear Falls HS
35	Dane Woodcock	C	R/R	6-0	180	Sr.	Eugene, Ore. / Tacoma CC
40	Cade Shumard	LHP	R/L	6-2	205	Fr.	Scottsdale, Ariz. / Cochise College
45	Cody Carson	RHP	R/R	6-0	190	Fr.	Thousand Oaks, Calif. / Menlo College
48	Connor Wyldie	LHP	L/L	6-7	225	Sr.	Huntington Beach, Calif. / Cypress College
50	Ferny Barreda	RHP	R/R	6-0	185	Sr.	Sahuarita, Ariz. / Cochise College
88	Brandon Clizbe	C	R/R	6-2	185	Fr.	Alamo, Calif. / Monte Vista HS

COACHES & STAFF

Head Coach: Jake Angier (South Dakota State '07)
 Assistant Coach: David Bellamy (NM State '18)
 Assistant Coach: Dillon Leveille (Cameron University '15)
 Assistant Coach: Camden Duzenack (Dallas Baptist '17)
 Director of Pitching Analytics: Aaron Treloar (NM State '24)
 Director of Operations: Elianna Lopez-Sanchez
 Athletic Trainer: Takuya Toyama
 Strength & Conditioning: Tyler Moore

PRONUNCIATION GUIDE

1 JONATAN CLOUGH.....jon-NUH-tin cloh
 12 Tommy MELUSKEY.....muh-lus-key
 15 Steve SOLORZANO.....so-lor-ZON-oh
 19 Alejandro MALTOS-Garcia.....mall-tose
 23 Kade BENAVIDEZ.....ben-uh-vee-dez
 32 SAUL Soto.....sow-OOL
 33 Jake CARVAJAL.....car-VA-hall
 40 Cade SHUMARD.....shoe-MARD

NEW MEXICO STATE STATISTICS

Player	avg	gs	ab	r	h	2b	3b	hr	rbi	tb	slg%	bb	hp	so	gdp	ob%	sf	sh	sb-att	po	a	e	fld%
4 Sheehan O'Connor	.483	7-7	29	12	14	4	0	6	13	36	1.241	1	0	10	0	.500	0	0	3-3	15	20	0	1.000
17 Brandon Forrester	.448	7-7	29	9	13	1	0	1	2	17	.586	4	1	7	0	.529	0	0	4-5	7	15	2	.917
7 Mitch Namie	.440	7-7	25	5	11	2	0	1	9	16	.640	7	0	6	0	.563	0	0	1-2	10	0	0	1.000
15 Steve Solorzano	.346	7-7	26	7	9	2	0	1	3	14	.538	4	2	3	0	.469	0	0	0-0	60	4	0	1.000
5 Tariq Freeny	.321	7-7	28	5	9	3	0	0	6	12	.429	4	1	7	2	.412	1	0	1-1	30	3	0	1.000
2 Camden Kaufman	.320	7-7	25	8	8	1	1	1	7	14	.560	2	1	3	0	.379	1	0	1-2	12	18	0	1.000
10 Joey Craig	.300	6-6	20	5	6	1	0	1	4	10	.500	4	1	9	0	.440	0	0	0-1	11	1	1	.923
1 Jonatan Clough	.261	7-6	23	4	6	1	1	1	6	12	.522	6	1	8	1	.433	0	0	1-1	9	0	0	1.000
9 Boston Vest	.500	1-0	2	0	1	0	0	0	1	1	.500	0	0	0	0	.500	0	0	0-0	0	3	0	1.000
23 Kade Benavidez	.286	4-4	14	1	4	1	0	0	2	5	.357	2	1	4	0	.412	0	0	0-0	0	0	0	.000
6 Chris Daniels	.200	3-1	5	1	1	0	0	0	2	1	.200	1	1	1	0	.429	0	0	0-0	8	1	0	1.000
12 Tommy Meluskey	.167	6-1	6	1	1	1	0	0	0	2	.333	0	0	1	0	.167	0	0	1-1	7	0	1	.875
35 Dane Woodcock	.125	2-2	8	0	1	0	0	0	0	1	.125	0	0	1	1	.125	0	0	0-0	16	2	0	1.000
25 Austin Corbett	.000	2-1	3	0	0	0	0	0	1	0	.000	0	0	2	0	.000	1	0	0-0	3	0	0	1.000
8 Gianni Horvat	.000	1-0	1	1	0	0	0	0	0	0	.000	0	0	0	1	.000	0	0	0-0	0	0	0	.000
Totals	.344	7	244	59	84	17	2	12	56	141	.578	35	9	62	5	.440	3	0	12-16	189	79	4	.985
Opponents	.293	7	249	42	73	12	1	5	40	102	.410	27	15	44	4	.392	2	2	3-8	174	62	10	.959

LOB - Team (58), Opp (64). DPs turned - Team (4), Opp (5). IBB - Team (0), Opp (1). Picked off - M. Namie 1, J. Craig 1.

(All games Sorted by Earned run avg)

Player	era	w-l	app	gs	cg	sho	sv	ip	h	r	er	bb	so	2b	3b	hr	b/avg	wp	hp	bk	sfa	sha
27 Jack Turner	1.64	2-0	2	2	0	0/0	0	11.0	9	2	2	2	2	2	0	0	.237	0	1	0	0	1
48 Connor Wyldie	11.88	0-0	2	2	0	0/0	0	8.1	13	11	11	3	5	1	0	2	.351	1	2	0	0	0
31 Dylan Weekly	0.00	0-0	2	0	0	0/0	0	2.2	3	0	0	3	0	0	0	0	.300	0	0	0	0	0
28 Jaden Davis	0.00	1-0	1	0	0	0/0	0	1.0	1	0	0	0	1	0	0	0	.333	0	0	0	0	0
30 Hazen Wright	0.00	0-0	1	0	0	0/0	0	1.0	0	0	0	0	0	0	0	0	.000	0	1	0	0	0
32 Saul Soto	1.42	0-0	3	0	0	0/0	1	6.1	6	1	1	2	7	0	0	1	.240	0	0	0	0	0
11 Matthew Yarc	1.50	0-0	1	1	0	0/0	0	6.0	4	1	1	0	4	0	0	0	.190	0	0	0	0	0
21 Ian Hoslett	3.00	2-0	2	0	0	0/0	0	6.0	5	2	2	2	9	0	0	0	.227	0	1	0	0	1
22 Hayden Lewis	4.50	0-0	2	2	0	0/0	0	6.0	6	4	3	0	5	2	0	1	.273	0	2	0	1	0
13 Cooper Reese	4.91	0-0	2	0	0	0/0	0	3.2	3	3	2	3	1	2	0	0	.214	0	2	0	0	0
33 Jake Carvajal	5.06	0-1	2	0	0	0/0	0	5.1	10	3	3	6	6	1	1	0	.385	0	0	0	0	0
19 A. Maltos-Garcia	16.20	0-0	2	0	0	0/0	1	1.2	4	3	3	1	1	1	0	0	.444	0	2	0	0	0
45 Cody Carson	18.00	0-1	1	0	0	0/0	0	3.0	6	6	6	0	0	1	0	1	.429	0	2	0	1	0
40 Cade Shumard	54.00	0-0	2	0	0	0/0	0	1.0	3	6	6	5	1	2	0	0	.500	0	2	0	0	0
Totals	5.71	5-2	7	7	0	0/0	2	63.0	73	42	40	27	44	12	1	5	.293	1	15	0	2	2
Opponents	8.53	2-5	7	7	0	0/0	0	58.0	84	59	55	35	62	17	2	12	.344	11	9	2	3	0

New Mexico State (All-Time Series)

Series Record: 167-95

Home: 78-34; Away: 63-52; Neutral: 2-3

2/11/00	Albuquerque, N.M.	L, 13-15
2/12/00	Albuquerque, N.M.	W, 16-9
2/13/00	Albuquerque, N.M.	L, 6-13
3/3/00	Las Cruces, N.M.	W, 9-2
3/4/00	Las Cruces, N.M.	W, 12-6
3/5/00	Las Cruces, N.M.	L, 11-14
2/2/01	Las Cruces, N.M.	L, 11-12
2/3/01	Las Cruces, N.M.	L, 6-7 (11)
2/4/01	Las Cruces, N.M.	L, 6-7
2/20/01	Albuquerque, N.M.	L, 0-11
2/27/01	Albuquerque, N.M.	W, 14-12
2/8/02	Las Cruces, N.M.	W, 9-1
2/9/02	Las Cruces, N.M.	L, 3-4 (15)
2/10/02	Las Cruces, N.M.	L, 6-7
3/4/02	Albuquerque, N.M.	W, 14-7
3/26/02	Albuquerque, N.M.	L, 11-12
4/9/02	Albuquerque, N.M.	W, 14-13
2/21/03	Las Cruces, N.M.	W, 6-4
2/23/03	Las Cruces, N.M.	L, 4-5
3/9/03	Albuquerque, N.M.	W, 10-9
4/8/03	Las Cruces, N.M.	L, 7-10
4/22/03	Albuquerque, N.M.	L, 14-16
3/24/04	Las Cruces, N.M.	L, 9-16
3/30/04	Albuquerque, N.M.	W, 17-13
2/12/05	Albuquerque, N.M.	W, 13-9
2/13/05	Albuquerque, N.M.	W, 8-3
2/13/05	Albuquerque, N.M.	W, 14-12
3/22/05	Las Cruces, N.M.	L, 5-8
3/29/05	Las Cruces, N.M.	L, 8-9
4/12/05	Las Cruces, N.M.	L, 8-10
2/7/06	Las Cruces, N.M.	W, 5-3
2/21/06	Albuquerque, N.M.	L, 6-12
2/28/06	Las Cruces, N.M.	W, 15-12
3/7/06	Albuquerque, N.M.	W, 7-6
2/13/07	Las Cruces, N.M.	W, 11-7
2/20/07	Las Cruces, N.M.	W, 16-5
3/13/07	Albuquerque, N.M.	L, 6-9
3/20/07	Albuquerque, N.M.	W, 13-6
3/18/08	Las Cruces, N.M.	W, 12-3
3/18/08	Las Cruces, N.M.	W, 8-6
3/25/08	Albuquerque, N.M.	L, 2-15
3/26/08	Las Cruces, N.M.	W, 13-1
3/3/09	Las Cruces, N.M.	W, 7-2
3/10/09	Albuquerque, N.M.	L, 4-5
3/2/10	Las Cruces, N.M.	W, 9-6
3/3/10	Las Cruces, N.M.	L, 8-17
3/9/10	Albuquerque, N.M.	L, 10-14
3/10/10	Albuquerque, N.M.	W, 13-4
2/22/11	Albuquerque, N.M.	L, 8-13
3/8/11	Las Cruces, N.M.	L, 4-9
3/6/12	Las Cruces, N.M.	L, 12-16
3/13/12	Albuquerque, N.M.	L, 2-6
4/3/12	Las Cruces, N.M.	L, 5-7
5/15/12	Albuquerque, N.M.	W, 12-10 (11)
4/1/13	Las Cruces, N.M.	L, 5-10
4/17/13	Albuquerque, N.M.	W, 13-6
3/25/14	Las Cruces, N.M.	W, 14-4
4/2/14	Albuquerque, N.M.	W, 17-7
4/21/15	Albuquerque, N.M.	W, 22-3
5/5/15	Las Cruces, N.M.	L, 8-22
3/8/16	El Paso, Texas	L, 6-9
4/5/16	Roswell, N.M.	W, 3-2
4/26/16	Albuquerque, N.M.	W, 10-4
5/3/16	Las Cruces, N.M.	W, 3-2
3/7/17	El Paso, Texas	W, 8-2
3/28/17	Las Cruces, N.M.	W, 5-3
5/2/17	Albuquerque, N.M.	L, 5-12
4/10/18	Albuquerque, N.M.	L, 1-9
5/1/18	Las Cruces, N.M.	L, 2-13
5/8/18	Albuquerque, N.M.	L, 3-4
3/26/19	Las Cruces, N.M.	L, 5-13
4/16/19	Albuquerque, N.M.	L, 8-11 (10)
3/29/22	Las Cruces, N.M.	W, 19-2
4/5/22	Las Cruces, N.M.	W, 7-4
5/10/22	Albuquerque, N.M.	W, 13-7
5/17/22	Albuquerque, N.M.	W, 12-4
3/21/23	Albuquerque, N.M.	L, 0-2
4/18/23	Las Cruces, N.M.	W, 13-0 (7)
5/2/23	Albuquerque, N.M.	W, 14-6 (8)
5/16/23	Las Cruces, N.M.	L, 0-8 (7)
3/19/24	Albuquerque, N.M.	W, 14-4 (7)
4/9/24	Las Cruces, N.M.	L, 2-10
4/30/24	Las Cruces, N.M.	L, 8-18