

THE UNIVERSITY OF NEW MEXICO WOMEN'S BASKETBALL

FEBRUARY 8 | AT UNLV

2024-25 SCHEDULE

OVERALL: 13-11 • MW: 6-5 • H: 9-8 • A: 4-3 • N: 0-0

DATE	OPPONENT	TIME/SCORE
10/20	New Mexico Highlands (Exh.)	W, 93-67
10/26	Western Colorado (Exh.)	W, 78-54
11/4	Northern Arizona	L, 80-78
11/7	Morehead State	W, 66-56
11/12	at Texas Tech	L, 75-68
11/15	Western New Mexico	W, 85-56
11/20	South Carolina State	W, 80-38
11/24	Gonzaga	L, 81-68
11/27	UC Irvine	W, 65-62
12/1	North Texas	W, 75-58
12/6	New Mexico State	L, 81-71
12/8	at New Mexico State	L, 68-60
12/15	Pepperdine	W, 82-59
12/19	Sacramento State	W, 69-57
12/21	Abilene Christian	L, 77-69
12/29	at Air Force*	W, 69-63
1/1	Nevada*	W, 70-62
1/4	at San Diego State*	W, 68-59
1/8	Wyoming*	W, 73-67
1/12	UNLV*	L, 88-73
1/18	at Colorado State*	W, 78-74
1/21	at Utah State*	W, 101-79
1/25	Fresno State*	L, 77-64
1/28	at Boise State*	L, 89-80
2/1	San Diego State*	L, 59-46
2/4	Colorado State*	L, 69-63
2/8	at UNLV*	3 p.m.
2/13	Boise State*	7 p.m.
2/19	at San José State*	8 p.m.
2/22	Utah State*	2 p.m.
2/26	at Wyoming*	6:30 p.m.
3/1	at Fresno State*	2 p.m.
3/4	Air Force*	7 p.m.
3/9-3/12 MW Tournament		

BOLD: Home * : Mountain West
All times are Mountain Time

QUICK POINTS BY THE NUMBER

- 3 Lobos scored in double figures in 11 games
- 4 Lobos scored in double figures in 6 games
- Cumber scored in double figures in 21 games, Hooks in 21, Hargrove in 10 games, Joaquim in 8
- Hooks has led team in scoring in 11 games, Cumber in 9,
- 14x a Lobo has scored 20+ points in a game
- Season-low 7 turnovers against Wyoming, had 8 against San Diego State and 9 against Fresno State
- UNM had 8 steals and 10 blocks vs. MSU, 13 steals and 6 blocks vs. WNMU, 13 steals and 7 blocks vs. SCSU, 15 steals and 6 blocks vs. UNT, 12 steals and 7 blocks vs. ACU, 11 steals and 6 blocks at Air Force
- UNM finished with 48 rebounds in 2 games (outrebounded NAU 48-36 & MSU 48-32); 40+ rebounds in 11 games
- UNM is 2nd in MW in: Scoring (71.7), Blocks/Game (4.1), Def. Rebounds/Game (27.4)
- NCAA Rankings: Hooks 35th in FG (154) & 52nd in points (397), Moreland 67th in blocks (33), Hargrove 54th in steals (52) & 73rd in assists (96), Cumber 12th in 3-pointers (64), 27th in 3-pointers/game (2.7), 8th in FT % (92.9), 66th in points (383)
- 10 newcomers and 4 returners
- 8 underclassmen and 6 upperclassmen
- 22 home games on the schedule
- Picked 6th in the MW Preseason Poll



New Mexico Lobos

13-11, 6-5 MW
Head Coach: Mike Bradbury
Record at UNM: 175-100 (9th year)
Career Record: 353-217 (18th year)

Series History

Overall: UNLV leads 43-28
Away Record: UNLV leads 28-11
Current Streak: L2
Last Meeting: 1/12/25 (88-73)

Broadcast Information

TV: Mountain West Network
Radio: KNML
Live Stats: GoLobos.com/wbbstats



UNLV Lady Rebels

18-5, 10-1 MW
Head Coach: Lindy La Rocque
Record at UNLV: 120-27 (5th year)
Career Record: Same

PROJECTED STARTERS

#	NAME	POS.	HT.	YR.	NOTE
3	Destinee Hooks	G	5-9	So.	6 games with 20-plus pts; 11x leading team in scoring
4	Alyssa Hargrove	G	5-8	Sr.	Multiple steals in 14 games; avg. 8.5 ppg, 4.0 apg, 2.2 spg
13	Joana Magalhães	G	5-5	Fr.	Averaging 10.2 ppg in MW; season-high 20 pts at CSU
14	Hulda Joaquim	F	6-1	Gr.	Averaging 7.7 ppg, 7.1 rpg; 7.6 ppg, 7.1 rpg in MW games
33	Viané Cumber	G	5-11	Sr.	21 games with 10+ points; 6 with 20+; avg. 16.0 ppg, 2.7 3-pt/g

LOBO NOTES

SERIES HISTORY

Saturday will be the second game on the season against UNLV with the Lady Rebels winning the first game 88-73. The Lobos were tied with UNLV at the end of the first (at 19) and at the end of the third quarters (at 58), and led by five following a three by Destinee Hooks with 6:30 remaining in the game, but a 17-0 run by the Lady Rebels was the difference. Hooks finished with a game-high 27 points, 11 of which came in the fourth quarter and 19 in the final two quarters, and was one of three Lobos to reach double figures. Joana Magalhães scored a then season-high 16 points to go with a team-high seven rebounds and Alyssa Hargrove scored 13 points.

UNLV the all-time series 43-28 with the Lobos 11-28 in Las Vegas, however, UNM did win the last meeting at UNLV 69-66 on Jan. 20, 2024 on a Viané Cumber three-pointer.

Coach Bradbury is 5-12 all-time against UNLV, 3-6 in road games.

MOUNTAIN OF STATS

Among the Mountain West teams, the Lobos rank in the top three in six categories: second in three and third in three.

The Lobos are second in the conference in scoring (71.7), blocks per game (4.1) and defensive rebounds per game (27.4). The Lobos are third in field goal percentage (.437), rebounds per game (38.0) and steals per game (8.5).

UNM's 10 blocks against Morehead State are tied for the second most in a game by a MW team this season. UNM's 26 assists at Utah State are tied for the most by a MW team this season and the 101 points at Utah State are the second most scored by a MW team this season.

On an individual level, Viané Cumber leads the conference in free throw percentage (.929), three-point field goal percentage (.372), three-pointers per game (2.7), and in made three-pointers with 64, nine more than the next MW player. She's also second in minutes played (33.5), fifth in defensive rebounds per game (5.3) as well as sixth in field goal percentage (.426), and in scoring (16.0). Cumber's seven three-pointers against Morehead State are the most made by a MW player this season with her 14 three-point attempts at Utah State also the most. Her six at Boise State is tied for the second most three-pointers. Destinee Hooks is fourth in the conference in points per game at 16.5 and third in field goal percentage (.474). Hooks' 11 made field goals in the game at Texas Tech are tied for the second most by a MW player.

Alyssa Hargrove is third in the conference in assists per game (4.0), fifth in steals per game (2.2) and seventh in assist/turnover ratio (1.4). Amhyia Moreland is fourth in blocks per game (1.4) and Hulda Joaquim is sixth in rebounds per game (7.1) and fourth in offensive rebounds per game (3.0).

Against MW opponents, the Lobos are second in steals per game (7.6) and in defensive rebounds per game (27.2) and tied for second in rebounds per game (36.9). UNM is third in scoring (71.4) and assists per game (13.8). Hooks is seventh in points per game (16.1) with Cumber eighth (16.0) and Hooks eighth in field goal percentage (.448). Cumber leads the conference in three-pointers made per game (2.6) and in made three-pointers (29) and is second in three-point percentage (.377) and free-throw percentage (.897). Joaquim is third in the MW in offensive rebounds (3.1) and eighth in rebounds per game (7.1). Hargrove is third in assists per game (4.6) and tied for third in steals per game (2.1).



» Eight NCAA Tournament Appearances | 1998, 2002, 2003, 2004, 2005, 2006, 2007, 2008 «
» Five Mountain West Tournament Championships | 2003, 2004, 2005, 2007, 2008 «

THE UNIVERSITY OF NEW MEXICO

Location.....Albuquerque, N.M.
 Founded.....1889 by Territorial Legislature
 Enrollment.....22,225
 Nickname.....Lobos
 Colors.....Cherry (PMS 200) & Silver (PMS Cool Gray 6)
 Conference.....Mountain West Conference
 National Affiliation.....NCAA Division I
 President.....Dr. Garnett Stokes
 Director of Athletics.....Fernando Lovo
 Asst. Vice President/Deputy Director of Athletics....David Williams
 Deputy Title IX Coordinator/SWA.....Amy Beggin
 Faculty Representative.....Karen Gaudreault, Ph.D

FACILITY INFORMATION

Facility.....The Pit
 Capacity.....15,411
 Age.....Built in 1966 (Renovated in 2009-10)
 All-Time Home Record.....485-232 (.676)

PROGRAM HISTORY

First Season.....1974-75
 Overall Record.....772-609 (.559)
 Overall MW Record.....276-181 (.604)
 Postseason Tournament Appearances.....20
 NCAA Tournament Appearances.....8
 Last NCAA Postseason Appearance.....2022-23 (WNIT)
 Last NCAA Postseason Opponent.....Washington
 Last NCAA Postseason Result.....L, 67-56
 MW Regular Season Championships.....3
(2003-04, 2004-05, 2020-21)
 MW Tournament Championships.....5
(2002-03, 2003-04, 2004-05, 2006-07, 2007-08)

TEAM INFORMATION

2023-24 Overall Record.....21-11
 2023-24 Mountain West Record.....12-6
 2023-24 Mountain West Season Finish.....2nd
 2023-24 MW Tournament Finish.....Quarterfinal
 Letterwinners Returning | Lost.....4 | 8
 Starters Returning | Lost.....1 | 4

- » Three Mountain West Regular-Season Championships
- » Five Mountain West Tournament Championships
- » Seven NCAA Tournament Appearances Since 2001-02
- » Mountain West Attendance Leader 21 Seasons in a Row
- » WBCA Academic Top 25 Eight Times Since 2004-05

COACHING STAFF

Head Coach: Mike Bradbury (Chattanooga, 1993)
 Record at UNM (Years): 175-100 (9th season)
 Career Record (Years): 353-217 (18th season)
 Associate H.C.: Keith Freeman (3rd season)
 Alma Mater: Huntington College, 1986
 Assistant Coach: Nike McClure (3rd season)
 Alma Mater: New Mexico, 2019
 Assistant Coach: Mackenzie Novak (2nd season)
 Alma Mater: Bethel University, 2021
 Graduate Assistant: Jaisa Nunn (2nd season)
 Dir. of Operations: Hanna Hudson (3rd season)
 Dir. of Player Development: Isaiah Fernandez (3rd season)
 Athletic Trainer: Lexi Smith (4th season)
 Strength Coach: Emily Meinert (1st season)

MISCELLANEOUS INFORMATION

2023-24 Total Attendance.....90,187
 2023-24 Average Attendance.....5,010
 2023-24 NCAA Attendance Rank.....24th
 2023-24 Mountain West Attendance Rank.....1st

MULTIMEDIA INFORMATION

Athletics Website.....www.GoLobos.com
 Main University Web Site.....www.unm.edu
 Conference Web Site.....www.TheMW.com
 Facebook.....www.facebook.com/NewMexicoLobos
 Twitter.....@UNMLobos

MEDIA RELATIONS

Women's Basketball Contact.....Allison Weiss
 Cell Phone (Preferred).....661-313-5402
 Email.....allisonweiss@unm.edu

INTERVIEW REQUESTS

All interviews with UNM student-athletes and coaches should be coordinated through the athletics communications office. Interviews may be arranged by contacting Allison Weiss in the athletics communications office (allisonweiss@unm.edu). All interview requests should be made at least 24 hours in advance.

The University of New Mexico Athletics
 1155 University Drive
 Albuquerque, N.M. 87106

The 36 made baskets against Utah State are tied for the most by a MW team in a conference game this season with the 26 assists in the game the most.

IT'S FREE, ISN'T IT?

If the free-throw streak isn't indicative enough, Viané Cumber is about as automatic as they come from the line. The New Mexico native is 65-70 on the season, missing her first free throw before making 55 consecutive free throws, which came to an end on Jan. 18.

Cumber is currently eighth in the NCAA in free-throw percentage at 92.9%. In her career, Cumber is shooting 86.3% from the free-throw line, which would rank second all-time in program history. Her season percentage would also be the second best in program history.

4-FOR-4 DEAL

The Lobos have had a season-high four players score in double figures six times: against Western New Mexico, South Carolina State, Pepperdine, Air Force, Nevada and Utah State. Against WNMU, the Lobos were led by 15 from Destinee Hooks, 13 from Viané Cumber, 12 from Hulda Joaquim and 10 from Alyssa Hargrove, and against South Carolina State, Joaquim led with a career-high 14 points, followed by 13 from Cumber and Hooks and a season-high 12 from Amhyia Moreland. Against the Waves, Hooks and Joaquim shared the team high with 14 points and Cumber and Moreland scored 12 each. In the MW opener, Cumber led with 20 points, Joaquim finished with a career-best 16 points, Hooks finished with 15 and Joana Magalhães scored a season-high 11 points. The Lobos made it consecutive games against Nevada with Hooks scoring a game-high 18, Cumber with 17 and Magalhães and Moreland with 10 each. In the game at Utah State, Cumber led with 25 points, followed by 20 from Hargrove, 17 from Magalhães and 15 from Hooks.

UNM is 6-0 when four players score in double figures this season.

20 POINT CLUB

UNM has had a player score 20-plus points 14 times this season and had two players finish with 20 or more in the same game for the first time at Colorado State and followed it up in the next game at Utah State. Destinee Hooks has scored 20-plus points six times (21 vs. Northern Arizona, 28 at Texas Tech, 24 vs. Gonzaga, 27 at New Mexico State, 20 against Wyoming and 27 against UNLV) and Viané Cumber six times with three times coming in the last four games (scored 23 against Morehead State, 25 against Sacramento State, 20 at Air Force, 25 at Colorado State, 25 at Utah State and 23 at Boise State).

Cumber and Joana Magalhães (20 points) both reached 20 points at CSU, the first time with 20 points for Magalhães as a Lobo, and the first time with two in a game since Jan. 24, 2024 against Fresno State. UNM had two in consecutive games with Cumber (25) and Alyssa Hargrove (a season-high 20 points) at Utah State.

GOOD THINGS COME IN THREES

UNM has had three players finish in double figures in 11 games.

Up until the San Diego State game on Feb. 1, the Lobos have had three different players lead the team in scoring in a game, with Destinee Hooks leading the team in 11 (NAU, Texas Tech, Western New Mexico, Gonzaga, UC Irvine, at New Mexico State, Nevada, San Diego State, Wyoming, UNLV and Colorado State). Viané Cumber has led in nine (Morehead State, New Mexico State, Sacramento State, Abilene Christian, Air Force, Colorado State, Utah State, Fresno State and Boise State) and Hulda Joaquim in one (South Carolina State). Cumber and Hooks shared the team lead against North Texas and Joaquim and Hooks shared the team high in scoring against Pepperdine. Nayli Padilla joined the list after leading the Lobos with 12 points against the Aztecs.

Further, the trio of Hooks, Cumber and Alyssa Hargrove have all scored in double figures in the same game in six games (NAU, Texas Tech, UC Irvine, New Mexico State, San Diego State and Utah State).

BLOCK IT UP

Blocks have been a prevalent statistic this season with the Lobos, finishing with five or more blocks in nine of the games, going 5-4 in those games.

In the game against South Carolina State, Amhyia Moreland finished with a career-high six blocks, with the Lobo matching her career high of four by halftime. Of note, she is the first Lobo to record six blocks in a game since Antonia Anderson did it against UC Riverside on Nov. 5, 2019 and one of 12 Lobos to record six or more blocks in a game dating back to 2002. While Carol Moreland holds the program record of most blocks in a game, 11 done twice in 1978, Nike McClure holds the most recent record of blocks in a game

with nine, done in 2018 against Oklahoma.

The Lobos finished with 10 blocks against Morehead State, the most in a game since 2021, when UNM had 11 against Houston Baptist on Nov. 23. Seven different Lobos had at least one block with Hulda Joaquim, Destinee Hooks and Alyssa Hargrove leading with two apiece. Lara Langermann recorded her first career block, with Lydie Mwamba, Moreland and Reza Po all contributing one.

UNM has 98 blocks this season with Moreland with 33, Hargrove with 22, Joaquim with 15, Hooks with eight and Viané Cumber and Mwamba with three each. As a team, UNM is 55th in the NCAA in blocks per game (4.1) and second in the Mountain West. Moreland is fourth in the MW in blocks per game at 1.4 with Hargrove tied for eighth (0.9).

Moreland has had a block in 17 games, with 10 games with multiple blocks. Joaquim has had a block in 11 games with three games with multiple blocks and Hargrove has had a block in 14 games with six games with multiple blocks.

QUITE THE STEAL

The Lobos have created six or more steals in 18 games and 10 or more steals in nine this season, including a season-high 15 against North Texas, 13 in two games, 12 against Pepperdine, Abilene Christian and Utah State, 11 at Air Force and at San Diego and 10 against New Mexico State. UNM is averaging 8.5 steals per game and 7.5 steals per game in conference games. The Lobos are third in the conference in steals per game overall and second in steals per game in MW games.

Alyssa Hargrove leads the team in steals with 52 (2.2 per game), following three or more steals in 10 games with five against North Texas and New Mexico State, four against Western New Mexico, Air Force and Utah State, and three against South Carolina State, Nevada, Gonzaga, San Diego State and Colorado State. She's recorded a steal in 21 games and multiple steals in 14. Hargrove led the team in steals against NAU, TTU, WNMU, North Texas, New Mexico State, Air Force, Nevada and Colorado State, and tied for the team lead against South Carolina State, San Diego State (both games), Utah State and Colorado State (second game). Hargrove has had three or more steals in five MW games to date.

Destinee Hooks has recorded a steal in 16 games, and had four against North Texas. Joana Magalhães has also had a steal in 17 games with multiple steals in 11 games. In the game at Utah State, the freshman had a season-high four and followed it up with three against Fresno State. Viané Cumber has had a steal in 14 games, with multiple steals in five games, and a game-high four against Gonzaga which tied her career high. Hulda Joaquim has recorded a steal in 13 games and six games with multiple steals. Against New Mexico State, Joaquim tied her career high with three steals, which she last did in 2022. Amhyia Moreland has had a steal in 12 games, credited with a career-high four against ACU.

Three Lobos are averaging over a steal per game with Hargrove (2.2), Magalhães (1.3) and Hooks (1.0). Hargrove is fifth in the conference in steals per game and 54th in steals in the NCAA. In MW games, she's averaging 2.1 steals per game and is tied for third in the conference.

START STRONG, NEED TO FINISH STRONG

UNM has entered the fourth quarter with the lead in 16 games which includes six Mountain West games (NAU, Morehead State, Western New Mexico, South Carolina State, UC Irvine, North Texas, at New Mexico State, Pepperdine, Sacramento State, at Air Force, Nevada, San Diego State, Wyoming, Colorado State, Utah State and Fresno State). In those 16 games, UNM outscored opponents 310-225 in the first quarter and 266-225 in the second quarter (576-450 in the first 20 minutes), 308-253 in the third quarter, but trailing 312-299 in the fourth (607-565 in the last 20 minutes). UNM is 13-3 this season when taking a lead into the final quarter, 6-1 in MW games.

The Lobos have led for the majority of the game in 14 games, leading 34:12 and by as many as 13 against NAU but lost the lead and the game late. Against Morehead State, the Lobos led 39:33 and by as many as 24 in the fourth, but the lead was cut down to 10 in the 66-56 final. They only trailed for 3:47 (3:30 vs. NAU, 0:17 vs. MSU) in the first two games of the season. Against Western New Mexico, UNM led by as many as 29 and for 36:38 and UNM never trailed against South Carolina State and led by as many as 43. Against UNT, the Lobos led for 39:27 and never trailed, leading by as many as 19 in the second quarter. In the game against Pepperdine, UNM led for 34:10 and by as many as 30. Against Sacramento State, the Lobos never trailed, leading for 38:30 and by as many as 18 in the third quarter. In the MW opener against

GAME 25: NEW MEXICO AT UNLV

Air Force, UNM used a 10-0 run to close the first quarter and led for the entire second quarter and second half, in what amounted to 34:21 of the game. Much like the Air Force game, the Lobos used a 10-0 run in the first quarter to pull away and started the second quarter on a 10-2 run, leading for all but 46 seconds in the game against the Wolf Pack. UNM led for 37:36 against Nevada and by as many as 12 in the second quarter and against SDSU, UNM led for 36:07 and by as many as 13. Against Wyoming, UNM led for 27:14 and by as many as eight. At Colorado State, UNM led for 37:06 and by as many as 18 and at Utah State, led for 36:41 and by as many as 22. Against Fresno State, the Lobos led for 19:49 and by as many as 10, but lost the lead in the fourth quarter.

In the 10 MW games, UNM has led for 259:51 and trailed for 158:14 and hasn't trailed by more than five in six games (occurring in the first quarter in all six games). UNM has led after the first, second and third quarters in six MW games and was tied after the first and third against UNLV and tied at the half against Fresno State. Against BSU, the Lobos led at the half, losing the lead in the third. The Feb. 1 game against San Diego State was the first time the Lobos never led in a MW game this season, which happened again in the following game against Colorado State.

During three of the last four games, UNM has had one quarter in the second half in which the Lobos have scored less than 10 points (seven in the fourth quarter against Fresno State, five in the fourth quarter against San Diego State and nine in the third quarter against Colorado State).

On the season, UNM is outscoring its opponents 478-387 in the first quarter (+91). The Lobos are outscoring opponents by 382-362 in the second (+20), 441-419 (+22) in the third, but trailing 466-420 (-46) in the fourth. UNM holds a 1721-1634 (+87) edge in overall points.

In addition, the Lobos have led for a total of 561:32 this season, leading after the first quarter in 17 games (exception was Gonzaga, at NMSU and vs. SDSU and CSU; tied against Pepperdine, Abilene Christian and UNLV), and trailed for a total of 318:25, with the largest time trailing coming against San Diego State of 39:28. UNM never trailed in the game against South Carolina State, North Texas and Sacramento State, but also never led against Gonzaga although tying the game three times, against San Diego State, coming as close as one point at the end of the third quarter and against Colorado State although tying the game twice.

The Lobos are 12-5 (6-1 MW) when leading after the first quarter, 12-2 (6-1 MW) when leading at the half and 0-7 (0-3 MW) when trailing after the third quarter.

FAST-BREAK POINTS

On the season, UNM has scored 266 fast-break points (11.1 per game), while limiting opponents to 174 (7.3 per game). The Lobos held NAU, NMSU, USU, FS and BSU to five fast-break points, Western New Mexico, Pepperdine, UC Irvine and Colorado State to four and South Carolina State, Sacramento State, Gonzaga and Wyoming to two. The Lobos didn't allow a fast-break point against SDSU.

The Lobos have had the edge in fast-break points in 18 games and are 12-6 when having the advantage.

PAINT POINTS

The trend of prioritizing the paint points has continued from last season with UNM scoring 814 of its 1721 points in the paint, accounting for 47.3% of the points and an average of 33.9 points per game. The Lobos are outscoring opponents 814-672 (+142) in the paint and have outscored opponents in the paint in 14 games (11-3 in those games).

UNM has scored 50.0% or more of its points in a game in the paint in 10 games, four times scoring 60.0% or more of its points in a game in the paint.

In the season opener, UNM scored 42 of its 78 points in the paint, accounting for 53.8%. UNM outscored NAU 42-34 in the paint, with 14 points in both the first and second quarters coming in the paint to account for 28 of UNM's 42 points at the half. UNM had a season-best 56 paint points in the game against Western New Mexico, accounting for a season-high 65.9% of the total points. In the game against South Carolina State, UNM outscored the Lady Bulldogs 48-18 in the paint, scoring 60.0% of the total points in the paint. In the game against Gonzaga, UNM outscored the Bulldogs 38-30 in the paint with 55.9% of UNM's total points coming in the paint. Against UNT, UNM outscored the Mean Green 38-36 in the paint and 50.7% of its points came in the paint. In the game at NMSU, the Lobos outscored the Aggies 40-30 in the paint, accounting for 66.7% of the total points (60). Against Pepperdine, the Lobos

outscored the Waves 40-18 in the paint and 48.8% of the total points (82). UNM held the edge in the paint against Sacramento State 32-26, with 46.4% of its points coming in the paint (69 total points). In the MW opener at Air Force, UNM scored 36 of its 69 points in the paint (52.2%). Against Nevada, UNM scored 38 of its 70 points in the paint (54.3%), and followed that up with 42 of its 68 points in the paint (61.8%) against San Diego State. UNM outscored Wyoming in the paint 42-38, accounting for 57.5% of its points.

Last season, UNM outscored opponents in the paint in 24 games and by a 978-810 (+168) margin. UNM scored 47.2% of its points (978 of 2071) in the paint last season, averaging 30.6 points per game with 14 games scoring 50% or more of its total points in the paint.

SCORING 101

In New Mexico's win at Utah State, the Lobos set several season highs, including a season-high 101 points.

Among the season highs, UNM shot a season-high 58.1% and made a season-best 36 baskets, including a season-high 12 three-pointers. Of the 36 baskets, the Lobos finished with a season-high 26 assists. The 26 assists were the most since the Lobos had 25 against Utah State on Feb. 25, 2023. UNM also scored a season-high 53 points in the final 20 minutes after scoring a season-high 48 points in the first 20 minutes. The 101 points were the most scored in a game since UNM scored 111 against Utah State on Feb. 25, 2023 and marked the seventh time in the last eight games in the series in which the Lobos scored over 90 points.

On an individual level, Alyssa Hargrove scored a season-high 20 points on a season-high eight made baskets, shooting a season-best 8-9 (.889), and had a career-high nine assists. Joana Magalhães had a season-high four steals and Drew Jordon scored a season-high six points, making her first three-pointer of the season. Vianè Cumber tied her season- and career-high with 25 points, scoring 25 points in consecutive games and was credited with a career-high six assists.

IT WAS FUN WHILE IT LASTED

Vianè Cumber's consecutive free throw streak came to an end in the fourth quarter at Colorado State on Jan. 18, ending at 55. Her 55 consecutive made free throws set the program record, surpassing Julie Briody's record of 35 she set Feb. 8-March 4, 2006. The 35th and 36th free throws came in the fourth quarter against Nevada on New Year's Day, with Cumber adding four more in the quarter.

KEEP IT BELOW 10

The Lobos have held an opponent below 10 points in a quarter eight times this season, doing it twice in a game twice, with both occurring in the second and third quarters. Five of the times happened in the second quarter.

UNM held Morehead State to eight points in the second quarter and seven points in the third quarter and held South Carolina State to nine points in the second quarter and five points in the third. Against North Texas, UNM held the Mean Green to eight points in the second quarter and against Pepperdine, UNM held the Waves to seven points in the second quarter. In the game against Sacramento State, UNM held the Hornets to nine points in the second quarter. The Lobos held San Diego State to nine points in the first quarter.

CONSISTENT V

Vianè Cumber has scored in double figures in 21 games this season, tied for the most by a Lobo this season, with six games with 20 or more points.

She scored 23 points against Morehead State to lead the team in scoring, had 14 in the season opener against Northern Arizona, 10 at Texas Tech, 13 against Western New Mexico and South Carolina State, 16 against Gonzaga, 15 against UC Irvine, 19 against North Texas and 18 and 11 against New Mexico State. She scored 12 points against Pepperdine and a game- and career-high 25 points against Sacramento State. She led the Lobos in scoring for the second time in the week with 18 against Abilene Christian and for the third consecutive game with a game-high 20 at Air Force. Cumber scored 10 of her 17 points against Nevada in the fourth quarter and went 6-6 from the free-throw line against SDSU to finish with 12 points. Against Wyoming, she finished with 16 points and at Colorado State, she tied her career high of 25 points with a career-high eight free throws and added 11 rebounds for her third double-double of the season. Cumber produced her third 25-point game at Utah State, making five three-pointers and scored 22 of her 25 points in the final 20 minutes (13 in the third quarter). She made four three-pointers against Fresno State, leading the Lobos with 19 points. At Boise State, Cumber made six three-pointers and finished with a game-high 23 points, the third time in four games reaching 20 points.

In the game against Sacramento State, she scored 12 of her career-high 25 points in the final quarter, going 4-4 from the floor, 2-2 from three-point range and 2-2 from the free-throw line, and added eight rebounds and three assists in the game to lead the Lobos in all three categories. In the final two quarters, she went 6-7 from the floor, 3-4 from three-point range and scored 17 points.

She is currently averaging 16.0 points per game, 6.1 rebounds per game, 1.7 assists per game and shooting 42.6% from the floor, 37.2% from three-point range and 92.9% from the free-throw line. Cumber is second on the team in points per game, behind 127 made field goals, and in rebounds per game. She is fourth in steals (22) and in assists (41). The Albuquerque native also leads the team in made three-pointers with 64, 30 more than the next Lobo. Cumber has led the Lobos in scoring in nine games, including four of the last six, tied for the team lead in one, and has three double-doubles. In conference games, she's averaging 16.0 points per game and 5.5 rebounds per game, shooting 39.7% and 37.7% from three-point range in 34.7 minutes per game.

Amongst the conference, Cumber leads in free throw percentage, is sixth in scoring, sixth in field goal percentage and 12th in rebounds per game, while fifth in defensive rebounds per game (5.3). In conference games, she is eighth in scoring, second in free-throw percentage (89.7) and three-point percentage (37.7), and leads in made three-pointers (29) and three-pointers per game (2.6). Nationally, she is 66th in points with 383.

Last season, Cumber scored in double figures in 17 games with four games of 20-plus points, leading the Lobos in scoring six times. The Lobo also registered three double-doubles, with 14 points and a career-high 14 rebounds against Eastern Illinois, 21 points and 11 rebounds against Utah State and 11 rebounds and 10 points at San Diego State.

Further, Cumber has scored in double figures 57 times and 20 or more points 12 times in her career.

Cumber recently reached a couple of milestones, becoming the 27th Lobo to reach 1000-career points at Colorado State (currently at 1085) and has 222 three-pointers, second all-time in program history. She is the fourth Lobo in program history to reach 200 career three-pointers, which she did against Wyoming on Jan. 8. She is 17 three-pointers from tying the program record of 239 set by LaTascya Duff and would have to average roughly two three-pointers per game.

THREES IN VIANÈ'S DNA

The easiest way to know how to pronounce Vianè's name is VNA, like DNA but VNA. And three-pointers are in Vianè's DNA.

In her career, she has made a three in 81 games with 60 games with multiple threes, three or more three-pointers in 35 career games and 13 career games with five or more three-pointers. She has made at least one three-pointer in 55 of the last 59 games she's played in.

Among one of the best three-point shooters in the conference, she made three or more three-pointers 10 times last season. This season, she's made multiple three-pointers in 16 games and three or more in 11 games.

This season, she's made 64 with multiple three-pointers in 16: seven against Morehead State, six at Boise State, five against Sacramento State and Utah State, four against Gonzaga, Air Force and Fresno State, three against South Carolina State, North Texas, Abilene Christian and Colorado State and two against Northern Arizona, Texas Tech, Pepperdine, Wyoming and Colorado State. Her seven are tied for the eighth most in a game by a Lobo in program history.

She leads the Mountain West in three-point percentage (.372), three-pointers per game (2.7) and in made three-pointers (nine more than the next MW player). In MW games, she is shooting 37.7% from three and leads the conference in three-pointers (29) and three-pointers per game (2.6). Nationally, she is 12th in the NCAA in three-pointers, seventh in three-point attempts (172) and 27th in three-pointers per game.

3-4 INSTANT IMPACT

Alyssa Hargrove has reached double digits in 10 games as a Lobo, averaging 8.5 ppg on the season. Additionally, she is averaging 4.0 apg, 2.2 spg, 3.1 rpg, and 0.9 bpg in 30.8 mpg, while shooting 38.4% from the floor and 42.2% from three with two three-pointers in eight games and tied her career high with three against Colorado State. In the game at Colorado State, Hargrove set a career high in rebounds (nine) to go with a game-high six assists, a team-high three steals and scored six points. This season she has also set a career high

in blocks (three versus Abilene Christian and San Diego State) and assists (nine against Utah State). She also had a season-high 20 points at Utah State on a season-high eight made baskets and had four steals and eight rebounds.

Hargrove currently leads the team in steals (52) and assists (96), is third in made three-pointers (27), second in blocks (22) and third in scoring with a steal in 21 games and a block in 14. The Ohio native has 20 more steals than the next Lobo and 34 more assists than the next Lobo. Hargrove is fifth in the conference in steals per game and 54th in steals in the NCAA. She is third in the MW in assists per game and in assists per game in MW games (4.5) and 73rd in assists in the NCAA.

In MW games, Hargrove is averaging 8.6 ppg, 4.1 rpg, 4.5 apg, 2.1 spg in 33.7 mpg. Her minutes are the sixth most in the MW.

Destinee Hooks has been a consistent scorer for the Lobos, reaching double figures in 21 games overall, and has scored 20-plus points in six games. She has also led the Lobos in scoring in 11 games.

In MW games, Hooks is averaging 16.1 ppg (seventh in the MW), shooting 44.8%. Additionally, Hooks recorded at least 15 points and a steal in the first five conference games this season. The only MW players to start a campaign with a longer streak in conference play are Utah's Morgan Warburton in 2008 (first seven games) and Fresno State's KiKi Moore in 2013 (first seven games). She has had 15 points with at least a steal in seven of the MW games to date.

Hooks currently leads the Lobos in scoring at 16.5 ppg and second in made free throws (55) and three-pointers (34). Additionally, she is fourth in the MW in scoring and is third in field goal percentage (.474) and currently 35th in the NCAA in field goals (154) and 52nd in points (397).

DOUBLE TIME

The Lobos have had multiple double-doubles in three games. The Lobos had two double-doubles in the win against Morehead State behind a 23-point and 12-rebound performance from Vianè Cumber that included seven three-pointers and a 12-point and 10-rebound performance from Hulda Joaquim. For Joaquim, it was her career high in points and the third time with double-digit rebounds as a Lobo, recording her first career double-double.

UNM had its second game with multiple double-doubles against UC Irvine with Destinee Hooks scoring 17 points to go with 10 rebounds for her first as a Lobo and Cumber recording her second of the season with 15 points and 10 rebounds. The third time was against New Mexico State with Hooks scoring 27 points and finished with 10 rebounds while Joaquim recorded 14 rebounds and 12 points, setting a career high in rebounds,

UNM has nine double-doubles on the season with Joaquim accounting for four (also had 14 points, 10 rebounds vs. South Carolina State and a career-best 16 points and 11 rebounds at Air Force) to go with three for Cumber (added one at CSU with 25 points and 11 rebounds) and two for Hooks.

POINT OF EMPHASIS

UNM entered the season having to replace its point guard from a season ago in Aniyah Augmon. The Lobos have options in freshmen Reza Po and Joana Magalhães, returning sophomore Lara Langermann and senior Alyssa Hargrove.

All four have been the one in games this season with Hargrove and Magalhães the primary ball handlers. Hargrove leads the team in assists with 96 (4.0 per game), followed by Magalhães (62, 2.6 per game) and Langermann at 23 (1.0). Langermann had a career-high four assists in the game against Gonzaga with Hargrove having a career high against Utah State with nine and has had five or more assists in eight games.

UNM is averaging 14.7 assists per game on the season, fifth in the MW, and 13.8 assists per game in conference games, third in the MW.

MAKE YOURSELF AT HOME

The Lobos have a total of 22 home games on the schedule with two exhibitions, 11 non-conference and nine MW games.

In the opening month, UNM had six home games with two separate three-game homestands broken up by a trip to Texas Tech. UNM has five home games in December with one road trip to Las Cruces and New Mexico State.

UNM has four home games in both January and February and close the MW schedule at home against Air Force on March 4.

GAME 25: NEW MEXICO AT UNLV

The Lobos went 14-4 at home last season and 45-8 (85%) at home in the last three years.

In 17 home games, UNM is outscoring opponents 1197-1127 (+70) in home games and averaging 70.4 ppg while allowing 66.3 ppg. The Lobos are shooting 42.8% and 32.7% from three-point range, making an average of 7.4 three-pointers per game. UNM is also outrebounding opponents 37.6-34.6 (+3.0) and averaging 9.1 steals per game and 4.7 blocks per game in The Pit.

Destinee Hooks (15.9 ppg) and Viané Cumber (15.1 ppg) are averaging double figures in home games, while Hulda Joaquim is averaging 7.2 ppg and 6.5 rpg and Alyssa Hargrove is averaging 8.1 ppg, 2.1 spg and 3.9 apg.

New Mexico ranks 10th in the NCAA in attendance at 81,098 (4,770 average).

ROAD WINS

New Mexico is 4-1 in Mountain West road games, outscoring opponents (Air Force, San Diego State, Colorado State, Utah State and Boise State) 396-364 (79.2-72.8) and winning by an average of 6.4 points. UNM is shooting 46.1% in the five games, while holding opponents to 38.6%, as well as going 38.0% from three-point range compared to 30.9% for opponents, making 9.2 three-pointers per game. UNM has made double-digit three-pointers in the last three games, with a season-high 13 at Boise State.

In the five games, UNM is averaging 39.2 rebounds per game, 16.0 assists per game, 8.2 steals per game and has led for 161:59 while trailing for 29:05. UNM has not trailed by more than four points in four of the road MW games, trailing by four at Air Force and San Diego State, by three at Utah State and by not more than two at Colorado State, with all coming in the first quarter.

Viané Cumber leads the Lobos in road wins with 21.0 points per game, leading the Lobos at Air Force (20), Colorado State (25), Utah State (25) and Boise State (23), with Destinee Hooks averaging 14.2 points per game and leading UNM at San Diego State (18). Joana Magalhães has averaged 12.2 points per game and had a season-best 20 points at Colorado State. Alyssa Hargrove is pacing the Lobos with 5.0 assists per game to go with 6.0 rebounds per game, 2.8 steals per game and 10.0 points per game. On the boards, Hulda Joaquim is averaging 8.0 rebounds per game.

HELLO FROM THE OTHER SIDE

Amhyia Moreland spent the last two seasons at MW opponent San José State.

Against the Lobos, Moreland scored 19 points on 8-13 shooting with four rebounds and two steals at The Pit on Feb. 14 and scored eight points on the other two occasions she played her future team (both were in San Jose).

Moreland averaged 11.6 ppg and 5.9 rpg last season with the Spartans.

20/10 AGAIN

The Lobos are coming off a 21-11 overall record, 12-6 record in the MW to finish second in the standings. It marked the fourth consecutive year with at least 10 conference wins and the seventh time in Coach Mike Bradbury's eight years at UNM. The Lobos reached 20 wins for the third consecutive year and the fifth time under Bradbury.

Only UNM, CSU and UNLV have reached the 20-win mark in each of the last three years. In addition, only UNM and UNLV have won 10 or more MW games in each of the last four years.

DÉJÀ VU

UNM was picked to finish sixth in the MW preseason poll for the second-straight season.

UNM received 172 points, with the Lobos receiving 168 points in last year's preseason poll before finishing second in the final standings. The Lobos were picked ahead of Nevada (125 points), Air Force (116 points), Fresno State (109 points), San José State (60 points) and Utah State (41 points), with San Diego State above them in fifth (218 points).

UNLV was picked as the preseason favorite with 21 first-place votes and 298 points, followed by Wyoming (three first-place votes, 251 points), Colorado State (four first-place votes, 248 points), Boise State (221 points) and the aforementioned San Diego State.

STILL THE ONE

The lone returning starter from a season ago, Viané Cumber was selected to the Preseason All-Mountain West Team. Cumber was one of 10 players selected to the preseason team, marking the first conference selection of her

career. Entering her fourth year at UNM, the Albuquerque native has appeared in 80 games with 45 starts, including starting all 29 games she played in last season.

Cumber is coming off a season in which she averaged 11.4 points per game, 6.0 rebounds per game, both career bests, as well as had a career-best 39 assists, 22 steals and five blocks. A three-point threat, the Lobo guard made 70 last season, bringing her career total to 158 and her career three-point percentage to 36.0.

Against MW opponents, Cumber averaged 11.4 points per game, 6.7 rebounds per game, and finished in double figures in 12 games with two games with 20-plus points. She registered two double-doubles against Utah State (21 points, 11 rebounds) and at San Diego State (10 points, 11 rebounds) and made at least one three-pointer in all but two conference games. She made multiple three-pointers in 13 MW games and five or more in three, including six three-pointers at UNLV with the sixth one the game winner to give her 22 points.

She led the Lobos in scoring in six games and tied for the team high in one, and led the team in rebounds in seven games while tied for the team high in four.

A WHOLE NEW TEAM

The 2024-25 Lobos has a different look than a season ago, with 10 newcomers on the roster. Of the 10, four are freshmen and six are transfers.

UNM returns one starter from a season ago in Viané Cumber, who averaged 11.4 points per game, 6.0 rebounds per game, both career bests, as well as had a career-best 39 assists, 22 steals and five blocks last season. Entering their sophomore seasons, Lara Langermann and Paris Lauro return after making 32 appearances with six starts and 22 appearances, respectively. Hulda Joaquim begins her third year with the Lobos and played in 31 games last year for a combined 44 games during her Lobo career.

Joining the Lobos in the offseason were freshmen Reza Po, Joana Magalhães, Nayli Padilla and Lilli Hakkarainen. The Lobos are a relatively young team with eight of the 14 underclassmen, however, of the 14, eight also bring Division I collegiate experience with the addition of transfers Drew Jordon (Wagner), Clarissa Craig (Cincinnati), Amhyia Moreland (San José State) and Alyssa Hargrove (Austin Peay) to compliment the four Lobo returners.

ROSTER BREAKDOWN

The roster breaks down to 4 freshmen (28.6%), 4 sophomores (28.6%), 1 junior (7.1%), 4 seniors (28.6%) and 1 graduate student (7.1%). Eight of the 14 are underclassmen (57.1%) with six upperclassmen (42.9%).

AROUND THE WORLD

The roster breaks down further to span across the globe with seven countries represented and seven U.S. states with 12 different languages spoken. UNM has players from six international countries in Germany, Republic Democratic of Congo, Spain, Portugal, Mozambique, Finland as well as a greater U.S. footprint with Washington DC, North Carolina, Ohio, California, Texas, Indiana and New Mexico.

SUMMER ABROAD

Two Lobos spent their summer with their respective national teams, playing in the FIBA U20 Women's EuroBasket in Klaipeda and Vilnius, Lithuania.

Lara Langermann played for the German National Team, finishing in fourth place after losing to France in the semifinals and Italy in the third-place game. Lilli Hakkarainen played for the Finnish National Team.

Langermann and Hakkarainen faced each other in the round of 16 with Germany winning 90-60. Langermann scored 11 points on 4-5 shooting, 3-4 from three-point range, while Hakkarainen finished with five points and three rebounds.

Hakkarainen finished the tournament averaging 6.1 ppg, 4.0 rpg, 1.9 apg and 0.7 spg while playing 24.4 mpg. Langermann finished averaging 4.4 ppg, 1.3 rpg, 1.6 apg, 0.7 spg in 14.3 mpg.

LAST TIME IT HAPPENED (UNM)

As A Team

Scored 100 Points:	101 - at Utah State (1-21-25)
Scored 90 Points:	98 - at Utah State (1-28-23)
Scored Fewer Than 50 Points:	46 - vs. San Diego State (2-1-25)
Scored Fewer Than 40 Points:	38 - at Colorado St. (1-3-15)
Won by 50 Points:	+56 (W, 111-55) - vs. Utah State (2-25-23)
Won by 40 Points:	+42 (W, 80-38) - vs. South Carolina State (11-20-24)
Won By 30 Points:	+38 (W, 98-60) - at Utah State (1-28-23)
Lost By 30 Points:	-37 (L, 47-84) - at (RV) Arizona St. (12-14-19)
Lost By 40 Points:	-42 (L, 63-105) - at Oklahoma (12-16-17)
Shot 60% or Better:	61.2% - vs. Pacific (11-9-01)
Shot Less Than 30%:	22.7% (15-66) - vs. San Diego State (2-1-25)
Shot 60% 3FG or Better:	64.0% (16-25) - at Fresno State (2-28-23)
Shot Less Than 20% 3FG:	10.3% (3-29) - vs. San Diego State (2-1-25)
Made 15 3-Pointers:	16 - at Fresno State (2-28-23)
Shot 90% on FTs (10 or more):	91.7 (11-12) - vs. Texas Southern (11-6-23)
Shot Less Than 40% On FTs:	33.3% (2-6) - vs. Colorado State (2-4-25)
Had 50 Rebounds:	52 - at Air Force (1-27-24)
Had 20 Offensive Rebounds:	21 - vs. Northern N.M. (11-12-21)
Had 25 Assists:	26 - at Utah State (1-21-25)
Had 20 Turnovers:	22 - at Air Force (12-29-24)
Had Less Than 10 Turnovers:	8 - vs. San Diego State (2-1-25)
Had 10 Steals:	12 - at Utah State (1-21-25)
Had 10 Blocks:	10 - vs. Morehead State (11-7-24)
Had Two 20-Point Scorers:	at Utah State (1-21-25)
Had Three 20-Point Scorers:	vs. Grand Canyon (3-16-22)
Had 7 Double-Digit Scorers:	LaTascya Duff (27), Jaedyn De La Cerda (22) and Shaiquel McGruder (20) vs. Utah State (2-25-23)
Had 6 Double-Digit Scorers:	at Arkansas-Pine Bluff (12-17-20)
Had 5 Double-Digit Scorers:	vs. Nevada (3-2-24)
Had No Double-Digit Scorers:	vs. (RV) Arizona St. (12-14-19)
Had Two 10+ Rebounders:	vs. New Mexico State (12-8-24)
Had 30+ Points in 1st Half:	Hulda Joaquim (14) and Destinee Hooks (10) 54 - at Boise State (1-28-25)
Scored 50-60 Points In 1st Half:	53 - at Utah State (1-21-25)
Scored 60+ Points in a 2nd Half:	62 - vs. Utah State (2-25-23)
Scored 20 Or Fewer Points In 1st Half:	20 - vs UNLV (2-3-24)
Scored 20 Or Fewer Points In 2nd Half:	19 - vs Southern Utah (12-7-23)
Scored Less Than 10 Points in a Quarter:	9 - vs. Colorado State (2-4-25)
Failed To Make a 3FG:	at (RV) Arizona St. (12-14-19)
Defeated a Ranked Team:	W, 69-66 vs. No. 25 UNLV (1-20-24)
Lost To a Ranked Team:	L, 67-56 at No. 20 Gonzaga (12-22-23)
Won an OT Game:	W, 81-78 vs. Eastern Illinois (11-28-23)
Lost an OT Game:	L, 83-77 vs Arizona State (11-20-22)
Won a 2OT Game:	W, 89-85 at Houston (11-24-18)
Lost a 2OT Game:	L, 69-65 vs. Fresno St. (1-2-16)

As An Individual

Had a Triple-Double:	Aisia Robertson (28 pts, 11 rebs, 11 assists) at Houston (11-24-18)
Had a Double-Double (Pts/Reb):	Vianè Cumber (25 pts, 11 reb.) at Colorado State (1-18-25)
Had a Double-Double (Pts/Asst):	Aniyah Augmon (15 pts & 10 assists) vs. Nevada (3-2-24)
Had a Double-Double (Reb/Asst):	Cherise Beynon (13 reb, 10 assists) vs. Fairleigh Dickinson (11-12-16)
Scored 20+ Pts with 10+ Rebs:	Vianè Cumber (25 pts, 11 reb.) at Colorado State (1-18-25)
Scored 30 Points:	Nyah Wilson (33 pts) at Fresno State (3-5-24)
Scored 40 Points:	Cherise Beynon (41) at SDSU (1-20-18)
Scored 30 Points (MW Only):	Nyah Wilson (33 pts) at Fresno State (3-5-24)
Scored 40 points (MW Only):	Cherise Beynon (41) at San Diego St. (1-20-18)
Had 20+ Rebounds:	Charlotte Kohl (20) vs. Mississippi Valley State (12-4-23)
Had 15+ Rebounds:	Aniyah Augmon (16) vs. Colorado State (2-10-24)
Had 15+ Assists:	Aisia Robertson (16) vs. Oklahoma (11-28-18)
Had 5+ Steals:	Alyssa Hargrove (5) vs. New Mexico State (12-6-24)
Had 5+ Blocks:	Amyhia Moreland (6) vs. South Carolina State (11-20-24)

LAST TIME IT HAPPENED (OPP)

As A Team

Scored 100 Points:	105 - Oklahoma (12-16-17)
Scored 90 Points:	93 - UNLV (2-2-23)
Scored Less Than 50 Points:	46 - Colorado State (2-10-24)
Scored Less Than 40 Points:	38 - South Carolina State (11-20-24)
Shot 50% Or Better:	52.1% (25-48) - Wyoming (1-8-25)
Shot Less Than 30%:	29.4% (15-51) - South Carolina State (11-20-24)
Shot 50% 3FG Or Better:	52.9% (9-17) - Gonzaga (12-22-23)
Shot Less Than 20% 3FG:	8.3% (1-12) - North Texas (12-1-24)
Made 15 3-Pointers:	15 - San José St. (1-22-20)
Shot 90% On FTs (10 or more):	92.3% (12-13) - Boise State (1-28-25)
Shot Less Than 50% On FTs:	33.3% (3-9) - Mississippi Valley State (12-4-23)
Had 50 Rebounds:	53 - San Diego State (2-1-25)
Had 20 Offensive Rebounds:	24 - Houston (11-12-22)
Had 25 Assists:	26 - Houston (11-20-21)
Had 20 Turnovers:	23 - North Texas (12-1-24)
Had 30 Turnovers:	30 - Northern NM (11-15-17)
Had Less Than 10 Turnovers:	9 - Colorado State (2-4-25)
Had 10 Steals:	10 - Utah State (1-21-25)
Had 10 Blocks:	11 - Boise State (2-21-24)
Had Two 20-Point Scorers:	Colorado State (1-18-25)
Had 3 Double-Digit Scorers:	Emma Ronsiek (29) and Hannah Simental (24) San Diego State (3-6-23)
Had 5 Double-Digit Scorers:	Boise State (1-28-25)
Had No Double-Digit Scorers:	South Carolina State (11-20-24)
Had Two 10+ Rebounders:	UNLV (2-3-24)
Scored 50+ Points In 1st Half:	Desi-Rae Young (10) and Alyssa Brown (11) 54 - San José St. (1-22-20)
Scored 50+ Points In 2nd Half:	50 - Colorado State (3-8-22)
Scored 20 Or Less Points In 1st Half:	20 - Sacramento State (12-19-24)
Scored 20 Or Less In 2nd Half:	18 - South Carolina State (11-20-24)
Scored Less Than 10 Points in Quarter:	9 - San Diego State (1-4-25)
Failed To Make a 3FG:	0-1 by San Diego State (2-18-15)

As An Individual

Had a Double-Double (Pts/Reb):	Cali Clark (13 pts, 17 reb) San Diego State (2-1-25)
Had a Double-Double (Pts/Asst):	Miah Monahan (16 pts, 10 asts.) Eastern Illinois (11-28-23)
Had a Double-Double (Pts/Steals):	Jasmyne Harris (28 pts & 10 steals) Houston (11-28-18)
Had 20+ Points & 10+ Rebounds:	Mia Jacobs (20 pts, 10 reb) Fresno State (1-25-25)
Scored 30 Points:	Molly Kaiser (30) - New Mexico State (12-8-24)
Scored 30 Points (MW Only):	Essence Booker (31) - UNLV (1-27-22)
Had 20+ Rebounds:	Kaylee Johnson (22) - No. 1 Stanford (11-24-14)
Had 15+ Rebounds:	Cali Clark (17) - San Diego State (2-1-25)
Had 10+ Assists:	Miah Monahan (10) - Eastern Illinois (11-28-23)
Had 5+ Steals:	Hannah Simental (5) - Colorado State (2-4-25)
Had 5+ Blocks:	Gracie Johnson (5) - Utah State (1-10-24)

STATS		
STAT COMPARISON		
UNLV		UNM
75.2	Points Per Game	71.7
44.1	FG%	43.7
35.0	3FG%	33.6
71.8	FT%	70.9
7.5	Made 3-pt PG	7.5
38.9	Rebounds PG	38.0
11.0	Turnovers PG	15.7
14.8	Assists PG	14.7
2.7	Blocks PG	4.1
7.7	Steals PG	8.5
61.9	Scoring Defense	68.1
39.9	FG% Defense	40.7
31.6	3FG% Defense	32.8
+4.3	Rebound Margin	+2.9

UNM WHEN HOME/AWAY/NEUTRAL			NEUTRAL
STAT	HOME (17)	AWAY (7)	
PPG	70.4	74.9	
Opp PPG	66.3	72.4	
FG %	42.8	46.0	
3FG%	32.7	36.0	
3 FG MPG	7.4	7.7	
FT%	71.1	70.3	
Opp FG%	41.7	38.4	
Opp 3FG%	34.0	30.4	
RPG	37.6	38.7	
Opp RPG	34.6	36.0	
APG	15.4	12.9	
SPG	9.1	7.3	
TOV	15.0	17.4	

SPECIALTY STAT COMPARISON					
(UNM/Opp.)					
Opp.	Paint	Off TO	2nd Chance	Fast Break	Bench
Northern Arizona	42/34	17/17	11/11	14/5	21/18
Morehead State	20/26	11/11	2/5	18/15	14/24
Texas Tech	30/32	12/22	11/20	3/13	18/25
Western New Mexico	56/28	29/9	21/2	13/4	35/25
South Carolina State	48/18	33/9	17/2	18/2	32/19
Gonzaga	38/30	13/9	2/14	9/2	17/12
UC Irvine	26/22	6/20	13/9	13/4	18/22
North Texas	38/36	26/13	13/2	16/13	19/19
New Mexico State	26/30	16/21	3/7	8/9	20/13
New Mexico State	40/30	5/18	15/5	2/5	2/9
Pepperdine	40/18	20/16	12/4	13/4	30/33
Sacramento State	32/26	11/12	6/9	10/2	14/23
Abilene Christian	24/24	22/30	11/5	7/15	23/4
Air Force	36/36	18/24	8/8	20/13	16/21
Nevada	38/24	17/10	21/16	11/18	6/18
San Diego State	42/24	16/9	13/5	6/0	27/22
Wyoming	42/38	14/7	8/0	5/2	19/14
UNLV	34/36	9/20	7/12	11/13	8/12
Colorado State	20/14	4/9	9/6	13/9	9/38
Utah State	48/20	22/19	13/16	14/5	16/18
Fresno State	24/24	11/12	11/13	10/5	9/16
Boise State	26/32	7/9	9/17	12/5	20/29
San Diego State	20/38	13/2	9/7	12/7	14/18
Colorado State	24/32	11/17	9/2	8/4	18/9
UNLV					
Boise State					
San José State					
Utah State					
Wyoming					
Fresno State.					
Air Force					

UNM STARTING LINEUPS (GAME)					
Game	G	G	G	G	F
Northern Arizona	Hooks	Hargrove	Magalhães	Cumber	Joaquim
Morehead State	Hooks	Hargrove	Magalhães	Cumber	Joaquim
Texas Tech	Hooks	Hargrove	Magalhães	Cumber	Joaquim
Western New Mexico	Hooks	Hargrove	Langermann	Cumber	Joaquim
South Carolina State	Hooks	Hargrove	Magalhães	Cumber	Joaquim
Gonzaga	Hooks	Hargrove	Magalhães	Cumber	Joaquim
UC Irvine	Hooks	Hargrove	Magalhães	Cumber	Joaquim
North Texas	Hooks	Hargrove	Magalhães	Cumber	Joaquim
New Mexico State	Hooks	Hargrove	Magalhães	Cumber	Joaquim
New Mexico State	Hooks	Hargrove	Magalhães	Cumber	Joaquim
Pepperdine	Hooks	Hargrove	Magalhães	Cumber	Joaquim
Sacramento State	Hooks	Hargrove	Magalhães	Cumber	Joaquim
Abilene Christian	Hooks	Hargrove	Magalhães	Cumber	Joaquim
Air Force	Hooks	Hargrove	Magalhães	Cumber	Moreland
Nevada	Hooks	Hargrove	Magalhães	Cumber	Moreland
San Diego State	Langermann	Hargrove	Magalhães	Cumber	Joaquim
Wyoming	Hooks	Hargrove	Magalhães	Cumber	Moreland
UNLV	Hooks	Hargrove	Magalhães	Cumber	Moreland
Colorado State	Hooks	Hargrove	Magalhães	Cumber	Joaquim
Utah State	Hooks	Hargrove	Magalhães	Cumber	Joaquim
Fresno State	Hooks	Hargrove	Magalhães	Cumber	Joaquim
Boise State	Hooks	Hargrove	Magalhães	Cumber	Joaquim
San Diego State	Hooks	Hargrove	Magalhães	Cumber	Joaquim
Colorado State	Hooks	Hargrove	Magalhães	Cumber	Joaquim
UNLV					
Boise State					
San José State					
Utah State					
Wyoming					
Fresno State					
Air Force					

UNM STARTING LINEUPS (RECORD)	
Joaquim, Hooks, Hargrove, Magalhães, Cumber	8-10
Moreland, Hooks, Hargrove, Magalhães, Cumber	3-1
Hooks, Hargrove, Langermann, Cumber, Joaquim	1-0
Magalhães, Hargrove, Langermann, Cumber, Joaquim	1-0

DOUBLE-DOUBLE TRACKER		
Viané Cumber.....	23 pts, 12 reb.....	Morehead State (11/7)
Hulda Joaquim.....	12 pts, 10 reb.....	Morehead State (11/7)
Hulda Joaquim.....	14 pts, 10 reb.....	South Carolina State (11/20)
Destinee Hooks.....	17 pts, 10 reb.....	UC Irvine (11/27)
Viané Cumber.....	15 pts, 10 reb.....	UC Irvine (11/27)
Hulda Joaquim.....	12 pts, 14 reb.....	New Mexico State (12/8)
Destinee Hooks.....	27 pts, 10 reb.....	New Mexico State (12/8)
Hulda Joaquim.....	16 pts, 11 reb.....	Air Force (12/29)
Viané Cumber.....	25 pts, 11 reb.....	Colorado State (1/18)
CAREER DOUBLE-DOUBLES		
	2024-25	Career
Hulda Joaquim	4	4
Viané Cumber	3	6
Destinee Hooks	2	2

20-POINT TRACKER	
Destinee Hooks	21 pts.....NAU (11/4)
Viané Cumber	23 pts.....Morehead State (11/7)
Destinee Hooks	28 pts.....Texas Tech (11/12)
Destinee Hooks	24 pts.....Gonzaga (11/24)
Destinee Hooks	27 pts.....New Mexico State (12/8)
Viané Cumber	25 pts.....Sacramento State (12/19)
Viané Cumber	20 pts.....Air Force (12/29)
Destinee Hooks	20 pts.....Wyoming (1/8)
Destinee Hooks	27 pts.....UNLV (1/12)
Viané Cumber	25 pts.....Colorado State (1/18)
Joana Magalhães.....	20 pts.....Colorado State (1/18)
Viané Cumber	25 pts.....Utah State (1/21)
Alyssa Hargrove.....	20 pts.....Utah State (1/21)
Viané Cumber	23 pts.....Boise State (1/28)

	CONFERENCE						OVERALL							
Team (AP/Coaches)	W	L	Pct.	Home	Away	Neutral	W	L	Pct.	Home	Away	Neutral	Last 10	Strk
UNLV	10	1	.909	5-0	5-1	0-0	18	5	.783	12-1	6-4	0-0	9-1	W2
Colorado State	7	3	.700	3-2	4-1	0-0	16	7	.696	10-3	4-2	2-2	7-3	W1
Wyoming	7	3	.700	4-2	3-1	0-0	13	9	.591	7-2	4-6	2-1	7-3	W2
San Diego State	6	5	.545	2-3	4-2	0-0	17	7	.708	7-4	8-2	2-1	5-5	W3
Fresno State	6	5	.545	3-3	3-2	0-0	15	9	.625	10-4	4-4	1-1	6-4	L1
New Mexico	6	5	.545	2-4	4-1	0-0	13	11	.542	9-8	4-3	0-0	5-5	L4
Boise State	5	6	.455	4-1	1-5	0-0	15	9	.625	11-1	1-5	3-3	5-5	L2
Nevada	5	6	.455	4-2	1-4	0-0	10	14	.417	8-5	2-6	0-3	4-6	W1
Air Force	4	7	.364	3-4	1-3	0-0	14	9	.609	9-3	3-6	2-0	4-6	W3
San José State	2	9	.182	1-4	1-5	0-0	9	15	.375	6-7	2-7	1-1	2-8	L4
Utah State	1	9	.100	0-4	1-5	0-0	2	20	.091	1-8	1-10	0-2	1-9	L2

^ MW Regular Season Champions

% MW Tournament Champion

MOUNTAIN WEST STATISTICS

TEAM

Def. Rebounds/Game	All 27.4 (2nd)	Conference 27.2 (2nd)
Blocks per Game	4.1 (2nd)	3.1 (T-5th)
Scoring	71.7 (2nd)	71.4 (3rd)
FG %	.437 (3rd)	.423 (5th)
Steals/Game	8.5 (3rd)	7.6 (2nd)
Rebounds/Game	38.0 (3rd)	36.9 (T-2nd)
Rebounding Margin	+2.9 (4th)	-0.3 (7th)
3-Pt FG Made	7.5 (4th)	7.4 (5th)
Assists per Game	14.7 (5th)	13.8 (3rd)
FG % Defense	.407 (6th)	.418 (7th)
Assist/Turnover Ratio	0.9 (6th)	1.0 (5th)
3-PT FG %	.336 (6th)	.333 (7th)
Scoring Margin	+3.6 (7th)	-0.1 (5th)
Rebounding Defense	35.0 (7th)	37.2 (9th)
Free Throw %	.709 (8th)	.714 (9th)
Off. Rebounds/Game	10.6 (9th)	9.7 (8th)
3-Pt FG % Defense	.328 (9th)	.336 (7th)
Scoring Defense	68.1 (9th)	71.5 (9th)

INDIVIDUAL

Scoring	All	Conference
Destinee Hooks	16.5 (4th)	16.1 (7th)
Vianè Cumber	16.0 (6th)	16.0 (8th)
Rebounding		
Hulda Joaquim	7.1 (6th)	7.1 (8th)
Vianè Cumber	6.1 (12th)	5.5 (15th)
Joana Magalhães	--	4.8 (T-19th)
Offensive Rebounds		
Hulda Joaquim	3.0 (4th)	3.1 (3rd)
Defensive Rebounds		
Vianè Cumber	5.3 (5th)	4.6 (10th)
Hulda Joaquim	4.0 (13th)	--
Joana Magalhães	--	4.4 (T-11th)
FG%		
Destinee Hooks	.474 (3rd)	.448 (8th)
Vianè Cumber	.426 (6th)	.397 (13th)
Free Throw %		
Vianè Cumber	.929 (1st)	.897 (2nd)
3-Point FG Made		
Vianè Cumber	2.7 (1st)	2.6 (1st)
3-Point FG %		
Vianè Cumber	.372 (1st)	.377 (2nd)
Assists		
Alyssa Hargrove	4.0 (3rd)	4.6 (3rd)
Joana Magalhães	2.6 (T-12th)	2.6 (T-13th)
Blocks		
Amhyia Moreland	1.4 (4th)	1.2 (6th)
Alyssa Hargrove	0.9 (T-8th)	0.8 (T-11th)
Steals		
Alyssa Hargrove	2.2 (5th)	2.1 (T-3rd)
Joana Magalhães	--	1.6 (T-11th)
Assist/Turnover Ratio		
Alyssa Hargrove	1.4 (7th)	1.6 (7th)
Minutes Played		
Vianè Cumber	33.5 (2nd)	34.7 (3rd)
Alyssa Hargrove	30.8 (11th)	33.7 (6th)

NCAA STATISTICS

TEAM

Defensive Rebounds Per Game	54th (27.4)
Blocks Per Game	55th (4.1)
3-Pointers Per Game	69th (7.5)
Scoring Offense	82nd (71.7)
FG %	84th (43.7)
3-Point FG %	84th (33.6)

INDIVIDUAL

Vianè Cumber	
3-Point Attempts	7th (172)
Free Throw %	8th (92.9)
3-Pointers	12th (64)
3-Pointers Per Game	27th (2.7)
Points	66th (383)

Alyssa Hargrove

Steals	54th (52)
Assists	73rd (96)

Destinee Hooks

Field Goals	35th (154)
Field Goal Attempts	51st (325)
Points	52nd (397)

Amhyia Moreland

Blocks	67th (33)
Blocks Per Game	90th (1.4)

PLAYER OF THE WEEK

FRESHMAN OF THE WEEK

SERIES HISTORY
 UNLV (28-43)

H:16-14 A:11-28 N:1-1

UNM'S RECORD WHEN...

	Overall	In MW
Overall	13-11	6-5
At home	9-8	2-4
On the road	4-3	4-1
At neutral sites		
After a win	7-6	4-2
After a loss	6-4	1-3
In overtime		
vs. ranked opponents		
Games decided by 1-4 points	2-1	1-0
Games decided by 5-9 points	4-5	4-2
Games decided by 10-19 points	3-5	0-3
Games decided by 20+ points	4-0	1-0
Leading after Q1	12-5	6-2
Trailing after Q1	0-4	0-2
Tied after Q1	1-2	0-1
Leading at half	12-2	6-1
Trailing at half	1-7	0-3
Tied at half	0-2	0-1
Leading after Q3	13-3	6-1
Trailing after Q3	0-7	0-3
Tied after Q3	0-1	0-1
Shooting 50% or better	3-0	1-0
Shooting between 40-49.9%	8-10	4-4
Shooting less than 40%	2-1	1-1
Opponent shoots 50% or better	1-1	1-0
Opponent shoots b/w 40-49.9%	3-7	1-4
Opponent shoots b/w 30-39.9%	8-3	4-1
Opponent shoots less than 30%	1-0	
UNM higher FG%	11-5	5-1
Opponent higher FG%	2-6	1-4
FG% Tied		
UNM outrebounds	11-3	4-1
Opponent outrebounds	2-8	2-4
Rebounds tied		
UNM more made free throws	9-3	4-2
Opponent more made free throws	3-8	2-3
Made free throws tied	1-0	
UNM 3FG% higher	7-4	3-1
Opponent 3FG% higher	6-7	3-4
3FG% tied		
UNM has more fouls	4-7	2-2
Opponent has more fouls	8-3	3-2
Fouls are tied	1-1	1-1
UNM more turnovers	6-7	3-3
Opponent more turnovers	7-4	3-2
Turnovers tied		
Scoring less than 50 points	0-1	0-1
Scoring 50-59 points		
Scoring 60-69 points	5-6	2-2
Scoring 70-79 points	4-3	3-1
Scoring 80-89 points	3-1	0-1
Scoring 90-99 points		
Scoring 100+ points	1-0	1-0
Allowing 40 points or less	1-0	
Allowing 41-49 points		
Allowing 50-59 points	6-1	1-1
Allowing 60-69 points	4-2	3-1
Allowing 70-79 points	2-3	2-1
Allowing 80-89 points	1-5	0-2
Allowing 90+ points		
In November	4-3	
In December	4-3	1-0
In January	5-3	5-3
In February	0-2	0-2
In March		

1/20/75	L	71-64	A	3/14/13	W	72-59	A
2/18/77	L	72-53	A	1/15/14	L	78-56	A
2/19/77	L	93-54	A	2/19/14	W	65-58	H
12/2/77	L	94-74	A	1/21/15	W	63-60	H
12/3/77	L	96-78	A	2/21/15	L	79-73	A
1/12/79	L	91-81	A	1/13/16	W	67-53	H
2/14/79	L	77-69	H	2/3/16	L	57-48	A
12/13/79	W	83-72	H	1/11/17	L	56-42	A
2/17/80	L	70-55	H	2/1/17	L	61-52	H
2/6/81	L	75-69	A	1/17/18	L	66-68	H
12/12/81	W	81-71	H	2/24/18	L	62-74	A
1/5/84	L	79-39	A	1/9/19	L	57-66	A
1/17/98	W	77-60	A	1/23/19	W	80-77 (OT)	H
2/15/98	W	89-69	H	1/18/20	L	51-68	H
1/22/00	L	55-51	H	2/15/20	W	80-64	A
2/19/00	L	65-50	A	1/15/21	L	78-60	A
3/8/00	L	52-50	A	1/17/21	W	81-73	A
1/18/01	W	79-51	H	1/3/22	W	71-68	H
2/17/01	L	75-70	A	1/27/22	L	85-79	A
1/6/02	L	62-53	H	1/14/23	L	79-63	A
1/26/02	L	72-60	A	2/2/23	W	93-75	H
2/1/03	W	65-60	H	1/20/24	W	69-66	A
2/27/03	L	68-45	A	2/3/24	L	62-56	H
1/31/04	W	70-66	H	1/12/25	L	88-73	H
2/24/04	W	59-54	A				
1/27/05	L	63-60	A				
2/26/05	W	68-65	H				
3/11/05	W	70-67	N				
1/28/06	W	60-47	H				
3/2/06	L	65-63	A				
3/8/06	L	57-45	N				
1/27/07	W	77-56	H				
3/1/07	L	70-59	A				
3/7/07	W	80-52	A				
2/2/08	W	94-64	H				
3/4/08	W	68-65	A				
1/7/09	W	75-49	H				
2/7/09	L	57-51	A				
1/9/10	W	63-54	A				
2/10/10	L	65-59	H				
1/22/11	L	59-51	H				
2/23/11	W	68-60	A				
1/21/12	L	64-50	H				
2/18/12	L	65-60	A				
3/7/12	W	61-58	A				
1/9/13	L	68-57	A				
2/9/13	L	58-57	H				

STARTER/ BENCH COMPARISON | LEADS (UNM/OPP.)

Opp.	Points	S/B	%	TIME LED	BIGGEST LEAD
Northern Arizona	78	57/21	73.1/26.9	34:12/3:30	13/3
Morehead State	66	52/14	78.8/21.2	39:33/0:17	24/2
Texas Tech	68	50/18	73.5/26.5	12:43/25:17	6/12
Western New Mexico	85	50/35	58.8/41.2	36:38/2:41	29/4
South Carolina State	80	48/32	60.0/40.0	39:37/0:00	43/0
Gonzaga	68	51/17	75.0/25.0	0:00/39:13	0/13
UC Irvine	65	47/18	72.3/27.7	16:41/19:33	10/8
North Texas	75	56/19	74.7/25.3	39:27/0:00	19/0
New Mexico State	71	51/20	71.8/28.2	15:37/19:08	6/13
New Mexico State	60	58/2	96.7/3.3	5:53/32:06	3/9
Pepperdine	82	52/30	63.4/36.6	34:10/2:55	30/2
Sacramento State	69	55/14	79.7/20.3	38:30/0:00	18/0
Abilene Christian	69	46/23	66.7/33.3	8:40/25:31	5/11
Air Force	69	53/16	76.8/23.2	34:21/4:41	9/4
Nevada	70	64/6	91.4/8.6	37:36/0:46	12/2
San Diego State	68	41/27	60.3/39.7	36:07/2:41	13/4
Wyoming	73	54/19	74.0/26.0	27:14/10:22	8/5
UNLV	73	65/8	89.0/11.0	13:13/23:41	7/15
Colorado State	78	69/9	88.5/11.5	37:06/1:49	18/2
Utah State	101	85/16	84.2/15.8	36:41/1:13	22/3
Fresno State	64	55/9	85.9/14.1	19:49/16:05	10/13
Boise State	80	60/20	75.0/25.0	17:44/18:41	11/11
San Diego State	46	32/14	69.6/30.4	0:00/39:28	0/16
Colorado State	63	45/18	71.4/28.6	0:00/38:47	0/15
UNLV					
Boise State					
San José State					
Utah State					
Wyoming					
Fresno State					
Air Force					



Lydie Mwamba
G | 5-11 | JR.
Kinshasa, Republic
Democratic of Congo



Destinee Hooks
G | 5-9 | SO.
Indianapolis, Ind.



Alyssa Hargrove
G | 5-9 | SR.
Dayton, Ohio



Lara Langermann
G | 5-7 | SO.
Breckerfeld, Germany



Paris Lauro
F | 6-1 | SO.
Dallas, Texas



Nayli Padilla
G | 5-11 | FR.
Santa Cruz de Tenerife, Spain



Joana Magalhães
G | 5-5 | FR.
Lisbon, Portugal



Hulda Joaquim
F | 6-1 | GR.
Maputo, Mozambique



Drew Jordan
G | 5-11 | SO.
Washington, DC



Reza Po
G | 5-3 | FR.
San Bruno, Calif.



Amhyia Moreland
F | 6-1 | SR.
Charlotte, N.C.



Vianè Cumber
G | 5-10 | SR.
Albuquerque, N.M.



Clarissa Craig
F/C | 6-3 | SR.
Cincinnati, Ohio




Lilli Hakkarainen
G | 5-7 | FR.
Kotka, Finland



Mike Bradbury
Head Coach



Keith Freeman
Assoc. Head Coach



Nike McClure
Assistant Coach



Mackenzie Novak
Assistant Coach



Jaisa Nunn
Graduate Assistant



Hanna Hudson
Director of Operations



Isaiah Fernandez
Director of Player Development

GAME 25: NEW MEXICO AT UNLV
NUMERICAL

#	Name	Pos	Ht	Yr	Hometown (Previous School)
1	Lydie Mwamba	G	5-9	Jr.	Kinshasa, Republic Democratic of Congo (Trinity Valley CC)
3	Destinee Hooks	G	5-9	So.	Indianapolis, Ind. (Vincennes)
4	Alyssa Hargrove	G	5-8	Sr.	Dayton, Ohio (Austin Peay State)
5	Lara Langermann	G	5-7	So.	Breckerfeld, Germany (Theodor-Heuss-Gymnasium Hagen)
10	Paris Lauro	F	6-0	So.	Dallas, Texas (Highland Park HS)
11	Nayli Padilla	G	5-9	Fr.	Santa Cruz de Tenerife, Spain (IES Tarahales)
13	Joana Magalhães	G	5-5	Fr.	Lisbon, Portugal (Quinta Do Marquês)
14	Hulda Joaquim	F	6-1	Gr.	Maputo, Mozambique (Seward County CC)
15	Drew Jordon	G	5-11	So.	Washington, DC (Wagner)
21	Reza Po	G	5-2	Fr.	San Bruno, Calif. (Sacred Heart Cathedral)
24	Amhyia Moreland	F	6-1	Sr.	Charlotte, N.C. (San José State)
33	Vianè Cumber	G	5-11	Sr.	Albuquerque, N.M. (Sandia HS)
40	Clarissa Craig	F/C	6-3	Sr.	Cincinnati, Ohio (Cincinnati)
45	Lilli Hakkarainen	G	5-7	Fr.	Kotka, Finland (Mäkelänrinne Upper Secondary School)

ALPHABETICAL

#	Name	Pos	Ht	Yr	Hometown (Previous School)
40	Clarissa Craig	F/C	6-3	Sr.	Cincinnati, Ohio (Cincinnati)
33	Vianè Cumber	G	5-11	Sr.	Albuquerque, N.M. (Sandia HS)
45	Lilli Hakkarainen	G	5-7	Fr.	Kotka, Finland (Mäkelänrinne Upper Secondary School)
4	Alyssa Hargrove	G	5-8	Sr.	Dayton, Ohio (Austin Peay State)
3	Destinee Hooks	G	5-9	So.	Indianapolis, Ind. (Vincennes)
14	Hulda Joaquim	F	6-1	Gr.	Maputo, Mozambique (Seward County CC)
15	Drew Jordon	G	5-11	So.	Washington, DC (Wagner)
5	Lara Langermann	G	5-7	So.	Breckerfeld, Germany (Theodor-Heuss-Gymnasium Hagen)
10	Paris Lauro	F	6-0	So.	Dallas, Texas (Highland Park HS)
13	Joana Magalhães	G	5-5	Fr.	Lisbon, Portugal (Quinta Do Marquês)
24	Amhyia Moreland	F	6-1	Sr.	Charlotte, N.C. (San José State)
1	Lydie Mwamba	G	5-9	Jr.	Kinshasa, Republic Democratic of Congo (Trinity Valley CC)
11	Nayli Padilla	G	5-9	Fr.	Santa Cruz de Tenerife, Spain (IES Tarahales)
21	Reza Po	G	5-2	Fr.	San Bruno, Calif. (Sacred Heart Cathedral)

STAFF

Mike Bradbury	Head Coach
Keith Freeman	Associate Head Coach
Nike McClure	Assistant Coach
Mackenzie Novak	Assistant Coach
Jaissa Nunn	Graduate Assistant
Hanna Hudson	Director of Operations
Isaiah Fernandez	Director of Player Development
Lexi Smith	Associate Athletic Trainer (WBB)
Emily Meinert	Assistant Director of Athletic Performance (WBB)

by eligibility

Grad Student (1)	
14 Hulda Joaquim	F
Seniors (4)	
4 Alyssa Hargrove	G
24 Amhyia Moreland	F
33 Vianè Cumber	G
40 Clarissa Craig	F/C

Juniors (1)	
1 Lydie Mwamba	G

Sophomores (4)	
3 Destinee Hooks	G
5 Lara Langermann	G
10 Paris Lauro	F
15 Drew Jordon	G

Freshmen (4)	
11 Nayli Padilla	G
13 Joana Magalhães	G
21 Reza Po	G
45 Lilli Hakkarainen	G

home state

California (1)	
21 Reza Po	G

Indiana (1)	
3 Destinee Hooks	G

North Carolina (1)	
24 Amhyia Moreland	F

New Mexico (1)	
33 Vianè Cumber	G

Ohio (2)	
4 Alyssa Hargrove	G
40 Clarissa Craig	F/C

Texas (1)	
10 Paris Lauro	F

Washington DC (1)	
15 Drew Jordon	G

international

1 Lydie Mwamba (Republic Democratic of Congo)
5 Lara Langermann (Germany)
11 Nayli Padilla (Spain)
13 Joana Magalhães (Portugal)
14 Hulda Joaquim (Mozambique)
45 Lilli Hakkarainen (Finland)

PRONUNCIATIONS

Audio pronunciations are also available on their roster bios online

LARA LANGERMANN	La-Rah Lane-GRR-man
Paris LAURO	Loro (rhymes with Zorro)
NAYLI PADILLA	Nay-LEE PA-dee-ya
Joana MAGALHAES	Ma-ga-LANE-SHH
HULDA JOAQUIM	UI-da JOY-key-m
VIANE Cumber	V-UH-nay (like DNA but VNA)
Lilli HAKKARAINEN	HAWK-KERR-rine-in

Lobos

LOBOS

#1 Lydie Mwamba
Republic Democratic of Congo

#3 Destinee Hooks
Indianapolis, Ind.

#4 Alyssa Hargrove
Dayton, Ohio

#5 Lara Langermann
Breckersfeld, Germany

#10 Paris Lauro
Dallas, Texas

#11 Nayli Padilla
Barrio de La Salud, Spain

#13 Joana Magalhães
Lisbon, Portugal

#14 Hulda Joaquim
Maputo, Mozambique

#15 Drew Jordon
Washington, DC

#21 Reza Po
San Bruno, Calif.

#24 Amhyia Moreland
Charlotte, N.C.

#33 Vianè Cumber
Albuquerque, N.M.

#40 Clarissa Craig
Cincinnati, Ohio

#45 Lilli Hakkarainen
Kotka, Finland

LANGUAGES SPOKEN :
PORTUGUESE, GERMAN, SPANISH, FINNISH, SWEDISH, CHINESE, FRENCH, ENGLISH,
LINGALA, SWAHILI, TSHILUBA, CHANGANA

A R O U N D T H E W O R L D
LOBO WOMEN'S
Basketball



MIKE BRADBURY

RECORD AT UNM: 175-100 (9TH SEASON)

CAREER RECORD: 353-217 (18TH SEASON)

NOTEWORTHY:

- Named the sixth head coach in program history on March 31, 2016
- 26 wins in 2021-22 tied for most wins in program history
- Led UNM to 25 wins in 2017-18; tied for second-most wins in program history
- Led UNM to 20+ wins in five seasons, and .500 or better in seven
- Earned his 100th win at UNM on Nov. 30, 2021; only the second coach in program history to reach 100. Earned his 300th career win on Nov. 22, 2022 against Western N.M.

Mike Bradbury enters his ninth season as head coach for The University of New Mexico women's basketball team. In his previous eight seasons at the helm, Bradbury has guided the Lobos to a 162-89 (.645) and 89-51 (.636) in conference and became just the second coach in UNM history to win 100 games with a win over Grambling on Nov. 30, 2021.

Five times in his tenure (2017-18, 2018-19, 2021-22, 2022-23, 2023-24) the Lobos eclipsed the 20-win mark, with the Lobos tying the program record for most wins in a single season with 26 in 2021-22. Further, the 25 wins in 2017-18 were tied for the second-most wins in program history. The consecutive 20-plus win seasons under Bradbury in 2017-18 and 2018-19 were the first for the program since the 2007-08 – 2008-09 seasons.

Further, the last time the Lobos finished with 20-plus wins in three consecutive seasons was 2006-07, 2007-08 and 2008-09.

Of note, there are only three Mountain West teams that have won 20 games in each of the last three years (UNM, UNLV and CSU), and in the last four years, only two MW teams that have won 10 or more conference games all four years (UNM and UNLV).

The Lobos have sustained success under Bradbury as historically, UNM has finished either first or second in the conference in scoring offense in six of the last seven years (four times first). In Bradbury's time at UNM, the Lobos have finished with 15 or made three-pointers 11 times and hold the top-five spots in three-pointers per game in program history.

During the most recent season, the Lobos were among the most consistent defensive teams in the country, ranking 14th in defensive rebounds per game and 10th in the fewest fouls per game. On an individual level, the Lobos garnered several awards with five Mountain West Player of the Week selections, the most since the 2018-19 season, as well as earning MW Newcomer of the Year (Nyah Wilson), MW Defensive Player of the Year (Aniyah Augmon), two All-Mountain West Team selections in Augmon and Wilson, an All-Defensive Team selection for Augmon and a MW Coach of the Year selection for Bradbury.

Wilson became the seventh Lobo to earn Newcomer of the Year and the fourth under Bradbury, with the last one back in 2018-19. Augmon became only the second Lobo to win Defensive Player of the Year, joining Porche Torrance who won in 2011-12. The

selection marked the first Coach of the Year award for Bradbury and the third for a New Mexico coach.

In his time at UNM, Bradbury has coached 19 All-Mountain West performers, six on the All-Defensive Team and three on the All-Newcomer/Freshman Team.

In terms of major individual awards, Bradbury coached the league's Newcomer of the Year each of his first three seasons in charge of the Lobos with Richelle van der Keijl earning the award in 2016-17, Tesha Buck in 2017-18 and Aisia Robertson in 2018-19. Additionally, Bradbury has coached the MW Player of the Year in Jaisa Nunn (2018-19) and the Freshman of the Year in Jayla Everett (2018-19) as well as Sixth Person of the Year in LaTascya Duff (2020-21).

Further, a Lobo has been named Mountain West Player of the Week 20 times during his tenure, with four named Freshman of the Week.

In the 2022-23 season, UNM finished 15th in the NCAA in made three-pointers per game at 8.5 per game, with 12 games with double-digit three-pointers. Of the 12 games, UNM made 18 (against South Carolina State) and three games with 16 (twice against Utah State and at Fresno State).

During the 2021-22 season, the program established several program records. UNM set the program record in made three-pointers (346), a program-best 171 made three-pointers in conference season, as well as a program-record 596 assists on the season and 292 in conference games. In addition, the Lobos made a program-high 523 field goals in conference and scored the most points in conference in program history with 1,413 points. On Jan. 6 at Utah State, the Lobos set the program record and the MW record in made three-pointers in a game with 21, and three games later made 19 three-pointers for the second most in a game in program history. The Lobos also went on a nine-game win streak, the second longest in program history.

New Mexico ranked in the top 10 in the NCAA in made three-pointers (third), made three-pointers per game (fifth, 9.6 per game) and in assists (10th). In total, UNM ranked in the top 30 in nine categories, including scoring offense (14th, 76.7 points per game), assists per game (16th, 16.6 per game), assist/turnover ratio (18th, 1.21), field-goal percentage (19th, 45.1 percent), blocked shots (25th, 147) and three-point field-goal percentage (30th, 35.1 percent).



UNM added six postseason Mountain West honors with a conference-high three all-conference players in Antonia Anderson, Shaiquel McGruder and Jaedyn De La Cerda, an honorable mention in LaTora Duff, an all-defensive player in McGruder and an all-freshman in Paula Reus. The Lobos have had 12 conference selections in the last two seasons.

Further, five Lobos finished the 2021-22 season averaging double figures in points per game.

In the 2020-21 season, Bradbury led the Lobos to a Mountain West regular season championship, the first outright in program history and the first regular season title since the 2004-05 season. In addition, the Lobos were selected for the WNIT for the third time in four years.

The Lobos produced one of the most prolific offenses not only in the conference, but in the country, finishing among the top 25 in several categories. Among them, UNM finished fourth in the NCAA in made three-pointers per game (10.2), sixth in assist-turnover ratio (1.40), ninth in scoring offense (81.2 points per game), 14th in fewest turnovers per game (12.0) and assists per game (16.8) and 22nd in scoring margin (12.7). The Lobos led the Mountain West in scoring offense, scoring margin, assists per game, turnover margin, assist-turnover ratio and made three-pointers as well as second in field-goal percentage and steals per game.

UNM set a program record in scoring with 120 points against Arkansas-Pine Bluff on Dec. 17, 2020 and in the process, made 17 three-pointers, falling just one short of tying the program record. Further, the Lobos registered 90-plus points in five games and 80-plus points in 11 of the 20 games on the season.

Four Lobos finished the 2020-21 season averaging double figures in points per game with six players finishing in double figures in scoring in two games (the only times it has been accomplished in program history), five players in five games and four in seven games.

As a result of UNM's successful season, five players were named to the All-Mountain West Team with LaTascya Duff also earning the superlative of Sixth Person of the Year. Duff was just the second Lobo to win the sixth person award. Making the all-conference team for the first time were Duff, Jaedyn De La Cerda and Antonia Anderson, as well as Shaiquel McGruder earning all-defensive and Ahlise Hurst earning the honorable mention distinction.

In his third year at the helm, Bradbury continued to put his mark on the program while also continuing to bring Lobo women's basketball back to national prominence. Overall, Bradbury's 2018-19 team went 24-7 and earned a bid to the WNIT for a second-straight season. It marked the first time since the 2008-09 – 2009-10 seasons that the program made consecutive trips to the postseason.

Prior to coming to Albuquerque, Bradbury built a successful nine year run as a Division-I head coach with stops at Morehead State (Morehead, Ky.) and Wright State (Dayton, Ohio). Most recently with the Raiders, Bradbury led his squad to five 20-win seasons, including each of his final three seasons. During that time, Wright State has amassed a 75-28 record, the best amongst the 13 Division I programs in the state of Ohio.

Overall at Wright State, Bradbury had five winning seasons, all of which were 20-plus win seasons, in six years – a feat made all the more remarkable as Wright State had just one winning season in the previous 22 before his arrival. In the previous 37 seasons of women's basketball at Wright State, the Raider program had tallied 20 wins just once before Bradbury led the team to 20 wins in five of his six seasons.

His most prominent three-year run at Wright State started in 2013-14, when the Raiders won a school-record 26 games on the way to a 26-9 season and the program's first-ever appearance in the NCAA Tournament. That season saw the Raiders finish second in the Horizon League and win its first Horizon League Tournament. It also featured the program's first road win at perennial league power Wisconsin-Green Bay. Kim Demmings was named the Horizon League Player of the Year and Tournament MVP, and it marked the first time in school history the program had a pair of first team All-Conference selections.

He followed up that by earning Horizon League Coach of the Year in 2014-15 after a 25-9 season that saw his squad lose its Horizon League Preseason Player of the Year less than two minutes into the season opener. The Raiders just missed a second straight NCAA Tournament appearance, falling in overtime in the conference championship game. The team did make its first appearance in the Women's NIT as the league's automatic qualifier, and in 2015-16, the team made it back-to-back WNIT appearances after a 24-11 season, earning the program's first at-large bid.

Those three seasons are the three winningest seasons in the history of Wright State women's basketball.

In his first two seasons at Wright State, he led the team to a 20-13 campaign and a 21-13 mark and berths in the Women's Basketball Invitational, the first NCAA Division I postseason berths for the program. Overall, Bradbury has coached three Horizon League Players of the Year (all in his last three seasons), six first-team All-Horizon League players, three second-team members and four All-Freshman team members.

Prior to his time at Wright State, Bradbury was the head coach at Morehead State where he led the Division I program to a 50-44 mark in three seasons, including a watershed 22-11 season, which was the second-most wins in Morehead State history and the most wins by the Eagles in the previous 38 years.

At Morehead State he coached one Ohio Valley Conference Player of the Year, along with one first-team All-OVC pick (two seasons) and three second-team All-OVC picks.

Bradbury also spent time as an assistant coach at Xavier (2002-06), Cincinnati (1996-02), VCU (1995-96), East Tennessee State (1994-95) and Chattanooga (1991-94). In his 30 seasons as an assistant and as a head coach, Bradbury's teams have finished below .500 only three times.

CAREER HEAD COACHING YEAR-BY-YEAR

2007-08	11-19 (9-11)	Morehead State
2008-09	17-14 (11-7)	Morehead State
2009-10	22-11 (14-4)	Morehead State
2010-11	20-13 (11-7)	Wright State
2011-12	21-13 (12-6)	Wright State
2012-13	12-18 (6-10)	Wright State
2013-14	26-9 (12-4)	Wright State
2014-15	25-9 (12-4)	Wright State
2015-16	24-11 (12-6)	Wright State
2016-17	15-15 (10-8)	New Mexico
2017-18	25-11 (10-8)	New Mexico
2018-19	24-7 (14-4)	New Mexico
2019-20	15-17 (6-12)	New Mexico
2020-21	15-5 (11-3)	New Mexico
2021-22	26-10 (14-4)	New Mexico
2022-23	21-13 (12-6)	New Mexico
2023-24	21-11 (12-6)	New Mexico
2024-25	13-11 (6-5)	New Mexico
Total	353-217 (175-100, 95-56 at UNM)	

EDUCATION

UT-Chattanooga - B.S. Recreation (1993)

COACHING EXPERIENCE

1991-93	Student Assistant	Chattanooga
1993-94	Assistant Coach	Chattanooga
1994-95	Assistant Coach	East Tennessee
1995-96	Assistant Coach	VCU
1996-02	Assistant Coach	Cincinnati
2002-07	Assistant Coach	Xavier
2007-10	Head Coach	Morehead State
2010-16	Head Coach	Wright State
2016-pres.	Head Coach	New Mexico

HEAD COACHING RECORD

2007-10	Morehead State	50-44 (.532)
2010-16	Wright State	128-73 (.637)
2016-pres.	New Mexico	175-100 (.636)
18 years		353-217 (.619)

RANKED OPPONENTS

#16 Marquette	11/13/17	W, 88-87
#23 West Virginia	11/29/19	L, 73-60
#6 Arizona	12/12/21	L, 77-60
#14 Arizona	12/4/22	L, 77-60
#20 Gonzaga	12/22/23	L, 67-56
#25 UNLV	1/20/24	W, 69-66

ALL-TIME SERIES UNDER COACH BRADBURY AT UNM

OPPONENT	Series	H	A	N
Abilene Christian	1-1	1-1		
Air Force	12-2	5-1	6-1	1-0
Arizona	0-2	0-1	0-1	
Arkansas-Pine Bluff	1-0		1-0	
Arizona State	0-2	0-1	0-1	
Auburn	0-1	0-1		
Ball State	0-1	0-1		
Boise State	5-10	4-2	1-7	0-1
California Baptist	0-1			0-1
Colorado State	11-7	8-2	3-4	0-1
Denver	0-1	0-1		
Eastern Illinois	1-0	1-0		
Fairleigh Dickinson	1-0	1-0		
Fresno State	10-7	5-2	4-3	1-2
Georgia Tech	0-1			0-1
Gonzaga	0-2	0-1	0-1	
Grambling State	1-0	1-0		
Grand Canyon	1-0	1-0		
Hampton	1-0	1-0		
Hartford	1-0	1-0		
Houston	3-1	2-0	1-1	
Houston Baptist	1-0	1-0		
Illinois	1-0	1-0		
Lamar	2-0	2-0		
Louisiana-Monroe	1-0			1-0
Loyola Marymount	0-1	0-1		
Marquette	1-1	1-0	0-1	
Midwestern State	1-0		1-0	
Minnesota	0-1	0-1		
Mississippi State	0-1			0-1
Mississippi Valley State	1-0	1-0		
Missouri	1-0			1-0
Montana State	0-1			0-1
Morehead State	1-0	1-0		
Navy	1-0	1-0		
Nevada	12-4	6-1	6-2	0-1
New Mexico State	11-4	7-1	4-3	
Nicholls	1-0		1-0	
Northern Arizona	3-1	2-1	1-0	
Northern New Mexico	4-0	4-0		
North Texas	1-0	1-0		
Oklahoma	1-1	1-0	0-1	
Old Dominion	1-0			1-0
Oregon State	0-1		0-1	
Pepperdine	2-0	1-0	1-0	
Prairie View A&M	1-0	1-0		
Providence	1-0	1-0		
Rice	1-0	1-0		
Sacramento State	2-0	2-0		
Saint Mary's	1-0	1-0		
Sam Houston State	1-0		1-0	
San Diego	1-0	1-0		
San Diego State	10-11	5-2	4-6	1-3
San Jose State	10-3	5-1	4-2	1-0
SMU	1-0	1-0		
South Carolina State	2-0	2-0		
Southern Utah	0-2	0-1	0-1	
St. Joseph's	0-1	0-1		
Stephen F. Austin	1-1	1-0		0-1
Tarleton State	1-0	1-0		
TCU	0-1	0-1		
Texas A&M-Commerce	2-0	1-0	1-0	
Texas State	1-0	1-0		
Texas Southern	1-0	1-0		
Texas Tech	1-3	1-0	0-2	0-1
Tulsa	0-1	0-1		
UC Irvine	2-0	2-0		
UC Riverside	1-0	1-0		
UNLV	5-12	2-6	3-6	
Utah State	15-0	6-0	9-0	
UTEP	5-0	4-0	1-0	
Washington	0-1		0-1	
West Virginia	0-1			0-1
Western Michigan	1-0	1-0		
Western New Mexico	3-0	2-0		
Wichita State	1-0	1-0		
Wyoming	8-8	4-4	4-3	0-1
	175-100	111-36	57-48	7-16



LYDIE MWAMBA

G | 5-9 | JR | Kinshasa, Republic Democratic of Congo (Trinity Valley CC)



PPG	FG %	3PT %	FT %	RPG	APG	SPG	BPG	MPG
3.0	.414	.412	.833	1.7	0.4	0.4	0.3	7.5

NOTEWORTHY

- Played the past 2 seasons at Trinity Valley Community College
- Named NJCAA Second Team All-American and Second Team All-Conference
- Averaged 4.7 points per game, shooting 44.4% from the floor and averaged 12.1 minutes per game in 34 games with 10 starts her freshman season
- Played in all 33 games, and averaged 16.9 points per game, shot 47.9% and improved her rebounding to 6.8 boards a game from 2.2 her freshman season, going from 76 to 225 total rebounds as a sophomore
- Majoring in liberal arts and integrative studies
- Speaks five languages: French, English, Lingala, Swahili and Tshiluba

GAME-BY-GAME STATISTICS

Opponent	Date	GS	MIN	Total		3-Pointers		Free throws		Rebounds										
				FG-FGA	PCT	3FG-3FGA	PCT	FT-FTA	PCT	OFF	DEF	TOT	AVG	PF	A	TO	BLK	STL	PTS	AVG
Morehead St.	11/07/2024		08:01	2-3	.667	2-2	1.000	2-2	1.000	1	1	2	2.0	0	1	0	1	0	8	8.0
Western N.M.	11/15/2024		11:34	3-6	.500	1-2	.500	0-0	.000	1	1	2	2.0	0	0	0	0	1	7	7.5
South Carolina St.	11/20/2024		11:07	0-1	.000	0-1	.000	0-0	.000	2	4	6	3.3	0	1	0	1	3	0	5.0
Gonzaga	11/24/2024		11:17	2-7	.286	0-4	.000	0-0	.000	2	1	3	3.3	0	1	0	0	0	4	4.8
UC Irvine	11/27/2024		10:43	2-4	.500	2-3	.667	1-2	.500	0	2	2	3.0	0	2	0	0	0	7	5.2
North Texas	12/01/2024		04:28	0-0	.000	0-0	.000	0-0	.000	0	0	0	2.5	0	0	0	0	0	0	4.3
New Mexico St.	12/06/2024		12:11	2-3	.667	1-1	1.000	2-2	1.000	0	0	0	2.1	0	0	1	0	0	7	4.7
at New Mexico St.	12/08/2024		09:51	0-2	.000	0-2	.000	0-0	.000	0	2	2	2.1	0	0	0	1	0	0	4.1
Pepperdine	12/15/2024		02:52	1-2	.500	1-2	.500	0-0	.000	1	1	2	2.1	0	0	0	0	1	3	4.0
Sacramento St.	12/19/2024		02:03	0-0	.000	0-0	.000	0-0	.000	0	0	0	1.9	0	0	1	0	0	0	3.6
Wyoming	01/08/2025		02:48	0-1	.000	0-0	.000	0-0	.000	0	1	1	1.8	0	0	0	0	0	0	3.3
at Boise St.	01/28/2025		03:12	0-0	.000	0-0	.000	0-0	.000	0	0	0	1.7	0	0	0	0	0	0	3.0
Totals		0	90:06	12-29	.414	7-17	.412	5-6	.833	7	13	20	1.7	0	5	2	3	5	36	3.0

TOP PERFORMANCES

Points	Season	8, Morehead St. (11/7)
	MW	
FGM	Season	3, Western N.M. (11/15)
	MW	
FGA	Season	7, Gonzaga (11/24)
	MW	1, Wyoming (1/8)
3PT FGM	Season	2, 2x, last: UC Irvine (11/27)
	MW	
3PT FGA	Season	4, Gonzaga (11/24)
	MW	
FTM	Season	2, 2x, last: NMSU (12/6)
	MW	
FTA	Season	2, 3x, last: NMSU (12/6)
	MW	
Reb.	Season	6, South Carolina St. (11/20)
	MW	1, Wyoming (1/8)
Asts.	Season	2, UC Irvine (11/27)
	MW	
Blocks	Season	1, 3x, last: NMSU (12/8)
	MW	
Steals	Season	3, South Carolina St. (11/20)
	MW	
TO	Season	0, 10x, last: Boise St. (1/28)
	MW	0, 2x, last: Boise St. (1/28)
Min.	Season	12, NMSU (12/6)
	MW	3, Boise St. (1/28)

PRODUCTION TRACKER

2024-25 Career

- Double-Double
- Scored 10+ pts
- Scored 20+ pts
- 10+ reb
- 3+ 3-pt

CAREER STATISTICS

				Field Goals		3-Point		F-Throws		Rebounds									Scoring	
SEASON	TEAM	GP-GS	MIN/AVG	FG-FGA	FG%	3FG-3FGA	3FG%	FT-FTA	FT%	OFF	DEF	TOT	AVG	PF-FO	A	TO	BLK	STL	PTS	AVG
2024-25	UNM	12-0	90/7.5	12-29	.414	7-17	.412	5-6	.833	7	13	20	1.7	0-0	5	2	3	5	36	3.0
TOTAL		12-0	90/7.5	12-29	.414	7-17	.412	5-6	.833	7	13	20	1.7	0-0	5	2	3	5	36	3.0

3

DESTINEE HOOKS

G | 5-9 | SO | Indianapolis, Ind. (Vincennes)



PPG	FG %	3PT %	FT %	RPG	APG	SPG	BPG	MPG
16.5	.474	.333	.625	4.2	1.9	1.0	0.3	28.8

NOTEWORTHY

- Has led the team in scoring in 11 games this season, tied for lead 2x; 20+ points in 6 games
- 21 games in double figures
- First double-double came against UC Irvine with career-high 10 rebounds and had team-high 17 points. Second came at NMSU with team-high 27 points and 10 rebounds.
- Recorded at least 15 points and a steal in first 5 MW games this season. The only MW players to start a campaign with a longer streak in conference play are Utah's Morgan Warburton in 2008 (first 7 games) and Fresno State's KiKi Moore in 2013 (first 7 games).
- Fourth in the MW in scoring, third in FG %; seventh in scoring in MW games
- 35th in the NCAA in field goals, 52nd in points
- Averaged 21.1 points per game, 6.5 rebounds per game, 5.0 assists per game, 2.9 steals per game and 1.1 blocks per game as a freshman.
- Points per game ranked sixth in the NJCAA, was 17th in assists per game and 28th in steals per game
- Freshman of the Year, Player of the Year and Region 24 Player of the Year
- Scored in double figures 19 times with 11 games with 20-plus points and four games scoring 30-plus points
- Majoring in liberal arts and integrative studies

GAME-BY-GAME STATISTICS

				Total		3-Pointers		Free throws		Rebounds													
Opponent	Date	GS	MIN	FG-FGA	PCT	3FG-3FGA	PCT	FT-FTA	PCT	OFF	DEF	TOT	AVG	PF	A	TO	BLK	STL	PTS	AVG			
Northern Ariz.	11/04/2024	*	23:35	8-12	.667	2-4	.500	3-6	.500	2	4	6	6.0	4	2	3	0	1	21	21.0			
Morehead St.	11/07/2024	*	26:06	3-12	.250	0-3	.000	0-0	.000	1	3	4	5.0	0	2	3	2	0	6	13.5			
at Texas Tech	11/12/2024	*	34:05	11-18	.611	1-4	.250	5-8	.625	0	3	3	4.3	3	0	6	0	1	28	18.3			
Western N.M.	11/15/2024	*	19:14	6-9	.667	1-3	.333	2-5	.400	1	2	3	4.0	0	2	3	0	0	15	17.5			
South Carolina St.	11/20/2024	*	23:39	6-7	.857	0-0	.000	1-2	.500	0	1	1	3.4	0	3	2	0	1	13	16.6			
Gonzaga	11/24/2024	*	28:43	10-22	.455	1-3	.333	3-4	.750	1	3	4	3.5	1	1	3	0	1	24	17.8			
UC Irvine	11/27/2024	*	36:15	7-16	.438	1-5	.200	2-6	.333	4	6	10	4.4	2	2	5	1	1	17	17.7			
North Texas	12/01/2024	*	35:32	7-10	.700	2-4	.500	3-3	1.000	1	4	5	4.5	1	2	3	0	4	19	17.9			
New Mexico St.	12/06/2024	*	27:49	5-18	.278	3-7	.429	2-4	.500	2	2	4	4.4	3	3	3	0	0	15	17.6			
at New Mexico St.	12/08/2024	*	34:12	9-15	.600	2-2	1.000	7-10	.700	2	8	10	5.0	2	1	10	0	0	27	18.5			
Pepperdine	12/15/2024	*	26:46	6-9	.667	1-2	.500	1-2	.500	0	7	7	5.2	1	3	0	1	0	14	18.1			
Sacramento St.	12/19/2024	*	21:43	5-12	.417	1-3	.333	3-4	.750	0	4	4	5.1	4	2	7	0	1	14	17.8			
Abilene Christian	12/21/2024	*	22:18	2-11	.182	1-6	.167	2-2	1.000	1	1	2	4.8	3	1	1	1	2	7	16.9			
at Air Force	12/29/2024	*	34:14	7-14	.500	1-4	.250	0-0	.000	2	6	8	5.1	1	2	6	1	2	15	16.8			
Nevada	01/01/2025	*	27:19	8-12	.667	2-4	.500	0-0	.000	0	2	2	4.9	2	1	2	1	2	18	16.9			
at San Diego St.	01/04/2025		31:29	6-15	.400	1-4	.250	5-5	1.000	0	4	4	4.8	1	3	2	0	1	18	16.9			
Wyoming	01/08/2025	*	34:18	9-16	.563	1-3	.333	1-1	1.000	0	1	1	4.6	3	4	1	0	1	20	17.1			
UNLV	01/12/2025	*	33:07	9-20	.450	2-6	.333	7-8	.875	0	5	5	4.6	0	1	4	0	2	27	17.7			
at Colorado St.	01/18/2025	*	35:18	5-15	.333	2-7	.286	1-4	.250	1	3	4	4.6	3	2	3	0	0	13	17.4			
at Utah St.	01/21/2025	*	32:48	6-12	.500	3-5	.600	0-0	.000	2	2	4	4.6	0	4	3	0	1	15	17.3			
Fresno St.	01/25/2025	*	32:52	6-12	.500	3-6	.500	2-4	.500	0	3	3	4.5	3	1	1	1	1	17	17.3			
at Boise St.	01/28/2025	*	21:14	4-14	.286	1-9	.111	1-4	.250	1	1	2	4.4	2	3	0	0	0	10	17.0			
San Diego St.	02/01/2025	*	20:13	2-11	.182	0-5	.000	4-6	.667	1	2	3	4.3	1	0	1	0	2	8	16.6			
Colorado St.	02/04/2025	*	28:50	7-13	.538	2-3	.667	0-0	.000	0	1	1	4.2	3	1	3	0	0	16	16.5			
Totals			23 691:39	154-325	.474	34-102	.333	55-88	.625	22	78	100	4.2	43	46	75	8	24	397	16.5			

CAREER STATISTICS

				Field Goals		3-Point		F-Throws		Rebounds										Scoring	
SEASON	TEAM	GP-GS	MIN	AVG	FG-FGA	FG%	3FG-3FGA	3FG%	FT-FTA	FT%	OFF	DEF	TOT	AVG	PF-FO	A	TO	BLK	STL	PTS	AVG
2024-25	UNM	24-23	692	28.8	154-325	.474	34-102	.333	55-88	.625	22	78	100	4.2	43-0	46	75	8	24	397	16.5
TOTAL		24-23	692	28.8	154-325	.474	34-102	.333	55-88	.625	22	78	100	4.2	43-0	46	75	8	24	397	16.5

TOP PERFORMANCES

Points	Season	28, Texas Tech (11/12)
	MW	27, UNLV (1/12)
	Career	28, Texas Tech (11/12)
FGM	Season	11, Texas Tech (11/12)
	MW	9, 2x, last: UNLV (1/12)
	Career	11, Texas Tech (11/12)
FGA	Season	22, Gonzaga (11/24)
	MW	20, UNLV (1/12)
	Career	22, Gonzaga (11/24)
3PT FGM	Season	3, 3x, last: Fresno St. (1/25)
	MW	3, 2x, last: Fresno St. (1/25)
	Career	3, 3x, last: Fresno St. (1/25)
3PT FGA	Season	9, Boise St. (1/28)
	MW	9, Boise St. (1/28)
	Career	9, Boise St. (1/28)
FTM	Season	7, 2x, last: UNLV (1/12)
	MW	7, UNLV (1/12)
	Career	7, 2x, last: UNLV (1/12)
FTA	Season	10, NMSU (12/8)
	MW	8, UNLV (1/12)
	Career	10, NMSU (12/8)
Reb.	Season	10, 2x, last: NMSU (12/8)
	MW	8, Air Force (12/29)
	Career	10, 2x, last: NMSU (12/8)
Asts.	Season	4, 2x, last: Utah St. (1/21)
	MW	4, 2x, last: Utah St. (1/21)
	Career	4, 2x, last: Utah St. (1/21)
Blocks	Season	2, Morehead St. (11/7)
	MW	1, 3x, last: Fresno St. (1/25)
	Career	2, Morehead St. (11/7)
Steals	Season	4, North Texas (12/1)
	MW	2, 4x, last: SDSU (2/1)
	Career	4, North Texas (12/11)
TO	Season	0, 2x, last: Boise St. (1/28)
	MW	0, Boise St. (1/28)
	Career	0, 2x, last: Boise St. (1/28)
Min.	Season	36, UC Irvine (11/27)
	MW	35, Colorado St. (1/18)
	Career	36, UC Irvine (11/27)

PRODUCTION TRACKER

2024-25 Career

Double-Double	2	2
Scored 10+ pts	21	21
Scored 20+ pts	6	6
10+ reb	2	2
3+ 3-pt	3	3

4

ALYSSA HARGROVE
G | 5-8 | SR | Dayton, Ohio (Austin Peay State University)



PPG	FG %	3PT %	FT %	RPG	APG	SPG	BPG	MPG
8.5	.384	.422	.769	3.1	4.0	2.2	0.9	30.8

NOTEWORTHY

- Led team in steals against NAU, TTU, WNMU, North Texas, New Mexico St., Air Force, Nevada & CSU
- Has had at least 1 steal in 21 games, multiple steals in 14, 3 or more steals in 10 games
- Leads team in steals and assists, second in blocks, third in 3-pointers and in scoring
- Fifth in MW in steals per game and third in assists per game; third in assists per game and tied for third in steals per game in MW games
- 54th in the NCAA in steals, 73rd in assists
- Assisted on game-winning 3-pointer against UC Irvine, which gave her her career high in assists (had 6 in 2022)
- Spent last season at Austin Peay State after playing 2 seasons at Stetson
- Appeared in 32 games and averaged 20.0 minutes per game, 4.3 points per game, 2.3 rebounds per game, 1.0 steal per game and 1.5 assists per game at APSU last year
- Credited with a steal in 18 games with consecutive games with 5 steals and multiple steals in 8 games last season
- Scored an average of 10.6 points per game, 2.3 assists per game and 2.6 rebounds per game as a sophomore at Stetson
- Majoring in liberal arts and integrative studies

GAME-BY-GAME STATISTICS

Opponent	Date	GS	MIN	Total		3-Pointers		Free throws		Rebounds											
				FG-FGA	PCT	3FG-3FGA	PCT	FT-FTA	PCT	OFF	DEF	TOT	AVG	PF	A	TO	BLK	STL	PTS	AVG	
Northern Ariz.	11/04/2024	*	31:54	5-12	.417	2-4	.500	0-0	.000	2	4	6	6.0	1	4	3	0	2	12	12.0	
Morehead St.	11/07/2024	*	27:00	3-6	.500	2-4	.500	3-4	.750	0	1	1	3.5	3	3	4	2	1	11	11.5	
at Texas Tech	11/12/2024	*	30:30	4-9	.444	1-1	1.000	1-2	.500	1	2	3	3.3	5	2	2	2	2	10	11.0	
Western N.M.	11/15/2024	*	20:28	4-8	.500	1-3	.333	1-2	.500	0	0	0	2.5	1	2	1	1	4	10	10.8	
South Carolina St.	11/20/2024	*	22:59	0-4	.000	0-1	.000	0-0	.000	0	4	4	2.8	0	3	3	0	3	0	8.6	
Gonzaga	11/24/2024	*	35:18	2-6	.333	1-1	1.000	0-0	.000	0	3	3	2.8	2	4	1	2	3	5	8.0	
UC Irvine	11/27/2024	*	28:46	4-7	.571	2-5	.400	0-0	.000	0	1	1	2.6	2	7	3	0	1	10	8.3	
North Texas	12/01/2024	*	22:05	4-9	.444	1-3	.333	0-0	.000	0	2	2	2.5	4	5	4	0	5	9	8.4	
New Mexico St.	12/06/2024	*	33:47	4-9	.444	2-3	.667	2-2	1.000	0	0	0	2.2	3	3	5	0	5	12	8.8	
at New Mexico St.	12/08/2024	*	31:51	3-11	.273	0-3	.000	0-0	.000	1	3	4	2.4	4	2	5	1	1	6	8.5	
Pepperdine	12/15/2024	*	28:35	3-9	.333	2-4	.500	0-0	.000	0	0	0	2.2	1	7	4	1	1	8	8.5	
Sacramento St.	12/19/2024	*	25:52	0-2	.000	0-0	.000	1-2	.500	0	6	6	2.5	3	2	2	1	0	1	7.8	
Abilene Christian	12/21/2024	*	28:28	4-8	.500	2-4	.500	4-4	1.000	0	0	0	2.3	4	2	2	3	1	14	8.3	
at Air Force	12/29/2024	*	32:57	1-6	.167	1-2	.500	2-2	1.000	0	6	6	2.6	3	5	3	2	4	5	8.1	
Nevada	01/01/2025	*	33:55	3-9	.333	1-1	1.000	2-2	1.000	0	1	1	2.5	2	4	3	0	3	9	8.1	
at San Diego St.	01/04/2025	*	31:03	5-8	.625	2-3	.667	0-0	.000	0	5	5	2.6	3	1	6	0	3	12	8.4	
Wyoming	01/08/2025	*	17:54	1-10	.100	0-3	.000	0-0	.000	0	1	1	2.5	5	3	1	0	0	2	8.0	
UNLV	01/12/2025	*	36:25	4-6	.667	0-1	.000	5-7	.714	1	3	4	2.6	3	1	2	1	1	13	8.3	
at Colorado St.	01/18/2025	*	36:40	2-9	.222	1-3	.333	1-2	.500	1	8	9	2.9	2	6	0	1	3	6	8.2	
at Utah St.	01/21/2025	*	37:40	8-9	.889	2-3	.667	2-2	1.000	0	8	8	3.2	3	9	6	1	4	20	8.8	
Fresno St.	01/25/2025	*	34:03	3-9	.333	0-1	.000	1-1	1.000	1	2	3	3.2	3	7	1	0	1	7	8.7	
at Boise St.	01/28/2025	*	36:49	2-8	.250	1-2	.500	2-4	.500	0	2	2	3.1	4	4	3	0	0	7	8.6	
San Diego St.	02/01/2025	*	36:28	1-7	.143	0-5	.000	3-3	1.000	1	2	3	3.1	0	2	3	3	2	5	8.4	
Colorado St.	02/04/2025	*	37:05	3-9	.333	3-4	.750	0-0	.000	1	2	3	3.1	1	8	4	1	2	9	8.5	
Totals			24 738:32	73-190	.384	27-64	.422	30-39	.769	9	66	75	3.1	62	96	71	22	52	203	8.5	

CAREER STATISTICS

				Field Goals		3-Point		F-Throws		Rebounds										Scoring	
SEASON	TEAM	GP-GS	MIN/AVG	FG-FGA	FG%	3FG-3FGA	3FG%	FT-FTA	FT%	OFF	DEF	TOT	AVG	PF-FO	A	TO	BLK	STL	PTS	AVG	
2021-22	Stet	31-15	850/27.4	89-221	.403	18-78	.231	52-69	.754	21	98	119	3.8	65-1	47	66	10	44	248	8.0	
2022-23	Stet	9-6	229/25.4	35-82	.427	9-31	.290	16-26	.615	7	16	23	2.6	25-1	21	26	2	10	95	10.6	
2023-24	APSU	32-0	638/19.9	46-115	.400	15-46	.326	29-42	.690	11	62	73	2.3	80-2	35	60	11	32	136	4.3	
2024-25	UNM	24-24	739/30.8	73-190	.384	27-64	.422	30-39	.769	9	66	75	3.1	62-2	96	71	22	52	203	8.5	
TOTAL FOR UNM		24-24	739/30.8	73-190	.384	27-64	.422	30-39	.769	9	66	75	3.1	62-2	96	71	22	52	203	8.5	
TOTAL		96-45	2456/25.6	243-608	.400	69-219	.315	127-176	.722	48	242	290	3.0	232-6	199	223	45	138	682	7.1	

TOP PERFORMANCES

Points	Season MW	20, Utah St. (1/21)
	Career	25, Furman (11/19/22)
FGM	Season MW	8, Utah St. (1/21)
	Career	10, 2x, last: Furman (11/19/22)
FGA	Season MW	12, NAU (11/4)
	Career	16, Furman (11/19/22)
3PT FGM	Season MW	3, Colorado State (2/4)
	Career	3, 4x, last: 3, CSU (2/4)
3PT FGA	Season MW	5, 2x, last: SDSU (2/1)
	Career	8, UCSD (11/26/22)
FTM	Season MW	5, UNLV (1/12)
	Career	5, UNLV (1/12)
FTA	Season MW	7, UNLV (1/12)
	Career	9, La. Tech (11/25/22)
Reb.	Season MW	9, Colorado St., (1/18)
	Career	9, Colorado St., (1/18)
Asts.	Season MW	9, Utah St. (1/21)
	Career	9, Utah St. (1/21)
Blocks	Season MW	3, 2x, last: SDSU (2/1)
	Career	3, SDSU (2/1)
Steals	Season MW	5, 2x, last: NMSU (12/6)
	Career	4, 2x, last: Utah St. (1/21)
TO	Season MW	0, Colorado St., (1/18)
	Career	0, 5x
Min.	Season MW	37, 2x, last: CSU (2/4)
	Career	38, 2x, last: FGCU (3/9/22)

PRODUCTION TRACKER

2024-25 Career

Double-Double		
Scored 10+ pts	10	27
Scored 20+ pts	1	3
10+ reb		
3+ 3-pt	1	4

5

LARA LANGERMANN
G | 5-7 | SO | Breckerfeld, Germany (Theodor-Heuss-Gymnasium Hagen)



PPG	FG %	3PT %	FT %	RPG	APG	SPG	BPG	MPG
3.4	.326	.222	.875	1.8	1.0	0.7	0.1	19.9

NOTEWORTHY

- Made game-winning 3-pointer against UC Irvine with 0.2 seconds left
- Played for the U18 and U20 German National Team
- Played for VfL Viactiv AstroLadies Bochum, a Division 2 team in the Damen Basketballbundesliga, the BasketGirls Ruhr in the Weibliche Nachwuchsbundesliga (WNBL), a first German under 18 league, and for VfL Viactiv AstroLadies Bochum in the Damen Basketballbundesliga, as well as Herner TC.
- Majoring in exercise science

GAME-BY-GAME STATISTICS

Opponent	Date	GS	MIN	Total		3-Pointers		Free throws		Rebounds													
				FG-FGA	PCT	3FG-3FGA	PCT	FT-FTA	PCT	OFF	DEF	TOT	AVG	PF	A	TO	BLK	STL	PTS	AVG			
Northern Ariz.	11/04/2024		16:38	2-6	.333	1-3	.333	2-2	1.000	0	2	2	2.0	3	2	4	0	1	7	7.0			
Morehead St.	11/07/2024		26:45	1-11	.091	0-7	.000	0-0	.000	2	0	2	2.0	2	1	0	1	2	2	4.5			
at Texas Tech	11/12/2024		29:25	2-7	.286	1-3	.333	2-2	1.000	1	2	3	2.3	1	2	2	0	1	7	5.3			
Western N.M.	11/15/2024	*	19:51	0-3	.000	0-2	.000	0-0	.000	1	1	2	2.3	0	1	1	1	0	0	4.0			
South Carolina St.	11/20/2024		17:03	2-5	.400	1-3	.333	0-0	.000	1	1	2	2.2	1	0	0	0	0	5	4.2			
Gonzaga	11/24/2024		31:14	3-6	.500	1-4	.250	0-0	.000	0	0	0	1.8	1	4	1	0	0	7	4.7			
UC Irvine	11/27/2024		15:21	1-3	.333	1-3	.333	0-0	.000	0	3	3	2.0	0	0	0	0	0	3	4.4			
North Texas	12/01/2024		27:44	1-7	.143	1-5	.200	0-0	.000	0	3	3	2.1	4	3	3	0	1	3	4.3			
New Mexico St.	12/06/2024		19:24	1-2	.500	1-2	.500	0-0	.000	0	4	4	2.3	3	1	2	0	0	3	4.1			
at New Mexico St.	12/08/2024		25:18	0-1	.000	0-1	.000	0-0	.000	0	1	1	2.2	2	0	2	0	1	0	3.7			
Pepperdine	12/15/2024		18:35	1-3	.333	1-3	.333	0-0	.000	1	1	2	2.2	2	1	2	0	0	3	3.6			
Sacramento St.	12/19/2024		28:26	2-3	.667	0-1	.000	0-0	.000	0	3	3	2.3	1	1	3	0	2	4	3.7			
Abilene Christian	12/21/2024		19:11	2-2	1.000	1-1	1.000	0-0	.000	0	0	0	2.1	1	2	2	0	1	5	3.8			
Nevada	01/01/2025		18:50	0-1	.000	0-0	.000	0-0	.000	0	2	2	2.1	1	1	0	0	1	0	3.5			
at San Diego St.	01/04/2025	*	25:50	3-6	.500	0-2	.000	0-0	.000	0	2	2	2.1	1	2	1	0	0	6	3.7			
Wyoming	01/08/2025		33:03	3-4	.750	0-1	.000	1-2	.500	0	5	5	2.3	3	0	0	0	2	7	3.9			
UNLV	01/12/2025		20:45	1-5	.200	0-3	.000	0-0	.000	0	1	1	2.2	1	0	0	0	0	2	3.8			
at Colorado St.	01/18/2025		08:27	1-3	.333	1-2	.500	0-0	.000	0	1	1	2.1	5	1	1	0	0	3	3.7			
at Utah St.	01/21/2025		06:26	0-2	.000	0-2	.000	2-2	1.000	0	1	1	2.1	1	0	3	0	0	2	3.6			
Fresno St.	01/25/2025		20:55	1-3	.333	0-2	.000	0-0	.000	0	2	2	2.1	1	0	0	0	1	2	3.6			
at Boise St.	01/28/2025		17:19	3-4	.750	2-3	.667	0-0	.000	0	0	0	2.0	1	0	1	0	2	8	3.8			
San Diego St.	02/01/2025		06:53	0-5	.000	0-1	.000	0-0	.000	1	0	1	1.9	0	1	0	0	0	0	3.6			
Colorado St.	02/04/2025		03:56	0-0	.000	0-0	.000	0-0	.000	0	0	0	1.8	1	0	1	1	0	0	3.4			
Totals		2	457:20	30-92	.326	12-54	.222	7-8	.875	7	35	42	1.8	36	23	29	3	15	79	3.4			

CAREER STATISTICS

				Field Goals		3-Point		F-Throws		Rebounds										Scoring	
SEASON	TEAM	GP-GS	MIN/AVG	FG-FGA	FG%	3FG-3FGA	3FG%	FT-FTA	FT%	OFF	DEF	TOT	AVG	PF-FO	A	TO	BLK	STL	PTS	AVG	
2023-24	UNM	32-6	645/20.2	31-97	.320	20-69	.290	15-21	.714	4	41	45	1.4	44-0	26	33	0	11	97	3.0	
2024-25	UNM	23-2	457/19.9	30-92	.326	12-54	.222	7-8	.875	7	35	42	1.8	36-1	23	29	3	15	79	3.4	
TOTAL		55-8	1103/20.0	61-189	.323	32-123	.260	22-29	.759	11	76	87	1.6	80-1	49	62	3	26	176	3.2	

TOP PERFORMANCES

Points	Season	8, Boise St. (1/28)
	MW	13, San José St. (1/31/24)
	Career	13, San José St. (1/31/24)
FGM	Season	3, 4x, last: Boise St. (1/28)
	MW	4, 2x
	Career	4, 2x
FGA	Season	11, Morehead St. (11/7)
	MW	7, Wyoming (2/24/24)
	Career	11, Morehead St. (11/7)
3PT FGM	Season	2, Boise St. (1/28)
	MW	3, 2x
	Career	3, 2x
3PT FGA	Season	7, Morehead St. (11/7)
	MW	5, Wyoming (2/24/24)
	Career	7, Morehead St. (11/7)
FTM	Season	2, 3x, last: Utah St. (1/21)
	MW	3, San Diego St. (2/28/24)
	Career	3, San Diego St. (2/28/24)
FTA	Season	2, 4x, last: Utah St. (1/21)
	MW	3, San Diego St. (2/28/24)
	Career	3, 2x
Reb.	Season	5, Wyoming (1/8)
	MW	5, 2x, last: Wyoming (1/8)
	Career	5, 2x, last: Wyoming (1/8)
Asts.	Season	4, Gonzaga (11/24)
	MW	2, 4x, last: SDSU (1/4)
	Career	4, Gonzaga (11/24)
Blocks	Season	1, 3x, last: CSU (2/4)
	MW	1, Colorado State (2/4)
	Career	1, 3x, last: CSU (2/4)
Steals	Season	2, 4x, last: Boise St. (1/28)
	MW	2, 3x, last: Boise St. (1/28)
	Career	2, 5x, last: Boise St. (1/28)
TO	Season	0, 8x,last: SDSU (2/1)
	MW	0, 12x
	Career	0, 21x
Min.	Season	33, Wyoming (1/8)
	MW	34, Boise St. (2/21/24)
	Career	34, Boise St. (2/21/24)

PRODUCTION TRACKER

	2024-25	Career
Double-Double		
Scored 10+ pts		2
Scored 20+ pts		
10+ reb		
3+ 3-pt		2



PARIS LAURO

F | 6-0 | SO | Dallas, Texas (Highland Park HS)



PPG	FG %	3PT %	FT %	RPG	APG	SPG	BPG	MPG
1.9	.327	.233	.000	1.3	0.3	0.0	0.1	7.3

NOTEWORTHY

- Named MW Freshman of the Week on Dec. 26 last season
- Averaged 17.3 ppg, 8.3 rpg, 2.0 bpg her junior season and 23.6 ppg, 8.0 rpg and 1.8 bpg and was named the District 7-6A Most Valuable Player her senior season.
- Named to the TABC 5A All-Region Team, named Offensive Player of the Year for District 13-5A and earned academic all-district her junior year
- Majoring in exercise science

GAME-BY-GAME STATISTICS

Opponent	Date	GS	MIN	Total		3-Pointers		Free throws		Rebounds								PTS	AVG	
				FG-FGA	PCT	3FG-3FGA	PCT	FT-FTA	PCT	OFF	DEF	TOT	AVG	PF	A	TO	BLK			STL
Northern Ariz.	11/04/2024		13:30	0-2	.000	0-2	.000	0-0	.000	0	2	2	2.0	0	1	0	0	0	0.0	
Morehead St.	11/07/2024		09:45	0-2	.000	0-1	.000	0-0	.000	0	1	1	1.5	1	1	1	0	0	0.0	
at Texas Tech	11/12/2024		04:34	1-1	1.000	0-0	.000	0-0	.000	0	1	1	1.3	0	0	0	0	2	0.7	
Western N.M.	11/15/2024		14:00	3-7	.429	1-4	.250	0-0	.000	1	3	4	2.0	0	1	0	1	7	2.3	
South Carolina St.	11/20/2024		17:01	1-4	.250	1-2	.500	0-0	.000	1	2	3	2.2	1	1	0	0	3	2.4	
Gonzaga	11/24/2024		02:34	0-0	.000	0-0	.000	0-0	.000	0	0	0	1.8	1	0	0	0	0	2.0	
UC Irvine	11/27/2024		00:47	0-0	.000	0-0	.000	0-0	.000	0	0	0	1.6	0	0	1	0	0	1.7	
North Texas	12/01/2024		04:54	0-1	.000	0-1	.000	0-0	.000	0	1	1	1.5	0	0	0	1	0	1.5	
New Mexico St.	12/06/2024		08:07	1-3	.333	1-2	.500	0-0	.000	0	0	0	1.3	0	0	1	0	3	1.7	
at New Mexico St.	12/08/2024		06:36	1-2	.500	0-1	.000	0-0	.000	2	0	2	1.4	0	0	1	0	2	1.7	
Pepperdine	12/15/2024		10:52	1-6	.167	0-3	.000	0-2	.000	1	1	2	1.5	0	0	2	0	2	1.7	
Abilene Christian	12/21/2024		03:18	0-0	.000	0-0	.000	0-0	.000	0	0	0	1.3	0	0	0	0	0	1.6	
at Air Force	12/29/2024		03:25	0-3	.000	0-2	.000	0-0	.000	1	0	1	1.3	0	0	1	0	1	1.5	
at San Diego St.	01/04/2025		08:28	2-2	1.000	1-1	1.000	0-0	.000	1	0	1	1.3	0	0	0	0	5	1.7	
Wyoming	01/08/2025		05:10	1-3	.333	1-2	.500	0-0	.000	0	0	0	1.2	1	0	0	0	3	1.8	
UNLV	01/12/2025		05:53	2-2	1.000	0-0	.000	0-0	.000	1	1	2	1.3	0	1	2	0	4	1.9	
at Colorado St.	01/18/2025		03:11	0-2	.000	0-1	.000	0-0	.000	1	0	1	1.2	0	0	0	0	0	1.8	
at Utah St.	01/21/2025		02:27	0-0	.000	0-0	.000	0-0	.000	0	1	1	1.2	0	0	0	0	0	1.7	
Fresno St.	01/25/2025		07:40	0-3	.000	0-2	.000	0-0	.000	0	1	1	1.2	0	0	0	0	0	1.6	
at Boise St.	01/28/2025		05:24	3-3	1.000	1-1	1.000	0-0	.000	0	3	3	1.3	0	0	0	0	7	1.9	
San Diego St.	02/01/2025		13:28	0-3	.000	0-2	.000	0-0	.000	1	1	2	1.3	0	1	1	0	0	1.8	
Colorado St.	02/04/2025		10:22	1-3	.333	1-3	.333	0-0	.000	0	0	0	1.3	0	0	0	1	3	1.9	
Totals		0	161:25	17-52	.327	7-30	.233	0-2	.000	10	18	28	1.3	4	6	10	3	1	41	1.9

CAREER STATISTICS

				Field Goals		3-Point		F-Throws		Rebounds								Scoring		
SEASON	TEAM	GP-GS	MIN/AVG	FG-FGA	FG%	3FG-3FGA	3FG%	FT-FTA	FT%	OFF	DEF	TOT	AVG	PF-FO	A	TO	BLK	STL	PTS	AVG
2023-24	UNM	22-0	152/6.9	19-47	.404	10-27	.370	2-3	.667	6	22	28	1.3	9-0	3	6	4	2	50	2.3
2024-25	UNM	22-0	161/7.3	17-52	.327	7-30	.233	0-2	.000	10	18	28	1.3	4-0	6	10	3	1	41	1.9
TOTAL		44-0	313/7.1	36-99	.364	17-57	.298	2-5	.400	16	40	56	1.3	13-0	9	16	7	3	91	2.1

TOP PERFORMANCES

Points	Season	7, 2x, last: Boise St. (1/28)
	MW	7, 2x, last: Boise St. (1/28)
	Career	14, Western N.M. (12/17/23)
FGM	Season	3, 2x, last: Boise St. (1/28)
	MW	3, 2x, last: Boise St. (1/28)
	Career	5, Western N.M. (12/17/23)
FGA	Season	7, Western N.M. (11/15)
	MW	7, Utah State (1/10/24)
	Career	8, Gonzaga (12/22/23)
3PT FGM	Season	1, 7x, last: CSU (2/4)
	MW	1, 7x, last: CSU (2/4)
	Career	4, Western N.M. (12/17/23)
3PT FGA	Season	4, Western N.M. (11/15)
	MW	3, 3x, last: CSU (2/4)
	Career	8, Gonzaga (12/22/23)
FTM	Season	
	MW	1, Nevada (3/2/24)
	Career	1, 2x
FTA	Season	2, Pepperdine (12/15)
	MW	1, Nevada (3/2/24)
	Career	2, 2x, last: Pepp. (12/15)
Reb.	Season	4, Western N.M. (11/15)
	MW	6, Utah State (1/10/24)
	Career	6, Utah State (1/10/24)
Asts.	Season	1, 6x, last: SDSU (2/1)
	MW	1, 4x
	Career	1, 9x
Blocks	Season	1, 3x, last: CSU (2/4)
	MW	1, 3x
	Career	1, 7x
Steals	Season	1, Air Force (12/29)
	MW	1, Air Force (12/29)
	Career	1, 3x
TO	Season	0, 14x, last: CSU (2/4)
	MW	0, 17x
	Career	0, 29x
Min.	Season	17, South Carolina St. (11/20)
	MW	19, Nevada (12/30/23)
	Career	21, Gonzaga (12/22/23)

PRODUCTION TRACKER

2024-25 Career

Double-Double	
Scored 10+ pts	1
Scored 20+ pts	
10+ reb	
3+ 3-pt	2



NAYLI PADILLA

G | 5-9 | FR | Santa Cruz de Tenerife, Spain (IES Tarahales)



PPG	FG %	3PT %	FT %	RPG	APG	SPG	BPG	MPG
2.8	.298	.318	.765	1.7	1.1	0.6	0.2	10.0

- NOTEWORTHY**
- Played for Tenerife Central, CB Santa Cruz, Spar Gran Canaria in Spain
 - Majoring in business administration

GAME-BY-GAME STATISTICS

Opponent	Date	GS	MIN	Total		3-Pointers		Free throws		Rebounds										
				FG-FGA	PCT	3FG-3FGA	PCT	FT-FTA	PCT	OFF	DEF	TOT	AVG	PF	A	TO	BLK	STL	PTS	AVG
Northern Ariz.	11/04/2024		08:52	0-0	.000	0-0	.000	0-0	.000	0	3	3	3.0	1	2	0	1	0	0	0.0
Morehead St.	11/07/2024		00:31	0-0	.000	0-0	.000	0-0	.000	0	1	1	2.0	0	0	0	0	0	0	0.0
Western N.M.	11/15/2024		09:54	1-3	.333	1-2	.500	1-2	.500	0	0	0	1.3	0	0	0	0	2	4	1.3
South Carolina St.	11/20/2024		05:14	0-1	.000	0-1	.000	2-2	1.000	0	1	1	1.3	0	2	0	0	1	2	1.5
Pepperdine	12/15/2024		10:22	1-4	.250	1-3	.333	4-4	1.000	0	1	1	1.2	0	1	1	0	2	7	2.6
Sacramento St.	12/19/2024		12:33	0-1	.000	0-1	.000	1-2	.500	0	0	0	1.0	0	1	0	0	1	1	2.3
Abilene Christian	12/21/2024		21:22	3-9	.333	1-4	.250	2-3	.667	2	3	5	1.6	1	3	2	1	0	9	3.3
at Air Force	12/29/2024		15:47	0-1	.000	0-0	.000	0-0	.000	0	2	2	1.6	0	2	0	1	0	0	2.9
Nevada	01/01/2025		05:34	0-3	.000	0-2	.000	0-0	.000	0	0	0	1.4	1	0	0	0	0	0	2.6
at San Diego St.	01/04/2025		01:27	0-0	.000	0-0	.000	0-0	.000	0	0	0	1.3	0	0	0	0	0	0	2.3
Wyoming	01/08/2025		02:54	0-1	.000	0-0	.000	0-0	.000	0	0	0	1.2	1	2	0	0	0	0	2.1
UNLV	01/12/2025		00:52	0-0	.000	0-0	.000	0-0	.000	0	0	0	1.1	0	0	1	0	0	0	1.9
at Colorado St.	01/18/2025		01:28	0-0	.000	0-0	.000	0-0	.000	0	0	0	1.0	0	0	1	0	0	0	1.8
Fresno St.	01/25/2025		03:18	0-0	.000	0-0	.000	0-0	.000	0	1	1	1.0	0	1	1	0	0	0	1.6
at Boise St.	01/28/2025		18:24	2-6	.333	1-2	.500	0-0	.000	0	1	1	1.0	1	0	3	0	0	5	1.9
San Diego St.	02/01/2025		29:47	4-11	.364	2-5	.400	2-2	1.000	1	6	7	1.4	2	2	1	0	2	12	2.5
Colorado St.	02/04/2025		21:40	3-7	.429	1-2	.500	1-2	.500	1	6	7	1.7	3	2	3	0	2	8	2.8
Totals		0	169:59	14-47	.298	7-22	.318	13-17	.765	4	25	29	1.7	10	18	13	3	10	48	2.8

CAREER STATISTICS

				Field Goals		3-Point		F-Throws		Rebounds											Scoring	
SEASON	TEAM	GP-GS	MIN	AVG	FG-FGA	FG%	3FG-3FGA	3FG%	FT-FTA	FT%	OFF	DEF	TOT	AVG	PF-FO	A	TO	BLK	STL	PTS	AVG	
2024-25	UNM	17-0	170	10.0	14-47	.298	7-22	.318	13-17	.765	4	25	29	1.7	10-0	18	13	3	10	48	2.8	
TOTAL		17-0	170	10.0	14-47	.298	7-22	.318	13-17	.765	4	25	29	1.7	10-0	18	13	3	10	48	2.8	

TOP PERFORMANCES

Points	Season	12, SDSU (2/1)
	MW	12, SDSU (2/1)
	Career	12, SDSU (2/1)
FGM	Season	4, SDSU (2/1)
	MW	4, SDSU (2/1)
	Career	4, SDSU (2/1)
FGA	Season	11, SDSU (2/1)
	MW	11, SDSU (2/1)
	Career	11, SDSU (2/1)
3PT FGM	Season	2, SDSU (2/1)
	MW	2, SDSU (2/1)
	Career	2, SDSU (2/1)
3PT FGA	Season	5, SDSU (2/1)
	MW	5, SDSU (2/1)
	Career	5, SDSU (2/1)
FTM	Season	4, Pepperdine (12/15)
	MW	2, SDSU (2/1)
	Career	4, Pepperdine (12/15)
FTA	Season	4, Pepperdine (12/15)
	MW	2, 2x, last: CSU (2/4)
	Career	4, Pepperdine (12/15)
Reb.	Season	7, 2x, last: CSU (2/4)
	MW	7, 2x, last: CSU (2/4)
	Career	7, 2x, last: CSU (2/4)
Asts.	Season	3, ACU (12/21)
	MW	2, 4x, last: CSU (2/4)
	Career	3, ACU (12/21)
Blocks	Season	1, 3x, last: Air Force (12/29)
	MW	1, Air Force (12/29)
	Career	1, 3x, last: Air Force (12/29)
Steals	Season	2, 4x, last: CSU (2/4)
	MW	2, 2x, last: CSU (2/4)
	Career	2, 4x, last: CSU (2/4)
TO	Season	0, 9x, last: Wyoming (1/8)
	MW	0, 4x
	Career	0, 9x
Min.	Season	29, SDSU (2/1)
	MW	29, SDSU (2/1)
	Career	29, SDSU (2/1)

PRODUCTION TRACKER

2024-25 Career

Double-Double		
Scored 10+ pts	1	1
Scored 20+ pts		
10+ reb		
3+ 3-pt		



JOANA MAGALHÃES

G | 5-5 | FR | Lisbon, Portugal (Quinta Do Marquês)



PPG	FG %	3PT %	FT %	RPG	APG	SPG	BPG	MPG
6.4	.397	.269	.628	3.3	2.6	1.3	0.1	21.7

NOTEWORTHY

- At least 1 steal in 17 games, multiple steals in 11.
- Averaging 10.2 ppg, 1.5 spg, 2.6 apg, shooting 39.4% in 27.4 mpg in MW games
- Has scored in double figures in 6 MW games
- Played for CRC Quinta Dos Lombos and won the national championship in 2023-24. Also won a championship while at Quinta Do Marquês in 2021-22.
- Majoring in business administration

GAME-BY-GAME STATISTICS

Opponent	Date	GS	MIN	Total		3-Pointers		Free throws		Rebounds											
				FG-FGA	PCT	3FG-3FGA	PCT	FT-FTA	PCT	OFF	DEF	TOT	AVG	PF	A	TO	BLK	STL	PTS	AVG	
Northern Ariz.	11/04/2024	*	18:05	3-6	.500	0-0	.000	0-0	.000	0	2	2	2.0	4	2	6	0	1	6	6.0	
Morehead St.	11/07/2024	*	17:43	0-2	.000	0-1	.000	0-0	.000	0	3	3	2.5	1	6	3	0	2	0	3.0	
at Texas Tech	11/12/2024	*	02:34	0-0	.000	0-0	.000	0-0	.000	0	0	0	1.7	2	0	3	0	0	0	2.0	
Western N.M.	11/15/2024	*	18:03	1-5	.200	0-2	.000	1-2	.500	0	2	2	1.8	1	5	1	0	1	3	2.3	
South Carolina St.	11/20/2024	*	17:43	3-4	.750	1-1	1.000	1-2	.500	0	1	1	1.6	1	5	0	0	3	8	3.4	
Gonzaga	11/24/2024	*	08:46	1-3	.333	0-1	.000	0-0	.000	0	2	2	1.7	1	1	1	0	0	2	3.2	
UC Irvine	11/27/2024	*	15:00	0-2	.000	0-0	.000	0-0	.000	0	5	5	2.1	1	2	1	0	0	0	2.7	
North Texas	12/01/2024	*	12:16	0-2	.000	0-1	.000	0-0	.000	0	1	1	2.0	1	1	4	1	2	0	2.4	
New Mexico St.	12/06/2024	*	20:36	2-4	.500	0-1	.000	0-0	.000	0	3	3	2.1	2	3	0	0	0	4	2.6	
at New Mexico St.	12/08/2024	*	14:42	1-2	.500	0-0	.000	0-0	.000	0	0	0	1.9	3	0	1	0	1	2	2.5	
Pepperdine	12/15/2024	*	19:55	1-3	.333	1-3	.333	1-2	.500	0	2	2	1.9	2	3	1	0	2	4	2.6	
Sacramento St.	12/19/2024	*	24:43	4-6	.667	1-2	.500	0-0	.000	0	3	3	2.0	5	2	2	0	2	9	3.2	
Abilene Christian	12/21/2024	*	29:57	1-3	.333	1-3	.333	0-0	.000	0	1	1	1.9	2	3	5	0	1	3	3.2	
at Air Force	12/29/2024	*	29:59	4-8	.500	1-4	.250	2-5	.400	0	5	5	2.1	2	4	3	0	2	11	3.7	
Nevada	01/01/2025	*	31:04	2-9	.222	0-3	.000	6-8	.750	0	6	6	2.4	1	1	3	0	2	10	4.1	
at San Diego St.	01/04/2025	*	30:11	2-7	.286	0-2	.000	1-3	.333	1	3	4	2.5	4	2	2	0	2	5	4.2	
Wyoming	01/08/2025	*	29:03	3-7	.429	2-3	.667	0-0	.000	1	1	2	2.5	1	3	3	0	0	8	4.4	
UNLV	01/12/2025	*	31:04	5-9	.556	0-2	.000	6-6	1.000	0	7	7	2.7	3	2	3	0	1	16	5.1	
at Colorado St.	01/18/2025	*	30:23	7-14	.500	3-7	.429	3-3	1.000	1	6	7	2.9	5	1	2	0	0	20	5.8	
at Utah St.	01/21/2025	*	34:06	6-8	.750	1-2	.500	4-4	1.000	0	6	6	3.1	4	4	2	1	4	17	6.4	
Fresno St.	01/25/2025	*	21:13	2-9	.222	0-3	.000	0-0	.000	1	3	4	3.1	4	3	5	0	3	4	6.3	
at Boise St.	01/28/2025	*	23:02	3-8	.375	1-3	.333	1-4	.250	0	6	6	3.3	0	5	3	0	1	8	6.4	
San Diego St.	02/01/2025	*	16:45	0-7	.000	0-4	.000	1-2	.500	0	2	2	3.2	1	1	2	0	2	1	6.1	
Colorado St.	02/04/2025	*	24:51	5-13	.385	2-4	.500	0-2	.000	1	3	4	3.3	3	3	1	0	0	12	6.4	
Totals			23 521:44	56-141	.397	14-52	.269	27-43	.628	5	73	78	3.3	54	62	57	2	32	153	6.4	

CAREER STATISTICS

				Field Goals		3-Point		F-Throws		Rebounds										Scoring	
SEASON	TEAM	GP-GS	MIN	AVG	FG-FGA	FG%	3FG-3FGA	3FG%	FT-FTA	FT%	OFF	DEF	TOT	AVG	PF-FO	A	TO	BLK	STL	PTS	AVG
2024-25	UNM	24-23	522	21.7	56-141	.397	14-52	.269	27-43	.628	5	73	78	3.3	54-2	62	57	2	32	153	6.4
TOTAL		24-23	522	21.7	56-141	.397	14-52	.269	27-43	.628	5	73	78	3.3	54-2	62	57	2	32	153	6.4

TOP PERFORMANCES

Points	Season	20, Colorado St. (1/18)
	MW	20, Colorado St. (1/18)
	Career	20, Colorado St. (1/18)
FGM	Season	7, Colorado St. (1/18)
	MW	7, Colorado St. (1/18)
	Career	7, Colorado St. (1/18)
FGA	Season	14, Colorado St. (1/18)
	MW	14, Colorado St. (1/18)
	Career	14, Colorado St. (1/18)
3PT FGM	Season	3, Colorado St. (1/18)
	MW	3, Colorado St. (1/18)
	Career	3, Colorado St. (1/18)
3PT FGA	Season	7, Colorado St. (1/18)
	MW	7, Colorado St. (1/18)
	Career	7, Colorado St. (1/18)
FTM	Season	6, 2x, last: UNLV (1/12)
	MW	6, 2x, last: UNLV (1/12)
	Career	6, 2x, last: UNLV (1/12)
FTA	Season	8, Nevada (1/1)
	MW	8, Nevada (1/1)
	Career	8, Nevada (1/1)
Reb.	Season	7, 2x, last: CSU (1/18)
	MW	7, 2x, last: CSU (1/18)
	Career	7, 2x, last: CSU (1/18)
Asts.	Season	6, Morehead St. (11/7)
	MW	5, Boise St. (1/28)
	Career	6, Morehead St. (11/7)
Blocks	Season	1, 2x, last: Utah St. (1/21)
	MW	1, Utah St. (1/21)
	Career	1, 2x, last: Utah St. (1/21)
Steals	Season	4, Utah St. (1/21)
	MW	4, Utah St. (1/21)
	Career	4, Utah St. (1/21)
TO	Season	0, 2x, last: NMSU (12/6)
	MW	1, Colorado State (2/4)
	Career	0, 2x, last: NMSU (12/6)
Min.	Season	34, Utah St. (1/21)
	MW	34, Utah St. (1/21)
	Career	34, Utah St. (1/21)

PRODUCTION TRACKER

2024-25 Career

Double-Double		
Scored 10+ pts	6	6
Scored 20+ pts	1	1
10+ reb		
3+ 3-pt	1	1

14

HULDA JOAQUIM
F | 6-1 | GR | Maputo, Mozambique (Seward County CC)



PPG	FG %	3PT %	FT %	RPG	APG	SPG	BPG	MPG
7.7	.557	.500	.600	7.1	0.8	0.8	0.6	25.6

NOTEWORTHY

- Third season with the Lobos
- Leads team in rebounds, third in blocks, fourth in scoring, fifth in steals
- Sixth in MW in rebounds per game, fourth in offensive rebounds per game
- First double-double came against Morehead State, where she also set career high in made field goals and tied career high in blocks. Had second against South Carolina State with career-high 14 points. Led team in rebounds and points in the game. Third was at NMSU with 14 rebounds, 12 points & fourth was season-high 16 points and 11 rebounds at Air Force
- Played in 31 games, averaging 15.4 minutes per game, 2.3 points per game, 4.2 rebounds per game, 0.7 assists per game, 0.4 steals per game and 0.3 blocks per game last season
- Working on her master's in project management after graduating with a degree in business administration with a minor in economics

GAME-BY-GAME STATISTICS

Opponent	Date	GS	MIN	Total		3-Pointers		Free throws		Rebounds														
				FG-FGA	PCT	3FG-3FGA	PCT	FT-FTA	PCT	OFF	DEF	TOT	AVG	PF	A	TO	BLK	STL	PTS	AVG				
Northern Ariz.	11/04/2024	*	22:19	1-4	.250	0-0	.000	2-2	1.000	3	4	7	7.0	0	0	0	1	1	4	4.0				
Morehead St.	11/07/2024	*	28:01	6-12	.500	0-0	.000	0-0	.000	3	7	10	8.5	1	1	3	2	1	12	8.0				
at Texas Tech	11/12/2024	*	24:13	1-2	.500	0-0	.000	0-0	.000	1	4	5	7.3	2	0	0	0	0	2	6.0				
Western N.M.	11/15/2024	*	18:08	6-7	.857	0-0	.000	0-0	.000	3	6	9	7.8	1	0	2	1	2	12	7.5				
South Carolina St.	11/20/2024	*	18:48	7-10	.700	0-0	.000	0-2	.000	7	3	10	8.2	1	1	2	0	0	14	8.8				
Gonzaga	11/24/2024	*	18:07	2-3	.667	0-0	.000	0-0	.000	2	4	6	7.8	1	1	0	1	0	4	8.0				
UC Irvine	11/27/2024	*	30:49	1-5	.200	0-0	.000	3-4	.750	5	3	8	7.9	2	1	0	3	0	5	7.6				
North Texas	12/01/2024	*	23:20	3-5	.600	0-0	.000	3-4	.750	4	3	7	7.8	2	2	2	2	0	9	7.8				
New Mexico St.	12/06/2024	*	29:28	1-4	.250	0-0	.000	0-0	.000	2	4	6	7.6	1	1	0	1	3	2	7.1				
at New Mexico St.	12/08/2024	*	34:17	6-10	.600	0-0	.000	0-0	.000	6	8	14	8.2	3	0	0	1	1	12	7.6				
Pepperdine	12/15/2024	*	20:54	6-6	1.000	0-0	.000	2-4	.500	2	1	3	7.7	3	0	1	0	1	14	8.2				
Sacramento St.	12/19/2024	*	25:11	2-4	.500	0-0	.000	2-2	1.000	1	2	3	7.3	3	1	0	0	2	6	8.0				
Abilene Christian	12/21/2024	*	16:48	2-4	.500	0-0	.000	0-0	.000	0	4	4	7.1	1	1	2	0	2	4	7.7				
at Air Force	12/29/2024		31:56	6-9	.667	0-0	.000	4-7	.571	6	5	11	7.4	3	1	0	1	2	16	8.3				
Nevada	01/01/2025		24:38	2-7	.286	0-0	.000	2-4	.500	5	6	11	7.6	2	1	0	1	0	6	8.1				
at San Diego St.	01/04/2025	*	27:38	3-7	.429	0-0	.000	0-0	.000	2	3	5	7.4	4	0	0	0	2	6	8.0				
Wyoming	01/08/2025		20:04	3-7	.429	1-1	1.000	2-2	1.000	3	3	6	7.4	0	2	0	0	0	9	8.1				
UNLV	01/12/2025		28:06	0-1	.000	0-0	.000	2-4	.500	1	1	2	7.1	1	1	1	0	1	2	7.7				
at Colorado St.	01/18/2025	*	33:13	2-3	.667	0-0	.000	1-2	.500	1	4	5	6.9	2	1	0	0	0	5	7.6				
at Utah St.	01/21/2025	*	27:01	3-6	.500	0-0	.000	2-2	1.000	4	6	10	7.1	2	2	0	0	1	8	7.6				
Fresno St.	01/25/2025	*	29:20	4-6	.667	0-0	.000	0-2	.000	4	2	6	7.0	0	1	0	0	1	8	7.6				
at Boise St.	01/28/2025	*	30:36	6-9	.667	0-0	.000	0-0	.000	3	6	9	7.1	1	2	0	0	0	12	7.8				
San Diego St.	02/01/2025	*	26:56	4-6	.667	0-0	.000	2-4	.500	3	5	8	7.2	4	0	0	1	0	10	7.9				
Colorado St.	02/04/2025	*	25:04	1-3	.333	0-1	.000	0-0	.000	2	3	5	7.1	0	0	0	0	0	2	7.7				
Totals			20 614:56	78-140	.557	1-2	.500	27-45	.600	73	97	170	7.1	40	20	13	15	20	184	7.7				

CAREER STATISTICS

				Field Goals		3-Point		F-Throws		Rebounds									Scoring	
SEASON	TEAM	GP-GS	MIN/AVG	FG-FGA	FG%	3FG-3FGA	3FG%	FT-FTA	FT%	OFF	DEF	TOT	AVG	PF-FO	A	TO	BLK	STL	PTS	AVG
2022-23	UNM	13-0	80/6.2	11-26	.423	2-6	.333	4-6	.667	9	9	18	1.4	2-0	3	3	6	4	28	2.2
2023-24	UNM	31-0	478/15.4	30-74	.405	3-10	.300	9-14	.643	52	78	130	4.2	41-1	21	13	8	11	72	2.3
2024-25	UNM	24-20	615/25.6	78-140	.557	1-2	.500	27-45	.600	73	97	170	7.1	40-0	20	13	15	20	184	7.7
TOTAL		68-20	1173/17.3	119-240	.496	6-18	.333	40-65	.615	134	184	318	4.7	83-1	44	29	29	35	284	4.2

TOP PERFORMANCES

Points	Season	16, Air Force (12/29)
	MW	16, Air Force (12/29)
	Career	16, Air Force (12/29)
FGM	Season	7, South Carolina St. (11/20)
	MW	6, 2x, last: Boise St. (1/28)
	Career	7, South Carolina St. (11/20)
FGA	Season	12, Morehead St. (11/7)
	MW	9, 2x, last: Boise St. (1/28)
	Career	12, Morehead St. (11/7)
3PT FGM	Season	1, Wyoming (1/8)
	MW	2, UNLV (1/20/24)
	Career	2, UNLV (1/20/24)
3PT FGA	Season	1, 2x, last: CSU (2/4)
	MW	3, UNLV (1/20/24)
	Career	3, UNLV (1/20/24)
FTM	Season	4, Air Force (12/29)
	MW	4, 2x, last:Air Force (12/29)
	Career	4, 2x, last:Air Force (12/29)
FTA	Season	7, Air Force (12/29)
	MW	7, Air Force (12/29)
	Career	7, Air Force (12/29)
Reb.	Season	14, NMSU (12/8)
	MW	12, Colorado St. (2/10/24)
	Career	14, NMSU (12/8)
Asts.	Season	2, 4x, last: Boise St. (1/28)
	MW	2, 4x, last: Boise St. (1/28)
	Career	4, Western N.M. (12/17/24)
Blocks	Season	3, UC Irvine (11/27)
	MW	2, Utah State (2/25/23)
	Career	3, 3x
Steals	Season	3, NMSU (12/6)
	MW	2, 5x, last: SDSU (1/4)
	Career	3, 2x, last: NMSU (12/6)
TO	Season	0, 17x,last: CSU (2/4)
	MW	0, 27x
	Career	0, 48x
Min.	Season	34, NMSU (12/8)
	MW	33, Colorado St. (1/18)
	Career	34, NMSU (12/8)

PRODUCTION TRACKER

2024-25 Career

Double-Double	4	4
Scored 10+ pts	8	8
Scored 20+ pts		
10+ reb	6	8
3+ 3-pt		

15

DREW JORDON

G | 5-11 | SO | Washington, DC (Wagner)



PPG	FG %	3PT %	FT %	RPG	APG	SPG	BPG	MPG
1.6	.800	1.000	.500	0.7	0.3	0.1	0.1	4.1

NOTEWORTHY

- Appeared in all 28 games and made one start against Sacred Heart last season
- Averaged 6.0 points per game, shooting 40.9% from the floor, and averaged 1.9 rebounds per game, while playing 16.3 minutes per game as a freshman
- Led Wagner with 54 made free throws, going 54-69 from the line to lead the Seahawks in free-throw percentage
- Finished in double figures in 4 games, recorded a steal in 14 games with 3 games with 3 steals and 5 games with multiple steals, as well as 10 games with a block
- Majoring in psychology

GAME-BY-GAME STATISTICS

Opponent	Date	GS	MIN	Total		3-Pointers		Free throws		Rebounds										
				FG-FGA	PCT	3FG-3FGA	PCT	FT-FTA	PCT	OFF	DEF	TOT	AVG	PF	A	TO	BLK	STL	PTS	AVG
Northern Ariz.	11/04/2024		04:32	2-2	1.000	0-0	.000	0-0	.000	0	0	0	0.0	1	0	1	1	0	4	4.0
Morehead St.	11/07/2024		03:47	0-0	.000	0-0	.000	0-0	.000	1	0	1	0.5	0	0	0	0	0	0	2.0
at Texas Tech	11/12/2024		00:32	0-0	.000	0-0	.000	0-0	.000	0	0	0	0.3	0	0	1	0	0	0	1.3
Western N.M.	11/15/2024		07:30	2-2	1.000	0-0	.000	0-0	.000	0	3	3	1.0	1	0	1	0	1	4	2.0
South Carolina St.	11/20/2024		05:14	0-0	.000	0-0	.000	1-2	.500	1	0	1	1.0	0	1	0	0	0	1	1.8
UC Irvine	11/27/2024		04:46	1-1	1.000	0-0	.000	0-0	.000	0	0	0	0.8	0	0	0	0	0	2	1.8
Pepperdine	12/15/2024		01:30	0-0	.000	0-0	.000	0-0	.000	0	0	0	0.7	0	0	0	0	0	0	1.6
UNLV	01/12/2025		01:11	0-0	.000	0-0	.000	0-0	.000	0	0	0	0.6	0	0	0	0	0	0	1.4
at Colorado St.	01/18/2025		07:44	1-2	.500	0-0	.000	0-0	.000	0	2	2	0.8	2	0	1	0	0	2	1.4
at Utah St.	01/21/2025		09:00	2-3	.667	1-1	1.000	1-2	.500	1	0	1	0.8	0	1	1	0	0	6	1.9
Fresno St.	01/25/2025		03:21	0-0	.000	0-0	.000	0-0	.000	0	0	0	0.7	0	1	1	0	0	0	1.7
at Boise St.	01/28/2025		00:29	0-0	.000	0-0	.000	0-0	.000	0	0	0	0.7	1	0	0	0	0	0	1.6
Totals		0	49:36	8-10	.800	1-1	1.000	2-4	.500	3	5	8	0.7	5	3	6	1	1	19	1.6

TOP PERFORMANCES

Points	Season	6, Utah St. (1/21)
	MW	6, Utah St. (1/21)
	Career	17, LIU (2/24/24)
FGM	Season	2, 3x, last: Utah St. (1/21)
	MW	2, Utah St. (1/21)
	Career	7, LIU (2/24/24)
FGA	Season	3, Utah St. (1/21)
	MW	3, Utah St. (1/21)
	Career	12, Saint Elizabeth (12/30/23)
3PT FGM	Season	1, Utah St. (1/21)
	MW	1, Utah St. (1/21)
	Career	1, 4x, last: Utah St. (1/21)
3PT FGA	Season	1, Utah St. (1/21)
	MW	1, Utah St. (1/21)
	Career	3, Saint Elizabeth (12/30/23)
FTM	Season	1, 2x, last: Utah St. (1/21)
	MW	1, Utah St. (1/21)
	Career	7, 2x, last: Sacred Heart (1/21/24)
FTA	Season	2, 2x, last: Utah St. (1/21)
	MW	2, Utah St. (1/21)
	Career	11, Sacred Heart (1/21/24)
Reb.	Season	3, Western N.M. (11/15)
	MW	2, Colorado St. (1/18)
	Career	6, Saint Peter's (12/6/23)
Asts.	Season	1, 3x, last: Fresno St. (1/25)
	MW	1, 2x, last: Fresno St. (1/25)
	Career	3, 3x, last: FDU (3/2/24)
Blocks	Season	1, NAU (11/4)
	MW	
	Career	2, Stonehill (2/3/24)
Steals	Season	1, Western N.M. (11/15)
	MW	
	Career	3, 3x, last: FDU (3/2/24)
TO	Season	0, 5x, last: Boise St. (1/28)
	MW	0, 2x, last: Boise St. (1/28)
	Career	0, 11x
Min.	Season	9, Utah St. (1/21)
	MW	9, Utah St. (1/21)
	Career	27, 2x, last: Saint Peter's (12/6/23)


PRODUCTION TRACKER

2024-25 Career

Double-Double	
Scored 10+ pts	4
Scored 20+ pts	
10+ reb	
3+ 3-pt	

CAREER STATISTICS

				Field Goals		3-Point		F-Throws		Rebounds											Scoring	
SEASON	TEAM	GP-GS	MIN/AVG	FG-FGA	FG%	3FG-3FGA	3FG%	FT-FTA	FT%	OFF	DEF	TOT	AVG	PF-FO	A	TO	BLK	STL	PTS	AVG		
2023-24	WC	28-1	462/16.5	56-137	.409	3-18	.167	54-69	.783	16	38	54	1.9	61-1	23	48	11	22	169	6.0		
2024-25	UNM	12-0	50/4.1	8-10	.800	1-1	1.000	2-4	.500	3	5	8	0.7	5-0	3	6	1	1	19	1.6		
TOTAL FOR UNM		12-0	50/4.1	8-10	.800	1-1	1.000	2-4	.500	3	5	8	0.7	5-0	3	6	1	1	19	1.6		
TOTAL		40-1	512/12.8	64-147	.435	4-19	.211	56-73	.767	19	43	62	1.6	66-1	26	54	12	23	188	4.7		



REZA PO
 G | 5-2 | FR | San Bruno, Calif. (Sacred Heart Cathedral)

PPG	FG %	3PT %	FT %	RPG	APG	SPG	BPG	MPG
2.9	.371	.357	.667	1.5	1.3	0.3	0.1	10.9

NOTEWORTHY

- Named West Coast Athletic League honorable mention her sophomore season and following her junior season, was named to the West Coast Athletic League first team and the San Francisco Chronicle Women's Basketball Player of the Year
- Averaged 12.2 points per game, 4.0 rebounds per game, 3.8 assists per game, 1.6 steals per game, while drawing 0.4 charges per game as a junior
- Majoring in criminology

TOP PERFORMANCES

Points	Season	6, 2x, last: N. Texas (12/1)
	MW	3, Fresno St. (1/25)
	Career	6, 2x, last: N. Texas (12/1)
FGM	Season	2, 4x, last: N. Texas (12/1)
	MW	1, Fresno St. (1/25)
	Career	2, 4x, last: N. Texas (12/1)
FGA	Season	6, 2x, last: SCSU (11/20)
	MW	1, 2x, last: Fresno St. (1/25)
	Career	6, 2x, last: SCSU (11/20)
3PT FGM	Season	2, South Carolina St. (11/20)
	MW	
	Career	2, South Carolina St. (11/20)
3PT FGA	Season	5, South Carolina St. (11/20)
	MW	
	Career	5, South Carolina St. (11/20)
FTM	Season	4, Morehead St. (11/7)
	MW	1, Fresno St. (1/25)
	Career	4, Morehead St. (11/7)
FTA	Season	5, Texas Tech (11/12)
	MW	2, Fresno St. (1/25)
	Career	5, Texas Tech (11/12)
Reb.	Season	4, Texas Tech (11/12)
	MW	2, Nevada (1/1)
	Career	4, Texas Tech (11/12)
Asts.	Season	5, Western N.M. (11/15)
	MW	
	Career	5, Western N.M. (11/15)
Blocks	Season	1, 2x, last: MSU (11/7)
	MW	
	Career	1, 2x, last: MSU (11/7)
Steals	Season	2, Pepperdine (12/15)
	MW	
	Career	2, Pepperdine (12/15)
TO	Season	0, 6x, last: Fresno St. (1/25)
	MW	0, Fresno St. (1/25)
	Career	0, 6x, last: Fresno St. (1/25)
Min.	Season	23, Texas Tech (11/12)
	MW	7, Air Force (12/29)
	Career	23, Texas Tech (11/12)

GAME-BY-GAME STATISTICS

Opponent	Date	GS	MIN	Total		3-Pointers		Free throws		Rebounds											
				FG-FGA	PCT	3FG-3FGA	PCT	FT-FTA	PCT	OFF	DEF	TOT	AVG	PF	A	TO	BLK	STL	PTS	AVG	
Northern Ariz.	11/04/2024		15:13	2-5	.400	1-2	.500	0-0	.000	0	1	1	1.0	1	2	0	1	1	5	5.0	
Morehead St.	11/07/2024		13:45	0-1	.000	0-0	.000	4-4	1.000	0	1	1	1.0	2	3	1	1	0	4	4.5	
at Texas Tech	11/12/2024		23:10	1-3	.333	0-0	.000	2-5	.400	0	4	4	2.0	0	0	1	0	1	4	4.3	
Western N.M.	11/15/2024		17:26	2-6	.333	1-4	.250	0-0	.000	0	2	2	2.0	0	5	0	0	0	5	4.5	
South Carolina St.	11/20/2024		17:01	2-6	.333	2-5	.400	0-0	.000	0	2	2	2.0	0	3	1	0	0	6	4.8	
Gonzaga	11/24/2024		04:42	0-1	.000	0-0	.000	0-0	.000	0	0	0	1.7	0	2	0	0	0	0	4.0	
UC Irvine	11/27/2024		11:12	1-3	.333	0-1	.000	0-0	.000	0	3	3	1.9	0	0	2	0	0	2	3.7	
North Texas	12/01/2024		17:55	2-5	.400	1-2	.500	1-2	.500	0	3	3	2.0	1	3	3	0	0	6	4.0	
New Mexico St.	12/06/2024		06:12	1-1	1.000	0-0	.000	1-2	.500	0	2	2	2.0	0	1	0	0	0	3	3.9	
at New Mexico St.	12/08/2024		04:08	0-0	.000	0-0	.000	0-0	.000	0	0	0	1.8	1	0	3	0	0	0	3.5	
Pepperdine	12/15/2024		11:25	1-1	1.000	0-0	.000	1-1	1.000	0	1	1	1.7	0	1	0	0	2	3	3.5	
Sacramento St.	12/19/2024		06:43	0-1	.000	0-0	.000	2-2	1.000	0	0	0	1.6	1	0	1	0	0	2	3.3	
at Air Force	12/29/2024		07:03	0-0	.000	0-0	.000	0-0	.000	0	0	0	1.5	0	0	1	0	0	0	3.1	
Nevada	01/01/2025		03:38	0-1	.000	0-0	.000	0-0	.000	0	2	2	1.5	0	0	1	0	0	0	2.9	
Fresno St.	01/25/2025		04:18	1-1	1.000	0-0	.000	1-2	.500	0	1	1	1.5	0	0	0	0	0	3	2.9	
Totals		0	163:51	13-35	.371	5-14	.357	12-18	.667	0	22	22	1.5	6	20	14	2	4	43	2.9	

PRODUCTION TRACKER

2024-25 Career

Double-Double

Scored 10+ pts


Scored 20+ pts

10+ reb

3+ 3-pt

CAREER STATISTICS

				Field Goals		3-Point		F-Throws		Rebounds										Scoring	
SEASON	TEAM	GP-GS	MIN/AVG	FG-FGA	FG%	3FG-3FGA	3FG%	FT-FTA	FT%	OFF	DEF	TOT	AVG	PF-FO	A	TO	BLK	STL	PTS	AVG	
2024-25	UNM	15-0	164/10.9	13-35	.371	5-14	.357	12-18	.667	0	22	22	1.5	6-0	20	14	2	4	43	2.9	
TOTAL		15-0	164/10.9	13-35	.371	5-14	.357	12-18	.667	0	22	22	1.5	6-0	20	14	2	4	43	2.9	



24 AMHYIA MORELAND
F | 6-1 | SR | Charlotte, N.C. (San José State)

PPG	FG %	3PT %	FT %	RPG	APG	SPG	BPG	MPG
5.5	.573	.000	.647	4.3	0.5	0.8	1.4	13.4

NOTEWORTHY

- First Lobo to have 6 blocks in a game since 2019
- At least 1 steal in 11 games with 4 against ACU; 10 games with multiple blocks
- Fourth in MW in blocks and fourth in blocks per game
- 67th in the NCAA in blocks, 90th in blocks per game
- Played the last 2 seasons at San José State and 1 year at Old Dominion
- Started in 25 games while playing in 30 last season
- Averaged 11.6 points per game, shooting 54.0% from the floor and 42.9% from behind the arc
- Made a team-high 148 field goals and scored a team-high 347 points
- Produced 20 double-digit games with a season-high 26 points against Bethesda on 13-17 shooting
- Majoring in psychology

GAME-BY-GAME STATISTICS

Opponent	Date	GS	MIN	Total		3-Pointers		Free throws		Rebounds										
				FG-FGA	PCT	3FG-3FGA	PCT	FT-FTA	PCT	OFF	DEF	TOT	AVG	PF	A	TO	BLK	STL	PTS	AVG
Northern Ariz.	11/04/2024		13:09	2-6	.333	0-0	.000	1-1	1.000	4	3	7	7.0	3	0	1	1	0	5	5.0
Morehead St.	11/07/2024		08:12	0-1	.000	0-0	.000	0-0	.000	1	3	4	5.5	3	0	3	1	0	0	2.5
at Texas Tech	11/12/2024		15:31	1-2	.500	0-1	.000	3-5	.600	3	5	8	6.3	5	0	0	0	1	5	3.3
Western N.M.	11/15/2024		17:23	2-6	.333	0-0	.000	1-2	.500	3	1	4	5.8	1	0	1	2	1	5	3.8
South Carolina St.	11/20/2024		17:48	6-7	.857	0-0	.000	0-0	.000	1	5	6	5.8	2	1	0	6	1	12	5.4
Gonzaga	11/24/2024		21:53	2-5	.400	0-0	.000	2-2	1.000	2	2	4	5.5	2	0	1	0	1	6	5.5
UC Irvine	11/27/2024		09:11	2-3	.667	0-0	.000	0-0	.000	0	0	0	4.7	3	1	1	0	1	4	5.3
North Texas	12/01/2024		16:40	4-6	.667	0-0	.000	2-3	.667	3	3	6	4.9	1	1	0	2	3	10	5.9
New Mexico St.	12/06/2024		10:32	2-4	.500	0-0	.000	0-2	.000	1	1	2	4.6	4	0	3	1	1	4	5.7
at New Mexico St.	12/08/2024		00:48	0-0	.000	0-0	.000	0-0	.000	0	0	0	4.1	2	0	1	0	0	0	5.1
Pepperdine	12/15/2024		17:36	5-8	.625	0-0	.000	2-4	.500	3	3	6	4.3	4	0	2	2	1	12	5.7
Sacramento St.	12/19/2024		14:49	3-6	.500	0-0	.000	1-1	1.000	4	2	6	4.4	2	1	1	3	0	7	5.8
Abilene Christian	12/21/2024		23:12	4-6	.667	0-0	.000	1-2	.500	6	4	10	4.8	3	2	2	2	4	9	6.1
at Air Force	12/29/2024	*	08:04	1-2	.500	0-0	.000	0-0	.000	0	1	1	4.6	5	2	1	1	0	2	5.8
Nevada	01/01/2025	*	15:22	4-7	.571	0-0	.000	2-2	1.000	4	2	6	4.7	4	0	2	2	0	10	6.1
at San Diego St.	01/04/2025		12:22	2-3	.667	0-0	.000	0-0	.000	1	1	2	4.5	1	1	1	0	0	4	5.9
Wyoming	01/08/2025	*	19:56	4-5	.800	0-0	.000	0-0	.000	2	2	4	4.5	2	1	1	3	0	8	6.1
UNLV	01/12/2025	*	11:47	2-4	.500	0-0	.000	0-0	.000	1	1	2	4.3	3	0	0	1	0	4	5.9
at Colorado St.	01/18/2025		06:47	1-1	1.000	0-0	.000	2-2	1.000	1	0	1	4.2	4	0	0	0	0	4	5.8
at Utah St.	01/21/2025		12:59	3-4	.750	0-0	.000	2-4	.500	2	4	6	4.3	2	0	3	0	2	8	6.0
Fresno St.	01/25/2025		10:40	1-1	1.000	0-0	.000	2-2	1.000	2	2	4	4.2	2	1	0	2	1	4	5.9
at Boise St.	01/28/2025		09:24	0-0	.000	0-0	.000	0-0	.000	0	3	3	4.2	2	1	1	1	1	0	5.6
San Diego St.	02/01/2025		13:04	1-3	.333	0-0	.000	0-0	.000	0	5	5	4.2	4	0	0	1	0	2	5.4
Colorado St.	02/04/2025		14:56	3-6	.500	0-1	.000	1-2	.500	1	4	5	4.3	2	0	1	2	0	7	5.5
Totals		4	322:04	55-96	.573	0-2	.000	22-34	.647	45	57	102	4.3	66	12	26	33	18	132	5.5

TOP PERFORMANCES

Points	Season	12, 2x, last: Pepp. (12/15)
	MW	19, New Mexico (2/14/24)
	Career	26, Bethesda (CA) (11/27/23)
FGM	Season	6, South Carolina St. (11/20)
	MW	8, 3x, last: Utah St. (2/21/24)
	Career	13, Bethesda (CA) (11/27/23)
FGA	Season	8, Pepperdine (12/15)
	MW	18, Utah St. (2/21/24)
	Career	18, Utah St. (2/21/24)
3PT FGM	Season	
	MW	1, 3x
	Career	1, 4x
3PT FGA	Season	1, 2x, last: CSU (2/4)
	MW	2, Wyoming (2/28/24)
	Career	2, Wyoming (2/28/24)
FTM	Season	3, Texas Tech (11/12)
	MW	6, Nevada (1/26/23)
	Career	6, Nevada (1/26/23)
FTA	Season	5, Texas Tech (11/12)
	MW	8, Nevada (1/26/23)
	Career	8, Nevada (1/26/23)
Reb.	Season	10, ACU (12/21)
	MW	13, Colorado St. (1/2/24)
	Career	13, Colorado St. (1/2/24)
Asts.	Season	2, 2x, last: Air Force (12/29)
	MW	5, Colorado St. (3/2/24)
	Career	5, Colorado St. (3/2/24)
Blocks	Season	6, South Carolina St. (11/20)
	MW	4, San Diego St. (1/20/24)
	Career	6, South Carolina St. (11/20)
Steals	Season	4, ACU (12/21)
	MW	3, San Diego St. (1/20/24)
	Career	4, ACU (12/21)
TO	Season	0, 7x, last: SDSU (2/1)
	MW	0, 9x
	Career	0, 25x
Min.	Season	23, ACU (12/21)
	MW	38, Fresno St. (1/3/24)
	Career	38, Fresno St. (1/3/24)

PRODUCTION TRACKER

2024-25 Career

Double-Double		3
Scored 10+ pts	4	28
Scored 20+ pts		1
10+ reb	1	4
3+ 3-pt		

CAREER STATISTICS

				Field Goals		3-Point		F-Throws		Rebounds									Scoring	
SEASON	TEAM	GP-GS	MIN/AVG	FG-FGA	FG%	3FG-3FGA	3FG%	FT-FTA	FT%	OFF	DEF	TOT	AVG	PF-FO	A	TO	BLK	STL	PTS	AVG
2021-22	ODU	19-0	117/6.1	10-26	.385	0-0	.000	7-15	.467	16	21	37	1.9	27-0	3	18	10	5	27	1.4
2022-23	SJSU	30-10	509/17.0	59-144	.410	1-1	1.000	40-58	.690	52	62	114	3.8	109-6	7	55	24	22	159	5.3
2023-24	SJSU	30-25	645/21.5	148-274	.540	3-7	.429	48-77	.623	86	91	177	5.9	102-3	24	63	42	25	347	11.6
2024-25	UNM	24-4	322/13.4	55-96	.573	0-2	.000	22-34	.647	45	57	102	4.3	66-2	12	26	33	18	132	5.5
TOTAL FOR UNM		24-4	322/13.4	55-96	.573	0-2	.000	22-34	.647	45	57	102	4.3	66-2	12	26	33	18	132	5.5
TOTAL		103-39	1592/15.5	272-540	.504	4-10	.400	117-184	.636	199	231	430	4.2	304-11	46	162	109	70	665	6.5

33

VIANÈ CUMBER
 G | 5-11 | SR | Albuquerque, N.M. (Sandia HS)



PPG	FG %	3PT %	FT %	RPG	APG	SPG	BPG	MPG
16.0	.426	.372	.929	6.1	1.7	0.9	0.1	33.5

NOTEWORTHY

- Selected to the Preseason MW Team
- Leads MW in free throw %, in 3-pointers/game, in 3-pointers and 3-point FG %, 6th in FG %, 6th in scoring
- At least 1 three-pointer in 55 of the last 59 games she's played in
- Became the 27th Lobo to reach 1000-career points at CSU on Jan. 18; 2nd all-time in career three-pointers
- Made 55 consecutive free throws, setting the program record (was 35 done in 2006). Ended at CSU on Jan. 18
- 8th in the NCAA in free throw %, 12th in 3-pointers, 27th in 3-pointers/game, 66th in points
- MW Freshman of the Week Nov. 15, 2021
- Scored in double figures in 17 games, 4x with 20+ points last season; 21 games with 20+ points 6x this season
- 8 three-pointers against Montana State tied for the third-most in a game in program history and was the seventh time a player historically has made eight or more three-pointers in a game.
- Averaged 22.9 minutes per game, 9.2 points per game, 2.9 rebounds per game, 0.9 assists per game, 0.5 steals per game her sophomore season
- 2019-20 and 2020-21 New Mexico Gatorade Girls Basketball Player of the Year
- Twice named MaxPreps New Mexico High School Girls Basketball Player of the Year
- Named the best high school basketball player in New Mexico by MaxPreps
- Averaged 26.5 points, 9.3 rebounds, 2.2 assists and 1.5 steals her senior season and 22.4 points, 10.6 rebounds, 2.5 assists and 3.3 steals as a junior
- Led her team to a pair of district championships in 2018 and 2019
- Majoring in psychology

GAME-BY-GAME STATISTICS

Opponent	Date	GS	MIN	Total		3-Pointers		Free throws		Rebounds				PF	A	TO	BLK	STL	PTS	AVG
				FG-FGA	PCT	3FG-3FGA	PCT	FT-FTA	PCT	OFF	DEF	TOT	AVG							
Northern Ariz.	11/04/2024	*	32:13	4-10	.400	2-4	.500	4-5	.800	0	8	8	8.0	2	0	0	0	1	14	14.0
Morehead St.	11/07/2024	*	30:23	8-15	.533	7-12	.583	0-0	.000	2	10	12	10.0	0	3	3	0	2	23	18.5
at Texas Tech	11/12/2024	*	35:26	3-9	.333	2-6	.333	2-2	1.000	0	3	3	7.7	3	2	2	1	0	10	15.7
Western N.M.	11/15/2024	*	21:30	5-9	.556	1-4	.250	2-2	1.000	1	1	2	6.3	0	1	0	0	1	13	15.0
South Carolina St.	11/20/2024	*	21:09	5-13	.385	3-9	.333	0-0	.000	1	2	3	5.6	2	3	3	0	1	13	14.6
Gonzaga	11/24/2024	*	37:26	6-13	.462	4-10	.400	0-0	.000	0	2	2	5.0	3	2	1	0	4	16	14.8
UC Irvine	11/27/2024	*	37:10	5-16	.313	1-9	.111	4-4	1.000	1	9	10	5.7	3	3	2	0	0	15	14.9
North Texas	12/01/2024	*	35:06	7-13	.538	3-9	.333	2-2	1.000	0	6	6	5.8	3	1	1	0	0	19	15.4
New Mexico St.	12/06/2024	*	31:53	5-9	.556	1-4	.250	7-7	1.000	0	6	6	5.8	4	2	0	0	1	18	15.7
at New Mexico St.	12/08/2024	*	38:19	3-9	.333	1-5	.200	4-4	1.000	0	9	9	6.1	1	1	3	0	0	11	15.2
Pepperdine	12/15/2024	*	29:08	5-14	.357	2-7	.286	0-0	.000	5	4	9	6.4	1	3	2	0	2	12	14.9
Sacramento St.	12/19/2024	*	37:57	9-13	.692	5-8	.625	2-2	1.000	0	8	8	6.5	3	3	4	0	1	25	15.8
Abilene Christian	12/21/2024	*	35:26	6-14	.429	3-8	.375	3-3	1.000	0	8	8	6.6	4	1	2	0	1	18	15.9
at Air Force	12/29/2024	*	36:35	6-15	.400	4-9	.444	4-4	1.000	1	7	8	6.7	1	1	6	0	0	20	16.2
Nevada	01/01/2025	*	37:14	5-13	.385	1-6	.167	6-6	1.000	0	5	5	6.6	2	1	4	0	0	17	16.3
at San Diego St.	01/04/2025	*	31:32	3-11	.273	0-3	.000	6-6	1.000	2	6	8	6.7	2	0	1	0	3	12	16.0
Wyoming	01/08/2025	*	34:50	6-12	.500	2-3	.667	2-2	1.000	0	4	4	6.5	0	1	0	0	2	16	16.0
UNLV	01/12/2025	*	30:50	2-8	.250	1-2	.500	0-0	.000	2	1	3	6.3	5	1	1	0	1	5	15.4
at Colorado St.	01/18/2025	*	36:49	7-16	.438	3-7	.429	8-9	.889	1	10	11	6.6	1	1	3	1	0	25	15.9
at Utah St.	01/21/2025	*	37:33	8-18	.444	5-14	.357	4-4	1.000	1	3	4	6.5	1	6	1	0	0	25	16.4
Fresno St.	01/25/2025	*	32:20	7-15	.467	4-11	.364	1-2	.500	1	2	3	6.3	3	2	0	0	1	19	16.5
at Boise St.	01/28/2025	*	34:07	7-14	.500	6-11	.545	3-4	.750	0	3	3	6.1	1	1	2	1	0	23	16.8
San Diego St.	02/01/2025	*	36:26	3-13	.231	1-7	.143	1-2	.500	0	3	3	6.0	1	0	0	0	1	8	16.4
Colorado St.	02/04/2025	*	33:16	2-6	.333	2-4	.500	0-0	.000	1	7	8	6.1	1	2	1	0	0	6	16.0
Totals			24 804:39	127-298	.426	64-172	.372	65-70	.929	19	127	146	6.1	47	41	42	3	22	383	16.0

TOP PERFORMANCES

Points	Season	25, 3x, last: Utah St. (1/21)
	MW	25, 2x, last: Utah St. (1/21)
	Career	25, 3x, last: Utah St. (1/21)
FGM	Season	9, Sacramento St. (12/19)
	MW	8, 3x, last: Utah St. (1/21)
	Career	9, 2x, last: Sac. St. (12/19)
FGA	Season	18, Utah St. (1/21)
	MW	22, Utah State (1/10)
	Career	22, Utah State (1/10)
3PT FGM	Season	7, Morehead St. (11/7)
	MW	6, 2x, last: Boise St. (1/28)
	Career	8, Montana St. (11/23/23)
3PT FGA	Season	14, Utah St. (1/21)
	MW	14, Utah St. (1/21)
	Career	15, Montana State (11/23)
FTM	Season	8, Colorado St. (1/18)
	MW	8, Colorado St. (1/18)
	Career	8, Colorado St. (1/18)
FTA	Season	9, Colorado St. (1/18)
	MW	9, Colorado St. (1/18)
	Career	9, Colorado St. (1/18)
Reb.	Season	12, Morehead St. (11/7)
	MW	11, 3x, last: CSU (1/18)
	Career	14, Eastern Illinois (11/28)
Asts.	Season	6, Utah St. (1/21)
	MW	6, Utah St. (1/21)
	Career	6, Utah St. (1/21)
Blocks	Season	1, 3x, last: Boise St. (1/28)
	MW	1, 9x
	Career	1, 12x
Steals	Season	4, Gonzaga (11/24)
	MW	3, San Diego State (1/4)
	Career	4, 2x, last: Gonzaga (11/24)
TO	Season	0, 6x, last: SDSU (2/1)
	MW	0, 24x
	Career	0, 40x
Min.	Season	38, NMSU (12/8)
	MW	40, Boise St. (2/21)
	Career	43, Eastern Illinois (11/28)

PRODUCTION TRACKER

	2024-25	Career
Double-Double	3	6
Scored 10+ pts	21	57
Scored 20+ pts	6	12
10+ reb	3	6
3+ 3-pt	11	35

CAREER STATISTICS

				Field Goals		3-Point		F-Throws		Rebounds										Scoring	
SEASON	TEAM	GP-GS	MIN/AVG	FG-FGA	FG%	3FG-3FGA	3FG%	FT-FTA	FT%	OFF	DEF	TOT	AVG	PF-FO	A	TO	BLK	STL	PTS	AVG	
2021-22	UNM	18-1	198/11.0	25-62	.403	15-45	.333	2-2	1.000	4	25	29	1.6	6-0	5	10	1	5	67	3.7	
2022-23	UNM	33-15	757/22.9	107-249	.430	73-180	.406	18-22	.818	5	90	95	2.9	39-0	30	32	3	17	305	9.2	
2023-24	UNM	29-29	975/33.6	119-331	.360	70-214	.327	22-30	.733	18	157	175	6.0	48-0	39	35	5	22	330	11.4	
2024-25	UNM	24-24	805/33.5	127-298	.426	64-172	.372	65-70	.929	19	127	146	6.1	47-1	41	42	3	22	383	16.0	
TOTAL		104-69	2734/26.3	378-940	.402	222-611	.363	107-124	.863	46	399	445	4.3	140-1	115	119	12	66	1085	10.4	

40

CLARISSA CRAIG

F/C | 6-3 | SR | Cincinnati, Ohio (Cincinnati)



PPG	FG %	3PT %	FT %	RPG	APG	SPG	BPG	MPG
--	--	--	--	--	--	--	--	--

NOTEWORTHY

- Played the last 3 seasons at Cincinnati
- Averaged 4.5 points and 2.2 rebounds per game while averaging 12.7 minutes per game last season
- Finished in double figures in three games, twice against Big 12 opponents with 13 points at Oklahoma behind 5-7 shooting and again with 12 points at UCF that included 4-4 shooting from the floor
- Majoring in liberal arts and integrative studies

GAME-BY-GAME STATISTICS

TOP PERFORMANCES

Points	Season	
	MW	
FGM	Season	
	MW	
FGA	Season	
	MW	
3PT FGM	Season	
	MW	
3PT FGA	Season	
	MW	
FTM	Season	
	MW	
FTA	Season	
	MW	
Reb.	Season	
	MW	
Asts.	Season	
	MW	
Blocks	Season	
	MW	
Steals	Season	
	MW	
TO	Season	
	MW	
Min.	Season	
	MW	

PRODUCTION TRACKER

	2024-25	Career
Double-Double		1
Scored 10+ pts		13
Scored 20+ pts		
10+ reb		1
3+ 3-pt		

CAREER STATISTICS

				Field Goals		3-Point		F-Throws		Rebounds										Scoring	
SEASON	TEAM	GP-GS	MIN/AVG	FG-FGA	FG%	3FG-3FGA	3FG%	FT-FTA	FT%	OFF	DEF	TOT	AVG	PF-FO	A	TO	BLK	STL	PTS	AVG	
2021-22	UC	28-1	332/11.9	35-88	.398	0-0	.000	20-29	.690	18	24	42	1.5	52-0	5	30	5	6	90	3.2	
2022-23	UC	28-17	573/20.5	69-122	.566	0-2	.000	50-65	.769	46	51	97	3.5	79-4	8	48	15	11	188	6.7	
2023-24	UC	21-0	267/12.7	30-60	.500	0-1	.000	35-45	.778	17	30	47	2.2	48-0	4	24	2	8	95	4.5	
TOTAL FOR UNM		0-0	0/0.0	0-0	.000	0-0	.000	0-0	.000	0	0	0	0.0	0-0	0	0	0	0	0	0.0	
TOTAL		77-18	1172/15.2	134-270	.496	0-3	.000	105-139	.755	81	105	186	2.4	179-4	17	102	22	25	373	4.8	

45

LILLI HAKKARAINEN

G | 5-7 | FR | Kotka, Finland (Mäkelänrinne Upper Secondary School)



PPG	FG %	3PT %	FT %	RPG	APG	SPG	BPG	MPG
0.8	.200	.333	--	0.5	0.0	0.3	0.0	3.5

NOTEWORTHY

- Played on the Finland National Team at the FIBA U20 Women's EuroBasket over the summer
- Spent past two seasons with HBA-Märsky (Helsinki Basketball Academy) in the Naisten Korisliiga, the highest tier league in Finland
- In the 2022-2023 season, was a vice-captain in 2022-23 and captain in 2023-24
- Averaged 11.0 ppg, 5.2 rpg and 1.8 apg and 25:41 minutes per game...
- Won the women's Finnish Championship and the Finnish Cup with Peli-Karhut in 2021-22
- Played 37 games with the Youth Finnish National Team
- Majoring in pharmacy
- Speaks Finnish and Swedish

GAME-BY-GAME STATISTICS

Opponent	Date	GS	MIN	Total		3-Pointers		Free throws		Rebounds											
				FG-FGA	PCT	3FG-3FGA	PCT	FT-FTA	PCT	OFF	DEF	TOT	AVG	PF	A	TO	BLK	STL	PTS	AVG	
Western N.M.	11/15/2024		04:59	0-1	.000	0-0	.000	0-0	.000	0	0	0	0.0	0	0	0	0	0	0	0.0	
South Carolina St.	11/20/2024		05:14	1-3	.333	1-3	.333	0-0	.000	1	0	1	0.5	0	0	0	0	0	3	1.5	
Pepperdine	12/15/2024		01:30	0-0	.000	0-0	.000	0-0	.000	0	0	0	0.3	0	0	0	0	0	0	1.0	
Nevada	01/01/2025		02:25	0-1	.000	0-0	.000	0-0	.000	1	0	1	0.5	0	0	0	0	1	0	0.8	
Totals		0	14:08	1-5	.200	1-3	.333	0-0	.000	2	0	2	0.5	0	0	0	0	1	3	0.8	

TOP PERFORMANCES

Points	Season	3, South Carolina St. (11/20)
	MW	
	Career	3, South Carolina St. (11/20)
FGM	Season	1, South Carolina St. (11/20)
	MW	
	Career	1, South Carolina St. (11/20)
FGA	Season	3, South Carolina St. (11/20)
	MW	1, Nevada (1/1)
	Career	3, South Carolina St. (11/20)
3PT FGM	Season	1, South Carolina St. (11/20)
	MW	
	Career	1, South Carolina St. (11/20)
3PT FGA	Season	3, South Carolina St. (11/20)
	MW	
	Career	3, South Carolina St. (11/20)
FTM	Season	
	MW	
	Career	
FTA	Season	
	MW	
	Career	
Reb.	Season	1, 2x, last: Nevada (1/1)
	MW	1, Nevada (1/1)
	Career	1, 2x, last: Nevada (1/1)
Asts.	Season	
	MW	
	Career	
Blocks	Season	
	MW	
	Career	
Steals	Season	1, Nevada (1/1)
	MW	1, Nevada (1/1)
	Career	1, Nevada (1/1)
TO	Season	0, 4x, last: Nevada (1/1)
	MW	0, Nevada (1/1)
	Career	0, 4x, last: Nevada (1/1)
Min.	Season	5, South Carolina St. (11/20)
	MW	2, Nevada (1/1)
	Career	5, South Carolina St. (11/20)

PRODUCTION TRACKER

2024-25 Career

- Double-Double
- Scored 10+ pts
- Scored 20+ pts
- 10+ reb
- 3+ 3-pt

CAREER STATISTICS

				Field Goals		3-Point		F-Throws		Rebounds										Scoring	
SEASON	TEAM	GP-GS	MIN	AVG	FG-FGA	FG%	3FG-3FGA	3FG%	FT-FTA	FT%	OFF	DEF	TOT	AVG	PF-FO	A	TO	BLK	STL	PTS	AVG
2024-25	UNM	4-0	14	3.5	1-5	.200	1-3	.333	0-0	.000	2	0	2	0.5	0-0	0	0	0	1	3	0.8
TOTAL		4-0	14	3.5	1-5	.200	1-3	.333	0-0	.000	2	0	2	0.5	0-0	0	0	0	1	3	0.8

SEASON STATS

Game Records

Record	Overall	Home	Away	Neutral
ALL GAMES	13-11	9-8	4-3	0-0
CONFERENCE	6-5	2-4	4-1	0-0
NON-CONFERENCE	7-6	7-4	0-2	0-0

Score by Periods

Team	1st	2nd	3rd	4th	OT	TOT
New Mexico	478	382	441	420	0	1721
Opponents	387	362	419	466	0	1634

Team Box Score

No.	Player				Total		3-Point		F-Throw		Rebounds													
		GP-GS	MIN	AVG	FG-FGA	FG%	3FG-3FGA	3FG%	FT-FTA	FT%	OFF	DEF	TOT	AVG	PF	DQ	A	TO	BLK	STL	PTS	AVG		
3	HOOKS, Destinee	24-23	691:39	28.8	154-325	.474	34-102	.333	55-88	.625	22	78	100	4.2	43	0	46	75	8	24	397	16.5		
33	CUMBER, Vianè	24-24	804:39	33.5	127-298	.426	64-172	.372	65-70	.929	19	127	146	6.1	47	1	41	42	3	22	383	16.0		
4	HARGROVE, Alyssa	24-24	738:32	30.8	73-190	.384	27-64	.422	30-39	.769	9	66	75	3.1	62	2	96	71	22	52	203	8.5		
14	JOAQUIM, Hulda	24-20	614:56	25.6	78-140	.557	1-2	.500	27-45	.600	73	97	170	7.1	40	0	20	13	15	20	184	7.7		
13	MAGALHÃES, Joana	24-23	521:44	21.7	56-141	.397	14-52	.269	27-43	.628	5	73	78	3.3	54	2	62	57	2	32	153	6.4		
24	MORELAND, Amhyia	24-4	322:04	13.4	55-96	.573	0-2	.000	22-34	.647	45	57	102	4.3	66	2	12	26	33	18	132	5.5		
5	LANGERMANN, Lara	23-2	457:20	19.9	30-92	.326	12-54	.222	7-8	.875	7	35	42	1.8	36	1	23	29	3	15	79	3.4		
1	MWAMBA, Lydie	12-0	90:06	7.5	12-29	.414	7-17	.412	5-6	.833	7	13	20	1.7	0	0	5	2	3	5	36	3.0		
21	PO, Reza	15-0	163:51	10.9	13-35	.371	5-14	.357	12-18	.667	0	22	22	1.5	6	0	20	14	2	4	43	2.9		
11	PADILLA, Nayli	17-0	169:59	10.0	14-47	.298	7-22	.318	13-17	.765	4	25	29	1.7	10	0	18	13	3	10	48	2.8		
10	LAURO, Paris	22-0	161:25	7.3	17-52	.327	7-30	.233	0-2	.000	10	18	28	1.3	4	0	6	10	3	1	41	1.9		
15	JORDON, Drew	12-0	49:36	4.1	8-10	.800	1-1	1.000	2-4	.500	3	5	8	0.7	5	0	3	6	1	1	19	1.6		
45	HAKKARAINEN, Lilli	4-0	14:08	3.5	1-5	.200	1-3	.333	0-0	.000	2	0	2	0.5	0	0	0	0	0	1	3	0.8		
Team											47	42	89					19						
Total		24	4800		638-1460	.437	180-535	.336	265-374	.709	253	658	911	38.0	373	8	352	377	98	205	1721	71.7		
Opponents		24	4800		590-1450	.407	178-543	.328	276-378	.730	235	606	841	35.0	376	8	367	371	91	191	1634	68.1		

Team Statistics

	UNM	OPP
Scoring	1721	1634
Points per game	71.7	68.1
Scoring margin	+3.6	-
Field goals-att	638-1460	590-1450
Field goal pct	.437	.407
3 point fg-att	180-535	178-543
3-point FG pct	.336	.328
3-pt FG made per game	7.5	7.4
Free throws-att	265-374	276-378
Free throw pct	.709	.730
F-Throws made per game	11.0	11.5
Rebounds	911	841
Rebounds per game	38.0	35.0
Rebounding margin	+2.9	-
Assists	352	367
Assists per game	14.7	15.3
Turnovers	377	371
Turnovers per game	15.7	15.5
Turnover margin	-0.3	-
Assist/turnover ratio	0.9	1.0
Steals	205	191
Steals per game	8.5	8.0
Blocks	98	91
Blocks per game	4.1	3.8
Winning streak	0	-
Home win streak	0	-
Attendance	81098	10746
Home games-Avg/Game	17-4770	7-1535
Neutral site-Avg/Game	-	0-0

Team Results

Date	Opponent		Score	Att.
11/04/2024	Northern Ariz.	L	78-80	5114
11/07/2024	Morehead St.	W	66-56	4372
11/12/2024	at Texas Tech	L	68-75	3690
11/15/2024	Western N.M.	W	85-56	4521
11/20/2024	South Carolina St.	W	80-38	4423
11/24/2024	Gonzaga	L	68-81	4943
11/27/2024	UC Irvine	W	65-62	4669
12/01/2024	North Texas	W	75-58	4489
12/06/2024	New Mexico St.	L	71-81	4880
12/08/2024	at New Mexico St.	L	60-68	547
12/15/2024	Pepperdine	W	82-59	4575
12/19/2024	Sacramento St.	W	69-57	4260
12/21/2024	Abilene Christian	L	69-77	4672
12/29/2024	at Air Force	W	69-63	684
01/01/2025	Nevada	W	70-62	5216
01/04/2025	at San Diego St.	W	68-59	1529
01/08/2025	Wyoming	W	73-67	4470
01/12/2025	UNLV	L	73-88	5767
01/18/2025	at Colorado St.	W	78-74	2338
01/21/2025	at Utah St.	W	101-79	491
01/25/2025	Fresno St.	L	64-77	5127
01/28/2025	at Boise St.	L	80-89	1467
02/01/2025	San Diego St.	L	46-59	5186
02/04/2025	Colorado St.	L	63-69	4414

CONFERENCE STATS

Game Records					Score by Periods						
Record	Overall	Home	Away	Neutral	Team	1st	2nd	3rd	4th	OT	TOT
ALL GAMES	6-5	2-4	4-1	0-0	New Mexico	221	181	204	179	0	785
CONFERENCE	6-5	2-4	4-1	0-0	Opponents	178	195	195	218	0	786
NON-CONFERENCE	0-0	0-0	0-0	0-0							

Team Box Score																								
No.	Player				Total		3-Point		F-Throw		Rebounds													
		GP-GS	MIN	AVG	FG-FGA	FG%	3FG-3FGA	3FG%	FT-FTA	FT%	OFF	DEF	TOT	AVG	PF	DQ	A	TO	BLK	STL	PTS	AVG		
3	HOOKS, Destinee	11-10	331:41	30.2	69-154	.448	18-56	.321	21-32	.656	7	30	37	3.4	19	0	22	26	3	12	177	16.1		
33	CUMBER, Vianè	11-11	381:33	34.7	56-141	.397	29-77	.377	35-39	.897	9	51	60	5.5	18	1	16	19	2	8	176	16.0		
13	MAGALHÃES, Joana	11-11	301:41	27.4	39-99	.394	10-37	.270	24-37	.649	5	48	53	4.8	28	1	29	29	1	17	112	10.2		
4	HARGROVE, Alyssa	11-11	370:59	33.7	33-90	.367	11-28	.393	18-23	.783	5	40	45	4.1	29	1	50	32	9	23	95	8.6		
14	JOAQUIM, Hulda	11-7	304:33	27.7	34-64	.531	1-2	.500	15-27	.556	34	44	78	7.1	19	0	11	1	3	7	84	7.6		
24	MORELAND, Amhyia	11-4	135:20	12.3	22-36	.611	0-1	.000	9-12	.750	14	25	39	3.5	31	1	6	10	13	4	53	4.8		
5	LANGERMANN, Lara	10-1	162:24	16.2	12-33	.364	3-16	.188	3-4	.750	1	14	15	1.5	15	1	5	7	1	6	30	3.0		
11	PADILLA, Nayli	10-0	101:11	10.1	9-29	.310	4-11	.364	3-4	.750	2	16	18	1.8	8	0	9	10	1	4	25	2.5		
10	LAURO, Paris	10-0	65:27	6.5	9-24	.375	4-14	.286	0-0	.000	5	7	12	1.2	1	0	2	4	1	1	22	2.2		
15	JORDON, Drew	5-0	21:46	4.4	3-5	.600	1-1	1.000	1-2	.500	1	2	3	0.6	3	0	2	3	0	0	8	1.6		
21	PO, Reza	3-0	14:59	5.0	1-2	.500	0-0	.000	1-2	.500	0	3	3	1.0	0	0	0	2	0	0	3	1.0		
1	MWAMBA, Lydie	2-0	06:00	3.0	0-1	.000	0-0	.000	0-0	.000	0	1	1	0.5	0	0	0	0	0	0	0	0.0		
45	HAKKARAINEN, Lilli	1-0	02:25	2.4	0-1	.000	0-0	.000	0-0	.000	1	0	1	1.0	0	0	0	0	0	1	0	0.0		
Team											23	18	41					5						
Total		11	2200		287-679	.423	81-243	.333	130-182	.714	107	299	406	36.9	171	5	152	148	34	83	785	71.4		
Opponents		11	2200		282-675	.418	84-250	.336	138-184	.750	105	304	409	37.2	175	3	174	150	41	83	786	71.5		

Team Statistics

	UNM	OPP
Scoring	785	786
Points per game	71.4	71.5
Scoring margin	-0.1	-
Field goals-att	287-679	282-675
Field goal pct	.423	.418
3 point fg-att	81-243	84-250
3-point FG pct	.333	.336
3-pt FG made per game	7.4	7.6
Free throws-att	130-182	138-184
Free throw pct	.714	.750
F-Throws made per game	11.8	12.5
Rebounds	406	409
Rebounds per game	36.9	37.2
Rebounding margin	-0.3	-
Assists	152	174
Assists per game	13.8	15.8
Turnovers	148	150
Turnovers per game	13.5	13.6
Turnover margin	+0.2	-
Assist/turnover ratio	1.0	1.2
Steals	83	83
Steals per game	7.5	7.5
Blocks	34	41
Blocks per game	3.1	3.7
Winning streak	0	-
Home win streak	0	-
Attendance	30180	6509
Home games-Avg/Game	6-5030	5-1302
Neutral site-Avg/Game	-	0-0

Team Results

Date	Opponent		Score	Att.
12/29/2024	at Air Force	W	69-63	684
01/01/2025	Nevada	W	70-62	5216
01/04/2025	at San Diego St.	W	68-59	1529
01/08/2025	Wyoming	W	73-67	4470
01/12/2025	UNLV	L	73-88	5767
01/18/2025	at Colorado St.	W	78-74	2338
01/21/2025	at Utah St.	W	101-79	491
01/25/2025	Fresno St.	L	64-77	5127
01/28/2025	at Boise St.	L	80-89	1467
02/01/2025	San Diego St.	L	46-59	5186
02/04/2025	Colorado St.	L	63-69	4414

LAST WEEK STATS

Game Records

Record	Overall	Home	Away	Neutral
ALL GAMES	0-2	0-1	0-1	0-0
CONFERENCE	0-2	0-1	0-1	0-0
NON-CONFERENCE	0-0	0-0	0-0	0-0

Score by Periods

Team	1st	2nd	3rd	4th	OT	TOT
New Mexico	40	38	27	21	0	126
Opponents	39	34	40	35	0	148

Team Box Score

No.	Player				Total		3-Point		F-Throw		Rebounds													
		GP-GS	MIN	AVG	FG-FGA	FG%	3FG-3FGA	3FG%	FT-FTA	FT%	OFF	DEF	TOT	AVG	PF	DQ	A	TO	BLK	STL	PTS	AVG		
33	CUMBER, Vianè	2-2	70:34	35.3	10-27	.370	7-18	.389	4-6	.667	0	6	6	3.0	2	0	1	2	1	1	31	15.5		
14	JOAQUIM, Hulda	2-2	57:32	28.8	10-15	.667	0-0	.000	2-4	.500	6	11	17	8.5	5	0	2	0	1	0	22	11.0		
3	HOOKS, Destinee	2-2	41:27	20.7	6-25	.240	1-14	.071	5-10	.500	2	3	5	2.5	3	0	3	1	0	2	18	9.0		
11	PADILLA, Nayli	2-0	48:11	24.1	6-17	.353	3-7	.429	2-2	1.000	1	7	8	4.0	3	0	2	4	0	2	17	8.5		
4	HARGROVE, Alyssa	2-2	73:17	36.6	3-15	.200	1-7	.143	5-7	.714	1	4	5	2.5	4	0	6	6	3	2	12	6.0		
13	MAGALHÃES, Joana	2-2	39:47	19.9	3-15	.200	1-7	.143	2-6	.333	0	8	8	4.0	1	0	6	5	0	3	9	4.5		
5	LANGERMANN, Lara	2-0	24:12	12.1	3-9	.333	2-4	.500	0-0	.000	1	0	1	0.5	1	0	1	1	0	2	8	4.0		
10	LAURO, Paris	2-0	18:52	9.4	3-6	.500	1-3	.333	0-0	.000	1	4	5	2.5	0	0	1	1	0	0	7	3.5		
24	MORELAND, Amhyia	2-0	22:28	11.2	1-3	.333	0-0	.000	0-0	.000	0	8	8	4.0	6	0	1	1	2	1	2	1.0		
15	JORDON, Drew	1-0	00:29	0.5	0-0	.000	0-0	.000	0-0	.000	0	0	0	0.0	1	0	0	0	0	0	0	0.0		
1	MWAMBA, Lydie	1-0	03:12	3.2	0-0	.000	0-0	.000	0-0	.000	0	0	0	0.0	0	0	0	0	0	0	0	0.0		
Team											5	5	10											
Total		2	400		45-132	.341	16-60	.267	20-35	.571	17	56	73	36.5	26	0	23	21	7	13	126	63.0		
Opponents		2	400		57-134	.425	14-38	.368	20-26	.769	19	75	94	47.0	31	0	37	24	8	14	148	74.0		

Team Statistics

	UNM	OPP
Scoring	126	148
Points per game	63.0	74.0
Scoring margin	-11.0	-
Field goals-att	45-132	57-134
Field goal pct	.341	.425
3 point fg-att	16-60	14-38
3-point FG pct	.267	.368
3-pt FG made per game	8.0	7.0
Free throws-att	20-35	20-26
Free throw pct	.571	.769
F-Throws made per game	10.0	10.0
Rebounds	73	94
Rebounds per game	36.5	47.0
Rebounding margin	-10.5	-
Assists	23	37
Assists per game	11.5	18.5
Turnovers	21	24
Turnovers per game	10.5	12.0
Turnover margin	+1.5	-
Assist/turnover ratio	1.1	1.5
Steals	13	14
Steals per game	6.5	7.0
Blocks	7	8
Blocks per game	3.5	4.0
Winning streak	0	-
Home win streak	0	-
Attendance	5186	1467
Home games-Avg/Game	1-5186	1-1467
Neutral site-Avg/Game	-	0-0

Team Results

Date	Opponent		Score	Att.
01/28/2025	at Boise St.	L	80-89	1467
02/01/2025	San Diego St.	L	46-59	5186

NEW MEXICO GAME-BY-GAME LEADERS

Date	Opponent		Score	Att.	High Points	High Rebounds
11/04/2024	Northern Ariz.	L	78-80	5114	(21) HOOKS, Destinee	(8) CUMBER, Vianè
11/07/2024	Morehead St.	W	66-56	4372	(23) CUMBER, Vianè	(12) CUMBER, Vianè
11/12/2024	at Texas Tech	L	68-75	3690	(28) HOOKS, Destinee	(8) MORELAND, Amhyia
11/15/2024	Western N.M.	W	85-56	4521	(15) HOOKS, Destinee	(9) JOAQUIM, Hulda
11/20/2024	South Carolina St.	W	80-38	4423	(14) JOAQUIM, Hulda	(10) JOAQUIM, Hulda
11/24/2024	Gonzaga	L	68-81	4943	(24) HOOKS, Destinee	(6) JOAQUIM, Hulda
11/27/2024	UC Irvine	W	65-62	4669	(17) HOOKS, Destinee	(10) CUMBER, Vianè (10) HOOKS, Destinee
12/01/2024	North Texas	W	75-58	4489	(19) CUMBER, Vianè (19) HOOKS, Destinee	(7) JOAQUIM, Hulda
12/06/2024	New Mexico St.	L	71-81	4880	(18) CUMBER, Vianè	(6) CUMBER, Vianè (6) JOAQUIM, Hulda
12/08/2024	at New Mexico St.	L	60-68	547	(27) HOOKS, Destinee	(14) JOAQUIM, Hulda
12/15/2024	Pepperdine	W	82-59	4575	(14) JOAQUIM, Hulda (14) HOOKS, Destinee	(9) CUMBER, Vianè
12/19/2024	Sacramento St.	W	69-57	4260	(25) CUMBER, Vianè	(8) CUMBER, Vianè
12/21/2024	Abilene Christian	L	69-77	4672	(18) CUMBER, Vianè	(10) MORELAND, Amhyia
12/29/2024	at Air Force	W	69-63	684	(20) CUMBER, Vianè	(11) JOAQUIM, Hulda
01/01/2025	Nevada	W	70-62	5216	(18) HOOKS, Destinee	(11) JOAQUIM, Hulda
01/04/2025	at San Diego St.	W	68-59	1529	(18) HOOKS, Destinee	(8) CUMBER, Vianè
01/08/2025	Wyoming	W	73-67	4470	(20) HOOKS, Destinee	(6) JOAQUIM, Hulda
01/12/2025	UNLV	L	73-88	5767	(27) HOOKS, Destinee	(7) MAGALHÃES, Joana
01/18/2025	at Colorado St.	W	78-74	2338	(25) CUMBER, Vianè	(11) CUMBER, Vianè
01/21/2025	at Utah St.	W	101-79	491	(25) CUMBER, Vianè	(10) JOAQUIM, Hulda
01/25/2025	Fresno St.	L	64-77	5127	(19) CUMBER, Vianè	(6) JOAQUIM, Hulda
01/28/2025	at Boise St.	L	80-89	1467	(23) CUMBER, Vianè	(9) JOAQUIM, Hulda
02/01/2025	San Diego St.	L	46-59	5186	(12) PADILLA, Nayli	(8) JOAQUIM, Hulda
02/04/2025	Colorado St.	L	63-69	4414	(16) HOOKS, Destinee	(8) CUMBER, Vianè

NEW MEXICO GAME-BY-GAME POINTS-REBOUNDS-ASSISTS

Opponent	Date	Score	1 MWAMBA,LYD	3 HOOKS,DEST	4 HARGROVE,A	5 LANGERMANN	10 LAURO,PARI	11 PADILLA,NA	13 MAGALHÃES,J	14 JOAQUIM,HU	15 JORDON,DRE	21 PO,REZA	24 MORELAND,A
Northern Ariz.	11/04/2024	78-80 L	DNP	21-6-2	12-6-4	7-2-2	0-2-1	0-3-2	6-2-2	4-7-0	4-0-0	5-1-2	5-7-0
Morehead St.	11/07/2024	66-56 W	8-2-1	6-4-2	11-1-3	2-2-1	0-1-1	0-1-0	0-3-6	12-10-1	0-1-0	4-1-3	0-4-0
at Texas Tech	11/12/2024	68-75 L	DNP	28-3-0	10-3-2	7-3-2	2-1-0	DNP	0-0-0	2-5-0	0-0-0	4-4-0	5-8-0
Western N.M.	11/15/2024	85-56 W	7-2-0	15-3-2	10-0-2	0-2-1	7-4-1	4-0-0	3-2-5	12-9-0	4-3-0	5-2-5	5-4-0
South Carolina St.	11/20/2024	80-38 W	0-6-1	13-1-3	0-4-3	5-2-0	3-3-1	2-1-2	8-1-5	14-10-1	1-1-1	6-2-3	12-6-1
Gonzaga	11/24/2024	68-81 L	4-3-1	24-4-1	5-3-4	7-0-4	0-0-0	DNP	2-2-1	4-6-1	DNP	0-0-2	6-4-0
UC Irvine	11/27/2024	65-62 W	7-2-2	17-10-2	10-1-7	3-3-0	0-0-0	DNP	0-5-2	5-8-1	2-0-0	2-3-0	4-0-1
North Texas	12/01/2024	75-58 W	0-0-0	19-5-2	9-2-5	3-3-3	0-1-0	DNP	0-1-1	9-7-2	DNP	6-3-3	10-6-1
New Mexico St.	12/06/2024	71-81 L	7-0-0	15-4-3	12-0-3	3-4-1	3-0-0	DNP	4-3-3	2-6-1	DNP	3-2-1	4-2-0
at New Mexico St.	12/08/2024	60-68 L	0-2-0	27-10-1	6-4-2	0-1-0	2-2-0	DNP	2-0-0	12-14-0	DNP	0-0-0	0-0-0
Pepperdine	12/15/2024	82-59 W	3-2-0	14-7-3	8-0-7	3-2-1	2-2-0	7-1-1	4-2-3	14-3-0	0-0-0	3-1-1	12-6-0
Sacramento St.	12/19/2024	69-57 W	0-0-0	14-4-2	1-6-2	4-3-1	DNP	1-0-1	9-3-2	6-3-1	DNP	2-0-0	7-6-1
Abilene Christian	12/21/2024	69-77 L	DNP	7-2-1	14-0-2	5-0-2	0-0-0	9-5-3	3-1-3	4-4-1	DNP	DNP	9-10-2
at Air Force	12/29/2024	69-63 W	DNP	15-8-2	5-6-5	DNP	0-1-0	0-2-2	11-5-4	16-11-1	DNP	0-0-0	2-1-2
Nevada	01/01/2025	70-62 W	DNP	18-2-1	9-1-4	0-2-1	DNP	0-0-0	10-6-1	6-11-1	DNP	0-2-0	10-6-0
at San Diego St.	01/04/2025	68-59 W	DNP	18-4-3	12-5-1	6-2-2	5-1-0	0-0-0	5-4-2	6-5-0	DNP	DNP	4-2-1
Wyoming	01/08/2025	73-67 W	0-1-0	20-1-4	2-1-3	7-5-0	3-0-0	0-0-2	8-2-3	9-6-2	DNP	DNP	8-4-1
UNLV	01/12/2025	73-88 L	DNP	27-5-1	13-4-1	2-1-0	4-2-1	0-0-0	16-7-2	2-2-1	0-0-0	DNP	4-2-0
at Colorado St.	01/18/2025	78-74 W	DNP	13-4-2	6-9-6	3-1-1	0-1-0	0-0-0	20-7-1	5-5-1	2-2-0	DNP	4-1-0
at Utah St.	01/21/2025	101-79 W	DNP	15-4-4	20-8-9	2-1-0	0-1-0	DNP	17-6-4	8-10-2	6-1-1	DNP	8-6-0
Fresno St.	01/25/2025	64-77 L	DNP	17-3-1	7-3-7	2-2-0	0-1-0	0-1-1	4-4-3	8-6-1	0-0-1	3-1-0	4-4-1
at Boise St.	01/28/2025	80-89 L	0-0-0	10-2-3	7-2-4	8-0-0	7-3-0	5-1-0	8-6-5	12-9-2	0-0-0	DNP	0-3-1
San Diego St.	02/01/2025	46-59 L	DNP	8-3-0	5-3-2	0-1-1	0-2-1	12-7-2	1-2-1	10-8-0	DNP	DNP	2-5-0
Colorado St.	02/04/2025	63-69 L	DNP	16-1-1	9-3-8	0-0-0	3-0-0	8-7-2	12-4-3	2-5-0	DNP	DNP	7-5-0

Opponent	Date	Score	33 CUMBER,VIA	45 HAKKARAINÉ
Northern Ariz.	11/04/2024	78-80 L	14-8-0	DNP
Morehead St.	11/07/2024	66-56 W	23-12-3	DNP
at Texas Tech	11/12/2024	68-75 L	10-3-2	DNP
Western N.M.	11/15/2024	85-56 W	13-2-1	0-0-0
South Carolina St.	11/20/2024	80-38 W	13-3-3	3-1-0
Gonzaga	11/24/2024	68-81 L	16-2-2	DNP
UC Irvine	11/27/2024	65-62 W	15-10-3	DNP
North Texas	12/01/2024	75-58 W	19-6-1	DNP
New Mexico St.	12/06/2024	71-81 L	18-6-2	DNP
at New Mexico St.	12/08/2024	60-68 L	11-9-1	DNP
Pepperdine	12/15/2024	82-59 W	12-9-3	0-0-0
Sacramento St.	12/19/2024	69-57 W	25-8-3	DNP
Abilene Christian	12/21/2024	69-77 L	18-8-1	DNP
at Air Force	12/29/2024	69-63 W	20-8-1	DNP
Nevada	01/01/2025	70-62 W	17-5-1	0-1-0
at San Diego St.	01/04/2025	68-59 W	12-8-0	DNP
Wyoming	01/08/2025	73-67 W	16-4-1	DNP
UNLV	01/12/2025	73-88 L	5-3-1	DNP
at Colorado St.	01/18/2025	78-74 W	25-11-1	DNP
at Utah St.	01/21/2025	101-79 W	25-4-6	DNP
Fresno St.	01/25/2025	64-77 L	19-3-2	DNP
at Boise St.	01/28/2025	80-89 L	23-3-1	DNP
San Diego St.	02/01/2025	46-59 L	8-3-0	DNP
Colorado St.	02/04/2025	63-69 L	6-8-2	DNP

NEW MEXICO GAME-BY-GAME

			Total		3-Pointers		Free throws		Rebounds										
Opponent	Date	Score	FG-FGA	PCT	3FG-3FGA	PCT	FT-FTA	PCT	OFF	DEF	TOT	AVG	PF	A	TO	BLK	STL	PTS	AVG
Northern Ariz.	11/04/2024	78-80 L	29-65	.446	8-19	.421	12-16	.750	12	36	48	48.0	20	15	18	5	8	78	78.0
Morehead St.	11/07/2024	66-56 W	23-65	.354	11-30	.367	9-10	.900	14	34	48	48.0	13	21	24	10	8	66	72.0
at Texas Tech	11/12/2024	68-75 L	24-51	.471	5-15	.333	15-24	.625	7	25	32	42.7	21	6	17	3	6	68	70.7
Western N.M.	11/15/2024	85-56 W	35-72	.486	7-26	.269	8-15	.533	15	23	38	41.5	5	17	10	6	13	85	74.3
South Carolina St.	11/20/2024	80-38 W	33-65	.508	9-26	.346	5-10	.500	16	27	43	41.8	8	24	14	7	13	80	75.4
Gonzaga	11/24/2024	68-81 L	28-66	.424	7-23	.304	5-6	.833	8	20	28	39.5	12	16	9	3	9	68	74.2
UC Irvine	11/27/2024	65-62 W	24-60	.400	7-26	.269	10-16	.625	14	33	47	40.6	13	18	16	4	3	65	72.9
North Texas	12/01/2024	75-58 W	28-58	.483	8-25	.320	11-14	.786	9	27	36	40.0	17	18	20	6	15	75	73.1
New Mexico St.	12/06/2024	71-81 L	24-57	.421	9-20	.450	14-19	.737	5	22	27	38.6	20	14	16	2	10	71	72.9
at New Mexico St.	12/08/2024	60-68 L	23-52	.442	3-14	.214	11-14	.786	12	31	43	39.0	18	4	26	3	4	60	71.6
Pepperdine	12/15/2024	82-59 W	31-65	.477	9-27	.333	11-19	.579	16	30	46	39.6	14	19	16	4	12	82	72.5
Sacramento St.	12/19/2024	69-57 W	25-48	.521	7-15	.467	12-15	.800	7	28	35	39.3	22	13	22	4	9	69	72.3
Abilene Christian	12/21/2024	69-77 L	24-57	.421	9-26	.346	12-14	.857	11	23	34	38.8	19	15	21	7	12	69	72.0
at Air Force	12/29/2024	69-63 W	25-58	.431	7-21	.333	12-18	.667	10	33	43	39.1	15	17	22	6	11	69	71.8
Nevada	01/01/2025	70-62 W	24-63	.381	4-16	.250	18-22	.818	14	28	42	39.3	15	9	16	4	9	70	71.7
at San Diego St.	01/04/2025	68-59 W	26-59	.441	4-15	.267	12-14	.857	9	25	34	39.0	16	9	14	0	11	68	71.4
Wyoming	01/08/2025	73-67 W	30-66	.455	7-16	.438	6-7	.857	8	21	29	38.4	16	16	7	3	5	73	71.5
UNLV	01/12/2025	73-88 L	25-55	.455	3-14	.214	20-25	.800	9	22	31	38.0	16	7	15	2	6	73	71.6
at Colorado St.	01/18/2025	78-74 W	26-65	.400	10-27	.370	16-22	.727	8	35	43	38.3	24	12	11	2	3	78	71.9
at Utah St.	01/21/2025	101-79 W	36-62	.581	12-27	.444	17-20	.850	12	31	43	38.5	13	26	19	2	12	101	73.4
Fresno St.	01/25/2025	64-77 L	25-59	.424	7-25	.280	7-13	.538	10	20	30	38.1	16	17	9	3	9	64	73.0
at Boise St.	01/28/2025	80-89 L	30-66	.455	13-31	.419	7-16	.438	6	27	33	37.9	13	16	13	2	4	80	73.3
San Diego St.	02/01/2025	46-59 L	15-66	.227	3-29	.103	13-19	.684	11	29	40	38.0	13	7	8	5	9	46	72.1
Colorado St.	02/04/2025	63-69 L	25-60	.417	11-22	.500	2-6	.333	10	28	38	38.0	14	16	14	5	4	63	71.7
Total		1721	638-1460	.437	180-535	.336	265-374	.709	253	658	911	38.0	373	352	377	98	205	1721	71.7
Opponents		1634	590-1450	.407	178-543	.328	276-378	.730	235	606	841	35.0	376	367	371	91	191	1634	68.1

OPPONENT GAME-BY-GAME

			Total		3-Pointers		Free throws		Rebounds										
Opponent	Date	Score	FG-FGA	PCT	3FG-3FGA	PCT	FT-FTA	PCT	OFF	DEF	TOT	AVG	PF	A	TO	BLK	STL	PTS	AVG
Northern Ariz.	11/04/2024	78-80 L	29-72	.403	11-35	.314	11-18	.611	12	24	36	36.0	17	20	14	4	5	80	80.0
Morehead St.	11/07/2024	66-56 W	22-61	.361	7-22	.318	5-7	.714	6	26	32	34.0	20	12	19	5	13	56	68.0
at Texas Tech	11/12/2024	68-75 L	26-66	.394	7-25	.280	16-20	.800	16	25	41	36.3	23	15	13	6	8	75	70.3
Western N.M.	11/15/2024	85-56 W	24-53	.453	6-16	.375	2-5	.400	6	26	32	35.3	19	15	24	6	7	56	66.8
South Carolina St.	11/20/2024	80-38 W	15-51	.294	4-14	.286	4-8	.500	9	18	27	33.6	11	10	22	1	8	38	61.0
Gonzaga	11/24/2024	68-81 L	29-64	.453	10-29	.345	13-14	.929	16	30	46	35.7	8	22	15	6	3	81	64.3
UC Irvine	11/27/2024	65-62 W	22-66	.333	9-29	.310	9-9	1.000	9	24	33	35.3	16	17	8	5	6	62	64.0
North Texas	12/01/2024	75-58 W	22-54	.407	1-12	.083	13-17	.765	7	21	28	34.4	14	12	23	4	12	58	63.3
New Mexico St.	12/06/2024	71-81 L	29-52	.558	8-19	.421	15-24	.625	4	29	33	34.2	14	18	18	1	7	81	65.2
at New Mexico St.	12/08/2024	60-68 L	25-68	.368	6-20	.300	12-15	.800	13	17	30	33.8	13	13	10	1	13	68	65.5
Pepperdine	12/15/2024	82-59 W	21-56	.375	9-25	.360	8-12	.667	6	22	28	33.3	17	13	18	3	6	59	64.9
Sacramento St.	12/19/2024	69-57 W	20-54	.370	5-19	.263	12-20	.600	10	17	27	32.8	14	13	18	3	10	57	64.3
Abilene Christian	12/21/2024	69-77 L	24-58	.414	11-28	.393	18-25	.720	16	23	39	33.2	15	13	19	5	10	77	65.2
at Air Force	12/29/2024	69-63 W	24-69	.348	5-23	.217	10-14	.714	14	25	39	33.6	18	9	17	1	13	63	65.1
Nevada	01/01/2025	70-62 W	22-62	.355	4-14	.286	14-16	.875	11	27	38	33.9	17	12	17	3	10	62	64.9
at San Diego St.	01/04/2025	68-59 W	22-55	.400	7-21	.333	8-15	.533	10	25	35	34.0	16	16	18	5	3	59	64.5
Wyoming	01/08/2025	73-67 W	25-48	.521	6-13	.462	11-15	.733	4	29	33	33.9	14	21	15	6	4	67	64.6
UNLV	01/12/2025	73-88 L	32-68	.471	10-27	.370	14-16	.875	14	22	36	34.1	22	15	10	4	9	88	65.9
at Colorado St.	01/18/2025	78-74 W	20-60	.333	7-28	.250	27-32	.844	7	34	41	34.4	18	12	8	3	7	74	66.4
at Utah St.	01/21/2025	101-79 W	26-67	.388	13-42	.310	14-16	.875	10	15	25	34.0	18	15	17	2	10	79	67.0
Fresno St.	01/25/2025	64-77 L	28-58	.483	12-27	.444	9-15	.600	12	26	38	34.1	13	22	15	2	5	77	67.5
at Boise St.	01/28/2025	80-89 L	33-73	.452	11-25	.440	12-13	.923	8	33	41	34.5	13	21	9	2	9	89	68.5
San Diego St.	02/01/2025	46-59 L	24-61	.393	3-13	.231	8-13	.615	11	42	53	35.3	18	16	15	6	5	59	68.0
Colorado St.	02/04/2025	63-69 L	26-54	.481	6-17	.353	11-19	.579	4	26	30	35.0	8	15	9	7	8	69	68.1
Total		1634	590-1450	.407	178-543	.328	276-378	.730	235	606	841	35.0	376	367	371	91	191	1634	68.1
New Mexico		1721	638-1460	.437	180-535	.336	265-374	.709	253	658	911	38.0	373	352	377	98	205	1721	71.7

NEW MEXICO INDIVIDUAL GAME HIGHS

POINTS	28		Destinee Hooks at Texas Tech (11/12/2024)
	27		Destinee Hooks vs UNLV (01/12/2025)
	27		Destinee Hooks at New Mexico St. (12/08/2024)
	25		Vianè Cumber at Utah St. (01/21/2025)
	25		Vianè Cumber at Colorado St. (01/18/2025)
	25		Vianè Cumber vs Sacramento St. (12/19/2024)
FIELD GOALS MADE	11		Destinee Hooks at Texas Tech (11/12/2024)
	10		Destinee Hooks vs Gonzaga (11/24/2024)
FIELD GOAL ATTEMPTS	22		Destinee Hooks vs Gonzaga (11/24/2024)
	20		Destinee Hooks vs UNLV (01/12/2025)
FIELD GOAL PERCENTAGE (min 5 made)	1.000	(6-6)	Hulda Joaquim vs Pepperdine (12/15/2024)
	.889	(8-9)	Alyssa Hargrove at Utah St. (01/21/2025)
3 PT FG MADE	7		Vianè Cumber vs Morehead St. (11/07/2024)
	6		Vianè Cumber at Boise St. (01/28/2025)
3 PT FG ATTEMPTS	14		Vianè Cumber at Utah St. (01/21/2025)
	12		Vianè Cumber vs Morehead St. (11/07/2024)
3 PT FG PERCENTAGE (min 2 made)	1.000	(2-2)	Destinee Hooks at New Mexico St. (12/08/2024)
	1.000	(2-2)	Lydie Mwamba vs Morehead St. (11/07/2024)
FREE THROWS MADE	8		Vianè Cumber at Colorado St. (01/18/2025)
	7		Destinee Hooks vs UNLV (01/12/2025)
	7		Destinee Hooks at New Mexico St. (12/08/2024)
	7		Vianè Cumber vs New Mexico St. (12/06/2024)
FREE THROW ATTEMPTS	10		Destinee Hooks at New Mexico St. (12/08/2024)
	9		Vianè Cumber at Colorado St. (01/18/2025)
FREE THROW PERCENTAGE (min 3 made)	1.000	(7-7)	Vianè Cumber vs New Mexico St. (12/06/2024)
	1.000	(6-6)	Joana Magalhães vs UNLV (01/12/2025)
	1.000	(6-6)	Vianè Cumber at San Diego St. (01/04/2025)
	1.000	(6-6)	Vianè Cumber vs Nevada (01/01/2025)
	1.000	(5-5)	Destinee Hooks at San Diego St. (01/04/2025)
	1.000	(4-4)	Joana Magalhães at Utah St. (01/21/2025)
	1.000	(4-4)	Vianè Cumber at Utah St. (01/21/2025)
	1.000	(4-4)	Vianè Cumber at Air Force (12/29/2024)
	1.000	(4-4)	Alyssa Hargrove vs Abilene Christian (12/21/2024)
	1.000	(4-4)	Nayli Padilla vs Pepperdine (12/15/2024)
	1.000	(4-4)	Vianè Cumber at New Mexico St. (12/08/2024)
	1.000	(4-4)	Vianè Cumber vs UC Irvine (11/27/2024)
	1.000	(4-4)	Reza Po vs Morehead St. (11/07/2024)
	1.000	(3-3)	Alyssa Hargrove vs San Diego St. (02/01/2025)
	1.000	(3-3)	Joana Magalhães at Colorado St. (01/18/2025)
	1.000	(3-3)	Vianè Cumber vs Abilene Christian (12/21/2024)
	1.000	(3-3)	Destinee Hooks vs North Texas (12/01/2024)
REBOUNDS	14		Hulda Joaquim at New Mexico St. (12/08/2024)
	12		Vianè Cumber vs Morehead St. (11/07/2024)
ASSISTS	9		Alyssa Hargrove at Utah St. (01/21/2025)
	8		Alyssa Hargrove vs Colorado St. (02/04/2025)
STEALS	5		Alyssa Hargrove vs New Mexico St. (12/06/2024)
	5		Alyssa Hargrove vs North Texas (12/01/2024)
BLOCKED SHOTS	6		Amhyia Moreland vs South Carolina St. (11/20/2024)
	3		Alyssa Hargrove vs San Diego St. (02/01/2025)
	3		Amhyia Moreland vs Wyoming (01/08/2025)
	3		Alyssa Hargrove vs Abilene Christian (12/21/2024)
	3		Amhyia Moreland vs Sacramento St. (12/19/2024)
	3		Hulda Joaquim vs UC Irvine (11/27/2024)
TURNOVERS	10		Destinee Hooks at New Mexico St. (12/08/2024)
	7		Destinee Hooks vs Sacramento St. (12/19/2024)

NEW MEXICO TEAM GAME HIGHS

POINTS	101		at Utah St. (01/21/2025)
	85		Western N.M. (11/15/2024)
	82		Pepperdine (12/15/2024)
	80		at Boise St. (01/28/2025)
	80		South Carolina St. (11/20/2024)
FIELD GOALS MADE	36		at Utah St. (01/21/2025)
	35		Western N.M. (11/15/2024)
FIELD GOAL ATTEMPTS	72		Western N.M. (11/15/2024)
	66		San Diego St. (02/01/2025)
	66		at Boise St. (01/28/2025)
	66		Wyoming (01/08/2025)
	66		Gonzaga (11/24/2024)
FIELD GOAL PERCENTAGE	.581	(36-62)	at Utah St. (01/21/2025)
	.521	(25-48)	Sacramento St. (12/19/2024)
3 PT FG MADE	13		at Boise St. (01/28/2025)
	12		at Utah St. (01/21/2025)
3 PT FG ATTEMPTS	31		at Boise St. (01/28/2025)
	30		Morehead St. (11/07/2024)
3 PT FG PERCENTAGE	.500	(11-22)	Colorado St. (02/04/2025)
	.467	(7-15)	Sacramento St. (12/19/2024)
FREE THROWS MADE	20		UNLV (01/12/2025)
	18		Nevada (01/01/2025)
FREE THROW ATTEMPTS	25		UNLV (01/12/2025)
	24		at Texas Tech (11/12/2024)
FREE THROW PERCENTAGE	.900	(9-10)	Morehead St. (11/07/2024)
	.857	(12-14)	at San Diego St. (01/04/2025)
	.857	(12-14)	Abilene Christian (12/21/2024)
	.857	(6-7)	Wyoming (01/08/2025)
REBOUNDS	48		Morehead St. (11/07/2024)
	48		Northern Ariz. (11/04/2024)
ASSISTS	26		at Utah St. (01/21/2025)
	24		South Carolina St. (11/20/2024)
STEALS	15		North Texas (12/01/2024)
	13		South Carolina St. (11/20/2024)
	13		Western N.M. (11/15/2024)
BLOCKED SHOTS	10		Morehead St. (11/07/2024)
	7		Abilene Christian (12/21/2024)
	7		South Carolina St. (11/20/2024)
TURNOVERS	26		at New Mexico St. (12/08/2024)
	24		Morehead St. (11/07/2024)
FOULS	24		at Colorado St. (01/18/2025)
	22		Sacramento St. (12/19/2024)

NEW MEXICO LEADERBOARD

Points

##	Player	G	Pts	Pts/G
3	Hooks, Destinee	24	397	16.5
33	Cumber, Vianè	24	383	16.0
4	Hargrove, Alyssa	24	203	8.5
14	Joaquim, Hulda	24	184	7.7
13	Magalhães, Joana	24	153	6.4
24	Moreland, Amhyia	24	132	5.5
5	Langermann, Lara	23	79	3.4
11	Padilla, Nayli	17	48	2.8
21	Po, Reza	15	43	2.9
10	Lauro, Paris	22	41	1.9
1	Mwamba, Lydie	12	36	3.0
15	Jordon, Drew	12	19	1.6
45	Hakkarainen, Lilli	4	3	0.8

Scoring Average

##	Player	G	Pts	Pts/G
3	Hooks, Destinee	24	397	16.5
33	Cumber, Vianè	24	383	16.0
4	Hargrove, Alyssa	24	203	8.5
14	Joaquim, Hulda	24	184	7.7
13	Magalhães, Joana	24	153	6.4
24	Moreland, Amhyia	24	132	5.5
5	Langermann, Lara	23	79	3.4
1	Mwamba, Lydie	12	36	3.0
21	Po, Reza	15	43	2.9
11	Padilla, Nayli	17	48	2.8
10	Lauro, Paris	22	41	1.9
15	Jordon, Drew	12	19	1.6
45	Hakkarainen, Lilli	4	3	0.8

Field Goal Percentage

##	Player	FG	Att	Pct
15	Jordon, Drew	8	10	.800
24	Moreland, Amhyia	55	96	.573
14	Joaquim, Hulda	78	140	.557
3	Hooks, Destinee	154	325	.474
33	Cumber, Vianè	127	298	.426
1	Mwamba, Lydie	12	29	.414
13	Magalhães, Joana	56	141	.397
4	Hargrove, Alyssa	73	190	.384
21	Po, Reza	13	35	.371
10	Lauro, Paris	17	52	.327
5	Langermann, Lara	30	92	.326
11	Padilla, Nayli	14	47	.298
45	Hakkarainen, Lilli	1	5	.200

Field Goal Attempts

##	Player	G	Att	Att/G
3	Hooks, Destinee	24	325	13.5
33	Cumber, Vianè	24	298	12.4
4	Hargrove, Alyssa	24	190	7.9
13	Magalhães, Joana	24	141	5.9
14	Joaquim, Hulda	24	140	5.8

Field Goals Made

##	Player	G	Made	Made/G
3	Hooks, Destinee	24	154	6.4
33	Cumber, Vianè	24	127	5.3
14	Joaquim, Hulda	24	78	3.3
4	Hargrove, Alyssa	24	73	3.0
13	Magalhães, Joana	24	56	2.3

NEW MEXICO LEADERBOARD

3-Point FG Percentage

##	Player	3FG	Att	Pct
15	Jordon, Drew	1	1	1.000
14	Joaquim, Hulda	1	2	.500
4	Hargrove, Alyssa	27	64	.422
1	Mwamba, Lydie	7	17	.412
33	Cumber, Vianè	64	172	.372
21	Po, Reza	5	14	.357
3	Hooks, Destinee	34	102	.333
45	Hakkarainen, Lilli	1	3	.333
11	Padilla, Nayli	7	22	.318
13	Magalhães, Joana	14	52	.269
10	Lauro, Paris	7	30	.233
5	Langermann, Lara	12	54	.222

Free Throw Percentage

##	Player	Made	Att	Pct
33	Cumber, Vianè	65	70	.929
5	Langermann, Lara	7	8	.875
1	Mwamba, Lydie	5	6	.833
4	Hargrove, Alyssa	30	39	.769
11	Padilla, Nayli	13	17	.765
21	Po, Reza	12	18	.667
24	Moreland, Amhyia	22	34	.647
13	Magalhães, Joana	27	43	.628
3	Hooks, Destinee	55	88	.625
14	Joaquim, Hulda	27	45	.600
15	Jordon, Drew	2	4	.500

Rebounds

##	Player	G	Reb	Reb/G
14	Joaquim, Hulda	24	170	7.1
33	Cumber, Vianè	24	146	6.1
24	Moreland, Amhyia	24	102	4.3
3	Hooks, Destinee	24	100	4.2
13	Magalhães, Joana	24	78	3.3

Rebounds Average

##	Player	G	Reb	Reb/G
14	Joaquim, Hulda	24	170	7.1
33	Cumber, Vianè	24	146	6.1
24	Moreland, Amhyia	24	102	4.3
3	Hooks, Destinee	24	100	4.2
13	Magalhães, Joana	24	78	3.3

3-Point FG Attempts

##	Player	G	Att	Att/G
33	Cumber, Vianè	24	172	7.2
3	Hooks, Destinee	24	102	4.3
4	Hargrove, Alyssa	24	64	2.7
5	Langermann, Lara	23	54	2.3
13	Magalhães, Joana	24	52	2.2

3-Point FG Made

##	Player	G	Made	Made/G
33	Cumber, Vianè	24	64	2.7
3	Hooks, Destinee	24	34	1.4
4	Hargrove, Alyssa	24	27	1.1
13	Magalhães, Joana	24	14	0.6
5	Langermann, Lara	23	12	0.5

Free Throw Attempts

##	Player	G	Att	Att/G
3	Hooks, Destinee	24	88	3.7
33	Cumber, Vianè	24	70	2.9
14	Joaquim, Hulda	24	45	1.9
13	Magalhães, Joana	24	43	1.8
4	Hargrove, Alyssa	24	39	1.6

Free Throws Made

##	Player	G	Made	Made/G
33	Cumber, Vianè	24	65	2.7
3	Hooks, Destinee	24	55	2.3
4	Hargrove, Alyssa	24	30	1.3
14	Joaquim, Hulda	24	27	1.1
13	Magalhães, Joana	24	27	1.1

Assists

##	Player	G	Ast	Ast/G
4	Hargrove, Alyssa	24	96	4.0
13	Magalhães, Joana	24	62	2.6
3	Hooks, Destinee	24	46	1.9
33	Cumber, Vianè	24	41	1.7
5	Langermann, Lara	23	23	1.0

Steals

##	Player	G	Stl	Stl/G
4	Hargrove, Alyssa	24	52	2.2
13	Magalhães, Joana	24	32	1.3
3	Hooks, Destinee	24	24	1.0
33	Cumber, Vianè	24	22	0.9
14	Joaquim, Hulda	24	20	0.8

NEW MEXICO LEADERBOARD

Offensive Rebounds

##	Player	G	OReb	OReb/G
14	Joaquim, Hulda	24	73	3.0
24	Moreland, Amhyia	24	45	1.9
3	Hooks, Destinee	24	22	0.9
33	Cumber, Vianè	24	19	0.8
10	Lauro, Paris	22	10	0.5

Blocked Shots

##	Player	G	Blk	Blk/G
24	Moreland, Amhyia	24	33	1.4
4	Hargrove, Alyssa	24	22	0.9
14	Joaquim, Hulda	24	15	0.6
3	Hooks, Destinee	24	8	0.3
33	Cumber, Vianè	24	3	0.1

Defensive Rebounds

##	Player	G	DReb	DReb/G
33	Cumber, Vianè	24	127	5.3
14	Joaquim, Hulda	24	97	4.0
3	Hooks, Destinee	24	78	3.3
13	Magalhães, Joana	24	73	3.0
4	Hargrove, Alyssa	24	66	2.8

Minutes

##	Player	G	Min	Min/G
33	Cumber, Vianè	24	805	33:32
4	Hargrove, Alyssa	24	739	30:46
3	Hooks, Destinee	24	692	28:49
14	Joaquim, Hulda	24	615	25:37
13	Magalhães, Joana	24	522	21:44

Fouls

##	Player	G	PF	PF/G
24	Moreland, Amhyia	24	66	2.8
4	Hargrove, Alyssa	24	62	2.6
13	Magalhães, Joana	24	54	2.3
33	Cumber, Vianè	24	47	2.0
3	Hooks, Destinee	24	43	1.8

Turnovers

##	Player	G	TO	TO/G
3	Hooks, Destinee	24	75	3.1
4	Hargrove, Alyssa	24	71	3.0
13	Magalhães, Joana	24	57	2.4
33	Cumber, Vianè	24	42	1.8
5	Langermann, Lara	23	29	1.3

Foul Outs

##	Player	G	FO
4	Hargrove, Alyssa	24	2
13	Magalhães, Joana	24	2
24	Moreland, Amhyia	24	2
33	Cumber, Vianè	24	1
5	Langermann, Lara	23	1