

# THE UNIVERSITY OF NEW MEXICO SOFTBALL

FEBRUARY 6-9 | A&M-CORPUS CHRISTI | SAM HOUSTON | HOUSTON CLASSIC

## 2025 SCHEDULE

OVERALL: 0-0 • MW: 0-0 • H: 0-0 • A: 0-0 • N: 0-0

DATE	OPPONENT	TIME/SCORE
2/6	Texas A&M-Corpus Christi	1:30 p.m.
2/6	at Sam Houston	4 p.m.

Houston Classic		Houston, Texas
2/7	at Houston Christian	12 p.m.
2/7	at Houston	5:30 p.m.
2/8	at Houston Christian	9 a.m.
2/8	at Houston	3 p.m.
2/9	St. John's	9 a.m.

Bobcat Tournament		San Marcos, Texas
2/14	Fordham	11:15 a.m.
2/14	St. Thomas	6 p.m.
2/15	at Texas State	3:45 p.m.
2/15	St. Thomas	6 p.m.
2/16	at Texas State	11:15 a.m.

Tarleton Invitational		Stephenville, Texas
2/21	Texas Southern	10 a.m.
2/21	North Dakota	12:30 p.m.
2/22	North Dakota	10 a.m.
2/22	at Tarleton	3 p.m.
2/23	Texas Southern	

Bulldog Invitational		Mississippi State
2/28	Northwestern State	11:30 a.m.
2/28	at Mississippi State	4:30 p.m.
3/1	at Mississippi State	2 p.m.
3/1	Alabama State	4:30 p.m.
3/2	Alabama State	9 a.m.

Purple Classic		Phoenix, Arizona
3/6	St. Joseph's	4 p.m.
3/7	San Diego	9 a.m.
3/7	UPenn	12 p.m.
3/8	St. Joseph's	9 a.m.
3/8	San Diego	2:30 p.m.

3/11	at New Mexico State	5 p.m.
3/14	San José State *	5 p.m.
3/15	San José State *	2 p.m.
3/16	San José State *	12 p.m.

3/18	at UTEP	2 p.m.
3/21	at San Diego State *	7 p.m.
3/22	at San Diego State *	5 p.m.
3/23	at San Diego State *	1 p.m.

3/25	at UC San Diego	12 p.m.
4/2	at Utah State *	1 p.m.
4/2	at Utah State *	3:30 p.m.

4/5	Boise State *	2 p.m.
4/6	Boise State *	12 p.m.
4/11	Colorado State *	5 p.m.
4/12	Colorado State *	2 p.m.
4/13	Colorado State *	12 p.m.

4/17	at Fresno State *	7 p.m.
4/18	at Fresno State *	7 p.m.
4/19	at Fresno State *	1 p.m.

4/22	UTEP	2 p.m.
4/25	Nevada *	5 p.m.
4/26	Nevada *	2 p.m.
4/27	Nevada *	12 p.m.

5/1	UNLV *	7 p.m.
5/2	UNLV *	4 p.m.
5/3	UNLV *	1 p.m.

5/8-10 MW Conference Tournament  
San Diego, California

**Bold** denotes home games  
\*denotes Mountain West game  
All times listed are Mountain Time  
Game times are subject to change



**Record**  
0-0, 0-0 MW  
**Last Season:**  
16-38, 8-14 MW  
**Head Coach:**  
Nicole Dickson  
**Record at UNM:**  
35-69, 14-30 (3rd yr.)  
**Career Record:**  
204-192 (9th yr.)

### CORPUS CHRISTI



**Record**  
0-0, 0-0 SLC  
**Last Season:**  
21-22, 9-15 SLC  
**Head Coach:**  
Kathleen Rodriguez  
**Record at A&M-CC:**  
70-73 (4th yr.)  
**Career Record:**  
Same

### HCU



**Record**  
0-0, 0-0 SLC  
**Last Season:**  
23-27, 9-15 SLC  
**Head Coach:**  
Mary-Ellen Hall  
**Record at HCU:**  
903-667 (34th yr.)  
**Career Record:**  
Same

### SAM HOUSTON



**Record**  
0-0, 0-0 CUSA  
**Last Season:**  
20-30, 8-15 CUSA  
**Head Coach:**  
Garrett Valis  
**Record at SH:**  
120-175 (7th yr.)  
**Career Record:**  
Same

### HOUSTON



**Record**  
0-0, 0-0 Big 12  
**Last Season:**  
25-30, 4-23 Big 12  
**Head Coach:**  
Kristin Vesely  
**Record at UH:**  
211-193-1 (9th yr.)  
**Career Record:**  
Same

### ST. JOHN'S



**Record**  
0-0, 0-0 Big East  
**Last Season:**  
31-27, 13-11 Big East  
**Head Coach:**  
Michelle DePolo  
**Record at SJU:**  
31-27 (2nd yr.)  
**Career Record:**  
374-306-1 (14th yr.)

## THE OPPONENTS

UNM opens the 2025 season in Texas, its first of three weekends in The Lone Star State. The Lobos play Texas A&M-Corpus Christi and Sam Houston on Opening Day before heading to Houston for the Houston Classic against Houston Christian, Houston and St. John's. The Lobos will play at both HCU and UH on both days with the game against St. John's at Houston. UNM has history with all but St. John's with the Lobos holding a win streak against Sam Houston, Texas A&M-Corpus Christi and Houston.

Coach Dickson is 13-6 all-time against Sam Houston, 8-1 against Texas A&M-Corpus Christi, 1-2 against Houston and 10-3 against Houston Christian, with a 1-0 record against UH and an 0-1 record against HCU while at UNM.

vs. Texas A&M-Corpus Christi  
Overall: 6-2  
Last Five: 3-2  
Last Game: 2/22/15 (W, 6-2)  
Last Win: Same  
Series Trend: W2

vs. Sam Houston  
Overall: 2-0  
Last Five: 2-0  
Last Game: 4/10/83 (W, 1-0/11)  
Last Win: Same  
Series Trend: W2

vs. Houston Christian  
Overall: 0-1  
Last Five: 0-1  
Last Game: 2/17/24 (L, 3-1)  
Last Win: N/A  
Series Trend: L1

vs. Houston  
Overall: 2-0  
Last Five: 2-0  
Last Game: 3/3/23 (W, 7-1)  
Last Win: Same  
Series Trend: W2

vs. St. John's  
First meeting

## LOBO NOTES

### FRESH PERSPECTIVE

- The Lobos revamped their roster with a total of 14 newcomers, comprising half of the roster.
- Of the newcomers are 10 freshmen: three pitchers, two outfielders, two utility players, two infielders and a catcher/infielder.
- UNM also added four transfers with a redshirt-sophomore left-handed pitcher in Lexi At-city from BYU, a junior right-handed pitcher in Nova Montes from Paris Junior College, a junior utility player in Georgia Heathcock from UC San Diego and a sophomore left-handed pitcher/outfielder in Marina Tinari from Florida Gulf Coast.
- Heathcock played in 33 games with 10 starts and Tinari appeared in 12 games with one start, pitching a total of 15.2 innings.

### FOUNTAIN OF YOUTH

- Of the 28 players on the roster, the Lobos have 20 underclassmen with 10 freshmen and 10 sophomores, and eight upperclassmen with five juniors and three seniors.
- The sophomores feature a trio of returners who played a bulk of innings last season, with McKenna Guest in the circle, DeNae Vasquez-Dickson in the outfield and Katherine Brunner in the infield.
- Guest appeared in 40 games with 24 starts and nine complete games. The RHP threw 147.0 innings and struck out a team-high 90 batters, 56 more than the next pitcher. Guest accounted for 54.2% of the team's strikeouts and threw 43.4% of the innings, played in 74.1% of the games and started in 44.4% of the games. Her 40 appearances tied for the third most in a single season in program history, and Guest recorded a strikeout in 30 games with 24 games with multiple strikeouts, including five games with at least five strikeouts.

## 2025 QUICK FACTS

Name of School \_\_\_\_\_ University of New Mexico  
 Founded \_\_\_\_\_ 1889 by Territorial Legislature  
 Enrollment \_\_\_\_\_ 27,413  
 Nickname \_\_\_\_\_ Lobos  
 School Colors \_\_\_\_\_ Cherry & Silver  
 Conference \_\_\_\_\_ Mountain West  
 Affiliation \_\_\_\_\_ NCAA Division I  
 Venue \_\_\_\_\_ Lobo Softball Field  
 Dimensions \_\_\_\_\_ 205-225-205  
 Capacity \_\_\_\_\_ 1,500  
 President \_\_\_\_\_ Dr. Garnett Stokes  
 Athletic Director \_\_\_\_\_ Fernando Lovo

## PROGRAM HISTORY

First Year of Softball \_\_\_\_\_ 1978  
 All-Time Record \_\_\_\_\_ 1069-1270-3  
 Mountain West Record \_\_\_\_\_ 150-352-1  
 NCAA Tournament Appearances \_\_\_\_\_ 3  
 1980 (AIAW), 1981 (AIAW) and 1983 (NCAA)  
 Last NCAA Postseason Opponent Cal St. Fullerton  
 Last NCAA Postseason Result \_\_\_\_\_ CSUF won series 2-1  
 Conference Championships \_\_\_\_\_ 3  
 1980 (Intermountain), 1981 (Intermountain) and  
 1983 (High Country)

## TEAM INFORMATION

2024 Overall Record \_\_\_\_\_ 16-38  
 2024 MW Record \_\_\_\_\_ 8-14 (7th)  
 Letterwinners Returning/Lost \_\_\_\_\_ 12/12  
 Pitchers Returning/Lost \_\_\_\_\_ 2/4  
 Starters Returning/Lost \_\_\_\_\_ 6/3  
 Newcomers \_\_\_\_\_ 14

## SOFTBALL STAFF

Head Coach \_\_\_\_\_ Nicole Dickson (3rd season)  
 Record at UNM \_\_\_\_\_ 35-69  
 Career Record \_\_\_\_\_ 204-192 (9th season)  
 Assistant Coach Morgan Spearman (3rd season)  
 Assistant Coach Sophie Hannabas (2nd season)  
 Assistant Coach Mackenzie Bennett (1st season)

## COMMUNICATIONS

Softball Contact \_\_\_\_\_ Allison Weiss  
 Email \_\_\_\_\_ allisonweiss@unm.edu  
 Cell Phone (Preferred) \_\_\_\_\_ (661) 313-5402

## DIGITAL MEDIA

Athletics Website \_\_\_\_\_ GoLobos.com  
 Main University Web Site \_\_\_\_\_ unm.edu  
 Conference Website \_\_\_\_\_ TheMW.com  
 X \_\_\_\_\_ @UNMLoboSB  
 Instagram \_\_\_\_\_ @UNMLoboSB  
 Facebook \_\_\_\_\_ @UNMLoboSB

## INTERVIEW REQUESTS

All interviews with UNM student-athletes and coaches are to be coordinated through the athletics communications office. Interviews may be arranged by contacting Allison Weiss in the athletics communications office (allisonweiss@unm.edu). All interview requests should be made at least 24 hours in advance.

Nationally, her 40 appearances in the regular season tied for the fourth most in the NCAA, the most by a freshman, and her 24 starts tied for the sixth most by a freshman pitcher in the NCAA through the regular season.

- Vasquez-Dickson started 46 games and played in 53 as a freshman, with 29 starts in center field, 12 in left field and five in right. She played in 94.1% of the innings last season. Vasquez-Dickson led the team with 15 sac bunts, which led the Mountain West and the third most in the NCAA in the regular season and most by a freshman. An offensive threat, she finished with four multi-hit games (three with two and one with three) and seven multi-RBI games (all with two RBI), and was third on the team in doubles (six) and fourth in RBI (18).
- Brunner played in 49 games with 44 starts, starting in 25 games as the designated player, 12 games at third and seven games at second. The Lobo played in 82.6% innings and registered multiple hits in five games (four with two and one with three) and four games with multiple RBI (two with two and two with three).
- Brunner was named MW Freshman of the Week on April 22, Vasquez-Dickson was MW Freshman of the Week on May 6 and Guest was named MW Freshman of the Week on March 25.

## REPLENISH THE BULLPEN

- UNM enters the season with a total of nine pitchers on the roster with only two returners from last season. Of the nine, three are freshmen, four are sophomores, one is a redshirt-sophomore and one is a junior, and only three have DI collegiate experience entering this season (McKenna Guest, Brooke Umali and Marina Tinari).
- Guest enters with the most experience at 147.0 innings, with Umali pitching 29.0 innings her freshman season and Tinari tallying 15.2 innings in her freshman season at Florida Gulf Coast.

## TAKE ME HOME COUNTRY ROADS

- This season, the Lobos will travel to the home states of 20 players. There are 11 players from Texas, six from California, two from Arizona, and one from Utah. In addition, there are four players from the state of New Mexico.
- Opening weekend will be a homecoming for 11 Lobos from The Lone Star State: Gabrielle Briones (injured, but from Mesquite), Katherine Brunner (Katy), Sydney Carithers (Fort Worth), Ava Castillo (Mansfield), Keyannah Chavez (Leander), Jessica DeLeon (San Marcos), McKenna Guest (Pattonville), Georgia Heathcock (Little Elm), Jasmyn Lloyd (injured, but from Grand Prairie), DeNae Vasquez-Dickson (Grapevine) and Allie Williams (Houston). Two Lobos are from the Houston area with Williams having attended Episcopal High School in Houston, where she was named to the Houston Chronicle All Private School Team and to the VYPE Sports All Private School Team in both 2022 and 2023 and was the VYPE Private School Player of the Year in 2023 and 2024, as well as Brunner from Katy, roughly 30 miles west of Houston.
- Overall, the Lobos span from coast-to-coast with a player from Virginia (Ella Dawson) to Hawai'i (Jewels Hanawahine) and from nine different states (Arizona, California, Colorado, Hawai'i, New Mexico, Oklahoma, Texas, Utah and Virginia).

## LIFE ON THE ROAD

- The Lobos have 12 of 53 total games at home with the home opener set for March 14.
- UNM will play 28 games between the season opener and the home opener with three trips to Texas, a trip to Mississippi and Arizona and a game at New Mexico State. The first game played in the state of New Mexico for the Lobos will be in Las Cruces on March 11.
- This will be the first time since the 2010 season that the Lobos will open the season in Texas, with the Lobos opening the 2010 season in San Marcos, Texas at the Texas State Tournament. Of note, the Lobos will also play in San Marcos and at Texas State this season.
- The Lobos had 14 home games a season ago, with UNM going 7-7, and 16 home games in Coach Dickson's first season with the Lobos going 9-7.

## VERSATILE EMMA

- Senior Emma Bramson enters her fourth season with the Lobos, and in her 144 games, has played six different positions.
- Bramson has started all 144 games and has started 68 games at third, 39 games at first, 21 at shortstop, eight as the DP, five at second and three in right field.
- Last season, the California native started the final 39 games at first base and started four games at third, three games in right and eight as the designated player. Her sophomore season, Bramson started 39 games at third and five games at second, and as a freshman played 25 games at third base and 21 games at shortstop.

## KEY PIECE

- Junior Keyannah Chavez made significant jumps from her freshman to sophomore season in 2024, finishing the season on a five-game hitting streak and a 12-game streak of reaching base.
- Chavez tallied 13 multiple hit games and seven multiple RBI games.
- In addition, from her freshman to sophomore season she increased her: number of hits (45 to 49), total bases (52 to 87), RBI (19 to 25), batting average (.315 to .380), on-base percentage (.410 to .471), slugging percentage (.364 to .674) and hit five triples and eight home runs after having zero her rookie season.
- The outfielder led the team in slugging percentage (.674), on-base percentage (.471), triples (five), total bases (87), and walks (19) and was second on the team in batting average (.380), runs scored (32), hits (49), RBI (25) and home runs (eight).
- Her three stolen bases in the season opener against Tennessee State were the most for a Lobo in a single game since 2017.

## LIKE MOTHER, LIKE DAUGHTER

- Keyannah Chavez followed in her mother's footsteps, as her mother also played at UNM. Cassandra Abdulaziz was a middle infielder for the Lobos from 2001-06.

## LEAD ON

- Instead of captains, the Lobos have a Leadership Council comprised of four players selected by Coach Dickson that serve as the leaders of the team. On the Leadership Council are seniors Ashley Archuleta, Emma Bramson and Sydney Carithers and junior Grace Rana.



- Archuleta and Bramson enter their fourth seasons with the Lobos with Bramson starting 144 games during her career and Archuleta playing 149 games with 146 starts. Carithers enters her second season with UNM having played in 53 games last season with 51 starts and Rana entering her third season with six starts and playing in 32 games.

#### FROM PLAYER TO COACH

- Two former players of Coach Dickson are now on her staff in assistant coaches Sophie Hannabas and Mackenzie Bennett.
- In 2021, Hannabas transferred to SFA to play under Coach Dickson, and through her two seasons with the Lumberjacks, combined for 101.3 innings with 63 strikeouts, a .331 opposing batting average, and allowed 10 home runs appearing in 41 games with 20 starts, with SFA winning the WAC Conference in 2022. Hannabas works with the pitchers and handles director of operations duties.
- Bennett joined the Lobo coaching staff this past July and works with the catchers and as a secondary hitting coach. She has ties to the entire UNM coaching staff as Bennett played for Coach Dickson and assistant coach Morgan Spearman at SFA from 2019-22 and played with Hannabas in 2022 and 2023. During her five years with the Lumberjacks, Bennett played in 164 games with 136 starts and finished with 139 hits, 31 doubles, two triples and 25 home runs, along with 101 RBI and hit .330, with a .591 slugging percentage and .387 on-base percentage. Of her 164 games, she recorded multiple hits in 42 of the games and multiple RBI in 33 and twice carried a 10-game hitting streak (in 2021 and 2022) as well as a 17-game streak of reaching base in 2021. In her final season, she led the team at the plate behind a .367 batting average, 14 doubles and 49 RBI and was second on the team with 12 home runs and a .686 slugging percentage.

#### 2 YEARS OF IMPROVEMENT UNDER DICKSON

- The Lobos took significant statistical strides in Coach Dickson's first two years in Albuquerque, producing numbers and wins that hadn't been achieved in several years.
- This past season, the Lobos won in Boise for the first time since 2016 and won against Boise State for the first time since 2021. In addition, the Lobos' sweep of Utah State was the first sweep of a Mountain West opponent since 2016 and the first sweep of the Aggies since 1989; the Lobos earned their first win over UNLV since 2021 and beat Fresno State twice for the series win after having only nine wins total all-time against the Bulldogs entering the season.
- Statistically, UNM finished with 60 errors with the last time the team finished with 60 or fewer errors was back in 2014. The Lobos had three players earn Mountain West Freshman of the Week awards (McKenna Guest, DeNae Vasquez-Dickson and Katherine Brunner), the second most among MW schools, with the freshmen finishing among the top of the NCAA in several statistical categories. Through the regular season, Guest's 40 appearances tied for fourth in the NCAA, but most among freshmen, and tied for the third most in a season in program history. In addition, her 24 starts tied for the sixth most by a freshman pitcher in the NCAA and her 147.0 innings tied for the 11th most by a freshman pitcher. For Vasquez-Dickson, her 15 sac bunts were the most by a freshman in the NCAA, led the MW and third in the NCAA.
- In the last two years, UNM has had five MW Freshmen of the Week, two MW Players of the Week and two MW Pitchers of the Week.
- In the last two years, the Lobos stole 77 bases, the most in a two-year span since 2013-14 (85) and turned a combined 41 double plays, the most in a two-year span since 2015-16 (also 41). In the season opener against Tennessee State, Keyannah Chavez finished with three stolen bases, the most for a Lobo in a single game since 2017, and as a team, the Lobos had six stolen bases, the most in a game since 2018. The Lobos beat that mark on Feb. 16 against Marist, stealing seven bases, the most in a single game for the Lobos since 2010.
- In her first season, UNM's .299 batting average was the best since 2015 and tied the best average for the program in the last 11 years. The 399 hits and 231 runs scored were the most since 2015 and 2016, respectively, and the 214 RBI and .368 on-base percentage were the highest since 2015. The team's 14 triples were the most in a single season since 2010 and the Lobos' 40 stolen bases were the most since 2013. Defensively, the Lobos led the MW with 22 double plays, the most turned since 2015 and the four shutouts were the most since 2013.
- Additionally, UNM jumped in the NCAA rankings from 2022 to 2023 in eight categories: batting average (a ranking improvement of 86 spots), triples per game (88 spots), stolen bases per game (87 spots), runs (49 spots), on-base percentage (46 spots), slugging percentage (12 spots), shutouts (16 spots) and double plays turned (141 spots). The Lobos ranked 45th in batting average, 27th in double plays per game, 29th in triples per game, 68th in on-base percentage and 88th in slugging percentage.
- During the 2023 season, Dickson guided the Lobos to their first series win over Nevada since 2015, UNM's 8-0 win over SJSU on March 25 was the first shutout against the Spartans since May 8, 2015, and the 12 runs scored against CSU on April 16 were the most runs the Lobos have scored against the Rams since April 15, 2016. In the March 19th win at Utah State, the Lobos finished with 18 hits, 15 runs and struck out 14 Aggies, with the 18 hits the most since 2018 and the 15 runs were the most since 2019. The 15 runs were the most against the Aggies since April 26, 2014, and the 14 strikeouts by Amber Linton were the most in a game by a Lobo since 2013.
- Among the conference in 2023, UNM had players in the top four in the MW in batting average (Rachael Hathoot second at .396 and Peyton Robinson fourth at .380), two players in the top 5 in the MW in hits (Robinson fourth at 60 and Hathoot fifth at 59), two players in the top 2 in triples (Hathoot first at seven and Ashley Archuleta tied for second at 5) and had two MW Player of the Week, one Pitcher of the Week and two Freshman of the Week honors.
- UNM produced two All-Mountain West First Team members in Archuleta and Hathoot, who each had their best seasons in a Lobo uniform. In the circle, Amber Linton recorded a MW-best 164 strikeouts and set a program record in strikeouts per game at 7.24, besting her own program record of 6.97 she set in 2022. Her 14 complete games doubled her total from the previous year and she also registered 15 games with five or more strikeouts and three games with 10-plus strikeouts, an improvement over last season as well.
- In Dickson's first two years, the Lobos also cultivated a standard of success in the classroom, producing the two highest GPAs in program history during the 2023-24 academic year after establishing a program record of 3.59 in the fall and besting that with a 3.63 in the spring. Additionally, the Lobos added a 3.58 GPA in the fall of 2024, the third-highest GPA in program history, signifying the last three semesters have been the three highest in program history. In total, Dickson's last four semesters have produced four of the top-5 highest GPAs in the last 10 years (not including COVID year). In the last five semesters under Dickson, the team GPA has improved from 3.47 to 3.63. The Lobos had a program-record 16 on the Spring 2023 Academic All-Mountain West Team and a program-record 12 named a MW Scholar-Athlete, which improved to a MW- and program-best 20 MW Scholar-Athletes in 2024 and 14 on the Spring 2024 Academic All-Mountain West Team.

#### A LITTLE HISTORY LESSON

- Last season, the Lobos recorded a sweep of Utah State, making some history in the process.
- It marked the first sweep over the Aggies since 1989 and the first sweep of a Mountain West opponent since 2016 (Colorado State). Further, UNM won the series against USU for the first time since 2021.
- Combined with the win in the series finale in 2023, the now four-game win streak matches the all-time longest win streak against the Aggies, that was last done between April 15, 1988 and April 22, 1989.
- UNM hit five home runs in Friday's game from five different batters, the first time since 2012 that the Lobos finished with five home runs in a game, and the third time UNM has hit multiple home runs in a game in 2024.
- Dating back to the last 20 years, it is the second-most home runs hit in a game, with six the most hit back on March 22, 2015 against Utah State.
- The five runs in the fourth inning was the second-most runs scored in an inning in 2024, only behind seven runs scored in the second inning of the Feb. 18 game against Marist.

#### FIRST GAME, FIRST WIN

- Coach Dickson became just the second coach to win in their Lobo coaching debut, doing so with the largest margin of victory (+9) when UNM run-ruled Nicholls 12-3 in five on Feb. 9, 2023. Erica Beach was the other head coach to win in her first game (a 10-2, five inning win against Utah Valley on Feb. 12, 2011).
- Dickson and Beach are the only two coaches to win the season opener in their first two seasons, but Dickson has the chance to become the only Lobo coach to win the season opener in her first three seasons.

#### PRESEASON PROJECTION

- The Lobos were picked eighth in the Mountain West preseason poll with 17 points.
- UNM finished five points behind Utah State.

#### NEW LOOK FOR LOBO SOFTBALL FIELD

- Lobo Softball Field underwent a renovation that added turf to the outfield and a red halo around the edge of the field. The renovation was completed in January 2025.

**NUMERICAL ROSTER**

#	NAME	POS	HT	YR	B/T	HOMETOWN (PREVIOUS SCHOOL)
00	DeNae Vasquez-Dickson	OF	5-4	So.	L/L	Grapevine, Texas (Colleyville Heritage HS)
1	Gabrielle Briones	UTIL	5-3	So.	R/R	Mesquite, Texas (Mesquite HS)
2	Caprice Barela	P	5-6	Fr.	L/R	Las Cruces, N.M. (Centennial HS)
3	Ella Dawson	P	5-9	Fr.	R/R	Aldie, Va. (John Champe HS)
4	Ava Castillo	OF	5-4	Fr.	L/R	Mansfield, Texas (Pantego Christian Academy)
5	Lexi Atcitty	P	6-0	RS-So.	L/L	Lehi, Utah (BYU)
7	Ashley Archuleta	INF	5-4	Sr.	L/R	Rio Rancho, N.M. (Cleveland HS)
8	Katherine Brunner	INF	5-7	So.	R/R	Katy, Texas (James E. Taylor HS)
9	Jewels Hanawahine	UTIL	5-9	So.	R/R	Waimanalo, Hawai'i (Kamehameha Kapalama)
10	Allie Williams	OF	5-5	Fr.	R/R	Houston, Texas (Episcopal HS)
11	Adelaide Haack	UTIL	5-7	Fr.	R/R	Oklahoma City, Okla. (Westmoore HS)
12	Alina Ortiz	P	5-6	So.	R/R	Corona, Calif. (Centennial HS)
13	Mya Pacheco	INF	5-3	Fr.	R/R	Rio Rancho, N.M. (V. Sue Cleveland HS)
16	Brooke Umali	P	5-3	So.	L/L	Burlingame, Calif. (Aragon HS)
18	Grace Rana	C	5-6	Jr.	R/R	Queen Creek, Ariz. (Queen Creek HS)
20	Emma Bramson	INF	5-7	Sr.	R/R	Valencia, Calif. (Valencia HS)
21	Taylor Morgan	OF	5-6	Jr.	R/R	Gallup, N.M. (Trinidad State College)
23	McKenna Guest	P	5-6	So.	R/R	Pattonville, Texas (Prairiland HS)
24	Georgia Heathcock	UTIL	5-8	Jr.	R/R	Little Elm, Texas (UC San Diego)
25	Nova Montes	P	5-8	Jr.	R/R	Covina, Calif. (Paris Junior College)
26	Jasmyn Lloyd	UTIL	5-4	Fr.	R/R	Grand Prairie, Texas (South Grand Prairie HS)
27	Hayden Luderer	UTIL	5-5	So.	R/R	Thousand Oaks, Calif. (Louisville HS)
28	Jessica DeLeon	C/INF	5-7	Fr.	L/L	San Marcos, Texas (San Marcos HS)
33	Sydney Carithers	C/INF	5-6	Sr.	R/R	Fort Worth, Texas (Stephen F. Austin)
34	Miracle McKenzie	INF	5-10	Fr.	R/R	Long Beach, Calif. (St. Anthony HS)
38	Keyannah Chavez	OF	5-1	Jr.	L/L	Leander, Texas (Glen HS)
44	Natalie Fritz	P	6-0	Fr.	R/R	Chandler, Ariz. (Basha HS)
77	Marina Tinari	P/OF	5-4	So.	L/L	Castle Rock, Colo. (Florida Gulf Coast)

**COACHING STAFF**

Head Coach: Nicole Dickson	3rd season	Eastern New Mexico
Assistant Coach: Morgan Spearman	3rd season	Angelo State
Assistant Coach: Sophie Hannabas	2nd season	Stephen F. Austin
Assistant Coach: Mackenzie Bennett	1st season	Stephen F. Austin

**HOME****ARIZONA (2)**

Natalie Fritz, Grace Rana

**CALIFORNIA (6)**

Emma Bramson, Hayden Luderer, Miracle McKenzie, Nova Montes, Alina Ortiz, Brooke Umali

**COLORADO (1)**

Marina Tinari

**HAWAII (1)**

Jewels Hanawahine

**NEW MEXICO (4)**

Ashley Archuleta, Caprice Barela, Taylor Morgan, Mya Pacheco

**OKLAHOMA (1)**

Adelaide Haack

**TEXAS (11)**

Gabrielle Briones, Katherine Brunner, Sydney Carithers, Ava Castillo, Keyannah Chavez, Jessica DeLeon, McKenna Guest, Georgia Heathcock, Jasmyn Lloyd, Danae Vasquez-Dickson, Allie Williams

**UTAH (1)**

Lexi Atcitty

**VIRGINIA (1)**

Ella Dawson

**PRONUNCIATION GUIDE**

9	Jewels HANAWAHINE	HA-nah-WHA-he-nay
11	Adelaide HAACK	HAWK
16	Brooke UMALI	OOH-mall-e
18	Grace RANA	RAIN-ah
27	Hayden LUDERER	Lew-DUR-urr

**CLASS****SENIORS (3)**

7	Ashley Archuleta	INF
20	Emma Bramson	INF
33	Sydney Carithers	C

**JUNIORS (5)**

38	Keyannah Chavez	OF
24	Georgia Heathcock	UTIL
25	Nova Montes	P
21	Taylor Morgan	OF
18	Grace Rana	C

**SOPHOMORES (10)**

5	Lexi Atcitty (RS)	p
1	Gabrielle Briones	INF
8	Katherine Brunner	INF
23	McKenna Guest	RHP
9	Jewels Hanawahine	INF
27	Hayden Luderer	UTIL
12	Alina Ortiz	P
77	Marina Tinari	P/OF
16	Brooke Umali	LHP
00	DeNae Vasquez-Dickson	OF

**FRESHMEN (10)**

2	Caprice Barela	P
4	Ava Castillo	OF
3	Ella Dawson	P
28	Jessica DeLeon	C/INF
44	Natalie Fritz	P
11	Adelaide Haack	UTIL
26	Jasmyn Lloyd	UTIL
34	Miracle McKenzie	INF
13	Mya Pacheco	INF
10	Allie Williams	OF

**POSITIONAL BREAKDOWN****PITCHERS (8)**

2	Caprice Barela
3	Ella Dawson
5	Lexi Atcitty
12	Alina Ortiz
16	Brooke Umali
23	McKenna Guest
25	Nova Montes
44	Natalie Fritz

**CATCHERS (1)**

18	Grace Rana
----	------------

**CATCHER/INFIELDER (2)**

28	Jessica DeLeon
33	Sydney Carithers

**INFIELDERS (5)**

7	Ashley Archuleta
8	Katherine Brunner
13	Mya Pacheco
20	Emma Bramson
34	Miracle McKenzie

**OUTFIELDERS (5)**

00	DeNae Vasquez-Dickson
4	Ava Castillo
10	Allie Williams
21	Taylor Morgan
38	Keyannah Chavez

**UTILITY (6)**

1	Gabrielle Briones
9	Jewels Hanawahine
11	Adelaide Haack
24	Georgia Heathcock
26	Jasmyn Lloyd
27	Hayden Luderer

**PITCHER/OUTFIELDER (1)**

77	Marina Tinari
----	---------------





**DeNae Vasquez-Dickson**  
OF • 5-4 • SO. • L/L  
Grapevine, Texas



**Gabrielle Briones**  
UTIL • 5-3 • SO. • R/R  
Mesquite, Texas



**Caprice Barela**  
P • 5-6 • FR. • L/R  
Las Cruces, N.M.



**Ella Dawson**  
P • 5-9 • FR. • R/R  
Aldie, Va.



**Ava Castillo**  
OF • 5-4 • FR. • L/R  
Mansfield, Texas




**Lexi Atcitty**  
P • 6-0 • RS-SO. • L/L  
Lehi, Utah



**Ashley Archuleta**  
INF • 5-4 • SR. • L/R  
Rio Rancho, N.M.



**Katherine Brunner**  
INF • 5-7 • SO. • R/R  
Katy, Texas



**Jewels Hanawahine**  
UTIL • 5-9 • SO. • R/R  
Waimanalo, Hawai'i



**Allie Williams**  
OF • 5-5 • FR. • R/R  
Houston, Texas



**Adelaide Haack**  
UTIL • 5-7 • FR. • R/R  
Oklahoma City, Okla.



**Alina Ortiz**  
P • 5-6 • SO. • R/R  
Corona, Calif.



**Mya Pacheco**  
INF • 5-3 • FR. • R/R  
Rio Rancho, N.M.



**Brooke Umali**  
P • 5-3 • SO. • L/L  
Burlingame, Calif.



**Grace Rana**  
C • 5-6 • JR. • R/R  
Queen Creek, Ariz.



**Emma Bramson**  
INF • 5-7 • SR. • R/R  
Valencia, Calif.



**Taylor Morgan**  
OF • 5-6 • JR. • R/R  
Gallup, N.M.



**McKenna Guest**  
P • 5-6 • SO. • R/R  
Pattonville, Texas



**Georgia Heathcock**  
UTIL • 5-8 • JR. • R/R  
Little Elm, Texas



**Nova Montes**  
P • 5-8 • JR. • R/R  
Covina, Calif.



**Jasmyn Lloyd**  
UTIL • 5-4 • FR. • R/R  
Grand Prairie, Texas



**Hayden Luderer**  
UTIL • 5-5 • SO. • R/R  
Thousand Oaks, Calif.



**Jessica DeLeon**  
C/INF • 5-7 • FR. • L/L  
San Marcos, Texas



**Sydney Carithers**  
C/INF • 5-6 • SR. • R/R  
Fort Worth, Texas



**Miracle McKenzie**  
INF • 5-10 • FR. • R/R  
Long Beach, Calif.



**Keyannah Chavez**  
OF • 5-1 • JR. • L/L  
Leander, Texas



**Natalie Fritz**  
P • 6-0 • FR. • R/R  
Chandler, Ariz.



**Marina Tinari**  
P/OF • 5-4 • SO. • L/L  
Castle Rock, Colo.



**Nicole Dickson**  
Head Coach



**Morgan Spearman**  
Assistant Coach



**Sophie Hannabas**  
Assistant Coach



**Mackenzie Bennett**  
Assistant Coach



## HEAD COACH NICOLE DICKSON



Nicole Dickson enters her third season as head coach of the Lobo softball program in 2024-25. Hired on June 3, 2022, Dickson is the sixth head coach in program history.

The Lobos took significant statistical strides in her first year in Albuquerque, producing numbers that hadn't been achieved in several years. Of note, UNM's .299 batting average was the best since 2015 and tied the best average for the program in the last 11 years. The 399 hits and 231 runs scored were the most since 2015 and 2016, respectively, and the 214 RBI and .368 on-base percentage were the highest since 2015. The team's 14 triples were the most in a single season since 2010 and the Lobos' 40 stolen bases were the most since 2013. Defensively, the Lobos led the MW with 22 double plays, the most turned since 2015 and the four shutouts were the most since 2013.

Additionally, UNM jumped in the NCAA rankings from a season ago in eight categories: batting average (a ranking improvement of 86 spots), triples per game (88 spots), stolen bases per game (87 spots), runs (49 spots), on-base percentage (46 spots), slugging percentage (12 spots), shutouts (16 spots) and double plays turned (141 spots). The Lobos ranked 45th in batting average, 27th in double plays per game, 29th in triples per game, 68th in on-base percentage and 88th in slugging percentage.

It didn't take long to see the potential as with UNM's season-opening win over Nicholls, Dickson became just the second Lobo head coach in program history to win in their coaching debut, doing so with the largest margin of victory (12-3 in five innings). Three games later, Dickson and the Lobos made more history, beating No. 19 Oregon State 8-0 in five innings for UNM's first win over a ranked opponent since 2016 and UNM's first run-rule win over a ranked opponent since 2012.

During the season, Dickson guided the Lobos to their first series win over Nevada since 2015, UNM's 8-0 win over SJSU on March 25 was the first shutout against the Spartans since May 8, 2015, and the 12 runs scored against CSU on April 16 were the most runs the Lobos have scored against the Rams since April 15, 2016. In the March 19th win at Utah State, the Lobos finished with 18 hits, 15 runs and struck out 14 Aggies, with the 18 hits the most since 2018 and the 15 runs were the most since 2019. The 15 runs were the most against the Aggies since April 26, 2014, and the 14 strikeouts by Amber Linton were the most in a game by a Lobo since 2013.

Among the conference, UNM had players in the top four in the MW in batting average (Rachael Hathoot second at .396 and Peyton Robinson fourth at .380), two players in the top 5 in the MW in hits (Robinson fourth at 60 and Hathoot fifth at 59), two players in the top 2 in triples (Hathoot first at seven and Ashley Archuleta tied for second at 5) and had two MW Player of the Week, one Pitcher of the Week and two Freshman of the Week honors.

UNM produced two All-Mountain West First Team members in Archuleta and Hathoot, who each had their best seasons in a Lobo uniform.

Hathoot produced her best season as a Lobo with 59 hits, nine doubles, seven triples, 31 RBI, 91 total bases, 12 walks, 38 runs scored, a .396 batting average, .452 on-base percentage and .611 slugging percentage and her seven triples tied for the third most in a single season in program history, last done in 1998. Her 59 hits were more than her freshman and sophomore seasons combined, as were her total bases. Further, she had a career-best 15-game hit streak and career-best 20-game streak of reaching base, while also leading the team with 18 multiple hit games, five games with three hits and had seven multiple RBI games with a career-high five RBI against NMSU. Among the MW, the Lobo led the MW in triples and assists (114), was second in fielding double plays, second in batting average, fifth in hits, eighth in slugging percentage and total bases and ninth in on-base percentage. Archuleta finished with 43 hits, four doubles, five triples (tied for the ninth most in a single season in program history) and three home runs, 25 RBI and 66 total bases, had a .508 slugging percentage, .331 batting average and .401 on-base percentage. She finished her best season as a Lobo in terms of home runs, triples, batting average, slugging percentage and stolen bases.

In the circle, Amber Linton recorded a MW-best 164 strikeouts and set a program record in strikeouts per game at 7.24, besting her own program record of 6.97 she set in 2022. Her 14 complete games doubled her total from the previous year and she also registered 15 games with five or more strikeouts and three games with 10-plus strikeouts, an improvement over last season as well.

Nationally, Hathoot finished 53rd in the NCAA in batting average, fifth in triples and seventh in triples per game, Archuleta finished 28th in triples and 30th in triples per game, Robinson finished 30th in sacrifice bunts and Linton finished 58th in strikeouts.

"I am excited to have Nicole join the Lobo Family," said Vice President/Director of Athletics Eddie Nuñez at the time of her hire. "She has been highly successful at multiple levels, and she has a history of building programs. Her vision for what Lobo Softball can be, and how to build it, is what we need to bring our program to a championship level."

Prior to arriving at UNM, Dickson spent six seasons as the head coach at Stephen F. Austin, with the Ladyjacks surpassing 30 wins in four of five seasons and were on pace for another stellar result in the shortened 2020 season with a 19-4 record. Through her six seasons, Dickson compiled a 169-123 record and was named the 2021 Southland Conference Coach of the Year.

Under her leadership, SFA had 20 all-conference selections, as well as two hitter of the year and pitcher of the year selections, a player of the year and a freshman of the year.

"I am grateful for the opportunity to join UNM Athletics," Dickson stated upon her selection as the new Lobo head coach. "I really value, and aligned with, the core values and vision for the program. Both Eddie Nuñez and Deputy A.D. for External Affairs Dave Williams are all in, and are willing to support the student-athletes to have a quality experience and want to see softball be successful. I loved the community and coaches and the beautiful campus sells itself."

"I am excited to work with the student-athletes and develop a competitive, hard-working culture focused on getting better every day. The goal is to compete for championships and represent the campus and community positively on and off the field."

In her last season at SFA, the Ladyjacks went 18-6 in conference play and 31-27 overall, winning the Southwest Division and advancing to the WAC Tournament final as the No. 2 seed. The Ladyjacks had three players make the All-WAC team with Cassidy Wilbur claiming Pitcher of the Year. Wilbur struck out a conference-best 219 batters, holding the opposition to a .211 batting average while recording a WAC-high 37 appearances and tying the WAC lead in wins with 19. In her 18 complete games, she recorded a conference-high six shutouts.

Prior to that, the Ladyjacks won their second Southland Conference regular season title in 2021 with a 35-12 overall and 25-2 conference record, resulting in Dickson being selected Coach of the Year.

As a result of Dickson's and the Ladyjacks' success, three players were named to the 2021 NFCA All-Region Division I teams, with two first team selections and a third team selection. In addition, under her guidance, SFA had seven named to the all-conference teams that included the Southland Conference's Pitcher of the Year, Hitter of the Year and Player of the Year. Wilbur was also named Southland Conference Pitcher and Player of the Year in the league, the first time a Ladyjack has collected both honors simultaneously, as well as named a JWOS All-American Second Team.

Further, in 2021, the program set three program records. SFA's 25 league wins and just two conference losses were a program best, with the team setting another program record with 18 consecutive wins.

In the shortened 2020 season, Dickson and the Ladyjacks went 19-4 and set a program record with a then-13 consecutive wins with a NCAA Division I best nine true road wins. In the 2019, SFA went 36-23, compiling wins over Power Five programs Illinois, Mississippi State, Indiana and Baylor.

Before taking the helm at SFA, Dickson gained experience as the head coach at Tyler Junior College (2013-16) and a spent a year as the head coach at Paris Junior College (2012-13). Dickson got her start in coaching as a graduate assistant at Hardin-Simmons in 2008 before getting her first coaching job as an assistant coach at Howard College in 2010.

Dickson earned a B.S. in health and physical education from Eastern New Mexico in 2008 and earned a master's in sports management and kinesiology from Hardin-Simmons in 2009.

In addition, Coach Dickson's first win at SFA was against UNM (a 5-1 win on Feb. 17, 2017).

# HEAD COACH NICOLE DICKSON

## YEAR-BY-YEAR

YEAR	SCHOOL	OVERALL	CONFERENCE
2024	New Mexico	16-38 (.296)	8-14 (.364)
2023	New Mexico	19-31 (.380)	6-16 (.273)
2022	Stephen F. Austin	31-27 (.534)	18-6 (.750)
2021	Stephen F. Austin	35-12 (.745)	25-2 (.926)
2020	Stephen F. Austin	19-4 (.826)	3-0 (1.000)
2019	Stephen F. Austin	36-23 (.610)	18-9 (.667)
2018	Stephen F. Austin	31-24 (.564)	18-9 (.667)
2017	Stephen F. Austin	17-33 (.340)	9-15 (.375)
2016	Tyler JC	60-6 (.909)	27-1 (.964)
2015	Tyler JC	39-18 (.684)	18-10 (.643)
2014	Tyler JC	Hired to start softball program	
2013	Paris JC		
2012	Paris JC		

## COACHING HISTORY

2017-22: Stephen F. Austin, Head Coach  
 2013-16: Tyler Junior College, Head Coach  
 2012-13: Paris Junior College, Head Coach  
 2010-12: Howard College, Assistant Coach  
 2008-09: Hardin-Simmons, Graduate Assistant

## COACH DICKSON UNM RECORDS

OPPONENT	Series	H	A	N
Abilene Christian	0-2		0-2	
Arizona State	0-1		0-1	
Boise State	1-5	0-3	1-2	
Buffalo	3-0			3-0
Cal	0-1			0-1
Cal State Bakersfield	2-0	2-0		
Charlotte	1-0			1-0
Chattanooga	0-1			0-1
Cleveland State	0-1			0-1
Colorado State	1-3	1-1	0-2	
Creighton	1-0			1-0
Fresno State	2-4	2-1	0-3	
Grand Canyon	0-2		0-2	
Hawai'i	1-1		1-1	
Houston	1-0			1-0
Houston Christian	0-1			0-1
Louisiana	0-1		0-1	
LSU	0-2		0-2	
Manhattan	1-0			1-0
Marist	2-0			2-0
McNeese	0-1		0-1	
Minnesota	0-1			0-1
Montana	1-0			1-0
Nebraska	0-2			0-2
Nevada	2-4	2-1	0-3	
New Mexico State	1-4	1-1	0-3	
Nicholls	1-0		1-0	
North Texas	0-2		0-2	
Oklahoma State	0-1			0-1
Oregon State	1-1			1-1
Pacific	0-1			0-1
San Diego State	0-5	0-2	0-3	
San José State	3-3	2-1	1-2	
Santa Clara	0-1			0-1
Stephen F. Austin	1-1			1-1
Tennessee State	1-0			1-0
Texas Tech	0-6	0-1	0-4	
Toledo	1-0			1-0
UConn	0-1			0-1
UNLV	1-4	1-2	0-2	
Utah State	4-2	3-0	1-2	
UTEP	2-3	2-1	0-2	
Washington	0-1			0-1
	35-69	16-14	5-40	14-15

## RANKED WINS AT UNM

No. 19 Oregon State 8-0 (5) 2/11/23

## OVERALL RANKED WINS

No. 16 Indiana 1-0 3/1/19  
 No. 24 Mississippi St. 1-0 2/10/19  
 No. 25 Illinois 7-2 2/23/19  
 No. 19 Oregon State 8-0 (5) 2/11/23

## COACH DICKSON ALL-TIME RECORDS

OPPONENT	Series	H	A	N
Abilene Christian	9-11	2-4	7-7	
Arizona State	0-1		0-1	
Arkansas-Pine Bluff	1-0			1-0
Austin Peay	1-0			1-0
Baylor	1-3	0-1	1-2	
Belmont	1-0			1-0
Boise State	1-5	0-3	1-2	
Bowling Green	0-1			0-1
Buffalo	3-0			3-0
Butler	1-1			1-1
Cal	0-1			0-1
Cal State Bakersfield	2-0	2-0		
Central Arkansas	6-6	2-1	4-4	
Charlotte	1-0			1-0
Chattanooga	0-1			0-1
Cleveland State	0-1			0-1
Colorado State	1-3	1-1	0-2	
Coppin State	1-0			1-0
Creighton	1-0			1-0
Drake	1-0			1-0
Evansville	0-1			0-1
Fresno State	2-4	2-1	0-3	
Georgia State	0-1			0-1
Grambling State	1-0			1-0
Grand Canyon	1-3		0-2	1-2
Hawai'i	1-1		1-1	
Hofstra	1-0			1-0
Houston	1-2		0-2	1-0
Houston Baptist (now HCU)	10-3	7-2	3-0	0-1
Illinois	1-0			1-0
Illinois State	0-1			0-1
Incarinate Word	11-1	2-1	9-0	
Indiana	1-0			1-0
Jackson State	3-0	1-0		2-0
Jacksonville	1-1			1-1
Jacksonville St.	1-0			1-0
Kansas	0-3			0-3
Kent State	1-0			1-0
Lamar	15-6	7-5	8-1	
Louisiana	0-3		0-3	
Louisiana-Monroe	6-3	1-1	4-2	1-0
LSU	0-6		0-6	
Louisiana Tech	2-4	2-1	0-2	0-1
Manhattan	1-0			1-0
Marist	2-0			2-0
Maryland	1-0			1-0
McNeese	4-10	4-3	0-5	0-2
Memphis	3-0	2-0		1-0
Middle Tennessee	4-0	1-0		3-0
Minnesota	0-1			0-1
Mississippi State	1-3		1-3	
Mississippi Valley	2-1			2-1
Missouri	0-1		0-1	
Missouri State	1-5		0-1	1-4
Montana	1-0			1-0
Nebraska	0-2			0-2
Nevada	2-4	2-1	0-3	
New Mexico	2-0			2-0
New Mexico State	1-4	1-1	0-3	
Nicholls	5-5	4-2	1-3	
North Texas	0-6		0-6	
Northern Iowa	2-0			2-0
Northwestern State	8-3	6-3	1-0	1-0
Oklahoma State	0-1			0-1
Ole Miss	0-3		0-3	
Oregon	0-1			0-1
Oregon State	1-1			1-1
Pacific	0-1			0-1
Pitt	0-1			0-1
Prairie View	6-0	2-0	4-0	
Purdue	2-0			2-0
Sam Houston State	13-6	5-1	8-4	0-1
San Diego State	0-5	0-2	0-3	
San José State	3-3	2-1	1-2	
Santa Clara	0-1			0-1
Seattle	2-0			2-0
South Alabama	2-3		2-3	
South Dakota State	0-1			0-1
Southeastern La.	1-3		1-2	0-1
Southern	3-0			3-0
Southern Illinois	0-1			0-1
Southern Miss	1-1		1-1	
Stephen F. Austin	1-1			1-1
Syracuse	0-1			0-1
Tarleton State	6-2	2-1	3-0	1-1
Tennessee State	1-0			1-0
Tennessee Tech	1-1			1-1
Texas Arlington	2-3	1-1	1-2	
Texas A&M	0-5		0-5	
Texas A&M-CC	8-1	3-0	5-1	
Texas Southern	8-0	3-0	4-0	1-0
Texas Tech	0-7	0-1	0-4	0-2
Toledo	1-0			1-0
UConn	0-1			0-1
UMKC	0-2			0-2
UNLV	1-4	1-2	0-2	
USC Upstate	0-1			0-1
UTEP	2-3	2-1	0-2	
Utah State	4-2	3-0	1-2	
UT Martin	1-0			1-0
Valparaiso	1-0			1-0
Washington	0-1			0-1
Western Kentucky	0-2			0-2
Western Michigan	3-0			3-0
	204-192	73-41	72-101	59-50

SERIES HISTORY

TEXAS A&M-CORPUS CHRISTI

SERIES RECORD: 6-2

3/16/01	W	6-2
3/24/01	W	11-1
3/25/01	W	4-0
3/1/03	W	7-0
3/5/05	L	7-6
2/23/13	L	6-5 (8)
2/20/15	W	6-2
2/22/15	W	6-2

SAM HOUSTON

SERIES RECORD: 2-0

3/21/81	W	7-3
4/10/83	W	1-0 (11)

HOUSTON CHRISTIAN

SERIES RECORD: 0-1

2/17/24	L	3-1
---------	---	-----

HOUSTON

SERIES RECORD: 2-0

2/19/15	W	2-1
3/3/23	W	7-1

ST. JOHN'S

FIRST MEETING

STAT COMPARISON

	UNM	AM-CC	SH
OFFENSE			
AVG.	.258	.253	.259
OB %	.325	.321	.335
SLG%	.366	.350	.388
RUNS   AVG.	182   3.4	140   3.3	182   3.6
HITS   AVG.	350   6.5	279   6.5	338   6.8
BB   AVG.	106   2.0	103   2.4	124   2.5
RBI	160	130	164
HR	28	11	31
SB-ATT	37-44	36-44	31-44
PITCHING			
ERA	5.98	2.72	5.03
SO   AVG.	166   3.1	263   6.1	208   4.2
BB   AVG.	182   3.4	128   3.0	139   2.8
OPP. AVG.	.312	.242	.266
FIELDING			
DP	19	6	9
FLD %	.959	.960	.967
	HCU	UH	SJU
OFFENSE			
AVG.	.259	.295	.254
OB %	.326	.394	.341
SLG%	.371	.450	.365
RUNS   AVG.	179   3.6	330   6.0	222   3.8
HITS   AVG.	340   6.8	411   7.5	385   6.6
BB   AVG.	115   2.3	201   3.7	157   2.7
RBI	153	306	199
HR	21	46	32
SB-ATT	41-53	46-55	69-76
PITCHING			
ERA	3.95	6.07	2.86
SO   AVG.	224   4.5	127   2.3	395   6.8
BB   AVG.	171   3.4	189   3.4	176   3.0
OPP. AVG.	.299	.313	.243
FIELDING			
DP	22	13	14
FLD %	.955	.965	.965

UNM WHEN HOME/AWAY/NEUTRAL

STAT	HOME ()	AWAY ()	NEUTRAL ()
RUNS			
Opp			
BAVG.			
Opp			
HITS			
Opp			
HR			
SO			
Opp			
BB			
Opp			
ERA			
Opp			



BY MONTH

BATTING

MONTH	AVG.	G	AB	R	H	2B	3B	HR	RBI	TB	SLG%	BB	SO	OB%	SF	SH	SB	SBA
Feb.																		
March																		
April																		
May																		
TOT																		

PITCHING

Month	ERA	W-L	G	CG	SHO	SV	IP	H	R	ER	SO	BB	2B	3B	HR	AVG.	WP	HBP
Feb.																		
March																		
April																		
May																		
TOT																		

2025 MW PLAYERS OF THE WEEK

PLAYER OF THE WEEK	PITCHER OF THE WEEK	FRESHMAN OF THE WEEK
--------------------	---------------------	----------------------

**GAME-BY-GAME STARTERS**

## BY POSITION

DATE	OPPONENT	SP	C	1B	2B	SS	3B	LF	CF	RF	DP
2/6	Texas A&M-Corpus Christi										
2/6	Sam Houston										
2/7	Houston Christian										
2/7	Houston										
2/8	Houston Christian										
2/8	Houston										
2/9	St. John's										
2/14	Fordham										
2/14	St. Thomas										
2/15	Texas State										
2/15	St. Thomas										
2/16	Texas State										
2/21	Texas Southern										
2/21	North Dakota										
2/22	North Dakota										
2/22	Tarleton										
2/23	Texas Southern										
2/28	Northwestern State										
2/28	Mississippi State										
3/1	Mississippi State										
3/1	Alabama State										
3/2	Alabama State										
3/6	St. Joseph's										
3/7	San Diego										
3/7	UPenn										
3/8	St. Joseph's										
3/8	San Diego										
3/11	New Mexico State										
3/14	San José State										
3/15	San José State										
3/16	San José State										
3/18	UTEP										
3/21	San Diego State										
3/22	San Diego State										
3/23	San Diego State										
3/25	UC San Diego										
4/2	Utah State										
4/2	Utah State										
4/5	Boise State										
4/6	Boise State										
4/11	Colorado State										
4/12	Colorado State										
4/13	Colorado State										
4/17	at Fresno State										
4/18	at Fresno State										
4/19	at Fresno State										
4/22	UTEP										
4/25	Nevada										
4/26	Nevada										
4/27	Nevada										
5/1	UNLV										
5/2	UNLV										
5/3	UNLV										

**BREAKDOWN**

SP	C	1B	2B	SS	3B	LF	CF	RF	DP
----	---	----	----	----	----	----	----	----	----

**GAME-BY-GAME STARTERS****BY BATTING ORDER**

DATE	OPPONENT	1	2	3	4	5	6	7	8	9
2/6	Texas A&M-CC									
2/6	Sam Houston									
2/7	HCU									
2/7	Houston									
2/8	HCU									
2/8	Houston									
2/9	St. John's									
2/14	Fordham									
2/14	St. Thomas									
2/15	Texas State									
2/15	St. Thomas									
2/16	Texas State									
2/21	Texas Southern									
2/21	North Dakota									
2/22	North Dakota									
2/22	Tarleton									
2/23	Texas Southern									
2/28	Northwestern St.									
2/28	Mississippi State									
3/1	Mississippi State									
3/1	Alabama State									
3/2	Alabama State									
3/6	St. Joseph's									
3/7	San Diego									
3/7	UPenn									
3/8	St. Joseph's									
3/8	San Diego									
3/11	New Mexico St.									
3/14	San José State									
3/15	San José State									
3/16	San José State									
3/18	UTEP									
3/21	San Diego State									
3/22	San Diego State									
3/23	San Diego State									
3/25	UC San Diego									
4/2	Utah State									
4/2	Utah State									
4/5	Boise State									
4/6	Boise State									
4/11	Colorado State									
4/12	Colorado State									
4/13	Colorado State									
4/17	at Fresno State									
4/18	at Fresno State									
4/19	at Fresno State									
4/22	UTEP									
4/25	Nevada									
4/26	Nevada									
4/27	Nevada									
5/1	UNLV									
5/2	UNLV									
5/3	UNLV									

**BREAKDOWN****LEADOFF****2ND****3RD****CLEANUP****5TH****6TH****7TH****8TH****9TH**



NEW MEXICO OVERALL STATISTICS

Record: 16-38 Home: 7-7 Away: 3-23 Neutral: 6-8 MW: 8-14

Player	avg	gp-gs	ab	r	h	2b	3b	hr	rbi	tb	slg%	bb	hp	so	gdp	ob%	sf	sh	sb-att	po	a	e	fld%
3 HATHOOT, Rachael	.382	54-54	173	37	66	5	1	2	12	79	.457	10	4	13	0	.423	2	8	6-6	76	126	14	.935
38 CHAVEZ, Keyannah	.380	49-48	129	32	49	4	5	8	25	87	.674	19	5	12	0	.471	2	5	3-5	87	2	5	.947
25 YEATTS, Chloe	.265	53-51	151	14	40	7	0	10	34	77	.510	7	5	29	6	.315	2	2	0-0	168	16	5	.974
13 BAYLOR, Elizabeth	.252	46-39	107	13	27	2	1	1	9	34	.318	7	1	16	2	.302	1	0	3-3	44	1	2	.957
7 ARCHULETA, Ashley	.250	49-48	136	19	34	7	1	2	19	49	.360	13	4	29	0	.331	1	0	7-8	85	58	7	.953
0 VASQUEZ-DICKSO	.237	53-46	135	19	32	6	0	3	18	47	.348	7	2	19	0	.285	0	15	5-7	83	4	1	.989
8 BRUNNER, Katherine	.224	49-44	116	6	26	4	0	2	17	36	.310	8	1	25	2	.276	2	1	1-1	33	18	3	.944
20 BRAMSON, Emma	.219	54-54	151	16	33	2	1	0	11	37	.245	5	4	11	2	.258	3	4	6-6	265	7	5	.982
33 CARITHERS, Sydney	.173	53-51	104	10	18	3	0	0	9	21	.202	12	4	17	1	.281	1	4	3-4	97	68	12	.932
-----																							
12 BRAUN, Savannah	.500	2-0	2	0	1	0	0	0	0	1	.500	0	0	1	0	.500	0	0	0-0	0	0	0	.000
4 ANDREWS, Macie	.267	31-12	30	6	8	1	0	0	2	9	.300	0	2	12	0	.313	0	1	0-1	21	0	2	.913
9 HANAWAHINE, Jewels	.250	4-0	4	0	1	0	0	0	0	1	.250	0	0	3	0	.250	0	0	0-0	0	0	0	.000
1 BRIONES, Gabrielle	.217	18-5	23	2	5	2	0	0	0	7	.304	1	0	5	1	.250	0	1	1-1	5	7	0	1.000
26 SMITH, Karly	.111	25-9	36	1	4	1	0	0	2	5	.139	8	0	10	0	.273	0	0	0-0	1	0	0	1.000
27 LUDERER, Hayden	.111	31-17	36	6	4	0	0	0	0	4	.111	5	1	10	0	.238	0	2	2-2	25	0	0	1.000
24 SANDOVAL, Diamond	.111	8-1	9	0	1	0	0	0	0	1	.111	1	0	3	0	.200	0	0	0-0	0	0	0	.000
18 RANA, Grace	.100	12-6	10	1	1	0	0	0	1	1	.100	1	1	2	0	.250	0	1	0-0	16	0	2	.889
44 GARCIA, Lauren	.000	4-1	3	0	0	0	0	0	1	0	.000	2	0	0	0	.400	0	0	0-0	0	0	0	.000
Totals	.258	54	1355	182	350	44	9	28	160	496	.366	106	34	217	14	.325	14	44	37-44	1015	371	60	.959
Opponents	.312	54	1422	341	444	79	19	64	318	753	.530	182	40	166	10	.401	17	28	95-106	1059	437	59	.962

LOB - Team (314), Opp (335). DPs turned - Team (19), Opp (24). CI - Team (1), RANA 1, Opp (1). IBB - Team (2), CHAVEZ 1, HATHOOT 1, Opp (1). Picked off - CARITHERS 1.

(All games Sorted by Earned run avg)

Player	era	w-l	app	gs	cg	sho	sv	ip	h	r	er	bb	so	2b	3b	hr	b/avg	wp	hp	bk	sfa	sha
17 LINTON, Amber	4.87	3-5	17	8	1	0/0	2	60.1	78	53	42	43	34	13	1	4	.310	3	10	0	0	7
23 GUEST, McKenna	5.05	10-19	40	24	9	0/0	1	147.0	167	119	106	68	90	26	8	24	.286	8	19	0	11	11
16 UMALI, Brooke	6.28	0-0	19	4	0	0/0	0	29.0	37	29	26	13	14	5	3	10	.303	1	1	0	0	1
14 SNOW, Taylor	7.39	3-13	27	13	3	0/0	0	72.0	116	89	76	27	15	24	4	17	.355	3	7	0	4	8
28 BROUSE, Emily	9.55	0-1	11	4	0	0/0	0	18.1	24	28	25	17	10	6	1	5	.308	1	2	0	1	1
5 JONES, Kenzie	12.00	0-0	10	1	0	0/0	0	11.2	22	23	20	14	3	5	2	4	.373	0	1	0	1	0
Totals	5.98	16-38	54	54	13	0/0	3	338.1	444	341	289	182	166	79	19	64	.312	16	40	0	17	28
Opponents	2.92	38-16	54	54	19	4/0	4	353.0	350	182	147	106	217	44	9	28	.258	27	34	0	14	44

PB - Team (8), YEATTS 4, RANA 2, CARITHERS 2, Opp (10). Pickoffs - Team (1), CARITHERS 1, Opp (1). SBA/ATT - YEATTS (43-50), CARITHERS (43-47), GUEST (39-46), SNOW (25-25), LINTON (14-16), RANA (8-8), BROUSE (6-7), JONES (6-6), UMALI (4-5).

2024 MOUNTAIN WEST STATS

Record: 8-14 Home: 6-5 Away: 2-9 MW: 8-14

Player	avg	gp-gs	ab	r	h	2b	3b	hr	rbi	tb	slg%	bb	hp	so	gdp	ob%	sf	sh	sb-att	po	a	e	fld%
3 HATHOOT, Rachael	.378	22-22	74	15	28	1	1	1	3	34	.459	3	3	6	0	.425	0	4	2-2	30	53	7	.922
13 BAYLOR, Elizabeth	.357	19-14	42	7	15	1	1	1	7	21	.500	4	0	6	0	.404	1	0	1-1	22	1	2	.920
38 CHAVEZ, Keyannah	.340	19-19	50	16	17	1	3	3	8	33	.660	11	3	4	0	.477	1	0	0-1	37	1	3	.927
25 YEATTS, Chloe	.328	22-22	61	8	20	2	0	6	18	40	.656	3	1	11	2	.358	2	2	0-0	61	8	4	.945
0 VASQUEZ-DICKSO	.279	22-22	68	11	19	5	0	3	11	33	.485	2	2	13	0	.319	0	7	3-5	35	1	0	1.000
7 ARCHULETA, Ashley	.267	22-22	60	9	16	2	0	2	11	24	.400	4	2	9	0	.328	1	0	1-1	45	32	3	.963
20 BRAMSON, Emma	.188	22-22	64	5	12	1	0	0	4	13	.203	1	2	4	2	.224	0	1	2-2	147	3	1	.993
8 BRUNNER, Katherine	.182	18-17	44	2	8	1	0	1	6	12	.273	1	0	9	2	.191	2	1	0-0	1	2	0	1.000
33 CARITHERS, Sydney	.146	22-22	48	1	7	0	0	0	2	7	.146	4	2	10	0	.241	0	1	0-0	24	32	4	.933
-----																							
12 BRAUN, Savannah	.500	2-0	2	0	1	0	0	0	0	1	.500	0	0	1	0	.500	0	0	0-0	0	0	0	.000
4 ANDREWS, Macie	.286	17-6	14	3	4	0	0	0	2	4	.286	0	2	7	0	.375	0	1	0-1	13	0	1	.929
1 BRIONES, Gabrielle	.200	8-1	10	1	2	1	0	0	0	3	.300	1	0	2	0	.273	0	0	0-0	0	0	0	.000
24 SANDOVAL, Diamond	.167	4-1	6	0	1	0	0	0	0	1	.167	0	0	2	0	.167	0	0	0-0	0	0	0	.000
27 LUDERER, Hayden	.091	11-6	11	1	1	0	0	0	0	1	.091	2	1	2	0	.286	0	1	1-1	9	0	0	1.000
26 SMITH, Karly	.000	9-1	12	1	0	0	0	0	0	0	.000	0	0	2	0	.000	0	0	0-0	0	0	0	.000
18 RANA, Grace	.000	2-1	1	1	0	0	0	0	0	0	.000	0	0	0	0	.000	0	0	0-0	0	0	0	.000
9 HANAWAHINE, Jewels	.000	1-0	1	0	0	0	0	0	0	0	.000	0	0	1	0	.000	0	0	0-0	0	0	0	.000
Totals	.266	22	568	81	151	15	5	17	72	227	.400	36	18	89	6	.326	7	18	10-14	429	155	26	.957
Opponents	.321	22	599	147	192	30	11	33	140	343	.573	77	20	60	6	.409	11	14	31-33	439	164	24	.962

LOB - Team (127), Opp (145). DPs turned - Team (8), Opp (9). IBB - Team (1), CHAVEZ 1. Picked off - CARITHERS 1.

(MW games only Sorted by Earned run avg)

Player	era	w-l	app	gs	cg	sho	sv	ip	h	r	er	bb	so	2b	3b	hr	b/avg	wp	hp	bk	sfa	sha
17 LINTON, Amber	4.16	3-3	9	6	1	0/0	2	37.0	43	28	22	21	13	5	1	2	.293	1	8	0	0	5
23 GUEST, McKenna	5.51	4-6	18	8	2	0/0	0	61.0	71	52	48	33	34	13	6	12	.292	4	5	0	9	5
16 UMALI, Brooke	6.66	0-0	9	3	0	0/0	0	13.2	19	16	13	7	7	2	1	5	.317	1	1	0	0	0
14 SNOW, Taylor	9.42	1-5	11	5	0	0/0	0	26.0	47	37	35	8	4	8	2	9	.385	0	5	0	1	4
5 JONES, Kenzie	15.27	0-0	4	0	0	0/0	0	3.2	8	9	8	7	2	2	1	3	.444	0	1	0	1	0
28 BROUSE, Emily	21.00	0-0	2	0	0	0/0	0	1.2	4	5	5	1	0	0	0	2	.444	0	0	0	0	0
Totals	6.41	8-14	22	22	3	0/0	2	143.0	192	147	131	77	60	30	11	33	.321	6	20	0	11	14
Opponents	3.06	14-8	22	22	7	2/0	2	146.1	151	81	64	36	89	15	5	17	.266	7	18	0	7	18

PB - Team (1), YEATTS 1, Opp (1). Pickoffs - Team (0), Opp (1). SBA/ATT - YEATTS (28-30), GUEST (21-21), SNOW (5-5), UMALI (3-4), LINTON (1-2), CARITHERS (2-2).

# BATTING

## GAME-BY-GAME STATISTICS

Date	Opponent	ab	r	h	rbi	2b	3b	hr	tb	bb	ibb	sb	cs	hbp	sac	sf	gdp	k	po	a	e	lob	avg
Feb 09	vs Tennessee St.	31	7	12	5	0	0	1	15	3	0	6	0	0	0	1	0	4	21	6	1	8	.387
Feb 09	at McNeese	26	4	9	4	0	1	1	14	2	0	0	0	0	0	1	0	4	16	9	4	7	.368
Feb 10	vs Chattanooga	23	2	4	2	0	0	0	4	4	0	1	0	2	0	1	1	5	21	9	3	7	.312
Feb 10	vs California	21	3	5	3	0	0	0	5	1	0	1	0	0	0	0	0	2	12	3	2	4	.297
Feb 11	at Louisiana	21	2	6	1	1	0	0	7	0	0	1	0	0	0	0	1	1	13	5	1	4	.295
Feb 14	at UTEP	31	3	6	2	2	0	0	8	0	0	3	0	0	0	0	0	1	23	7	1	4	.275
Feb 14	at UTEP	22	2	3	1	1	0	0	4	0	0	1	0	1	2	0	0	4	18	5	1	2	.257
Feb 16	vs Marist	32	13	15	11	4	0	0	19	4	0	7	0	2	3	1	0	3	21	6	0	8	.290
Feb 16	at Abilene Christian	28	3	7	3	1	1	0	10	1	0	3	0	1	1	0	0	5	18	3	0	7	.285
Feb 17	vs Houston Christia	23	1	5	1	1	0	0	6	7	0	1	0	0	1	0	1	6	18	7	1	9	.279
Feb 18	vs Marist	26	10	9	9	1	1	0	12	9	1	0	1	1	0	0	0	5	21	7	2	8	.285
Feb 18	at Abilene Christian	17	0	2	0	0	0	0	2	0	0	0	0	0	0	0	0	0	13	5	2	3	.276
Feb 23	vs SFA	27	6	8	6	1	0	1	12	2	0	0	0	2	1	1	0	3	21	12	1	9	.277
Feb 23	at UNT	23	1	3	1	1	0	0	4	0	0	0	0	3	1	0	0	8	18	6	0	5	.268
Feb 24	vs SFA	20	1	7	1	1	0	0	8	1	0	0	1	0	0	0	0	1	12	1	1	5	.272
Feb 24	at UNT	22	0	0	0	0	0	0	0	2	0	0	0	0	1	0	1	8	22	7	0	2	.257
Feb 25	vs Minnesota	26	1	5	1	0	0	0	5	2	0	0	0	0	1	0	1	4	21	12	2	7	.253
Feb 28	TEXAS TECH	26	2	6	2	1	0	1	10	3	0	0	0	0	0	0	0	8	21	7	1	6	.252
Mar 01	vs Pacific	28	2	9	2	1	0	0	10	2	0	0	0	2	1	0	1	5	18	9	0	10	.256
Mar 01	vs Montana	27	3	7	3	0	0	1	10	3	0	1	0	0	1	0	0	6	21	9	0	7	.256
Mar 02	vs Toledo	25	5	5	5	2	1	0	9	1	0	1	0	0	1	0	0	3	21	7	2	4	.253
Mar 02	at Grand Canyon	27	2	7	1	2	0	0	9	1	0	0	0	1	2	0	0	4	18	6	0	8	.254
Mar 07	vs Cleveland State	26	1	7	0	2	0	0	9	3	0	0	0	1	1	0	0	4	18	8	1	9	.254
Mar 07	at Hawaii	23	1	4	1	2	0	0	6	2	0	0	0	0	2	0	0	1	18	10	1	5	.251
Mar 08	vs UCONN	24	1	4	1	0	0	0	4	5	0	0	0	0	1	0	0	8	21	5	0	8	.248
Mar 08	at Hawaii	24	5	5	5	0	0	1	8	3	0	0	1	0	1	0	0	2	21	7	0	2	.247
Mar 12	at Texas Tech	18	1	4	1	0	0	0	4	1	0	0	0	0	0	0	0	6	13	6	0	3	.246
Mar 12	at Texas Tech	20	5	6	5	2	0	1	11	2	0	0	0	0	0	1	0	5	13	4	1	3	.247
*Mar 15	at San Jose State	30	6	8	5	1	0	0	9	3	0	3	0	0	1	2	0	2	24	11	2	6	.248
*Mar 16	at San Jose State	25	1	3	1	0	0	0	3	0	0	1	0	2	0	1	0	5	18	6	2	6	.244
*Mar 17	at San Jose State	29	3	8	3	0	0	0	8	1	0	0	0	0	1	0	0	2	18	2	2	7	.245
Mar 19	UTEP	23	6	8	6	0	0	2	14	0	0	1	0	0	2	1	0	3	21	9	0	2	.248
*Mar 22	UNLV	32	5	12	5	0	1	2	20	3	0	0	0	1	0	0	1	3	21	6	1	10	.253
*Mar 23	UNLV	24	2	5	2	0	1	1	10	2	0	0	0	0	2	0	0	2	24	7	1	5	.252
*Mar 23	UNLV	28	2	8	1	0	0	0	8	3	0	2	0	2	0	0	0	4	21	6	0	10	.253
Mar 26	at NM State	19	1	4	0	0	0	0	4	3	0	0	0	0	1	0	0	5	14	4	1	7	.252
Mar 26	at NM State	31	4	9	2	2	0	1	14	2	0	0	0	0	1	0	1	1	18	4	1	9	.253
*Mar 28	at Nevada	27	4	5	4	1	0	0	6	0	0	0	0	0	1	0	0	1	18	7	2	3	.251
*Mar 28	at Nevada	25	2	2	2	0	0	1	5	3	0	0	0	1	0	0	0	10	18	3	1	6	.247
*Mar 29	at Nevada	14	0	1	0	0	0	0	1	0	0	0	1	1	1	0	0	1	12	3	0	1	.244
*Apr 03	SAN DIEGO STATE	27	2	7	1	0	0	0	7	0	0	0	0	0	1	0	1	4	21	6	1	5	.245
*Apr 03	SAN DIEGO STATE	34	8	13	5	3	1	0	18	0	0	0	0	0	2	1	0	5	21	8	0	8	.249
*Apr 06	at Colorado State	16	4	5	4	2	1	1	12	1	0	0	0	3	2	0	1	3	12	4	1	3	.250
*Apr 07	at Colorado State	17	0	4	0	0	0	0	4	0	0	0	2	0	0	0	0	3	12	4	2	2	.250
Apr 16	NM STATE	27	3	8	3	1	0	1	12	1	0	0	0	0	1	0	1	3	21	11	4	5	.251
*Apr 19	UTAH STATE	26	9	9	9	1	1	5	27	1	0	0	0	1	1	0	0	4	21	12	3	2	.253
*Apr 20	UTAH STATE	23	3	6	3	0	0	0	6	4	0	0	0	1	0	1	0	6	21	6	0	8	.253
*Apr 21	UTAH STATE	25	6	10	6	3	0	0	13	4	0	0	0	0	1	1	1	3	21	6	0	7	.257
*Apr 26	at Boise State	26	4	5	4	1	0	2	12	3	0	0	0	0	0	0	0	6	18	6	3	4	.255
*Apr 27	at Boise State	27	4	7	3	1	0	1	11	1	0	1	0	1	1	1	0	5	21	7	0	6	.255
*Apr 28	at Boise State	30	4	8	3	0	0	1	11	4	0	0	0	0	1	0	0	6	18	6	3	10	.256
*May 02	FRESNO STATE	34	4	12	4	2	0	2	20	1	1	2	0	1	2	0	1	4	27	16	1	9	.258
*May 03	FRESNO STATE	24	4	7	4	0	0	0	7	1	0	1	0	1	1	0	0	3	21	13	0	5	.259
*May 04	FRESNO STATE	25	4	6	3	0	0	1	9	1	0	0	1	3	0	0	1	7	21	10	1	4	.258
Totals		1355	182	350	160	44	9	28	496	106	2	37	7	34	44	14	14	217	1015	371	60	314	.258



**PITCHING****GAME-BY-GAME STATISTICS**

Date	Opponent	ip	h	r	er	bb	so	2b	3b	hr	wp	bk	hbp	dp	ibb	score	w-l	sv	era
Feb 09	vs Tennessee St.	7.0	9	6	6	5	9	2	0	0	1	0	1	0	0	7-6	1-0	0	6.00
Feb 09	at McNeese	5.1	10	12	6	8	0	5	0	0	1	0	0	0	0	4-12	1-1	0	6.81
Feb 10	vs Chattanooga	7.0	11	4	2	4	5	1	0	1	0	0	0	0	0	2-4	1-2	0	5.07
Feb 10	vs California	4.0	15	16	6	4	2	1	0	2	0	0	0	1	0	3-16	1-3	0	6.00
Feb 11	at Louisiana	4.1	8	10	9	6	3	1	0	1	0	0	1	0	0	2-10	1-4	0	7.34
Feb 14	at UTEP	7.2	9	4	4	2	9	0	0	2	0	0	0	1	0	3-4	1-5	0	6.54
Feb 14	at UTEP	6.0	8	4	4	3	5	3	0	0	0	0	1	0	0	2-4	1-6	0	6.27
Feb 16	vs Marist	7.0	5	3	3	6	9	0	0	0	1	0	0	0	0	13-3	2-6	0	5.79
Feb 16	at Abilene Christian	6.0	10	7	7	5	5	4	0	1	1	0	0	0	0	3-7	2-7	0	6.06
Feb 17	vs Houston Christia	6.0	5	3	3	2	3	2	0	0	1	0	1	0	0	1-3	2-8	0	5.80
Feb 18	vs Marist	7.0	10	7	7	5	6	3	0	1	2	0	1	0	0	10-7	3-8	1	5.93
Feb 18	at Abilene Christian	4.1	8	8	4	0	1	2	0	0	0	0	3	0	0	0-8	3-9	1	5.96
Feb 23	vs SFA	7.0	5	3	2	3	0	0	0	1	0	0	0	1	0	6-3	4-9	1	5.61
Feb 23	at UNT	6.0	7	3	3	2	4	0	0	0	0	0	0	1	0	1-3	4-10	1	5.46
Feb 24	vs SFA	4.0	12	13	10	4	2	2	1	1	0	0	1	0	0	1-13	4-11	1	6.00
Feb 24	at UNT	7.1	3	1	0	0	2	1	0	0	0	0	0	0	0	0-1	4-12	1	5.54
Feb 25	vs Minnesota	7.0	13	10	9	6	2	4	1	0	1	0	2	1	0	1-10	4-13	1	5.78
Feb 28	TEXAS TECH	7.0	10	9	8	3	1	2	1	3	0	0	1	1	0	2-9	4-14	1	5.92
Mar 01	vs Pacific	6.0	8	5	5	3	0	2	0	1	1	0	2	1	0	2-5	4-15	1	5.91
Mar 01	vs Montana	7.0	7	2	2	2	3	0	1	1	0	0	0	2	0	3-2	5-15	1	5.69
Mar 02	vs Toledo	7.0	5	1	1	0	4	1	0	0	0	0	0	1	0	5-1	6-15	1	5.44
Mar 02	at Grand Canyon	6.0	8	5	5	0	3	3	1	1	0	0	0	0	0	2-5	6-16	1	5.46
Mar 07	vs Cleveland State	6.0	4	3	2	1	5	2	0	0	0	0	1	0	0	1-3	6-17	1	5.32
Mar 07	at Hawaii	6.0	5	3	2	1	0	1	0	1	0	0	0	0	0	1-3	6-18	1	5.20
Mar 08	vs UCONN	7.0	5	3	3	2	5	0	0	1	0	0	1	0	0	1-3	6-19	1	5.10
Mar 08	at Hawaii	7.0	5	4	4	7	4	0	1	2	0	0	1	0	0	5-4	7-19	1	5.06
Mar 12	at Texas Tech	4.1	8	9	9	4	0	2	0	4	0	0	0	0	0	1-9	7-20	1	5.30
Mar 12	at Texas Tech	4.1	14	14	13	4	1	2	1	3	1	0	0	0	1	5-14	7-21	1	5.70
*Mar 15	at San Jose State	8.0	6	5	5	2	2	1	1	0	0	0	0	0	0	6-5	8-21	1	5.64
*Mar 16	at San Jose State	6.0	6	4	3	2	2	0	1	0	1	0	0	1	0	1-4	8-22	1	5.57
*Mar 17	at San Jose State	6.0	12	9	7	0	1	2	1	0	1	0	0	0	0	3-9	8-23	1	5.65
Mar 19	UTEP	7.0	2	1	1	0	6	0	0	1	0	0	2	1	0	6-1	9-23	1	5.49
*Mar 22	UNLV	7.0	10	7	7	2	2	2	1	1	0	0	1	0	0	5-7	9-24	1	5.54
*Mar 23	UNLV	8.0	4	1	1	7	5	1	0	0	1	0	1	0	0	2-1	10-24	1	5.37
*Mar 23	UNLV	7.0	11	8	8	2	0	0	0	5	0	0	0	0	0	2-8	10-25	1	5.45
Mar 26	at NM State	4.2	6	9	7	6	3	0	1	2	0	0	1	0	0	1-9	10-26	1	5.55
Mar 26	at NM State	6.0	11	8	8	3	1	2	0	1	0	0	0	0	0	4-8	10-27	1	5.65
*Mar 28	at Nevada	6.0	9	5	5	0	4	2	3	0	0	0	1	0	0	4-5	10-28	1	5.66
*Mar 28	at Nevada	6.0	9	8	6	4	4	2	0	3	1	0	0	0	0	2-8	10-29	1	5.69
*Mar 29	at Nevada	4.0	11	10	10	3	2	1	0	4	0	0	1	0	0	0-10	10-30	1	5.88
*Apr 03	SAN DIEGO STATE	7.0	8	4	4	4	2	3	0	0	0	0	0	0	0	2-4	10-31	1	5.83
*Apr 03	SAN DIEGO STATE	7.0	12	12	12	4	3	3	0	4	0	0	1	0	0	8-12	10-32	1	6.00
*Apr 06	at Colorado State	4.0	11	12	12	4	3	4	1	3	0	0	2	0	0	4-12	10-33	1	6.22
*Apr 07	at Colorado State	4.0	9	16	14	10	3	1	1	4	0	0	2	0	0	0-16	10-34	1	6.50
Apr 16	NM STATE	7.0	6	4	3	4	3	1	0	0	0	0	0	0	0	3-4	10-35	1	6.41
*Apr 19	UTAH STATE	7.0	7	6	3	2	3	0	1	2	0	0	0	0	0	9-6	11-35	1	6.32
*Apr 20	UTAH STATE	7.0	4	2	2	3	4	1	0	0	0	0	0	0	0	3-2	12-35	1	6.22
*Apr 21	UTAH STATE	7.0	7	5	5	4	2	1	0	1	0	0	2	0	0	6-5	13-35	2	6.19
*Apr 26	at Boise State	6.0	8	5	3	3	3	0	0	1	0	0	2	1	0	4-5	13-36	2	6.14
*Apr 27	at Boise State	7.0	8	3	3	3	2	1	0	0	0	0	2	1	0	4-3	14-36	2	6.06
*Apr 28	at Boise State	6.0	6	8	6	8	4	1	0	1	1	0	0	0	0	4-8	14-37	2	6.08
*May 02	FRESNO STATE	9.0	9	3	1	4	5	1	0	0	0	0	2	0	0	4-3	15-37	2	5.94
*May 03	FRESNO STATE	7.0	11	1	1	4	3	1	0	0	1	0	1	4	0	4-1	16-37	3	5.83
*May 04	FRESNO STATE	7.0	14	13	13	2	1	2	1	4	0	0	2	1	0	4-13	16-38	3	5.98
Totals		338.1	444	341	289	182	166	79	19	64	16	0	40	19	1	182-341	16-38	3	5.98

# RECORD AND INNING BREAKDOWN

Score by innings	1	2	3	4	5	6	7	8	9	Total
New Mexico	30	19	30	28	32	23	16	3	1	182
Opponents	66	50	59	41	57	46	19	3	0	341

## Record when ...

Overall	16-38	After 4 leading	10-2
Conference	8-14	..... trailing	2-32
Non-Conference	8-24	..... tied	4-4
Home games	7-7	After 5 leading	13-3
Away games	3-23	..... trailing	1-21
Neutral site	6-8	..... tied	2-4
Day games	12-32	After 6 leading	13-0
Night games	4-6	..... trailing	1-24
vs Left starter	2-4	..... tied	2-3
vs Right starter	14-34		
1-Run games	9-5	Hit 0 home runs	7-27
2-Run games	0-9	... 1 home run	6-9
5+Run games	2-17	... 2+ home runs	3-2
Extra innings	3-2		
Shutouts	0-4	Opponent 0 home runs	9-13
		..... 1 home run	5-12
Scoring 0-2 runs	1-23	..... 2+ HRs	2-13
..... 3-5 runs	7-14		
..... 6-9 runs	6-1	Made 0 errors	8-10
..... 10+ runs	2-0	.... 1 error	4-16
		.... 2+ errors	4-12
Opponent 0-2 runs	6-1		
..... 3-5 runs	7-15	Opp. made 0 errors	9-15
..... 6-9 runs	3-11	..... 1 error	0-11
..... 10+ runs	0-11	..... 2+ errors	7-12
Scored in 1st inning	11-8	Out-hit opponent	10-6
Opp. scored in 1st	6-21	Out-hit by opponent	3-31
Scores first	9-11	Hits are tied	3-1
Opp. scores first	7-27		

## Record when team scores:

Runs	0	1	2	3	4	5	6	7	8	9	10+
W-L	0-4	0-10	1-9	2-5	3-7	2-2	4-0	1-0	0-1	1-0	2-0

## Record when opponent scores:

Runs	0	1	2	3	4	5	6	7	8	9	10+
W-L	0-0	4-1	2-0	4-5	1-6	2-4	2-0	1-2	0-5	0-4	0-11

## Record when leading after:

Inn.	1	2	3	4	5	6
W-L	9-4	6-6	7-3	10-2	13-3	13-0

## Record when trailing after:

Inn.	1	2	3	4	5	6
W-L	4-18	7-25	5-30	2-32	1-21	1-24

## Record when tied after:

Inn.	1	2	3	4	5	6
W-L	3-16	3-7	4-5	4-4	2-4	2-3

## TEAM SITUATION

## GAME-BY-GAME STATISTICS

Date	Opponent	Total h/ab	vs Left	vs Right	With Runners	Bases Empty	Bases Loaded	With 2-outs	With RBI-op	Reach as Leadoff	3rd and LT 2out	LOB
Feb 09	vs Tennessee St.	12-31	0-0	12-31	7-16	5-15	0-3	4-10	3-9	3-7	1-3	5
Feb 09	at McNeese	9-26	3-11	6-15	2-14	7-12	0-1	2-8	1-7	4-6	1-3	7
Feb 10	vs Chattanooga	4-23	0-0	4-23	2-13	2-10	0-0	2-8	2-7	2-7	1-2	7
Feb 10	vs California	5-21	0-0	5-21	1-9	4-12	1-1	3-8	1-5	2-5	1-1	4
Feb 11	at Louisiana	6-21	2-12	4-9	3-12	3-9	0-1	1-6	3-6	2-5	0-1	4
Feb 14	at UTEP	6-31	0-0	6-31	3-11	3-20	0-0	2-11	3-9	1-9	0-1	4
Feb 14	at UTEP	3-22	3-19	0-3	1-5	2-17	0-0	1-8	1-5	2-8	1-1	2
Feb 16	vs Marist	15-32	0-0	15-32	10-24	5-8	1-1	4-10	9-20	7-7	5-5	8
Feb 16	at Abilene Christian	7-28	0-0	7-28	2-14	5-14	0-0	4-10	1-7	2-7	1-1	7
Feb 17	vs Houston Christian	5-23	0-0	5-23	2-10	3-13	0-0	0-6	1-6	1-7	0-0	9
Feb 18	vs Marist	9-26	0-0	9-26	5-18	4-8	3-3	3-8	4-11	4-6	3-3	7
Feb 18	at Abilene Christian	2-17	0-0	2-17	0-7	2-10	0-0	0-5	0-2	2-5	0-0	3
Feb 23	vs SFA	8-27	0-0	8-27	4-16	4-11	1-3	0-6	3-9	3-6	3-4	9
Feb 23	at UNT	3-23	0-0	3-23	1-10	2-13	0-0	0-6	1-7	3-7	0-0	5
Feb 24	vs SFA	7-20	4-11	3-9	2-10	5-10	0-2	1-4	0-6	1-5	1-3	5
Feb 24	at UNT	0-22	0-0	0-22	0-5	0-17	0-0	0-7	0-2	0-7	0-1	2
Feb 25	vs Minnesota	5-26	0-0	5-26	2-14	3-12	0-0	1-8	0-7	3-7	1-1	7
Feb 28	TEXAS TECH	6-26	0-0	6-26	2-10	4-16	0-0	3-9	1-7	2-7	0-1	6
Mar 01	vs Pacific	9-28	0-0	9-28	4-19	5-9	1-2	2-8	1-11	4-7	0-3	10
Mar 01	vs Montana	7-27	0-0	7-27	3-12	4-15	0-0	0-7	1-7	0-7	0-0	7
Mar 02	vs Toledo	5-25	5-25	0-0	3-13	2-12	0-0	2-9	2-9	3-6	2-2	4
Mar 02	at Grand Canyon	7-27	0-0	7-27	1-15	6-12	0-1	0-7	0-9	5-7	0-1	8
Mar 07	vs Cleveland State	7-26	0-0	7-26	3-12	4-14	0-1	1-8	0-7	2-7	0-2	9
Mar 07	at Hawaii	4-23	0-0	4-23	1-6	3-17	0-0	3-10	0-4	1-7	0-0	5
Mar 08	vs UCONN	4-24	2-16	2-8	2-14	2-10	0-0	1-8	1-12	4-7	0-0	8
Mar 08	at Hawaii	5-24	0-0	5-24	3-8	2-16	0-0	2-9	3-4	2-7	0-0	2
Mar 12	at Texas Tech	4-18	0-0	4-18	2-7	2-11	0-1	0-4	1-5	2-5	1-3	3
Mar 12	at Texas Tech	6-20	0-0	6-20	3-9	3-11	0-0	1-5	2-6	1-5	2-3	3
*Mar 15	at San Jose State	8-30	7-26	1-4	5-11	3-19	1-1	4-11	4-10	1-8	3-3	4
*Mar 16	at San Jose State	3-25	0-0	3-25	1-10	2-15	0-0	0-7	0-5	1-7	1-1	6
*Mar 17	at San Jose State	8-29	3-20	5-9	5-16	3-13	0-0	3-10	3-9	4-7	1-1	7
Mar 19	UTEP	8-23	3-11	5-12	4-9	4-14	0-0	2-8	3-6	3-6	1-2	2
*Mar 22	UNLV	12-32	10-27	2-5	5-18	7-14	0-1	4-11	1-5	2-7	0-0	10
*Mar 23	UNLV	5-24	0-0	5-24	2-8	3-16	0-0	3-10	1-6	3-8	0-0	5
*Mar 23	UNLV	8-28	3-8	5-20	5-15	3-13	0-1	6-13	2-5	3-7	1-1	10
Mar 26	at NM State	4-19	0-0	4-19	1-11	3-8	0-0	1-7	0-5	2-5	0-1	7
Mar 26	at NM State	9-31	0-0	9-31	2-18	7-13	0-0	3-10	1-12	3-7	0-1	9
*Mar 28	at Nevada	5-27	0-0	5-27	2-10	3-17	1-2	1-8	1-8	2-7	1-2	3
*Mar 28	at Nevada	2-25	0-0	2-25	1-10	1-15	0-0	0-7	0-2	1-7	0-1	6
*Mar 29	at Nevada	1-14	0-0	1-14	0-3	1-11	0-0	0-5	0-2	2-5	0-0	1
*Apr 03	SAN DIEGO STATE	7-27	0-0	7-27	2-12	5-15	0-0	1-7	1-6	2-7	0-1	5
*Apr 03	SAN DIEGO STATE	13-34	6-14	7-20	9-20	4-14	1-2	6-15	7-15	2-7	1-4	8
*Apr 06	at Colorado State	5-16	0-0	5-16	2-7	3-9	0-0	1-4	1-4	2-5	1-2	3
*Apr 07	at Colorado State	4-17	0-0	4-17	1-5	3-12	0-0	1-5	0-1	1-5	0-0	2
Apr 16	NM STATE	8-27	0-0	8-27	4-10	4-17	0-0	2-8	2-6	2-7	1-2	5
*Apr 19	UTAH STATE	9-26	3-7	6-19	4-10	5-16	0-0	2-8	2-5	4-6	0-2	2
*Apr 20	UTAH STATE	6-23	0-0	6-23	4-13	2-10	1-3	2-8	3-7	1-6	2-3	8
*Apr 21	UTAH STATE	10-25	0-0	10-25	7-18	3-7	0-0	0-5	5-14	4-6	4-4	7
*Apr 26	at Boise State	5-26	0-0	5-26	2-10	3-16	0-0	0-7	1-4	2-7	2-2	4
*Apr 27	at Boise State	7-27	0-0	7-27	3-12	4-15	0-1	3-10	2-8	3-7	1-2	6
*Apr 28	at Boise State	8-30	0-0	8-30	4-18	4-12	0-0	0-7	1-11	3-7	0-0	10
*May 02	FRESNO STATE	12-34	5-15	7-19	4-13	8-21	0-4	3-10	4-11	3-9	1-3	8
*May 03	FRESNO STATE	7-24	3-11	4-13	5-9	2-15	1-2	2-8	3-7	1-6	2-2	5
*May 04	FRESNO STATE	6-25	1-6	5-19	3-8	3-17	0-0	2-9	1-4	2-7	0-1	4
Totals		350-135	63-239	287-111	161-637	189-718	12-37	95-431	94-384	127-356	47-86	307
		.258	.264	.257	.253	.263	.324	.220	.245	.357	.547	

# SITUATIONAL BREAKDOWN

Player	vs left			vs right			w/runners			w/bases empty			w/bases loaded			as leadoff			fly gnd fly/		
	h	ab	avg	h	ab	avg	h	ab	avg	h	ab	avg	h	ab	avg	rch	op	pct	out	out	gnd
4 ANDREWS, Maci	2	5	.400	6	25	.240	4	16	.250	4	14	.286	1	2	.500	1	6	.167	4	6	0.7
7 ARCHULETA, As	6	25	.240	28	11	.252	21	69	.304	13	67	.194	1	3	.333	8	28	.286	29	39	0.7
13 BAYLOR, Elizabe	3	14	.214	24	93	.258	15	51	.294	12	56	.214	2	6	.333	8	25	.320	25	39	0.6
20 BRAMSON, Emm	9	27	.333	24	12	.194	13	71	.183	20	80	.250	2	7	.286	13	38	.342	58	54	1.1
12 BRAUN, Savann	0	0	---	1	2	.500	0	0	---	1	2	.500	0	0	---	0	1	.000	0	0	0.0
1 BRIONES, Gabrie	2	6	.333	3	17	.176	2	13	.154	3	10	.300	0	3	.000	2	4	.500	4	9	0.4
8 BRUNNER, Kathe	5	17	.294	21	99	.212	14	59	.237	12	57	.211	1	3	.333	10	28	.357	33	30	1.1
33 CARITHERS, Sy	3	19	.158	15	85	.176	9	57	.158	9	47	.191	1	4	.250	8	22	.364	30	37	0.8
38 CHAVEZ, Keyan	10	26	.385	39	10	.379	22	58	.379	27	71	.380	1	3	.333	17	37	.459	49	26	1.9
44 GARCIA, Lauren	0	0	---	0	3	.000	0	1	.000	0	2	.000	0	0	---	0	2	.000	1	2	0.5
9 HANAWAHINE, J	0	0	---	1	4	.250	0	1	.000	1	3	.333	0	0	---	1	1	1.000	0	0	0.0
3 HATHOOT, Rach	10	26	.385	56	14	.381	19	58	.328	47	11	.409	0	0	---	33	79	.418	56	45	1.2
27 LUDERER, Hayd	1	10	.100	3	26	.115	2	16	.125	2	20	.100	0	0	---	3	8	.375	4	19	0.2
18 RANA, Grace	0	0	---	1	10	.100	0	5	.000	1	5	.200	0	0	---	2	5	.400	3	5	0.6
24 SANDOVAL, Dia	1	3	.333	0	6	.000	0	3	.000	1	6	.167	0	0	---	1	4	.250	3	2	1.5
26 SMITH, Karly	0	9	.000	4	27	.148	2	17	.118	2	19	.105	0	0	---	3	11	.273	7	13	0.5
0 VASQUEZ-DICKS	5	26	.192	27	10	.248	16	66	.242	16	69	.232	3	5	.600	9	25	.360	27	63	0.4
25 YEATTS, Chloe	6	26	.231	34	12	.272	22	76	.289	18	75	.240	0	1	.000	8	32	.250	47	32	1.5
Totals	63	239	.264	287	111	.257	161	637	.253	189	718	.263	12	37	.324	127	356	.357	380	421	0.9
Opponents	37	122	.303	407	130	.313	237	765	.310	207	657	.315	20	56	.357	147	345	.426	435	374	1.2

	pinch hitting			w/runners in scoring pos			w/runner on 3r and LT 2 out			with 2 outs			success adv runners			2- rnrns					
Player	h	ab	avg	h	ab	avg	rbi	op	pct	h	ab	avg	adv	op	pct	rbi	w/o	rnrns lob	rch err	rch fc	kl
4 ANDREWS, Maci	0	3	.000	3	9	.333	0	2	.000	6	14	.429	5	17	.294	2	1	10	1	0	5
7 ARCHULETA, As	0	1	.000	13	41	.317	7	7	1.000	9	45	.200	39	78	.500	5	10	35	6	7	11
13 BAYLOR, Elizabe	2	5	.400	8	27	.296	1	7	.143	8	32	.250	26	54	.481	6	10	11	1	4	3
20 BRAMSON, Emm	0	0	---	9	46	.196	6	11	.545	8	56	.143	30	80	.375	4	11	43	2	9	3
12 BRAUN, Savann	1	2	.500	0	0	---	0	0	---	1	1	1.000	0	0	---	0	0	0	0	0	1
1 BRIONES, Gabrie	1	8	.125	1	7	.143	0	2	.000	1	9	.111	6	14	.429	0	4	8	1	1	2
8 BRUNNER, Kathe	0	3	.000	11	40	.275	5	11	.455	12	40	.300	21	63	.333	7	8	33	4	5	6
33 CARITHERS, Sy	0	0	---	7	40	.175	4	6	.667	3	45	.067	28	66	.424	2	7	39	7	7	2
38 CHAVEZ, Keyan	0	0	---	9	38	.237	4	8	.500	16	43	.372	42	72	.583	12	17	21	0	2	2
44 GARCIA, Lauren	0	1	.000	0	1	.000	0	0	---	0	1	.000	1	2	.500	1	0	2	0	0	0
9 HANAWAHINE, J	1	4	.250	0	1	.000	0	0	---	0	2	.000	0	1	.000	0	0	1	0	0	2
3 HATHOOT, Rach	0	0	---	10	29	.345	4	8	.500	11	37	.297	36	69	.522	4	12	25	3	5	5
27 LUDERER, Hayd	0	3	.000	1	10	.100	0	1	.000	1	11	.091	9	20	.450	0	3	12	1	3	2
18 RANA, Grace	0	1	.000	0	2	.000	1	1	1.000	0	1	.000	6	7	.857	0	7	1	0	0	1
24 SANDOVAL, Dia	1	5	.200	0	1	.000	0	0	---	0	3	.000	0	3	.000	0	0	3	0	0	2
26 SMITH, Karly	1	14	.071	0	10	.000	2	2	1.000	1	13	.077	7	19	.368	0	3	8	2	2	3
0 VASQUEZ-DICKS	1	4	.250	10	39	.256	5	8	.625	5	32	.156	45	84	.536	5	24	30	7	9	5
25 YEATTS, Chloe	0	0	---	12	43	.279	8	12	.667	13	46	.283	43	85	.506	9	15	25	6	7	6
Totals	8	54	.148	94	384	.245	47	86	.547	95	431	.220	344	734	.469	57	132	314	41	61	61
Opponents	13	50	.260	171	502	.341	78	125	.624	126	444	.284	449	871	.516	111	120	335	36	59	44

Success Advancing Runners = percentage of times the batter advanced at least one runner during a plate appearance

#Rnrs Adv w/Out = TOTAL number of runners advanced when the player made an out

Player	vs left			vs right			w/runners			w/bases empty			vs leadoff			with 2 outs			fly gnd fly/		
	h	ab	avg	h	ab	avg	h	ab	avg	h	ab	avg	rch	op	pct	h	ab	avg	out	out	gn
28 BROUSE, Emily	12	32	.375	12	46	.261	14	43	.326	10	35	.286	6	18	.333	13	30	.433	28	15	1.0
23 GUEST, McKenn	84	22	.367	83	35	.234	84	29	.281	83	28	.291	61	15	.404	40	17	.226	178	155	1.5
5 JONES, Kenzie	6	24	.250	16	35	.457	13	37	.351	9	22	.409	8	13	.615	1	14	.071	17	15	1.0
17 LINTON, Amber	31	92	.337	47	16	.294	41	14	.279	37	10	.352	34	64	.531	26	84	.310	50	87	0.2
14 SNOW, Taylor	41	12	.325	75	20	.373	65	16	.385	51	15	.323	27	73	.370	35	10	.347	108	86	1.2
16 UMALI, Brooke	11	42	.262	26	80	.325	20	70	.286	17	52	.327	11	26	.423	11	38	.289	54	16	3.1
Totals	185	545	.339	259	877	.295	237	765	.310	207	657	.315	147	345	.426	126	444	.284	435	374	1.2
Opponents	119	436	.273	231	919	.251	161	637	.253	189	718	.263	127	356	.357	95	431	.220	380	421	0.9

Player	ap	gs	ip/app	*h/g	*r/g	*er/g	*bb/	*so/	k/bb	*2b/	*3b/	*hr/g	*fo/g	*go/	*bf/g	sba	att	pct	
28 BROUSE, Emil	11	4		1.67	9.16	10.6	9.55	6.49	3.82	0.6	2.29	0.38	1.91	10.6	5.73	37.8	6	7	.85
23 GUEST, McKe	40	24		3.68	7.95	5.67	5.05	3.24	4.29	1.3	1.24	0.38	1.14	8.48	7.38	33.0	39	46	.84
5 JONES, Kenzie	10	1		1.17	13.2	13.8	12.0	8.40	1.80	0.2	3.00	1.20	2.40	10.2	9.00	45.0	6	6	1.00
17 LINTON, Amb	17	8		3.55	9.05	6.15	4.87	4.99	3.94	0.8	1.51	0.12	0.46	5.80	10.0	36.2	14	16	.87
14 SNOW, Taylor	27	13		2.67	11.2	8.65	7.39	2.62	1.46	0.6	2.33	0.39	1.65	10.5	8.36	36.2	25	25	1.00
16 UMALI, Brook	19	4		1.53	8.93	7.00	6.28	3.14	3.38	1.1	1.21	0.72	2.41	13.0	3.86	33.0	4	5	.80
Totals	54	54		6.27	9.19	7.06	5.98	3.77	3.43	0.9	1.63	0.39	1.32	9.00	7.74	34.9	95	10	.89
Opponents	54	54		6.54	6.94	3.61	2.92	2.10	4.30	2.0	0.87	0.18	0.56	7.54	8.35	30.8	37	44	.84

\* = average based on 7-inning game

# LEADERS

Batting avg		
1.	3 HATHOOT, Rachael	.382
2.	38 CHAVEZ, Keyannah	.380
3.	25 YEATTS, Chloe	.265
4.	13 BAYLOR, Elizabeth	.252
5.	7 ARCHULETA, Ashley	.250

Runs scored		
1.	3 HATHOOT, Rachael	37
2.	38 CHAVEZ, Keyannah	32
3.	7 ARCHULETA, Ashley	19
	0 VASQUEZ-DICKSON, DeN	19
5.	20 BRAMSON, Emma	16

Doubles		
1.	25 YEATTS, Chloe	7
	7 ARCHULETA, Ashley	7
3.	0 VASQUEZ-DICKSON, DeN	6
4.	3 HATHOOT, Rachael	5
5.	2 tied at.....	4

Total bases		
1.	38 CHAVEZ, Keyannah	87
2.	3 HATHOOT, Rachael	79
3.	25 YEATTS, Chloe	77
4.	7 ARCHULETA, Ashley	49
5.	0 VASQUEZ-DICKSON, DeN	47

Sac bunts		
1.	0 VASQUEZ-DICKSON, DeN	15
2.	3 HATHOOT, Rachael	8
3.	38 CHAVEZ, Keyannah	5
4.	20 BRAMSON, Emma	4
	33 CARITHERS, Sydney	4

Caught stealing		
1.	38 CHAVEZ, Keyannah	2
	0 VASQUEZ-DICKSON, DeN	2
3.	33 CARITHERS, Sydney	1
	4 ANDREWS, Macie	1
	7 ARCHULETA, Ashley	1

Strikeouts		
1.	7 ARCHULETA, Ashley	29
	25 YEATTS, Chloe	29
3.	8 BRUNNER, Katherine	25
4.	0 VASQUEZ-DICKSON, DeN	19
5.	33 CARITHERS, Sydney	17

At bats		
1.	3 HATHOOT, Rachael	173
2.	20 BRAMSON, Emma	151
	25 YEATTS, Chloe	151
4.	7 ARCHULETA, Ashley	136
5.	0 VASQUEZ-DICKSON, DeN	135

Games as sub		
1.	4 ANDREWS, Macie	19
2.	26 SMITH, Karly	16
3.	27 LUDERER, Hayden	14
4.	1 BRIONES, Gabrielle	13
5.	3 tied at.....	7

Fielding pct		
1.	27 LUDERER, Hayden	1.000
	1 BRIONES, Gabrielle	1.000
	26 SMITH, Karly	1.000
4.	0 VASQUEZ-DICKSON, DeN	.989
5.	20 BRAMSON, Emma	.982

Assists		
1.	3 HATHOOT, Rachael	126
2.	33 CARITHERS, Sydney	68
3.	7 ARCHULETA, Ashley	58
4.	23 GUEST, McKenna	23
5.	17 LINTON, Amber	19

Stolen bases against		
1.	25 YEATTS, Chloe	43
	33 CARITHERS, Sydney	43
3.	23 GUEST, McKenna	39
4.	14 SNOW, Taylor	25
5.	17 LINTON, Amber	14

Slugging pct		
1.	38 CHAVEZ, Keyannah	.674
2.	25 YEATTS, Chloe	.510
3.	3 HATHOOT, Rachael	.457
4.	7 ARCHULETA, Ashley	.360
5.	0 VASQUEZ-DICKSON, DeN	.348

Hits		
1.	3 HATHOOT, Rachael	66
2.	38 CHAVEZ, Keyannah	49
3.	25 YEATTS, Chloe	40
4.	7 ARCHULETA, Ashley	34
5.	20 BRAMSON, Emma	33

Triples		
1.	38 CHAVEZ, Keyannah	5
2.	7 ARCHULETA, Ashley	1
	3 HATHOOT, Rachael	1
	13 BAYLOR, Elizabeth	1
	20 BRAMSON, Emma	1

Walks		
1.	38 CHAVEZ, Keyannah	19
2.	7 ARCHULETA, Ashley	13
3.	33 CARITHERS, Sydney	12
4.	3 HATHOOT, Rachael	10
5.	2 tied at.....	8

Sac flies		
1.	20 BRAMSON, Emma	3
2.	3 HATHOOT, Rachael	2
	25 YEATTS, Chloe	2
	38 CHAVEZ, Keyannah	2
	8 BRUNNER, Katherine	2

Steal attempts		
1.	7 ARCHULETA, Ashley	8
2.	0 VASQUEZ-DICKSON, DeN	7
3.	20 BRAMSON, Emma	6
	3 HATHOOT, Rachael	6
5.	38 CHAVEZ, Keyannah	5

Grounded into DP		
1.	25 YEATTS, Chloe	6
2.	20 BRAMSON, Emma	2
	8 BRUNNER, Katherine	2
	13 BAYLOR, Elizabeth	2
5.	2 tied at.....	1

Games played		
1.	3 HATHOOT, Rachael	54
	20 BRAMSON, Emma	54
3.	0 VASQUEZ-DICKSON, DeN	53
	25 YEATTS, Chloe	53
	33 CARITHERS, Sydney	53

Chances		
1.	20 BRAMSON, Emma	277
2.	3 HATHOOT, Rachael	216
3.	25 YEATTS, Chloe	189
4.	33 CARITHERS, Sydney	177
5.	7 ARCHULETA, Ashley	150

Errors		
1.	3 HATHOOT, Rachael	14
2.	33 CARITHERS, Sydney	12
3.	7 ARCHULETA, Ashley	7
4.	3 tied at.....	5

Caught stealing by		
1.	25 YEATTS, Chloe	7
	23 GUEST, McKenna	7
3.	33 CARITHERS, Sydney	4
4.	17 LINTON, Amber	2
5.	2 tied at.....	1

On base pct		
1.	38 CHAVEZ, Keyannah	.471
2.	3 HATHOOT, Rachael	.423
3.	7 ARCHULETA, Ashley	.331
4.	25 YEATTS, Chloe	.315
5.	13 BAYLOR, Elizabeth	.302

Runs batted in		
1.	25 YEATTS, Chloe	34
2.	38 CHAVEZ, Keyannah	25
3.	7 ARCHULETA, Ashley	19
4.	0 VASQUEZ-DICKSON, DeN	18
5.	8 BRUNNER, Katherine	17

Home runs		
1.	25 YEATTS, Chloe	10
2.	38 CHAVEZ, Keyannah	8
3.	0 VASQUEZ-DICKSON, DeN	3
4.	3 tied at.....	2

Hit by pitch		
1.	38 CHAVEZ, Keyannah	5
	25 YEATTS, Chloe	5
3.	4 tied at.....	4

Stolen bases		
1.	7 ARCHULETA, Ashley	7
2.	3 HATHOOT, Rachael	6
	20 BRAMSON, Emma	6
4.	0 VASQUEZ-DICKSON, DeN	5
5.	3 tied at.....	3

Stolen base pct		
1.	3 HATHOOT, Rachael	1.000
	20 BRAMSON, Emma	1.000
	8 BRUNNER, Katherine	1.000
	13 BAYLOR, Elizabeth	1.000
5.	7 ARCHULETA, Ashley	.875

Total plate appearances		
1.	3 HATHOOT, Rachael	197
2.	20 BRAMSON, Emma	167
	25 YEATTS, Chloe	167
4.	38 CHAVEZ, Keyannah	161
5.	0 VASQUEZ-DICKSON, DeN	159

Game starts		
1.	20 BRAMSON, Emma	54
	3 HATHOOT, Rachael	54
3.	33 CARITHERS, Sydney	51
	25 YEATTS, Chloe	51
5.	2 tied at.....	48

Putouts		
1.	20 BRAMSON, Emma	265
2.	25 YEATTS, Chloe	168
3.	33 CARITHERS, Sydney	97
4.	38 CHAVEZ, Keyannah	87
5.	7 ARCHULETA, Ashley	85

Fielding double plays		
1.	20 BRAMSON, Emma	11
2.	3 HATHOOT, Rachael	8
3.	33 CARITHERS, Sydney	5
4.	7 ARCHULETA, Ashley	4
	25 YEATTS, Chloe	4

Steal attempts against		
1.	25 YEATTS, Chloe	50
2.	33 CARITHERS, Sydney	47
3.	23 GUEST, McKenna	46
4.	14 SNOW, Taylor	25
5.	17 LINTON, Amber	16

<b>Earned run avg</b>		<b>Opposing bat avg</b>		<b>Won-loss pct</b>	
1. 17 LINTON, Amber	4.87	1. 23 GUEST, McKenna	.286	1. 17 LINTON, Amber	.375
2. 23 GUEST, McKenna	5.05	2. 16 UMALI, Brooke	.303	2. 23 GUEST, McKenna	.345
3. 16 UMALI, Brooke	6.28	3. 28 BROUSE, Emily	.308	3. 14 SNOW, Taylor	.188
4. 14 SNOW, Taylor	7.39	4. 17 LINTON, Amber	.310	4. 28 BROUSE, Emily	.000
5. 28 BROUSE, Emily	9.55	5. 14 SNOW, Taylor	.355	5. 16 UMALI, Brooke	.000
<b>Wins</b>		<b>Losses</b>		<b>Saves</b>	
1. 23 GUEST, McKenna	10	1. 23 GUEST, McKenna	19	1. 17 LINTON, Amber	2
2. 17 LINTON, Amber	3	2. 14 SNOW, Taylor	13	2. 23 GUEST, McKenna	1
14 SNOW, Taylor	3	3. 17 LINTON, Amber	5		
		4. 28 BROUSE, Emily	1		
<b>Innings pitched</b>		<b>Batters struck out</b>		<b>Appearances</b>	
1. 23 GUEST, McKenna	147.0	1. 23 GUEST, McKenna	90	1. 23 GUEST, McKenna	40
2. 14 SNOW, Taylor	72.0	2. 17 LINTON, Amber	34	2. 14 SNOW, Taylor	27
3. 17 LINTON, Amber	60.1	3. 14 SNOW, Taylor	15	3. 16 UMALI, Brooke	19
4. 16 UMALI, Brooke	29.0	4. 16 UMALI, Brooke	14	4. 17 LINTON, Amber	17
5. 28 BROUSE, Emily	18.1	5. 28 BROUSE, Emily	10	5. 28 BROUSE, Emily	11
<b>Games started</b>		<b>Games finished</b>		<b>Games in relief</b>	
1. 23 GUEST, McKenna	24	1. 23 GUEST, McKenna	11	1. 23 GUEST, McKenna	16
2. 14 SNOW, Taylor	13	2. 16 UMALI, Brooke	9	2. 16 UMALI, Brooke	15
3. 17 LINTON, Amber	8	3. 14 SNOW, Taylor	7	3. 14 SNOW, Taylor	14
4. 16 UMALI, Brooke	4	4. 17 LINTON, Amber	6	4. 17 LINTON, Amber	9
28 BROUSE, Emily	4	5. 5 JONES, Kenzie	5	5 JONES, Kenzie	9
<b>Wild pitches</b>		<b>Balks</b>		<b>Hit batters</b>	
1. 23 GUEST, McKenna	8			1. 23 GUEST, McKenna	19
2. 14 SNOW, Taylor	3			2. 17 LINTON, Amber	10
17 LINTON, Amber	3			3. 14 SNOW, Taylor	7
4. 28 BROUSE, Emily	1			4. 28 BROUSE, Emily	2
16 UMALI, Brooke	1			5. 2 tied at.....	1
<b>Intentional BB allowed</b>		<b>Runners picked off</b>		<b>Batters SO out looking</b>	
1. 16 UMALI, Brooke	1	1. 33 CARITHERS, Sydney	1	1. 23 GUEST, McKenna	25
				2. 17 LINTON, Amber	11
				3. 14 SNOW, Taylor	4
				4. 16 UMALI, Brooke	2
				5 JONES, Kenzie	2
<b>Sac bunts allowed</b>		<b>Sac flies allowed</b>		<b>Hits allowed</b>	
1. 23 GUEST, McKenna	11	1. 23 GUEST, McKenna	11	1. 5 JONES, Kenzie	22
2. 14 SNOW, Taylor	8	2. 14 SNOW, Taylor	4	2. 28 BROUSE, Emily	24
3. 17 LINTON, Amber	7	3. 5 JONES, Kenzie	1	3. 16 UMALI, Brooke	37
4. 28 BROUSE, Emily	1	28 BROUSE, Emily	1	4. 17 LINTON, Amber	78
16 UMALI, Brooke	1			5. 14 SNOW, Taylor	116
<b>Runs allowed</b>		<b>Earned runs allowed</b>		<b>Walks allowed</b>	
1. 5 JONES, Kenzie	23	1. 5 JONES, Kenzie	20	1. 16 UMALI, Brooke	13
2. 28 BROUSE, Emily	28	2. 28 BROUSE, Emily	25	2. 5 JONES, Kenzie	14
3. 16 UMALI, Brooke	29	3. 16 UMALI, Brooke	26	3. 28 BROUSE, Emily	17
4. 17 LINTON, Amber	53	4. 17 LINTON, Amber	42	4. 14 SNOW, Taylor	27
5. 14 SNOW, Taylor	89	5. 14 SNOW, Taylor	76	5. 17 LINTON, Amber	43
<b>Doubles allowed</b>		<b>Triples allowed</b>		<b>Home runs allowed</b>	
1. 16 UMALI, Brooke	5	1. 28 BROUSE, Emily	1	1. 17 LINTON, Amber	4
5 JONES, Kenzie	5	17 LINTON, Amber	1	5 JONES, Kenzie	4
3. 28 BROUSE, Emily	6	3. 5 JONES, Kenzie	2	3. 28 BROUSE, Emily	5
4. 17 LINTON, Amber	13	4. 16 UMALI, Brooke	3	4. 16 UMALI, Brooke	10
5. 14 SNOW, Taylor	24	5. 14 SNOW, Taylor	4	5. 14 SNOW, Taylor	17

## MISC. STATS

Multiple Hit Games	2	3	4	5+	Total
3 HATHOOT, Rachael	18	2	-	-	20
38 CHAVEZ, Keyannah	10	3	-	-	13
13 BAYLOR, Elizabeth	6	1	-	-	7
25 YEATTS, Chloe	6	-	-	-	6
7 ARCHULETA, Ashley	4	1	1	-	6
8 BRUNNER, Katherine	4	1	-	-	5
20 BRAMSON, Emma	4	-	-	-	4
0 VASQUEZ-DICKSON, DeN	3	1	-	-	4
4 ANDREWS, Macie	2	-	-	-	2
26 SMITH, Karly	1	-	-	-	1
33 CARITHERS, Sydney	1	-	-	-	1
TEAM	59	9	1	0	69

Multiple RBI Games	2	3	4	5+	Total
25 YEATTS, Chloe	4	3	-	-	7
0 VASQUEZ-DICKSON, DeN	7	-	-	-	7
38 CHAVEZ, Keyannah	6	-	1	-	7
8 BRUNNER, Katherine	2	2	-	-	4
7 ARCHULETA, Ashley	3	-	-	-	3
20 BRAMSON, Emma	2	-	-	-	2
13 BAYLOR, Elizabeth	1	1	-	-	2
33 CARITHERS, Sydney	2	-	-	-	2
3 HATHOOT, Rachael	1	-	-	-	1
4 ANDREWS, Macie	1	-	-	-	1
TEAM	29	6	1	0	36


Hitting Streaks	Longest	Current
3 HATHOOT, Rachael	17	1
25 YEATTS, Chloe	9	9
38 CHAVEZ, Keyannah	7	5
20 BRAMSON, Emma	6	-
8 BRUNNER, Katherine	4	1
7 ARCHULETA, Ashley	4	-
13 BAYLOR, Elizabeth	4	-
0 VASQUEZ-DICKSON, DeN	3	3
4 ANDREWS, Macie	3	-
33 CARITHERS, Sydney	3	-
27 LUDERER, Hayden	2	-
1 BRIONES, Gabrielle	2	-
12 BRAUN, Savannah	1	1
18 RANA, Grace	1	-
9 HANAWAHINE, Jewels	1	-
26 SMITH, Karly	1	-
24 SANDOVAL, Diamond	1	-

Reached Base Streaks	Longest	Current
3 HATHOOT, Rachael	27	1
38 CHAVEZ, Keyannah	12	12
25 YEATTS, Chloe	9	9
20 BRAMSON, Emma	7	-
33 CARITHERS, Sydney	5	-
0 VASQUEZ-DICKSON, DeN	5	3
8 BRUNNER, Katherine	5	1
26 SMITH, Karly	4	-
7 ARCHULETA, Ashley	4	2
13 BAYLOR, Elizabeth	4	-
4 ANDREWS, Macie	4	4
27 LUDERER, Hayden	4	-
44 GARCIA, Lauren	2	-
1 BRIONES, Gabrielle	2	-
18 RANA, Grace	2	-
12 BRAUN, Savannah	1	1
24 SANDOVAL, Diamond	1	-
9 HANAWAHINE, Jewels	1	-

## CONFERENCE STANDINGS



THE 2025 LOBOS



00

DeNae Vasquez-Dickson

SO • OF • 5-4 • L/L

Grapevine, Texas (Colleyville Heritage HS)

SEASON BESTS

Hits

Doubles

Triples

Home Runs

RBI

Runs

Walks

Stolen Bases

CAREER BESTS

Hits

Doubles

Triples

Home Runs

RBI

Runs

Walks

Stolen Bases

STREAKS

Hitting

On-Base

MULTI-HIT GAMES

2024

2025

MULTI-RBI GAMES

2024

2025

2025 GAME-BY-GAME

DATE	OPPONENT	POS	AB	R	H	TB	2B	3B	HR	RBI	BB	HBP	SO	SB-ATT	E
2/6	Texas A&M-CC														
2/6	Sam Houston														
2/7	Houston Christian														
2/7	Houston														
2/8	Houston Christian														
2/8	Houston														
2/9	St. John's														
2/14	Fordham														
2/14	St. Thomas														
2/15	Texas State														
2/15	St. Thomas														
2/16	Texas State														
2/21	Texas Southern														
2/21	North Dakota														
2/22	North Dakota														
2/22	Tarleton														
2/23	Texas Southern														
2/28	Northwestern State														
2/28	Mississippi State														
3/1	Mississippi State														
3/1	Alabama State														
3/2	Alabama State														
3/6	St. Joseph's														
3/7	San Diego														
3/7	UPenn														
3/8	St. Joseph's														
3/8	San Diego														
3/11	New Mexico State														
3/14	San José State														
3/15	San José State														
3/16	San José State														
3/18	UTEP														
3/21	San Diego State														
3/22	San Diego State														
3/23	San Diego State														
3/25	UC San Diego														
4/2	Utah State														
4/2	Utah State														
4/5	Boise State														
4/6	Boise State														
4/11	Colorado State														
4/12	Colorado State														
4/13	Colorado State														
4/17	at Fresno State														
4/18	at Fresno State														
4/19	at Fresno State														
4/22	UTEP														
4/25	Nevada														
4/26	Nevada														
4/27	Nevada														
5/1	UNLV														
5/2	UNLV														
5/3	UNLV														

CAREER STATS

SEASON	GP	GS	AVG.	AB	R	H	2B	3B	HR	RBI	TB	SLG%	BB	SO	HBP	OB%	SF	SH	SB-SA	PO	A	E	FLD%
2024	53	46	.237	135	19	32	6	0	3	18	47	.348	7	19	2	.285	0	15	5-7	83	4	1	.989
TOTAL	53	46	.237	135	19	32	6	0	3	18	47	.348	7	19	2	.285	0	15	5-7	83	4	1	.989

HIGHLIGHTS

- Started 12 games in left, 29 in center, 5 in right
- Finished last season with a 3 game hitting streak
- Led MW in sac bunts (15), finished 6th in the NCAA in sac bunts/ game (.28)
- Named MW Freshman of the Week on May 6, 2024
- Majoring in exercise science and wants to be a physical therapist
- Played for Glory Adkins Gold 18U

THE 2025 LOBOS



1 Gabrielle Briones

FR • UTIL • 5-3 • R/R

Mesquite, Texas (North Mesquite HS)

SEASON BESTS	
Hits	
Doubles	
Triples	
Home Runs	
RBI	
Runs	
Walks	
Stolen Bases	

CAREER BESTS	
Hits	1 5x, last: San Diego State, 4-3-24
Doubles	1 2x, last: San Diego State, 4-3-24
Triples	
Home Runs	
RBI	
Runs	1 2x, last: San Diego State, 4-3-24
Walks	1 Utah State, 4-21-24
Stolen Bases	1 Cal, 2-10-24

STREAKS	
	Current Career Best
Hitting	2
On-Base	2

MULTI-HIT GAMES	
	2 3 4 5+ TOTAL
2024	- - - - -
2025	

MULTI-RBI GAMES	
	2 3 4 5+ TOTAL
2024	- - - - -
2025	

2025 GAME-BY-GAME

DATE	OPPONENT	POS	AB	R	H	TB	2B	3B	HR	RBI	BB	HBP	SO	SB-ATT	E
2/6	Texas A&M-CC														
2/6	Sam Houston														
2/7	Houston Christian														
2/7	Houston														
2/8	Houston Christian														
2/8	Houston														
2/9	St. John's														
2/14	Fordham														
2/14	St. Thomas														
2/15	Texas State														
2/15	St. Thomas														
2/16	Texas State														
2/21	Texas Southern														
2/21	North Dakota														
2/22	North Dakota														
2/22	Tarleton														
2/23	Texas Southern														
2/28	Northwestern State														
2/28	Mississippi State														
3/1	Mississippi State														
3/1	Alabama State														
3/2	Alabama State														
3/6	St. Joseph's														
3/7	San Diego														
3/7	UPenn														
3/8	St. Joseph's														
3/8	San Diego														
3/11	New Mexico State														
3/14	San José State														
3/15	San José State														
3/16	San José State														
3/18	UTEP														
3/21	San Diego State														
3/22	San Diego State														
3/23	San Diego State														
3/25	UC San Diego														
4/2	Utah State														
4/2	Utah State														
4/5	Boise State														
4/6	Boise State														
4/11	Colorado State														
4/12	Colorado State														
4/13	Colorado State														
4/17	at Fresno State														
4/18	at Fresno State														
4/19	at Fresno State														
4/22	UTEP														
4/25	Nevada														
4/26	Nevada														
4/27	Nevada														
5/1	UNLV														
5/2	UNLV														
5/3	UNLV														

CAREER STATS

SEASON	GP	GS	AVG.	AB	R	H	2B	3B	HR	RBI	TB	SLG%	BB	SO	HBP	OB%	SF	SH	SB-SA	PO	A	E	FLD%
2024	18	5	.217	23	2	5	2	0	0	0	7	.304	1	5	0	.250	0	1	1-1	5	7	0	1.000
TOTAL	18	5	.217	23	2	5	2	0	0	0	7	.304	1	5	0	.250	0	1	1-1	5	7	0	1.000

HIGHLIGHTS

- Majoring in criminology and wants to be either a criminal investigator or criminal/forensic psychologist
- Named the 2022 District 10-6A Defensive Player of the Year and the 2021 District 10-6A Offensive Player of the Year
- Played club ball for Texas Glory

THE 2025 LOBOS



2

Caprice Barela

FR • P • 5-6 • L/R

Las Cruces, N.M. (Centennial HS)

SEASON BESTS

IP (high)

H (low)

R (low)

ER (low)

BB (low)

SO (high)

BF (high)

NP (high)

CAREER BESTS (MIN. 3.0 IP)

IP (high)

H (low)

R (low)

ER (low)

BB (low)

SO (high)

BF (high)

NP (high)

PITCHING SUPERLATIVES (MIN. 4.0 IP)

Season

Career

5+ K

10+ K

1 R or Less

Shutout

2025 GAME-BY-GAME																
DATE	OPPONENT	W-L	ERA	CG	IP	H	R	ER	BB	SO	2B	3B	HR	BF	HBP	
2/6	Texas A&M-CC															
2/6	Sam Houston															
2/7	Houston Christian															
2/7	Houston															
2/8	Houston Christian															
2/8	Houston															
2/9	St. John's															
2/14	Fordham															
2/14	St. Thomas															
2/15	Texas State															
2/15	St. Thomas															
2/16	Texas State															
2/21	Texas Southern															
2/21	North Dakota															
2/22	North Dakota															
2/22	Tarleton															
2/23	Texas Southern															
2/28	Northwestern State															
2/28	Mississippi State															
3/1	Mississippi State															
3/1	Alabama State															
3/2	Alabama State															
3/6	St. Joseph's															
3/7	San Diego															
3/7	UPenn															
3/8	St. Joseph's															
3/8	San Diego															
3/11	New Mexico State															
3/14	San José State															
3/15	San José State															
3/16	San José State															
3/18	UTEP															
3/21	San Diego State															
3/22	San Diego State															
3/23	San Diego State															
3/25	UC San Diego															
4/2	Utah State															
4/2	Utah State															
4/5	Boise State															
4/6	Boise State															
4/11	Colorado State															
4/12	Colorado State															
4/13	Colorado State															
4/17	at Fresno State															
4/18	at Fresno State															
4/19	at Fresno State															
4/22	UTEP															
4/25	Nevada															
4/26	Nevada															
4/27	Nevada															
5/1	UNLV															
5/2	UNLV															
5/3	UNLV															

CAREER STATS																
SEASON	GS	APP	CG	W-L	ERA	SHO	SV	IP	H	R	ER	BB	SO	2B	3B	HR
2025																
TOTAL																

- HIGHLIGHTS
- Two-time 5A district champion (2022, 2023), was a 5A New Mexico state runner-up in 2022 and 5A New Mexico state champion in 2024
  - 5A all-state pitcher in 2023 and 5A all-district pitcher in 2021, 2022 and 2023
  - Played for NM Ice and Zia Storm
  - Majoring in family and child studies

# THE 2025 LOBOS



**3 Ella Dawson**

FR • P • 5-9 • R/R

Aldie, Va. (John Champe HS)

## SEASON BESTS

IP (high)  
H (low)  
R (low)  
ER (low)  
BB (low)  
SO (high)  
BF (high)  
NP (high)

## CAREER BESTS (MIN. 3.0 IP)

IP (high)  
H (low)  
R (low)  
ER (low)  
BB (low)  
SO (high)  
BF (high)  
NP (high)

## PITCHING SUPERLATIVES (MIN. 4.0 IP)

	Season	Career
5+ K		
10+ K		
1 R or Less		
Shutout		

## 2025 GAME-BY-GAME

DATE	OPPONENT	W-L	ERA	CG	IP	H	R	ER	BB	SO	2B	3B	HR	BF	HBP
2/6	Texas A&M-CC														
2/6	Sam Houston														
2/7	Houston Christian														
2/7	Houston														
2/8	Houston Christian														
2/8	Houston														
2/9	St. John's														
2/14	Fordham														
2/14	St. Thomas														
2/15	Texas State														
2/15	St. Thomas														
2/16	Texas State														
2/21	Texas Southern														
2/21	North Dakota														
2/22	North Dakota														
2/22	Tarleton														
2/23	Texas Southern														
2/28	Northwestern State														
2/28	Mississippi State														
3/1	Mississippi State														
3/1	Alabama State														
3/2	Alabama State														
3/6	St. Joseph's														
3/7	San Diego														
3/7	UPenn														
3/8	St. Joseph's														
3/8	San Diego														
3/11	New Mexico State														
3/14	San José State														
3/15	San José State														
3/16	San José State														
3/18	UTEP														
3/21	San Diego State														
3/22	San Diego State														
3/23	San Diego State														
3/25	UC San Diego														
4/2	Utah State														
4/2	Utah State														
4/5	Boise State														
4/6	Boise State														
4/11	Colorado State														
4/12	Colorado State														
4/13	Colorado State														
4/17	at Fresno State														
4/18	at Fresno State														
4/19	at Fresno State														
4/22	UTEP														
4/25	Nevada														
4/26	Nevada														
4/27	Nevada														
5/1	UNLV														
5/2	UNLV														
5/3	UNLV														

## CAREER STATS

SEASON	GS	APP	CG	W-L	ERA	SHO	SV	IP	H	R	ER	BB	SO	2B	3B	HR	BF	NP-STK	WP	HBP	PO	A	E	FLD%
2025																								
TOTAL																								

## HIGHLIGHTS

- Named to the first team all-district her freshman and sophomore years while also being named first team all-region and second team all-state as a sophomore
- Named district player of the year, first team all-region and first team all-district as a junior
- Played for Lady Dukes Lamar, Top Gun National and Virginia Glory.
- Majoring in business administration

THE 2025 LOBOS



**4**   **Ava Castillo**  
FR • OF • 5-4 • L/R  
Mansfield, Texas (Pantego Christian Academy)

SEASON BESTS

Hits  
Doubles  
Triples  
Home Runs  
RBI  
Runs  
Walks  
Stolen Bases

CAREER BESTS

Hits  
Doubles  
Triples  
Home Runs  
RBI  
Runs  
Walks  
Stolen Bases

STREAKS

Current   Career Best  
Hitting  
On-Base

MULTI-HIT GAMES

	2	3	4	5+	TOTAL
2025					

MULTI-RBI GAMES

	2	3	4	5+	TOTAL
2025					

2025 GAME-BY-GAME

DATE	OPPONENT	POS	AB	R	H	TB	2B	3B	HR	RBI	BB	HBP	SO	SB-ATT	E
2/6	Texas A&M-CC														
2/6	Sam Houston														
2/7	Houston Christian														
2/7	Houston														
2/8	Houston Christian														
2/8	Houston														
2/9	St. John's														
2/14	Fordham														
2/14	St. Thomas														
2/15	Texas State														
2/15	St. Thomas														
2/16	Texas State														
2/21	Texas Southern														
2/21	North Dakota														
2/22	North Dakota														
2/22	Tarleton														
2/23	Texas Southern														
2/28	Northwestern State														
2/28	Mississippi State														
3/1	Mississippi State														
3/1	Alabama State														
3/2	Alabama State														
3/6	St. Joseph's														
3/7	San Diego														
3/7	UPenn														
3/8	St. Joseph's														
3/8	San Diego														
3/11	New Mexico State														
3/14	San José State														
3/15	San José State														
3/16	San José State														
3/18	UTEP														
3/21	San Diego State														
3/22	San Diego State														
3/23	San Diego State														
3/25	UC San Diego														
4/2	Utah State														
4/2	Utah State														
4/5	Boise State														
4/6	Boise State														
4/11	Colorado State														
4/12	Colorado State														
4/13	Colorado State														
4/17	at Fresno State														
4/18	at Fresno State														
4/19	at Fresno State														
4/22	UTEP														
4/25	Nevada														
4/26	Nevada														
4/27	Nevada														
5/1	UNLV														
5/2	UNLV														
5/3	UNLV														

CAREER STATS

SEASON	GP	GS	AVG.	AB	R	H	2B	3B	HR	RBI	TB	SLG%	BB	SO	HBP	OB%	SF	SH	SB-SA	PO	A	E	FLD%
2025																							
TOTAL																							

HIGHLIGHTS

- Majoring in exercise science
- Named first team all-district three times, second team all-state twice, district freshman of the year, district defensive player of the year, team defensive MVP, team offensive MVP and honorable mention all-state as well as was named Max Preps/NFCA High School Player of the Week: South Central Region
- Played soccer, volleyball, archery, track and field and cross country
- Qualified for nationals in archery



# THE 2025 LOBOS



## 5 Lexi Atcitty

RS-SO • P • 6-0 • L/L  
Lehi, Utah (BYU)

### SEASON BESTS

IP (high)  
H (low)  
R (low)  
ER (low)  
BB (low)  
SO (high)  
BF (high)  
NP (high)

### CAREER BESTS (MIN. 3.0 IP)

IP (high)  
H (low)  
R (low)  
ER (low)  
BB (low)  
SO (high)  
BF (high)  
NP (high)

### PITCHING SUPERLATIVES (MIN. 4.0 IP)

	Season	Career
5+ K		
10+ K		
1 R or Less		
Shutout		

## 2025 GAME-BY-GAME

DATE	OPPONENT	W-L	ERA	CG	IP	H	R	ER	BB	SO	2B	3B	HR	BF	HBP
2/6	Texas A&M-CC														
2/6	Sam Houston														
2/7	Houston Christian														
2/7	Houston														
2/8	Houston Christian														
2/8	Houston														
2/9	St. John's														
2/14	Fordham														
2/14	St. Thomas														
2/15	Texas State														
2/15	St. Thomas														
2/16	Texas State														
2/21	Texas Southern														
2/21	North Dakota														
2/22	North Dakota														
2/22	Tarleton														
2/23	Texas Southern														
2/28	Northwestern State														
2/28	Mississippi State														
3/1	Mississippi State														
3/1	Alabama State														
3/2	Alabama State														
3/6	St. Joseph's														
3/7	San Diego														
3/7	UPenn														
3/8	St. Joseph's														
3/8	San Diego														
3/11	New Mexico State														
3/14	San José State														
3/15	San José State														
3/16	San José State														
3/18	UTEP														
3/21	San Diego State														
3/22	San Diego State														
3/23	San Diego State														
3/25	UC San Diego														
4/2	Utah State														
4/2	Utah State														
4/5	Boise State														
4/6	Boise State														
4/11	Colorado State														
4/12	Colorado State														
4/13	Colorado State														
4/17	at Fresno State														
4/18	at Fresno State														
4/19	at Fresno State														
4/22	UTEP														
4/25	Nevada														
4/26	Nevada														
4/27	Nevada														
5/1	UNLV														
5/2	UNLV														
5/3	UNLV														

## CAREER STATS

SEASON	GS	APP	CG	W-L	ERA	SHO	SV	IP	H	R	ER	BB	SO	2B	3B	HR	BF	NP-STK	WP	HBP	PO	A	E	FLD%
2021																								
2022																								
TOTAL																								

## HIGHLIGHTS

- Graduated from Skyridge High School
- Also played basketball in high school
- HS team won the 2A State Championship and was named 2A State MVP in 2022
- Also lettered in basketball and cheer
- Spent 18 months on a mission trip on the border of southern Texas
- Majoring in liberal arts and integrative studies

THE 2025 LOBOS



7 Ashley Archuleta

SR • INF • 5-4 • L/R  
Rio Rancho, N.M. (Cleveland HS)

SEASON BESTS

Hits  
Doubles  
Triples  
Home Runs  
RBI  
Runs  
Walks  
Stolen Bases

CAREER BESTS

Hits	4	UNLV, 3-22-24
Doubles	2	NMSU, 3-8-22
Triples	1	7x, last: Toledo, 3-2-24
Home Runs	2	Fresno State, 4-15-22
RBI	4	Fresno State, 4-15-22
Runs	2	14x, last: Boise State, 4-26-24
Walks	3	Nevada, 4-23-22
Stolen Bases	2	Tennessee State, 2-9-24

STREAKS

	Current	Career Best
Hitting		13
On-Base	2	22

MULTI-HIT GAMES

	2	3	4	5+	TOTAL
2022	12	3	-	-	15
2023	12	1	-	-	13
2024	4	1	1	-	6
2025					

MULTI-RBI GAMES

	2	3	4	5+	TOTAL
2022	3	1	1	-	5
2023	5	3	-	-	8
2024	3	-	-	-	3
2025					

2025 GAME-BY-GAME

DATE	OPPONENT	POS	AB	R	H	TB	2B	3B	HR	RBI	BB	HBP	SO	SB-ATT	E
2/6	Texas A&M-CC														
2/6	Sam Houston														
2/7	Houston Christian														
2/7	Houston														
2/8	Houston Christian														
2/8	Houston														
2/9	St. John's														
2/14	Fordham														
2/14	St. Thomas														
2/15	Texas State														
2/15	St. Thomas														
2/16	Texas State														
2/21	Texas Southern														
2/21	North Dakota														
2/22	North Dakota														
2/22	Tarleton														
2/23	Texas Southern														
2/28	Northwestern State														
2/28	Mississippi State														
3/1	Mississippi State														
3/1	Alabama State														
3/2	Alabama State														
3/6	St. Joseph's														
3/7	San Diego														
3/7	UPenn														
3/8	St. Joseph's														
3/8	San Diego														
3/11	New Mexico State														
3/14	San José State														
3/15	San José State														
3/16	San José State														
3/18	UTEP														
3/21	San Diego State														
3/22	San Diego State														
3/23	San Diego State														
3/25	UC San Diego														
4/2	Utah State														
4/2	Utah State														
4/5	Boise State														
4/6	Boise State														
4/11	Colorado State														
4/12	Colorado State														
4/13	Colorado State														
4/17	at Fresno State														
4/18	at Fresno State														
4/19	at Fresno State														
4/22	UTEP														
4/25	Nevada														
4/26	Nevada														
4/27	Nevada														
5/1	UNLV														
5/2	UNLV														
5/3	UNLV														

CAREER STATS

SEASON	GP	GS	AVG.	AB	R	H	2B	3B	HR	RBI	TB	SLG%	BB	SO	HBP	OB%	SF	SH	SB-SA	PO	A	E	FLD%
2022	53	53	.326	172	29	56	9	1	2	21	73	.424	20	36	3	.405	0	1	1-1	86	100	15	.926
2023	47	45	.331	130	22	43	4	5	3	25	66	.508	16	25	0	.401	1	2	2-2	82	89	9	.950
2024	49	48	.250	136	19	34	7	1	2	19	49	.360	13	29	4	.331	1	0	7-8	85	58	7	.953
TOTAL	149	146	.304	438	70	133	20	7	7	65	188	.429	49	90	7	.381	2	3	10-11	253	247	31	.942

HIGHLIGHTS

- Member of the Leadership Council
- All-Conference First Team in 2022 and 2023
- First two-time first team all-conference player for UNM since Brandi Heimburg (2014 and 2015)
- Played in 49 games with 48 starts. Started 45 games at second, 3 games as DP last season
- Led the team in stolen bases (seven) and tied for the team high in doubles (seven) last season
- Was 7-7 with runners on third and less than two outs last season
- Played 45 games at second her sophomore season
- Played 51 games at second, 1 game at shortstop and 1 game as DP freshman season
- 2nd on the team in total bases (73), hits (56) and doubles (9) as a freshman
- Majoring in biochemistry

THE 2025 LOBOS



8 Katherine Brunner

SO • INF • 5-7 • R/R

Katy, Texas (James E. Taylor HS)

SEASON BESTS	
Hits	
Doubles	
Triples	
Home Runs	
RBI	
Runs	
Walks	
Stolen Bases	

CAREER BESTS	
Hits	3 Marist, 2-16-24
Doubles	1 4x, last: Utah State, 4-19-24
Triples	
Home Runs	1 2x, last: Utah State, 4-19-24
RBI	3 2x, last: Utah State, 4-21-24
Runs	2 Utah State, 4-19-24
Walks	2 2x, last: UConn, 3-8-24
Stolen Bases	1 Tennessee State, 2-9-24

STREAKS		
	Current	Career Best
Hitting	1	4
On-Base	1	5

MULTI-HIT GAMES					
	2	3	4	5+	TOTAL
2024	4	1	-	-	5
2025					

MULTI-RBI GAMES					
	2	3	4	5+	TOTAL
2024	2	2	-	-	4
2025					

2025 GAME-BY-GAME																		
DATE	OPPONENT	POS	AB	R	H	TB	2B	3B	HR	RBI	BB	HBP	SO	SB-ATT	E			
2/6	Texas A&M-CC																	
2/6	Sam Houston																	
2/7	Houston Christian																	
2/7	Houston																	
2/8	Houston Christian																	
2/8	Houston																	
2/9	St. John's																	
2/14	Fordham																	
2/14	St. Thomas																	
2/15	Texas State																	
2/15	St. Thomas																	
2/16	Texas State																	
2/21	Texas Southern																	
2/21	North Dakota																	
2/22	North Dakota																	
2/22	Tarleton																	
2/23	Texas Southern																	
2/28	Northwestern State																	
2/28	Mississippi State																	
3/1	Mississippi State																	
3/1	Alabama State																	
3/2	Alabama State																	
3/6	St. Joseph's																	
3/7	San Diego																	
3/7	UPenn																	
3/8	St. Joseph's																	
3/8	San Diego																	
3/11	New Mexico State																	
3/14	San José State																	
3/15	San José State																	
3/16	San José State																	
3/18	UTEP																	
3/21	San Diego State																	
3/22	San Diego State																	
3/23	San Diego State																	
3/25	UC San Diego																	
4/2	Utah State																	
4/2	Utah State																	
4/5	Boise State																	
4/6	Boise State																	
4/11	Colorado State																	
4/12	Colorado State																	
4/13	Colorado State																	
4/17	at Fresno State																	
4/18	at Fresno State																	
4/19	at Fresno State																	
4/22	UTEP																	
4/25	Nevada																	
4/26	Nevada																	
4/27	Nevada																	
5/1	UNLV																	
5/2	UNLV																	
5/3	UNLV																	

CAREER STATS																							
SEASON	GP	GS	AVG.	AB	R	H	2B	3B	HR	RBI	TB	SLG%	BB	SO	HBP	OB%	SF	SH	SB-SA	PO	A	E	FLD%
2024	49	44	.224	116	6	26	4	0	2	17	36	.310	8	25	1	.276	2	1	1-1	33	18	3	.944
TOTAL	49	44	.224	116	6	26	4	0	2	17	36	.310	8	25	1	.276	2	1	1-1	33	18	3	.944

- HIGHLIGHTS
- Named MW Freshman of the Week April 22, 2024
  - Started 25 games as the DP, 12 games at third and 7 games at second as a freshman
  - Majoring in business administration
  - #8 was the first number she wore when she started playing softball at age 6
  - Played for the Bombers, the Lady Dukes and Prolific
  - Also lettered in basketball in high school

THE 2025 LOBOS



9 Jewels Hanawahine

SO • UTIL • 5-9 • R/R  
Waimanalo, Hawai'i (Kamehameha Kapalama)

SEASON BESTS

Hits  
Doubles  
Triples  
Home Runs  
RBI  
Runs  
Walks  
Stolen Bases

CAREER BESTS

Hits 1 Texas Tech, 2-28-24  
Doubles  
Triples  
Home Runs  
RBI  
Runs  
Walks  
Stolen Bases

STREAKS

	Current	Career Best
Hitting		1
On-Base		1

MULTI-HIT GAMES

	2	3	4	5+	TOTAL
2024	-	-	-	-	-
2025					

MULTI-RBI GAMES

	2	3	4	5+	TOTAL
2024	-	-	-	-	-
2025					

2025 GAME-BY-GAME

DATE	OPPONENT	POS	AB	R	H	TB	2B	3B	HR	RBI	BB	HBP	SO	SB-ATT	E
2/6	Texas A&M-CC														
2/6	Sam Houston														
2/7	Houston Christian														
2/7	Houston														
2/8	Houston Christian														
2/8	Houston														
2/9	St. John's														
2/14	Fordham														
2/14	St. Thomas														
2/15	Texas State														
2/15	St. Thomas														
2/16	Texas State														
2/21	Texas Southern														
2/21	North Dakota														
2/22	North Dakota														
2/22	Tarleton														
2/23	Texas Southern														
2/28	Northwestern State														
2/28	Mississippi State														
3/1	Mississippi State														
3/1	Alabama State														
3/2	Alabama State														
3/6	St. Joseph's														
3/7	San Diego														
3/7	UPenn														
3/8	St. Joseph's														
3/8	San Diego														
3/11	New Mexico State														
3/14	San José State														
3/15	San José State														
3/16	San José State														
3/18	UTEP														
3/21	San Diego State														
3/22	San Diego State														
3/23	San Diego State														
3/25	UC San Diego														
4/2	Utah State														
4/2	Utah State														
4/5	Boise State														
4/6	Boise State														
4/11	Colorado State														
4/12	Colorado State														
4/13	Colorado State														
4/17	at Fresno State														
4/18	at Fresno State														
4/19	at Fresno State														
4/22	UTEP														
4/25	Nevada														
4/26	Nevada														
4/27	Nevada														
5/1	UNLV														
5/2	UNLV														
5/3	UNLV														

CAREER STATS

SEASON	GP	GS	AVG.	AB	R	H	2B	3B	HR	RBI	TB	SLG%	BB	SO	HBP	OB%	SF	SH	SB-SA	PO	A	E	FLD%
2024	4	0	.250	4	0	1	0	0	0	0	1	.250	0	3	0	.250	0	0	0-0	0	0	0	.000
TOTAL	4	0	.250	4	0	1	0	0	0	0	1	.250	0	3	0	.250	0	0	0-0	0	0	0	.000

HIGHLIGHTS

- Majoring in business administration
- Played for Firecrackers Rico 18U, Firecrackers Brasher Smith and Firecrackers Hawaii
- Wears #9 because she and her two siblings were all born on the 9th of different months

THE 2025 LOBOS



10

Allie Williams

FR • OF • 5-5 • R/R  
Houston, Texas (Episcopal HS)

SEASON BESTS	
Hits	
Doubles	
Triples	
Home Runs	
RBI	
Runs	
Walks	
Stolen Bases	

CAREER BESTS	
Hits	
Doubles	
Triples	
Home Runs	
RBI	
Runs	
Walks	
Stolen Bases	

STREAKS	
	Current Career Best
Hitting	
On-Base	

MULTI-HIT GAMES					
	2	3	4	5+	TOTAL
2025					

MULTI-RBI GAMES					
	2	3	4	5+	TOTAL
2025					


2025 GAME-BY-GAME																
DATE	OPPONENT	POS	AB	R	H	TB	2B	3B	HR	RBI	BB	HBP	SO	SB-ATT	E	
2/6	Texas A&M-CC															
2/6	Sam Houston															
2/7	Houston Christian															
2/7	Houston															
2/8	Houston Christian															
2/8	Houston															
2/9	St. John's															
2/14	Fordham															
2/14	St. Thomas															
2/15	Texas State															
2/15	St. Thomas															
2/16	Texas State															
2/21	Texas Southern															
2/21	North Dakota															
2/22	North Dakota															
2/22	Tarleton															
2/23	Texas Southern															
2/28	Northwestern State															
2/28	Mississippi State															
3/1	Mississippi State															
3/1	Alabama State															
3/2	Alabama State															
3/6	St. Joseph's															
3/7	San Diego															
3/7	UPenn															
3/8	St. Joseph's															
3/8	San Diego															
3/11	New Mexico State															
3/14	San José State															
3/15	San José State															
3/16	San José State															
3/18	UTEP															
3/21	San Diego State															
3/22	San Diego State															
3/23	San Diego State															
3/25	UC San Diego															
4/2	Utah State															
4/2	Utah State															
4/5	Boise State															
4/6	Boise State															
4/11	Colorado State															
4/12	Colorado State															
4/13	Colorado State															
4/17	at Fresno State															
4/18	at Fresno State															
4/19	at Fresno State															
4/22	UTEP															
4/25	Nevada															
4/26	Nevada															
4/27	Nevada															
5/1	UNLV															
5/2	UNLV															
5/3	UNLV															

CAREER STATS																			
SEASON	GP	GS	AVG.	AB	R	H	2B	3B	HR	RBI	TB	SLG%	BB	SO	HBP	OB%	SF	SH	SB-SA
2025																			
TOTAL																			

- HIGHLIGHTS
- Majoring in business administration
  - Named to the Houston Chronicle All Private School Team and to the VYPE Sports All Private School Team in both 2022 and 2023
  - Was the VYPE Private School Player of the Year in 2023 and 2024
  - Third member in her immediate family to play a collegiate sport, joining her mother who played basketball at Howard and her father who played football at Howard



THE 2025 LOBOS



11

Adelaide Haack

FR • UTIL • 5-7 • R/R

Oklahoma City, Okla. (Westmoore HS)

SEASON BESTS

Hits

Doubles

Triples

Home Runs

RBI

Runs

Walks

Stolen Bases

CAREER BESTS

Hits

Doubles

Triples

Home Runs

RBI

Runs

Walks

Stolen Bases

STREAKS

Current

Career Best

Hitting

On-Base

MULTI-HIT GAMES

2

3

4

5+

TOTAL

2025

MULTI-RBI GAMES

2

3

4

5+

TOTAL

2025

2025 GAME-BY-GAME																
DATE	OPPONENT	POS	AB	R	H	TB	2B	3B	HR	RBI	BB	HBP	SO	SB-ATT	E	
2/6	Texas A&M-CC															
2/6	Sam Houston															
2/7	Houston Christian															
2/7	Houston															
2/8	Houston Christian															
2/8	Houston															
2/9	St. John's															
2/14	Fordham															
2/14	St. Thomas															
2/15	Texas State															
2/15	St. Thomas															
2/16	Texas State															
2/21	Texas Southern															
2/21	North Dakota															
2/22	North Dakota															
2/22	Tarleton															
2/23	Texas Southern															
2/28	Northwestern State															
2/28	Mississippi State															
3/1	Mississippi State															
3/1	Alabama State															
3/2	Alabama State															
3/6	St. Joseph's															
3/7	San Diego															
3/7	UPenn															
3/8	St. Joseph's															
3/8	San Diego															
3/11	New Mexico State															
3/14	San José State															
3/15	San José State															
3/16	San José State															
3/18	UTEP															
3/21	San Diego State															
3/22	San Diego State															
3/23	San Diego State															
3/25	UC San Diego															
4/2	Utah State															
4/2	Utah State															
4/5	Boise State															
4/6	Boise State															
4/11	Colorado State															
4/12	Colorado State															
4/13	Colorado State															
4/17	at Fresno State															
4/18	at Fresno State															
4/19	at Fresno State															
4/22	UTEP															
4/25	Nevada															
4/26	Nevada															
4/27	Nevada															
5/1	UNLV															
5/2	UNLV															
5/3	UNLV															

CAREER STATS																
SEASON	GP	GS	AVG.	AB	R	H	2B	3B	HR	RBI	TB	SLG%	BB	SO	HBP	OB% SF SH SB-SA PO A E FLD%
2025																
TOTAL																

- HIGHLIGHTS
- Majoring in business administration
  - Won a district championship in 2021
  - Named all-state, all-region and all-district in 2023 and All-COAC Honorable Mention in 2023, 2022 and 2021
  - Also lettered in track and field

THE 2025 LOBOS



12 Alina Ortiz

SO • P • 5-6 • R/R  
Corona, Calif. (Centennial HS)

SEASON BESTS

IP (high)  
H (low)  
R (low)  
ER (low)  
BB (low)  
SO (high)  
BF (high)  
NP (high)

CAREER BESTS (MIN. 3.0 IP)

IP (high)  
H (low)  
R (low)  
ER (low)  
BB (low)  
SO (high)  
BF (high)  
NP (high)

PITCHING SUPERLATIVES (MIN. 4.0 IP)

	Season	Career
5+ K		
10+ K		
1 R or Less		
Shutout		

2025 GAME-BY-GAME

DATE	OPPONENT	W-L	ERA	CG	IP	H	R	ER	BB	SO	2B	3B	HR	BF	HBP
2/6	Texas A&M-CC														
2/6	Sam Houston														
2/7	Houston Christian														
2/7	Houston														
2/8	Houston Christian														
2/8	Houston														
2/9	St. John's														
2/14	Fordham														
2/14	St. Thomas														
2/15	Texas State														
2/15	St. Thomas														
2/16	Texas State														
2/21	Texas Southern														
2/21	North Dakota														
2/22	North Dakota														
2/22	Tarleton														
2/23	Texas Southern														
2/28	Northwestern State														
2/28	Mississippi State														
3/1	Mississippi State														
3/1	Alabama State														
3/2	Alabama State														
3/6	St. Joseph's														
3/7	San Diego														
3/7	UPenn														
3/8	St. Joseph's														
3/8	San Diego														
3/11	New Mexico State														
3/14	San José State														
3/15	San José State														
3/16	San José State														
3/18	UTEP														
3/21	San Diego State														
3/22	San Diego State														
3/23	San Diego State														
3/25	UC San Diego														
4/2	Utah State														
4/2	Utah State														
4/5	Boise State														
4/6	Boise State														
4/11	Colorado State														
4/12	Colorado State														
4/13	Colorado State														
4/17	at Fresno State														
4/18	at Fresno State														
4/19	at Fresno State														
4/22	UTEP														
4/25	Nevada														
4/26	Nevada														
4/27	Nevada														
5/1	UNLV														
5/2	UNLV														
5/3	UNLV														

CAREER STATS

SEASON	GS	APP	CG	W-L	ERA	SHO	SV	IP	H	R	ER	BB	SO	2B	3B	HR	BF	NP-STK	WP	HBP	PO	A	E	FLD%
2024																								
TOTAL																								

HIGHLIGHTS

- Majoring in nursing.
- Named a MW Scholar-Athlete

THE 2025 LOBOS



13 Mya Pacheco

FR • INF • 5-3 • R/R  
Rio Rancho, N.M. (V. Sue Cleveland HS)

SEASON BESTS

Hits  
Doubles  
Triples  
Home Runs  
RBI  
Runs  
Walks  
Stolen Bases

CAREER BESTS

Hits  
Doubles  
Triples  
Home Runs  
RBI  
Runs  
Walks  
Stolen Bases

STREAKS

Current Career Best  
Hitting  
On-Base

MULTI-HIT GAMES

	2	3	4	5+	TOTAL
2025					

MULTI-RBI GAMES

	2	3	4	5+	TOTAL
2025					

2025 GAME-BY-GAME

DATE	OPPONENT	POS	AB	R	H	TB	2B	3B	HR	RBI	BB	HBP	SO	SB-ATT	E
2/6	Texas A&M-CC														
2/6	Sam Houston														
2/7	Houston Christian														
2/7	Houston														
2/8	Houston Christian														
2/8	Houston														
2/9	St. John's														
2/14	Fordham														
2/14	St. Thomas														
2/15	Texas State														
2/15	St. Thomas														
2/16	Texas State														
2/21	Texas Southern														
2/21	North Dakota														
2/22	North Dakota														
2/22	Tarleton														
2/23	Texas Southern														
2/28	Northwestern State														
2/28	Mississippi State														
3/1	Mississippi State														
3/1	Alabama State														
3/2	Alabama State														
3/6	St. Joseph's														
3/7	San Diego														
3/7	UPenn														
3/8	St. Joseph's														
3/8	San Diego														
3/11	New Mexico State														
3/14	San José State														
3/15	San José State														
3/16	San José State														
3/18	UTEP														
3/21	San Diego State														
3/22	San Diego State														
3/23	San Diego State														
3/25	UC San Diego														
4/2	Utah State														
4/2	Utah State														
4/5	Boise State														
4/6	Boise State														
4/11	Colorado State														
4/12	Colorado State														
4/13	Colorado State														
4/17	at Fresno State														
4/18	at Fresno State														
4/19	at Fresno State														
4/22	UTEP														
4/25	Nevada														
4/26	Nevada														
4/27	Nevada														
5/1	UNLV														
5/2	UNLV														
5/3	UNLV														

CAREER STATS

SEASON	GP	GS	AVG.	AB	R	H	2B	3B	HR	RBI	TB	SLG%	BB	SO	HBP	OB%	SF	SH	SB-SA	PO	A	E	FLD%
2025																							
TOTAL																							

HIGHLIGHTS

- Majoring in electrical engineering
- Named the District 1-5A Offensive Player of the Year in 2022, District 1-5A First Team All-District, 5A Metro First Team and 5A all-state first team in 2022

# THE 2025 LOBOS



**16 Brooke Umali**

SO • P • 5-3 • L/L

Burlingame, Calif. (Aragon HS)

## SEASON BESTS

IP (high)  
H (low)  
R (low)  
ER (low)  
BB (low)  
SO (high)  
BF (high)  
NP (high)

## CAREER BESTS (MIN. 3.0 IP)

IP (high)	5.0	San Diego State, 4-3-24
H (low)	1	Boise State, 4-28-24
R (low)	1	2x, last: Boise State, 4-28-24
ER (low)	0	Boise State, 4-28-24
BB (low)	1	2x, last: Montana, 3-1-24
SO (high)	3	Boise State, 4-28-24
BF (high)	20	San Diego State, 4-3-24
NP (high)	73	San Diego State, 4-3-24

## PITCHING SUPERLATIVES (MIN. 4.0 IP)

	Season	Career
5+ K		
10+ K		
1 R or Less		1
Shutout		

## 2025 GAME-BY-GAME

DATE	OPPONENT	W-L	ERA	CG	IP	H	R	ER	BB	SO	2B	3B	HR	BF	HBP
2/6	Texas A&M-CC														
2/6	Sam Houston														
2/7	Houston Christian														
2/7	Houston														
2/8	Houston Christian														
2/8	Houston														
2/9	St. John's														
2/14	Fordham														
2/14	St. Thomas														
2/15	Texas State														
2/15	St. Thomas														
2/16	Texas State														
2/21	Texas Southern														
2/21	North Dakota														
2/22	North Dakota														
2/22	Tarleton														
2/23	Texas Southern														
2/28	Northwestern State														
2/28	Mississippi State														
3/1	Mississippi State														
3/1	Alabama State														
3/2	Alabama State														
3/6	St. Joseph's														
3/7	San Diego														
3/7	UPenn														
3/8	St. Joseph's														
3/8	San Diego														
3/11	New Mexico State														
3/14	San José State														
3/15	San José State														
3/16	San José State														
3/18	UTEP														
3/21	San Diego State														
3/22	San Diego State														
3/23	San Diego State														
3/25	UC San Diego														
4/2	Utah State														
4/2	Utah State														
4/5	Boise State														
4/6	Boise State														
4/11	Colorado State														
4/12	Colorado State														
4/13	Colorado State														
4/17	at Fresno State														
4/18	at Fresno State														
4/19	at Fresno State														
4/22	UTEP														
4/25	Nevada														
4/26	Nevada														
4/27	Nevada														
5/1	UNLV														
5/2	UNLV														
5/3	UNLV														

## CAREER STATS

SEASON	GS	APP	CG	W-L	ERA	SHO	SV	IP	H	R	ER	BB	SO	2B	3B	HR	BF	NP-STK	WP	HBP	PO	A	E	FLD%
2024	4	19	0	0-0	6.28	0	0	29.0	37	29	26	13	14	5	3	10	137	523-304	1	1	1	7	0	1.000
TOTAL	4	19	0	0-0	6.28	0	0	29.0	37	29	26	13	14	5	3	10	137	523-304	1	1	1	7	0	1.000

## HIGHLIGHTS

- First collegiate start was against Montana
- 7 games with a strikeout, 6 games with multiple strikeouts
- Pitched a scoreless 2.2 innings against UConn on March 8, not allowing a hit or walk and striking out 2
- Majoring in business administration
- Played for Warrior Academy
- Wore 16 since she started playing softball at age 7

THE 2025 LOBOS



18 Grace Rana

JR • C • 5-6 • R/R

Queen Creek, Ariz. (Queen Creek HS)

SEASON BESTS

Hits  
Doubles  
Triples  
Home Runs  
RBI  
Runs  
Walks  
Stolen Bases

CAREER BESTS

Hits 1 ACU, 2-18-24  
Doubles  
Triples  
Home Runs  
RBI 1 Marist, 2-16-24  
Runs 1 7x, last: Nevada, 3-28-24  
Walks 1 Marist, 2-18-24  
Stolen Bases 1 Oregon State, 2-11-23

STREAKS

Current Career Best

Hitting 1  
On-Base 2

MULTI-HIT GAMES

	2	3	4	5+	TOTAL
2023	-	-	-	-	0
2024	-	-	-	-	0
2025					

MULTI-RBI GAMES

	2	3	4	5+	TOTAL
2023	-	-	-	-	0
2024	-	-	-	-	0
2025					

2025 GAME-BY-GAME																
DATE	OPPONENT	POS	AB	R	H	TB	2B	3B	HR	RBI	BB	HBP	SO	SB-ATT	E	
2/6	Texas A&M-CC															
2/6	Sam Houston															
2/7	Houston Christian															
2/7	Houston															
2/8	Houston Christian															
2/8	Houston															
2/9	St. John's															
2/14	Fordham															
2/14	St. Thomas															
2/15	Texas State															
2/15	St. Thomas															
2/16	Texas State															
2/21	Texas Southern															
2/21	North Dakota															
2/22	North Dakota															
2/22	Tarleton															
2/23	Texas Southern															
2/28	Northwestern State															
2/28	Mississippi State															
3/1	Mississippi State															
3/1	Alabama State															
3/2	Alabama State															
3/6	St. Joseph's															
3/7	San Diego															
3/7	UPenn															
3/8	St. Joseph's															
3/8	San Diego															
3/11	New Mexico State															
3/14	San José State															
3/15	San José State															
3/16	San José State															
3/18	UTEP															
3/21	San Diego State															
3/22	San Diego State															
3/23	San Diego State															
3/25	UC San Diego															
4/2	Utah State															
4/2	Utah State															
4/5	Boise State															
4/6	Boise State															
4/11	Colorado State															
4/12	Colorado State															
4/13	Colorado State															
4/17	at Fresno State															
4/18	at Fresno State															
4/19	at Fresno State															
4/22	UTEP															
4/25	Nevada															
4/26	Nevada															
4/27	Nevada															
5/1	UNLV															
5/2	UNLV															
5/3	UNLV															

CAREER STATS																							
SEASON	GP	GS	AVG.	AB	R	H	2B	3B	HR	RBI	TB	SLG%	BB	SO	HBP	OB%	SF	SH	SB-SA	PO	A	E	FLD%
2023	20	0	.000	1	6	0	0	0	0	0	0	.000	0	0	0	.000	0	0	1-1	0	0	0	.000
2024	12	6	.100	10	1	1	0	0	0	1	1	.100	1	2	1	.250	0	1	0-0	16	0	2	.889
TOTAL	32	6	.091	11	7	1	0	0	0	1	1	.091	1	2	1	.231	0	1	1-1	16	0	2	.889

- HIGHLIGHTS
- Member of the Leadership Council
  - Psychology major
  - Started 5 games at catcher, 1 as DP last season
  - First start came against Marist on Feb. 16, 2024 and recorded first RBI in that game
  - First career hit came against ACU on Feb. 18, 2024
  - Appeared in 20 games, primarily as a pinch runner as a freshman
  - Made first career start and recorded first career hit against Marist on Feb. 16
  - At-bat last season came against Boise State on April 7, 2023
  - Named to the All-Region Second Team in 2019
  - Played for the AZ Hotshots- Delsante



# THE 2025 LOBOS



**20 Emma Bramson**

SR • INF • 5-7 • R/R  
Valencia, Calif. (Valencia HS)

## SEASON BESTS

Hits  
Doubles  
Triples  
Home Runs  
RBI  
Runs  
Walks  
Stolen Bases

## CAREER BESTS

Hits	4	Utah State, 3-19-23
Doubles	2	Utah State, 3-19-23
Triples	1	McNeese, 2-9-24
Home Runs	2	UC Santa Barbara, 3-3-22
RBI	5	UC Santa Barbara, 3-3-22
Runs	4	Utah State, 3-19-23
Walks	3	2x, last: Utah State, 3-17-23
Stolen Bases	2	Marist, 2-16-24

## STREAKS

	Current	Career Best
Hitting		8
On-Base		8

## MULTI-HIT GAMES

	2	3	4	5+	TOTAL
2022	9	1	-	-	10
2023	5	1	1	-	7
2024	4	-	-	-	4
2025					

## MULTI-RBI GAMES

	2	3	4	5+	TOTAL
2022	3	-	-	1	4
2023	1	-	-	-	1
2024	2	-	-	-	2
2025					

## 2025 GAME-BY-GAME

DATE	OPPONENT	POS	AB	R	H	TB	2B	3B	HR	RBI	BB	HBP	SO	SB-ATT	E
2/6	Texas A&M-CC														
2/6	Sam Houston														
2/7	Houston Christian														
2/7	Houston														
2/8	Houston Christian														
2/8	Houston														
2/9	St. John's														
2/14	Fordham														
2/14	St. Thomas														
2/15	Texas State														
2/15	St. Thomas														
2/16	Texas State														
2/21	Texas Southern														
2/21	North Dakota														
2/22	North Dakota														
2/22	Tarleton														
2/23	Texas Southern														
2/28	Northwestern State														
2/28	Mississippi State														
3/1	Mississippi State														
3/1	Alabama State														
3/2	Alabama State														
3/6	St. Joseph's														
3/7	San Diego														
3/7	UPenn														
3/8	St. Joseph's														
3/8	San Diego														
3/11	New Mexico State														
3/14	San José State														
3/15	San José State														
3/16	San José State														
3/18	UTEP														
3/21	San Diego State														
3/22	San Diego State														
3/23	San Diego State														
3/25	UC San Diego														
4/2	Utah State														
4/2	Utah State														
4/5	Boise State														
4/6	Boise State														
4/11	Colorado State														
4/12	Colorado State														
4/13	Colorado State														
4/17	at Fresno State														
4/18	at Fresno State														
4/19	at Fresno State														
4/22	UTEP														
4/25	Nevada														
4/26	Nevada														
4/27	Nevada														
5/1	UNLV														
5/2	UNLV														
5/3	UNLV														

## CAREER STATS

SEASON	GP	GS	AVG.	AB	R	H	2B	3B	HR	RBI	TB	SLG%	BB	SO	HBP	OB%	SF	SH	SB-SA	PO	A	E	FLD%
2022	46	46	.245	139	24	34	4	0	6	23	56	.403	11	20	1	.301	2	1	0-0	45	69	9	.926
2023	44	44	.314	121	18	38	5	0	1	11	46	.380	8	16	2	.361	2	2	2-2	41	67	9	.923
2024	54	54	.219	151	16	33	2	1	0	11	37	.245	5	11	4	.258	3	4	6-6	265	7	5	.982
TOTAL	144	144	.255	411	58	105	11	1	7	45	139	.338	24	47	7	.303	7	7	8-8	351	143	23	.956

## HIGHLIGHTS

- Member of the Leadership Council
- Named MW Freshman of the Week on Feb. 22, 2022
- Has played 6 different positions during her career: 68 games at third, 39 games at first, 21 at shortstop, 8 as the DP, 5 at second and 3 in right field
- Started 39 games at first, 4 at third, 3 in right and 8 as the DP last season
- Started in 44 games, 39 games at third and 5 games at second as a sophomore
- Played 25 games at third base and 21 games at shortstop as a freshman
- Career-high 9 total bases against UC Santa Barbara on March 3, 2022
- Had a 7 game streak of reaching base (Feb. 9 to Feb. 16) and a 6-game hitting streak (Feb. 9 to Feb. 14) last season
- Majoring in sociology with a psychology minor

THE 2025 LOBOS



21 Taylor Morgan

JR • OF • 5-6 • R/R  
Gallup, N.M. (Trinidad State College)

SEASON BESTS

Hits  
Doubles  
Triples  
Home Runs  
RBI  
Runs  
Walks  
Stolen Bases

CAREER BESTS

Hits  
Doubles  
Triples  
Home Runs  
RBI  
Runs  
Walks  
Stolen Bases

STREAKS

Current Career Best  
Hitting  
On-Base

MULTI-HIT GAMES

	2	3	4	5+	TOTAL
2024	-	-	-	-	-
2025					

MULTI-RBI GAMES

	2	3	4	5+	TOTAL
2024	-	-	-	-	-
2025					

2025 GAME-BY-GAME

DATE	OPPONENT	POS	AB	R	H	TB	2B	3B	HR	RBI	BB	HBP	SO	SB-ATT	E
2/6	Texas A&M-CC														
2/6	Sam Houston														
2/7	Houston Christian														
2/7	Houston														
2/8	Houston Christian														
2/8	Houston														
2/9	St. John's														
2/14	Fordham														
2/14	St. Thomas														
2/15	Texas State														
2/15	St. Thomas														
2/16	Texas State														
2/21	Texas Southern														
2/21	North Dakota														
2/22	North Dakota														
2/22	Tarleton														
2/23	Texas Southern														
2/28	Northwestern State														
2/28	Mississippi State														
3/1	Mississippi State														
3/1	Alabama State														
3/2	Alabama State														
3/6	St. Joseph's														
3/7	San Diego														
3/7	UPenn														
3/8	St. Joseph's														
3/8	San Diego														
3/11	New Mexico State														
3/14	San José State														
3/15	San José State														
3/16	San José State														
3/18	UTEP														
3/21	San Diego State														
3/22	San Diego State														
3/23	San Diego State														
3/25	UC San Diego														
4/2	Utah State														
4/2	Utah State														
4/5	Boise State														
4/6	Boise State														
4/11	Colorado State														
4/12	Colorado State														
4/13	Colorado State														
4/17	at Fresno State														
4/18	at Fresno State														
4/19	at Fresno State														
4/22	UTEP														
4/25	Nevada														
4/26	Nevada														
4/27	Nevada														
5/1	UNLV														
5/2	UNLV														
5/3	UNLV														

CAREER STATS

SEASON	GP	GS	AVG.	AB	R	H	2B	3B	HR	RBI	TB	SLG%	BB	SO	HBP	OB%	SF	SH	SB-SA	PO	A	E	FLD%
2024																							
TOTAL																							

HIGHLIGHTS

- Named an Easton/NFCA All-America Scholar-Athlete and a MW Scholar-Athlete in 2024
- New Mexico 4A State champions in 2022 and a New Mexico 4A State runner-up in 2021
- Majoring in liberal arts and integrative studies

# THE 2025 LOBOS



**23 McKenna Guest**

SO • P • 5-6 • R/R  
Pattonville, Texas (Prairiland HS)

## SEASON BESTS

IP (high)  
H (low)  
R (low)  
ER (low)  
BB (low)  
SO (high)  
BF (high)  
NP (high)

## CAREER BESTS (MIN. 3.0 IP)

IP (high)	8.0	UNLV, 3-23-24
H (low)	1	2x, last: Utah State, 4-20-24
R (low)	0	2x, last: Utah State, 4-20-24
ER (low)	0	2x, last: Utah State, 4-20-24
BB (low)	0	5x, last: Nevada, 3-28-24
SO (high)	9	UTEP, 2-14-24
BF (high)	36	UNLV, 3-23-24
NP (high)	148	UNLV, 3-23-24

## PITCHING SUPERLATIVES (MIN. 4.0 IP)

	Season	Career
5+ K		5
10+ K		
1 R or Less		5
Shutout		

## 2025 GAME-BY-GAME

DATE	OPPONENT	W-L	ERA	CG	IP	H	R	ER	BB	SO	2B	3B	HR	BF
HBP 2/6	Texas A&M-CC													
2/6	Sam Houston													
2/7	Houston Christian													
2/7	Houston													
2/8	Houston Christian													
2/8	Houston													
2/9	St. John's													
2/14	Fordham													
2/14	St. Thomas													
2/15	Texas State													
2/15	St. Thomas													
2/16	Texas State													
2/21	Texas Southern													
2/21	North Dakota													
2/22	North Dakota													
2/22	Tarleton													
2/23	Texas Southern													
2/28	Northwestern State													
2/28	Mississippi State													
3/1	Mississippi State													
3/1	Alabama State													
3/2	Alabama State													
3/6	St. Joseph's													
3/7	San Diego													
3/7	UPenn													
3/8	St. Joseph's													
3/8	San Diego													
3/11	New Mexico State													
3/14	San José State													
3/15	San José State													
3/16	San José State													
3/18	UTEP													
3/21	San Diego State													
3/22	San Diego State													
3/23	San Diego State													
3/25	UC San Diego													
4/2	Utah State													
4/2	Utah State													
4/5	Boise State													
4/6	Boise State													
4/11	Colorado State													
4/12	Colorado State													
4/13	Colorado State													
4/17	at Fresno State													
4/18	at Fresno State													
4/19	at Fresno State													
4/22	UTEP													
4/25	Nevada													
4/26	Nevada													
4/27	Nevada													
5/1	UNLV													
5/2	UNLV													
5/3	UNLV													


## CAREER STATS

SEASON	GS	APP	CG	W-L	ERA	SHO	SV	IP	H	R	ER	BB	SO	2B	3B	HR	BF	NP-STK	WP	HBP	PO	A	E	FLD%
2024	24	40	9	10-19	5.05	0	1	147.0	167	119	106	68	90	26	8	24	694	2473-1406	8	19	3	23	1	.963
TOTAL	24	40	9	10-19	5.05	0	1	147.0	167	119	106	68	90	26	8	24	694	2473-1406	8	19	3	23	1	.963

## HIGHLIGHTS

- Named MW Freshman of the Week on March 25, 2024
- Earned save against Marist on Feb. 18
- 3 appearances not allowing a run, 23 appearances with multiple strikeouts, 5 w/ 5+
- Named District 12-3A Newcomer of the Year, All-RRV Pitcher of the Year and the Prairiland HS Softball MVP in 2021
- TGCA all-state, District 12-3 MVP, Prairiland Co-MVP, All-RRV Co-MVP in 2022
- Involved in robotics in high school, and won the 2021 Prairiland Robotics Award. Her robotics team placed third at the Robotics state qualifier.
- Majoring in business administration.

THE 2025 LOBOS



24

Georgia Heathcock

JR • UTIL • 5-8 • R/R

Little Elm, Texas (UC San Diego)

SEASON BESTS

Hits

Doubles

Triples

Home Runs

RBI

Runs

Walks

Stolen Bases

CAREER BESTS

Hits2Syracuse, 3-12-23

Doubles12x, last: Cal Poly, 5-10-24

Triples

Home Runs

RBI1Syracuse, 3-12-23

Runs2Syracuse, 3-12-23

Walks13x, last: North Florida, 3-1-24

Stolen Bases1Western Carolina, 3-7-23

STREAKS

Current

Career Best

Hitting

On-Base

2

2

MULTI-HIT GAMES

2

3

4

5+

TOTAL

2023

1

-

-

-

1

2024

-

-

-

-

-

2025

-

-

-

-

-

MULTI-RBI GAMES

2

3

4

5+

TOTAL

2023

-

-

-

-

-

2024

-

-

-

-

-

2025

-

-

-

-

-

2025 GAME-BY-GAME																	
DATE	OPPONENT	POS	AB	R	H	TB	2B	3B	HR	RBI	BB	HBP	SO	SB-ATT	E		
2/6	Texas A&M-CC																
2/6	Sam Houston																
2/7	Houston Christian																
2/7	Houston																
2/8	Houston Christian																
2/8	Houston																
2/9	St. John's																
2/14	Fordham																
2/14	St. Thomas																
2/15	Texas State																
2/15	St. Thomas																
2/16	Texas State																
2/21	Texas Southern																
2/21	North Dakota																
2/22	North Dakota																
2/22	Tarleton																
2/23	Texas Southern																
2/28	Northwestern State																
2/28	Mississippi State																
3/1	Mississippi State																
3/1	Alabama State																
3/2	Alabama State																
3/6	St. Joseph's																
3/7	San Diego																
3/7	UPenn																
3/8	St. Joseph's																
3/8	San Diego																
3/11	New Mexico State																
3/14	San José State																
3/15	San José State																
3/16	San José State																
3/18	UTEP																
3/21	San Diego State																
3/22	San Diego State																
3/23	San Diego State																
3/25	UC San Diego																
4/2	Utah State																
4/2	Utah State																
4/5	Boise State																
4/6	Boise State																
4/11	Colorado State																
4/12	Colorado State																
4/13	Colorado State																
4/17	at Fresno State																
4/18	at Fresno State																
4/19	at Fresno State																
4/22	UTEP																
4/25	Nevada																
4/26	Nevada																
4/27	Nevada																
5/1	UNLV																
5/2	UNLV																
5/3	UNLV																

CAREER STATS																	
SEASON	GP	GS	AVG.	AB	R	H	2B	3B	HR	RBI	TB	SLG%	BB	SO	HBP	OB%	SF
2023*	21	6	.172	29	3	5	1	0	0	1	6	.207	2	5	1	.250	0
2024*	12	4	.214	14	0	3	1	0	0	0	4	.286	1	5	0	.267	0
TOTAL	33	10	.186	43	3	8	2	0	0	1	10	.233	3	10	1	.255	0

\* at UC San Diego

- HIGHLIGHTS
- As a freshman, made 6 starts with 4 in the outfield, 2 as DP, and played in 21 games with a pinch hit 14 games.
  - In 2024, made 3 starts in the outfield, 1 as DP.
  - Recorded first collegiate hit against Stonehill College on Feb. 10, 2023, which resulted in 1 RBI
  - Majoring in liberal arts and integrative studies

# THE 2025 LOBOS



**25 Nova Montes**

JR • P • 5-8 • R/R

Covina, Calif. (Paris Junior College)

## SEASON BESTS

IP (high)  
H (low)  
R (low)  
ER (low)  
BB (low)  
SO (high)  
BF (high)  
NP (high)

## CAREER BESTS (MIN. 3.0 IP)

IP (high)  
H (low)  
R (low)  
ER (low)  
BB (low)  
SO (high)  
BF (high)  
NP (high)

## PITCHING SUPERLATIVES (MIN. 4.0 IP)

	Season	Career
5+ K		
10+ K		
1 R or Less		
Shutout		

## 2025 GAME-BY-GAME

DATE	OPPONENT	W-L	ERA	CG	IP	H	R	ER	BB	SO	2B	3B	HR	BF	HBP
2/6	Texas A&M-CC														
2/6	Sam Houston														
2/7	Houston Christian														
2/7	Houston														
2/8	Houston Christian														
2/8	Houston														
2/9	St. John's														
2/14	Fordham														
2/14	St. Thomas														
2/15	Texas State														
2/15	St. Thomas														
2/16	Texas State														
2/21	Texas Southern														
2/21	North Dakota														
2/22	North Dakota														
2/22	Tarleton														
2/23	Texas Southern														
2/28	Northwestern State														
2/28	Mississippi State														
3/1	Mississippi State														
3/1	Alabama State														
3/2	Alabama State														
3/6	St. Joseph's														
3/7	San Diego														
3/7	UPenn														
3/8	St. Joseph's														
3/8	San Diego														
3/11	New Mexico State														
3/14	San José State														
3/15	San José State														
3/16	San José State														
3/18	UTEP														
3/21	San Diego State														
3/22	San Diego State														
3/23	San Diego State														
3/25	UC San Diego														
4/2	Utah State														
4/2	Utah State														
4/5	Boise State														
4/6	Boise State														
4/11	Colorado State														
4/12	Colorado State														
4/13	Colorado State														
4/17	at Fresno State														
4/18	at Fresno State														
4/19	at Fresno State														
4/22	UTEP														
4/25	Nevada														
4/26	Nevada														
4/27	Nevada														
5/1	UNLV														
5/2	UNLV														
5/3	UNLV														

## CAREER STATS


SEASON	GS	APP	CG	W-L	ERA	SHO	SV	IP	H	R	ER	BB	SO	2B	3B	HR	BF	NP-STK	WP	HBP	PO	A	E	FLD%
2023*	6	17	3	4-4	2.90	1	0	50.2	58	40	21	21	30	1	-	9	224	--	4	-	1	13	2	.875
2024*	29	34	17	24-7	2.23	5	2	166.0	148	65	53	58	142	-	-	7	647	--	11	9	5	52	2	.966
TOTAL	35	51	20	28-11	2.39	6	2	216.2	206	105	74	79	172	1	-	16	871	--	15	9	6	65	4	.947

\* at Paris JC

## HIGHLIGHTS

- Compiled a 2.23 ERA in 166.0 innings pitched last season, and registered 142 strikeouts for an average of 5.99 per game.
- Threw 17 complete games in 29 starts and made 34 appearances, throwing seven shut-outs
- Ranked fourth nationally for most wins in the NJCAA with 24 wins and also added two saves
- Appeared in 17 games with six starts and three complete games as a freshman, throwing 50.2 innings with 30 strikeouts
- Majoring in liberal arts and integrative studies

THE 2025 LOBOS



26

Jasmyn Lloyd

FR • UTIL • 5-4 • R/R

Grand Prairie, Texas (South Grand Prairie HS)

SEASON BESTS

Hits  
Doubles  
Triples  
Home Runs  
RBI  
Runs  
Walks  
Stolen Bases

CAREER BESTS

Hits  
Doubles  
Triples  
Home Runs  
RBI  
Runs  
Walks  
Stolen Bases

STREAKS

Current Career Best

Hitting  
On-Base

MULTI-HIT GAMES

2345+TOTAL

2025

MULTI-RBI GAMES

2345+TOTAL

2025

2025 GAME-BY-GAME																
DATE	OPPONENT	POS	AB	R	H	TB	2B	3B	HR	RBI	BB	HBP	SO	SB-ATT	E	
2/6	Texas A&M-CC															
2/6	Sam Houston															
2/7	Houston Christian															
2/7	Houston															
2/8	Houston Christian															
2/8	Houston															
2/9	St. John's															
2/14	Fordham															
2/14	St. Thomas															
2/15	Texas State															
2/15	St. Thomas															
2/16	Texas State															
2/21	Texas Southern															
2/21	North Dakota															
2/22	North Dakota															
2/22	Tarleton															
2/23	Texas Southern															
2/28	Northwestern State															
2/28	Mississippi State															
3/1	Mississippi State															
3/1	Alabama State															
3/2	Alabama State															
3/6	St. Joseph's															
3/7	San Diego															
3/7	UPenn															
3/8	St. Joseph's															
3/8	San Diego															
3/11	New Mexico State															
3/14	San José State															
3/15	San José State															
3/16	San José State															
3/18	UTEP															
3/21	San Diego State															
3/22	San Diego State															
3/23	San Diego State															
3/25	UC San Diego															
4/2	Utah State															
4/2	Utah State															
4/5	Boise State															
4/6	Boise State															
4/11	Colorado State															
4/12	Colorado State															
4/13	Colorado State															
4/17	at Fresno State															
4/18	at Fresno State															
4/19	at Fresno State															
4/22	UTEP															
4/25	Nevada															
4/26	Nevada															
4/27	Nevada															
5/1	UNLV															
5/2	UNLV															
5/3	UNLV															

CAREER STATS																
SEASON	GP	GS	AVG.	AB	R	H	2B	3B	HR	RBI	TB	SLG%	BB	SO	HBP	OB% SF SH SB-SA PO A E FLD%
2025																
TOTAL																

- HIGHLIGHTS
- Majoring in chemistry
  - 3x district champion (2021, 2022, 2023). Team was bi-district champion in 2021, reached the regional quarterfinals in 2022 and area champions in 2023
  - Named first team all-district her freshman through junior years, was the offensive player of the year and second team all-metroplex in 2022



THE 2025 LOBOS



27 Hayden Luderer

SO • UTIL • 5-5 • R/R

Thousand Oaks, Calif. (Louisville HS)

SEASON BESTS

Hits  
Doubles  
Triples  
Home Runs  
RBI  
Runs  
Walks  
Stolen Bases

CAREER BESTS

Hits 1 4x, last: Fresno State, 5-3-24  
Doubles  
Triples  
Home Runs  
RBI  
Runs 2 SFA, 2-23-24  
Walks 1 5x, last: Nevada, 3-28-24  
Stolen Bases 1 2x, last: Fresno State, 5-3-24

STREAKS

	Current	Career Best
Hitting		2
On-Base		4

MULTI-HIT GAMES

	2	3	4	5+	TOTAL
2024	-	-	-	-	-
2025					

MULTI-RBI GAMES

	2	3	4	5+	TOTAL
2024	-	-	-	-	-
2025					

2025 GAME-BY-GAME

DATE	OPPONENT	POS	AB	R	H	TB	2B	3B	HR	RBI	BB	HBP	SO	SB-ATT	E
2/6	Texas A&M-CC														
2/6	Sam Houston														
2/7	Houston Christian														
2/7	Houston														
2/8	Houston Christian														
2/8	Houston														
2/9	St. John's														
2/14	Fordham														
2/14	St. Thomas														
2/15	Texas State														
2/15	St. Thomas														
2/16	Texas State														
2/21	Texas Southern														
2/21	North Dakota														
2/22	North Dakota														
2/22	Tarleton														
2/23	Texas Southern														
2/28	Northwestern State														
2/28	Mississippi State														
3/1	Mississippi State														
3/1	Alabama State														
3/2	Alabama State														
3/6	St. Joseph's														
3/7	San Diego														
3/7	UPenn														
3/8	St. Joseph's														
3/8	San Diego														
3/11	New Mexico State														
3/14	San José State														
3/15	San José State														
3/16	San José State														
3/18	UTEP														
3/21	San Diego State														
3/22	San Diego State														
3/23	San Diego State														
3/25	UC San Diego														
4/2	Utah State														
4/2	Utah State														
4/5	Boise State														
4/6	Boise State														
4/11	Colorado State														
4/12	Colorado State														
4/13	Colorado State														
4/17	at Fresno State														
4/18	at Fresno State														
4/19	at Fresno State														
4/22	UTEP														
4/25	Nevada														
4/26	Nevada														
4/27	Nevada														
5/1	UNLV														
5/2	UNLV														
5/3	UNLV														

CAREER STATS

SEASON	GP	GS	AVG.	AB	R	H	2B	3B	HR	RBI	TB	SLG%	BB	SO	HBP	OB%	SF	SH	SB-SA	PO	A	E	FLD%
2024	31	17	.111	36	6	4	0	0	0	0	4	.111	5	10	1	.238	0	2	2-2	25	0	0	1.000
TOTAL	31	17	.111	36	6	4	0	0	0	0	4	.111	5	10	1	.238	0	2	2-2	25	0	0	1.000

HIGHLIGHTS

- Started 17 games with 8 games in center, 1 in left, 7 in right and 1 as DP last season
- Played both third and in the outfield in high school
- Ranked 68th in the country for the class of 2023 by Extra Innings Softball
- Played for Athletics Wellbaum and Firecrackers Rico
- Majoring in psychology

THE 2025 LOBOS



28 Jessica DeLeon

FR • C/INF • 5-7 • L/L  
San Marcos, Texas (San Marcos HS)

SEASON BESTS

Hits

Doubles

Triples

Home Runs

RBI

Runs

Walks

Stolen Bases

CAREER BESTS

Hits

Doubles

Triples

Home Runs

RBI

Runs

Walks

Stolen Bases

Same

Same

Same

Same

STREAKS

Current

Career Best

Hitting

On-Base

MULTI-HIT GAMES

2

3

4

5+

TOTAL

2025

MULTI-RBI GAMES

2

3

4

5+

TOTAL

2025

2025 GAME-BY-GAME																
DATE	OPPONENT	POS	AB	R	H	TB	2B	3B	HR	RBI	BB	HBP	SO	SB-ATT	E	
2/6	Texas A&M-CC															
2/6	Sam Houston															
2/7	Houston Christian															
2/7	Houston															
2/8	Houston Christian															
2/8	Houston															
2/9	St. John's															
2/14	Fordham															
2/14	St. Thomas															
2/15	Texas State															
2/15	St. Thomas															
2/16	Texas State															
2/21	Texas Southern															
2/21	North Dakota															
2/22	North Dakota															
2/22	Tarleton															
2/23	Texas Southern															
2/28	Northwestern State															
2/28	Mississippi State															
3/1	Mississippi State															
3/1	Alabama State															
3/2	Alabama State															
3/6	St. Joseph's															
3/7	San Diego															
3/7	UPenn															
3/8	St. Joseph's															
3/8	San Diego															
3/11	New Mexico State															
3/14	San José State															
3/15	San José State															
3/16	San José State															
3/18	UTEP															
3/21	San Diego State															
3/22	San Diego State															
3/23	San Diego State															
3/25	UC San Diego															
4/2	Utah State															
4/2	Utah State															
4/5	Boise State															
4/6	Boise State															
4/11	Colorado State															
4/12	Colorado State															
4/13	Colorado State															
4/17	at Fresno State															
4/18	at Fresno State															
4/19	at Fresno State															
4/22	UTEP															
4/25	Nevada															
4/26	Nevada															
4/27	Nevada															
5/1	UNLV															
5/2	UNLV															
5/3	UNLV															

CAREER STATS																
SEASON	GP	GS	AVG.	AB	R	H	2B	3B	HR	RBI	TB	SLG%	BB	SO	HBP	OB% SF SH SB-SA PO A E FLD%
2025																
TOTAL																

- HIGHLIGHTS
- Undecided on major
  - Named as a second team all-district catcher in 2022, a 27-6A first team all-district catcher in 2023, team MVP and to the All-Central Texas Third Team Catcher by the Austin American Statesman in 2023

THE 2025 LOBOS



33 Sydney Carithers

SR • C/INF • 5-6 • R/R  
Fort Worth, Texas (Stephen F. Austin)

SEASON BESTS

Hits  
Doubles  
Triples  
Home Runs  
RBI  
Runs  
Walks  
Stolen Bases

CAREER BESTS

Hits	3	Tarleton St., 2-26-22
Doubles	1	13x, last: Cleveland St., 3-7-24
Triples	1	Missouri St., 2-20-22
Home Runs	1	4x, last: ACU, 4-22-23
RBI	4	Southern Utah, 4-1-23
Runs	2	3x, last: Marist, 2-16-24
Walks	2	4x, last: UNLV, 3-23-24
Stolen Bases	1	4x, last: ACU, 2-16-24

STREAKS (AT UNM)

	Current	Career Best
Hitting		3
On-Base		5

MULTI-HIT GAMES

	2	3	4	5+	TOTAL
2022	7	1	-	-	8
2023	6	-	-	-	6
2024	1	-	-	-	1
2025					

MULTI-RBI GAMES

	2	3	4	5+	TOTAL
2022	3	-	-	-	3
2023	1	-	1	-	2
2024	2	-	-	-	2
2025					

2025 GAME-BY-GAME

DATE	OPPONENT	POS	AB	R	H	TB	2B	3B	HR	RBI	BB	HBP	SO	SB-ATT	E
2/6	Texas A&M-CC														
2/6	Sam Houston														
2/7	Houston Christian														
2/7	Houston														
2/8	Houston Christian														
2/8	Houston														
2/9	St. John's														
2/14	Fordham														
2/14	St. Thomas														
2/15	Texas State														
2/15	St. Thomas														
2/16	Texas State														
2/21	Texas Southern														
2/21	North Dakota														
2/22	North Dakota														
2/22	Tarleton														
2/23	Texas Southern														
2/28	Northwestern State														
2/28	Mississippi State														
3/1	Mississippi State														
3/1	Alabama State														
3/2	Alabama State														
3/6	St. Joseph's														
3/7	San Diego														
3/7	UPenn														
3/8	St. Joseph's														
3/8	San Diego														
3/11	New Mexico State														
3/14	San José State														
3/15	San José State														
3/16	San José State														
3/18	UTEP														
3/21	San Diego State														
3/22	San Diego State														
3/23	San Diego State														
3/25	UC San Diego														
4/2	Utah State														
4/2	Utah State														
4/5	Boise State														
4/6	Boise State														
4/11	Colorado State														
4/12	Colorado State														
4/13	Colorado State														
4/17	at Fresno State														
4/18	at Fresno State														
4/19	at Fresno State														
4/22	UTEP														
4/25	Nevada														
4/26	Nevada														
4/27	Nevada														
5/1	UNLV														
5/2	UNLV														
5/3	UNLV														

CAREER STATS


SEASON	GP	GS	AVG.	AB	R	H	2B	3B	HR	RBI	TB	SLG%	BB	SO	HBP	OB%	SF	SH	SB-SA	PO	A	E	FLD%
2022*	55	53	.245	155	11	38	6	1	2	16	52	.335	8	33	1	.285	1	2	0-0	112	50	5	.970
2023*	51	50	.212	118	19	25	4	0	2	13	35	.297	10	18	4	.293	1	2	1-2	112	80	10	.950
2024	53	51	.173	104	10	18	3	0	0	9	21	.202	12	17	4	.281	1	4	3-4	97	68	12	.932
TOTAL	159	154	.215	377	40	81	13	1	4	38	108	.286	30	68	9	.286	3	8	4-6	321	198	27	.952

\*at SFA

HIGHLIGHTS

- Member of the Leadership Council
- Played at SFA for 2 seasons, graduated from Brewer High School in 2021
- Recorded a hit in 19 games with multiple hits in six games and at least one RBI in nine games in 2023
- Threw out 5 runners sophomore season
- Threw out 4 runners last season with 2 against Houston Christian
- Started 36 games at third, 15 games at catcher last season
- Posted a hit in 28 games with 2 five-game hitting streaks, 8 multi-hit games and drove in a run in 13 games as a freshman
- Played for Coach Dickson her freshman season
- Majoring in liberal arts

THE 2025 LOBOS



34

Miracle McKenzie

FR • INF • 5-10 • R/R  
Long Beach, Calif. (St. Anthony HS)

SEASON BESTS

Hits  
Doubles  
Triples  
Home Runs  
RBI  
Runs  
Walks  
Stolen Bases

CAREER BESTS

Hits  
Doubles  
Triples  
Home Runs  
RBI  
Runs  
Walks  
Stolen Bases

STREAKS

Current Career Best  
Hitting  
On-Base

MULTI-HIT GAMES

2345+TOTAL  
2025

MULTI-RBI GAMES

2345+TOTAL  
2025

2025 GAME-BY-GAME																	
DATE	OPPONENT	POS	AB	R	H	TB	2B	3B	HR	RBI	BB	HBP	SO	SB-ATT	E		
2/6	Texas A&M-CC																
2/6	Sam Houston																
2/7	Houston Christian																
2/7	Houston																
2/8	Houston Christian																
2/8	Houston																
2/9	St. John's																
2/14	Fordham																
2/14	St. Thomas																
2/15	Texas State																
2/15	St. Thomas																
2/16	Texas State																
2/21	Texas Southern																
2/21	North Dakota																
2/22	North Dakota																
2/22	Tarleton																
2/23	Texas Southern																
2/28	Northwestern State																
2/28	Mississippi State																
3/1	Mississippi State																
3/1	Alabama State																
3/2	Alabama State																
3/6	St. Joseph's																
3/7	San Diego																
3/7	UPenn																
3/8	St. Joseph's																
3/8	San Diego																
3/11	New Mexico State																
3/14	San José State																
3/15	San José State																
3/16	San José State																
3/18	UTEP																
3/21	San Diego State																
3/22	San Diego State																
3/23	San Diego State																
3/25	UC San Diego																
4/2	Utah State																
4/2	Utah State																
4/5	Boise State																
4/6	Boise State																
4/11	Colorado State																
4/12	Colorado State																
4/13	Colorado State																
4/17	at Fresno State																
4/18	at Fresno State																
4/19	at Fresno State																
4/22	UTEP																
4/25	Nevada																
4/26	Nevada																
4/27	Nevada																
5/1	UNLV																
5/2	UNLV																
5/3	UNLV																

CAREER STATS																	
SEASON	GP	GS	AVG.	AB	R	H	2B	3B	HR	RBI	TB	SLG%	BB	SO	HBP	OB%	SF
2025																	
TOTAL																	

- HIGHLIGHTS
- Won the 2022 Division 3 Del Ray League and the Division 3 CIF State Championship
  - Named to the Del Rey All-League First Team and the MVP in 2022
  - Ranked 33rd in the Extra Inning Class of 2024 in 2022 after being ranked 69th in the 2021 rankings
  - Majoring in business administration.

THE 2025 LOBOS



38 Keyannah Chavez

JR • OF • 5-1 • L/L  
Leander, Texas (Glen HS)

SEASON BESTS

Hits  
Doubles  
Triples  
Home Runs  
RBI  
Runs  
Walks  
Stolen Bases

CAREER BESTS

Hits	3	5x, last: GCU, 3-2-24
Doubles	1	11x, last: San José State, 3-15-24
Triples	1	5x, last: Colorado State, 4-6-24
Home Runs	1	8x, last: Fresno State, 5-4-24
RBI	4	2x, last: Texas Tech, 3-12-24
Runs	3	2x, last: Tennessee St., 2-9-24
Walks	3	Utah State, 3-17-23
Stolen Bases	3	Tennessee State, 2-9-24

STREAKS

	Current	Career Best
Hitting	5	7
On-Base	12	16

MULTI-HIT GAMES

	2	3	4	5+	TOTAL
2023	10	2	-	-	12
2024	10	3			13
2025					

MULTI-RBI GAMES

	2	3	4	5+	TOTAL
2023	4	-	1	-	5
2024	6		1		7
2025					

2025 GAME-BY-GAME

DATE	OPPONENT	POS	AB	R	H	TB	2B	3B	HR	RBI	BB	HBP	SO	SB-ATT	E
2/6	Texas A&M-CC														
2/6	Sam Houston														
2/7	Houston Christian														
2/7	Houston														
2/8	Houston Christian														
2/8	Houston														
2/9	St. John's														
2/14	Fordham														
2/14	St. Thomas														
2/15	Texas State														
2/15	St. Thomas														
2/16	Texas State														
2/21	Texas Southern														
2/21	North Dakota														
2/22	North Dakota														
2/22	Tarleton														
2/23	Texas Southern														
2/28	Northwestern State														
2/28	Mississippi State														
3/1	Mississippi State														
3/1	Alabama State														
3/2	Alabama State														
3/6	St. Joseph's														
3/7	San Diego														
3/7	UPenn														
3/8	St. Joseph's														
3/8	San Diego														
3/11	New Mexico State														
3/14	San José State														
3/15	San José State														
3/16	San José State														
3/18	UTEP														
3/21	San Diego State														
3/22	San Diego State														
3/23	San Diego State														
3/25	UC San Diego														
4/2	Utah State														
4/2	Utah State														
4/5	Boise State														
4/6	Boise State														
4/11	Colorado State														
4/12	Colorado State														
4/13	Colorado State														
4/17	at Fresno State														
4/18	at Fresno State														
4/19	at Fresno State														
4/22	UTEP														
4/25	Nevada														
4/26	Nevada														
4/27	Nevada														
5/1	UNLV														
5/2	UNLV														
5/3	UNLV														


CAREER STATS

SEASON	GP	GS	AVG.	AB	R	H	2B	3B	HR	RBI	TB	SLG%	BB	SO	HBP	OB%	SF	SH	SB-SA	PO	A	E	FLD%
2023	50	50	.315	143	36	45	7	0	0	19	52	.364	19	18	4	.410	0	8	8-8	70	4	2	.974
2024	49	48	.380	129	32	49	4	5	8	25	87	.674	19	12	5	.471	2	5	3-5	87	2	5	.947
TOTAL	99	98	.346	272	68	94	11	5	8	44	139	.511	38	30	9	.439	2	13	11-13	157	6	7	.959

HIGHLIGHTS

- Started 29 games in left, 17 games in center, 2 games at DP last season
- Finished 2024 season on a 5-game hitting streak and a 12-game streak of reaching base
- Named MW Freshman of the Week on Feb. 21, 2023
- First collegiate hit came against Nicholls in her first collegiate at-bat
- Played all 50 games in left as a freshman
- Criminology major
- Mother (Cassandra) and cousin (Anthony Chavez) graduated from UNM. Mother played at UNM from 2002-06 and was a middle infielder
- Played for the Texas Bombers- Gold

THE 2025 LOBOS



44

Natalie Fritz

FR • P • 6-0 • R/R

Chandler, Ariz. (Basha HS)

SEASON BESTS

IP (high)

H (low)

R (low)

ER (low)

BB (low)

SO (high)

BF (high)

NP (high)

CAREER BESTS(MIN. 3.0 IP)

IP (high)

H (low)

R (low)

ER (low)

BB (low)

SO (high)

BF (high)

NP (high)

PITCHING SUPERLATIVES (MIN. 4.0 IP)

Season

Career

5+ K

10+ K

1 R or Less

Shutout

2025 GAME-BY-GAME																
DATE	OPPONENT	W-L	ERA	CG	IP	H	R	ER	BB	SO	2B	3B	HR	BF	HBP	
2/6	Texas A&M-CC															
2/6	Sam Houston															
2/7	Houston Christian															
2/7	Houston															
2/8	Houston Christian															
2/8	Houston															
2/9	St. John's															
2/14	Fordham															
2/14	St. Thomas															
2/15	Texas State															
2/15	St. Thomas															
2/16	Texas State															
2/21	Texas Southern															
2/21	North Dakota															
2/22	North Dakota															
2/22	Tarleton															
2/23	Texas Southern															
2/28	Northwestern State															
2/28	Mississippi State															
3/1	Mississippi State															
3/1	Alabama State															
3/2	Alabama State															
3/6	St. Joseph's															
3/7	San Diego															
3/7	UPenn															
3/8	St. Joseph's															
3/8	San Diego															
3/11	New Mexico State															
3/14	San José State															
3/15	San José State															
3/16	San José State															
3/18	UTEP															
3/21	San Diego State															
3/22	San Diego State															
3/23	San Diego State															
3/25	UC San Diego															
4/2	Utah State															
4/2	Utah State															
4/5	Boise State															
4/6	Boise State															
4/11	Colorado State															
4/12	Colorado State															
4/13	Colorado State															
4/17	at Fresno State															
4/18	at Fresno State															
4/19	at Fresno State															
4/22	UTEP															
4/25	Nevada															
4/26	Nevada															
4/27	Nevada															
5/1	UNLV															
5/2	UNLV															
5/3	UNLV															

CAREER STATS

SEASON	GS	APP	CG	W-L	ERA	SHO	SV	IP	H	R	ER	BB	SO	2B	3B	HR	BF	NP-STK	WP	HBP	PO	A	E	FLD%
2025																								
TOTAL																								

- HIGHLIGHTS
- HS team won the state championship in 2023
  - Played for AZ Storm National-Mathis
  - Named Defensive Player of the Year following her sophomore and junior years and was named first team all-conference
  - Majoring in exercise science



THE 2025 LOBOS



77 Marina Tinari

SO • P/OF • 5-4 • L/L  
Castle Rock, Colo. (Florida Gulf Coast)

SEASON BESTS

IP (high)
H (low)
R (low)
ER (low)
BB (low)
SO (high)
BF (high)
NP (high)

CAREER BESTS(MIN. 3.0 IP)

IP (high)
H (low)
R (low)
ER (low)
BB (low)
SO (high)
BF (high)
NP (high)

PITCHING SUPERLATIVES (MIN. 4.0 IP)

	Season	Career
5+ K		
10+ K		
1 R or Less		
Shutout		

2025 GAME-BY-GAME

DATE	OPPONENT	W-L	ERA	CG	IP	H	R	ER	BB	SO	2B	3B	HR	BF	HBP
2/6	Texas A&M-CC														
2/6	Sam Houston														
2/7	Houston Christian														
2/7	Houston														
2/8	Houston Christian														
2/8	Houston														
2/9	St. John's														
2/14	Fordham														
2/14	St. Thomas														
2/15	Texas State														
2/15	St. Thomas														
2/16	Texas State														
2/21	Texas Southern														
2/21	North Dakota														
2/22	North Dakota														
2/22	Tarleton														
2/23	Texas Southern														
2/28	Northwestern State														
2/28	Mississippi State														
3/1	Mississippi State														
3/1	Alabama State														
3/2	Alabama State														
3/6	St. Joseph's														
3/7	San Diego														
3/7	UPenn														
3/8	St. Joseph's														
3/8	San Diego														
3/11	New Mexico State														
3/14	San José State														
3/15	San José State														
3/16	San José State														
3/18	UTEP														
3/21	San Diego State														
3/22	San Diego State														
3/23	San Diego State														
3/25	UC San Diego														
4/2	Utah State														
4/2	Utah State														
4/5	Boise State														
4/6	Boise State														
4/11	Colorado State														
4/12	Colorado State														
4/13	Colorado State														
4/17	at Fresno State														
4/18	at Fresno State														
4/19	at Fresno State														
4/22	UTEP														
4/25	Nevada														
4/26	Nevada														
4/27	Nevada														
5/1	UNLV														
5/2	UNLV														
5/3	UNLV														

CAREER STATS

SEASON	GS	APP	CG	W-L	ERA	SHO	SV	IP	H	R	ER	BB	SO	2B	3B	HR	BF	NP-STK	WP	HBP	PO	A	E	FLD%
2024*	1	12	0	0-2	4.47	0	0	15.2	20	14	10	10	6	4	0	4	79	288-161	2	3	0	4	1	.800
TOTAL	1	12	0	0-2	4.47	0	0	15.2	20	14	10	10	6	4	0	4	79	288-161	2	3	0	4	1	.800

\*at Florida Gulf Coast

HIGHLIGHTS

- Spent last season at Florida Gulf Coast
- Threw 2.2 innings against Louisville and Florida State for season highs
- Recorded 2 strikeouts in 2 games last season (against Louisville and MTSU)
- Didn't allow a run in a combined 5.1 innings through 4 consecutive appearances in the circle
- Pinch ran once at Jacksonville on March 24, 2024
- Majoring in psychology





❖ **2025 LOBO SOFTBALL FIELD** ❖

