



6-TIME NCAA REGIONAL QUALIFIER - 95 MLB DRAFT PICKS - 28 ALL-AMERICANS

new mexico BASEBALL

2025 GAME NOTES

@UNMLOBOBASEBALL

GAMES 10-13



NEW MEXICO LOBOS (5-4)

Head Coach: Tod Brown, 4th season (80-88 UNM) [421-438 overall]

2024 Home: 18-10 | Away: 7-10 | Neutral: 2-4 | Final RPI: #202

UNM All-Time Series vs. Rhode Island: 3-0 | H: 3-0 | A: 0-0



VS RHODE ISLAND (3-4)

FEB. 28 - MAR. 1 | SANTA ANA STAR FIELD / ALBUQUERQUE, N.M.

Head Coach: Raphael Cerrato, 11th season (237-257-2, .480)

2024 Record: 19-28 | Final RPI: #152

LEADING OFF...

Winners of three straight for the first time this season, New Mexico Baseball continues its homestand with a four-game set against Rhode Island (3-4) that gets underway tomorrow at 2 p.m. MT.

After Friday's series opener, Saturday's Game Two is set for a 3 p.m. first pitch, with Sunday's doubleheader at noon.

The Lobos sit at 5-4 through the first nine games of the season, splitting last weekend's four-game set with Northern Colorado (15-16, 11-15, 13-4, 12-7) before shutting down in-state rivals New Mexico State for a 7-0 midweek win on Tuesday. UNM batted .426 on the weekend in their first games of the year at elevation, averaging 18.3 hits and 13.5 runs per nine innings. After dropping the first two games despite scoring a combined 26 runs between them, they held the Bears to single-digit runs in each of the next two games to rally for the series split. Meanwhile, the Rams are coming off a hard-fought weekend series with a nationally-ranked Oregon team last weekend in Eugene in which they won the opener 12-11 and narrowly dropped an 11-inning Game Two (0-1) before falling in the next two (12-19, 2-15).

All of this weekend's series will be broadcast free via the Mountain West Network, with live stats, streaming options and more available via GoLobos.com/BSBGameDay. Follow @UNMLoboBaseball on IG, X and Facebook for comprehensive coverage, promotional updates, behind-the-scenes content and more.

ALL-TIME SERIES

UNM is 3-0 against the Rams all-time, with their only meetings being a three-game series in Albuquerque March 9-11, 2007 in which the Lobos won all three games handily (17-5, 8-2, 21-4).

UNM NCAA D-I STATISTICAL RANKINGS

Stat	Rank	Value
Batting Average	16	0.338
HR Per Game	70	1.22
2B Per Game	26	2.67
3B Per Game	16	0.56
Slugging %	17	0.553
On Base %	73	0.417
Scoring	T-59	8.4
DP Per Game	T-89	0.78
K-to-BB Ratio	99	2.17
Fielding %	85	0.975

ORiach NAMED MOUNTAIN WEST POTW

After leading the Lobos in batting across their four-game series at home last weekend, New Mexico's Jordy Oriach has been named Mountain West Player of the Week, the conference announced Monday. The honor makes it two weeks in a row in which a UNM player picks up a conference weekly honor after Cooper Brass was named MW Freshman of the Week last Monday. Oriach hit a team-best .632 across four starts in left field vs. Northern Colorado at Santa Ana Star Field as the Lobos split the weekend series with the Bears, scoring 10 runs and driving in seven with four doubles and two homers. UNM batted .426 on the weekend as a team in the Lobos' first series at home, averaging 18.3 hits and 13.5 runs per nine innings.

In that span, Oriach batted .636 with runners on base (7/11) — he went yard in both of UNM's wins on Saturday and Sunday, posting a team-high 1.158 slugging and .682 on-base percentage across all four games (1.940 OBP). He also drew two walks and only struck out once all weekend, posting a flawless

CONTINUED ON PAGE 2

2025 SCHEDULE

OVERALL: 5-4 | MW: 0-0

H: 3-2 | A: 0-1 | N: 2-1

DATE	OPPONENT	TIME(MT)
2/14	VS. AUSTIN PEAY [^]	W, 9-6
2/15	VS. UC IRVINE [^]	L, 4-18
2/16	VS. SETON HALL [^]	W, 5-3
2/18	ARIZONA	L, 0-10 (7)
2/21	N. COLORADO	L, 15-16
2/22	N. COLORADO	L, 11-15
2/22	N. COLORADO	W, 13-4
2/23	N. COLORADO	W, 12-7
2/25	NEW MEXICO ST.	W, 7-0
2/28	RHODE ISLAND	2 P.M.
3/1	RHODE ISLAND (DH)	12 P.M.
3/2	RHODE ISLAND	12 P.M.
3/7	TARLETON	5 P.M.
3/8	TARLETON (DH)	12 P.M.
3/9	TARLETON	11 A.M.
3/14	UNLV*	6 P.M.
3/15	UNLV*	2 P.M.
3/16	UNLV*	12 P.M.
3/18	TEXAS TECH	2 P.M.
3/21	NEVADA*	TBA
3/22	NEVADA*	TBA
3/23	NEVADA*	TBA
3/25	GRAND CANYON	6 P.M.
3/28	AIR FORCE*	6 P.M.
3/29	AIR FORCE*	2 P.M.
3/30	AIR FORCE*	12 P.M.
4/1	NEW MEXICO ST.	6 P.M.
4/4	FRESNO ST.*	7 P.M.
4/5	FRESNO ST.*	4 P.M.
4/6	FRESNO ST.*	2 P.M.
4/8	TEXAS TECH	2 P.M.
4/11	WASHINGTON ST.*	6 P.M.
4/12	WASHINGTON ST.*	2 P.M.
4/13	WASHINGTON ST.*	12 P.M.
4/15	NEW MEXICO ST.	6 P.M.
4/17	UNLV*	TBA
4/18	UNLV*	TBA
4/19	UNLV*	TBA
4/22	NEW MEXICO ST.	6 P.M.
4/25	SAN JOSE ST.*	6 P.M.
4/26	SAN JOSE ST.*	2 P.M.
4/27	SAN JOSE ST.*	12 P.M.
5/2	SAN DIEGO ST.*	7 P.M.
5/3	SAN DIEGO ST.*	5 P.M.
5/4	SAN DIEGO ST.*	1 P.M.
5/9	AIR FORCE*	1 P.M.
5/10	AIR FORCE*	1 P.M.
5/11	AIR FORCE*	12 P.M.
5/15	FRESNO ST.*	6 P.M.
5/16	FRESNO ST.*	2 P.M.
5/17	FRESNO ST.*	12 P.M.
5/21-25	MW TOURNAMENT	—

[^] - MLB DESERT INVITATIONAL - FIRST TWO GAMES HOSTED AT SLOAN PARK (MESA, AZ), WITH THE THIRD AT SALT RIVER FIELDS (SCOTTSDALE, AZ).
* - MOUNTAIN WEST CONFERENCE GAME
HOME GAMES IN BOLD



1962 2010 2011
2012 2013 2016

REGIONAL APPEARANCES



REGULAR SEASON CHAMPIONS
TOURNAMENT CHAMPIONS

1962 2000 2011
2011 2012 2013
2014 2016 2017

UNIVERSITY OF NEW MEXICO

Location	Albuquerque, N.M.
Founded	1889
Enrollment	8,800
Nickname	Lobos
Colors	Cherry and Silver
Affiliation	NCAA Division I
Conference	Mountain West
President	Garnett Stokes
Dir. of Athletics	Fernando Lovo
Faculty Rep.	Karen Gaudreault
Athletics Phone	(505) 925-5521
Ticket Ops.	(505) 925-5627

BASEBALL STADIUM

Home Field	Santa Ana Star Field
Capacity	1,000
Dimensions	338 (LF); 408 (LC); 420 (CF); 408 (RC) 338 (RF)

LOBO BASEBALL HISTORY

First Season	1899
Overall Record	1964-1815-18 (.520)
Overall MW Record	354-273-1 (.564)
Years in NCAA Postseason	6 (1962, 2010, '11, '12, '13, '16)
Conference Titles	7 (1962, 2000, '11, '12, '13, '14, '17)
Conference Tournament Titles	3 (2011, '12, '16)

COACHING STAFF

Head Coach	Tod Brown
Years at UNM	3rd season
Record at UNM	80-88 (4 yr.)
Overall Record	421-438 (17 yrs.)
Asst. Coach / Pitching	Michael Lopez
Years at UNM	3rd season
Asst. Coach / Recruiting	Matt Risdon
Years at UNM	2nd season
Asst. Coach (Hitting)	Justin Mitchell
Years at UNM	1st season
Dir. of Ops / Player Development	Tyler McPeak
Years at UNM	1st season
Athletic Trainer	Robert Rimorin

2024 REVIEW

Overall Record	28-26
MWC Record (Finish)	17-13 (2nd)
Home Record	18-10
Away Record	8-12
Neutral Record	2-4
Starters Returning/Lost	7/7
Pitchers Returning/Lost	10/8
Letterwinners Returning/Lost	23/15
Newcomers	17

THROUGH THE ORDER (PROJECTED LINEUP)

NO.	PLAYER	YR/POS	BA	SLG	OBP	G/AB	R	H	2B	3B	HR	RBI	BB	SO
2	Cooper Brass	R-FR/INF	.407	.481	.424	7/27	6	11	2	0	0	7	3	4
12	Will Asby	SR/OF	.194	.389	.302	9/36	12	7	4	0	1	4	5	6
10	Jordy Oriach	JR/OF	.436	.795	.488	9/39	11	17	5	0	3	10	3	5
47	Ethan Ott	SR/DH	.370	.667	.429	7/27	8	10	3	1	1	10	3	8
24	Brodey Williams	JR/C	.368	.474	.500	5/19	6	7	2	0	0	2	4	2
14	Akili Carris	JR/INF	.429	.514	.444	8/35	5	15	3	0	0	12	1	7
9	Josh McAlister	SR/INF	.385	.654	.529	9/26	7	10	1	0	2	5	6	7
3	Karsen Waslefsky	JR/INF	.313	.531	.389	9/32	7	10	2	1	1	7	3	5
15	Khalil Walker	SR/OF	.353	.618	.389	9/34	6	12	2	2	1	6	1	2

OTHER KEY HITTERS

4	Tye Wood	SR/OF	.333	1.167	.556	6/6	3	2	0	1	1	3	2	3
26	Luke Mansy	SR/INF	.000	.000	.500	4/2	0	0	0	0	0	0	1	1
29	Caleb Herd	JR/C	.091	.364	.091	3/11	1	1	0	0	1	2	0	7
43	Gene Trujillo	FR/1B	.091	.091	.333	4/11	2	1	0	0	0	0	1	6
48	Andrew Neil	SR/UTL	.000	.000	.500	4/1	0	0	0	0	0	0	0	1

Stats are for 2025 season

1.000 fielding percentage in left field, generating seven putouts.

LAST TIME OUT

Dayne Pengelly and four other New Mexico relievers combined to throw a two-hitter, Jordy Oriach went yard for the third time in as many games and the Lobos blanked New Mexico State 7-0 in their first rivalry matchup of the season Tuesday night at Santa Ana Star Field to snap a three-game streak for the Aggies (5-3).

Pengelly threw five shutout innings – holding the Aggies to just one hit in that span – while striking out four and walking two to earn his first win of the season (1-0). The bullpen backed him up with four shutout frames, including 1-2-3 innings from Josh Barnhouse and Daxton Purser – the latter striking out the side in the ninth to end the game in emphatic fashion.

Jordy Oriach powered the UNM offense with a 2-for-3 performance, blasting his third home run of the season and driving in three runs. Will Asby added a two-run double, while Brodey Williams went 2-for-4 with an RBI as the Lobos (5-4) plated six runs in the first three innings and never looked back. Ethan Ott added a triple and scored a run and Karsen Waslefsky, Khalil Walker and Akili Carris all singled while scoring a run apiece.

The Lobos struck early, manufacturing a run in the second before exploding for five in the third. Oriach's two-run single capped a rally that included a two-run double from Asby and Williams' RBI single. They added one more in the eighth on a sacrifice fly from Cooper Brass after loading the bases to threaten to run-rule the Aggies late. The Aggies never found an answer, managing just two singles while striking out nine times. The Lobos turned two double plays and didn't commit an error en route to their first shutout victory of the season.

LAST WEEKEND RECAP

New Mexico split last weekend's four-game set with Northern Colorado in the Lobos' first home series of the season, dropping the first two before winning two in a row to close (15-16, 11-15, 13-4, 12-7). UNM batted .426 on the weekend in their first games of the year at elevation, averaging 18.3 hits and 13.5 runs per nine innings. After dropping the first two games despite scoring a combined 26 runs between them, they held the Bears to single-digit runs in each of the next two games to rally for the series split.

- Offensively, Jordy Oriach (.632) led the charge with 12 hits, including four doubles and two home runs, while scoring 10 times and driving in seven. Akili Carris (.579) was equally productive, tallying 11 hits and 11 RBIs while striking out just once, while Khalil Walker (.529) launched two triples and a home run while adding four RBI and two stolen bases. Ethan Ott (.412) found some power upon the return to elevation with three doubles, a home run, and a team-best eight RBI on the weekend.

- UNM averaged 18.3 hits per game and 13.5 runs per nine innings over the weekend thanks to seven different hitters driving in at least four runs and eight different players recording multiple extra-base hits. Will Asby (.316) and Karsen Waslefsky (.368) each added a home run as the Lobos hit five in the second game of Saturday's doubleheader, while Brodey Williams (.444) delivered clutch hits, including two doubles and a team-high .545 on-base percentage.

RHP Diego Alvarez went the longest of any UNM starter so far this season in Saturday's second game, earning the win with six innings of work -- he allowed four earned runs on nine hits while striking out four. Less than an hour prior to the start of that

CONTINUED ON PAGE 3

PRESEASON COACHES' POLL 2025 PREDICTED ORDER OF FINISH

RANK	SCHOOL (1st Place Votes)	PTS
1.	Fresno State (6)	43
2.	Nevada	35
3.	Washington State (1)	30
4.	UNLV (1)	27
4.	New Mexico	27
4.	San Diego State	27
7.	Air Force	19
8.	San José State	16

PRESEASON ALL-MW

NAME	YR.	POS.	INSTITUTION
Chase Spencer	Sr.	OF/P	Air Force
Jack Anker	Jr.	P	Fresno State
Victor Arreola	Jr.	P	Fresno State
Murf Gray	Jr.	INF	Fresno State
Eddie Saldivar	Sr.	INF	Fresno State
Michael Ball	Sr.	INF	Nevada
Taylor Holder	Sr.	OF	Nevada
Ethan O'Neal	Sr.	P	Nevada
Will Asby	Gr.	OF	New Mexico
Khalil Walker	Jr.	OF	New Mexico
Finley Bates	So.	INF	San Diego State
Omar Serrano	Sr.	P	San Diego State
Paul Myro IV	Jr.	INF	UNLV
Max Hartman	Jr.	OF	Washington State

2025 NUMERICAL ROSTER

NO.	NAME	POS.	HT.	WT.	B/T	YR.	HOMETOWN (PREV. SCHOOL)
2	Cooper Brass	INF	5-10	170	R/R	R-FR	Chandler, AZ (Hamilton HS)
3	Karsen Waslefsky	INF	6-0	175	R/R	JR	Gilbert, AZ (Casteel HS/South Mountain CC)
4	Tye Wood	OF	5-11	185	S/L	SR	Gardner, KS (Gardner Edgerton HS/Iowa Western)
5	Shane Miller	INF	6-1	190	L/R	FR	Gilbert, AZ (Higley HS)
6	Brian McBroom	RHP	6-0	180	R/R	SR	Oakley, CA (Freedom HS/Howard College)
7	Tommy White	RHP	6-4	210	R/R	JR	Albuquerque, NM (Cibola HS/Illinois/Pima CC)
8	Diego Alvarez	RHP	5-10	185	R/R	JR	Sahuarita, AZ (Sahuarita HS/Pima CC)
9	Josh McAlister	INF	6-2	185	R/R	SR	Homewood, IL (Flossmoor HS/Ohio St.)
10	Jordy Oriach	OF	6-5	225	L/L	JR	Haverhill, MA (Haverhill HS/Frank Phillips College)
11	Matt Cornelius	LHP	6-0	185	L/L	SR	Zuni, NM (St. Pius X/Pima CC/Arizona State)
12	Will Asby	OF	5-11	200	L/R	SR	Sacramento, CA (Jesuit HS/Sac. City Coll./San Fran.)
13	Matt Romero	LHP	6-0	195	L/L	SR	Albuquerque, NM (Sandia HS/New Mexico St.)
14	Akili Carris	INF	6-2	185	R/R	JR	Albuquerque, NM (La Cueva HS)
15	Khalil Walker	OF	5-10	170	L/L	SR	Mansfield, TX (Timberview HS/E. Arizona)
16	Grant Origer	RHP	6-3	225	R/R	FR	Parker, TX (Plano East HS)
17	Cristian Mogen	RHP	6-0	180	R/R	R-FR	Peoria, AZ (Centennial HS)
18	Beck Sullivan	RHP	5-11	180	R/R	FR	Waxahachie, TX (Waxahachie HS)
19	Justin Still	LHP	6-3	215	L/L	SR	Chandler, AZ (Perry HS)
20	Luke Banister	C	5-10	200	R/R	SR	Round Rock, TX (Hutto HS/Temple Coll./Cleveland Coll.)
22	Ben Baker-Livingston	RHP	6-2	185	R/R	R-JR	Richardson, TX (Plano East HS)
23	Ty Cunningham	RHP	6-3	215	R/R	JR	Iowa Park, TX (Iowa Park HS/Vernon College)
24	Brodey Williams	C	6-0	210	L/R	JR	Houston, TX (Barbers Hill HS/McLennan CC)
25	Luke Wiseman	RHP	6-0	215	R/R	R-JR	Wylie, TX (Wylie HS/Odessa College)
26	Luke Mansy	INF/OF	5-10	180	L/R	R-JR	San Diego, CA (St. Augustine HS/Santa Clara/Grossmont)
27	David Lopez	RHP	6-1	220	R/R	SR	Mission, TX (Sharyland Pioneer HS/Wharton County JC)
28	Charles Lavigne	RHP	6-5	200	L/R	FR	Blainville, Quebec (Ecole Saint-Gabriel HS)
29	Caleb Herd	C	5-9	185	R/R	JR	Vail, AZ (Cienega HS/Pima CC)
31	Dayne Pengelly	RHP	6-2	195	L/R	SR	Rio Rancho, NM (Cleveland HS/Embry-Riddle/Pima CC)
32	Sydney Ward	OF	6-0	240	R/R	JR	Albuquerque, NM (McKinney HS/Alamo College)
33	Daxton Purser	LHP	6-1	225	L/L	SR	Providence, UT (Ridgeline HS/Salt Lake CC)
34	Josh Barnhouse	RHP	6-6	240	R/R	SR	Prosper, TX (Prosper HS/Crowder College)
35	Presley Monteforte	LHP	6-0	190	R/L	JR	Centennial, CO (Arapahoe HS/Phoenix College)
36	Elias Fiddler	UTL	6-0	175	R/R	JR	Durango, CO (Durango HS/Utah)
38	Blake Lehmbeck	RHP	6-1	195	R/R	SO	Tucson, AZ (Canyon Del Oro HS)
39	Ryan Castillo	RHP	6-2	180	R/R	SO	Los Lunas, NM (Los Lunas HS)
42	Blake Bell	RHP	6-4	215	R/R	FR	Phoenix, AZ (Mountain Pointe HS)
43	Gene Trujillo	1B	6-5	230	L/R	SO	Albuquerque, NM (St. Pius X)
47	Ethan Ott	1B/OF	6-2	215	R/R	SR	Chesapeake, VA (Greenbriar Christian/UNC Pembroke)
48	Andrew Neil	RHP/IF	5-11	185	L/R	SR	Oakley, CA (Freedom HS/Folsom Lake CC)
49	Jack Messmore	RHP	6-1	215	L/R	JR	Niceville, FL (Niceville HS/Delaware State)

COACHING STAFF

Tod Brown ¹ - Head Coach, 4th season
 Michael Lopez ² - Assistant Coach, 4th season
 Matt Risdon ³ - Assistant Coach, 3rd season
 Justin Mitchell ⁴ - Assistant Coach, 2nd season
 Tyler McPeak - Dir. of Ops & Player Development, 1st season

¹ Coaches Third Base

² Pitching Coach

³ Coaches First Base

⁴ Hitting Coach

PRONUNCIATIONS

#3 Karsen **Waslefsky** - Wah-sleff-skee
 #10 Jordy **Oriach** - Or-ee-ack
 #12 Will **Asby** - Az-bee
 #14 **Akili Carris** - Achille care-iss
 #15 **Khalil** Walker - Kuh-lil, not leel
 #27 **David** Lopez - Dahveed
 #31 Dayne **Pengelly** - Pen-ghell-ee (hard g)
 #38 Blake **Lehmbeck** - Lembeck
 #43 Gene **Trujillo** - True-hee-yo

2025 ALPHABETICAL ROSTER

NO.	NAME	POS.	HT.	WT.	B/T	YR.	DOB	HOMETOWN (HIGH SCHOOL)
8	Diego Alvarez	RHP	5-10	185	R/R	JR	6/5/04	Sahuarita, AZ (Sahuarita HS)
12	Will Asby	OF	5-11	200	L/R	SR	1/15/01	Sacramento, CA (Jesuit HS)
22	Ben Baker-Livingston	RHP	6-2	185	R/R	R-JR	1/8/03	Richardson, TX (Plano East HS)
20	Luke Banister	C	5-10	200	R/R	SR	6/21/01	Round Rock, TX (Hutto HS)
34	Josh Barnhouse	RHP	6-6	240	R/R	SR	5/30/03	Prosper, TX (Prosper HS)
42	Blake Bell	RHP	6-4	215	R/R	FR	4/1/05	Phoenix, AZ (Mountain Pointe HS)
2	Cooper Brass	INF	5-10	170	R/R	R-FR	2/14/05	Chandler, AZ (Hamilton HS)
39	Ryan Castillo	RHP	6-2	180	R/R	SO	9/25/04	Los Lunas, NM (Los Lunas HS)
14	Akili Carris	INF	6-2	185	R/R	JR	6/24/04	Albuquerque, NM (La Cueva HS)
11	Matt Cornelius	LHP	6-0	185	L/L	SR	8/21/02	Zuni, NM (St. Pius X HS)
23	Ty Cunningham	RHP	6-3	215	R/R	JR	8/15/03	Iowa Park, TX (Iowa Park HS)
36	Elias Fiddler	UTL	6-0	175	R/R	JR	9/26/02	Durango, CO (Durango HS)
29	Caleb Herd	C	5-9	185	R/R	JR	10/10/03	Vail, AZ (Cienega HS)
28	Charles Lavigne	RHP	6-5	200	L/R	FR	5/19/05	Blainville, Quebec (Ecole St.-Gabriel HS)
38	Blake Lehmbeck	RHP	6-1	195	R/R	SO	3/13/04	Tucson, AZ (Canyon Del Oro HS)
27	David Lopez	RHP	6-1	220	R/R	SR	7/7/03	Mission, TX (Sharyland Pioneer HS)
26	Luke Mansy	INF/OF	5-10	180	L/R	R-JR	9/14/02	San Diego, CA (St. Augustine HS)
9	Josh McAlister	INF	6-2	185	R/R	SR	1/10/03	Homewood, IL (Flossmoor HS)
6	Brian McBroom	RHP	6-0	180	R/R	SR	11/1/02	Oakley, CA (Freedom HS)
49	Jack Messmore	RHP	6-1	215	L/R	JR	1/5/04	Niceville, FL (Niceville HS)
5	Shane Miller	INF	6-1	190	L/R	FR	10/16/05	Gilbert, AZ (Higley HS)
17	Cristian Mogen	RHP	6-0	180	R/R	R-FR	7/6/05	Peoria, AZ (Centennial HS)
35	Presley Monteforte	LHP	6-0	190	R/L	JR	8/2/04	Centennial, CO (Arapahoe HS)
48	Andrew Neil	P/INF	5-11	185	L/R	SR	10/27/01	Oakley, CA (Freedom HS)
47	Ethan Ott	1B/OF	6-2	215	R/R	SR	6/27/03	Chesapeake, VA (Greenbriar Christian)
16	Grant Origer	RHP	6-3	225	R/R	FR	11/11/05	Parker, TX (Plano East HS)
10	Jordy Oriach	OF	6-5	225	L/L	JR	3/5/03	Haverhill, MA (Haverhill HS)
31	Dayne Pengelly	RHP	6-2	195	L/R	SR	2/18/03	Rio Rancho, NM (Cleveland HS)
33	Daxton Purser	LHP	6-1	225	L/L	SR	3/16/02	Providence, UT (Ridgeline HS)
13	Matt Romero	LHP	6-0	195	L/L	SR	5/17/03	Albuquerque, NM (Sandia HS)
19	Justin Still	LHP	6-3	215	L/L	SR	8/24/02	Chandler, AZ (Perry HS)
18	Beck Sullivan	RHP	5-11	180	R/R	FR	3/31/05	Waxahachie, TX (Waxahachie HS)
43	Gene Trujillo	1B	6-5	230	L/R	SO	5/27/05	Albuquerque, NM (St. Pius X HS)
15	Khalil Walker	OF	5-10	170	L/L	SR	12/28/02	Mansfield, TX (Timberview HS)
32	Sydney Ward	OF	6-0	240	R/R	JR	11/21/03	Albuquerque, NM (McKinney HS)
3	Karsen Waslefsky	INF	6-0	175	R/R	JR	7/20/04	Gilbert, AZ (Casteel HS)
25	Luke Wiseman	RHP	6-0	215	R/R	R-JR	12/16/02	Wylie, TX (Wylie HS)
24	Brodey Williams	C	6-0	210	L/R	JR	9/12/04	Houston, TX (Barbers Hill HS)
7	Tommy White	RHP	6-4	210	R/R	JR	4/20/04	Albuquerque, NM (Cibola HS)
4	Tye Wood	OF	5-11	185	S/L	SR	6/19/03	Gardner, KS (Gardner Edgerton HS)

BY POSITION

FIRST BASE (2): Ott, Trujillo

INFIELD (5): Brass, Carris, Mansy, McAlister, Miller, Neil

OUTFIELD (5): Asby, Walker, Ward, Oriach, Wood

CATCHER (3): Banister, Herd, Williams

RHP (18): Alvarez, Baker-Livingston, Barnhouse, Bell, Castillo, Mogen, Lopez, Lehmbeck, Origer, Pengelly, Cunningham, Wiseman, White, Sullivan, Messmore, Lavigne, McBroom

LHP (7): Cornelius, Romero, Still, Monteforte, Purser, Barnhouse

UTL (1): Fiddler

BY CLASS

TRUE FRESHMEN (5): Miller, Origer, Sullivan, Lavigne, Bell

REDSHIRT FRESHMEN (5): Brass, Mogen

SOPHOMORES (3): Castillo, Trujillo, Lehmbeck

JUNIORS (15): Waslefsky, White, Alvarez, Oriach, Carris, Baker-Livingston, Cunningham, Williams, Wiseman, Mansy, Pengelly, Ward, Monteforte, Fiddler, Messmore

SENIORS (15): Wood, McBroom, McAlister, Cornelius, Asby, Romero, Walker, Banister, Lopez, Pengelly, Barnhouse, Ott, Neil

BREAKDOWN

POSITION PLAYERS

Returns	23
Newcomers	17
Starters Returning	5
Starters Lost	4
Lettermen Returning	8
Lettermen Lost	8

PITCHERS

Pitchers Returning	11
Pitchers Lost	5
Weekend Starters Returning	2/3
Returns w/ 1+ GS in '24	7
Returns w/ 5+ App. in '24	7
Returns w/ 1+ App. in '24	10

2025 NEW MEXICO OVERALL STATS

Record: 5-4 Home: 3-2 Away: 0-1 Neutral: 2-1 MW: 0-0

Player	avg	gp-gs	ab	r	h	2b	3b	hr	rbi	tb	slg%	bb	hp	so	gdp	ob%	sf	sh	sb-att	po	a	e	fld%
10 ORIACH, Jordy	.436	9-9	39	11	17	5	0	3	10	31	.795	3	1	5	0	.488	0	0	0-1	14	0	0	1.000
14 CARRIS, Akili	.429	8-8	35	5	15	3	0	0	12	18	.514	1	0	7	0	.444	0	0	1-3	5	4	1	.900
2 BRASS, Cooper	.407	7-7	27	6	11	2	0	0	7	13	.481	3	0	4	1	.424	3	0	3-4	8	9	0	1.000
9 MCALISTER, Josh	.385	9-8	26	7	10	1	0	2	5	17	.654	6	2	7	0	.529	0	1	3-3	8	24	2	.941
47 OTT, Ethan	.370	7-7	27	8	10	3	1	1	10	18	.667	3	2	8	0	.429	3	0	0-0	59	3	0	1.000
24 WILLIAMS, Brodey	.368	5-5	19	6	7	2	0	0	2	9	.474	4	1	2	2	.500	0	0	0-0	42	2	0	1.000
15 WALKER, Khalil	.353	9-9	34	6	12	2	2	1	6	21	.618	1	1	2	0	.389	0	2	2-2	17	0	1	.944
3 WASLEFSKY, Karsen	.313	9-9	32	7	10	2	1	1	7	17	.531	3	1	5	0	.389	0	0	2-2	10	23	2	.943
12 ASBY, Will	.194	9-9	36	12	7	4	0	1	4	14	.389	5	1	6	1	.302	1	2	0-0	15	0	0	1.000

20 BANISTER, Luke	.400	1-1	5	2	2	0	0	0	1	2	.400	0	0	1	0	.400	0	0	0-0	8	0	0	1.000
4 WOOD, Tye	.333	6-2	6	3	2	0	1	1	3	7	1.167	2	1	3	0	.556	0	0	0-0	4	0	0	1.000
29 HERD, Caleb	.091	3-3	11	1	1	0	0	1	2	4	.364	0	0	7	0	.091	0	0	0-0	25	3	1	.966
43 TRUJILLO, Gene	.091	4-4	11	2	1	0	0	0	0	1	.091	1	3	6	2	.333	0	0	0-0	15	2	0	1.000
26 MANSY, Luke	.000	4-0	2	0	0	0	0	0	0	0	.000	1	1	1	0	.500	0	0	0-0	0	0	0	.000
48 NEIL, Andrew	.000	4-0	1	0	0	0	0	0	0	0	.000	0	1	1	0	.500	0	0	0-0	0	0	0	.000
5 MILLER, Shane	.000	1-0	0	0	0	0	0	0	1	0	.000	0	0	0	0	.000	1	0	0-0	0	0	0	.000
Totals	.338	9	311	76	105	24	5	11	70	172	.553	33	15	65	6	.417	8	5	11-15	235	82	7	.978
Opponents	.316	9	323	79	102	27	5	7	73	160	.495	35	18	76	6	.404	8	1	6-9	225	75	6	.980

LOB - Team (71), Opp (71). DPs turned - Team (7), Opp (7).

(All games Sorted by Earned run avg)

Player	era	w-l	app	gs	cg	sho	sv	ip	h	r	er	bb	so	2b	3b	hr	b/avg	wp	hp	bk	sfa	sha
34 BARNHOUSE, Josh	1.86	1-0	5	0	0	0/1	0	9.2	7	2	2	0	6	2	1	0	.212	0	0	0	2	0
39 CASTILLO, Ryan	3.00	1-0	2	2	0	0/0	0	9.0	11	4	3	2	8	2	0	0	.297	1	0	0	0	0
8 ALVAREZ, Diego	6.30	1-1	2	2	0	0/0	0	10.0	13	7	7	2	7	2	1	1	.317	0	1	0	1	0
31 PENGELLY, Dayne	8.10	1-0	3	3	0	0/1	0	10.0	12	9	9	4	9	2	0	0	.300	0	4	0	1	0

7 WHITE, Tommy	1.80	1-0	2	0	0	0/0	0	5.0	5	1	1	2	7	0	0	1	.263	0	0	0	0	0
23 CUNNINGHAM, Ty	1.80	0-0	3	0	0	0/1	2	5.0	2	1	1	3	5	1	0	0	.118	0	0	0	0	0
27 LOPEZ, David	8.53	0-1	2	2	0	0/0	0	6.1	5	8	6	6	7	1	0	0	.208	4	4	0	1	0
49 MESSMORE, Jack	10.12	0-1	3	0	0	0/1	0	5.1	8	7	6	3	5	5	1	0	.320	1	1	0	0	0
33 PURSER, Daxton	13.50	0-1	3	0	0	0/1	1	8.0	12	12	12	3	12	4	1	2	.333	1	1	0	0	0
13 ROMERO, Matt	13.50	0-0	2	0	0	0/0	0	1.1	0	2	2	2	0	0	0	0	.000	1	1	0	0	0
11 CORNELIUS, Matt	15.43	0-0	3	0	0	0/0	0	4.2	9	8	8	5	5	3	0	1	.474	2	1	0	1	1
25 WISEMAN, Luke	16.20	0-0	3	0	0	0/0	0	1.2	6	3	3	0	4	1	1	0	.545	0	1	0	0	0
6 MCBROOM, Brian	18.00	0-0	1	0	0	0/0	0	1.0	2	2	2	0	0	1	0	0	.500	0	1	0	1	0
38 LEHMBECK, Blake	18.00	0-0	1	0	0	0/0	0	1.0	1	2	2	0	0	1	0	0	.333	0	1	0	1	0
35 MONTEFORTE, Presley	54.00	0-0	1	0	0	0/0	0	0.1	3	2	2	0	1	1	0	0	.750	0	2	0	0	0
42 BELL, Blake	99.00	0-0	1	0	0	0/0	0	0.0	3	4	4	1	0	0	0	2	1.000	0	0	0	0	0
19 STILL, Justin	99.00	0-0	1	0	0	0/0	0	0.0	3	5	5	2	0	1	0	0	1.000	0	0	0	0	0
Totals	8.62	5-4	9	9	0	1/1	3	78.1	102	79	75	35	76	27	5	7	.316	10	18	0	8	1
Opponents	8.16	4-5	9	9	0	1/1	1	75.0	105	76	68	33	65	24	5	11	.338	9	15	0	8	5

PB - Team (0), Opp (1). Pickoffs - Team (1), CORNELIUS, M 1. SBA/ATT - HERD, C. (3-4), WILLIAMS, B. (3-4), ALVAREZ, D. (1-2), PENGELLY, D. (2-2), CASTILLO, R. (0-1), LOPEZ, D. (1-1), MESSMORE, J. (1-1), BARNHOUSE, J (1-1), CORNELIUS, M (0-1).

2024 NEW MEXICO OVERALL STATS

Record: 28-26 Home: 18-10 Away: 8-12 Neutral: 2-4 MW: 17-13

Player	avg	gp-gs	ab	r	h	2b	3b	hr	rbi	tb	slg%	bb	hp	so	gdp	ob%	sf	sh	sb-att	po	a	e	fld%
15 WALKER, Khalil	.391	50-43	161	44	63	11	0	3	19	83	.516	30	2	24	2	.490	1	6	2-5	104	2	3	.972
18 HOLLAND, Jake	.381	44-43	168	47	64	15	2	17	60	134	.798	20	5	30	6	.445	7	0	0-0	284	32	2	.994
30 SPENRATH, Reed	.340	54-53	209	54	71	18	4	14	51	139	.665	41	2	60	3	.452	0	0	5-5	451	23	5	.990
12 ASBY, Will	.333	54-52	213	59	71	17	2	12	59	128	.601	30	7	27	0	.422	6	1	1-2	97	0	5	.951
4 WOOD, Tye	.325	51-49	160	44	52	8	4	3	32	77	.481	39	15	40	5	.488	3	0	20-24	69	1	5	.933
14 CARRIS, Akili	.301	34-30	113	21	34	9	0	0	27	43	.381	6	0	22	2	.331	2	2	1-1	21	43	3	.955
8 KINKADE, Konner	.297	47-39	158	32	47	8	0	1	31	58	.367	15	9	25	4	.384	3	7	1-1	73	110	5	.973
24 SMITH, Kyle	.288	36-27	111	28	32	8	0	3	24	49	.441	16	9	21	4	.416	1	0	2-3	94	4	2	.980
3 DIXON, Devon	.226	50-38	137	32	31	7	1	3	25	49	.358	27	2	34	6	.359	1	1	1-1	58	125	9	.953
47 OTT, Ethan	.329	30-23	85	18	28	7	0	4	23	47	.553	12	4	26	1	.431	1	0	0-0	9	0	0	1.000
2 WEISSENBORN, Chase	.313	28-28	96	14	30	4	0	2	21	40	.417	9	2	27	0	.380	1	0	0-0	31	82	3	.974
43 TRUJILLO, Gene	.304	25-8	46	13	14	3	0	4	13	29	.630	7	1	16	0	.400	1	0	0-0	1	0	0	1.000
11 STEPHENS, Sean	.300	39-21	90	18	27	2	2	0	14	33	.367	13	5	17	2	.417	0	0	9-14	56	1	1	.983
9 MCALISTER, Josh	.287	31-25	101	20	29	3	1	6	19	52	.515	12	1	31	3	.365	1	2	3-3	7	39	10	.821
10 MUNGUIA, Austin	.250	6-0	4	0	1	0	0	0	0	1	.250	0	0	2	0	.250	0	0	0-0	8	0	1	.889
26 MANASY, Luke	.194	14-7	31	8	6	1	0	0	3	7	.226	12	0	5	0	.419	0	1	0-0	8	11	0	1.000
48 NEIL, Andrew	.000	4-0	0	2	0	0	0	0	0	0	.000	0	0	0	0	.000	0	0	0-0	1	0	0	1.000
Totals	.319	54	1883	454	600	121	16	72	421	969	.515	289	64	407	38	.421	28	20	45-59	1386	520	62	.968
Opponents	.319	54	1935	442	617	143	25	68	405	1014	.524	240	68	394	42	.407	27	12	60-70	1369	464	56	.970

LOB - Team (461), Opp (454). DPs turned - Team (51), Opp (48). IBB - Team (3), MCALISTER, J 2, SPENRATH, R. 1. Picked off - STEPHENS, S. 2, KINKADE, K. 2, WALKER, K. 2, WOOD, T. 1, WEISSENBORN 1.

(All games Sorted by Earned run avg)

Player	era	w-l	app	gs	cg	sho	sv	ip	h	r	er	bb	so	2b	3b	hr	b/avg	wp	hp	bk	sfa	sha
13 RUSSELL, Brett	5.87	4-4	16	8	0	0/0	0	61.1	61	47	40	17	45	15	2	10	.253	7	6	0	1	0
27 LOPEZ, David	7.71	4-2	14	11	0	0/0	0	65.1	92	63	56	28	45	23	1	8	.332	7	8	0	3	4
17 MOGEN, Cristian	0.00	1-0	1	0	0	0/0	0	2.0	2	0	0	0	0	1	0	0	.250	0	0	0	0	0
22 BAKER-LIVINGSTON, Be	3.00	0-0	2	2	0	0/0	0	6.0	6	2	2	1	8	1	0	0	.286	1	2	0	1	0
33 PURSER, Daxton	5.66	1-2	12	7	0	0/0	0	35.0	33	25	22	26	37	9	1	2	.246	3	8	2	0	1
40 BANNISTER, Wil	5.76	2-0	22	5	0	0/0	3	50.0	57	34	32	24	29	10	3	8	.282	6	5	0	3	1
19 STILL, Justin	6.08	1-0	14	0	0	0/0	1	13.1	15	11	9	15	11	2	1	1	.300	2	4	0	1	0
35 STEINKAMP, Arthur	7.40	4-1	24	0	0	0/1	0	45.0	61	41	37	15	26	19	5	2	.323	3	7	0	3	0
31 PENGELLY, Dayne	7.56	4-5	13	11	0	0/1	0	50.0	78	52	42	35	58	16	3	6	.351	11	8	3	1	3
23 JACKSON, Jaren	8.75	3-5	24	2	0	0/0	1	47.1	74	49	46	28	49	15	2	10	.351	6	7	0	4	1
34 BARNHOUSE, Josh	8.92	2-3	18	4	0	0/0	1	35.1	51	37	35	17	34	12	2	10	.349	2	2	0	5	2
6 MCBROOM, Brian	9.19	1-0	17	0	0	0/0	3	15.2	20	16	16	8	11	4	1	4	.303	0	4	1	2	0
39 CASTILLO, Ryan	11.95	1-3	10	2	0	0/0	0	20.1	37	29	27	6	22	10	2	3	.402	3	4	0	2	0
38 LEHMBECK, Blake	13.50	0-0	2	0	0	0/0	0	2.0	6	3	3	1	2	2	1	0	.500	2	0	0	0	0
48 NEIL, Andrew	18.00	0-0	5	1	0	0/0	0	4.0	3	11	8	13	5	0	1	0	.200	3	3	1	1	0
29 HARDY, Wyatt	20.00	0-1	8	1	0	0/0	1	9.0	21	20	20	4	12	4	0	4	.438	1	0	0	0	0
41 ROMERO, Blane	54.00	0-0	1	0	0	0/0	0	0.1	0	2	2	2	0	0	0	0	.000	0	0	0	0	0
Totals	7.71	28-26	54	54	0	1/1	10	462.0	617	442	396	240	394	143	25	68	.319	57	68	7	27	12
Opponents	8.03	26-28	54	54	2	2/1	9	456.1	600	454	407	289	407	121	16	72	.319	48	64	5	28	20

PB - Team (4), HOLLAND, J. 3, SMITH, K. 1, Opp (3). Pickoffs - Team (4), PURSER, D. 1, BARNHOUSE, J 1, RUSSELL, B. 1, BANNISTER, W 1, Opp (7). SBA/ATT - HOLLAND, J. (38-45), SMITH, K. (22-22), RUSSELL, B. (11-12), PENGELLY, D. (8-9), PURSER, D. (5-9), LOPEZ, D. (7-7), BARNHOUSE, J (6-7), JACKSON, J. (6-7), STEINKAMP, A (6-6), CASTILLO, R. (3-4), BANNISTER, W (3-4), NEIL, A. (2-2), HARDY, W. (1-1), MCBROOM, B. (1-1), STILL, J. (1-1).

SEASON/CAREER STATS




Player	SEASON													CAREER												
	Avg	G-GS	AB	R	H	2B	3B	HR	RBI	BB	Hbp	SO	Sb-Att	Avg	G-GS	AB	R	H	2B	3B	HR	RBI	BB	Hbp	SO	Sb-Att
10 ORIACH, Jordy	.436	9-9	39	11	17	5	0	3	10	3	1	5	0-1	.436	9-9	39	11	17	5	0	3	10	3	1	5	0-1
14 CARRIS, Akili	.429	8-8	35	5	15	3	0	0	12	1	0	7	1-3	.323	50-38	155	28	50	12	0	0	39	7	1	31	2-4
2 BRASS, Cooper	.407	7-7	27	6	11	2	0	0	7	3	0	4	3-4	.407	7-7	27	6	11	2	0	0	7	3	0	4	3-4
9 MCALISTER, Josh	.385	9-8	26	7	10	1	0	2	5	6	2	7	3-3	.307	40-33	127	27	39	4	1	8	24	18	3	38	6-6
47 OTT, Ethan	.370	7-7	27	8	10	3	1	1	10	3	2	8	0-0	.339	37-30	112	26	38	10	1	5	33	15	6	34	0-0
24 WILLIAMS, Brodey	.368	5-5	19	6	7	2	0	0	2	4	1	2	0-0													
15 WALKER, Khalil	.353	9-9	34	6	12	2	2	1	6	1	1	2	2-2													
3 WASLEFSKY, Karsen	.313	9-9	32	7	10	2	1	1	7	3	1	5	2-2													
12 ASBY, Will	.194	9-9	36	12	7	4	0	1	4	5	1	6	0-0	.313	63-61	249	71	78	21	2	13	63	35	8	33	1-2
20 BANISTER, Luke	.400	1-1	5	2	2	0	0	0	1	0	0	1	0-0	.400	1-1	5	2	2	0	0	0	1	0	0	1	0-0
4 WOOD, Tye	.333	6-2	6	3	2	0	1	1	3	2	1	3	0-0													
43 TRUJILLO, Gene	.091	4-4	11	2	1	0	0	0	0	1	3	6	0-0													
29 HERD, Caleb	.091	3-3	11	1	1	0	0	1	2	0	0	7	0-0	.222	12-3	18	4	4	1	0	1	3	2	0	8	0-0
26 MANSY, Luke	.000	4-0	2	0	0	0	0	0	0	1	1	1	0-0	.182	18-7	33	8	6	1	0	0	3	13	1	6	0-0
48 NEIL, Andrew	.000	4-0	1	0	0	0	0	0	0	0	1	1	0-0	.000	8-0	1	2	0	0	0	0	0	0	1	1	0-0
5 MILLER, Shane	.000	1-0	0	0	0	0	0	0	1	0	0	0	0-0	.000	1-0	0	0	0	0	0	0	1	0	0	0	0-0
Totals	.338	9-9	311	76	105	24	5	11	70	33	15	65	11-15													
Opponents	.316	9-9	323	79	102	27	5	7	73	35	18	76	6-9													

(All games Sorted by Earned run avg)

Player	SEASON													CAREER												
	ERA	W-L	App	GS	CG	Sho	Sv	IP	H	R	ER	BB	SO	ERA	W-L	App	GS	CG	Sho	Sv	IP	H	R	ER	BB	SO
34 BARNHOUSE, Josh	1.86	1-0	5	0	0	0	0	9.2	7	2	2	0	6	7.40	3-3	23	4	0	0	1	45.0	58	39	37	17	40
39 CASTILLO, Ryan	3.00	1-0	2	2	0	0	0	9.0	11	4	3	2	8	9.20	2-3	12	4	0	0	0	29.1	48	33	30	8	30
8 ALVAREZ, Diego	6.30	1-1	2	2	0	0	0	10.0	13	7	7	2	7	6.30	1-1	2	2	0	0	0	10.0	13	7	7	2	7
31 PENGELLY, Dayne	8.10	1-0	3	3	0	0	0	10.0	12	9	9	4	9	7.65	5-5	16	14	0	0	0	60.0	90	61	51	39	67
7 WHITE, Tommy	1.80	1-0	2	0	0	0	0	5.0	5	1	1	2	7													
23 CUNNINGHAM, Ty	1.80	0-0	3	0	0	0	2	5.0	2	1	1	3	5	1.80	0-0	3	0	0	0	2	5.0	2	1	1	3	5
27 LOPEZ, David	8.53	0-1	2	2	0	0	0	6.1	5	8	6	6	7	7.79	4-3	16	13	0	0	0	71.2	97	71	62	34	52
49 MESSMORE, Jack	10.12	0-1	3	0	0	0	0	5.1	8	7	6	3	5	10.12	0-1	3	0	0	0	0	5.1	8	7	6	3	5
33 PURSER, Daxton	13.50	0-1	3	0	0	0	1	8.0	12	12	12	3	12													
13 ROMERO, Matt	13.50	0-0	2	0	0	0	0	1.1	0	2	2	2	0													
11 CORNELIUS, Matt	15.43	0-0	3	0	0	0	0	4.2	9	8	8	5	5	15.43	0-0	3	0	0	0	0	4.2	9	8	8	5	5
25 WISEMAN, Luke	16.20	0-0	3	0	0	0	0	1.2	6	3	3	0	4													
6 MCBROOM, Brian	18.00	0-0	1	0	0	0	0	1.0	2	2	2	0	0	6.54	7-4	60	0	0	0	9	96.1	121	80	70	29	78
38 LEHMBECK, Blake	18.00	0-0	1	0	0	0	0	1.0	1	2	2	0	0	15.00	0-0	3	0	0	0	0	3.0	7	5	5	1	2
35 MONTEFORTE, Presley	54.00	0-0	1	0	0	0	0	0.1	3	2	2	0	1	54.00	0-0	1	0	0	0	0	0.1	3	2	2	0	1
19 STILL, Justin	99.00	0-0	1	0	0	0	0	0.0	3	5	5	2	0													
42 BELL, Blake	99.00	0-0	1	0	0	0	0	0.0	3	4	4	1	0	99.00	0-0	1	0	0	0	0	0.0	3	4	4	1	0
Totals	8.62	5-4	9	9	0	1	3	78.1	102	79	75	35	76													
Opponents	8.16	4-5	9	9	0	1	1	75.0	105	76	68	33	65													

Player	SEASON										CAREER									
	CH	PO	A	E	Fld%	SBA	CSB	SBA%	PB	CI	Ch	PO	A	E	Fld%	SBA	CSB	SBA%	PB	CI
47 OTT, Ethan	62	59	3	0	1.000	0	0	---	0	0	71	68	3	0	1.000	0	0	---	0	0
24 WILLIAMS, Brodey	44	42	2	0	1.000	3	1	.750	0	0										
43 TRUJILLO, Gene	17	15	2	0	1.000	0	0	---	0	0										
2 BRASS, Cooper	17	8	9	0	1.000	0	0	---	0	0	17	8	9	0	1.000	0	0	---	0	0
12 ASBY, Will	15	15	0	0	1.000	0	0	---	0	0	117	112	0	5	.957	0	0	---	0	0
10 ORIACH, Jordy	14	14	0	0	1.000	0	0	---	0	0	14	14	0	0	1.000	0	0	---	0	0
20 BANISTER, Luke	8	8	0	0	1.000	0	0	---	0	0	8	8	0	0	1.000	0	0	---	0	0
4 WOOD, Tye	4	4	0	0	1.000	0	0	---	0	0										
34 BARNHOUSE, Josh	3	1	2	0	1.000	1	0	1.000	0	0	9	2	6	1	.889	7	1	.875	0	0
8 ALVAREZ, Diego	3	1	2	0	1.000	1	1	.500	0	0	3	1	2	0	1.000	1	1	.500	0	0
31 PENGELLY, Dayne	2	1	1	0	1.000	2	0	1.000	0	0	6	1	5	0	1.000	10	1	.909	0	0
23 CUNNINGHAM, Ty	2	1	1	0	1.000	0	0	---	0	0	2	1	1	0	1.000	0	0	---	0	0
39 CASTILLO, Ryan	2	0	2	0	1.000	0	1	.000	0	0	5	0	5	0	1.000	3	2	.600	0	0
13 ROMERO, Matt	1	0	1	0	1.000	0	0	---	0	0										
6 MCBROOM, Brian	1	1	0	0	1.000	0	0	---	0	0	14	7	6	1	.929	4	4	.500	0	0
11 CORNELIUS, Matt	1	0	1	0	1.000	0	1	.000	0	0	1	0	1	0	1.000	0	1	.000	0	0
33 PURSER, Daxton	1	0	1	0	1.000	0	0	---	0	0	6	0	5	1	.833	5	4	.556	0	0
49 MESSMORE, Jack	1	0	1	0	1.000	1	0	1.000	0	0	1	0	1	0	1.000	1	0	1.000	0	0
29 HERD, Caleb	29	25	3	1	.966	3	1	.750	0	0	39	35	3	1	.974	3	1	.750	0	0
15 WALKER, Khalil	18	17	0	1	.944	0	0	---	0	0										
3 WASLEFSKY, Karsen	35	10	23	2	.943	0	0	---	0	0										
9 MCALISTER, Josh	34	8	24	2	.941	0	0	---	0	0	90	15	63	12	.867	0	0	---	0	0
14 CARRIS, Akili	10	5	4	1	.900	0	0	---	0	0	84	28	51	5	.940	0	0	---	0	0
42 BELL, Blake	0	0	0	0	.000	0	0	---	0	0	0	0	0	0	.000	0	0	---	0	0
19 STILL, Justin	0	0	0	0	.000	0	0	---	0	0										
35 MONTEFORTE, Presley	0	0	0	0	.000	0	0	---	0	0	0	0	0	0	.000	0	0	---	0	0
38 LEHMBECK, Blake	0	0	0	0	.000	0	0	---	0	0	0	0	0	0	.000	0	0	---	0	0
25 WISEMAN, Luke	0	0	0	0	.000	0	0	---	0	0										
27 LOPEZ, David	0	0	0	0	.000	1	0	1.000	0	0	16	3	13	0	1.000	8	0	1.000	0	0
5 MILLER, Shane	0	0	0	0	.000	0	0	---	0	0	0	0	0	0	.000	0	0	---	0	0
48 NEIL, Andrew	0	0	0	0	.000	0	0	---	0	0	1	1	0	0	1.000	2	0	1.000	0	0
26 MANSY, Luke	0	0	0	0	.000	0	0	---	0	0	19	8	11	0	1.000	0	0	---	0	0
7 WHITE, Tommy	0	0	0	0	.000	0	0	---	0	0										
Totals	324	235	82	7	.978	6	3	.667	0	0										
Opponents	306	225	75	6	.980	11	4	.733	1	0										

THE WEEK AHEAD

FRIDAY	SATURDAY	SUNDAY	MONDAY	TUESDAY	WEDNESDAY	THURSDAY
 21	 22	 23	24	25	26	27
VS. RHODE ISLAND SANTA ANA STAR FIELD ALBUQUERQUE, N.M.	VS. RHODE ISLAND SANTA ANA STAR FIELD ALBUQUERQUE, N.M.	VS. RHODE ISLAND (DH) SANTA ANA STAR FIELD ALBUQUERQUE, N.M.				

game, the same UNC lineup had scored nine runs in the final three frames to take the first leg of the doubleheader, 15-11.

On the mound, Ty Cunningham and Josh Barnhouse stood out in relief -- Cunningham tossed three scoreless innings with four strikeouts, while Barnhouse worked 4.2 shutout frames, scattering just two hits and striking out three. Tommy White (1-0) earned his first win of the year with four strong innings, retiring 10 of the final 11 batters faced to slam the door on a comeback in Sunday's finale.

The Lobos were more aggressive on the basepaths on their home field even with their top base stealer in 2024, Tye Wood, out due to injury. UNM finished the series with 10 stolen bags in 13 attempts -- Asby, Walker, and Waslefsky each recorded multiple steals.

2024 REVIEW / 2025 PREVIEW

The Lobos improved their overall record for the second year in a row in 2024 en route to their first Mountain West Tournament berth since 2017, going 28-26 and 17-13 in Mountain West play. UNM wrapped up the season ranked among the nation's most productive offensive teams, posting the seventh-highest team batting average (.319) in the nation while ranking among the Top 50 in team slugging (No. 31, .515), on-base percentage (No. 13, .421), doubles per game (No. 17, 2.24), triples per game (T-No.40, 0.30) and runs per game (No. 25, 8.4).

Heading into Head Coach Tod Brown's fourth year at the helm, the Lobos return four of their top six batters by average -- including 2024 MW batting and on-base leader Khalil Walker and fellow All-MW outfielder Will Asby - as well as three starting pitchers that saw significant weekend action last season in Dayne Pengelly (11 GS, 50 IP), David Lopez (11 GS, 65.1 IP) and Daxton Purser (7 GS, 35 IP).

This season, with Washington State joining as an affiliate member for baseball, the Mountain West is an eight-team league for the first time since in conference's history. With the addition of the Cougars, the conference tournament will expand to six teams for the first time since 2016, when UNM last won the tournament to secure an automatic bid to the NCAA Tournament. This year's MW Baseball Championship will also be the first hosted at a neutral-site, set for May 21-25 in Mesa, Ariz.

EARLY RETURNS

Walker & Asby Named Preseason All-MW; Lobo Baseball Tabbed Fourth in Coaches' Poll:

• Outfielders Khalil Walker and Will Asby were named to the All-Conference Preseason Team and New Mexico was one of three teams tied for fourth in the Mountain West Preseason Coaches' Poll released Monday ahead of the 2025 baseball season.

DEFENSIVE STARTERS BY POSITION IN '24

15 WALKER, KHALIL 33
11 STEPHENS, SEAN 21

4 WOOD, TYE 42
15 WALKER, KHALIL 10
8 KINKADE, KONNER 2

12 ASBY, WILL 48
4 WOOD, TYE 6

2 WEISSENBORN, CHASE 28
3 DIXON, DEVON 26

8 KINKADE, KONNER 37
3 DIXON, DEVON 10
9 MCALISTER, JOSH 4
26 MANSY, LUKE 3

14 CARRIS, AKILI 30
9 MCALISTER, JOSH 21
3 DIXON, DEVON 2
26 MANSY, LUKE 1

30 SPENRATH, REED 53
47 OTT, ETHAN 1

KEY POSITION PLAYER LOSSES

PLAYER, POS.	AVG.	R	H	2B	3B	HR	RBI
#2 CHASE WEISSENBORN, INF	.313	14	30	4	0	2	21
#3 DEVON DIXON, INF	.226	32	31	7	1	3	25
#8 KONNER KINKADE, INF	.297	32	47	8	0	1	31
#18 JAKE HOLLAND, C	.381	47	64	15	2	17	60
#24 KYLE SMITH, C	.288	28	32	8	0	3	24
#30 REED SPENRATH, 1B	.340	54	71	18	4	14	51

KEY PITCHING LOSSES

NAME, POS.	ERA	APP	IP	W-L	SV	BB/K
#13 BRETT RUSSELL, SP	5.87	16	61.1	4-4	0	17/45
#23 JAREN JACKSON, RP	8.75	24	47.1	3-5	1	28/49
#35 ARTHUR STEINKAMP, RP	7.40	24	45.0	4-1	0	15/26
#40 WIL BANNISTER, RP	5.76	22	50.0	2-0	3	24/29

TOP RETURNING POSITION PLAYERS

PLAYER, POS., YR.	AVG.	R	H	2B	3B	HR	RBI
#4 TYE WOOD, OF, SR.	.325	44	52	8	4	3	32
#12 WILL ASBY, OF, SR.	.333	59	71	17	2	12	59
#14 AKILI CARRIS, INF, JR.	.301	21	34	9	0	0	27
#15 KHALIL WALKER, OF, SR.	.391	44	63	11	0	3	19
#43 GENE TRUJILLO, 1B/DH, SO.	.304	13	14	3	0	4	13
#47 ETHAN OTT, 1B/DH, SR.	.329	18	28	7	0	4	23

TOP RETURNING PITCHERS

PITCHER, YR.	ERA	APP	IP	W-L	SV	BB/K
#6 BRIAN MCBROOM, RHP, SR.	9.19	17	15.2	1-0	3	8/11
#27 DAVID LOPEZ, RHP, SR.	7.71	14	65.1	4-2	0	28/45
#31 DAYNE PENGELLY, RHP, SR.	7.56	13	50.0	4-5	0	35/58
#33 DAXTON PURSER, LHP, SR.	5.66	12	35.0	1-2	0	26/37
#34 JOSH BARNHOUSE, RHP, SR.	8.92	18	35.1	2-3	1	17/34
#39 RYAN CASTILLO, RHP, SO.	11.95	10	20.1	1-3	0	6/22

TOP NEWCOMERS

NAME	POS.	YR.	'24 SCHOOL
#3 KARSEN WASLEFSKY	INF	JR.	SOUTH MOUNTAIN CC
#8 DIEGO ALVAREZ	RHP	JR.	PIMA CC
#10 JORDY ORIACH	OF	JR.	FRANK PHILLIPS COLLEGE
#11 MATTHEW CORNELIUS	LHP	SR.	ARIZONA STATE
#23 TY CUNNINGHAM	RHP	JR.	VERNON COLLEGE
#35 PRESLEY MONTEFORTE	LHP	JR.	PHOENIX COLLEGE
#49 JACK MESSMORE	RHP	JR.	DELAWARE STATE

CONTINUED ON PAGE 6

MISCELLANEOUS NOTES

- Walker and Asby – who both were All-MW selections after their first season at UNM in 2024 – make UNM one of four teams with multiple preseason all-league selections along with Fresno State (four selections), Nevada (three selections) and San Diego State (two selections).

- With six first-place votes for a total of 43 points, 2024 MW Tournament Champions Fresno State are the favorites to win the conference again ahead of Nevada (35 points) in second and Washington State (1 first-place vote, 30 points) in third. With 27 points, the Lobos are tied for fourth alongside UNLV (1 first-place vote) and San Diego State, the third season in a row in which they've improved their preseason rank. Before the 2023 season, UNM was picked to finish seventh and ultimately finished fifth — before the 2024 season, they were voted fifth and closed out the regular season one game out of sharing a regular-season championship with Air Force.

Asby Named to D1Baseball.com's Top 100 Outfielders:

- Senior Will Asby clocked in at No. 91 in the nation on D1Baseball.com's National Outfielders Rankings released last week. In his first season with the Lobos in 2024, Asby entered the outlet's midseason Top 100 Outfielder rankings at No. 94 after not being ranked heading into the season.

- Last season, Asby ranked second in the league in runs scored (59), eighth in slugging (.601) and ninth in total hits (71), breaking the program record for single-season grand slams with four – he needs just one more to match Mark Wulfert's career record of five.

"Keep an Eye On" New Mexico in Mountain West Race:

- D1Baseball.com slated New Mexico as the team to "Keep an eye on" in this year's Mountain West race behind preseason favorite Fresno State, citing improved pitching depth and a host of high-level hitters returning.

- "This year's team has a chance at making [an NCAA Regional] with five returnees who hit .300-plus, two returning weekend starters on the mound and five key pieces in the bullpen also coming back to campus."

A LOOK AT THE SCHEDULE

- The 53-game schedule, including 30 Mountain West Conference games, opens up at the MLB Desert Invitational in Arizona (Feb. 14-16) and concludes with a conference weekend series at home vs. Fresno State (May 15-17). In that span, the Lobos will face four different teams that reached NCAA Regionals last spring – Arizona, UC Irvine, Grand Canyon and Fresno State – nine times.

- In total, UNM will play 27 games at Santa Ana Star Field in Albuquerque and 26 games on the road throughout the regular season, with 18 games against seven opponents that ranked in the Top 150 in the nation in last season's final RPI rankings.

- Should the Lobos stand among the top six teams in the Mountain West standings upon the conclusion of that weekend, they'll earn a berth to the expanded MWC Baseball Championships May 21-25, hosted this year in Mesa, Ariz. The winner earns the conference's automatic berth into the NCAA

Championships.

SEEING DOUBLE

- The Lobos excelled at getting two for one in 2024, ranking No. 15 in NCAA D-I in double plays per game (0.94) and No. 17 in doubles per game (2.24). They ranked No. 21 in total DP (51) and No. 50 in total doubles (121).

- Last season, the Lobos had four players hit double-digit doubles -- two of them, Khalil Walker (11) and Will Asby (17), return for this season.

BROWN'S PROGRAM-BUILDING RESUME

- In his first five seasons as head coach at North Dakota State, Brown's teams improved their winning percentage in each season, going from 15-30 (.333) in his first season in 2008 to 40-20 (.667) in 2012 and finishing each of the next nine seasons above .400. The Bison reached the Summit League tournament eight times in that span, advancing to NCAA Regionals in 2014 and 2021.

- He's done the same in each of his first three years in Albuquerque, improving from 21-33 (10-20 MW) in 2022 to 26-25 (13-17 MW) in 2023 to 28-26 (17-13 MW) in 2024.

- Brown coached the Bison to 40-win seasons in 2012 and 2021.

- In Brown's second season at UNM, the Lobos improved to 26-25 from 21-33 the year prior, with the highest team batting average since 2013 (.328) and lowest team ERA since 2016 (5.95). They finished 28-26 on the season (28-24 in regular-season games) the following season in 2024.

- In 16 seasons as a D-I Head Coach, Brown has finished the season above .400 13 times and above .500 seven times – the only three seasons in which he's finished below .400 were his first two years in Fargo (2008, 2009) and his first season in Albuquerque (2022).

YOUR 2025 LOBOS ROSTER

- UNM's 2025 roster includes 13 returning players with 17 newcomers – the Lobos return seven position players who appeared in at least 20 games in 2024 while losing seven.

- Of the Lobos' newcomers, five are freshmen and 12 are transfers – nine transfers are from junior colleges and three from four-year institutions.

- 30 players are upperclassmen – 15 seniors and 15 juniors – the most upperclassmen Brown has had on a roster in Albuquerque.

CONTINUED ON PAGE 7

POSITION-BY-POSITION BREAKDOWN

THE OUTFIELD

The Lobos have the best possible problem on their hands in the outfield, with three returning starters in Khalil Walker, Tye Wood and Will Asby as well as 2023 NJCAA All-American transfer Jordy Oriach (Frank Phillips College) in the mix to compete for a spot.

In 2024, Walker led the MW in batting average (.391) and on-base percentage (.490) – ranking 20th and 43rd in the nation in those categories – with the lowest strikeout-to-walk ratio (30 BB/24 SO) among conference players in his first season as a Lobo. Asby ranked second in the league in runs scored (59), eighth in slugging (.601) and ninth in total hits (71), breaking the program record for single-season grand slams with four – he needs just one more to match Mark Wulfert's career record of five.

They're joined in the outfield by a productive switch-hitter in Wood (51 starts in 2024), who ranked 44th in the nation in on-base percentage (.488) and stole 20 bases last season, the second-most in the league and most by a Lobo in a single season since Josh Melendez in 2012 (23).

THE INFIELD

First and foremost, the Lobos look to replace three crucial middle infielders that soaked up most of the reps at shortstop and second in 2024 – Chase Weissenborn, Devon Dixon and Konner Kinkade. After both splitting time at the hot corner last season, junior Akili Carris (.301 average, 30 GS) looks to slot in at third full-time with senior Josh McAlister (.287 average, 10 XBH, 25 GS) moving back to second base, where he played over two seasons at Ohio State (2021-22). Luke Mansy (14 GP/7 GS) and juco transfer Karsen Waslefsky (South Mountain CC) also look to get significant reps up the middle, with utility transfer Elias Fiddler (Utah) as another option with D-I experience. Cooper Brass – who redshirted last season as a true freshman – and freshman Shane Miller are also both in the mix for reps up the middle in their collegiate debut seasons.

With the graduation of Reed Spenrath – who started 89 of 104 games at first base for UNM the past two seasons – UNM has two sluggers that could feasibly move into the starting spot in Ethan Ott (.553 slugging, 23 RBI in 30 games in 2024) and Gene Trujillo (.630 slugging, 13 RBI in 25 games). Both showed plenty of power at the DH spot in 2024, combining for eight homers and 10 doubles even with limited AB's.

CATCHERS

UNM relied on two fifth-year catchers in 2024, and there's a three-way competition for who will get the most reps behind the dish in '25. Ironically, Caleb Herd – a junior who played his true freshman season at UNM in 2023 before transferring to Pima CC and returning to UNM this fall – is the only catcher on roster who's appeared in a collegiate game for the Lobos. But junior transfer Brodey Williams (McLennan CC) and 2024 greyshirt Luke Banister are both in the mix to become key pieces.

PITCHING STAFF

In '24, the Lobos' pitching staff posted a 7.71 team ERA after losing all three weekend starters from 2023 to the draft or graduation – with 10 newcomers and 32 games at elevation in New Mexico, UNM's arms had significantly improved by the end of the season, posting a 5.17 ERA over the Lobos' final 10 games and a 5.98 over their last 20.

BY POSITION

FIRST BASE (2): Ott, Trujillo

INFIELD (5): Brass, Carris, Mansy, McAlister, Miller, Neil

OUTFIELD (5): Asby, Walker, Ward, Oriach, Wood

CATCHER (3): Banister, Herd, Williams

RHP (18): Alvarez, Baker-Livingston, Barnhouse, Bell, Castillo, Mogen, Lopez, Lehmbeck, Origer, Pengelly, Cunningham, Wiseman, White, Sul-livan,

Messmore, Lavigne, McBroom

LHP (6): Cornelius, Romero, Still, Monteforte, Purser, Barnhouse

UTL (1): Fiddler

BY CLASS

TRUE FRESHMEN (5): Bell, Lavigne, Miller, Origer, Sullivan

REDSHIRT FRESHMEN (2): Brass, Mogen

SOPHOMORES (3): Castillo, Lehmbeck, Trujillo

JUNIORS (15): Alvarez, Baker-Livingston, Carris, Cunningham, Fiddler, Mansy, Messmore, Monteforte, Oriach, Pengelly, Ward, Waslefsky, White, Williams, Wiseman

SENIORS (15): Asby, Banister, Barnhouse, Cornelius, Lopez, McAlister, McBroom, Neil, Ott, Pengelly, Purser, Romero, Still, Walker, Wood

In the process, they struck out 394 in total – the most in a single season in Brown's tenure and seventh-most in a single season in program history. This year's returning arms produced 233 of those punchouts.

This year, all three projected weekend starters are senior returners that all got significant reps in 2024 in RHP Dayne Pengelly (11 GS, 50 IP), RHP David Lopez (11 GS, 65.1 IP) and LHP Daxton Purser (7 GS, 35 IP).

From D1Baseball: "The highlight of the fall practice sessions had to be the performance of the three projected starting weekend pitchers: righthanders Dayne Pengelly and David Lopez and lefthander Daxton Purser. The three seniors offer a lot of experience and combined for 30 of last year's 54 starts. Pengelly can hit 95 on the guns and though he had some peaks and valleys last year (4-5, 7.63), the coaches say he can flash "unicorn-level stuff" when he is on. His power slider is his go-to pitch when he needs a big out. Lopez also posted some lofty numbers (4-2, 7.71) but his low-90s fastball has good life and his four-pitch mix (fastball, curveball, slider, splitter) has shown good improvement over the course of the offseason. Purser came out of high school as the No. 2-ranked lefthanded pitcher in the state of Utah and held opposing batters to a .245 average last season, which was the best of all the regular Lobo pitchers. He did not allow an earned run in his final three appearances."

Four other pitchers that saw crucial innings as midweek starters and/or trusty relievers also return – Brian McBroom (95.1 IP in 59 app. at UNM), Josh Barnhouse

BY STATE

Arizona (9): Brass, Waslefsky, Miller, Alvarez, Mogen, Still, Lehmbeck, Bell, Herd

California (4): McBroom, Asby, Mansy, Neil

New Mexico (8): White, Cornelius, Romero, Carris, Castillo, Pengelly, Ward, Trujillo

Texas (8): Walker, Origer, Baker-Livingston, Lopez, Banister, Williams, Wiseman, Barnhouse

Colorado (2): Monteforte, Fiddler

Illinois (1): McAlister

Kansas (1): Wood

Massachusetts (1): Oriach

Florida (1): Messmore

Utah (1): Purser

Virginia (1): Ott

Quebec, Canada (1): Lavigne

BREAKDOWN

Returners	23
Newcomers	17
POSITION PLAYERS	
Starters Returning	5
Starters Lost	4
Lettermen Returning	8
Lettermen Lost	8
Newcomers	7 (6 TR, 1 FR)
PITCHERS	
Pitchers Returning	11
Pitchers Lost	5
Starters Returning	2/3
Returners w/ 1+ GS in '24	7
Returners w/ 5+ App. in '24	7
Returners w/ 1+ App. in '24	10
Newcomers	10 (6 TR, 4 FR)

(18 app. 35.1 IP in 2024), Ryan Castillo (10 app., 20.1 IP in 2024) and Ben Baker-Livingston (52.2 IP in 24 app. at UNM) – with six transfer juniors and four freshmen joining them.

From D1Baseball: "The bullpen has some interesting pieces and timely additions. Righthander Ryan Castillo exceeded expectations as a freshman last season and looks to improve on his 1-2, 11.57 numbers. The coaches say he showed flashes of "next-level strike throwing" in the fall sessions. Castillo could also figure into a starting role this coming spring. Two transfers who will play key roles this season are lefty Matthew Cornelius (12 appearances at Arizona State, 3-0, 10.80) and righty Jack Messmore (13 starts at Delaware State, 2-4, 6.47), who both have key D1 experience. Another southpaw who will play a big role in the bullpen plans will be JC transfer Presley Monteforte, who uses a ton of deception in his offspeed offerings, which makes his 87-89 fastball play way up."

MOUNTAIN WEST UPDATE

2025 MOUNTAIN WEST STANDINGS

SCHOOL (RK)	MOUNTAIN WEST					
	W	L	PCT.	HOME	AWAY	NEUT.
San José State	0	0	.000	0-0	0-0	0-0
New Mexico	0	0	.000	0-0	0-0	0-0
Fresno State	0	0	.000	0-0	0-0	0-0
Nevada	0	0	.000	0-0	0-0	0-0
UNLV	0	0	.000	0-0	0-0	0-0
San Diego State	0	0	.000	0-0	0-0	0-0
Air Force	0	0	.000	0-0	0-0	0-0
Washington State	0	0	.000	0-0	0-0	0-0

ALL GAMES

W	L	I	PCT.	HOME	AWAY	NEUT.	LAST 10	STRK
6	2	0	.750	4-1	2-1	0-0	6-4	L1
5	4	0	.556	3-2	0-1	2-1	6-5	W3
4	4	0	.500	4-3	0-1	0-0	4-6	L1
4	4	0	.500	3-1	1-3	0-0	5-5	W2
4	4	0	.500	2-2	0-0	2-2	4-6	W1
4	5	0	.444	2-3	1-0	1-2	4-6	W1
2	6	0	.250	0-0	0-5	2-1	2-8	W1
0	8	0	.000	0-0	0-6	0-2	0-10	L13

MW Regular-Season Champions; * MW Championship Participant; % MW Tournament Champions

A LOOK AHEAD AT THE MW

Thursday, February 27

Washington State vs. Iowa (Cleburne, Texas) 2 p.m. CT

Friday, February 28

Washington State vs. Iowa (Cleburne, Texas) 2 p.m. CT

Army at Air Force (MWN) 2 p.m. MT

Rhode Island at New Mexico (MWN) 2 p.m. MT

San Diego State at Saint Mary's (ESPN+) 2 p.m. PT

Northern Colorado at Nevada (MWN) 2:05 p.m. PT

San Francisco at San José State (MWN) 3:05 p.m. PT

Fresno State at UC Santa Barbara (ESPN+) 4:05 p.m. PT

UW Milwaukee at UNLV 6:05 p.m. PT

Saturday, March 1

Northern Colorado at Nevada (MWN) 11:05 a.m. PT

UW Milwaukee at UNLV 12:05 p.m. PT

Army at Air Force (MWN) 1 p.m. MT

Washington State vs. Iowa (Cleburne, Texas) 2 p.m. CT

San Diego State at Saint Mary's (ESPN+) 1 p.m. PT

Rhode Island at New Mexico (MWN) 3 p.m. MT

Northern Colorado at Nevada (MWN) 2:05 p.m. PT

San Francisco at San José State (MWN) 2:05 p.m. PT

Fresno State at UC Santa Barbara (ESPN+) 3:05 p.m. PT

UW Milwaukee at UNLV 3:05 p.m. PT

Sunday, March 2

Washington State vs. Iowa (Cleburne, Texas) 11 a.m. CT

Army at Air Force (MWN) Noon MT

Rhode Island at New Mexico (MWN) Noon MT

Northern Colorado at Nevada (MWN) 12:05 p.m. PT

San José State at San Francisco (ESPN+) 12:05 p.m. PT

UW Milwaukee at UNLV 12:05 p.m. PT

San Diego State at Saint Mary's (ESPN+) 1 p.m. PT

Fresno State at UC Santa Barbara (ESPN+) 1:05 p.m. PT

Rhode Island at New Mexico (MWN) 3 p.m. MT

A LOOK BACK AT THE MW

Tuesday, February 25

Northern Colorado 10, Air Force 10 (MWN) Halted

Saint Mary's 11, Fresno State 3 (ESPN+)

Santa Clara 4, San José State 3 (MWN)

New Mexico 7, New Mexico State 0 (MWN)

San Diego State 10, San Diego 4 (MWN)

Monday, February 24

Nevada 7, CSU Bakersfield 4 (MWN)

Texas A&M - CC 8, Washington State 2

UNLV 7, #23 Cincinnati 6

Sunday, February 23

Air Force 14, Navy 1 (7)(Kinston, N.C.)

New Mexico 12, Northern Colorado 7 (MWN)

Texas A&M - CC 8, Washington State 6 (FloCollege)

San José State 7, Utah Valley 5

Fresno State 13, Cal State Fullerton 7 (MWN)

#25 Cincinnati 10, UNLV 9

Nevada 12, CSU Bakersfield 4 (MWN)

Pepperdine 7, San Diego State 4 (11)

Saturday, February 22

Northern Colorado 15, New Mexico 11 (MWN)

Navy 7, Air Force 2(Kinston, N.C.)

UCLA 7, Washington State 6 (Corpus Christi, Texas) (FloCollege)

New Mexico 13, Northern Colorado 4 (MWN)

CSU Bakersfield 16, Nevada 2 (MWN)

San José State 4, Utah Valley 3

Cal State Fullerton 14, Fresno State 3 (MWN)

#21 UC Santa Barbara 7, San Diego State 5 (MWN)

UNLV 5, #25 Cincinnati 4

2024 MOUNTAIN WEST STATISTICAL LEADERS

TEAM BATTING

	g	avg	ab	r	h	2b	3b	hr	bb	so	sb-att
New Mexico	9	.338	311	76	105	24	5	11	33	65	11-15
Fresno State	8	.286	273	51	78	14	1	3	30	47	7-9
San Diego State	9	.275	320	55	88	12	7	4	43	82	4-8
San Jose State	8	.264	273	49	72	7	1	7	30	66	5-7
UNLV	8	.252	258	39	65	9	1	11	25	68	6-7
Washington State	8	.234	244	24	57	10	2	1	28	65	10-14
Nevada	8	.232	263	42	61	13	0	6	27	63	2-2
Air Force	8	.192	239	27	46	9	1	3	27	100	11-13
Totals	33	.262	2181	363	572	98	18	46	243	556	56-75

TEAM PITCHING

	g	era	w	l	sv	ip	h	r	er	bb	so
San Jose State	8	3.68	6	2	1	71.0	69	35	29	32	70
Fresno State	8	5.58	4	4	2	71.0	76	54	44	36	78
San Diego State	9	5.96	4	5	2	83.0	89	67	55	60	89
Air Force	8	6.00	2	6	0	63.0	71	46	42	38	57
Nevada	8	6.91	4	4	1	69.0	80	62	53	27	56
UNLV	8	7.57	4	4	1	69.0	83	66	58	52	96
Washington State	8	8.47	0	8	0	62.2	83	66	59	42	51
New Mexico	9	8.62	5	4	3	78.1	102	79	75	35	76
Totals	33	6.59	29	37	10	567.0	653	475	415	322	573

TEAM FIELDING

	g	po	a	e	pct	dp	pb	sba-att
Air Force	8	189	86	6	.979	8	1	24-28
New Mexico	9	235	82	7	.978	7	0	6-9
San Jose State	8	213	71	7	.976	4	1	10-14
Fresno State	8	213	55	8	.971	7	1	3-4
Nevada	8	207	87	9	.970	5	0	6-8
UNLV	8	207	55	11	.960	4	4	13-16
Washington State	8	188	68	12	.955	3	1	16-23
San Diego State	9	249	72	20	.941	8	2	11-13
Totals	33	1701	576	80	.966	46	10	89-115

INDIVIDUAL BATTING

Min 2.5 AB/Team game	g	avg	ab	r	h	rbi	2b	3b	hr	bb
KELLY, Zane-SD	7	.500	24	6	12	3	3	2	0	3
Fernandes, Alex-SJ	8	.458	24	8	11	5	2	1	0	5
ORIACH, Jordy-NM	9	.436	39	11	17	10	5	0	3	3
CARRIS, Akili-NM	8	.429	35	5	15	12	3	0	0	1
BRASS, Cooper-NM	7	.407	27	6	11	7	2	0	0	3
Zapp, Walker-AF	7	.400	25	4	10	6	5	0	1	2
MCALISTER, Josh-NM	9	.385	26	7	10	5	1	0	2	6
HEFFT, JP-LV	8	.375	32	7	12	6	2	0	1	1
OTT, Ethan-NM	7	.370	27	8	10	10	3	1	1	3
RUTTER, Drew-SD	9	.355	31	8	11	4	0	2	0	4
KONIARSKY, Cole-LV	8	.355	31	3	11	4	1	0	2	1
WALKER, Khalil-NM	9	.353	34	6	12	6	2	2	1	1
TREVINO, Lee-FS	8	.348	23	7	8	6	1	0	0	5
HAM, Billy-NV	7	.348	23	7	8	3	4	0	0	5
BLANDFORD, Bobby-FS	8	.333	33	5	11	7	4	0	0	1
Hartman, Max-WSU	7	.321	28	5	9	3	1	0	0	2
COLLINS, Sky-FS	8	.321	28	3	9	8	1	1	0	3
Chamizo, Zach-SJ	8	.313	32	4	10	8	1	0	1	4
WASLESFKY, Karsen-NM	9	.313	32	7	10	7	2	1	1	3
GRAY, Murf-FS	8	.313	32	6	10	6	2	0	1	3

INDIVIDUAL PITCHING

Min 1.0 IP/Team game	app	era	w-l	sv	ip	h	r	er	bb	so
McGrew, E.J.-SJ	2	0.00	2-0	0	8.0	5	0	0	1	9
Gutierrez, Jesse-SJ	2	1.64	1-1	0	11.0	7	6	2	2	10
BARNHOUSE, Josh-NM	5	1.86	1-0	0	9.2	7	2	2	0	6
RODGERS, Peyton-SD	5	1.93	1-1	2	9.1	7	5	2	2	11
ANKER, Jack-FS	2	2.08	2-0	0	13.0	10	3	3	0	18
BURFIELD, Casey-NV	2	2.53	1-0	0	10.2	12	4	3	1	3
Smith, Griffin-WSU	2	2.70	0-1	0	10.0	10	4	3	3	6
CASTILLO, Ryan-NM	2	3.00	1-0	0	9.0	11	4	3	2	8
George, Nolan-SJ	3	3.12	1-0	1	8.2	7	3	3	1	5
Miller, Easton-AF	3	3.12	0-0	0	8.2	6	4	3	5	7
Thomas, David-SJ	2	3.38	0-0	0	8.0	10	5	3	5	10
Mitchell, John-AF	2	4.35	1-1	0	10.1	10	5	5	6	7
Meyers, Luke-WSU	2	4.50	0-0	0	10.0	9	5	5	3	7
Rogers, Dylan-AF	2	4.91	0-1	0	11.0	15	9	6	1	11
FOSHER, Peyton-NV	2	5.25	1-1	0	12.0	13	7	7	3	16

HITS

ORIACH, Jordy-NM	17
CARRIS, Akili-NM	15
WALKER, Khalil-NM	12
HEFFT, JP-LV	12
KELLY, Zane-SD	12

RUNS SCORED

ASBY, Will-NM	12
ORIACH, Jordy-NM	11
BATES, Finley-SD	10
5 tied with 8 run(s) scored	

RUNS BATTED IN

CARRIS, Akili-NM	12
TOIGO, Dean-LV	11
ORIACH, Jordy-NM	10
OTT, Ethan-NM	10
3 tied with 8 RBI(s)	

DOUBLES

ORIACH, Jordy-NM	5
Zapp, Walker-AF	5
4 tied with 4 double(s)	

TRIPLES

JACKSON, Jake-SD	3
WALKER, Khalil-NM	2
RUTTER, Drew-SD	2
KELLY, Zane-SD	2
9 tied with 1 triple(s)	

HOME RUNS

TOIGO, Dean-LV	3
ORIACH, Jordy-NM	3
6 tied with 2 home run(s)	

TOTAL BASES

ORIACH, Jordy-NM	31
WALKER, Khalil-NM	21
KELLY, Zane-SD	19
5 tied with 18 total base(s)	

STOLEN BASES

	sb-att
Lewis, Jeriah-SJ	4-5
Taylor, Christian-AF	3-3
MCALISTER, Josh-NM	3-3
BRASS, Cooper-NM	3-4
12 tied with 2 stolen base(s)	

STRIKEOUTS

	ip	so
ANKER, Jack-FS	13.0	18
FOSHER, Peyton-NV	12.0	16
MERCURIUS, LJ-LV	6.2	13
4 tied with 12 strikeout(s)		

2025 NCAA RANKING SUMMARY (TEAM)

Statistic	National Rank	Conference Rank	Value	National Leader	Value	Conference Leader	Value
Base on Balls (297 ranked)	156	2	33	VMI	83	San Diego St.	43
Batting Average (298 ranked)	16	1	0.338	Yale	0.374	New Mexico	0.338
Double Plays (293 ranked)	44	3	7	Southeastern La.	13	Air Force San Diego St.	8 8
Double Plays Per Game (293 ranked)	89	4	0.78	Pittsburgh	1.71	Air Force	1.00
Doubles (297 ranked)	16	1	24	Virginia Tech	32	New Mexico	24
Doubles Per Game (298 ranked)	26	1	2.67	Virginia Tech	4.00	New Mexico	2.67
Earned Run Average (298 ranked)	239	7	8.39	Florida St.	1.35	San Jose St.	3.68
Fielding Percentage (298 ranked)	85	3	0.975	Cornell	1.000	Air Force	0.979
Hit Batters (298 ranked)	23	2	18	Delaware Jacksonville St.	27 27	San Diego St.	22
Hit by Pitch (296 ranked)	59	1	15	FIU	35	New Mexico	15
Hits (298 ranked)	6	1	105	Lamar University	126	New Mexico	105
Hits Allowed Per Nine Innings (298 ranked)	245	7	11.60	LSU	4.32	San Jose St.	8.75
Home Runs (274 ranked)	33	1	11	High Point Tennessee	21 21	New Mexico UNLV	11 11
Home Runs Per Game (286 ranked)	70	2	1.22	Tennessee	2.63	UNLV	1.38
On Base Percentage (298 ranked)	73	1	0.417	VMI	0.535	New Mexico	0.417
Runs (297 ranked)	28	1	76	Alabama	112	New Mexico	76
Sacrifice Bunts (205 ranked)	35	2	5	Louisiana	11	Air Force	7
Sacrifice Flies (220 ranked)	6	1	8	VMI	13	New Mexico	8
Scoring (298 ranked)	59	1	8.4	Tennessee	13.1	New Mexico	8.4
Shutouts (29 ranked)	29	1	1	Jacksonville St. Southeastern La. Wake Forest	3 3 3	New Mexico	1
Slugging Percentage (298 ranked)	17	1	0.553	Tennessee	0.680	New Mexico	0.553
Stolen Bases (278 ranked)	98	1	11	VMI	68	Air Force New Mexico	11 11
Stolen Bases Per Game (291 ranked)	132	3	1.22	VMI	8.50	Air Force	1.38
Strikeout-to-Walk Ratio (298 ranked)	99	2	2.17	UTSA	5.50	San Jose St.	2.19
Strikeouts Per Nine Innings (298 ranked)	160	5	8.7	Tennessee	14.4	UNLV	12.5
Triple Plays (1 ranked)				UIC	1		
Triples (131 ranked)	6	2	5	Jacksonville St.	9	San Diego St.	7
Triples Per Game (204 ranked)	16	2	0.56	Jacksonville St. UC Irvine	1.00 1.00	San Diego St.	0.78
WHIP (298 ranked)	191	5	1.74	LSU	0.74	San Jose St.	1.42
WL Pct (274 ranked)	117	2	0.556	13 teams tied	1.000	San Jose St.	0.750
Walks Allowed Per Nine Innings (298 ranked)	83	2	4.02	UTSA	1.64	Nevada	3.52

2025 NCAA RANKING SUMMARY (INDIVIDUALS)

Statistic	Player	National Rank	Conference Rank	Value	National Leader	Value	Conference Leader	Value
Base on Balls (92 ranked)					Miggy Echazarreta, High Point Tyler White, Sacramento St.	16 16	Jeriah Lewis, San Jose St.	8
Base on Balls Per Game (106 ranked)					Sam Christiansen, Oklahoma Owen Prince, VMI	1.88 1.88	Jeriah Lewis, San Jose St.	1.00
Batting Average (250 ranked)	Jordy Oriach Akili Carris Cooper Brass	145 160 234	3 4 5	0.436 0.429 0.407	Levi Clark, Tennessee	0.600	Zane Kelly, San Diego St.	0.500
Complete Games (1 ranked)					15 players tied	1		
Doubles (47 ranked)	Jordy Oriach Will Asby	15 47	1 3	5 4	Damian Ruiz, Lamar University	9	Jordy Oriach, New Mexico Walker Zapp, Air Force	5 5
Doubles Per Game (100 ranked)	Jordy Oriach	90	4	0.56	Jonathan Hogart, Murray St.	1.25	Walker Zapp, Air Force	0.71
Earned Run Average (196 ranked)					79 players tied	0.00	EJ McGrew, San Jose St.	0.00
Games Started (12 ranked)	Dayne Pengelly Diego Alvarez Ryan Castillo David Lopez	1 12 12 12	1 3 3 3	3 2 2 2	11 players tied	3	Aidan Cremarosa, Fresno St. Dayne Pengelly, New Mexico	3 3
Hit Batters (81 ranked)	David Lopez Dayne Pengelly	21 21	2 2	4 4	Will Bartkoski, Alabama St. Eli DeRossi-Cytron, Mount St. Mary's	7 7	Garvey Rumary, San Diego St.	5
Hit By Pitch Per Game (139 ranked)					Sam Bond, Northern Ky.	1.17	Taylor Holder, Nevada	0.63
Hit by Pitch (131 ranked)	Gene Trujillo	131	3	3	Kishon Frett, FIU	10	Taylor Holder, Nevada	5
Hits (139 ranked)	Jordy Oriach Akili Carris Khalil Walker	7 20 139	1 2 3	17 15 12	Mason Lytle, UTSA	21	Jordy Oriach, New Mexico	17
Hits Allowed Per Nine Innings (150 ranked)					4 players tied	0.00		
Hits Per Game (124 ranked)	Jordy Oriach Akili Carris	33 37	1 2	1.89 1.88	Jake Duer, Fla. Atlantic	2.38	Jordy Oriach, New Mexico	1.89
Home Runs (42 ranked)	Jordy Oriach	42	1	3	5 players tied	6	Jordy Oriach, New Mexico Dean Toigo, UNLV	3 3
Home Runs Per Game (127 ranked)	Jordy Oriach	127	2	0.33	Alex Calarco, Maryland Jack Moroknek, Butler	0.86 0.86	Dean Toigo, UNLV	0.38
On Base Percentage (145 ranked)					Dariyan Pendergrass, Col. of Charleston	0.710	Zane Kelly, San Diego St.	0.586
Pitching Appearances (56 ranked)	Josh Barnhouse	6	2	5	5 players tied	6	Issac Araiza, San Diego St.	6
Runs (130 ranked)	Will Asby Jordy Oriach	49 81	1 2	12 11	Damian Ruiz, Lamar University	19	Will Asby, New Mexico	12
Runs Batted In (129 ranked)	Akili Carris Jordy Oriach Ethan Ott	62 129 129	1 3 3	12 10 10	Alex Calarco, Maryland Justin Lebron, Alabama	21 21	Akili Carris, New Mexico	12
Runs Batted In Per Game (144 ranked)	Akili Carris Ethan Ott	79 109	1 2	1.50 1.43	Alex Calarco, Maryland	3.00	Akili Carris, New Mexico	1.50
Runs Per Game (148 ranked)	Will Asby	125	1	1.33	Tyler Shaneyfelt, Northern Ky.	2.14	Will Asby, New Mexico	1.33
Sacrifice Bunts (140 ranked)	Will Asby Khalil Walker Josh McAllister	27 27 140	2 2 8	2 2 1	Owen Hull, George Mason Tab Tracy, Lamar University	5 5	Antonio Nanez, San Jose St.	3
Sacrifice Bunts Per Game (150 ranked)	Will Asby Khalil Walker	118 118	5 5	0.22 0.22	Alec Atkinson, Yale Richie Sica, Rider	0.67 0.67	Antonio Nanez, San Jose St.	0.38
Sacrifice Flies (112 ranked)	Cooper Brass Ethan Ott Will Asby Shane Miller	3 3 112 112	1 1 7 7	3 3 1 1	AJ Havrilla, Marshall Nolan Nawrocki, South Carolina	4 4	Cooper Brass, New Mexico Ethan Ott, New Mexico	3 3
Saves (61 ranked)	Ty Cunningham Daxton Purser	10 61	1 3	2 1	Richie Roman, Houston	5	Ty Cunningham, New Mexico Peyton Rodgers, San Diego St.	2 2
Slugging Percentage (244 ranked)	Jordy Oriach Ethan Ott	96 244	1 4	0.795 0.667	Levi Clark, Tennessee	1.400	Jordy Oriach, New Mexico	0.795
Stolen Bases (81 ranked)					Owen Prince, VMI	17	Jeriah Lewis, San Jose St.	4
Stolen Bases Per Game (128 ranked)					Owen Prince, VMI	2.13	Jeriah Lewis, San Jose St.	0.50

2025 MISCELLANEOUS HITTING

Multiple Hit Games	2	3	4	5+	Total
10 ORIACH, Jordy	2	4	-	-	6
15 WALKER, Khalil	3	1	-	-	4
14 CARRIS, Akili	1	3	-	-	4
47 OTT, Ethan	1	2	-	-	3
9 MCALISTER, Josh	2	1	-	-	3
2 BRASS, Cooper	1	2	-	-	3
3 WASLEFSKY, Karsen	2	1	-	-	3
24 WILLIAMS, Brodey	1	1	-	-	2
12 ASBY, Will	2	-	-	-	2
20 BANISTER, Luke	1	-	-	-	1
TEAM	16	15	0	0	31

Multiple RBI Games	2	3	4	5+	Total
14 CARRIS, Akili	2	1	1	-	4
47 OTT, Ethan	3	-	1	-	4
10 ORIACH, Jordy	1	2	-	-	3
15 WALKER, Khalil	2	-	-	-	2
2 BRASS, Cooper	2	-	-	-	2
3 WASLEFSKY, Karsen	1	1	-	-	2
12 ASBY, Will	1	-	-	-	1
9 MCALISTER, Josh	1	-	-	-	1
29 HERD, Caleb	1	-	-	-	1
4 WOOD, Tye	1	-	-	-	1
TEAM	15	4	2	0	21

Hitting Streaks	Longest	Current
14 CARRIS, Akili	8	8
2 BRASS, Cooper	6	-
15 WALKER, Khalil	5	5
12 ASBY, Will	5	5
3 WASLEFSKY, Karsen	5	5
10 ORIACH, Jordy	5	5
9 MCALISTER, Josh	4	4
47 OTT, Ethan	3	1
24 WILLIAMS, Brodey	3	3
4 WOOD, Tye	2	2
29 HERD, Caleb	1	1
43 TRUJILLO, Gene	1	-
20 BANISTER, Luke	1	1

Reached Base Streaks	Longest	Current
14 CARRIS, Akili	8	8
2 BRASS, Cooper	7	7
12 ASBY, Will	5	5
3 WASLEFSKY, Karsen	5	5
24 WILLIAMS, Brodey	5	5
47 OTT, Ethan	5	5
15 WALKER, Khalil	5	5
10 ORIACH, Jordy	5	5
9 MCALISTER, Josh	4	4
43 TRUJILLO, Gene	3	-
4 WOOD, Tye	2	2
26 MANSY, Luke	2	2
48 NEIL, Andrew	1	1
20 BANISTER, Luke	1	1
29 HERD, Caleb	1	1

2025 NEW MEXICO GAMES SUMMARY

Score by innings	1	2	3	4	5	6	7	8	9	Total
New Mexico	11	18	14	4	5	10	3	7	4	76
Opponents	8	9	6	6	16	5	16	2	11	79

Record when ...

Overall	5-4	After 6 leading	5-1
Conference	0-0 trailing	0-3
Non-Conference	5-4 tied	0-0
Home games	3-2	After 7 leading	5-0
Away games	0-1 trailing	0-3
Neutral site	2-1 tied	0-0
Day games	3-4	After 8 leading	5-0
Night games	2-0 trailing	0-3
vs Left starter	0-0 tied	0-0
vs Right starter	5-4	Hit 0 home runs	0-3
1-Run games	0-1	... 1 home run	3-1
2-Run games	1-0	... 2+ home runs	2-0
5+Run games	3-2	Opponent 0 home runs	2-2
Extra innings	0-0 1 home run	2-1
Shutouts	1-1 2+ HRs	1-1
Scoring 0-2 runs	0-1	Made 0 errors	3-0
..... 3-5 runs	1-1	... 1 error	2-3
..... 6-9 runs	2-0 2+ errors	0-1
..... 10+ runs	2-2	Opp. made 0 errors	2-3
Opponent 0-2 runs	1-0 1 error	3-0
..... 3-5 runs	2-0 2+ errors	0-1
..... 6-9 runs	2-0	Out-hit opponent	4-2
..... 10+ runs	0-4	Out-hit by opponent	1-2
Scored in 1st inning	2-2	Hits are tied	0-0
Opp. scored in 1st	2-2		
Scores first	3-0		
Opp. scores first	2-4		

Record when team scores:

Runs	0	1	2	3	4	5	6	7	8	9	10+
W-L	0-1	0-0	0-0	0-0	0-1	1-0	0-0	1-0	0-0	1-0	2-2

Record when opponent scores:

Runs	0	1	2	3	4	5	6	7	8	9	10+
W-L	1-0	0-0	0-0	1-0	1-0	0-0	1-0	1-0	0-0	0-0	0-4

Record when leading after:

Inn.	1	2	3	4	5	6	7	8
W-L	1-1	5-1	5-1	5-2	5-1	5-1	5-0	5-0

Record when trailing after:

Inn.	1	2	3	4	5	6	7	8
W-L	1-1	0-2	0-1	0-2	0-3	0-3	0-3	0-3

Record when tied after:

Inn.	1	2	3	4	5	6	7	8
W-L	3-2	0-1	0-2	0-0	0-0	0-0	0-0	0-0

Current winning streak: 3

Longest winning streak: 3

Longest losing streak: 3

Home attendance : 2877 (4 dates avg = 719)

Away attendance : 3139 (4 dates avg = 784)

Total attendance: 6016 (8 dates avg = 752)

2025 BATTING LEADERS

Hitting minimums - 1 Games 1 AB 2.0 AB/Game 1 TPA 2.0 TPA/Game
Pitching minimums - 1 Games 1.0 IP/Game

Batting avg		Slugging pct		On base pct	
1. 10 ORIACH, Jordy	.436	1. 10 ORIACH, Jordy	.795	1. 9 MCALISTER, Josh	.529
2. 14 CARRIS, Akili	.429	2. 47 OTT, Ethan	.667	2. 24 WILLIAMS, Brodey	.500
3. 2 BRASS, Cooper	.407	3. 9 MCALISTER, Josh	.654	3. 10 ORIACH, Jordy	.488
4. 9 MCALISTER, Josh	.385	4. 15 WALKER, Khalil	.618	4. 14 CARRIS, Akili	.444
5. 47 OTT, Ethan	.370	5. 3 WASLEFSKY, Karsen	.531	5. 47 OTT, Ethan	.429
Runs scored		Hits		Runs batted in	
1. 12 ASBY, Will	12	1. 10 ORIACH, Jordy	17	1. 14 CARRIS, Akili	12
2. 10 ORIACH, Jordy	11	2. 14 CARRIS, Akili	15	2. 10 ORIACH, Jordy	10
3. 47 OTT, Ethan	8	3. 15 WALKER, Khalil	12	47 OTT, Ethan	10
4. 3 WASLEFSKY, Karsen	7	4. 2 BRASS, Cooper	11	4. 2 BRASS, Cooper	7
9 MCALISTER, Josh	7	5. 3 tied at.....	10	3 WASLEFSKY, Karsen	7
Doubles		Triples		Home runs	
1. 10 ORIACH, Jordy	5	1. 15 WALKER, Khalil	2	1. 10 ORIACH, Jordy	3
2. 12 ASBY, Will	4	2. 4 WOOD, Tye	1	2. 9 MCALISTER, Josh	2
3. 14 CARRIS, Akili	3	47 OTT, Ethan	1	3. 6 tied at....	1
47 OTT, Ethan	3	3 WASLEFSKY, Karsen	1		
5. 4 tied at.....	2				
Total bases		Walks		Hit by pitch	
1. 10 ORIACH, Jordy	31	1. 9 MCALISTER, Josh	6	1. 43 TRUJILLO, Gene	3
2. 15 WALKER, Khalil	21	2. 12 ASBY, Will	5	2. 47 OTT, Ethan	2
3. 47 OTT, Ethan	18	3. 24 WILLIAMS, Brodey	4	9 MCALISTER, Josh	2
14 CARRIS, Akili	18	4. 4 tied at.....	3	4. 8 tied at.....	1
5. 2 tied at.....	17				
Sac bunts		Sac flies		Stolen bases	
1. 15 WALKER, Khalil	2	1. 47 OTT, Ethan	3	1. 9 MCALISTER, Josh	3
12 ASBY, Will	2	2 BRASS, Cooper	3	2 BRASS, Cooper	3
3. 9 MCALISTER, Josh	1	3. 12 ASBY, Will	1	3. 15 WALKER, Khalil	2
		5 MILLER, Shane	1	3 WASLEFSKY, Karsen	2
				5. 14 CARRIS, Akili	1
Caught stealing		Steal attempts		Stolen base pct	
1. 14 CARRIS, Akili	2	1. 2 BRASS, Cooper	4	1. 15 WALKER, Khalil	1.000
2. 10 ORIACH, Jordy	1	2. 9 MCALISTER, Josh	3	3 WASLEFSKY, Karsen	1.000
2 BRASS, Cooper	1	14 CARRIS, Akili	3	9 MCALISTER, Josh	1.000
		4. 15 WALKER, Khalil	2	4. 2 BRASS, Cooper	.750
		3 WASLEFSKY, Karsen	2	5. 14 CARRIS, Akili	.333
Strikeouts		Grounded into DP		Total plate appearances	
1. 47 OTT, Ethan	8	1. 24 WILLIAMS, Brodey	2	1. 12 ASBY, Will	45
2. 14 CARRIS, Akili	7	43 TRUJILLO, Gene	2	2. 10 ORIACH, Jordy	43
29 HERD, Caleb	7	3. 12 ASBY, Will	1	3. 15 WALKER, Khalil	38
9 MCALISTER, Josh	7	2 BRASS, Cooper	1	4. 14 CARRIS, Akili	36
5. 2 tied at....	6			3 WASLEFSKY, Karsen	36
At bats		Games played		Game starts	
1. 10 ORIACH, Jordy	39	1. 10 ORIACH, Jordy	9	1. 12 ASBY, Will	9
2. 12 ASBY, Will	36	15 WALKER, Khalil	9	15 WALKER, Khalil	9
3. 14 CARRIS, Akili	35	12 ASBY, Will	9	3 WASLEFSKY, Karsen	9
4. 15 WALKER, Khalil	34	3 WASLEFSKY, Karsen	9	10 ORIACH, Jordy	9
5. 3 WASLEFSKY, Karsen	32	9 MCALISTER, Josh	9	5. 2 tied at.....	8
Games as sub					
1. 4 WOOD, Tye	4				
26 MANSY, Luke	4				
48 NEIL, Andrew	4				
4. 5 MILLER, Shane	1				
9 MCALISTER, Josh	1				

2025 PITCHING LEADERS

Hitting minimums - 1 Games 1 AB 2.0 AB/Game 1 TPA 2.0 TPA/Game
Pitching minimums - 1 Games 1.0 IP/Game

Earned run avg		Opposing bat avg		Won-loss pct	
1. 34 BARNHOUSE, Josh	1.86	1. 34 BARNHOUSE, Josh	.212	1. 31 PENGELLY, Dayne	1.000
2. 39 CASTILLO, Ryan	3.00	2. 39 CASTILLO, Ryan	.297	34 BARNHOUSE, Josh	1.000
3. 8 ALVAREZ, Diego	6.30	3. 31 PENGELLY, Dayne	.300	39 CASTILLO, Ryan	1.000
4. 31 PENGELLY, Dayne	8.10	4. 8 ALVAREZ, Diego	.317	4. 8 ALVAREZ, Diego	.500
Wins		Losses		Saves	
1. 34 BARNHOUSE, Josh	1	1. 33 PURSER, Daxton	1	1. 23 CUNNINGHAM, Ty	2
7 WHITE, Tommy	1	49 MESSMORE, Jack	1	2. 33 PURSER, Daxton	1
39 CASTILLO, Ryan	1	27 LOPEZ, David	1		
31 PENGELLY, Dayne	1	8 ALVAREZ, Diego	1		
8 ALVAREZ, Diego	1				
Innings pitched		Batters struck out		Appearances	
1. 31 PENGELLY, Dayne	10.0	1. 33 PURSER, Daxton	12	1. 34 BARNHOUSE, Josh	5
8 ALVAREZ, Diego	10.0	2. 31 PENGELLY, Dayne	9	2. 6 tied at.....	3
3. 34 BARNHOUSE, Josh	9.2	3. 39 CASTILLO, Ryan	8		
4. 39 CASTILLO, Ryan	9.0	4. 3 tied at.....	7		
Games started		Games finished		Games in relief	
1. 31 PENGELLY, Dayne	3	1. 33 PURSER, Daxton	3	1. 34 BARNHOUSE, Josh	5
2. 27 LOPEZ, David	2	2. 23 CUNNINGHAM, Ty	2	2. 5 tied at.....	3
39 CASTILLO, Ryan	2	3. 4 tied at.....	1		
8 ALVAREZ, Diego	2				
Wild pitches		Balks		Hit batters	
1. 27 LOPEZ, David	4			1. 31 PENGELLY, Dayne	4
2. 11 CORNELIUS, Matt	2			27 LOPEZ, David	4
3. 4 tied at.....	1			3. 35 MONTEFORTE, Presley	2
				4. 8 tied at.....	1
Intentional BB allowed		Runners picked off		Batters SO out looking	
		1. 11 CORNELIUS, Matt	1	1. 31 PENGELLY, Dayne	5
				2. 23 CUNNINGHAM, Ty	3
				7 WHITE, Tommy	3
				33 PURSER, Daxton	3
				5. 2 tied at.....	2
Sac bunts allowed		Sac flies allowed		Hits allowed	
1. 11 CORNELIUS, Matt	1	1. 34 BARNHOUSE, Josh	2	1. 34 BARNHOUSE, Josh	7
		2. 6 tied at.....	1	2. 39 CASTILLO, Ryan	11
				3. 31 PENGELLY, Dayne	12
				4. 8 ALVAREZ, Diego	13
Runs allowed		Earned runs allowed		Walks allowed	
1. 34 BARNHOUSE, Josh	2	1. 34 BARNHOUSE, Josh	2	1. 34 BARNHOUSE, Josh	0
2. 39 CASTILLO, Ryan	4	2. 39 CASTILLO, Ryan	3	2. 39 CASTILLO, Ryan	2
3. 8 ALVAREZ, Diego	7	3. 8 ALVAREZ, Diego	7	8 ALVAREZ, Diego	2
4. 31 PENGELLY, Dayne	9	4. 31 PENGELLY, Dayne	9	4. 31 PENGELLY, Dayne	4
Doubles allowed		Triples allowed		Home runs allowed	
1. 8 ALVAREZ, Diego	2	1. 39 CASTILLO, Ryan	0	1. 34 BARNHOUSE, Josh	0
34 BARNHOUSE, Josh	2	31 PENGELLY, Dayne	0	39 CASTILLO, Ryan	0
31 PENGELLY, Dayne	2	3. 34 BARNHOUSE, Josh	1	31 PENGELLY, Dayne	0
39 CASTILLO, Ryan	2	8 ALVAREZ, Diego	1	4. 8 ALVAREZ, Diego	1

2025 STARTERS BY POSITION + LINEUP

Starting Lineup By Position (Team W-L record when starter)

PITCHER:

31 PENGELLY, Dayne	3	(2-1)
8 ALVAREZ, Diego	2	(1-1)
27 LOPEZ, David	2	(0-2)
39 CASTILLO, Ryan	2	(2-0)

CATCHER:

24 WILLIAMS, Brodey	5	(4-1)
29 HERD, Caleb	3	(1-2)
20 BANISTER, Luke	1	(0-1)

FIRST BASE:

47 OTT, Ethan	7	(5-2)
43 TRUJILLO, Gene	2	(0-2)

SECOND BASE:

2 BRASS, Cooper	5	(2-3)
9 MCALISTER, Josh	4	(3-1)

THIRD BASE:

14 CARRIS, Akili	6	(5-1)
9 MCALISTER, Josh	3	(0-3)

SHORTSTOP:

3 WASLEFSKY, Karsen	9	(5-4)
---------------------	---	-------

LEFT FIELD:

10 ORIACH, Jordy	7	(4-3)
4 WOOD, Tye	2	(1-1)

CENTER FIELD:

15 WALKER, Khalil	9	(5-4)
-------------------	---	-------

RIGHT FIELD:

12 ASBY, Will	9	(5-4)
---------------	---	-------

DESIGNATED HITTER:

2 BRASS, Cooper	2	(1-1)
10 ORIACH, Jordy	2	(1-1)
43 TRUJILLO, Gene	2	(2-0)
14 CARRIS, Akili	2	(0-2)
9 MCALISTER, Josh	1	(1-0)

Starting Lineup By Lineup Spot (Team W-L record when starter)

LEADOFF:

2 BRASS, Cooper	6	(3-3)
4 WOOD, Tye	2	(1-1)
15 WALKER, Khalil	1	(1-0)

2ND SPOT:

12 ASBY, Will	9	(5-4)
---------------	---	-------

3RD SPOT:

10 ORIACH, Jordy	9	(5-4)
------------------	---	-------

CLEANUP:

47 OTT, Ethan	7	(5-2)
3 WASLEFSKY, Karsen	1	(0-1)
9 MCALISTER, Josh	1	(0-1)

5TH SPOT:

24 WILLIAMS, Brodey	5	(4-1)
43 TRUJILLO, Gene	2	(1-1)
14 CARRIS, Akili	2	(0-2)

6TH SPOT:

14 CARRIS, Akili	5	(5-0)
9 MCALISTER, Josh	2	(0-2)
43 TRUJILLO, Gene	1	(0-1)
2 BRASS, Cooper	1	(0-1)

7TH SPOT:

9 MCALISTER, Josh	5	(4-1)
20 BANISTER, Luke	1	(0-1)
43 TRUJILLO, Gene	1	(1-0)
14 CARRIS, Akili	1	(0-1)
3 WASLEFSKY, Karsen	1	(0-1)

8TH SPOT:

3 WASLEFSKY, Karsen	6	(4-2)
29 HERD, Caleb	3	(1-2)

9TH SPOT:

15 WALKER, Khalil	8	(4-4)
3 WASLEFSKY, Karsen	1	(1-0)

		Position										Batting Order									
Player	GS	p	c	1b	2b	3b	ss	lf	cf	rf	of	dh	1st	2nd	3rd	4th	5th	6th	7th	8th	9th
3 WASLEFSKY, Karsen	9	9	1	.	.	1	6	1
12 ASBY, Will	9	9	.	.	.	9
10 ORIACH, Jordy	9	7	.	.	.	2	.	.	9
15 WALKER, Khalil	9	9	.	.	.	1	8
9 MCALISTER, Josh	8	.	.	.	4	3	1	.	.	.	1	.	2	5	.	.
14 CARRIS, Akili	8	6	2	2	5	1	.	.
2 BRASS, Cooper	7	.	.	.	5	2	6	1	.	.	.
47 OTT, Ethan	7	.	.	7	7
24 WILLIAMS, Brodey	5	.	5	5
43 TRUJILLO, Gene	4	.	.	2	2	2	1	1	.	.
29 HERD, Caleb	3	.	3	3	.
31 PENGELLY, Dayne	3	3
27 LOPEZ, David	2	2
8 ALVAREZ, Diego	2	2
39 CASTILLO, Ryan	2	2
4 WOOD, Tye	2	2	2
20 BANISTER, Luke	1	.	1	1	.	.

2025 INDIVIDUAL SINGLE-GAME HIGHS

Batting

At bats:	6	-	(6 times)
Runs scored:	4	-	ORIACH, Jordy vs N. Colorado (Feb 23, 2025)
Hits:	3	-	(15 times)
RBI's:	4	-	OTT, Ethan vs N. Colorado (Feb 21, 2025)
	4	-	CARRIS, Akili vs N. Colorado (Feb 23, 2025)
Doubles:	2	-	(4 times)
Triples:	1	-	(5 times)
Home runs:	1	-	(11 times)
Total bases:	7	-	OTT, Ethan vs N. Colorado (Feb 22, 2025)
	7	-	ORIACH, Jordy vs N. Colorado (Feb 22, 2025)
Walks:	3	-	OTT, Ethan vs N. Colorado (Feb 23, 2025)
Strikeouts:	3	-	(5 times)
Sac hits:	2	-	ASBY, Will vs Seton Hall (Feb 16, 2025 at Scottsdale, Ariz.)
	2	-	WALKER, Khalil vs N. Colorado (Feb 22, 2025)
Sac flies:	2	-	OTT, Ethan vs Seton Hall (Feb 16, 2025 at Scottsdale, Ariz.)
Stolen bases:	2	-	MCALISTER, Josh vs N. Colorado (Feb 21, 2025)
Hit by pitch:	1	-	(15 times)
Caught stealing:	1	-	(4 times)
Runners LOB:	6	-	ORIACH, Jordy vs Austin Peay (Feb 14, 2025 at Mesa, Arizona)

Fielding

Putouts:	12	-	HERD, Caleb vs UC Irvine (Feb 15, 2025 at Mesa, AZ)
Assists:	6	-	MCALISTER, Josh vs N. Colorado (Feb 23, 2025)
	6	-	WASLEFSKY, Karsen vs N. Colorado (Feb 23, 2025)
	6	-	BRASS, Cooper vs NM State (Feb 25, 2025)
Errors:	1	-	(7 times)

Pitching

Innings pitched:	6.0	-	ALVAREZ, Diego vs N. Colorado (Feb 22, 2025)
Runs allowed:	9	-	PURSER, Daxton vs N. Colorado (Feb 22, 2025)
Earned runs:	9	-	PURSER, Daxton vs N. Colorado (Feb 22, 2025)
Walks allowed:	3	-	LOPEZ, David vs UC Irvine (Feb 15, 2025 at Mesa, AZ)
	3	-	LOPEZ, David vs N. Colorado (Feb 22, 2025)
Strikeouts:	5	-	PURSER, Daxton vs Austin Peay (Feb 14, 2025 at Mesa, Arizona)
	5	-	CASTILLO, Ryan vs Seton Hall (Feb 16, 2025 at Scottsdale, Ariz.)
Hits allowed:	9	-	PURSER, Daxton vs N. Colorado (Feb 22, 2025)
	9	-	ALVAREZ, Diego vs N. Colorado (Feb 22, 2025)
Doubles allowed:	4	-	PURSER, Daxton vs N. Colorado (Feb 22, 2025)
Triples allowed:	1	-	(5 times)
Homers allowed:	2	-	PURSER, Daxton vs Austin Peay (Feb 14, 2025 at Mesa, Arizona)
	2	-	BELL, Blake vs UC Irvine (Feb 15, 2025 at Mesa, AZ)
Wild pitches:	3	-	LOPEZ, David vs UC Irvine (Feb 15, 2025 at Mesa, AZ)
Hit batters:	3	-	LOPEZ, David vs N. Colorado (Feb 22, 2025)

2025 TEAM SINGLE-GAME HIGHS

Batting

At bats:	48	-	vs N. Colorado (Feb 21, 2025)
Runs scored:	15	-	vs N. Colorado (Feb 21, 2025)
Hits:	23	-	vs N. Colorado (Feb 21, 2025)
RBI's:	14	-	vs N. Colorado (Feb 21, 2025)
Doubles:	6	-	vs N. Colorado (Feb 21, 2025)
Triples:	2	-	vs Austin Peay (Feb 14, 2025 at Mesa, Arizona)
Home runs:	5	-	vs N. Colorado (Feb 22, 2025)
Total bases:	37	-	vs N. Colorado (Feb 22, 2025)
Walks:	7	-	vs N. Colorado (Feb 22, 2025)
Strikeouts:	15	-	vs Austin Peay (Feb 14, 2025 at Mesa, Arizona)
Sac hits:	3	-	vs Seton Hall (Feb 16, 2025 at Scottsdale, Ariz.)
Sac flies:	2	-	vs Seton Hall (Feb 16, 2025 at Scottsdale, Ariz.)
	2	-	vs N. Colorado (Feb 22, 2025)
Stolen bases:	5	-	vs N. Colorado (Feb 21, 2025)
Hit by pitch:	5	-	vs Austin Peay (Feb 14, 2025 at Mesa, Arizona)
Caught stealing:	2	-	vs N. Colorado (Feb 23, 2025)
Runners LOB:	13	-	vs Austin Peay (Feb 14, 2025 at Mesa, Arizona)
Hit into DP:	2	-	vs Seton Hall (Feb 16, 2025 at Scottsdale, Ariz.)
	2	-	vs N. Colorado (Feb 23, 2025)

Fielding

Putouts:	27	-	(8 times)
Assists:	14	-	vs N. Colorado (Feb 23, 2025)
	14	-	vs NM State (Feb 25, 2025)
Errors:	2	-	vs UC Irvine (Feb 15, 2025 at Mesa, AZ)
DPs turned:	2	-	vs N. Colorado (Feb 23, 2025)
	2	-	vs NM State (Feb 25, 2025)

Pitching

Innings pitched:	9.0	-	(8 times)
Runs allowed:	18	-	vs UC Irvine (Feb 15, 2025 at Mesa, AZ)
Earned runs:	17	-	vs UC Irvine (Feb 15, 2025 at Mesa, AZ)
Walks allowed:	9	-	vs UC Irvine (Feb 15, 2025 at Mesa, AZ)
Strikeouts:	13	-	vs UC Irvine (Feb 15, 2025 at Mesa, AZ)
Hits allowed:	20	-	vs N. Colorado (Feb 21, 2025)
Doubles allowed:	6	-	vs N. Colorado (Feb 21, 2025)
Triples allowed:	2	-	at Arizona (Feb 18, 2025)
Homers allowed:	2	-	vs Austin Peay (Feb 14, 2025 at Mesa, Arizona)
	2	-	vs UC Irvine (Feb 15, 2025 at Mesa, AZ)
Wild pitches:	3	-	vs UC Irvine (Feb 15, 2025 at Mesa, AZ)
	3	-	vs N. Colorado (Feb 22, 2025)
Hit batters:	5	-	vs UC Irvine (Feb 15, 2025 at Mesa, AZ)

2025 GAME BY GAME

Date	Opponent	ab	r	h	rbi	2b	3b	hr	tb	bb	ibb	sb	cs	hbp	sac	sf	gdp	k	po	a	e	lob	avg
Feb 14	vs Austin Peay	38	9	11	9	4	2	1	22	6	0	0	0	5	0	0	0	15	27	5	0	13	.289
Feb 15	vs UC Irvine	30	4	4	4	2	0	1	9	4	0	0	0	1	0	1	0	10	27	7	2	5	.221
Feb 16	vs Seton Hall	25	5	8	4	1	0	1	12	3	0	1	0	0	3	2	1	3	27	6	0	4	.247
Feb 18	at Arizona	24	0	4	0	0	0	0	4	0	0	0	1	1	0	0	0	6	19	6	1	4	.231
Feb 21	N. COLORADO	48	15	23	14	6	0	0	29	3	0	5	0	1	0	1	1	6	27	12	1	11	.303
Feb 22	N. COLORADO	41	11	16	8	4	1	0	22	2	0	1	1	1	2	2	0	5	27	7	1	10	.320
Feb 22	N. COLORADO	39	13	16	13	4	1	5	37	7	0	0	0	1	0	0	1	7	27	11	1	10	.335
Feb 23	N. COLORADO	34	12	14	11	2	0	2	22	6	0	4	2	2	0	1	2	4	27	14	1	7	.344
Feb 25	NM STATE	32	7	9	7	1	1	1	15	2	0	0	0	3	0	1	1	9	27	14	0	7	.338
Totals		311	76	105	70	24	5	11	172	33	0	11	4	15	5	8	6	65	235	82	7	71	.338

Pitching (44 games)

Date	Opponent	ip	h	r	er	bb	so	2b	3b	hr	wp	bk	hbp	dp	ibb	score	w-l	sv	era
Feb 14	vs Austin Peay	9.0	8	6	6	3	10	1	1	2	1	0	1	0	0	9-6	1-0	1	6.00
Feb 15	vs UC Irvine	9.0	15	18	17	9	13	5	0	2	3	0	5	0	0	4-18	1-1	1	11.50
Feb 16	vs Seton Hall	9.0	10	3	3	2	8	3	1	0	0	0	1	0	0	5-3	2-1	2	8.67
Feb 18	at Arizona	6.1	11	10	10	3	6	3	2	1	1	0	2	0	0	0-10	2-2	2	9.72
Feb 21	N. COLORADO	9.0	20	16	15	2	7	6	0	0	1	0	2	1	0	15-16	2-3	2	10.84
Feb 22	N. COLORADO	9.0	15	15	14	7	8	5	1	0	3	0	4	1	0	11-15	2-4	2	11.40
Feb 22	N. COLORADO	9.0	9	4	4	3	8	1	0	1	0	0	1	1	0	13-4	3-4	3	10.29
Feb 23	N. COLORADO	9.0	12	7	6	3	7	2	0	1	1	0	1	2	0	12-7	4-4	3	9.74

2025 SITUATIONAL GAME BY GAME

Date	Opponent	Total h/ab	vs Left	vs Right	With Runners	Bases Empty	Bases Loaded	With 2-outs	With RBI-op	Reach as Leadoff	3rd and LT 2out	LOB
Feb 14	vs Austin Peay	11-38	1-11	10-27	5-18	6-20	0-4	5-14	4-13	2-9	1-2	13
Feb 15	vs UC Irvine	4-30	2-10	2-20	2-12	2-18	0-0	1-10	1-8	3-9	1-1	5
Feb 16	vs Seton Hall	8-25	5-8	3-17	3-11	5-14	0-0	1-8	2-6	5-8	2-5	4
Feb 18	at Arizona	4-24	0-0	4-24	0-4	4-20	0-0	3-10	0-1	1-7	0-0	4
Feb 21	N. COLORADO	23-48	0-0	23-48	17-31	6-17	1-2	8-16	12-25	3-9	7-10	11
Feb 22	N. COLORADO	16-41	0-0	16-41	9-26	7-15	0-0	6-16	4-16	5-9	3-5	10
Feb 22	N. COLORADO	16-39	0-0	16-39	8-25	8-14	0-0	3-10	4-17	5-9	2-4	10
Feb 23	N. COLORADO	14-34	0-0	14-34	7-19	7-15	3-6	3-9	4-13	5-8	5-8	6
Feb 25	NM STATE	9-32	0-0	9-32	5-16	4-16	1-2	0-8	2-9	4-8	4-5	7
Totals		105-311	8-29	97-282	56-162	49-149	5-14	30-101	33-108	33-76	25-40	70
		.338	.276	.344	.346	.329	.357	.297	.306	.434	.625	

Date	Opponent	Score Score	Total h/ab	vs Left	vs Right	With Runners	Bases Empty	With 2-outs	Reach as Leadoff	Gnd Out	Fly Out	ERA
Feb 14	vs Austin Peay	9-6	8-35	1-7	7-28	3-12	5-23	3-13	2-9	7	10	6.00
Feb 15	vs UC Irvine	4-18	15-38	8-17	7-21	8-24	7-14	0-8	6-9	5	8	11.50
Feb 16	vs Seton Hall	5-3	10-36	2-11	8-25	3-21	7-15	0-8	3-9	7	11	8.67
Feb 18	at Arizona	0-10	11-29	6-17	5-12	7-14	4-15	2-8	4-7	7	6	9.72
Feb 21	N. COLORADO	15-16	20-46	3-6	17-40	17-32	3-14	1-9	4-10	12	7	10.84
Feb 22	N. COLORADO	11-15	15-41	3-4	12-37	12-33	3-8	4-12	5-12	11	7	11.40
Feb 22	N. COLORADO	13-4	9-34	1-4	8-30	3-11	6-23	6-16	2-11	9	8	10.29
Feb 23	N. COLORADO	12-7	12-37	2-5	10-32	6-16	6-21	7-15	2-10	11	7	9.74
Feb 25	NM STATE	7-0	2-27	1-11	1-16	0-9	2-18	2-11	3-13	12	4	8.62
Totals		76-79	102-323	27-82	75-241	59-172	43-151	25-100	31-90	81	68	8.62
			.316	.329	.311	.343	.285	.250	.344			

2025 PER-GAME STATISTICS

Record: 5-4 Home: 3-2 Away: 0-1 Neutral: 2-1 MW: 0-0

Player	g	ab	h/g	2b/g	3b/g	hr/g	bb/g	so/g	rbi/g	sb/g	r/g	*ab	*r	*h	*rbi	*bb	*k	*tb	*fly	*gnd
10 ORIACH, Jordy	9	39	1.89	.56	.00	.33	.33	.56	1.11	.00	1.22	90	25	39	23	6	11	72	20	18
14 CARRIS, Akili	8	35	1.88	.38	.00	.00	.13	.88	1.50	.13	.63	97	13	41	33	2	19	50	25	11
2 BRASS, Cooper	7	27	1.57	.29	.00	.00	.43	.57	1.00	.43	.86	81	18	33	21	9	12	39	24	15
9 MCALISTER, Josh	9	26	1.11	.11	.00	.22	.67	.78	.56	.33	.78	74	20	28	14	17	20	48	11	17
47 OTT, Ethan	7	27	1.43	.43	.14	.14	.43	1.14	1.43	.00	1.14	77	22	28	28	8	22	51	20	11
24 WILLIAMS, Brodey	5	19	1.40	.40	.00	.00	.80	.40	.40	.00	1.20	79	25	29	8	16	8	37	16	25
15 WALKER, Khalil	9	34	1.33	.22	.22	.11	.11	.22	.67	.22	.67	89	15	31	15	2	5	55	31	26
3 WASLEFSKY, Karse	9	32	1.11	.22	.11	.11	.33	.56	.78	.22	.78	88	19	27	19	8	13	47	27	19
12 ASBY, Will	9	36	.78	.44	.00	.11	.56	.67	.44	.00	1.33	80	26	15	8	11	13	31	31	22

20 BANISTER, Luke	1	5	2.00	.00	.00	.00	.00	1.00	1.00	.00	2.00	100	40	40	20	0	20	40	40	0
4 WOOD, Tye	6	6	.33	.00	.17	.17	.33	.50	.50	.00	.50	66	33	22	33	22	33	77	11	0
43 TRUJILLO, Gene	4	11	.25	.00	.00	.00	.25	1.50	.00	.00	.50	73	13	6	0	6	40	6	13	13
29 HERD, Caleb	3	11	.33	.00	.00	.33	.00	2.33	.67	.00	.33	100	9	9	18	0	63	36	27	0
26 MANSY, Luke	4	2	.00	.00	.00	.00	.25	.25	.00	.00	.00	50	0	0	0	25	25	0	25	0
48 NEIL, Andrew	4	1	.00	.00	.00	.00	.00	.25	.00	.00	.00	50	0	0	0	0	50	0	0	0
5 MILLER, Shane	1	0	.00	.00	.00	.00	.00	.00	1.00	.00	.00	0	0	0	100	0	0	0	100	0
Totals	9	311	11.67	2.67	.56	1.22	3.67	7.22	7.78	1.22	8.44	83	20	28	18	8	17	46	23	16
Opponents	9	323	11.33	3.00	.56	.78	3.89	8.44	8.11	.67	8.78	83	20	26	18	9	19	41	17	21

* = average based on 100 plate appearances

(All games Sorted by Earned run avg)

Player	app	ip	ip/app	w-l	+ip	+h	+r	+er	+bb	+so	+2b	+3b	+hr	+bf	+era	+fly	+gnd
34 BARNHOUSE, Josh	5	9.2	1.2	1-0	9.0	6.5	1.9	1.9	0.0	5.6	1.9	0.9	---	32.6	1.86	11.2	9.3
39 CASTILLO, Ryan	2	9.0	4.1	1-0	9.0	11.0	4.0	3.0	2.0	8.0	2.0	---	---	39.0	3.00	9.0	8.0
8 ALVAREZ, Diego	2	10.0	5.0	1-1	9.0	11.7	6.3	6.3	1.8	6.3	1.8	0.9	0.9	40.5	6.30	7.2	11.7
31 PENGELLY, Dayne	3	10.0	3.1	1-0	9.0	10.8	8.1	8.1	3.6	8.1	1.8	---	---	44.1	8.10	7.2	9.9

7 WHITE, Tommy	2	5.0	2.1	1-0	9.0	9.0	1.8	1.8	3.6	12.6	---	---	1.8	37.8	1.80	7.2	5.4
23 CUNNINGHAM, Ty	3	5.0	1.2	0-0	9.0	3.6	1.8	1.8	5.4	9.0	1.8	---	---	36.0	1.80	7.2	10.8
27 LOPEZ, David	2	6.1	3.0	0-1	9.0	7.1	11.4	8.5	8.5	9.9	1.4	---	---	49.7	8.53	7.1	9.9
49 MESSMORE, Jack	3	5.1	1.2	0-1	9.0	13.5	11.8	10.1	5.1	8.4	8.4	1.7	---	48.9	10.12	6.8	11.8
33 PURSER, Daxton	3	8.0	2.2	0-1	9.0	13.5	13.5	13.5	3.4	13.5	4.5	1.1	2.2	45.0	13.50	5.6	7.9
13 ROMERO, Matt	2	1.1	0.2	0-0	9.0	0.0	13.5	13.5	13.5	0.0	---	---	---	47.2	13.50	0.0	27.0
11 CORNELIUS, Matt	3	4.2	1.1	0-0	9.0	17.4	15.4	15.4	9.6	9.6	5.8	---	1.9	52.1	15.43	7.7	5.8
25 WISEMAN, Luke	3	1.2	0.1	0-0	9.0	32.4	16.2	16.2	0.0	21.6	5.4	5.4	---	64.8	16.20	5.4	0.0
6 MCBROOM, Brian	1	1.0	1.0	0-0	9.0	18.0	18.0	18.0	0.0	0.0	9.0	---	---	54.0	18.00	9.0	18.0
38 LEHMBECK, Blake	1	1.0	1.0	0-0	9.0	9.0	18.0	18.0	0.0	0.0	9.0	---	---	45.0	18.00	27.0	0.0
35 MONTEFORTE, Presl	1	0.1	0.1	0-0	9.0	81.0	54.0	54.0	0.0	27.0	27.0	---	---	99.0	54.00	0.0	0.0
19 STILL, Justin	1	0.0	0.0	0-0	9.0	99.0	99.0	99.0	99.0	0.0	99.0	---	---	99.0	99.00	0.0	0.0
42 BELL, Blake	1	0.0	0.0	0-0	9.0	99.0	99.0	99.0	99.0	0.0	---	---	99.0	99.0	99.00	0.0	0.0
Totals	9	78.1	8.2	5-4	9.0	11.7	9.1	8.6	4.0	8.7	3.1	0.6	0.8	44.2	8.62	7.8	9.3
Opponents	9	75.0	8.1	4-5	9.0	12.6	9.1	8.2	4.0	7.8	2.9	0.6	1.3	44.6	8.16	10.4	7.4

+ = average based on 9-inning game

Hitting minimums - 1 Games 1 AB 2.0 AB/Game 1 TPA 2.0 TPA/Game

Pitching minimums - 1 Games 1.0 IP/Game

SINGLE-GAME RECORDS

AT-BATS

58	vs. New Mexico St.....	2/9/02
57	vs. Fresno St.....	4/1/99
56	vs. Air Force	5/14/09
56	vs. Binghamton	3/7/09
56	vs. Air Force	5/2/03
55	vs. Fresno St.....	4/9/16
54	vs. Hawaii.....	3/14/97
54	vs. New Mexico St.....	2/24/72
53	vs. Oklahoma St.....	2/16/13
53	vs. Coppin St.....	4/18/10
53	vs. New Mexico St.....	3/30/99
53	vs. Colorado St.....	3/17/73
53	vs. Northern Colorado.....	2/27/05

RUNS

31	vs. UNLV.....	3/9/24 (W, 31-15)
31	vs. Air Force	4/17/04 (W, 31-11)
30	vs. Northern Colo. 2/24/23 (W, 30-1)	
30	vs. Binghamton	3/7/09 (W, 30-2)
29	at UNLV.....	3/24/17 (W, 29-8)
29	vs. Coppin St.....	4/18/10 (W, 29-3)
28	vs. N.M. Highlands. 2/9/03 (W, 28-5)	
28	vs. N.M. St.....	3/30/99 (W, 28-18)
27	vs. Fresno St.....	4/1/99 (W, 27-26)
27	vs. Rice	4/12/98 (W, 27-26)
27	vs. Iowa	3/24/85 (W, 27-13)
27	vs. Creighton.....	3/26/71 (W, 27-5)
26	vs. Air Force	4/12/08 (W, 26-9)
26	vs. Air Force	4/14/06 (W, 26-11)
26	vs. Utah.....	3/13/93 (W, 26-8)

HITS

32	vs. Fresno St.....	4/1/99
31	vs. Binghamton	3/7/09
30	vs. Hawaii.....	3/14/97
29	vs. UNLV.....	3/9/24
29	vs. Coppin St.....	4/18/10
29	vs. Air Force	4/17/04
28	vs. Northern Colo.	2/24/23
28	at Air Force.....	3/4/17
28	vs. Air Force	4/12/08
28	vs. New Mexico St.....	3/30/99
27	vs. Air Force	5/2/03
26	vs. San Diego St.....	5/26/12
26	vs. Northwestern	2/22/97
26	vs. Washington.....	3/26/95

RBI

28	vs. UNLV.....	3/9/24
28	vs. Coppin St.....	4/18/10
28	vs. Binghamton	3/7/09
28	vs. Air Force	4/17/04
27	vs. Northern Colo.	2/24/23
27	vs. Iowa	3/24/85
26	vs. Air Force	4/12/08
26	vs. N.M. Highlands	2/9/03
26	vs. New Mexico St.....	3/30/99
26	vs. Rice	4/12/98
25	vs. Air Force	4/14/06
24	vs. UNLV	3/24/17
24	vs. Fresno St.....	4/1/99
24	vs. Utah.....	4/23/94

DOUBLES

13	vs. N.M. Highlands	2/9/03
10	vs. Coppin St.....	4/18/10
9	at Nevada.....	4/21/13
9	vs. Northern Colorado.....	3/5/06
9	vs. Utah.....	3/16/02
9	vs. UNLV	4/4/98

8	at New Mexico State.....	3/29/22
8	vs. Fresno St.....	3/31/17
8	vs. San Jose St.....	5/9/15
8	vs. San Jose St.....	5/10/15
8	vs. San Diego St.....	3/17/00
8	vs. Fresno St.....	4/1/99
8	vs. Rice	4/12/98
8	vs. UTEP.....	4/18/80
8	vs. Southern Colorado.....	5/17/75

TRIPLES

7	vs. Southern Colorado.....	3/27/76
6	vs. TAMU-CC.....	2/21/09
6	vs. Hartford.....	3/16/86
5	vs. Holy Cross	2/25/22
4	vs. Coppin St.....	4/18/10
4	vs. ENMU.....	4/30/97
4	vs. Colorado St.....	3/20/75
4	vs. NE Illinois	4/18/78
4	vs. UTEP.....	5/11/73
4	vs. Northern Illinois.....	3/27/72

HOME RUNS

10	vs. New Mexico St.....	3/30/99
8	vs. Air Force	4/12/08
8	vs. Air Force	4/18/04
7	vs. Fresno State	4/29/23
6	vs. Air Force	5/6/17
6	vs. Binghamton	2/18/17
6	vs. Fresno St.....	4/9/16
6	vs. Air Force,	4/13/06 (Game 2)
6	vs. Air Force,	4/17/04
6	vs. UNLV	5/9/99
6	vs. Rice	4/12/98
6	vs. New Mexico St.....	2/25/98
6	vs. Utah.....	5/15/94
6	vs. Air Force	4/26/86
6	vs. Air Force	4/25/86

TOTAL BASES

63	vs. New Mexico St.....	3/30/99
61	vs. Air Force	4/12/08
54	vs. Fresno St.....	4/1/99

WALKS

17	vs. Hofstra.....	3/2/24
17	at Hawai'i.....	2/21/16
16	vs. Air Force	4/17/04
15	vs. Fresno St.....	3/31/17
14	at UNLV.....	3/24/17
14	at Utah.....	4/4/87

STOLEN BASES

9	vs. Wayland Baptist.....	4/13/94
8	vs. Maine	3/18/94
8	vs. New Mexico St.....	2/11/00
8	vs. Brigham Young	4/8/00
7	vs. New Mexico St.....	4/17/13
7	vs. Toledo.....	3/10/02
7	vs. N.M. Highlands.....	2/10/98
7	vs. Grand Canyon.....	5/4/96

LONGEST GAME (Innings)

15	NMSU 4, UNM 3.....	2/9/02
15	UNM 10, Gonzaga 8	3/31/72
14	UNM 8, ENMU 7.....	2/5-6/96
14	UNM 9, Colorado St. 8.....	3/17/73

NO-HIT GAMES (2)

Jim Kremmel.....	4/17/70
vs. Arizona (9 innings)	
Mike Connell	3/24/77
vs. N.M. Highlands (7 innings)	

ONE-HIT GAMES (11)

Tommy Bruskas	5/8/59
at New Mexico St.	
Lloyd Randel	4/28/62
at ENMU, 4/28/62	
Cliff Fowler	3/6/65
at UTEP (7 innings)	
Stan Quintana.....	3/22/65
vs. Colorado St. (7 innings)	
Cliff Fowler	4/15/65
vs. San Francisco St.	
Cliff Fowler	3/23/67
vs. UTEP (7 innings)	
Tony Sexton & Chuy Armendariz	3/9/68
at New Mexico St. (6 innings)	
Jim Kremmel	3/22/69
vs. Colorado St. (7 innings)	
Ron Sims	3/25/73
vs. New Mexico St. (7 innings)	
Tom Bepko & Craig Steiner	3/6/76
vs. Colorado Mines (7 innings)	
Tyler Stevens.....	4/12/15
vs. Air Force	

SINGLE GAME STRIKEOUTS

18	Jim Kremmel	3/30/70
vs. ENMU		
18	Jim Kalk	3/14/64
vs. Colorado St. (7 innings)		
17	Justin Armbruster	3/13/21
at Fresno State		
17	Jim Serrano	2/17/98
vs. Point Loma		
17	Tommy Bruskas	5/8/59
at NMSU		
17	Cliff Fowler	3/19/65
at New Mexico St. (8 innings)		
17	Bob McAulay	4/29/66
vs. Arizona St.		
16	Gig Brummel	4/29/61
vs. New Mexico St. (7 innings)		
16	Gary Jacobs	3/23/70
vs. Colorado St.		
16	Arnie Marzullo	3/16/73
vs. Colorado		
15	Jim Kalk	3/29/64
vs. Air Force		
15	Jim Kalk	4/11/64
vs. New Mexico St.		
15	Bob McAulay	4/7/66
vs. UTEP (7 innings)		
15	Bob McAulay	5/13/66
vs. UTEP		
15	Jim Kremmel	4/10/70
vs. Arizona St.		
15	Chris Cooper	2/25/00
vs. Southern Utah		

INNINGS PITCHED

12	Jim Coleman	5/15/92
vs. San Diego St.		
11	Tom Bepko	3/27/75
vs. South Dakota St.		

PROGRAM RECORDS

AT-BATS

Game: ..8.....Done 3 times
 Hank Garcia1972
 vs. Gonzaga (3/31)
 Chris Armstrong1999
 vs. Fresno St. (4/1)
 Josh Mader2003
 vs. Air Force (5/2)
Season:..275....Tony Cairns(2001)
Career:...960...Daniel Stovall..... (2004-07)

RUNS

Game:6.....Done 6 times
 Justin Howard2010
 vs. Coppin St. (4/18)
 Dane Hamilton2009
 vs. Binghamton (3/7)
 Brian Cavazos-Galvez..2009/08
 vs. AF (5/16) & (4/12)
 Sean Murray2004
 vs. Air Force (5/15)
 Lon Yamaguchi1998
 vs. N.M. St. (2/25)
Season:..86.....Jim Fregosi(1985)
Career:...248 ...Lon Yamaguchi.... (1996-99)

HITS

Game:.....6.....Done 8 times
 John Pustay.....2012
 at Air Force (4/5)
 Justin Howard2010
 vs. Coppin St. (4/18)
 Mike Brownstein2009
 vs. Air Force (5/14)
 Dane Hamilton2009
 vs. Binghamton (3/7)
 Brian Cavazos-Galvez 2008
 vs. Air Force (4/12)
 Cory Robbins1999
 vs. N.M. St. (3/23)
 Ronnie Meng1995
 vs. Nebraska (3/19)
 Aaron Santini1993
 vs. Regis (3/6)
Season:..125Keith Hagman(1980)
Career:...340 ..Travis Young(1994-97)

RBI.....

Inning:....8.....Jonathan Gallegos.....1993
 vs. Utah (3/13)
Game:.....10.....Brian Cavazos-Galvez 2008
 vs. Air Force (4/12)
 Mark Gulseth1992
 vs. San Diego St. (4/19)
Season:...95.....Keith Hagman(1980)
Career:...226...Daniel Stovall (2004-07)

DOUBLES

Game:.....4Done 4 times
 Justin Howard2010
 vs. San Diego St. (5/2)
 Justin Howard2010
 vs. Coppin St. (4/18)
 Joe Salas2004
 vs. Air Force (4/17)
 Dusty Young2003
 vs. N.M. Highlands (2/9)
Season:...35.....Robert Gonzales(1998)
Career:...78DJ Peterson (2011-13)
 Daniel Stovall..... (2004-07)

TRIPLES

Game:.....3.....Jim Economides1957
 vs. Denver
Season:...17Keith Hagman (1980)
 (NCAA record)
Career:...31Larry Harrison(1980-83)

HOME RUNS

Game:.....4Brian Cavazos-Galvez .2008
 vs. Air Force (4/12)
Season:...25.....Chris Alexander (2003)
Career:...53.....Aaron Sisk..... (1998-00)

GRAND SLAMS

Game:.....2**Reed Spenrath (2024)**
vs. Nevada (5/10)
2.....Mark Gulseth1992
 vs. San Diego St. (4/19)
Season:...4**Will Asby (2024)**
3.....Mark Wulfert(1995)
Career:...5.....Mark Wulfert(1993-95)

TOTAL BASES

Game:.....19.....Brian Cavazos-Galvez .2008
 vs. Air Force (4/12)
Season:..207 ...Keith Hagman (1980)
Career:...550 ...Daniel Stovall (2004-07)

STOLEN BASES

Game:.....5.....Cory Robbins1998
 vs. N.M. Highlands (2/10)
Season:...56.....Luke Oglesby(1993)
Career:...123.....Travis Young(1994-97)

WALKS

Game:.....5.....Done 2 times
 DJ Peterson.....2013
 vs. UC Riverside (3/9)
 Luke Oglesby1993
 vs. Texas Tech (2/25)
Season:..56Mike Foote(1980)
Career:...152.....Lon Yamaguchi(1996-99)

HIT BY PITCH

Game:.....3.....Done 3 times:
 Jared Holley2013
 vs. LaSalle (3/5)
 Jordan Pacheco2006
 vs. New Mexico St. (2/28)
 Paul Huitt1990
 vs. N.M. Highlands (2/28)
Season:..19.....Aaron Santini(1992)
Career:...40.....Jared Holley(2013-16)

SEASON STATISTICAL RECORDS

BATTING AVERAGE

1. .3632009
 2. .3611986
 3. .3551985
 4. .3541980
 5. .3462010
 6. .34542002
 7. .34512003
 8. .34441993
 9. .34431999
 10. .3381997

WIN PCT. (min. 40 games)

1. .740 (37-13-0).....1968
 2. .712 (42-17-0).....1985
 3. .674 (29-14-0).....1972
 4. .651 (41-22-0).....1980
 5. .649 (37-20-0)2009
 6. .647 (37-20-1)2014
 7. .633 (38-22-0)2010
 8. .629 (39-23-0)2016
 9. .627 (37-22-0)2013
 10. .625 (35-21-0)2000
 .625 (35-21-0)1993

ERA

1. 2.871968
 2. 3.401969
 3. 3.861975
 4. 3.921976
 5. 4.071962
 6. 4.131977
 7. 4.211973
 8. 4.232014
 9. 4.291970
 4.291967

FIELDING PCT.

1. .9762009
 2. .9742023
 .9742017
 4. .9732008
 5. .9722015
 6. .9712021
 .9712016
 .9712010
 9. .9702007
 10. .9692013
 .9692006

SLUGGING PCT.

1. .6041986
 2. .5721985
 3. .5701980
 4. .5671998
 5. .5642003
 6. .5602023
 7. .5542010
 8. .5451999
 9. .5422005
 10. .5151993

ON BASE PERCENTAGE

1. .4451985
 2. .4441993
 3. .4431986
 4. .4401980
 5. .4322009
 6. .4242003
 7. .4222013
 8. .4221987
 9. .4201992
 10. .4191994

LAST TIME IT HAPPENED...

HITTING (Individual)

Grand slam: **Reed Spenrath (x2) vs Nevada, 5/10/24**
 Hit for the cycle: Danny Collier vs. Air Force, 3/24/18
 Five hits: **Khalil Walker vs. UNLV, 3/9/24**
 Six hits: Carl Stajduhar vs. Fresno St., 4/9/16
 Eight at bats: Josh Mader vs. Air Force, 5/2/03
 Four runs: **Jake Holland at Nevada, 3/17/24**
 Five runs: **Khalil Walker vs. UNLV, 3/9/24**
 Six runs: Justin Howard vs. Coppin St., 4/18/10*
 Five RBI: **Jake Holland vs. San Jose St., 3/22/24**
 Six RBI: **Will Asby at Texas Tech, 4/23/24**
 Seven RBI: **Jake Holland vs. San Jose St., 3/23/24**
 Eight RBI: Justin Olson vs. Fresno State, 4/29/23
 Nine RBI: **Reed Spenrath vs Nevada, 5/10/24**
 10 RBI: Brian Cavazos-Galvez vs. Air Force, 4/12/08*#
 Three doubles: **Jake Holland at Nevada, 3/17/24**
 Four doubles: Reece Weber vs. San José St., 5/10/15
 Four extra-base hits: **Jake Holland at Nevada, 3/17/24**
 Two triples: **Reed Spenrath at Nevada, 3/16/24**
 Back-to-back-to-back triples: ... Mike Brownstein, Dane Hamilton,
 Brian Cavazos-Galvez vs. TAMU-CC (Game 2), 2/21/09
 Inside-the-Park home run: ... **Josh McAlister vs. Seton Hall, 2/16/25**
 Walk-off home run: **Devon Dixon vs. San Diego St., 4/28/24**
 Walk-off grand slam: **Devon Dixon vs. San Diego St., 4/28/24**
 Two home runs: **Will Asby at Texas Tech., 4/24/24**
 Three home runs: **Reed Spenrath vs Nevada, 5/10/24**
 Four home runs: Brian Cavazos-Galvez vs. Air Force, 4/12/08*#
 Two home runs in one inning: Josh Mader at Utah, 4/8/04
 Two+ players with multi-homers: Brian Cavazos-Galvez (4),
 Kevin Atkinson (2) vs. Air Force, 4/12/08
 Back-to-back homers: **Chase Weissenborn, Khalil Walker**
 **at Texas Tech., 4/24/24**
 Back-to-back-to-back homers: Daniel Stovall, Matt Hibbitts,
 Ian Hollick vs. Hawaii-Hilo, 4/28/07
 Multiple back-to-back homers in same game: (2), Joe Salas,
 Daniel Stovall, vs. Air Force, 5/16/04
 HR in 3 straight games: ... **Jake Holland vs. San Jose St., 3/22-24/24**
 HR in 4 straight games: ... **Jake Holland vs. NMSU, SJSU, 3/17-24/24**
 Three + sacrifice bunts in a game: 3, Jared Holley at Nevada
 4/20/13
 Four strikeouts: Deylan Pigford vs. Fresno State, 4/28/23
 Three HBP: Jared Holley vs. LaSalle, 3/5/13
 Three stolen bases: **Tye Wood vs. Nevada, 5/11/24**
 Four Walks: **Reed Spenrath vs. Hofstra, 3/2/24**
 Five Walks: DJ Peterson vs. UC Riverside, 3/9/13*

HITTING (Team)

Five + home runs (team): ... 7, vs. Fresno State (W, 17-7), 4/29/23
 20+ hits: **21, at Texas Tech (W, 17-3), 4/24/24**
 25+ hits: **25, vs. Fresno St. (L, 23-19), 4/13/24**
 30+ hits: 31, vs. Binghamton (Game 1), 3/7/09
 Allowed 20 + hits: **26, vs. San Jose St., 3/22/24**
 20+ runs: 20, vs. St. Bonaventure (W, 20-3), 3/4/23
 Allowed 20 + runs: **23, vs. Fresno St. (L, 23-19), 4/12/24**
 30+ runs: **31, vs. UNLV (W, 31-15), 3/9/24**
 20+ RBI: **28, vs. UNLV (W, 31-15), 3/9/24**
 40+ total bases: 42, vs. Fresno State, 4/29/23
 50+ total bases: 52, vs. Northern Colorado, 2/24/23
 60+ total bases: 61, vs. Air Force, 4/12/08
 No strikeouts: 5/4/14 vs. San Diego St. (35 at-bats)
 No walks: 3/31/23 vs. San Diego State (34 at-bats)
 10+ strikeouts: **14, at UNLV, 5/3/24**
 10+ walks: **10, at NM State, 4/30/24**
 15+ walks: **17, vs. Hofstra, 3/2/24**
 5+ HBP: 5, vs. San Jose State, 4/29/22
 Was no-hit (7-inning game): **at San Diego State, 3/29/24**
 Was no-hit (9-inning game): at Wichita St., 3/20/90

PITCHING (Individual)

No-hitter (7-inning game): Mike Connell vs. N.M. Highlands,
 3/24/77
 No-hitter (9-inning game): Jim Kremmel vs. Arizona, 4/17/70
 One-hitter: Tyler Stevens vs. Air Force, 4/12/15
 Complete game:
 Cody Dye vs. UNLV, 4/21/18.....
 Justin Armbruster at San Jose State, 5/22/21 (7 innings)
 Complete-game shutout: Colton Thomson vs. Nevada, 5/26/16
 10+ strikeouts: ..12, Justin Armbruster at San Jose State, 5/22/21
 15+ strikeouts:17, Justin Armbruster at Fresno State, 3/13/21
 No walks (complete game): Justin Armbruster at San Jose State,
 5/22/21

PITCHING (Team)

10+ strikeouts: **14, vs. Nevada, 5/10/24**
 15+ strikeouts:16, vs. Nevada, 3/27/21
 No strikeouts:3/5/17 at Air Force
 ... (J. Tripp 30 BF; D. Gillespie 5 BF, A. Isenhardt 1 BF, C. Tripp 8 BF)
 No walks: **vs. South Dakota State, 2/22/24**
 10 + walks:at California, 5/14/22

FIELDING

Five+ errors (Team): 6, vs. San Jose State, 4/8/23
 Three+ errors (Ind.):3, Hayden Schilling
vs. Central Michigan, 2/22/18
 Eight+ assists: 8, Konner Kinkade
vs. Texas Tech, 3/28/23
 Caught three runners stealing: Mitch Garver
vs. Texas Tech, 4/25/12
 15 + putouts:15, Reed Spenrath
vs. New Mexico State, 3/21/23
 UNM turned a triple play: 5/13/16 vs. Nevada (4-6-3-2)
 UNM hit into a triple play: 4/23/09 at BYU

SCORING AND MISCELLANEOUS

Stole home:Harry Fullerton vs. Nevada, 3/27/21
 Stole seven+ bases: 7, 4/17/13 vs. New Mexico St. (W, 13-6)
 Tied:4/28/19 at Fresno St. (T, 6-6)
 Shut out: **5/11/24 vs. Nevada (L, 0-2)**
 Shut out opponent: **5/10/24 vs. Nevada (W, 16-0)**
 Shut out at home: **5/11/24 vs. Nevada (L, 0-2)**
 Shut out on the road: **3/29/24 at San Diego St. (L, 0-13/7 Inn.)**
 Shut out opponent at home: **5/10/24 vs. Nevada (W, 16-0)**
 Shut out opponent on road: .4/18/23 at New Mexico St. (W, 13-0)
 Recorded back-to-back shutouts:5/6-5/7, 2011
vs. Air Force (5-0, 10-0)
 Recorded three straight shutouts:2/24-3/3, 1973
vs. New Mexico St. (1-0) and New Mexico Highlands (7-0, 4-0)
 Shut out in back-to-back games:3/14-15/2017 at Oklahoma St.
 Most runs in three-game series: 73, vs. Air Force (4/13-14, 2006)
 Consecutive one-run games:**2, vs. UNLV, at ASU (3/10-12/24)**
 Four straight one-run games:vs. BYU, Gonzaga, Northern
 Colorado, 2/15-23, 2020
 Five straight one-run games: March 18-24, 2015*

LAST TIME IT HAPPENED... CONTINUED

EXTRA INNINGS

Won an extra-inning game: 4/30/23 vs. Fresno State (6-5, 10 inn.)
Lost an extra-inning game: 3/2/24 vs. Hofstra (15-16, 10 Inn.)
Extra inning games in a row: 2, 4/23-4/24, 2021 at Washington
3 straight extra-inning games: at Utah, 4/9-11, 2009
Played a 10-inning game: 3/2/24 vs. Hofstra
Played an 11-inning game: vs. Fresno State, 3/13/22 (W, 9-8)
Played a 12-inning game: vs. Minnesota, 2/20/22 (W, 4-3)
Played a 13-inning game: vs. Columbia, 6/1/13 (L, 6-5, NCAA Tourn.)
Played a 14-inning game: vs. Eastern N.M., 2/5-6, 1996 (W, 8-7)
Played a 15-inning game: at New Mexico St., 2/9/02 (L, 4-3)

IN AN INNING

10+ runs in an inning: 10, at UNLV (5/5/24)
15+ runs in an inning: 15, vs. Savannah St., 3/11/05
4+ homers in an inning: 4, at Air Force, 5/19/05
5+ doubles in an inning: 5, at Nevada, 4/21/13
4+ triples in an inning: 4, vs. TAMU-CC (Game 2), 2/21/09^
10+ hits in an inning: 10, at UNLV (5/5/24)
10+ consecutive hits: 10, at UNLV (5/5/24)
10+ consecutive batters reach base: 11, at UNLV (5/5/24)
15+ consecutive batters reach base: .16, vs. Savannah St., 3/11/05
Player w/hits from both sides of plate: Sam Haggerty
 vs. Fresno St. 4/12/13

UNM SCORING IN AN INNING

Most runs in top of 1st: 11, at Air Force (5/14/09)
Most runs in top of 2nd: 10, 2x, last at Air Force (4/15/97)
Most runs in top of 3rd: 8, 3x, last at Air Force (4/25/10, Game One)
Most runs in top of 4th: 12, at Air Force (4/15/07)
Most runs in top of 5th: 12, at Air Force (4/17/04)
Most runs in top of 6th: 10, at Air Force (5/19/16)
Most runs in top of 7th: 10, at UNLV (5/5/24)
Most runs in top of 8th: 12, at Utah (4/1/00)
Most runs in top of 9th: 9, at New Mexico St. (2/16/86)
Most runs in top of 10th: 4, at Texas St. (2/11/06)
Most runs in top of 11th: 6, at Arizona (1/30/93)
Most runs in top of 12th: 3, at Washington (4/24/21)
Most runs in top of 13th: N/A
Most runs in top of 14th: N/A
Most runs in top of 15th: 1, vs. Gonzaga at Fresno St. (3/31/72)

Most runs in bottom of 1st: 11, 2x, last vs. St. Bonaventure. (3/4/23)
Most runs in bottom of 2nd: 15, vs. Savannah St. (3/11/05)
Most runs in bottom of 3rd: 13, vs. NM Highlands (2/28/90)
Most runs in bottom of 4th: ... 12, vs. Air Force at UNLV (5/27/04)
Most runs in bottom of 5th: 10, 2x, last vs. Utah (4/22/06)
Most runs in bottom of 6th: 20, vs. Utah (3/13/93)*
Most runs in bottom of 7th: 11, vs. Texas St. (2/18/05)
Most runs in bottom of 8th: 12, 3x, last vs. Fresno St. (4/13/13)
Most runs in bottom of 9th: 9, 2x, last vs. New Mexico St. (3/26/02)
Most runs in bottom of 10th: 7, vs. Louisiana Tech (3/13/10)
Most runs in bottom of 11th: 2, 2x, last vs. Fresno St. (3/13/22)
Most runs in bottom of 12th: 2, vs. UNLV (3/9/14)
Most runs in bottom of 13th: 1, 2x, last vs. Northwestern (3/7/03)
Most runs in bottom of 14th: 1, 2x, last vs. ENMU (2/5-6, 1996)
Most runs in bottom of 15th: N/A

OPPONENT SCORING IN AN INNING

Most runs in top of 1st: 12, vs. BYU (3/26/94)
Most runs in top of 2nd: 9, vs. UC Riverside (4/18/19)
Most runs in top of 3rd: 12, vs. Wichita St. (3/16/89)
Most runs in top of 4th: 11, vs. Rice (4/11/98)
Most runs in top of 5th: 10, 2x, last vs. UNLV (4/3/22)
Most runs in top of 6th: 10, vs. BYU (4/11/02)
Most runs in top of 7th: 11, vs. BYU (4/6/00)
Most runs in top of 8th: 8, 2x, last vs. Rice (4/12/98)
Most runs in top of 9th: 12, vs. BYU (3/18/05, Game Two)

Most runs in top of 10th: 9, vs. San Francisco (3/18/06)
Most runs in top of 11th: 6, vs. Nevada at Las Vegas, Nev. (5/23/14)
Most runs in top of 12th: 1, 4x, last vs. UNLV (3/9/14)
Most runs in top of 13th: 1, 2x, last vs. Columbia (6/1/13)
Most runs in top of 14th: N/A
Most runs in top of 15th: N/A

Most runs in bottom of 1st: 11, at Arizona St. (2/9/80, Game One)
Most runs in bottom of 2nd: 16, at Texas Tech (3/15/22)*
Most runs in bottom of 3rd: 15, at Hawaii (4/22/89)
Most runs in bottom of 4th: 12, 2x, last at Air Force (4/15/90)
Most runs in bottom of 5th: 12, at Cal St. Fullerton (3/7/86)
Most runs in bottom of 6th: 12, at LMU (3/11/86)
Most runs in bottom of 7th: 9, at California (5/14/22)
Most runs in bottom of 8th: 11, vs. Oregon State (2/18/22)
Most runs in bottom of 9th: 4, 7x, last at Air Force (4/15/07)
Most runs in bottom of 10th: 4, at Air Force (4/24/65)
Most runs in bottom of 11th: 2, vs. BYU at San Diego St. (3/31/06)
Most runs in bottom of 12th: 2, vs. BYU at San Diego St. (3/31/06)
Most runs in bottom of 13th: N/A
Most runs in bottom of 14th: N/A
Most runs in bottom of 15th: 1, at New Mexico St. (2/9/02)

SERIES

Swept non-conf. series, home: ..vs. Northern Colo., 2/24-26, 2023
Swept non-conf. series, road: at No. 23 Oklahoma St., 3/14-15, 2017
Swept in non-conf. series, home: vs. Dallas Baptist, 3/4-6, 2016
Swept in non-conf. series, road: at California, 5/13-15/2022
Swept MW series, home: vs. San Diego State, 4/26-28, 2024
Swept MW series, road: at San Jose State, 5/22-23, 2021
Swept multiple MW series in a row: 3, 3/3/17-3/26/17
 at Air Force, vs. San José St., at UNLV
Swept in MW series, home: vs. San Diego State, 3/31-4/2, 2023
Swept in MW series, road: at Air Force, 5/8-9, 2021
Swept in multiple MW series in a row: 3, 4/2-5/9/2021
 at San Diego State, vs. Fresno State, at Air Force

WALK-OFFS

Won on last at-bat: 4/28/24
 Devon Dixon vs. San Diego State (9-7, 9 Inn.)
Back-to-back games won in last at-bat: 2/24/24
 vs. South Dakota State (12-11, 9-8)
Lost on last at-bat: 3/22/24
 vs. San Jose State
Scored two runs in last at-bat: 5/20/22
 vs. South Dakota State (13-2, run rule 7 innings)
Scored three runs in last at-bat: 2/24/24
 vs. Texas Tech (11-10, 9 innings)
Scored four runs in last at-bat: 4/28/24
 Devon Dixon vs. San Diego State (9-7, 9 Inn.)
Scored five runs in last at-bat: 5/20/22
 vs. Air Force (13-12, 9 innings)
Scored six runs in last at-bat: 5/20/22
 vs. Air Force (13-12, 9 innings)
Scored seven runs in last at-bat: 5/20/22
 vs. Air Force (13-12, 9 innings)
Scored nine runs in last at-bat: 3/21/99
 vs. TCU (17-16)
Allowed two runs in last at-bat: 3/18/23
 at Fresno State (8-9)
Allowed three runs in last at-bat: 4/2/21
 at San Diego State (9-10)
Allowed four runs in last at-bat: 4/2/21
 at San Diego State (9-10)
Allowed five runs in last at-bat: 4/2/21
 at San Diego State (9-10)
Allowed six runs in last at-bat: 4/2/21
 at San Diego State (9-10)

* = School record

= Mountain West record

SANTA ANA STAR FIELD - ALBUQUERQUE, N.M.

Santa Ana Star Field has become one of the toughest places for opponents to play in college baseball as The University of New Mexico baseball team is 166-98-2 (.629) since returning to its former location on March 24, 2013 after nine seasons at Isotopes Park. For decades the home of UNM baseball was known as Lobo Field, but thanks to a 10-year, \$1 million naming rights gift from Tamaya Enterprises, Lobo Field was rechristened Santa Ana Star Field on Dec. 11, 2015.

"We are delighted to strengthen our relationship with Tamaya Enterprises, who have been long-standing supporters of the Lobos," said former UNM Vice President for Athletics Paul Krebs. "The field naming rights is a great example of their commitment to the community and provides us an opportunity for Lobo Athletics to give back to the Pueblo of Santa Ana. The beneficiary of this field naming rights is not just our baseball program but our entire community and state." That was the second major announcement regarding the facility in a three-week span in 2015 as on Nov. 20, the UNM Board of Regents approved construction for the \$2.3 million R.D. and Joan Dale Hubbard Clubhouse.

"This has been a long process, but I want to thank the Hubbards, Scott Grady and his family, our administration, Vice President for Athletics Paul Krebs, and everyone on main campus that helped this project," UNM head coach Ray Birmingham said. "I could go on for hours thanking people because so many have helped make this possible." Santa Ana Star Field received a major upgrade that started before the 2013 season. It received a FieldTurf playing surface, upgraded scoreboard, dugouts, bullpens, and bleachers as a part of the first phase of the Santa Ana Star Field renovation. Further renovations and phases will enhance the concessions areas, the fan plaza between Santa Ana Star Field and the softball field, the press box and the bleachers. Lights were installed



in the fall of 2013.

"We have lights because of (former Lobo) Dee Dennis and a bunch of guys who chipped in to help me and Dee do this," Birmingham said. "This is Lobo Field. This is (the state of) New Mexico's baseball field, at least that's how I feel about it. ... There will not only be Lobo games on here, but there will also be state championship games here. We hope to bring in some great big tournaments over the years to this city and let our kids experience the world. We think New Mexico kids can get the rest of the experiences that the rest of the country has, then they will grow faster and realize they're as good

UNM ALL-TIME AT S.A.S. FIELD

YEAR	W	L	T	PCT.
2013	14	2	0	.875
2014	23	8	1	.734
2015	20	10	0	.667
2016	19	8	0	.704
2017	19	10	0	.655
2018	11	14	1	.442
2019	14	16	0	.467
2020	9	1	0	.900
2021	9	6	0	.600
2022	11	13	0	.458
2023	17	10	0	.630
2024	18	10	0	.640
2025	3	2	0	.600
TOTAL	185	108	2	.630

as anybody."

While now-ABCA Hall of Famer Rich Alday was UNM's head coach, his son Ambrose passed away at age 16 in 1995 from cancer. The Ambrose Alday Memorial Scholarship Fund was set up at New Mexico, and UNM's hitting facility was officially named in their honor ahead of UNM's home game on Feb. 23, 2024, with Norma and the Alday family honored pregame.

TV / PHOTO ROSTER

 <p>2 COOPER BRASS INF 5-10 R-FR</p>	 <p>3 KARSEN WASLEFSKY INF 5-11 JR</p>	 <p>4 TYE WOOD OF 5-11 SR</p>	 <p>5 SHANE MILLER INF 6-0 FR</p>	 <p>6 BRIAN MCBROOM RHP 6-0 SR</p>	 <p>7 TOMMY WHITE RHP 6-4 JR</p>	 <p>8 DEREK MONTIJO INF/OF 6-0 FR</p>
 <p>9 JOSH MCALISTER INF 6-2 SR</p>	 <p>10 JORDY ORIACH OF 6-5 JR</p>	 <p>11 AUSTIN MUNGUIA C 5-10 JR</p>	 <p>12 WILL ASBY OF 5-11 SR</p>	 <p>13 MATT ROMERO LHP 6-0 SR</p>	 <p>14 AKILI CARRIS INF 6-2 JR</p>	 <p>15 KHALIL WALKER OF 5-10 SR</p>
 <p>16 GRANT ORIGER RHP 6-2 FR</p>	 <p>17 CRISTIAN MOGEN RHP/INF 6-0 FR</p>	 <p>18 BECK SULLIVAN RHP 5-11 FR</p>	 <p>19 JUSTIN STILL LHP 6-3 SR</p>	 <p>20 LUKE BANISTER C 5-10 JR</p>	 <p>22 BEN BAKER-LIVINGSTON RHP 6-2 R-JR</p>	 <p>23 TY CUNNINGHAM RHP 6-3 JR</p>
 <p>24 BRODEY WILLIAMS C 6-0 JR</p>	 <p>25 LUKE WISEMAN RHP 6-0 R-JR</p>	 <p>26 LUKE MANSY INF/OF 5-10 JR</p>	 <p>27 DAVID LOPEZ RHP 6-2 SR</p>	 <p>28 CHARLES LAVIGNE RHP 6-5 FR</p>	 <p>29 CALEB HERD C 5-9 JR</p>	 <p>31 DAYNE PENGELLY RHP 6-2 SR</p>
 <p>32 SYDNEY WARD OF 6-0 JR</p>	 <p>33 DAXTON PURSER LHP 6-2 SR</p>	 <p>34 JOSH BARNHOUSE RHP 6-5 SR</p>	 <p>35 PRESLEY MONTEFORTE LHP 6-0 JR</p>	 <p>36 ELIAS FIDDLER UTL 6-0 JR</p>	 <p>38 BLAKE LEHMBECK RHP 6-1 SO</p>	 <p>39 RYAN CASTILLO RHP 6-5 SO</p>
 <p>42 BLAKE BELL RHP 6-4 FR</p>	 <p>43 GENE TRUJILLO 1B/OF 6-6 SO</p>	 <p>47 ETHAN OTT 1B/OF 6-2 SR</p>	 <p>48 ANDREW NEIL INF/UTL 6-0 SR</p>	 <p>49 JACK MESSMORE RHP/UTL 6-1 JR</p>		
 <p>TOD BROWN HEAD COACH</p>	 <p>MICHAEL LOPEZ PITCHING COACH</p>	 <p>MATT RISDON ASSISTANT COACH</p>	 <p>JUSTIN MITCHELL ASSISTANT COACH</p>	 <p>TYLER MCPHEAK DIR. OF OPS / DEVELOPMENT</p>		



TOD BROWN

HEAD COACH

Tod Brown was named the 12th Lobo Baseball Head Coach on June 17, 2021. He enters the 2024 season in his third year at the helm.

In Brown's second season, the Lobos posted their best winning percentage in a full season since 2017 (.510), finishing fifth in the Mountain West standings (26-25, 13-17 MW) and leading the league in a variety of categories including team batting average (.328), runs (441), RBI (411), triples (24), home runs (87), slugging % (.559) and on-base % (.406). UNM also improved from a 9.06 ERA as a team in Brown's first season to a 5.95 ERA — the program's lowest in a single season since 2016 — while

averaging only 3.20 walks per nine innings, its fewest since 2014. Following the completion of that season, RHP Isaac Gallegos became the first UNM player coached by Brown to be selected in the MLB Draft, going in the 16th Round to the Atlanta Braves.

The 2023 Lobos ranked in the Top 10 in the country in a variety of team statistical categories:

No. 3 in Batting Average (.329)

No. 9 in Double Plays per Game (0.94)

No. 5 in Doubles Per Game (2.45)

No. 10 in Runs per Game (8.60)

No. 4 in Slugging Percentage (.560)

No. 5 in Triples (24) and Triples per Game (0.47)

No. 10 in Walks Allowed per Nine Innings (3.20)

Following the 2023 season, the Lobos also got three All-MW selections — first baseman Reed Spennath was a first-team selection, while third baseman Dylan Ditzenberger and left fielder Lenny Junior Ashby were second-team selections. Ditzenberger went on to be named a CSC Academic All-American for his efforts on the field and in the classroom. Both UNM teams that Brown has coached (2022, 2023) have earned the ABCA Team Academic Excellence Award for their academic accomplishments.

In the 2022 season — Brown's first season in Albuquerque — UNM went 21-33 and finished sixth in the MW standings, with Lenny Junior Ashby and Jeffrey David named to the All-MW Second Team.

PRIOR TO UNM

Brown came to New Mexico after a successful 14 years and 341 wins with North Dakota State, where he currently sits as the second-winningest coach in program history and is the all-time leader in wins per season (24.4). In 2021, Brown led the Bison to the 2021 NCAA Tournament, winning its first Division I postseason game 6-1 over Mountain West opponent Nevada. In the same season, NDSU broke a school record with 20 Summit League victories, besting the previous record of 19 set by his 2017 team, and posted an overall record of 42-19. The Bison also led the nation with 25 road wins and set new school records in strikeouts (474) and putouts (1,567) in a single season.

Brown is no stranger to winning — he owns the two highest single season win totals in NDSU history (42 wins in 2021, 40 wins in 2012), and the only two 40+ win seasons by the program. Brown also owns three of the top-five single-season win totals in NDSU history. Under Brown's leadership, NDSU has played in five Summit League championship games, winning it outright in 2021 and 2014, and qualified for the league's baseball championship eight out of the last 11 years.

Brown took the helm of NDSU in 2008 and turned around a program that had faced three consecutive losing seasons, posting just 38 wins from 2005-07. In 2012, NDSU won a then-school-record 40 games, including an 8-2 win over a No. 5-ranked Arizona team that went on to win the 2012 College World Series. North Dakota State had a school-record .973 fielding percentage and posted a team ERA of 3.38, which was the program's lowest ERA in 37 years.

In 2016, the Bison posted a 29-25 overall record and set a new record for home wins at Newman Outdoor Field with 17 victories. In addition, North Dakota State set a new single season record in saves (17). NDSU defeated No. 19-ranked Minnesota on April 26 in Fargo, marking the second-ever win over an NCAA Division I top-25 opponent.

In the Summit League, Brown has coached two Summit League Players of the Year, one Summit League Newcomer of the Year, 46 All-Summit League selections, 22 Summit League Players of the Week, and 30 Summit League Pitchers of the Week. Under his leadership, Brown has also led players to two Collegiate Baseball Freshmen All-America selections and two College Baseball National Players of the Week.

Not only does Brown produce talent on the field, but also in the classroom. During his tenure at NDSU, Brown has had three NCAA Postgraduate Scholarship Winners, one Senior CLASS Award All-America, one CoSIDA Academic All-America Athlete of the Year, nine CoSIDA Academic All-America selections, 11 CoSIDA Academic All-District selections, one Summit League Scholar-Athlete of the Year, 16 Summit League Academic All-League selections, and was twice honored by NCAA with Public Recognition for perfect APR scores (2012-13 and 2015-16).

The Tucson, Ariz. native, was a left-handed pitcher for the Arizona Wildcats from 1989-94, leading the team in 1992 to a Pac-10 Championship. In 1993 he won six games and saved eight, setting a record with 35 appearances as Arizona fell one game short of Omaha.

Brown then made a career out of coaching college ball in the northern tier of the country. He came to NDSU after eight seasons in Ohio as the pitching coach and recruiting coordinator for Bowling Green State University.

During this time, he recruited or helped develop eight players who have reached the major leagues, including former UNM pitching standout Jamie Vermilyea, who played for the Lobos from 2001-03.

This list also includes Jay Flaa, who made his MLB debut this year, J.J. Hardy and pitcher Tim Wood

The Brown File

Education

University of Arizona

1989-94

Coaching Experience

2008-2021	Head Coach	North Dakota State
2022-Present	Head Coach	University of New Mexico

Career Coaching Record (Year-By-Year)

School	Year	Record	Win Pct.
NDSU	2008	15-30	.333
NDSU	2009	16-28	.372
NDSU	2010	22-30	.423
NDSU	2011	22-32	.407
NDSU	2012	40-20	.667
NDSU	2013	26-27	.491
NDSU	2014	25-26	.490
NDSU	2015	21-30	.412
NDSU	2016	29-25	.537
NDSU	2017	31-25	.554
NDSU	2018	26-24	.520
NDSU	2019	19-24	.442
NDSU	2020*	8-9	.471
NDSU	2021	42-19	.689
NDSU	14 yrs	341-350	.493
UNM	2022	21-33	.389
UNM	2023	26-25	.510
UNM	2024	28-26	.519
UNM	2025	5-4	.500
UNM	4 yrs	80-88	.473
Career	18 yrs	418-436	.489

*Incomplete season due to COVID-19

COACH BROWN VS. 2025 OPPONENTS

Opponent	Overall	UNM	Last
Air Force	7-8	7-8	4/21/24
Arizona	2-14	1-3	2/18/25
Austin Peay	1-0	1-0	2/14/25
Fresno State	8-7	8-7	4/14/24
Grand Canyon	0-3	0-2	3/14/23
Nevada	9-7	8-7	5/12/24
New Mexico St.	8-4	8-4	4/30/24
N. Colorado	20-14	6-2	2/23/25
Oregon State	1-5	1-4	2/19/23
Rhode Island	0-0	0-0	--
Sam Houston	0-2	0-2	4/7/24
San Diego State	4-11	4-11	4/28/24
San Jose State	6-9	6-9	5/18/24
Seton Hall	1-0	1-0	2/16/25
Tarleton	0-0	0-0	--
Texas Tech	3-5	3-5	3/5/24
UC Irvine	0-1	0-1	2/15/25
UNLV	7-8	7-8	5/5/24
Washington St.	0-0	0-0	--

from Sabino High School, in Tucson, Ariz., outfielder Shelley Duncan and pitchers Josh Pearce and Ben Diggins at the University of Arizona, and pitcher Burke Badenhop and outfielder Nolan Reimold from Bowling Green.

After two years as the pitching coach at Sabino High School in Tucson, Ariz., Brown began his collegiate coaching career in 1999 as a volunteer assistant for Arizona. He worked with pitchers and catchers and was the first-base coach for the Wildcats, who qualified for an NCAA regional. Brown was also a head coach for the San Francisco Seals of the California Coastal Collegiate League in the summer of 1999, compiling a 43-29 record and making a fourth-place finish in the National Baseball Congress World Series.

Tod and his wife Janet have a 23-year old son, Brooks, and a 20-year old daughter, Blake.



MICHAEL LOPEZ

ASSISTANT COACH: PITCHING

Michael Lopez, who previously served as head coach at Howard Community College in Big Spring, Texas, joined the Lobos in the 2021-22 season as a pitching coach. Lopez joined the Lobo squad after spending two seasons at the helm of the Howard program, bolstering a 48-19 overall record.

In 2024, UNM's pitching staff struck out 394 batters in Lopez' third year — the most since 2019 and seventh-most in program history — and collected 10 saves, also the most since 2019. They finished the season with the most wins (28) since 2017 with a No.

2 seed in the MW Tournament, finishing one game away from a regular season championship. In the second season with Lopez coordinating UNM's pitching, the team's ERA improved from 9.06 to 5.95 — UNM's lowest since 2016. UNM pitchers under Lopez also posted their lowest WHIP (1.59) since 2015 and fewest walks per nine innings (3.20) since 2014 in the process, with RHP Isaac Gallegos selected in the 2023 MLB Draft following the season's completion. Under Lopez, two Howard Hawks were named to the 2021 All-Region V Baseball Team, including pitcher Kris Anglin, who led the league in strikeouts (103). Howard's Ethan Coombes was second in the league in strikeouts, retiring 82 throughout the season. Prior to becoming the head coach of the Hawks, Lopez spent three years as an assistant coach under previous head coach, Rob Martinez.

During his time at Howard College, Lopez worked primarily with the pitchers and served as the recruiting coordinator. He has had over 40 players sign with Division I schools during his tenure, three players sign contracts with professional teams, and three players selected as

NJCAA All-Americans.

Lopez originally came to Howard College after a one-year stint with a brand-new NAIA program, Marymount California University (MCU). During his one year at MCU, Lopez was named the associate head coach and helped with day-to-day recruiting.

In the first year of the program, Lopez helped the Mariners win the CAL PAC Conference Championship and reach the 2016 West Grouping Championship. Lopez had three players selected to the 2016 All-California Pacific Conference Team while also coaching the CAL PAC conference player of the year and the CAL PAC Freshman of the year.

Prior to coaching at Marymount California University, Lopez was the volunteer assistant coach for two seasons at the University of Arizona under head coach Andy Lopez. Lopez assisted with the pitchers during practices and helped run the bullpen during games. Off the field, his job consisted of preparing scouting reports on opposing teams, directing the Andy Lopez Baseball Camp, and assisting with recruiting.

Lopez's collegiate career in baseball includes four years (2009-2012) at the University of Arizona. Lopez was named captain of the 2012 team, which won the NCAA National Championship in Omaha, Nebraska.

Lopez graduated from The University of Arizona in 2013 with a bachelor's degree in family studies.



MATT RISDON

ASSISTANT COACH / RECRUITING COORDINATOR

Matt Risdon joined the Lobo Family in 2022 as a volunteer assistant coach, and he currently serves recruiting coordinator and assistant coach. Risdon was previously at Lenoir-Rhyne University for three seasons. Risdon was a Division I catcher at Western Illinois for two seasons and served on the coaching staff for the Fighting Leathenecks from August 2015-July 2019. At UNM, he has been primarily responsible for coaching fielders and hitters.

In 2023, Risdon-coached hitters posted UNM's highest team batting average since 2013 (.328) — good

for best in the conference and No. 3 in NCAA D-I — while leading the MWC in OPS, hits, runs, triples, RBI and home runs. The Lobos' .974 fielding percentage in 2022 was the second-best in program history and best in the MWC, and their 48 double plays turned was the most in the conference.

The Lobos put up similar numbers in 2024 en route to their best MW finish (2nd) and first MW Tournament berth since 2017 — at the end of the season, UNM ranked No. 7 in NCAA D-I in Batting Average (.319) and No. 13 in On Base Percentage (.421) as well as No. 17 in Doubles Per Game (2.24), No. 31 in Slugging Percentage (.515), No. 25 in Scoring (8.4), leading the MW in nearly every offensive category. The Lobos posted a .968 fielding percentage while

ranking No. 15 in the nation in Double Plays Per Game (0.94).

In 2022, Risdon helped Lenoir-Rhyne University to the best season in program history with a 46-13 overall record and a record 25 wins at home. The Bears would post a 19-game winning streak, the longest in program history, and were ranked as high as No. 11 in the nation. The Bears would capture just the third SAC Tournament title in program history and advanced to just the second NCAA Tournament appearance in team history. Risdon was the catching coach and assisted with hitting and recruiting. In 2022 the Bears broke multiple offensive records such as: home runs, runs, RBIs, walks, HBPs, hits, as well as many other team records. The Bears season was capped off with their senior catcher, Nick Clarno, signing with the Atlanta Braves.

Risdon began his coaching career as the Director of Baseball Operations with WIU in August 2015 and served in that role for one season before being named the program's graduate assistant. After finishing his Master in Sports Management in May 2017, Risdon earned the title of assistant coach and recruiting coordinator prior to the 2018 campaign. Risdon was primarily responsible for catchers and assisted with hitting and infielders while also serving as the third base coach. Risdon helped with defensive positioning and discussed hitting approach with players during game review. Risdon also helped with administrative duties such as: travel, team meals, fundraising, scouting, and monitoring student-athlete academic eligibility.

Risdon played in 40 career games for Western Illinois. He earned his bachelor's degree in exercise science in 2015.



JUSTIN MITCHELL

ASSISTANT COACH: HITTING

Justin Mitchell joined the Lobo Family in August of 2023 and he serves as assistant coach. He coaches UNM's catchers as well as hitting for head coach Tod Brown.

In his first season as UNM's hitting coach, the Lobos wrapped up the regular season as the MW's statistical leaders in batting average (.323), slugging % (.521) and on-base % (.426) as well as runs (448), hits (588), RBI (415), total bases (947) and walks (285).

They ranked No. 8 in the nation in average at the conclusion of the season.

Mitchell spent the 2023 season as a graduate assistant coach at K-State under Pete Hughes. The 2023 Wildcats went 35-24 and advanced to the semifinals of the Big 12 Championship. His G.A. stint came after he played one season at K-State, hitting .308 with five homers and 22 RBIs over 52 games, playing catcher as a grad transfer. Mitchell played four seasons at Oklahoma, where he graduated. Over his time he played in 116 games, hitting .261 with two homers and 38 RBIs. He recorded 991 career putouts as a catcher.

He graduated from Oklahoma in 2022.

NEW MEXICO 2025 FIELDING STATS

Player	c	po	a	e	fld%	dp	sba	csb	sba%	pb	ci
47 OTT, Ethan	62	59	3	0	1.000	7	0	0	---	0	0
24 WILLIAMS, Brodey	44	42	2	0	1.000	0	3	1	.750	0	0
43 TRUJILLO, Gene	17	15	2	0	1.000	0	0	0	---	0	0
2 BRASS, Cooper	17	8	9	0	1.000	1	0	0	---	0	0
12 ASBY, Will	15	15	0	0	1.000	0	0	0	---	0	0
10 ORIACH, Jordy	14	14	0	0	1.000	0	0	0	---	0	0
20 BANISTER, Luke	8	8	0	0	1.000	0	0	0	---	0	0
4 WOOD, Tye	4	4	0	0	1.000	0	0	0	---	0	0
34 BARNHOUSE, Josh	3	1	2	0	1.000	0	1	0	1.000	0	0
8 ALVAREZ, Diego	3	1	2	0	1.000	0	1	1	.500	0	0
31 PENGELLY, Dayne	2	1	1	0	1.000	1	2	0	1.000	0	0
23 CUNNINGHAM, Ty	2	1	1	0	1.000	0	0	0	---	0	0
39 CASTILLO, Ryan	2	0	2	0	1.000	0	0	1	.000	0	0
6 MCBROOM, Brian	1	1	0	0	1.000	0	0	0	---	0	0
13 ROMERO, Matt	1	0	1	0	1.000	0	0	0	---	0	0
49 MESSMORE, Jack	1	0	1	0	1.000	0	1	0	1.000	0	0
11 CORNELIUS, Matt	1	0	1	0	1.000	0	0	1	.000	0	0
33 PURSER, Daxton	1	0	1	0	1.000	0	0	0	---	0	0
29 HERD, Caleb	29	25	3	1	.966	0	3	1	.750	0	0
15 WALKER, Khalil	18	17	0	1	.944	0	0	0	---	0	0
3 WASLEFSKY, Karsen	35	10	23	2	.943	6	0	0	---	0	0
9 MCALISTER, Josh	34	8	24	2	.941	3	0	0	---	0	0
14 CARRIS, Akili	10	5	4	1	.900	0	0	0	---	0	0
5 MILLER, Shane	0	0	0	0	.000	0	0	0	---	0	0
25 WISEMAN, Luke	0	0	0	0	.000	0	0	0	---	0	0
7 WHITE, Tommy	0	0	0	0	.000	0	0	0	---	0	0
19 STILL, Justin	0	0	0	0	.000	0	0	0	---	0	0
48 NEIL, Andrew	0	0	0	0	.000	0	0	0	---	0	0
35 MONTEFORTE, Presley	0	0	0	0	.000	0	0	0	---	0	0
26 MANSY, Luke	0	0	0	0	.000	0	0	0	---	0	0
38 LEHMBECK, Blake	0	0	0	0	.000	0	0	0	---	0	0
27 LOPEZ, David	0	0	0	0	.000	0	1	0	1.000	0	0
42 BELL, Blake	0	0	0	0	.000	0	0	0	---	0	0
Totals	324	235	82	7	.978	7	6	3	.667	0	0
Opponents	306	225	75	6	.980	7	11	4	.733	1	0

Hitting minimums - 1 Games 1 AB 2.0 AB/Game 1 TPA 2.0 TPA/Game

Pitching minimums - 1 Games 1.0 IP/Game

NEW MEXICO 2025 COMBINED STATS

Record: 5-4 Home: 3-2 Away: 0-1 Neutral: 2-1 MW: 0-0

Date	Opponent	Score	Player	avg	slug	ob%	g	ab	r	h	2b	3b	hr	rbi	bb	so	sb	cs	e
2/14	vs Austin Peay	w 9-6	ORIACH, Jordy	.436	.795	.488	9	39	11	17	5	0	3	10	3	5	0	1	0
2/15	vs UC Irvine	l 4-18	CARRIS, Akili	.429	.514	.444	8	35	5	15	3	0	0	12	1	7	1	2	1
2/16	vs Seton Hall	w 5-3	BRASS, Cooper	.407	.481	.424	7	27	6	11	2	0	0	7	3	4	3	1	0
2/18	at Arizona	l 0-10	MCALISTER, Josh	.385	.654	.529	9	26	7	10	1	0	2	5	6	7	3	0	2
2/21	N. COLORADO	l 15-16	OTT, Ethan	.370	.667	.429	7	27	8	10	3	1	1	10	3	8	0	0	0
2/22	N. COLORADO	l 11-15	WILLIAMS, Brodey	.368	.474	.500	5	19	6	7	2	0	0	2	4	2	0	0	0
2/22	N. COLORADO	w 13-4	WALKER, Khalil	.353	.618	.389	9	34	6	12	2	2	1	6	1	2	2	0	1
2/23	N. COLORADO	w 12-7	WASLEFSKY, Karsen	.313	.531	.389	9	32	7	10	2	1	1	7	3	5	2	0	2
2/25	NM STATE	w 7-0	ASBY, Will	.194	.389	.302	9	36	12	7	4	0	1	4	5	6	0	0	0

			BANISTER, Luke	.400	.400	.400	1	5	2	2	0	0	0	1	0	1	0	0	0
			WOOD, Tye	.333	1.167	.556	6	6	3	2	0	1	1	3	2	3	0	0	0
			HERD, Caleb	.091	.364	.091	3	11	1	1	0	0	1	2	0	7	0	0	1
			TRUJILLO, Gene	.091	.091	.333	4	11	2	1	0	0	0	0	1	6	0	0	0
			MANSY, Luke	.000	.000	.500	4	2	0	0	0	0	0	0	1	1	0	0	0
			NEIL, Andrew	.000	.000	.500	4	1	0	0	0	0	0	0	0	1	0	0	0
			MILLER, Shane	.000	.000	.000	1	0	0	0	0	0	0	1	0	0	0	0	0
			Totals	.338	.553	.417	9	311	76	105	24	5	11	70	33	65	11	4	7
			Opponents	.316	.495	.404	9	323	79	102	27	5	7	73	35	76	6	3	6

LOB - Team (71), Opp (71). DPs turned - Team (7), Opp (7).

Player	era	w-l	app	gs	cg	sh	sv	ip	h	r	er	bb	so	avg	hr
BARNHOUSE, Josh	1.86	1-0	5	0	0	0	0	9.2	7	2	2	0	6	.212	0
CASTILLO, Ryan	3.00	1-0	2	2	0	0	0	9.0	11	4	3	2	8	.297	0
ALVAREZ, Diego	6.30	1-1	2	2	0	0	0	10.0	13	7	7	2	7	.317	1
PENGELLY, Dayne	8.10	1-0	3	3	0	0	0	10.0	12	9	9	4	9	.300	0

WHITE, Tommy	1.80	1-0	2	0	0	0	0	5.0	5	1	1	2	7	.263	1
CUNNINGHAM, Ty	1.80	0-0	3	0	0	0	2	5.0	2	1	1	3	5	.118	0
LOPEZ, David	8.53	0-1	2	2	0	0	0	6.1	5	8	6	6	7	.208	0
MESSMORE, Jack	10.12	0-1	3	0	0	0	0	5.1	8	7	6	3	5	.320	0
PURSER, Daxton	13.50	0-1	3	0	0	0	1	8.0	12	12	12	3	12	.333	2
ROMERO, Matt	13.50	0-0	2	0	0	0	0	1.1	0	2	2	2	0	.000	0
CORNELIUS, Matt	15.43	0-0	3	0	0	0	0	4.2	9	8	8	5	5	.474	1
WISEMAN, Luke	16.20	0-0	3	0	0	0	0	1.2	6	3	3	0	4	.545	0
LEHMBECK, Blake	18.00	0-0	1	0	0	0	0	1.0	1	2	2	0	0	.333	0
MCBROOM, Brian	18.00	0-0	1	0	0	0	0	1.0	2	2	2	0	0	.500	0
MONTEFORTE, Presley	54.00	0-0	1	0	0	0	0	0.1	3	2	2	0	1	.750	0
BELL, Blake	99.00	0-0	1	0	0	0	0	0.0	3	4	4	1	0	1.000	2
STILL, Justin	99.00	0-0	1	0	0	0	0	0.0	3	5	5	2	0	1.000	0
Totals	8.62	5-4	9	9	0	1	3	78.1	102	79	75	35	76	.316	7
Opponents	8.16	4-5	9	9	0	1	1	75.0	105	76	68	33	65	.338	11

PB - Team (0), Opp (1). Pickoffs - Team (1), CORNELIUS, M 1. SBA/ATT - HERD, C. (3-4), WILLIAMS, B. (3-4), ALVAREZ, D. (1-2), PENGELLY, D. (2-2), CASTILLO, R. (0-1), LOPEZ, D. (1-1), MESSMORE, J. (1-1), BARNHOUSE, J (1-1), CORNELIUS, M (0-1).

Score by innings	1	2	3	4	5	6	7	8	9	Total
New Mexico	11	18	14	4	5	10	3	7	4	76
Opponents	8	9	6	6	16	5	16	2	11	79

Win-loss breakouts: Day 3-4; Night 2-0; vs Left 0-0; vs Right 5-4;
1-run games 0-1; 2-run games 1-0; 5+run games 3-2; Extra inns 0-0; Shutouts 1-1.
Current streak: Won 3; Longest winning streak: 3; Longest losing streak: 3.
Attendance: Home 2877 (avg 719); Away 3139 (avg 784); Total 6016 (avg 752).