



NEW MEXICO LOBOS

2024-25 MEN'S BASKETBALL

X @ UNMLoboMBB | #GoLobos | GoLobos.com

SCHEDULE/RESULTS

OCTOBER

28 UTEP (ex) W, 74-70

NOVEMBER

4 NICHOLLS W, 91-84

8 vs. #22 UCLA ^ W, 72-64

12 A&M-CORPUS CHRISTI W, 100-81

17 at #22 St. John's # L, 71-85

21 GRAMBLING STATE W, 80-58

24 TEXAS SOUTHERN W, 99-68

28 vs. Arizona State @ L, 82-85

29 vs. USC @ W, 83-73

DECEMBER

4 SAN JOSE STATE * W, 83-77

7 NEW MEXICO STATE L, 83-89 (ot)

14 WESTERN NEW MEXICO W, 122-70

18 VCU W, 78-71

28 at Colorado State * W, 76-68

31 at Fresno State * W, 103-89

JANUARY

3 NEVADA * W, 82-81 (ot)

7 at Wyoming * W, 61-53

11 SAN DIEGO STATE * W, 62-48

14 at San Jose State * L, 70-71

17 BOISE STATE * W, 84-65

20 FRESNO STATE * W, 95-67

25 at UNLV * W, 75-73

FEBRUARY

1 at Utah State * W, 82-63

5 COLORADO STATE * W, 87-65

8 at Air Force * W, 88-53

12 WYOMING * W, 71-67

16 UTAH STATE * W, 82-79

19 at Boise State * L, 78-86

25 at San Diego State * L, 65-73

MARCH

1 AIR FORCE * W, 92-71

4 at Nevada * CBSN 7:00

7 UNLV * CBSN 8:00

13 Mountain West Quarterfinals

14 Mountain West Semifinals

15 Mountain West Final

All Times MT and subject to change | * Mountain West Game

^ Las Vegas Hoopfest (Henderson, Nev.)

Madison Square Garden

@ Acrisure Classic (Palm Desert, Calif.)

% Mountain West Tournament (Las Vegas, Nev.)

COMMUNICATIONS

Steve Kirkland - Men's Basketball Contact

(434) 825-5241 cell
kirkland@unm.edu email

X @skirkland14

GAME #30 | MAR. 4 | LAWLOR EVENTS CENTER | RENO, NV

NEW MEXICO LOBOS
23-6 (15-3 MW)



NEVADA WOLF PACK
16-13 (8-10 MW)

Head Coach: Richard Pitino (Providence '05)

Overall Record: 243-184 (13th)

UNM Record: 84-47 (4th)

vs. NEV: 3-4 (3-4 UNM)



Head Coach: Steve Alford (Indiana '87)

Overall Record: 699-370 (34th)

NEV Record: 112-72 (6th)

vs. UNM: 8-3 (8-3 NEV)

NET: 44 KenPom: 40

NET: 72 KenPom: 76

CBS SPORTS
NETWORK

PBP: Carter Blackburn
Analyst: Pete Gillen

96.3 NEWS
RADIO
KKOB

PBP: Robert Portnoy
Analyst: Hunter Greene

THE OPENING TIP

- The Lobos visit Nevada looking to clinch at least a share of the Mountain West regular season title and the No. 1 seed for the Mountain West Tournament with a win
- It would be UNM's fifth MW regular season title (last was 2012-13)
- New Mexico is searching for a school-record 16th conference win of the season
- UNM has 14 runs of 10-0 or better in conference play this season
- New Mexico is second nationally in fast break points at 17.1 per game
- Donovan Dent is the only Mountain West player on the Oscar Robertson Trophy Midseason Watch List and the Naismith Trophy Midseason Team
- Nelly Junior Joseph is one of 11 players nationally averaging a double-double

SERIES HISTORY

Overall: 10-14

Away: 4-7 (4-7 Lawlor)

Streak: W3

LAST 5 SERIES GAMES

1/3/25	H	W, 82-81 (ot)
2/13/24	A	W, 83-82
1/28/24	H	W, 89-55
2/7/23	H	L, 76-77
1/23/23	A	L, 94-97 (2ot)

POSSIBLE STARTERS



2 DONOVAN DENT

G | 6-2 / 185 | Jr. | Riverside, Calif.

20.0 ppg | 2.4 rpg | 6.5 apg | 34.7 mpg | 1.5 spg

- Three-time MW Player of the Week
- Career-high 40 points vs. VCU
- Only player nationally averaging 19.0 points and 6.0 assists



3 TRU WASHINGTON

G | 6-2 / 205 | So. | Phoenix, Ariz.

11.3 ppg | 3.9 rpg | 27.3 mpg | 2.2 spg | 1.9 apg

- MW Player of the Week (Feb. 17)
- Scored a career-high 25 points in the win over Utah State (2/16)
- 17-0 this season when he scores 10+




8 FILIP BOROVICANIN

G | 6-9 / 220 | Jr. | Belgrade, Serbia

6.2 ppg | 4.6 rpg | 1.1 apg | 21.9 mpg

- 16 pts and career-high 11 rebs at Wyoming for 1st career double-double
- Scored career-high 18 pts at Boise St
- Five double-figure games in MW play



22 MUSTAPHA AMZIL

F | 6-9 / 215 | Sr. | Helsinki, Finland

11.8 ppg | 5.4 rpg | 28.2 mpg | 1.3 apg

- Career-high 28 points vs. Arizona State
- Career-high 13 rebs vs. Nicholls
- Two double-doubles this season (vs. Nicholls, vs. San Diego State)



23 NELLY JUNIOR JOSEPH

C | 6-10 / 240 | Sr. | Benin City, Nigeria

13.6 ppg | 10.8 rpg | 1.5 bpg | 30.3 mpg | 56% FG

- Four-time MW Player of the Week
- Buzzer-beater to win vs. Nevada
- 57 career doubles (4th most among active Division I players)

KEY RESERVES

No.	Pos.	Name	Yr.	Ht. / Wt.	PPG	RPG	Of Note
0	G	CJ Noland	Sr.	6-4 / 210	8.5	2.8	19 points on 7-7 FG vs. Colorado State
24	F	Jovan Milicevic	Fr.	6-10 / 240	4.3	2.1	16 pts (4-6 3FG) at San Diego State
1	G	Braden Appelhans	R-So.	6-7 / 195	3.8	0.8	MW high 6 pts vs. Fresno State & Air Force
4	G	Kayde Dotson	Fr.	6-2 / 190	2.7	0.4	18 pts (6-7 FG) vs. TAMU-CC
6	F	Atiki Ally Atiki	Sr.	6-10 / 225	2.1	2.6	Career-high 5 blocks vs. TAMU-CC
7	F	Ibrahima Sacko	So.	6-6 / 230	1.3	1.2	Three starts in 23-24 at Georgia Tech
11	G	Quinton Webb	R-So.	6-6 / 205	0.5	0.5	50 FG% in 2023-24 as redshirt freshman

RICHARD PITINO



4th Season at New Mexico

COACHING RECORD

Year	School	Overall	Conf.
2013	FIU	18-14	11-9
2014	Minnesota	25-13	8-10
2015	Minnesota	18-15	6-12
2016	Minnesota	8-23	2-16
2017	Minnesota	24-10	11-7
2018	Minnesota	15-17	4-14
2019	Minnesota	22-14	9-11
2020	Minnesota	15-16	8-12
2021	Minnesota	14-15	6-14
2022	New Mexico	13-19	5-12
2023	New Mexico	22-12	8-10
2024	New Mexico	26-10	10-8
2025	New Mexico	23-6	15-3
TOTALS		243-184	103-138

NOTABLE

- 2024 & 2025 Naismith Coach of the Year Watch List
- Led the Lobos to the 2024 Mountain West Championship and their 1st NCAA appearance in a decade
- Took UNM to the NIT in his second season, the Lobos' first postseason appearance in nine years
- Led Minnesota to the 2014 NIT Championship and two NCAA Tournament appearances
- 2017 Big Ten Coach of the Year
- 2017 NABC District 7 Coach of the Year
- 18 wins over ranked teams in eight seasons at Minnesota
- Led FIU to 10-win improvement and first winning seasons in 12 years in 2012-13 in first season as a head coach
- Five NCAA appearances in seven years as an assistant coach
- While on his father's staff at Louisville, the Cardinals reached the 2012 Final Four, the Elite Eight in 2008 and 2009 and won two Big East Championships
- While on Billy Donovan's staff at Florida, the Gators reached the Elite Eight in 2011 and won one SEC Regular Season Title

PITINO vs. 2024-25 OPPONENTS

Air Force	7-2	(7-2 UNM)
Arizona State	0-1	(0-1 UNM)
Boise State	3-5	(3-5 UNM)
Colorado St	5-4	(5-4 UNM)
Fresno St	4-3	(4-3 UNM)
Grambling State	2-0	(2-0 UNM)
Nevada	3-4	(3-4 UNM)
New Mexico State	3-2	(3-2 UNM)
Nicholls	1-0	(1-0 UNM)
St. John's	1-2	(1-1 Minnesota/0-1 UNM)
San Diego St	4-4	(4-4 UNM)
San Jose St	5-2	(5-2 UNM)
A&M-Corpus Christi	2-0	(1-0 Minnesota/1-0 UNM)
Texas Southern	3-0	(1-0 FIU/2-0 UNM)
UCLA	1-0	(1-0 UNM)
UNLV	2-4	(2-4 UNM)
USC	1-0	(1-0 UNM)
Utah State	3-5	(3-5 UNM)
VCU	1-0	(1-0 UNM)
Western NM	3-0	(3-0 UNM)
Wyoming	7-2	(7-2 UNM)

ON TOP OF THE MOUNTAIN

- New Mexico leads the Mountain West with a 15-3 record and with a win tonight would clinch at least a share of the regular season title and the No. 1 seed for next week's Mountain West Tournament
- With a win, the Lobos would secure their fifth Mountain West regular season title (first since 2012-13) and their 10th overall conference regular season title
- The Lobos have tied the school record for conference wins in a season with 15 (tying the 2013-14 Lobos who went 15-3 in the Mountain West)
- UNM became the ninth team in Mountain West history to record 15 conference wins in a season, and has an opportunity to tie the conference record for league wins by winning the last two regular season games

I WANNA GO FAST!

- UNM currently ranks No. 4 nationally in KenPom Tempo with an adjusted average of 73.3 possessions/game
- The Lobos' game at Fresno State on New Year's Eve featured 87 possessions, the most in a regulation game of the Richard Pitino era and the most in any Mountain West game since 2018
- UNM has ranked in the top 25 nationally in KenPom tempo in all four seasons under Richard Pitino, finishing ninth in tempo last season

GETTING DEFENSIVE

- In the adjusted defensive efficiency rankings on BartTorvik.com, the Lobos rank 21st nationally defensively allowing an average of 96.0 points per 100 possessions
- It is the Lobos' best defensive efficiency since 2012-13 when they finished the season with a rating of 92.6
- Since the turn of the calendar, New Mexico ranks 10th nationally in defensive efficiency at 92.9
- UNM ranks 13th nationally in blocks at 5.4 per game and 25th nationally in steals at 9.0 per game, and are one of four schools to rank in the top 25 in both categories (St. John's, Grand Canyon, Little Rock)

GOING ON A RUN!

- New Mexico has gone on 14 runs of 10-0 or better in Mountain West play, more than any other team this season
- The Lobos have had a 10-0 run in 11 of 18 conference games this season
- Last season, UNM had a total of nine 10-0 runs over the 18 league games
- Including the non-conference, the Lobos have a total of 23 10-0 runs this season (nine in non-conference)
- The win at Air Force on Feb. 8 featured three 10-0 or better runs, UNM's most in a game in the past 15 years

WE WERE ON THE BREAK!!

- New Mexico ranks second in the nation in fast break points at 17.1 per game
- The Lobos have had at least 20 fast break points in 13 games, including a season-high 38 against Western New Mexico
- In Mountain West play, UNM has reached 20 fast break points in seven games, including a conference-high 35 fast break points in the New Year's Eve win at Fresno State

STEALS, STEALS, STEALS

- The Lobos have had double-figure steals in 12 games this season, tying the school record for most double-digit steal games in a season
- UNM has had 12 games with double-figure steals three times before, most recently last season
- The Lobos had a season-high 17 steals vs. Western New Mexico (Dec. 14)

UNM REGULAR SEASON TITLES

2012-13	Mountain West ⁽¹³⁻³⁾
2011-12	Mountain West ^{(10-4(co))}
2009-10	Mountain West ⁽¹⁴⁻²⁾
2008-09	Mountain West ^{(12-4(co))}
1993-94	WAC ⁽¹⁴⁻⁴⁾
1977-78	WAC ⁽¹³⁻¹⁾
1973-74	WAC ⁽¹⁰⁻⁴⁾
1967-68	WAC ⁽⁸⁻²⁾
1963-64	WAC ^{(7-3(co))}

MOST MW WINS IN A SEASON

17	2019-20	San Diego State
16	2015-16	San Diego State
16	2013-14	San Diego State
15	2024-25	New Mexico
15	five others	

MOST 10-0 RUNS (or better) in MW GAMES THIS YEAR

14	New Mexico
11	Nevada, San Diego St
10	Utah St
8	Boise St, San Jose St
7	Colorado St,
6	Wyoming
5	Fresno St
2	Air Force, UNLV

UNM MOST DOUBLE-DIGIT STEAL GAMES

12	2024-25
12	2023-24
12	2019-20
12	2004-05
11	1977-78

MEDIA SCHEDULE

MAR. 4 Tuesday	MAR. 5 Wednesday	MAR. 6 Thursday	MAR. 7 Friday	MAR. 8 Saturday	MAR. 9 Sunday	MAR. 10 Monday
GAMEDAY at Nevada 6:00 pm PT		INTERVIEWS 12:30 pm LOBO TALK 6:00 pm	GAMEDAY vs. UNLV 8:00 pm			



2024-25 LOBO BASKETBALL

RANKINGS

ASSOCIATED PRESS (3/3)

1	Auburn (61)	27-2	1525
2	Duke	26-3	1458
3	Houston	25-4	1396
4	Tennessee	24-5	1326
5	Florida	25-4	1247
6	St. John's	26-4	1179
7	Alabama	23-6	1176
8	Michigan State	24-5	1165
9	Texas Tech	22-7	947
10	Iowa State	22-7	918
11	Clemson	24-5	905
12	Wisconsin	22-7	815
13	Maryland	22-7	628
14	Louisville	23-6	606
15	Missouri	21-8	603
16	Memphis	24-5	560
17	Michigan	22-7	494
18	Purdue	20-9	454
19	Kentucky	19-10	417
20	Marquette	22-7	409
21	Saint Mary's	27-4	399
22	Texas A&M	20-9	364
23	BYU	21-8	287
24	Arizona	19-10	162
25	Mississippi State	20-9	87

Others receiving votes: **VCU 85**, Vanderbilt 78, Oregon 37, Drake 18, UC San Diego 17, Illinois 16, Ole Miss 13, Gonzaga 8, **UCLA 8**, Kansas 5, High Point 4, UConn 4, **NEW MEXICO 2**, Creighton 2, Akron 1

COACHES (3/3)

1	Auburn (30)	27-2	774
2	Duke (1)	26-3	737
3	Houston	25-4	707
4	Tennessee	24-5	671
5	Florida	25-4	653
6	St. John's	26-4	612
7	Michigan State	24-5	587
8	Alabama	23-6	566
9	Texas Tech	22-7	504
10	Iowa State	22-7	484
11	Clemson	24-5	442
12	Wisconsin	22-7	391
13	Louisville	23-6	365
14	Maryland	22-7	341
15	Michigan	22-7	288
16	Memphis	24-5	272
17	Saint Mary's	27-4	262
18	Purdue	20-9	257
19	Missouri	21-8	236
20	Marquette	22-7	204
21	Texas A&M	20-9	169
22	BYU	21-8	127
23	Arizona	19-10	91
24	Kentucky	19-10	88
25	VCU	24-5	54

Others receiving votes: Mississippi State 38, **NEW MEXICO 24**, Creighton 24, UC San Diego 21, Gonzaga 17, Vanderbilt 17, Oregon 14, Drake 10, UConn 10, **UCLA 9**, Illinois 6, Ole Miss 2, **Boise State 1**

2024-25 Opponents in Bold

DENT IN RARE COMPANY

- Donovan Dent leads the Mountain West in scoring (20.0 ppg) and is second in assists (6.5 apg), and is the only player in the nation averaging over 19.0 points and 6.0 assists per game this season
- He is the only Mountain West player named to the Oscar Robertson Trophy Midseason Watch List and the Naismith Trophy Midseason Team
- Dent is on pace to have a 600 point/200 assist season, a feat only one Lobo has ever done (Kelvin Scarborough in 1986-87) and one that has only been done once before in the Mountain West (Wyoming's Hunter Maldonado in 2021-22)
- Dent has three games this season with at least 30 points and three games with at least 10 assists making him...
 - only player in nation this season with three games of each milestone
 - only player in Mountain West history to have three games of each in a season
 - 14th player in the past 20 years nationally to have at least three games of each by the end of January

DENT DISHING IT OUT

- Donovan Dent has eight games with at least eight assists this season, setting the record for the most eight-assist games by a Lobo in the Mountain West era
- Dent has three games this season with at least 20 points and seven assists with no turnovers (only other players with more than one this season are Mark Sears of Alabama, Braden Smith of Purdue and Bennett Stirtz of Drake, each with two)
- Against Fresno State, Dent recorded his 400th career assist and enters today's game with 458 career assists (8th in UNM history)

MAKING A DENT IN THE RECORD BOOK

- Donovan Dent made history on Nov. 12 in the win over Texas A&M-Corpus Christi, becoming the first Lobo to ever have a 25 point/10 assist game with no turnovers (fifth overall 25p/10a game in program history)
- It is one of just 18 games of 25 points/10 assists/no turnovers against D-I opposition in the past 20 years
- Dent has a school-record three career games with 10 assists/no turnovers
- Dent's three 10 assist/0 turnover games over the past two seasons are tied for most in the nation with Gonzaga's Ryan Nembhard

DENT PUTTING UP 40

- Donovan Dent scored a career-high 40 points on Dec. 18 in the 78-71 win over VCU
- It was the first 40-point game by a Lobo since Jaalen House scored 42 at Air Force in 2021-22
- Dent became the first Lobo to have a 40-point game against a top-50 KenPom opponent since Kendall Williams scored 46 at Colorado State in 2013
- It was the first 40-point game allowed by VCU in over 15 seasons
- Dent became the first Lobo to score at least half the team's points in a game since Elijah Brown scored 41 of UNM's 82 points vs. Fresno State in 2016

DENT'S THANKSGIVING BUCKETS AND DISHES

- In the Acrisure Classic semifinal vs. Arizona State on Thanksgiving, Donovan Dent had 30 points, seven assists and no turnovers
- It is one of only two 30pt/7asst/0to game in Division I this season (Arizona's Caleb Love vs. TCU), and just one of six nationally over the past three years (since 2022-23)
- Ironically, two of the other five have UNM ties (former Lobo Taryn Todd for Arkansas State at Bowling Green last season; Fresno State's Jemarl Baker, Jr. two years ago vs. Chicago State, before he transferred to UNM for his final season)

3 30-POINT GAMES/3 10-ASSIST GAMES BY FEB. 1 (last 20 yrs)

Donovan Dent (New Mexico - 2024-25)
Tavian Dunn-Martin (FGCU - 2021-22)
Ja Morant (Murray State - 2018-19)
Trae Young (Oklahoma - 2017-18)
Jon Elmore (Marshall 2017-18)
Dennis Smith, Jr. (NC State - 2016-17)
Markelle Fultz (Washington 2016-17)
Kay Felder (Oakland 2015-16)
Elfrid Payton (Louisiana 2013-14)
Matthew Dellavedova (Saint Mary's - 2012-13)
Stephen Curry (Davidson 2008-09)
Ben Woodside (North Dakota State - 2008-09)
David Holston (Chicago State - 2008-09)
Jared Jordan (Marist - 2006-07)

UNM MOST 8-ASSIST GAMES IN MW ERA (since 99-00)

8	Donovan Dent (2024-25)
7	Kendall Williams (2013-14)
7	Dairese Gary (2010-11)
6	Donovan Dent (2023-24)
6	Antino Jackson (2017-18)

UNM CAREER GAMES WITH 10 ASSISTS/0 TURNOVERS

3	Donovan Dent (2023-pres.)
2	Marlon Parmer (2000-02)
2	Darrell McGee (1987-90)
1	Six tied

UNM CAREER 10-ASSIST GAMES

16	Phil Smith (1981-84)
13	Darrell McGee (1987-90)
9	Kelvin Scarborough (1984-87)
7	Donovan Dent (2023-pres.)

QUICK FACTS

THE UNIVERSITY OF NEW MEXICO

Location	Albuquerque, N.M.
Founded	1889 by Territorial Legislature
Enrollment	22,852
Nickname	Lobos
Colors	Cherry (PMS 200) & Silver (PMS 428)
Conference	Mountain West

National Affiliation	NCAA Division I
President	Dr. Garnett S. Stokes
Director of Athletics	Fernando Lovo
Facility	The Pit
Capacity	15,411
Age	Built in 1966 (Renovated in 2009-10)



2024-25 LOBO BASKETBALL

DOUBLE TIME

DOUBLE-DOUBLES

	2024-25	CAREER	STREAK
Nelly Junior Joseph	14	57%	1
Donovan Dent	4	7	-
Mustapha Amzil	2	4%	-
Tru Washington	1	2	-
Filip Borovicarin	1	1	-

DOUBLE FIGURE POINTS

	2024-25	CAREER	STREAK
Donovan Dent	29	61	29
Nelly Junior Joseph	22	107%	1
Mustapha Amzil	18	68%	1
Tru Washington	17	26	1
CJ Noland	11	34%	1
Filip Borovicarin	7	8%	-
Jovan Milicevic	4	4	-
Braden Appelhans	2	4	-
Kayde Dotson	2	2	-
Atiki Ally Atiki	-	7%	-
Ibrahima Sacko	-	1%	-

DOUBLE FIGURE REBOUNDS

	2024-25	CAREER	STREAK
Nelly Junior Joseph	17	67%	2
Mustapha Amzil	2	5%	-
Filip Borovicarin	2	2	-
Atiki Ally Atiki	1	3%	-
Tru Washington	1	2	-

BIG TIME GAMES

20-POINT GAMES

	2024-25	CAREER	STREAK
Donovan Dent	14	22	2
Nelly Junior Joseph	3	12%	-
Mustapha Amzil	2	4%	-
Tru Washington	2	3	-
CJ Noland	1	3%	-
Jovan Milicevic	1	1	-

30-POINT GAMES (40 pt)

	2024-25	CAREER	STREAK
Donovan Dent	3 (1)	4 (1)	-

10-ASSIST GAMES

	2024-25	CAREER	STREAK
Donovan Dent	4	7	-

% Career totals include games at previous schools (NCAA Division I)

COUNT IT, AND ONE!

AND ONES...

	2024-25	CAREER ^A
Donovan Dent	16	28
Nelly Junior Joseph	9	12
Jovan Milicevic	3	3
CJ Noland	3	3
Tru Washington	2	9
Filip Borovicarin	2	2
Mustapha Amzil	1 (1)	1 (1)
Braden Appelhans	1	1
Atiki Ally Atiki	1	1

* made FG while fouled, followed by a made FT | ^A UNM career only | (#) - 4pt plays

OH NELLY

- Nelly Junior Joseph is one of 11 players nationally averaging a double-double this season
- His 14 double-doubles this season leads the conference, as does his 10 double-doubles in Mountain West play
- His 22 point/18 rebound performance at UNLV on Jan. 25 was the first 20/18 game in the Mountain West in three seasons (Graham Ike of Wyoming at San Jose State in 2022)
- He had a streak of five consecutive double-doubles (Jan. 20 to Feb. 8), the first Lobo to accomplish that feat since 2013-14 when Alex Kirk had a six-game streak
- Joseph has 57 career double-doubles, the fourth most among active Division I players

NELLY CLEANS THE GLASS

- Nelly Junior Joseph has dominated the glass this season, averaging a Mountain West-leading 10.8 rebounds per game (11.5 rpg in MW play)
- Joseph is on pace to become the first Mountain West player to average over 11.0 rebounds per game in conference play in six years (Colorado State's Nico Carvacho averaged 13.8 rpg in 2018-19 MW play)
- Nelly has six games with at least 15 rebounds, the third-most by a Lobo in the past 50 seasons (since 1974-75)
- In the Feb. 8 victory at Air Force, Joseph grabbed a career-high 21 rebounds, the most by a Lobo since 2011 (Drew Gordon - 23 vs. Utah) and the most by anyone in a Mountain West game since 2016 (Nevada's Cameron Oliver - 24 vs. Fresno State)

LUCKY SEVENS

- In consecutive games, Nelly Junior Joseph (at Utah State) and CJ Noland (vs. Colorado State) each went a perfect 7-of-7 from the floor, T-6th best perfect game in UNM history
- It is the second time in program history that there have been two 7-of-7 or better shooting games by the Lobos in the same season (Luc Longley twice in 1989-90), but first time in consecutive games and the first time by two different players
- Noland's 7-of-7 performance included 3-3 from deep, the most triples by a Lobo in a game of 7-of-7 or better from the floor

ITS TRU! WASHINGTON IS A THIEF

- Tru Washington leads the Lobos with 61 steals
- At San Jose State on Jan. 14, he had his fifth career five-steal game, the second-most by a Lobo in the Mountain West era
- Washington tied UNM's freshman steals record last season with 49
- He enters the game with 110 career steals, breaking the UNM record for most steals through their freshman and sophomore seasons (Kendall Williams, 95 in 2010-11 and 2011-12)

TRU DOUBLE FIGURES LEADS TO WINS

- Tru Washington has 17 double figure scoring games this season and the Lobos are 17-0 in those games (5-6 when Washington scores in single digits/1-0 when Washington did not play due to injury)
- Last season, UNM was 8-1 when Washington scored in double figures (only loss at Boise State), making the Lobos 24-1 over the past two seasons when he scores at least 10 points

FINNISH STRONG THIS SEASON

- Mustapha Amzil is having a strong 2024-25 season after a 2023-24 season in which was named Mountain West 6th Man of the Year
- Amzil has increased his scoring average and rebounding average from last year, while already eclipsing his totals of 3-pointers and double figure games
- He set a career high with 28 points vs. Arizona State in the Acrisure Classic
- Amzil recorded his 1,000th career point in the Nov. 24 win over Texas Southern

BOROVICANIN CLIMBING THE MOUNTAIN

- Filip Borovicarin has grown into his role since Mountain West play began
- Borovicarin has increased his scoring and rebounding average and has already eclipsed his total of double-figure games since MW play began
- He had 16 points and a career-high 11 rebounds at Wyoming on Jan. 3 for his first career double-double
- Borovicarin scored a career-high 18 points at Boise State

NCAA DIVISION I ACTIVE DOUBLE-DOUBLE LEADERS

85	Norchad Omier	(Baylor)
77	Johni Broome	(Auburn)
60	Hunter Dickinson	(Kansas)
57	Nelly Junior Joseph	(New Mexico)

UNM MOST 15-REBOUND GAMES IN A SEASON (last 50 yrs)

8	Bill Hagins	(1974-75)
7	Lewis LaMar	(1993-94)
6	Nelly Junior Joseph	(2024-25)
5	Drew Gordon	(2010-11)
5	Larry Gray	(1975-76)

UNM MOST 5-STEAL GAMES (MW ERA - since 1999-00)

10	Jaelen House	(2022-24)
5	Tru Washington	(2024-pres.)
4	Danny Granger	(2004-05)
2	Donovan Dent	(2023-pres.)
2	Darington Hobson	(2010)
2	Dairese Gary	(2008-11)
2	Roman Martinez	(2007-10)

AMZIL BREAKDOWN

	2024-25	2023-24
Points/G	11.8	6.7
Reb/G	5.4	3.5
3FG	35	28
Blocks	20	9
Dbl Fig Gms	18	14

BOROVICANIN BREAKDOWN

	MW play	non-conf
Points/G	7.5	4.1
Reb/G	5.7	2.7
3FG%	.333	.294
FG%	.475	.422
Dbl Fig Gms	5	2

MW & NCAA LEADERS

TEAM - MOUNTAIN WEST LEADERS

	Value	NCAA Rank	MW Rank
Fast Break Pts/Game	17.1	2nd	1st
FT Attempts/Game	23.8	18th	1st
Off. Rebs/Game	12.3	57th	1st
Def. Rebs/Game	27.5	27th	1st
Rebounds/Game	39.7	16th	1st
Scoring Margin	+11.0	24th	1st
Scoring Offense	82.7	17th	1st
Steals/Game	9.1	23rd	1st
Turnover Margin	+3.7	19th	1st
TOs Forced/Game	15.5	13th	1st

TEAM - OTHER TOP 50 NCAA

	Value	NCAA Rank	MW Rank
Blocks/Game	5.2	13th	2nd
FTs/Game	16.5	35th	2nd

INDIVIDUAL - MOUNTAIN WEST LEADERS

	Value	NCAA Rank	MW Rank
Donovan Dent	206	25th	1st
FGs	420	46th	1st
FG Attempts	579	19th	1st
Points	20.0	19th	1st
Points/Game	14	9th	1st
Nelly Junior Joseph	55.7	44th	1st
Double-Doubles	314	7th	1st
FG%	10.8	7th	1st
Rebounds	3.3	21st	1st
Rebounds/Game			
Off. Rebs/Game			

INDIVIDUAL - OTHER TOP 50 NCAA

	Value	NCAA Rank	MW Rank
Nelly Junior Joseph	7.6	8th	2nd
Def. Rebs/Game	189	11th	2nd
Donovan Dent	6.5	11th	2nd
Assists	147	24th	2nd
Assists/Game	186	38th	2nd
FTs	61	30th	2nd
FT Attempts	2.2	23rd	2nd
Tru Washington			
Steals			
Steals/Game			

BEST IN THE (MOUNTAIN) WEST

- Nelly Junior Joseph (four), Donovan Dent (three), and Tru Washington (one) have combined for eight Mountain West Player of the Week awards this year
- The eight awards are the most in a season in program history and one off the Mountain West record of nine awards in a year by BYU in 2010-11
- UNM has won the award in each of the last four weeks (Dent, Joseph, Joseph, Washington), the second school to win it four straight weeks (BYU in 2010-11 as Jimmer Fredette won it four straight weeks)
- Joseph's four awards in a season are tied for sixth most in MW history
- Joseph & Dent are the sixth and seventh Lobos to win the award at least three times in a year (J.R. Giddens [5 in 2007-08], Drew Gordon [4 in 2011-12], Alex Kirk [3 in 2012-13], Cam Bairstow [3 in 2013-14], Elijah Brown [3 in 2015-16])
- New Mexico is one of three teams to have two different players win the award at least three times in a season, joining 2010-11 San Diego State (Malcolm Thomas and Kawhi Leonard) and 2018-19 Nevada (Jordan Caroline and Caleb Martin)

MOST MW POW AWARDS (season)

8	Jimmer Fredette (BYU, 10-11)
5	Jimmer Fredette (BYU, 09-10)
5	Luke Nevill (Utah, 08-09)
5	J.R. Giddens (UNM, 07-08)
5	Andrew Bogut (Utah, 04-05)
4	Nelly Junior Joseph (UNM, 24-25)
4	Five others

MILICEVIC EARNS FRESHMAN HONOR

- Jovan Milicevic earned his first Mountain West Player of the Week honor on Dec. 16 after a strong performance against Western New Mexico
- In the 122-70 win, Milicevic scored a career-high 21 points on 8-11 shooting (3-4 3FG), becoming the first Lobo in over a year to have a 20-point game off the bench
- The 21-point performance more than doubled his season total of 14 points combined over the first 10 games of the season

PITINO vs. RANKED OPPONENTS

- The Lobos are 6-6 against ranked opponents under Richard Pitino (win vs. No. 22 Wyoming in 2022, win at No. 23 San Diego State in 2023, wins vs. No. 19 San Diego State, No. 16 Utah State and No. 22 Colorado State in 2024, win vs. No. 22 UCLA in 2025)
- Going back to his tenure at Minnesota, Pitino has led his squad to at least one ranked in each of the past 10 seasons (since 2015-16)
- Pitino is one of 11 active coaches in the nation to enter the season with at least one AP ranked win every season since 2015-16

AT LEAST ONE AP RANKED WIN EVERY YEAR SINCE 2015-16

Dana Altman	Greg McDermott
Rick Barnes	Matt Painter
Scott Drew	Richard Pitino
Mark Few	Bill Self
Tom Izzo	

Continues Streak with Ranked Win

Leonard Hamilton Chris Holtmann

NON-CONFERENCE SUCCESS

- New Mexico has posted a 33-4 record in regular season non-conference games over the past three seasons (13-0 in '23, 12-1 last year, 8-3 this year)
- The Lobos' .892 win percentage in those games is the tied for the 5th best record nationally
- UNM's 33 non-conference wins are their most over a three-year span since 36 non-conference wins from 2012-14

BEST REGULAR SEASON NON-CONF. RECORD LAST 3 YRS

.909	Purdue (30-3)
.897	Oklahoma (35-4)
.897	Mississippi St (35-4)
.894	Utah State (34-4)
.892	New Mexico (33-4)
.892	Kansas (33-4)
.892	Houston (33-4)

NOTABLE WIN AT THE BUZZER OVER NEVADA

- New Mexico earned an 82-81 overtime victory over Nevada on Jan. 3 as Nelly Junior Joseph scored the game-winner on a 15-foot jumper as time expired
- It was the first time in 26 years that the Lobos won a game on a buzzer beater as time expired (Jan. 16, 1999 - Damion Walker's layup gave No. 16 New Mexico a 79-78 win over No. 7 Arizona)
- It was the first time since 2022-23 that the Lobos won a game after trailing at halftime (lost 10 straight when trailing at half since rallying against Wyoming in the 2023 Mountain West Tournament)

FIFTY IS NIFTY

- The Lobos have scored at least 50 points in a half 11 times this season, tied for the fourth-most in school history
- With one more 50-point half, it would be the first time since 1978-79 that UNM has had at least 12 50-point halves in a season
- The streak of three straight conference games with at least 50 points in a half (second half vs. USU/CSU/AF) marked the first such streak for UNM since 1977-78, when the Lobos had six straight WAC games with a 50-point half

UNM's MOST 50-POINT HALVES (since 1969-70)

26	1977-78
15	1978-79
13	1973-74
11	2024-25
11	2017-18
11	1976-77
10	1990-91
10	1988-89



2024-25 LOBO BASKETBALL

UNM CAREER RECORD BOOK

CAREER SCORING LEADERS

Rk.	Player	Years	Points
1.	Charles Smith	1994-97	1,993
2.	Kenny Thomas	1996-99	1,931
3.	Lamont Long	1997-00	1,840
4.	Clayton Shields	1995-98	1,837
5.	Kendall Williams	2011-14	1,813
6.	Ruben Douglas	2001-03	1,782
7.	Luc Longley	1988-91	1,769
8.	Hunter Greene	1984-88	1,745
9.	Rob Robbins	1988-91	1,739
10.	Jamal Mashburn, Jr.	2022-24	1,629
11.	Jaelen House	2022-24	1,561
12.	Willie Long	1969-71	1,542
13.	Mel Daniels	1965-67	1,537
14.	Phil Smith	1981-84	1,477
15.	Kelvin Scarborough	1984-87	1,469
16.	Dairese Gary	2008-11	1,458
17.	Willie Banks	1989-92	1,394
18.	Kenny Page	1980-81	1,387
19.	Makuach Maluach	2018-21	1,308
20.	Francis Grant	1960-62	1,282
21.	Elijah Brown	2016-17	1,276
22.	Donovan Dent	2023-pres.	1,264

CAREER REBOUNDING LEADERS

Rk.	Player	Years	Rebs
1.	Kenny Thomas	1996-99	1,032
2.	Luc Longley	1988-91	922
3.	Mel Daniels	1965-67	853
4.	Willie Long	1969-71	800
5.	Clayton Shields	1995-98	758
6.	Tom King	1960-61	749
7.	Lamont Long	1997-00	698
8.	Alex Kirk	2011-14	685
9.	Drew Gordon	2011-12	661
10.	Cameron Bairstow	2011-14	637
11.	Ira Harge	1963-64	636
12.	John Teel	1956-58	634
13.	Roman Martinez	2007-10	633
14.	Ben Monroe	1965-67	628
15.	Hunter Greene	1984-88	622
16.	Hugh Greenwood	2012-15	620
17.	David Chiotti	2003-06	612
18.	Nelly Jr. Joseph	2024-pres.	608

CAREER ASSIST LEADERS

Rk.	Player	Years	Assists
1.	Darrell McGee	1987-90	684
2.	Phil Smith	1981-84	630
3.	Kendall Williams	2011-14	617
4.	Kelvin Scarborough	1984-87	574
5.	Dairese Gary	2008-11	564
6.	Petie Gibson	1969-71	560
7.	David Gibson	1995-98	460
8.	Donovan Dent	2023-pres.	458

CAREER DOUBLE-DOUBLE LEADERS

Rk.	Player	Years	DDs
1.	Mel Daniels	1965-67	44
2.	Willie Long	1969-71	43
3.	Kenny Thomas	1996-99	41
4.	Ira Harge	1963-64	37
5.	Luc Longley	1988-91	35
6.	Drew Gordon	2011-12	32
7.	Tom King	1960-61	25
8.	Alex Kirk	2011-14	24
	Bill Hagins	1974-75	24
	Darryl Minniefield	1972-73	24
11.	Nelly Jr. Joseph	2024-pres.	23

BIG WINS

- UNM has a 11-4 record against Quad 1/Quad 2 opponents in the NET, tied for 17th most Quad 1/2 wins in the nation (through games of 3/2)
- The Lobos have three wins over top-100 NET teams in the non-conference (vs. UCLA, vs. USC, home vs. VCU)
- Last season, the Lobos had eight total Quad 1/2 wins, all against Mountain West opponents (five in regular season, three in Mountain West Tournament)
- UNM has a 4-3 record against Quad 1, one of 12 schools with a winning record in Quad 1 (min. of seven games)

THE CENTURY MARK

- New Mexico has three 100-point games this season, its most in a season since four in 2017-18
- It is only the second time in the past 30 years that the Lobos have three 100-point games in a season
- The 122 points vs. Western New Mexico on Dec. 14 were the most by the Lobos since the 2017-18 opener (147-76 win vs. Northern New Mexico) and the most by a Mountain West team in three years (126 by UNLV vs. Life Pacific in 2022-23)
- The 103 points in the Dec. 31 win at Fresno State were the Lobos' most in a road game and the most in a Mountain West game since 2018 (108-87 win at Colorado State)

RALLYING FOR WINS

- The Lobos have rallied from halftime deficits to win five conference games (vs. Nevada, at Wyoming, at Utah State, vs. Wyoming, vs. Utah State)
- The two wins over Wyoming marked the first time in UNM history that the Lobos swept a season series with an opponent when trailing by double digits at the half in both games
- Over the first 25 years of the Mountain West, New Mexico had never swept home/away of an opponent when trailing at the half in both games, but have done it twice this season (Wyoming, Utah State)
- The wins over Nevada and at Wyoming in January marked the first time since 2013-14 that UNM has won after trailing at the half in consecutive games, before accomplishing the feat again in February in the home wins over Wyoming and Utah State
- New Mexico did not rally from a halftime deficit last season and had gone almost 1.5 seasons (since a win over Wyoming in the 2023 MW Tournament) since rallying from a halftime deficit against Nevada on Jan. 3
- The 14-point deficit at Wyoming on Jan. 7 tied for the fourth-largest halftime deficit in a win in program history and the largest since rallying from down 14 at the half against Davidson in 2012-13

DEFENSIVE DOUBLE-DOUBLE

- New Mexico had 10 blocks and 10 steals in the victory over Nicholls to open the season
- It was the Lobos' second 10-and-10 game since the start of the 2023-24 season (10 blks and 12 stls vs. Utah State last season)
- The Lobos had gone 12 seasons without a 10-and-10 game prior to last season's Utah State game
- UNM has nearly had three more 10-and-10 games this season, with three games of double-digit steals and nine blocks

STREAK SNAPPED WITH SAN JOSE STATE VICTORY

- The Dec. 4 win over San Jose State marked the first time in nearly two full years that the Lobos won a game in which they didn't have a double-digit lead at some point during the game (UNM's largest lead was the final margin of six)
- In each of the Lobos' previous 36 victories, they had a double-figure lead at some point during the game
- The Lobos held a double-digit lead in the first six victories this season, following a 2023-24 season where UNM held a double-digit lead in all 26 victories
- Prior to the win over the Spartans, New Mexico's last victory in a game when they never held a double-digit lead was an 81-79 overtime win over Boise State in 2022-23 (largest lead was five)
- The Lobos have since accomplished the feat twice more, having won without a double digit leads in the wins over Nevada and at Wyoming

ROAD WARRIORS

- New Mexico has already won six conference road games this season, its most since 2013-14 when the Lobos set a school record with seven road conference wins
- Overall, UNM is 8-5 away from home this season, with neutral victories over UCLA and USC in addition to the six conference wins

MOST QUAD 1/2 WINS

21	Auburn
17	Alabama
16	Houston
15	Florida, Michigan, Michigan St
14	Iowa St, Purdue, Tennessee, Texas A&M, Wisconsin
13	Illinois, Oregon
12	Miss State, Texas Tech, UCLA
11	New Mexico, Arizona, Clemson, Duke, Louisville, Maryland, Marquette, Memphis, Ole Miss, St. John's



2024-25 LOBO BASKETBALL

2024-25 ROSTER

NO.	PLAYER	PRONUNCIATION	POS.	YR.	HT.	HOMETOWN	SOCIAL	
0	CJ NOLAND		G	Grad.	6-4	Waxahachie, TX	X @CjNoland1	@ thecjnoland
1	BRADEN APPELHANS	apple-hahns	G	R-So.	6-7	Blue Springs, MO	X @AppelhansBraden	@ bradenappelhans1
2	DONOVAN DENT		G	Jr.	6-2	Riverside, CA	X @Donovandent1	@ donovandent2
3	TRU WASHINGTON		G	So.	6-4	Phoenix, AZ	X @washington_tru	@ truashington
4	KAYDE DOTSON	cade	G	Fr.	6-2	Beaumont, TX	X @iamkaydedotson	@ kayde_.
6	ATIKI ALLY ATIKI	ah-TEE-kee ollie	F	Sr.	6-10	Mwanza, Tanzania	X @AtikiAtiki1	@ atikially3a
7	IBRAHIMA SACKO	E-bra-HE-ma SOCK-oh	F	So.	6-6	Conakry, Guinea		@ sacko0812
8	FILIP BOROVCANIN	bor-oh-VEECH-an-in	F	Jr.	6-9	Belgrade, Serbia	X @borovicnin_4	@ borovicnin_4
11	QUINTON WEBB		G	R-So.	6-6	San Bernardino, CA	X @_quintonwebb5	@ quintonwebb11
13	DANIEL THOMAS		F	Fr.	6-8	Dallas, TX	X @OnlyDaniel	@ danthomas_13
21	DERAJE AGBAOSI	derr-ah-ZHAY ag-BOW-see	F	R-Jr.	6-7	Union, NJ		@ _deraje
22	MUSTAPHAAMZIL	ahm-SEAL	F	Sr.	6-9	Helsinki, Finland	X @CantStaphMe	@ mustaphaamzil
23	NELLY JUNIOR JOSEPH		F	Sr.	6-10	Benin City, Nigeria	X @eazynelz	@ eazynelz
24	JOVAN MILICEVIC	YO-vahn mill-LEECH-ah-vich	F	Fr.	6-10	Toronto, ON	X @JovanMilicevic9	@ jovan.m23
32	SHANE DOUMA-SANCHEZ	DUE-ma	G	R-Fr.	6-1	Laguna Pueblo, NM	X @ds32_shaneshane	@ saucy_shaneshane
35	DYLAN CHAVEZ		G	Fr.	6-5	Albuquerque, NM	X @dylanchavez00	@ dylanchavez0

Head Coach

Associate Head Coach

Assistant Coach

Assistant Coach

Assistant Coach

Assistant Coach/Video Coordinator

Director of Basketball Operations

Strength & Conditioning Coach

Sports Medicine

Communications

Richard Pitino

Isaac Chew

Tarvish Felton

Aaron Katsuma

Dave Pilipovich

Danny Walters

Peyton Stephens

Matthew Flores

Grant Smith

Steve Kirkland

4th Season / Providence, 2005

4th Season / Avila, 1999

3rd Season / Southern Utah, 1999

2nd Season / Minnesota, 2014

4th Season / Thiel, 1986

3rd Season / Texas A&M, 2020

4th Season / Texas A&M, 2019

4th Season / Arizona State, 2012

1st Season / Missouri, 2020

4th Season / Penn State, 2001

THE LAST TIME

A NEW MEXICO PLAYER...

- **Scored 30 points:** Donovan Dent (34) at UNLV (1/25/25)
- **Scored 35 points:** Donovan Dent (40) vs. VCU (12/18/24)
- **Scored 40 points:** Donovan Dent (40) vs. VCU (12/18/24)
- **Two players with 20 points:** Tru Washington (25) and Donovan Dent (23), vs. Utah State (2/16/25)
- **Two players with 25 points:** Donovan Dent (30) and Mustapha Amzil (28), vs. Arizona State (11/28/24)
- **Three players with 20 points:** Corey Manigault (28), Zane Martin (23) & Vance Jackson (20) vs. Wyoming (2/8/20)
- **20-point game off the bench:** CJ Noland (23) at Fresno State (12/31/24)
- **20-points in one half:** Donovan Dent (25²) vs. VCU (12/18/24)
- **A player with back-to-back 30-point games:** Ruben Douglas (2/24/03-3/1/03)
- **One player scored in double figures:** at Air Force (2/24/21)
- **No players scored in double figures:** at Boise State (12/23/20)
- **Five players scored in double figures:** vs. Air Force (3/1/25)
- **All five starters scored in double figures:** at San Jose State (1/24/24)
- **Six players scored in double figures:** vs. Utah State (1/16/24)
- **Had 15 rebounds:** Nelly Junior Joseph (16) at San Diego State (2/25/25)
- **Had 20 rebounds:** Nelly Junior Joseph (21) at Air Force (2/8/25)
- **Two players with 10 rebounds:** Nelly Junior Joseph (12) & Filip Borovicinanin (11) at Wyoming (1/7/25)
- **Double-Double:** Nelly Junior Joseph vs. Air Force (3/1/25)
- **Two players had a double-double:** Nelly Junior Joseph & Filip Borovicinanin at Wyoming (1/7/25)
- **Three players had a double-double:** Nelly Junior Joseph, Mustapha Amzil and Donovan Dent vs. Nicholls (11/4/24)
- **Double-Double with points and assists:** Donovan Dent at Boise State (2/19/25)
- **Four Double-Doubles in a row:** Nelly Junior Joseph [5] (1/20/25-pres.)
- **Triple-Double:** Luc Longley vs. Penn State (3/28/90) *NIT*
- **20 points and 20 rebounds:** Carlton Bragg (22/20) at Wyoming (3/9/19)
- **10 assists:** Donovan Dent (11) at Boise State (2/19/25)
- **5 Blocked Shots:** Nelly Junior Joseph (5) vs. Colorado State (2/5/25)
- **5 Steals:** Tru Washington (5) at San Jose State (1/14/25)
- **Led UNM in Points, Rebounds and Assists:** Makuach Malauch at Fresno State (1/30/21)
- **Hit a last second shot to win a game (1.0 or later):** Nelly Junior Joseph vs. Nevada (1/3/25), jumper as time expired in OT to win 82-81
- **Played the entire game:** Donovan Dent vs. Utah State (2/16/25)
- **Played 40 or more minutes:** Donovan Dent vs. Utah State (2/16/25)

NEW MEXICO TEAM...

- **Won in Overtime:** 82-81 vs. Nevada (1/3/25)
- **Lost in Overtime:** 83-89 vs. New Mexico State (12/7/24)
- **Played Two Overtimes:** L, 94-97 (2ot) at Nevada (1/23/23)
- **Played Three Overtimes:** W, 104-99 (3ot) vs. Fresno State (3/8/96) *WACT*
- **Shot 70 percent for a Half:** 73.3 (22-30)², vs. Houston Baptist (12/22/19)
- **Shot 60 percent in a Game:** 60.3 (47-78) vs. Western New Mexico (12/14/24)
- **Shot less than 30 percent in a Game:** 29.7 (19-64) vs. Clemson (3/22/24) *NCAA*
- **Shot 90 percent from the free throw line:** 100.0 (15-15) vs. Boise State (1/17/25)
- **Shot 50 percent from 3-point line:** 64.3 (9-14) vs. Colorado State (2/5/25)
- **Shot less than 30 percent in a half:** 18.5 (5-27)¹, at Wyoming (1/7/25)
- **Shot less than 20 percent in a half:** 18.5 (5-27)¹, at Wyoming (1/7/25)
- **Shot 55 percent or better and lost:** 59.6 (31-52) vs. New Mexico State (11/17/18)
- **Attempted 50 FTs:** 52 at UTEP (1/2/08)
- **Made 30 FTs:** 31 vs. Nevada (1/3/25)
- **Made 10 3-pt FGs:** 13, vs. Fresno State (1/20/25)
- **Failed to make a 3-pt FG:** vs. Washington State (12/25/15)
- **Had 50 rebounds:** 54, vs. Fresno State (1/20/25)
- **Had 25 assists:** 31, vs. Western New Mexico (12/14/24)
- **Had 15 steals:** 17, vs. Western New Mexico (12/14/24)
- **Had 10 blocks:** 10, vs. Nicholls (11/4/24)
- **Scored 50 pts in a half:** 54², at Air Force (2/8/25)
- **Scored 60 pts in a half:** 62², vs. Western New Mexico (12/14/24)
- **Scored 100 pts (MW):** 103, at Fresno State (12/31/24)
- **Scored 100 pts (non-conf):** 122, vs. Western New Mexico (12/14/24)
- **Scored under 20 pts in 1st half:** 18, at Wyoming (1/7/25)
- **Scored under 20 pts in 2nd half:** 18, at UNLV (1/18/21)
- **Scored under 50 pts in a game:** 47, at San Diego State (1/31/22)
- **Never trailed:** vs. Air Force (3/1/25)

AN OPPOSING PLAYER...

- **Scored 30 points:** Tyson Degenhart (32), at Boise State (2/19/25)
- **Scored 35 points:** Max Rice (35), Boise State (1/31/24)
- **Scored 40 points:** Jordan Caroline (45), Nevada (1/7/17)
- **Two players with 20 points:** Tyson Degenhart (32) & Pearson Carmichael (21), at Boise State (2/19/25)
- **Two players with 25 points:** Graham Ike (29) & Hunter Maldonado (25), at Wyoming (1/22/22)
- **Three players with 20 points:** Will Baker (28), Jarod Lucas (22) & Kenan Blackshear (20), at Nevada (1/13/23)
- **20-point game off the bench:** Robert Carpenter (20), New Mexico State (12/7/24)
- **One player scored in double figures:** at Air Force (2/8/25)
- **No players scored in double figures:** Nevada (1/28/24)
- **Five players scored in double figures:** at San Jose State (1/14/25)
- **All five starters scored in double figures:** at St. John's (11/17/24)
- **Six players scored in double figures:** Utah State (1/8/22)
- **Had 15 rebounds:** Tyler Bilodeau (15), vs. UCLA (11/8/24)
- **Had 20 rebounds:** Ryan Watkins (22), Boise State (1/21/14)
- **Two players with 10 rebounds:** RJ Luis, Jr. (11) & Zuby Ejiofor (10), at St. John's (11/17/24)
- **Double-Double:** Alvaro Cardenas, at Boise State (2/19/25)
- **Two players had a double-double:** RJ Luis, Jr. & Zuby Ejiofor, at St. John's (11/17/24)
- **Double-Double with points and assists:** Drake Allen, Utah State (2/16/25)
- **Triple-Double:** Omari Moore, at San Jose State (2/20/22)
- **10 assists:** Alvaro Cardenas (10), at Boise State (2/19/25)
- **5 Blocked Shots:** Nick Davidson (5), Nevada (1/3/25)
- **5 Steals:** Alvaro Cardenas (5), at Boise State (2/19/25)
- **Hit a last second shot to win a game (1.0 or later):** Lamont Butler, San Diego State (2/25/23), three-pointer as time expired to win 73-71

OPPONENT TEAM...

- **Shot 70 percent for a Half:** 73.1 (19-26)², at Air Force (2/10/23)
- **Shot 60 percent in a Game:** 66.0 (35-53) at Air Force (2/10/23)
- **Shot less than 30 percent in a Game:** 29.4 (20-68), Boise State (3/14/24) *MWT*
- **Shot 90 percent from the free throw line:** 100.0 (5-5), at San Jose State (1/24/24)
- **Shot 50 percent from 3-point line:** 50.0 (9-18), Texas Southern (11/24/24)
- **Shot less than 30 percent in a half:** 29.6 (8-27)², at Air Force (2/8/25)
- **Shot less than 20 percent in a half:** 18.5 (5-27)¹, at Fresno State (1/28/21)
- **Shot 55 percent or better and lost:** 57.8 (37-64) at Wyoming (2/20/18)
- **Attempted 50 FTs:** 50, New Mexico State (12/11/82)
- **Made 30 FTs:** 35, Utah State (3/14/19)
- **Made 10 3-pt FGs:** 10, at Boise State (2/19/25)
- **Failed to make a 3-pt FG:** New Mexico State (12/16/15)
- **Had 50 rebounds:** 52, Boise State (1/15/22)
- **Had 25 assists:** 27, at Colorado State (3/3/21)
- **Had 15 steals:** 15, UAB (11/25/21)
- **Had 10 blocks:** 10, Utah State (1/6/21)
- **Scored 50 pts in a half:** 53², at Fresno State (12/31/24)
- **Scored 60 pts in a half:** 61², at Wyoming (2/20/18)
- **Scored 100 pts (MW):** 105, at Colorado State (1/15/20)
- **Scored 100 pts (non-conf):** 100, at New Mexico State (12/4/18)
- **Scored under 20 pts in 1st half:** 19, at Fresno State (1/28/21)
- **Scored under 20 pts in 2nd half:** 19, New Mexico State (12/3/14)
- **Scored under 50 pts in a game:** 48, San Diego State (1/11/25)
- **Never trailed:** at Saint Mary's (11/9/23)

COMEBACKS...

	New Mexico Comeback	Opponent Comeback
Trailing at Half	vs. Utah St (2/16/25) ^{36-42 / 82-79}	at San Jose St (1/14/25) ^{31-35 / 71-70}
Trailing w/8:00 left	vs. Wyoming (2/12/25) ^{51-56 / 71-67}	vs. Arizona St (11/28/24) ^{60-62 / 85-82}
Trailing w/4:00 left	vs. Wyoming (2/12/25) ^{59-61 / 71-67}	Air Force (2/24/24) ^{67-70 / 78-77}
Trailing w/2:00 left	at Wyoming (12/31/22) ^{72-74 / 76-75}	Air Force (2/24/24) ^{70-72 / 78-77}
Trailing w/1:00 left	at NMSU (12/15/23) ^{68-72 / 73-72}	at San Jose St (1/14/25) ^{66-68 / 71-70}
Trailing any pt in final 30 sec of 2nd half or 30 sec of OT	Nevada (1/3/25) ^{80-81 (01 ot) / 82-81}	at SJSU (1/14/25) ^{69-70 (03) / 71-70}



2024-25 LOBO BASKETBALL

UPDATED SEASON RECORD BOOK

SEASON SCORING LEADERS

Rk.	Player	Year	Pts
1.	Kenny Page	1979-80	784
2.	Ruben Douglas	2002-03	783
3.	Hunter Greene	1986-87	740
4.	Cameron Bairstow	2013-14	694
	Elijah Brown	2015-16	694
6.	Marvin Johnson	1977-78	673
7.	Kelvin Scarborough	1986-87	660
8.	Jamal Mashburn, Jr.	2022-23	651
9.	Johnny Brown	1985-86	649
10.	Charles Smith	1995-96	642
11.	Luc Longley	1989-90	627
12.	Willie Long	1969-70	621
	Willie Long	1970-71	621
14.	Charlie Thomas	1987-88	613
15.	Hunter Greene	1987-88	606
16.	Kenny Page	1980-81	603
17.	Greg Brown	1993-94	599
18.	Lamont Long	1999-00	598
19.	Jamal Mashburn, Jr.	2021-22	582
	Elijah Brown	2016-17	582
--	Donovan Dent	2024-25	579

SEASON REBOUND LEADERS

Rk.	Player	Year	REB
1.	Drew Gordon	2011-12	388
2.	Tom King	1960-61	375
3.	Tom King	1959-60	374
4.	Willie Long	1969-70	335
5.	Ira Harge	1962-63	331
6.	Luc Longley	1989-90	330
7.	JT Toppin	2023-24	326
	Morris Udeze	2022-23	326
9.	Darlington Hobson	2009-10	325
10.	Lewis LaMar	1993-94	319
11.	Nelly Junior Joseph	2024-25	314

SEASON OFF. REB. LEADERS

Rk.	Player	Year	OREBS
1.	JT Toppin	2023-24	132
2.	Drew Gordon	2011-12	108
3.	Kenny Thomas	1997-98	102
4.	Nelly Junior Joseph	2023-24	104
5.	AJ Hardeman	2009-10	98
6.	Lewis LaMar	1993-94	97
7.	Nelly Junior Joseph	2024-25	95
	Kenny Thomas	1995-96	95
9.	Charlie Thomas	1987-88	94
10.	Patrick Dennehy	2001-02	91

SEASON ASSIST LEADERS

Rk.	Player	Year	ASST
1.	Darrell McGee	1988-89	243
2.	Kelvin Scarborough	1986-87	212
3.	Darrell McGee	1989-90	205
4.	Phil Smith	1983-84	203
5.	Petie Gibson	1970-71	198
6.	Donovan Dent	2023-24	190
7.	Donovan Dent	2024-25	189
8.	Petie Gibson	1968-69	183
9.	Dairese Gary	2010-11	182
	Marlon Parmer	1987-88	182
	Darrell McGee	1987-88	182

SEASON STEAL LEADERS

Rk.	Player	Year	Steals
1.	Jaelen House	2022-23	86
2.	Hunter Greene	1986-87	84
3.	Kelvin Scarborough	1984-85	80
4.	Kelvin Scarborough	1986-87	78
5.	Phil Smith	1983-84	77
6.	Jaelen House	2023-24	70
	Hunter Greene	1987-88	70
8.	Gabe Nava	1973-74	69
9.	Jaelen House	2021-22	68
10.	Charles Smith	1995-96	66
11.	Danny Granger	2004-05	63
12.	Mark Walters	2005-06	62
	Willie Banks	1991-92	62
14.	Tru Washington	2024-25	61
	Lamont Long	1999-00	61
	Willie Banks	1990-91	61

SEASON DOUBLE-DOUBLE LEADERS

Rk.	Player	Year	DD
1.	Willie Long	1969-70	23
2.	Ira Harge	1962-63	20
3.	Drew Gordon	2011-12	19
	Mel Daniels	1966-67	19
5.	Luc Longley	1989-90	17
	Ira Harge	1963-64	17
7.	Kenny Thomas	1997-98	16
8.	Morris Udeze	2022-23	15
9.	Nelly Jr. Joseph	2024-25	14
	Alex Kirk	2013-14	14
	Darlington Hobson	2009-10	14
	Bill Hagins	1974-75	14
	Willie Long	1970-71	14
	Tom King	1959-60	14

CONSECUTIVE GAMES - DOUBLE FIGURE SCORING

Player	Games	Dates
Luc Longley	61	12/2/89-3/14/91
Hunter Greene	53	11/28/86-1/14/88
Kenny Page	53	12/1/79-3/7/81
Willie Long	53	3/1/69-3/6/71
Jamal Mashburn, Jr.	48	12/19/21-2/17/23
Ruben Douglas	38	2/5/02-3/13/03
Charles Smith	32	1/15/96-1/9/97
Elijah Brown	30	11/21/15-11/11/16
Cameron Bairstow	30	11/24/13-3/21/14
Donovan Dent	29	11/4/24-present
Johnny Brown	29	11/27/85-3/13/86

SEASON ASST/TO RATIO (min 75 Asst)

Rk.	Player	Year	Ratio (A/TO)
1.	Hugh Greenwood	2013-14	3.50 (105/30)
2.	Jimmy Taylor	1990-91	3.32 (113/34)
3.	Darrell McGee	1989-90	3.31 (205/62)
4.	Kelly Graves	1986-87	2.81 (76/27)
5.	Tim Jacobs	2014-15	2.72 (87/32)
6.	Kelly Graves	1985-86	2.71 (84/31)
7.	Kendall Williams	2013-14	2.47 (168/68)
8.	Hugh Greenwood	2011-12	2.44 (83/34)
9.	Donovan Dent	2023-24	2.41 (190/79)
10.	Darrell McGee	1988-89	2.41 (243/101)
11.	Mark Felix	1977-78	2.32 (88/38)
12.	Kendall Williams	2012-13	2.31 (166/72)
13.	Donovan Dent	2024-25	2.30 (189/82)
14.	Marlon Parmer	2001-02	2.18 (87/40)
15.	Dairese Gary	2009-10	2.17 (137/63)



2024-25 LOBO BASKETBALL

NEW MEXICO UTEP

74
70

GAME #0 (exhibition)
Oct. 28, 2024
The Pit (10,359)
Albuquerque, NM

UTEP	FG	3FG	FT	O-D-T	PF	TP	A	TO	BS	S	MP
Frazier*	8-14	4-6	1-1	1-0-1	3	21	1	0	1	2	22
34 Kalu*	3-6	0-0	1-2	2-2-4	3	7	0	0	0	0	17
4 Camper*	1-5	0-1	0-0	0-2-2	3	2	1	1	0	2	30
5 Terrell*	2-6	0-0	1-1	2-0-2	5	5	4	1	0	3	22
13 Barnes*	2-8	1-4	2-2	0-3-3	4	7	4	2	0	3	27
1 Thomas	1-4	1-2	1-2	0-2-2	1	4	1	0	0	0	16
3 Hebb	1-1	0-0	0-0	0-0-0	0	2	0	2	0	0	5
11 Horton	0-3	0-3	2-2	0-3-3	5	2	0	1	0	0	20
12 Bynum	2-10	1-6	1-1	0-4-4	1	6	1	2	0	2	19
32 Hamilton	5-7	0-0	0-0	3-2-5	2	10	0	0	0	0	11
33 Jones	1-6	0-2	2-2	0-1-1	0	4	0	1	2	0	11
TEAM				1-2-3							
Totals	26-70	7-24	11-13	9-21-30	27	70	12	11	3	12	200
UNM	FG	3FG	FT	O-D-T	PF	TP	A	TO	BS	S	MP
8 Borovicanin*	0-2	0-1	1-1	1-3-5	0	1	2	1	0	1	20
22 Amzli*	1-8	0-5	4-4	2-9-11	0	6	1	1	0	0	20
23 Joseph*	3-7	0-0	1-5	4-12-16	3	7	1	4	5	0	30
2 Dent*	5-6	1-1	8-10	0-0-0	2	19	5	5	0	0	32
3 Washington*	5-12	3-5	4-5	2-4-6	1	17	2	2	0	4	28
0 Noland	0-4	0-3	2-2	0-1-1	1	2	0	4	0	1	16
1 Appelhans	0-3	0-3	4-4	0-3-3	0	4	0	1	0	1	8
4 Dotson	0-1	0-1	1-2	0-1-1	1	1	0	3	1	0	8
6 Atiki	1-2	0-0	2-2	3-1-4	3	4	1	2	0	1	10
7 Sacko	2-4	0-1	0-0	2-0-2	0	4	1	0	2	0	12
11 Webb	1-2	0-1	0-1	0-1-1	1	2	0	1	1	1	8
24 Milicevic	3-4	1-2	0-0	1-2-3	1	7	1	1	1	0	8
TEAM				3-0-3							
Totals	21-55	5-23	27-36	19-37-56	13	74	14	25	11	9	200
	1st	2nd	Total			FG%	3FG%	FT%			
UTEP	30	40	70			37.1	29.2	84.6			
New Mexico	36	38	74			38.2	21.7	75.0			

Points in the Paint-UTEP 38, UNM 28; Points off Turnovers-UTEP 17, UNM 14
2nd Chance Points-UTEP 10, UNM 19; Fast Break Points-UTEP 10, UNM 16
Bench Points-UTEP 28, UNM 24. Score Tied-2 times. Lead changed-4 times.
Largest lead-UTEP by 1 1st-9:50, UNM by 14 2nd-5:01.
UTEP led for 0:46, UNM led for 38:38, Game tied 0:36.
Officials: Mike Littlewood, Deldre Carr, Bianca Burns
Technical: none

NEW MEXICO NICHOLLS

91
84

GAME #1
Nov. 4, 2024
The Pit (10,609)
Albuquerque, NM

NICH (0-1)	FG	3FG	FT	O-D-T	PF	TP	A	TO	BS	S	MP
6 Myles*	3-6	1-3	0-0	1-4-5	5	7	1	1	0	1	14
15 West*	3-7	0-0	4-5	3-6-9	3	10	2	4	3	0	35
1 English*	2-10	1-3	2-6	0-4-4	2	7	8	5	0	0	27
2 Brown*	8-16	1-2	1-2	1-3-4	2	23	3	1	0	0	39
10 Cormish*	4-16	4-14	2-2	1-6-7	3	14	0	1	0	1	26
0 Collins	3-3	0-0	0-0	2-3-5	5	6	1	1	0	0	18
3 Searles	1-4	0-1	0-1	0-4-4	0	2	1	0	1	0	8
5 Malone	1-1	0-0	0-0	1-2-3	1	2	1	3	0	1	14
9 Gray	5-9	3-4	0-0	2-1-3	3	13	1	0	0	1	19
TEAM				3-2-5							
Totals	30-72	15-37	9-16	14-35-49	24	84	18	17	4	4	200
UNM (1-0)	FG	3FG	FT	O-D-T	PF	TP	A	TO	BS	S	MP
8 Borovicanin*	2-6	1-4	0-0	2-5-7	2	5	2	1	0	0	19
22 Amzli*	5-15	1-9	2-2	5-8-13	3	13	2	0	2	0	32
23 Joseph*	9-15	0-0	10-12	6-10-16	2	28	2	3	3	2	36
2 Dent*	5-11	0-2	5-7	0-0-0	0	15	11	2	1	3	38
3 Washington*	4-8	2-3	2-2	1-3-4	4	12	0	1	0	2	20
0 Noland	4-14	1-9	1-3	2-1-3	2	10	1	1	3	1	22
1 Appelhans	1-4	0-0	0-0	0-0-0	0	3	0	0	0	1	9
4 Dotson	1-4	1-4	0-2	0-0-0	2	3	0	0	0	0	10
6 Atiki	0-3	0-0	0-0	0-1-1	0	0	0	0	1	0	4
11 Webb	0-0	0-0	0-0	0-0-0	0	0	0	0	0	0	1
24 Milicevic	0-1	0-1	2-4	0-1-1	1	2	0	0	0	1	8
TEAM				2-3-5							
Totals	31-81	7-36	22-32	18-32-50	16	91	18	8	10	10	200
	1st	2nd	Total			FG%	3FG%	FT%			
Nicholls	43	41	84			41.7	40.556	3			
New Mexico	48	43	91			38.3	19.4	68.8			

Points in the Paint-NICH 30, UNM 46; Points off Turnovers-NICH 6, UNM 23
2nd Chance Points-NICH 16, UNM 17; Fast Break Points-NICH 13, UNM 27
Bench Points-NICH 23, UNM 18. Score Tied-7 times. Lead changed-2 times.
Largest lead-NICH by 3 1st-10:33, UNM by 12 2nd-7:07.
NICH led for 4:09, UNM led for 32:02, Game tied 3:49.
Officials: Scott Brown, Jim Bruno, Crystal Hogan
Technical: none

NEW MEXICO #22 UCLA

72
64

GAME #2
Nov. 8, 2024
Lee's Family Forum (1,497)
Henderson, NV

UNM (2-0)	FG	3FG	FT	O-D-T	PF	TP	A	TO	BS	S	MP
8 Borovicanin*	2-2	2-2	0-0	0-2-2	3	6	3	1	0	0	24
22 Amzli*	3-7	2-4	0-0	0-4-4	4	8	0	3	2	0	28
23 Joseph*	5-9	0-0	6-8	4-8-12	3	16	0	4	1	2	33
2 Dent*	8-13	0-1	1-4	0-1-1	1	17	8	9	0	2	34
3 Washington*	1-7	0-3	1-2	2-3-5	2	3	2	3	0	5	30
0 Noland	2-5	1-2	8-8	0-1-1	5	13	1	0	0	3	19
1 Appelhans	1-1	1-1	0-0	0-1-1	1	3	0	0	0	0	4
4 Dotson	0-1	0-1	0-0	0-1-1	0	0	0	2	0	0	6
6 Atiki	2-2	0-0	0-0	0-1-1	1	4	0	0	0	0	7
7 Sacko	1-1	0-0	0-1	0-1-1	4	2	0	0	0	0	10
11 Webb	0-1	0-1	0-0	0-0-0	0	0	0	0	0	0	2
24 Milicevic	0-0	0-0	0-0	0-0-0	2	0	0	0	0	0	2
TEAM				2-3-5							
Totals	25-49	6-15	16-23	8-26-34	26	72	14	24	3	12	200
UCLA (1-1)	FG	3FG	FT	O-D-T	PF	TP	A	TO	BS	S	MP
3 Dailey*	1-3	1-2	2-2	1-2-3	4	5	1	2	0	0	15
34 Bilodeau*	8-20	2-7	5-8	7-8-15	3	23	0	3	1	2	33
0 Johnson*	2-4	0-2	3-4	2-2-4	4	7	5	1	0	1	26
2 Andrews*	2-6	0-3	0-0	0-0-0	2	4	2	6	0	1	30
55 Clark*	3-9	1-4	0-0	0-0-0	2	7	1	1	0	6	29
1 Perry	1-4	1-2	5-7	1-2-3	3	8	2	1	0	2	23
10 Stefanovic	1-4	0-3	0-0	2-1-3	2	2	0	3	0	0	15
12 Mack	0-0	0-0	2-2	0-0-0	1	2	2	3	0	0	10
15 Mara	0-0	0-0	0-0	0-0-0	1	0	0	0	0	0	5
24 Kyle	2-5	0-0	2-4	0-4-4	2	6	0	1	2	0	15
TEAM				1-1-2							
Totals	20-55	5-23	19-27	14-20-34	24	64	13	21	3	12	200
	1st	2nd	Total			FG%	3FG%	FT%			
New Mexico	41	31	72			51.0	40.0	69.6			
UCLA	30	34	64			36.4	21.7	70.4			

Points in the Paint-UNM 36, UCLA 24; Points off Turnovers-UNM 21, UCLA 15
2nd Chance Points-UNM 2, UCLA 12; Fast Break Points-UNM 17, UCLA 10
Bench Points-UNM 27, UCLA 18. Score Tied-1 time. Lead changed-0 times.
Largest lead-UNM by 16 2nd-14:29, UCLA - none.
UNM led for 39:31, UCLA led for 0:00, Game tied 0:29.
Officials: Paul Szelc, Mike Reed, Keith Kimble
Technical: none

NEW MEXICO TAMU-CC

100
81

GAME #3
Nov. 12, 2024
The Pit (11,160)
Albuquerque, NM

TAMU-CC (1-2)	FG	3FG	FT	O-D-T	PF	TP	A	TO	BS	S	MP
6 S.Williams*	4-8	0-0	0-2	3-3-6	2	8	0	1	0	1	19
12 Dease*	5-6	0-1	1-2	2-5-7	1	11	7	4	0	0	27
33 Clark*	5-8	1-2	8-9	1-4-5	3	19	1	2	0	0	29
2 Roberts*	2-6	2-5	0-0	0-2-2	2	6	0	1	1	0	18
10 L.Williams*	2-5	0-0	1-5	0-3-3	3	5	3	2	1	1	20
0 Torbor	0-0	0-0	0-0	0-0-0	1	0	0	1	0	1	3
1 Wright-Forde	3-5	0-0	3-5	0-2-2	3	9	2	3	1	0	15
3 Villegas	0-0	0-0	0-0	0-0-0	0	0	0	0	0	0	4
4 Parker	0-4	0-4	1-2	0-1-1	3	1	4	3	0	1	12
5 Dennis	3-3	1-1	0-2	0-0-0	2	7	2	0	0	0	10
13 Jackson	4-5	0-0	1-4	0-5-5	4	9	1	0	1	1	22
21 Walker	0-1	0-0	0-0	0-1-1	2	0	0	2	0	1	7
24 Potter	1-4	1-3	3-4	0-0-0	0	6	0	3	0	1	14
TEAM				3-4-7							
Totals	29-55	5-16	18-35	9-30-39	26	81	20	22	4	7	200
UNM (3-0)	FG	3FG	FT	O-D-T	PF	TP	A	TO	BS	S	MP
8 Borovicanin*	0-5	0-2	0-0	1-0-1	2	0	0	1	0	0	14
22 Amzli*	3-9	1-5	5-6	2-5-7	3	12	2	4	2	2	27
23 Joseph*	5-6	0-0	0-3	3-6-9	4	10	1	2	2	2	16
2 Dent*	7-10	1-1	10-14	0-0-0	2	25	10	0	0	2	30
3 Washington*	5-12	1-4	4-7	3-2-5	3	15	2	1	0	2	31
0 Noland	1-7	1-5	2-2	0-3-3	5	5	1	3	0	3	16
1 Appelhans	1-1	1-1	0-0	0-2-2	0	3	0	0	0	1	10
4 Dotson	6-7	3-4	3-4	0-1-1	2	18	3	1	0	2	15
6 Atiki	4-4	0-0	1-3	1-4-5	2	9	2	0	5	0	21
7 Sacko	1-1	1-1	0-0	0-1-1	4	3	0	1	0	1	14
11 Webb	0-0	0-0	0-0	0-1-1	0	0	0	1	0	0	4
24 Milicevic	0-0	0-0	0-0	0-0-0	1	0	0	0	0	0	2
TEAM				1-1-2							
Totals	33-62	9-23	25-39	11-26-37	28	100	22	14	9	15	200
	1st	2nd	Total			FG%	3FG%	FT%			
A&M-Corpus Christi	34	47	81			52.7	31.3	51.4			
New Mexico	49	51	100			53.2	39.1	64.1			

Points in the Paint-TAMUCC 38,



2024-25 LOBO BASKETBALL

NEW MEXICO TEXAS SOUTHERN 68

GAME #6
Nov. 24, 2024
The Pit (11,286)
Albuquerque, NM

TXSO (1-5)	FG	3FG	FT	O-D-T	PF	TP	A	TO	BS	S	MP
1 Hunter*	4-12	0-0	0-0	1-4-5	4	8	0	1	2	1	30
0 Jackson-Posey*	1-3	1-3	0-0	0-3-3	2	3	1	2	0	0	11
2 McClain*	6-12	2-5	11-	0-1-1	3	15	6	5	0	0	28
7 Hayes*	2-7	2-2	4-4	1-0-1	0	10	3	1	0	1	25
23 Posey*	1-2	0-0	0-0	0-1-1	5	2	0	2	0	0	14
5 Wysinger	2-4	1-1	7-8	0-4-4	0	12	2	1	0	0	16
8 Anderson	1-4	0-0	1-2	0-2-2	1	3	1	1	0	1	22
12 Morte	2-5	1-2	0-0	0-4-4	2	5	1	0	0	0	13
14 Granger	2-3	2-3	0-0	1-2-3	1	6	0	1	0	1	17
20 Koureissi	2-6	0-1	0-2	3-4-7	0	4	0	3	1	0	19
32 Farooq	0-1	0-1	0-0	0-0-0	0	0	0	1	0	0	6
TEAM				3-2-5							
Totals	23-59	9-18	13-17	9-27-36	19	68	14	20	3	4	200
UNM (5-1)	FG	3FG	FT	O-D-T	PF	TP	A	TO	BS	S	MP
22 Amzli*	6-15	2-6	4-6	0-2-2	1	18	1	0	0	0	29
23 Joseph*	2-4	0-1	4-6	1-7-8	3	8	1	2	3	2	23
0 Noland*	3-6	0-2	0-1	2-6-8	2	6	1	1	0	2	21
2 Dent*	4-9	0-1	3-4	1-1-2	2	11	5	0	1	1	25
3 Washington*	8-13	3-4	0-1	5-5-10	1	19	3	1	0	4	28
1 Appelhans*	1-3	1-2	0-0	0-0-0	0	3	2	0	2	1	14
4 Dotson	3-6	3-5	1-2	0-0-0	1	10	2	0	0	0	15
6 Atiki	2-4	0-0	0-0	2-0-2	0	4	1	1	2	0	13
7 Sacko	2-3	0-1	0-0	1-0-1	2	4	0	1	1	0	5
8 Borovicinan	5-6	1-2	0-0	0-4-4	2	11	2	1	0	0	10
11 Webb	1-2	0-0	0-1	1-1-2	1	2	0	0	0	0	8
24 Milicevic	1-4	1-3	0-0	0-1-1	1	3	1	0	0	0	10
TEAM				1-2-3							
Totals	38-75	11-27	12-21	14-29-43	16	99	19	7	9	10	200
1st	31	37	68								
2nd	38	61	99								
FG%	50.7	40.7	57.1								
3FG%											
FT%											

Points in the Paint-TXSO 18, UNM 52; Points off Turnovers-TXSO 2, UNM 30
2nd Chance Points-TXSO 6, UNM 24; Fast Break Points-TXSO 14, UNM 29
Bench Points-TXSO 30, UNM 37. Score Tied-2 times. Lead changed-2 times.
Largest lead-TXSO by 2 1st-2:27, UNM by 39 2nd-3:31.
TXSO led for 0:32, UNM led for 37:13. Game tied 2:15.
Officials: Tommy Nunez, Crystal Hogan, Daniel Nguyen
Technical: UNM-Washington; TXSO-Coach Jones, Posey

ARIZONA STATE NEW MEXICO 82

GAME #7
Nov. 28, 2024
Acrisure Arena (732)
Palm Desert, CA

ASU (6-1)	FG	3FG	FT	O-D-T	PF	TP	A	TO	BS	S	MP
8 Jhjad*	5-9	3-4	7-10	2-4-6	4	20	0	1	0	1	26
21 Quintance*	2-8	0-1	0-3	4-4-8	2	4	1	1	3	1	29
1 Mason*	3-8	1-2	4-4	0-3-3	4	11	5	1	1	1	33
10 Freeman*	4-6	1-3	7-8	0-3-3	2	16	3	2	0	1	28
44 Miller*	3-6	2-3	0-0	0-1-1	2	8	2	2	0	1	28
3 Sanon	1-11	2-5	5-5	1-1-2	1	19	3	1	0	0	32
5 Ali	6-4	0-1	0-0	0-1-1	2	2	1	0	0	0	11
9 Phillips	2-3	0-0	1-2	0-4-4	4	5	1	1	0	0	14
TEAM				2-4-6							
Totals	26-55	9-19	24-32	9-25-34	22	85	16	10	4	5	200
UNM (5-2)	FG	3FG	FT	O-D-T	PF	TP	A	TO	BS	S	MP
22 Amzli*	6-16	3-9	13-14	3-5-8	4	28	0	2	0	0	35
23 Joseph*	1-3	0-0	1-1	2-5-7	4	3	1	5	0	1	25
0 Noland*	4-7	3-3	2-2	0-4-4	3	13	2	0	1	2	30
2 Dent*	9-21	0-1	12-15	0-1-1	2	30	7	0	1	0	35
3 Washington	1-8	0-3	0-0	3-2-5	4	2	0	0	0	2	27
1 Appelhans*	0-0	0-0	0-0	0-0-0	0	0	0	0	0	0	5
4 Dotson	0-0	0-0	0-0	0-0-0	0	0	0	0	0	0	5
6 Atiki	1-2	0-0	0-0	1-4-5	4	2	0	0	2	0	15
7 Sacko	0-1	0-0	0-0	0-1-1	1	0	0	2	0	0	5
8 Borovicinan	2-5	0-0	0-0	1-0-1	3	4	0	1	0	1	16
24 Milicevic	0-0	0-0	0-0	0-0-0	1	0	0	0	0	0	2
TEAM				4-1-5							
Totals	24-63	6-16	28-32	14-24-38	26	82	10	11	3	6	200
1st	34	51	85								
2nd	37	45	82								
FG%	47.3	47.4	75.0								
3FG%	38.1	37.5	87.5								
FT%											

Points in the Paint-ASU 26, UNM 34; Points off Turnovers-ASU 15, UNM 13
2nd Chance Points-ASU 10, UNM 8; Fast Break Points-ASU 5, UNM 7
Bench Points-ASU 26, UNM 6. Score Tied-10 times. Lead changed-7 times.
Largest lead-ASU by 13 1st-5:48, UNM by 9 2nd-15:18.
ASU led for 18:09, UNM led for 17:08. Game tied 4:43.
Officials: Terry Oglesby, Bill Vinovich, Alexander Thompson
Technical: ASU-Phillips, Coach Hurley

NEW MEXICO USC 83

GAME #8
Nov. 29, 2024
Acrisure Arena (310)
Palm Desert, CA

USC (5-3)	FG	3FG	FT	O-D-T	PF	TP	A	TO	BS	S	MP
0 Thomas*	4-7	1-4	0-0	0-7-7	2	9	5	5	0	3	37
5 Williams*	3-6	2-4	3-4	0-4-4	0	11	2	1	0	1	27
33 Cohen*	6-9	0-0	2-3	1-0-1	2	14	0	0	0	0	17
1 Claude*	5-9	1-1	2-2	0-2-2	2	13	2	3	0	3	32
7 Agbo*	4-12	3-6	2-2	2-5-7	5	13	2	3	0	2	40
2 Elohim	0-0	0-0	0-0	0-2-2	1	0	0	1	0	0	9
3 Knowling	1-4	0-0	0-0	1-1-2	2	2	0	0	0	0	11
4 Pope	0-0	0-0	0-0	0-0-0	1	0	0	0	0	0	0+
6 Yates	0-2	0-1	0-0	1-0-1	0	0	1	1	0	0	6
8 Patton	3-4	0-0	1-3	1-2-3	2	7	0	0	0	1	7
9 Shelley	0-1	0-1	1-2	0-0-0	1	1	1	0	0	0	6
12 Agee	1-1	0-0	1-2	0-0-0	0	3	0	1	0	0	8
TEAM				2-1-3							
Totals	27-55	7-17	12-18	8-24-32	18	73	13	16	0	11	200
UNM (6-2)	FG	3FG	FT	O-D-T	PF	TP	A	TO	BS	S	MP
22 Amzli*	3-6	1-2	3-5	1-2-3	0	10	0	3	0	1	29
23 Joseph*	5-8	0-0	5-6	4-2-6	2	15	1	2	2	0	26
0 Noland*	3-8	0-4	0-4	0-3-3	3	6	0	1	0	2	23
2 Dent*	6-12	1-2	4-4	1-5-6	1	17	11	4	1	1	36
3 Washington*	7-12	3-7	3-4	1-3-4	1	20	4	3	0	2	32
1 Appelhans*	3-7	2-5	1-1	1-0-1	1	9	0	0	0	0	17
4 Dotson	0-0	0-0	0-0	0-0-0	2	0	0	0	0	0	4
6 Atiki	2-2	0-0	0-0	0-3-3	1	4	0	0	2	0	12
8 Borovicinan	0-1	0-0	0-0	0-0-0	0	0	0	0	0	1	8
11 Webb	0-0	0-0	0-0	0-0-0	2	0	0	1	0	0	2
24 Milicevic	1-2	0-0	0-0	1-1-2	1	2	1	0	0	1	11
TEAM				2-2-4							
Totals	30-58	7-21	16-24	11-21-32	14	83	17	14	5	8	200
1st	30	43	73								
2nd	39	44	83								
FG%	51.7	33.3	66.7								
3FG%											
FT%											

Points in the Paint-USC 38, UNM 40; Points off Turnovers-USC 16, UNM 17
2nd Chance Points-USC 9, UNM 12; Fast Break Points-USC 8, UNM 12
Bench Points-USC 13, UNM 15. Score Tied-1 time. Lead changed-4 times.
Largest lead-USC by 4 1st-17:35, UNM by 20 2nd-5:58.
USC led for 2:21, UNM led for 35:59, Game tied 1:40.
Officials: John Hampton, Michael Greenstein, Bill Vinovich
Technical: none

NEW MEXICO SAN JOSE ST 77

GAME #9
Dec. 4, 2024
The Pit (10,658)
Albuquerque, NM

SJSU (4-6, 0-1)	FG	3FG	FT	O-D-T	PF	TP	A	TO	BS	S	MP
22 Valhola*	3-3	0-0	4-6	3-8-11	2	10	3	3	4	0	23
0 Yap*	0-7	0-4	0-0	1-4-5	4	0	4	2	0	0	33
1 McClendon*	6-12	4-7	4-4	0-1-1	2	20	2	0	1	1	35
6 Hall*	3-13	0-2	2-3	1-5-6	4	8	2	2	0	2	30
9 Udjuje*	8-14	3-4	3-3	0-1-1	3	22	1	3	0	3	35
5 Davis	1-3	0-1	4-5	1-2-3	2	6	0	0	0	0	27
13 Washington	1-2	1-1	0-0	0-0-0	1	3	1	1	0	0	10
24 Nganga	3-3	2-2	0-0	0-1-1	4	8	0	1	0	1	7
TEAM				1-2-3							
Totals	25-56	10-21	17-21	7-24-31	22	77	13	10	7	6	200
UNM (7-2, 1-0)	FG	3FG	FT	O-D-T	PF	TP	A	TO	BS	S	MP
22 Amzli*	6-12	1-3	6-9	5-4-9	2	19	3	0	2	1	37
23 Joseph*	5-11	0-0	6-6	2-8-10	3	16	2	2	0	1	35
1 Appelhans*	1-5	1-4	0-0	0-2-2	0	3	1	0	1	0	19
2 Dent*	6-16	1-2	7-10	0-3-3	2	20	5	4	1	1	38
3 Washington*	5-13	3-7	0-0	2-3-5	0	13	2	2	0	0	31
4 Dotson	0-0	0-0	0-0	0-0-0	1	0	1	0	0	0	2
6 Atiki	1-2	0-0	1-2	1-0-1	2	3	0	0	0	2	5
7 Sacko	0-1	0-0	0-2	0-0-0	0	0	0	0	0	1	2
8 Borovicinan	4-5	1-1	0-1	1-6-7	2	9	3	0	0	1	31
24 Milicevic	0-0	0-0	0-0	0-0-0	1	0	0	0	0	0	1
TEAM				5-0-5							
Totals	28-65	7-17	20-30	16-26-42	13	83	17	9	4	7	200
1st	38	39	77								
2nd	39	44	83								
FG%	43.1	41.2	66.7								
3FG%											
FT%											

Points in the Paint-SJSU 30, UNM 40; Points off Turnovers-SJSU 9, UNM 6
2nd Chance Points-SJSU 5, UNM 8; Fast Break Points-SJSU 9, UNM 12
Bench Points-SJSU 17, UNM 12. Score Tied-5 times. Lead changed-15 times.
Largest lead-SJSU by 13 1st-14:59, UNM by 6 2nd-0:03.
SJSU led for 31:16, UNM led for 5:17. Game tied 3:27.
Officials: Nate Harris, Randy Richardson, Kevin Brill
Technical: none

NEW MEXICO ST. NEW MEXICO 83 OT

GAME #10
Dec. 7, 2024
The Pit (15,411)
Albuquerque, NM

NMSU (4-5)	FG	3FG	FT	O-D-T	PF	TP	A	TO	BS	S</
------------	----	-----	----	-------	----	----	---	----	----	-----



2024-25 LOBO BASKETBALL

NEW MEXICO VCU

78
71

GAME #12
Dec. 18, 2024
The Pit (11,483)
Albuquerque, NM

VCU (9-3)	FG	3FG	FT	O-D-T	PF	TP	A	TO	BS	S	MP
21 Fermin*	0-0	0-0	0-0	0-2-2	4	0	2	0	1	0	21
1 Russell*	3-7	1-3	6-7	1-3-4	4	13	1	2	0	1	23
4 Clark*	0-5	0-3	0-0	1-3-4	3	0	1	0	0	1	17
11 Shulga*	6-11	3-7	5-7	0-1-1	2	20	0	3	0	2	35
22 Bamisile*	4-11	2-7	2-3	0-4-4	0	12	2	1	1	2	25
0 Jennings	2-2	0-0	0-1	0-1-1	1	4	2	1	1	1	10
2 Jackson	4-9	2-6	0-1	0-2-2	3	10	2	1	0	1	25
5 Billups	1-4	1-4	0-0	0-2-2	0	3	1	0	0	0	14
6 Hill	1-3	1-1	0-0	0-0-0	0	3	0	1	0	0	5
8 Belle	3-4	0-0	0-5	1-4-5	1	6	2	0	0	0	15
9 Bamgboye	0-1	0-0	0-0	1-1-2	3	0	0	1	3	0	12
TEAM				3-3-6							
Totals	24-57	10-31	13-24	7-26-33	21	71	13	12	6	8	200
UNM (10-3, 2-0)	FG	3FG	FT	O-D-T	PF	TP	A	TO	BS	S	MP
8 Borovicanin*	1-6	0-1	0-0	0-4-3	3	2	0	1	0	0	33
22 Amzli*	5-12	0-2	5-7	2-6-8	0	15	0	0	0	1	34
23 Joseph*	5-11	0-0	5-8	6-5-11	2	15	1	4	1	2	31
0 Noland*	0-2	0-2	0-0	0-3-3	5	0	1	1	0	0	17
2 Dent*	14-26	2-4	10-11	0-5-5	1	40	4	3	0	1	39
1 Appelhans	1-2	1-1	1-2	0-1-1	5	4	0	1	0	0	17
4 Dotson	1-4	0-0	0-3-3	0-0-0	0	2	0	1	0	2	15
6 Atiki	0-1	0-0	0-2	0-0-0	2	0	0	0	0	1	9
24 Milicevic	0-0	0-0	0-0	0-1-1	1	0	0	0	0	0	6
TEAM				3-3-6							
Totals	27-64	3-11	21-30	16-31-47	19	78	6	11	1	7	200
VCU		1st	2nd	Total		FG%	3FG%	FT%			
New Mexico		30	41	71		42.1	32.3	54.2			
		37	41	78		42.2	27.3	70.0			

Points in the Paint-VCU 26, UNM 44; Points off Turnovers-VCU 8, UNM 15
2nd Chance Points-VCU 8, UNM 16; Fast Break Points-VCU 12, UNM 11
Bench Points-VCU 26, UNM 6. Score Tied-0 times. Lead changed-2 times.
Largest lead-VCU by 1 1st-12:20, UNM by 15 2nd-15:43.
VCU led for 1:09, UNM led for 38:22. Game tied 0:29.
Officials: Mike Reed, Verne Harris, Amy Bonner
Technical: none

NEW MEXICO COLORADO ST.

76
68

GAME #13
Dec. 28, 2024
Moby Arena (4,772)
Fort Collins, CO

UNM (10-3, 2-0)	FG	3FG	FT	O-D-T	PF	TP	A	TO	BS	S	MP
8 Borovicanin*	4-4	2-2	0-1	1-3-4	3	10	1	1	1	4	24
22 Amzli*	5-10	0-2	4-4	3-2-5	4	14	1	1	0	1	31
23 Joseph*	4-9	0-0	1-2	2-9-11	3	9	1	2	0	0	24
2 Dent*	7-16	0-1	0-0	0-2-2	1	14	6	3	0	0	36
3 Washington*	0-7	0-3	2-2	1-1-2	1	2	1	1	0	1	20
0 Noland	5-7	1-2	0-0	1-3-4	1	11	1	4	0	0	20
1 Appelhans	1-2	1-2	0-0	1-0-1	1	3	1	0	0	2	16
4 Dotson	2-4	2-2	0-0	0-0-0	1	6	0	0	0	2	4
6 Atiki	1-2	0-0	0-0	0-0-0	0	2	0	0	0	0	9
24 Milicevic	2-2	1-1	0-0	0-0-0	0	5	1	0	0	0	16
TEAM				2-1-3							
Totals	31-63	7-15	7-9	11-21-32	15	76	13	12	1	10	200
CSU (7-6, 1-1)	FG	3FG	FT	O-D-T	PF	TP	A	TO	BS	S	MP
0 Evans*	3-7	2-4	2-2	1-3-4	1	10	3	3	1	1	32
10 Clifford*	7-17	0-5	3-3	3-4-7	2	17	6	4	1	3	38
15 Lake*	4-10	1-7	0-0	0-2-2	1	9	2	1	1	2	29
21 Mbemba*	2-3	0-0	2-2	1-2-3	2	6	1	3	1	1	17
25 Morton*	2-4	0-1	1-1	2-3-5	2	5	2	1	1	0	19
8 Crocker-Johnson	10-6	1-3	0-0	4-5-9	1	13	0	2	0	0	21
11 Williams	0-0	0-0	0-0	0-2-2	0	0	0	0	0	0	13
13 Born	0-2	0-0	0-0	0-0-0	0	0	1	2	0	1	8
35 Jorgensen	3-7	2-3	0-0	1-2-3	0	8	4	1	1	1	22
TEAM				0-0-0							
Totals	27-60	6-23	8-8	12-23-35	9	68	19	17	6	9	200
New Mexico		1st	2nd	Total		FG%	3FG%	FT%			
Colorado State		41	35	76		49.2	46.7	77.8			
		25	43	68		45.0	26.1	100.0			

Points in the Paint-UNM 40, CSU 40; Points off Turnovers-UNM 16, CSU 12
2nd Chance Points-UNM 7, CSU 16; Fast Break Points-UNM 6, CSU 11
Bench Points-UNM 27, CSU 21. Score Tied-2 times. Lead changed-2 times.
Largest lead-UNM by 21 1st-2:39, CSU by 2 1st-11:22.
UNM led for 35:06, CSU led for 0:26. Game tied 4:28.
Officials: Tommy Nunez, Alfred Smith, Scott Brown
Technical: none

NEW MEXICO FRESNO ST.

103
89

GAME #14
Dec. 31, 2024
Save Mart Center (5,583)
Fresno, CA

UNM (11-3, 3-0)	FG	3FG	FT	O-D-T	PF	TP	A	TO	BS	S	MP
8 Borovicanin*	1-4	0-1	1-2	1-3-4	3	3	1	0	1	1	16
22 Amzli*	8-13	4-6	3-4	0-5-5	3	23	1	6	0	0	32
23 Joseph*	4-6	0-0	4-4	1-11-12	3	12	2	1	4	1	31
2 Dent*	7-13	0-2	4-5	0-5-5	0	18	6	4	2	5	34
3 Washington*	6-9	2-2	0-0	0-1-1	1	14	6	2	0	0	29
0 Noland	11-17	1-6	0-0	1-2-3	1	23	3	2	0	1	22
1 Appelhans	1-4	1-4	0-0	0-0-0	0	3	0	0	0	0	14
4 Dotson	2-3	1-2	0-0	0-0-0	1	5	0	1	0	0	6
6 Atiki	0-0	0-0	0-0	1-2-3	2	0	1	0	1	1	5
7 Sacko	1-1	0-0	0-0	1-0-1	2	2	1	0	0	0	4
24 Milicevic	0-0	0-0	0-0	0-1-1	3	0	0	0	0	1	8
TEAM				1-0-1							
Totals	41-70	9-23	12-15	6-30-36	19	103	21	16	8	10	200
FSU (4-10, 0-3)	FG	3FG	FT	O-D-T	PF	TP	A	TO	BS	S	MP
3 Price*	3-9	0-1	9-14	5-6-11	4	15	2	3	3	6	34
11 Robinson*	2-9	2-7	0-0	0-4-4	2	6	1	1	0	0	23
23 Seck*	0-0	0-0	0-0	0-0-0	2	0	0	0	0	0	8
5 Weaver*	3-13	2-6	5-6	0-3-3	0	13	2	3	0	0	31
10 Collins*	8-11	1-1	3-4	1-1-2	3	20	2	4	0	0	32
0 Tremble	5-7	3-3	1-2	1-0-1	2	14	0	2	0	2	18
6 Bonga	0-0	0-0	0-0	0-0-0	0	0	0	0	0	0	1
8 Crawford	3-7	0-1	0-0	0-5-5	0	6	2	1	0	1	26
21 Amunike	5-11	2-3	3-5	1-1-2	2	15	1	0	0	1	27
TEAM				2-4-6							
Totals	29-67	10-22	21-31	10-24-34	15	89	10	15	4	10	200
New Mexico		1st	2nd	Total		FG%	3FG%	FT%			
Fresno State		53	50	103		58.6	39.1	80.0			
		36	53	89		43.3	45.5	67.7			

Points in the Paint-UNM 54, FSU 36; Points off Turnovers-UNM 21, FSU 18
2nd Chance Points-UNM 10, FSU 10; Fast Break Points-UNM 35, FSU 8
Bench Points-UNM 33, FSU 35. Score Tied-0 times. Lead changed-2 times.
Largest lead-UNM by 19 2nd-18:29, FSU by 1 1st-18:23.
UNM led for 39:09, FSU led for 0:30. Game tied 0:21.
Officials: Mike Reed, Nate Harris, Rob Kueneman
Technical: none

NEW MEXICO NEVADA

82
81 OT

GAME #15
Jan. 3, 2025
The Pit (14,622)
Albuquerque, NM

NEV (8-7, 0-4)	FG	3FG	FT	O-D-T	PF	TP	A	TO	BS	S	MP
4 Coleman*	5-8	2-4	0-0	0-0-0	2	12	1	2	0	1	39
11 Davidson*	4-11	4-8	6-8	2-4-6	4	18	4	2	5	0	41
42 Hymes*	2-5	0-0	4-9	3-1-4	2	8	1	1	1	2	20
8 Sanders*	6-18	1-2	8-11	1-4-5	2	21	4	3	1	1	39
20 Foster*	2-2	0-0	1-3	2-5-7	4	5	4	0	0	2	37
0 Bailey	2-3	0-0	0-0	0-3-3	4	4	0	0	0	1	17
7 Love	0-2	0-0	0-0	1-1-2	2	0	0	1	0	0	7
21 McBride	3-8	1-4	4-4	0-4-4	3	11	0	0	0	2	17
53 DuSell	1-2	0-1	0-0	0-0-0	5	2	1	0	0	0	8
TEAM				0-1-1							
Totals	25-59	8-19	23-35	9-23-32	28	81	15	10	7	9	225
UNM (12-3, 4-0)	FG	3FG	FT	O-D-T	PF	TP	A	TO	BS	S	MP
8 Borovicanin*	1-3	1-2	6-6	2-6-8	4	9	0	0	0	0	27
22 Amzli*	4-11	1-6	5-7	0-5-5	4	14	4	2	2	1	39
23 Joseph*	7-8	0-0	6-9	2-8-10	3	20	0	2	3	1	39
2 Dent*	6-11	0-0	8-9	0-0-0	3	20	6	5	1	1	39
3 Washington*	1-4	0-1	4-6	0-1-1	3	6	0	2	0	0	25
0 Noland	2-5	1-4	2-4	1-2-3	4	7	2	0	0	0	23
1 Appelhans	1-4	1-4	0-0	0-1-1	1	3	2	1	1	1	16
4 Dotson	0-1	0-0	0-0	0-0-0	0	0	0	1	0	1	6
6 Atiki	0-1	0-0	0-0	0-2-2	4	0	0	1	0	0	6
24 Milicevic	1-1	1-1	0-0	0-1-1	0	3	0	0	0	0	6
TEAM				1-3-4							
Totals	23-49	5-18	31-41	6-29-35	26	82	14	15	7	5	225
Nevada		1st	2nd	OT	Total		FG%	3FG%	FT%		
New Mexico		37	33	11	81		42.4	42.1	65.7		
		34	36	12	82		46.9	27.8	75.6		

Points in the Paint-NEV 30, UNM 32; Points off Turnovers-NEV 14, UNM 12
2nd Chance Points-NEV 7, UNM 11; Fast Break Points-NEV 12, UNM 14
Bench Points-NEV 17, UNM 13. Score Tied-18 times. Lead changed-18 times.
Largest lead-NEV by 4 1st-0:31, UNM by 8 1st-8:15.
NEV led for 10:54, UNM led for 27:18. Game tied 6:46.
Officials: Keith Kimble, Verne Harris, Amy Bonner
Technical: none

NEW MEXICO WYOMING

61
53

GAME #16
Jan. 7, 2025
Arena-Auditorium (2,938)
Laramie, WY

UNM (13-3, 5-0)	FG	3FG	FT	O-D-T	PF	TP	A	TO	BS	S	MP
8 Borovicanin*	6-10	3-6	1-1	2-9-11	1	16	0	0	0	0	31
22 Amzli*	0-7	0-4	0-0	0-2-2	3	0	1	3	1	0	24
23 Joseph*	5-10	0-0	2-4	4-8-12	3	12	0	3	2	0	37
2 Dent*	6-13	1-2	9-9	0-3-3	2	22	6	3	1	2	38
3 Washington*	1-7	0-3	1-2	0-3-3	2	3	0	0	1	2	26
0 Noland	0-3	0-2	2-2	0-1-1	3	2	0	0	0	0	1



2024-25 LOBO BASKETBALL

SAN JOSE STATE NEW MEXICO

71
70

GAME #18
Jan. 14, 2025
Provident Event Center (1,853)
San Jose, CA

UNM (14-4, 6-1)	FG	3FG	FT	O-D-T	PF	TP	A	TO	BS	S	MP
8 Borovicanin*	1-7	0-2	0-0	0-7-7	1	2	0	3	0	1	29
22 Amzil*	4-9	1-2	0-0	2-0-2	0	9	1	2	0	0	26
23 Joseph*	7-10	0-1	6-8	2-4-6	4	20	0	0	1	0	20
2 Dent*	7-14	0-2	3-4	0-2-2	1	17	5	1	0	1	34
3 Washington*	2-7	0-2	2-3	2-1-3	3	6	2	0	0	5	25
0 Noland	1-9	0-2	1-2	1-4-5	1	3	2	1	1	0	22
1 Appelhans	1-4	0-2	0-0	0-0-0	1	2	0	0	0	0	4
4 Dotson	0-0	0-0	0-0	0-0-0	0	0	0	1	0	0	5
6 Atiki	2-3	0-0	1-2	1-3-4	3	5	0	0	1	0	18
7 Sacko	0-0	0-0	0-0	0-0-0	0	0	0	0	0	0	2
24 Milicevic	2-3	2-2	0-0	2-2-4	0	6	0	0	0	0	15
TEAM				1-4-5							
Totals	27-66	3-15	13-19	11-27-38	14	70	10	8	3	7	200
SJSU (9-10, 2-5)	FG	3FG	FT	O-D-T	PF	TP	A	TO	BS	S	MP
22 Vainola*	9-16	0-0	0-1	3-6-9	2	18	1	2	1	0	31
0 Yap*	0-1	0-1	0-0	0-2-2	2	0	0	4	0	0	11
1 McClendon*	4-9	4-7	0-0	1-1-2	1	12	5	1	0	0	36
6 Hall*	1-4	0-1	0-0	0-5-5	4	2	1	1	1	1	29
9 Udjuje*	5-13	1-3	1-1	2-6-8	2	12	1	2	0	0	34
5 Davis	3-6	1-1	4-6	2-4-6	1	11	2	1	0	2	21
13 Washington	5-10	3-7	0-0	0-0-0	2	13	2	2	0	0	28
15 Marial	0-1	0-0	0-0	0-0-0	1	0	0	0	0	0	2
24 NgalaNga	1-5	1-2	0-0	0-1-1	0	3	1	0	0	1	9
TEAM				3-6-9							
Totals	28-65	10-22	5-8	11-31-42	15	71	13	14	2	4	200
	1st	2nd	Total			FG%	3FG%	FT%			
New Mexico	35	35	70			40.9	20.0	68.4			
San Jose State	31	40	71			43.1	45.5	62.5			

Points in the Paint-UNM 42, SJSU 34; Points off Turnovers-UNM 11, SJSU 5
2nd Chance Points-UNM 17, SJSU 6; Fast Break Points-UNM 10, SJSU 11
Bench Points-UNM 16, SJSU 27; Score Tied-10 times. Lead changed-11 times.
Largest lead-UNM by 13 1st-5:50, SJSU by 4 2nd-4:22.
UNM led for 26:05, SJSU led for 5:53, Game tied 8:02.
Officials: Jeffrey Anderson, Tim Comer, Steve McKinnis
Technical: SJSU-Davis

NEW MEXICO BOISE STATE

84
65

GAME #19
Jan. 17, 2025
The Pit (14,519)
Albuquerque, NM

BSU (13-6, 5-3)	FG	3FG	FT	O-D-T	PF	TP	A	TO	BS	S	MP
2 Degenhart*	5-11	1-5	3-5	1-6-7	2	14	2	1	0	2	34
10 Ugbo*	0-0	0-0	0-0	0-0-0	1	0	0	1	0	0	11
13 Meadow*	2-5	0-2	2-2	0-4-4	1	6	0	2	0	0	22
7 Lockett*	1-4	0-3	3-3	0-0-0	0	5	1	1	0	0	15
11 Cardenas*	2-7	1-4	0-0	0-4-4	1	5	6	7	0	1	29
0 Bowie	4-9	1-4	0-0	0-1-1	0	9	4	1	0	0	24
1 Stanley	2-6	0-1	0-0	2-1-3	3	4	0	1	4	0	15
5 Keene	0-1	0-1	0-0	2-2-4	2	0	3	0	0	2	11
6 Carmichael	3-4	2-3	0-1	1-1-2	1	8	0	0	0	0	7
22 Buchanan	6-10	0-1	2-2	0-3-3	3	14	0	1	0	2	26
44 Anderson	0-0	0-0	0-0	0-0-0	1	0	0	0	0	0	6
TEAM				1-0-1							
Totals	25-57	5-24	10-13	7-22-29	15	65	16	17	4	7	200
UNM (15-4, 7-1)	FG	3FG	FT	O-D-T	PF	TP	A	TO	BS	S	MP
8 Borovicanin*	4-12	1-2	2-2	0-10-10	2	9	5	1	0	4	29
22 Amzil*	3-8	1-5	4-4	0-3-3	1	11	2	0	1	1	32
23 Joseph*	7-14	0-0	2-2	1-8-9	3	16	1	3	1	2	32
2 Dent*	6-12	1-2	3-3	0-1-1	1	16	7	4	2	1	27
3 Washington*	5-8	1-1	2-2	0-2-2	3	13	5	0	1	1	27
0 Noland	4-5	1-2	0-0	0-1-1	2	9	1	0	0	0	21
4 Dotson	1-1	1-1	2-2	0-0-0	0	5	1	1	0	0	13
6 Atiki	0-0	0-0	0-0	0-1-1	2	0	0	0	0	0	5
7 Sacko	0-1	0-0	0-0	0-0-0	0	0	0	0	0	0	3
11 Webb	0-0	0-0	0-0	0-0-0	0	0	0	0	0	0	3
24 Milicevic	2-4	1-2	0-0	0-0-0	0	5	0	1	0	0	8
TEAM				2-0-2							
Totals	31-57	7-15	15-15	3-26-29	14	84	22	11	5	9	200
	1st	2nd	Total			FG%	3FG%	FT%			
Boise State	21	44	65			43.9	20.8	76.9			
New Mexico	48	36	84			54.4	46.7	100.0			

Points in the Paint-BSU 38, UNM 42; Points off Turnovers-BSU 7, UNM 20
2nd Chance Points-BSU 4, UNM 4; Fast Break Points-BSU 10, UNM 29
Bench Points-BSU 35, UNM 19; Score Tied-0 times. Lead changed-0 times.
Largest lead-BSU none, UNM by 29 2nd-7:08.
BSU led for 0:00, UNM led for 39:14, Game tied 0:46.
Officials: Keith Kimble, Nate Harris, Kevin Brill
Technical: none

NEW MEXICO FRESNO ST.

95
67

GAME #20
Jan. 20, 2025
The Pit (13,111)
Albuquerque, NM

FS (5-14, 1-7)	FG	3FG	FT	O-D-T	PF	TP	A	TO	BS	S	MP
3 Price*	5-12	0-1	2-3	1-10-11	3	12	1	3	1	0	27
7 Geneste*	1-5	0-0	0-0	2-1-3	1	2	0	0	0	2	15
8 Crawford*	6-12	0-2	0-0	1-2-3	1	12	1	3	1	1	35
5 Weaver*	5-8	1-3	3-3	0-4-4	0	14	2	3	0	3	33
10 Collins*	1-8	0-3	0-0	0-3-3	3	2	9	2	0	2	31
0 Tremble	1-11	1-9	0-0	0-1-1	0	3	2	1	0	0	19
6 Bonga	0-1	0-1	0-0	0-1-1	0	0	0	0	0	0	4
21 Amuneke	4-8	3-6	7-8	1-1-2	2	18	2	1	0	1	23
23 Seck	2-4	0-0	0-1	1-1-2	1	4	0	0	3	0	13
TEAM				1-4-5							
Totals	25-69	5-25	12-15	7-28-35	11	67	17	14	5	9	200
UNM (16-4, 8-1)	FG	3FG	FT	O-D-T	PF	TP	A	TO	BS	S	MP
8 Borovicanin*	3-5	0-1	0-0	0-3-3	2	6	1	0	0	1	19
22 Amzil*	6-8	3-4	0-0	2-5-7	3	15	3	1	0	2	20
23 Joseph*	3-6	0-0	4-8	4-11-15	0	10	1	3	0	0	25
2 Dent*	9-17	0-2	2-3	0-4-4	2	20	9	0	1	2	32
3 Washington*	5-9	2-3	0-0	0-1-1	0	13	2	0	1	1	22
0 Noland	3-13	2-6	0-0	1-4-5	2	8	3	2	0	0	21
1 Appelhans	2-8	2-6	0-0	1-1-2	2	6	2	1	0	0	14
4 Dotson	0-1	0-1	0-0	0-0-0	0	0	1	2	0	0	8
6 Atiki	1-3	0-0	0-0	1-3-4	1	2	0	0	1	1	11
7 Sacko	2-2	0-0	0-0	0-3-3	2	4	0	0	0	0	4
11 Webb	0-0	0-0	0-0	0-0-0	0	0	0	1	0	0	6
24 Milicevic	4-6	3-5	0-0	2-2-4	1	11	1	3	1	1	18
TEAM				4-2-6							
Totals	38-78	13-30	6-11	15-39-54	15	95	23	13	4	8	200
	1st	2nd	Total			FG%	3FG%	FT%			
Fresno State	27	40	67			36.2	20.0	80.0			
New Mexico	45	50	95			48.7	43.3	54.5			

Points in the Paint-FS 40, UNM 50; Points off Turnovers-FS 16, UNM 18
2nd Chance Points-FS 3, UNM 12; Fast Break Points-FS 20, UNM 26
Bench Points-FS 25, UNM 31; Score Tied-0 times. Lead changed-0 times.
Largest lead-FS none, UNM by 35 2nd-7:31.
FS led for 0:00, UNM led for 39:26, Game tied 0:34.
Officials: Randy McCall, Brian Dorsey, Crystal Hogan
Technical: none

NEW MEXICO UNLV

75
73

GAME #21
Jan. 25, 2025
Thomas & Mack Center (6,158)
Las Vegas, NV

UNM (17-4, 9-1)	FG	3FG	FT	O-D-T	PF	TP	A	TO	BS	S	MP
8 Borovicanin*	2-3	0-1	1-2	1-7-8	5	5	3	3	0	2	32
22 Amzil*	0-2	0-1	2-4	1-2-3	2	2	1	2	1	0	21
23 Joseph*	8-16	0-0	6-10	7-11-18	2	22	1	0	1	0	36
2 Dent*	13-21	2-3	6-6	0-1-1	1	34	2	4	0	0	37
3 Washington*	4-9	0-3	1-2	2-2-4	3	9	2	0	0	1	30
0 Noland	1-4	1-2	0-0	0-4-4	2	3	0	0	0	2	22
1 Appelhans	0-1	0-1	0-0	0-0-0	0	0	0	0	1	0	6
4 Dotson	0-1	0-1	0-0	0-0-0	1	0	0	0	0	0	4
6 Atiki	0-0	0-0	0-0	0-0-0	2	0	0	0	0	0	4
24 Milicevic	0-2	0-1	0-0	1-1-2	4	0	1	0	1	0	8
TEAM				3-0-3							
Totals	28-59	3-13	16-24	15-28-43	22	75	10	11	4	5	200
UNLV (11-9, 5-4)	FG	3FG	FT	O-D-T	PF	TP	A	TO	BS	S	MP
1 Hill*	3-8	0-1	2-3	5-2-7	4	8	4	2	1	4	34
45 Cherry*	2-6	0-0	4-7	2-2-4	3	8	0	0	0	0	19
10 Henley*	3-5	2-3	4-2	1-5-6	3	9	0	3	0	1	27
11 Thomas*	5-12	0-1	8-10	0-1-1	1	18	7	3	1	0	39
20 Rishwain*	5-11	5-10	1-2	0-3-3	3	16	0	0	0	1	25
12 Bannarbie	0-0	0-0	0-0	0-0-0	1	0	0	0	0	0	1
13 Hicks	1-2	0-0	3-5	2-2-4	0	5	1	1	0	1	22
14 Bedford	1-6	1-5	0-0	0-1-1	0	3	2	2	0	0	12
22 N'Diaye	3-4	0-1	0-0	1-7-8	3	6	0	0	2	0	20
TEAM				1-0-1							
Totals	23-54	8-21	19-29	12-23-35	18	73	14	12	4	7	200
	1st	2nd	Total			FG%	3FG%	FT%			
New Mexico	39	36	75			47.5	23.1	66.7			
UNLV	39	34	73			42.6	38.1	65.5			

Points in the Paint-UNM 42, UNLV 28; Points off Turnovers-UNM 4, UNLV 10
2nd Chance Points-UNM 17, UNLV 13; Fast Break Points-UNM 5, UNLV 5
Bench Points-UNM 3, UNLV 14; Score Tied-9 times. Lead changed-8 times.
Largest lead-UNM by 8 1st-4:40, UNLV by 3 2nd-16:54.
UNM led for 30:52, UNLV led for 3:48, Game tied 4:20.
Officials: Jason Phillips, Verne Harris, Scott Brown
Technical: none

NEW MEXICO UTAH STATE

82
63

GAME #22
Feb. 1, 2025
Smith Spectrum (10,270)
Logan, UT

UNM (18-4, 10-1)	FG	3FG	FT	O-D-T	PF	TP	A	TO	BS	S	MP
8 Borovicanin*	0-5	0-3	0-1	0-4-4	3	0	1	3	0	0	25
22 Amzil*	4-6	2-4	6-7	1-2-3	4	16	1	3	0	0	28
23 Joseph*	7-7	0-0	1-1	3-10-13	4	15	1	2	1	0	26
2 Dent*	5-13	0-1	4-4	0-4-4	1	14	6	3	1	2	36
3 Washington*	4-9	2-5	3-5	2-6-8	2	13	1	3	0	2	31
0 Noland	4-8	1-3	2-3	1-1-2	3	11	1	0	1	0	21
1 Appelhans	0-0	0-0	0-0	0-1-1	0	0	0	0	0	0	4
4 Dotson	1-2	0-1	0-0	0-0-0	1	2	1	0	0	0	4
6 Atiki	0-2	0-0	2-4	0-5-5	2	2	0	1	2	0	14
11 Webb	0-0	0-0	1-2	1-0-1	0	1	0	0	0	0	1
24 Milicevic	3-6	2-5	0-0	0-3-3	2	8	0	0	0	0	10
TEAM				4-0-4							
Totals	28-58	7-22	19-27	12-36-48	22	82	12	15	5	4	200
USU (19-3, 9-2)	FG	3FG	FT	O-D-T	PF	TP	A	TO	BS	S	MP
2 Anderson*	0-2	0-1	0-0	0-0-0	1	0	0	0	0	0	4
4 Martinez*	4-12	0-7	2-7	0-5-7	4	10	4	1	1	1	25
12 Falsinev*	2-8	0-3	0-2	0-7-4	2	4	1	0	0	3	33
13 Albury*	4-9	0-1	4-8	0-1-1	1	12	2	2	2	0	25
21 Gateretse*	4-5	0-1	1-2	0-2-2	2	9	0	0	0	0	20
3 Smith	0-1	0-1	0-0	0-0-0	0	0	0	0	0	0	10
5 Barnes	0-1	0-1	0-0	0-0-0	1	0	4	1	0	1	10
7 Akanno	3-8	2-6	2-2	2-2-4	3	10	1	0	0	0	25
8 Allen	5-9	3-4	1-2	0-0-0	3	14	2	4	2	1	30
20 Johnson	0-2	0-2	0-0	0-1-1	0	0	0	0	1	0	1
22 Templin	1-5	0-4	0-0	2-4-6	3	2	2	0	3	0	21
23 Davis	1-2	0-0	0-0	0-0-0	1	2	0	0	0	0	1
TEAM				6-1-7							
Totals	24-64	5-31	10-23	20-33-33	21	63	16	9	5	9	200
New Mexico	1st	2nd	Total			FG%	3FG%	FT%			
Utah State	36	52	82			43.8	31.8	70.4			
	36	27	63			37.5	16.1	43.5			



2024-25 LOBO BASKETBALL

NEW MEXICO AIR FORCE

88
53

GAME #24
Feb. 8, 2025
Clune Arena (2,619)
USAFA, Colo.

UNM (20-4, 12-1)	FG	3FG	FT	O-D-T	PF	TP	A	TO	BS	S	MP
8 Borovicinanin*	5-9	0-2	0-0	0-1-1	2	10	1	1	0	0	20
23 Joseph*	6-10	0-1	2-3	7-14-21	1	14	0	3	1	2	28
24 Milicevic*	1-3	0-2	1-1	1-6-7	0	3	0	1	0	1	22
2 Dent*	9-19	3-6	4-5	1-1-2	0	25	6	2	0	1	33
3 Washington*	6-14	1-4	3-6	1-4-5	0	16	1	0	0	4	24
0 Noland	3-6	1-2	1-1	0-0-0	3	8	0	0	1	0	18
1 Appelhans	1-4	1-2	2-2	0-0-0	1	5	1	0	0	0	17
4 Dotson	2-2	2-2	0-0	0-1-1	0	6	0	0	0	1	7
6 Atiki*	0-1	0-0	0-0	1-3-4	2	0	1	0	2	1	12
7 Sacko	0-1	0-1	0-0	1-3-4	3	0	0	0	1	0	13
11 Webb	0-1	0-1	1-4	0-1-1	2	1	0	0	0	1	6
TEAM				0-2-2							
Totals	33-70	8-23	14-22	12-36-48	14	88	10	7	5	11	200
AF (3-21, 0-13)	FG	3FG	FT	O-D-T	PF	TP	A	TO	BS	S	MP
3 Kearney*	3-6	3-5	3-3	0-3-3	2	12	2	2	0	2	27
51 Celichowski*	3-10	0-1	1-2	1-1-2	5	7	0	1	2	0	22
5 Taylor*	3-11	2-8	0-0	1-4-5	1	8	2	6	0	2	31
24 Mills*	2-5	0-1	1-2	0-4-4	3	5	2	1	0	1	26
35 Marshall*	2-5	0-0	1-2	0-6-6	2	5	6	3	0	1	30
2 Patterson	0-0	0-0	1-2	0-1-1	1	1	0	2	0	0	7
6 Cooper	0-1	0-1	0-0	1-0-1	1	0	0	0	0	0	5
10 Walker	2-5	0-0	0-0	0-0-0	3	4	0	1	0	0	11
11 Brown	0-1	0-0	0-2	0-1-1	0	0	0	0	0	0	9
14 Becker	0-3	0-2	2-2	0-1-1	0	2	1	0	0	0	12
20 Oke	2-4	2-3	0-0	0-6-6	0	6	1	1	0	0	13
22 Springer	0-3	0-3	3-4	1-0-1	0	3	0	0	0	0	4
23 Duskin	0-0	0-0	0-0	0-1-1	0	0	0	0	0	0	4
TEAM				0-2-2							
Totals	17-54	7-24	12-19	4-30-34	18	53	14	18	2	6	200
New Mexico	1st	2nd	Total	FG%	3FG%	FT%					
Air Force	34	54	88	47.1	34.8	63.6					
	24	29	53	31.5	29.2	63.2					

Points in the Paint-UNM 48, AF 18; Points off Turnovers-UNM 21, AF 4
2nd Chance Points-UNM 13, AF 3; Fast Break Points-UNM 21, AF 11
Bench Points-UNM 20, AF 16. Score Tied-0 times. Lead changed-1 time.
Largest lead-UNM by 35 2nd-2:54, AF by 6 1st-15:23.
UNM led for 34:23, AF led for 5:04, Game tied 0:33.
Officials: Andy O'Brien, Amy Bonner, Alfred Smith
Technical: none

NEW MEXICO WYOMING

71
67

GAME #25
Feb. 12, 2025
The Pit (11,852)
Albuquerque, NM

UNM (21-4, 13-1)	FG	3FG	FT	O-D-T	PF	TP	A	TO	BS	S	MP
8 Borovicinanin*	0-2	0-1	1-2	4-3-7	0	1	0	2	0	1	17
22 Amzil*	1-4	0-2	0-0	1-2-3	0	2	0	1	0	0	17
23 Joseph*	4-6	0-0	3-6	3-5-8	4	11	2	5	2	3	30
2 Dent*	7-19	0-3	6-10	0-6-6	3	20	7	3	1	3	38
3 Washington*	5-9	2-4	3-5	0-3-3	2	15	0	1	0	3	30
0 Noland	3-11	2-6	4-6	1-1-2	1	12	1	0	0	0	30
1 Appelhans	0-1	0-1	0-0	0-0-0	1	0	0	0	0	0	3
4 Dotson	0-0	0-0	0-0	0-0-0	1	0	0	0	0	0	5
6 Atiki	0-0	0-0	0-0	1-0-1	2	0	0	0	0	0	5
24 Milicevic	3-3	3-3	1-5	1-2-3	1	10	0	1	0	0	23
TEAM				1-2-3							
Totals	23-55	7-20	18-34	12-24-36	16	71	10	13	3	10	200
Wyoming	1st	2nd	Total	FG%	3FG%	FT%					
New Mexico	29	28	67	53.8	53.8	28.6					
	39	42	71	41.8	35.0	52.9					

Points in the Paint-UNW 32, UNM 26; Points off Turnovers-UNW 8, UNM 17
2nd Chance Points-UNW 0, UNM 11; Fast Break Points-UNW 2, UNM 23
Bench Points-UNW 20, UNM 22. Score Tied-6 times. Lead changed-3 times.
Largest lead-UNW by 13 1st-1:25, UNM by 5 2nd-0:15.
UNW led for 35:19, UNM led for 1:07, Game tied 3:34.
Officials: Verne Harris, Earl Walton, Tim Marion
Technical: UNM-Coach Pitino

NEW MEXICO UTAH STATE

82
79

GAME #26
Feb. 16, 2025
The Pit (15,411)
Albuquerque, NM

USU (22-4, 12-3)	FG	3FG	FT	O-D-T	PF	TP	A	TO	BS	S	MP
21 Gateretse*	0-0	0-0	0-0	1-1-2	5	0	1	1	0	0	7
4 Martinez*	7-15	4-9	3-3	1-3-4	2	21	3	1	1	1	36
7 Akanno*	0-1	0-0	1-2	0-4-4	2	1	0	1	0	2	30
12 Falslev*	10-16	4-7	3-3	3-3-6	3	27	1	5	0	5	37
13 Albany*	3-6	0-0	0-2	1-0-1	3	6	2	0	0	1	14
2 Anderson	1-2	1-2	0-0	0-1-1	1	3	0	0	1	0	14
8 Allen	6-11	1-4	0-0	2-0-2	1	13	10	3	0	3	28
20 Johnson	1-5	0-3	4-4	2-0-2	4	6	0	1	0	0	11
22 Templin	0-3	0-1	0-0	1-1-2	4	0	1	1	1	0	17
23 Davis	0-0	0-0	0-0	0-1-1	4	2	0	0	0	0	4
TEAM				1-1-2							
Totals	28-59	10-26	13-16	12-15-27	29	79	18	14	3	12	200
UNM (22-4, 14-1)	FG	3FG	FT	O-D-T	PF	TP	A	TO	BS	S	MP
8 Borovicinanin*	2-5	1-3	6-8	2-3-5	2	11	2	3	2	0	34
23 Joseph*	4-10	0-0	7-8	1-4-5	3	15	1	2	0	1	31
24 Milicevic*	2-8	0-4	1-1	3-4-7	1	5	0	0	0	1	37
2 Dent*	8-12	2-3	5-6	1-2-3	2	23	3	5	3	2	40
3 Washington*	8-15	4-8	5-7	2-3-5	3	25	4	2	2	4	36
0 Noland	0-1	0-1	0-0	0-0-0	0	0	0	0	0	0	7
1 Appelhans	0-1	0-1	2-2	1-0-1	1	2	0	0	0	0	7
6 Atiki	0-0	0-0	1-2	2-2-4	2	1	0	2	2	0	8
7 Sacko	0-0	0-0	0-0	0-0-0	1	0	0	0	0	0	1
TEAM				2-3-5							
Totals	24-52	7-20	27-34	14-21-35	15	82	10	14	9	8	200
Utah State	1st	2nd	Total	FG%	3FG%	FT%					
New Mexico	42	37	79	47.5	38.5	81.3					
	36	46	82	46.2	35.0	79.4					

Points in the Paint-USU 32, UNM 30; Points off Turnovers-USU 19, UNM 17
2nd Chance Points-USU 18, UNM 14; Fast Break Points-USU 16, UNM 15
Bench Points-USU 24, UNM 3. Score Tied-14 times. Lead changed-11 times.
Largest lead-USU by 10 2nd-19:01, UNM by 8 2nd-2:56.
USU led for 21:53, UNM led for 11:51, Game tied 5:16.
Officials: Mike Littlewood, Jason Phillips, Michael Irving
Technical: none

BOISE STATE NEW MEXICO

86
78

GAME #27
Feb. 19, 2025
ExtraMile Arena (11,110)
Boise, ID

UNM (22-5, 14-2)	FG	3FG	FT	O-D-T	PF	TP	A	TO	BS	S	MP
8 Borovicinanin*	7-9	3-5	1-2	1-3-4	5	18	1	2	0	0	28
23 Joseph*	8-11	0-0	1-2	1-7-8	2	17	1	4	0	2	36
24 Milicevic*	0-4	0-3	0-0	0-3-3	2	0	2	1	1	1	28
2 Dent*	4-13	0-0	9-11	1-2-3	1	17	11	4	2	0	37
3 Washington*	4-6	1-3	0-0	1-3-4	5	9	3	2	0	2	26
0 Noland	4-9	2-5	2-2	1-2-3	4	12	0	1	0	1	22
1 Appelhans	1-2	1-1	0-0	0-0-0	2	3	0	1	0	0	8
4 Dotson	0-2	0-1	0-0	0-1-1	1	0	0	0	1	0	3
6 Atiki	1-1	0-0	0-0	0-0-0	1	2	0	0	0	1	4
7 Sacko	0-0	0-0	0-0	0-1-1	1	0	0	0	0	0	8
TEAM				1-2-3							
Totals	29-57	7-18	13-17	6-24-30	24	78	18	15	4	7	200
BSU (18-8, 10-5)	FG	3FG	FT	O-D-T	PF	TP	A	TO	BS	S	MP
2 Degenhart*	9-16	1-3	13-15	3-4-7	2	32	2	3	0	1	35
6 Carmichael*	5-11	4-8	7-9	1-4-5	0	21	1	2	0	0	31
10 Ugbo*	1-2	0-0	1-2	0-3-3	1	3	0	2	0	0	10
13 Meadow*	2-8	1-3	0-0	0-1-1	1	5	2	1	0	0	28
1 Cardenas*	3-7	3-6	2-2	0-3-3	3	11	10	3	0	5	39
0 Bowie	0-1	0-0	0-1	0-1-1	0	0	0	1	0	0	2
1 Stanley	3-3	1-1	0-0	2-1-3	4	7	2	1	0	1	16
5 Keene	1-1	0-0	3-4	0-4-4	3	5	2	0	1	3	24
22 Buchanan	1-3	0-2	0-0	0-2-2	1	2	1	0	0	0	16
TEAM				1-0-1							
Totals	25-52	10-24	26-32	7-23-30	15	86	20	13	1	10	200
New Mexico	1st	2nd	Total	FG%	3FG%	FT%					
Boise State	39	39	78	50.9	38.9	76.5					
	42	44	86	48.1	41.7	81.3					

Points in the Paint-UNM 42, BSU 30; Points off Turnovers-UNM 15, BSU 16
2nd Chance Points-UNM 16, BSU 14; Fast Break Points-UNM 21, BSU 12
Bench Points-UNM 17, BSU 14. Score Tied-6 times. Lead changed-3 times.
Largest lead-UNM by 6 1st-16:20, BSU by 19 2nd-12:01.
UNM led for 12:17, BSU led for 23:36, Game tied 4:07.
Officials: Brian Dorsey, Nate Harris, Amy Bonner
Technical: none

SAN DIEGO ST NEW MEXICO

73
65

GAME #28
Feb. 25, 2025
Viejas Arena (12,414)
San Diego, CA

UNM (22-6, 14-3)	FG	3FG	FT	O-D-T	PF	TP	A	TO	BS	S	MP
8 Borovicinanin*	2-6	1-3	4-5	2-4-6	1	9	1	1	0	1	23
22 Amzil*	1-8	1-6	0-0	3-3-3	2	3	0	1	0	1	15
23 Joseph*	2-7	0-0	2-5	7-9-16	4	6	0	1	0	2	37
2 Dent*	9-20	2-4	6-6	0-0-0	3	26	7	1	1	0	38
3 Washington*	1-9	0-5	0-0	0-2-2	2	2	1	1	2	4	32
0 Noland	1-5	1-4	0-0	1-4-5	1	3	1	2	0	1	26
4 Dotson	0-0	0-0	0-0	0-0-0	1	0	0	1	0	0	1
6 Atiki	0-0	0-0	0-0	0-0-0	1	0	0	1	0	0	3
24 Milicevic	6-9	4-6	0-0	0-4-4	3	16	0	3	0	1	25
TEAM				1-2-3							
Totals	22-64	9-28	12-16	14-25-39	18	65	10	13	3	10	200
SDSU (19-7, 12-5)	FG	3FG	FT	O-D-T	PF	TP	A	TO	BS	S	MP
31 Coleman-Jones*	5-10	1-3	1-1	1-2-3	2	12	2	1	3	0	32
40 Heide*	5-7	0-0	0-2	3-4-7	3	10	2	1	1	1	25
2 Boyd*	5-13	3-6	4-6	0-7-7	2	17	6	3	0	0	34
10 Davis*	2-2	0-0	0-0	2-1-2	2	1	0	1	0	0	27
21 Byrd*	3-4	2-5	5-9	9-9-3	3	13	3	3	1	3	31
3 McKinney	1-4	0-2	1-2	0-0-0	3	3	0	0	0	1	13
5 Compton	3-5	0-0	2-4	1-2-3	3	8	0	2	2	2	19
23 Ferrari	0-0	0-0	0-0	0-0-0	0	0	0	0	0	0	1
24 DeGournville	1-2	1-2	1-2	0-2-2	1	4	1	2	1	1	18
TEAM				1-2-3							
Totals	25-52	9-21	14-22	62-39-35	19	73	16	15	8	10	200
	1st	2nd	2nd	Total		FG%	3FG%	FT%			
New Mexico	29	36	65			34.4	32.1	75.0			
San Diego State	33	40	73			48.1	42.9	63.6			



2024-25 LOBO BASKETBALL

LOBO HIGHS AND LOWS

	SEASON HIGH	SEASON LOW	PITINO ERA HIGH	PITINO ERA LOW
Points	122, vs. Western NM (12/14/24)	61, at Wyoming (1/7/25)	106, vs. Western NM (12/14/24)	47, at San Diego St (1/31/22)
Points (Half)	62 ² , vs. Western NM (12/14/24)	18 ¹ , at Wyoming (1/7/25)	62 ² , vs. Western NM (12/14/24)	18 ¹ , at Wyoming (1/7/25)
Victory Margin	+52, vs. Western NM (12/14/24)	-	+52, vs. Western NM (12/14/24)	-
FGs	47, vs. Western NM (12/14/24)	19, at Wyoming (1/7/25)	47, vs. Western NM (12/14/24)	16, at San Diego St (1/31/22)
FGAs	84, vs. New Mexico State (12/7/24)	49, twice	84, vs. New Mexico State (12/7/24)	49, twice
FG%	.603, vs. Western NM (12/14/24)	.333, at Wyoming (1/7/25)	.607, at San Jose State (2/17/23)	.297, vs. Clemson (3/22/24)
FG% (half)	.677 ¹ , at Fresno State (12/31/24)	.185 ¹ , at Wyoming (1/7/25)	.677 ¹ , at Fresno State (12/31/24)	.185 ¹ , at Wyoming (1/7/25)
3FGs	14, vs. Western NM (12/14/24)	3, three times	17, vs. Utah State (1/8/22)	2, three times
3FGAs	36, vs. Nicholls (11/4/24)	11, vs. VCU (12/18/24)	36, vs. Nicholls (11/4/24)	9, vs. North Dakota St (11/26/22)
3FG%	.643, vs. Colorado St (2/5/25)	.194, vs. Nicholls (11/4/24)	.643, vs. Colorado St (2/5/25)	.125, vs. Air Force (2/26/22)
FTs	31, vs. Nevada (1/3/25)	6, vs. Fresno St (1/20/25)	36, vs. UTSA (12/10/22)	2, at Colorado State (1/19/22)
FTAs	41, vs. Nevada (1/3/25)	9, at Colorado St (12/28/24)	46, vs. UTSA (12/10/22)	4, at Colorado State (1/19/22)
FT%	1.00, vs. Boise State (1/17/25)	.389, at St. John's (11/17/24)	1.00, vs. Boise State (1/17/25)	.300, at Utah State (2/22/22)
Off Rebs	23, vs. New Mexico State (12/7/24)	3, vs. Boise State (1/17/25)	23, vs. New Mexico State (12/7/24)	3, three times
Def Rebs	39, vs. Fresno State (1/20/25)	16, at St. John's (11/17/24)	45, vs. Prairie View A&M (12/20/22)	15, twice
Total Rebs	54, vs. Fresno State (1/20/25)	29, vs. Boise State (1/17/25)	64, vs. Prairie View A&M (12/20/22)	23, at Wyoming (1/22/22)
Rebound Margin	+19, vs. Fresno State (1/20/25)	-	+27, vs. Prairie View A&M (12/20/22)	-
Fouls	28, vs. TAMUCC (11/12/24)	13, vs. San Jose State (12/4/24)	28, twice	9, twice
Assists	31, vs. Western NM (12/14/24)	6, vs. VCU (12/18/24)	31, vs. Western NM (12/14/24)	5, at San Diego St (1/14/23)
Turnovers	24, vs. UCLA (11/8/24)	6, vs. New Mexico State (12/7/24)	24, vs. UCLA (11/8/24)	4, twice
Blocks	10, vs. Nicholls (11/4/24)	1, twice	14, twice	0, at San Diego St (2/16/24)
Steals	17, vs. Western NM (12/14/24)	4, at Utah State (2/1/25)	18, vs. Santa Clara (12/9/23)	1, vs. San Jose St (1/17/23)
Double Figure Scorers	5, nine times	2, three times	6, vs. Utah State (1/16/24)	2, numerous times
Players to Score	12, twice	6, three times	12, four times	5, twice

OPPONENT HIGHS AND LOWS

	SEASON HIGH	SEASON LOW	PITINO ERA HIGH	PITINO ERA LOW
Points	89, twice	48, San Diego St (1/11/25)	97, at Nevada (1/23/23)	46, Northern NM (2/11/22)
Points (Half)	53 ² , at Fresno State (12/31/24)	20 ¹ , San Diego St (1/11/25)	54 ² , at Boise State (3/2/24)	20 ¹ , twice
Victory Margin	+14, at St. John's (11/17/24)	-	+29, at UNLV (1/11/22)	-
FGs	34, at St. John's (11/17/24)	17, twice	37, New Mexico State (12/6/21)	17, twice
FGAs	72, Nicholls (11/4/24)	48, San Diego St (1/11/25)	76, Boise State (1/20/23)	46, Fresno State (1/25/22)
FG%	.538, Wyoming (2/12/25)	.315, at Air Force (2/8/25)	.660, at Air Force (2/10/23)	.282, Prairie View A&M (12/20/22)
FG% (half)	.630 ² , TAMUCC (11/12/24)	.214 ² , at Wyoming (1/7/25)	.741 ² , at San Jose St (2/20/22)	.214 ² , at Wyoming (1/7/25)
3FGs	15, Nicholls (11/4/24)	4, at St. John's (11/17/24)	15, Nicholls (11/4/24)	2, twice
3FGAs	37, Nicholls (11/4/24)	13, Wyoming (2/12/25)	37, Nicholls (11/4/24)	8, UNLV (2/10/24)
3FG%	.538, Wyoming (2/12/25)	.161, at Utah State (2/1/25)	.550, at Colorado State (3/3/23)	.125, Iona (12/18/22)
FTs	26, at Boise St (2/19/25)	4, Wyoming (2/12/25)	27, three times	2, twice
FTAs	35, twice	8, twice	38, Boise State (1/15/22)	4, San Diego St (2/25/23)
FT%	1.00, at Colorado St. (12/28/24)	.286, Wyoming (2/12/25)	1.00, twice	.400, New Mexico St (12/6/21)
Off Rebs	22, at St. John's (11/17/24)	3, San Diego St (1/11/25)	29, at San Jose State (2/17/23)	2, vs. Toledo (11/21/23)
Def Rebs	37, New Mexico State (12/7/24)	15, Utah State (2/16/25)	38, twice	15, twice
Total Rebs	49, twice	24, Western NM (12/14/24)	52, Boise State (1/15/22)	22, No. Colorado (11/27/22)
Rebound Margin	+17, at St. John's (11/17/24)	-	+27, Boise State (1/15/22)	-
Fouls	29, Utah State (2/16/25)	9, at Colorado St. (12/28/24)	30, Southern Utah (11/7/22)	9, at Colorado St. (12/28/24)
Assists	20, three times	9, Colorado St. (2/5/25)	23, twice	7, Prairie View A&M (12/20/22)
Turnovers	24, Western NM (12/14/24)	9, at Utah State (2/1/25)	26, vs. Santa Clara (12/9/23)	4, San Jose State (1/17/23)
Blocks	8, twice	0, vs. USC (11/29/24)	9, twice	0, numerous times
Steals	12, twice	2, at Wyoming (1/7/25)	15, vs. UAB (11/25/21)	1, twice
Double Figure Scorers	5, three times	1, three times	6, Utah State (1/8/22)	0, Nevada (1/28/24)
Players to Score	10, four times	7, eight times	12, UTSA (12/10/22)	5, at Air Force (1/20/24)

Bold denotes school record



2024-25 LOBO BASKETBALL

SUPERLATIVES...

LARGEST LEAD AT ANY TIME:	53 (122-69), vs. Western New Mexico (Dec. 14)
LARGEST DEFICIT AT ANY TIME:	19 (45-64), at Boise State (Feb. 19)
LARGEST DEFICIT OVERCOME TO WIN:	14 (18-32), at Wyoming (Jan. 7)
LARGEST LEAD SURRENDERED IN A LOSS:	14 (33-19), vs. New Mexico State (Dec. 7)
LARGEST HALFTIME LEAD:	27, (48-21), vs. Boise State (Jan. 17)
LARGEST HALFTIME DEFICIT:	14 (18-32), at Wyoming (Jan. 7)
LARGEST HALFTIME DEFICIT OVERCOME TO WIN:	14 (18-32), at Wyoming (Jan. 7)
LARGEST HALFTIME LEAD SURRENDERED IN A LOSS:	4 (35-31), at San Jose State (Jan. 14)
MOST CONSECUTIVE POINTS SCORED:	22, vs. Western New Mexico (Dec. 14)
MOST CONSECUTIVE POINTS ALLOWED:	13, twice

SPECIALTY STATS...

POINTS OFF TURNOVERS	NEW MEXICO	OPPONENT
Average	16.9	10.2
High	45 vs. Western NM (Dec. 14)	21, by St. John's (Nov. 17)
Low	4 at UNLV (Jan. 25)	1, by San Diego St (Jan. 11)

2ND CHANCE POINTS	NEW MEXICO	OPPONENT
Average	12.1	10.1
High	24, vs. Texas Southern (Nov. 24)	25, by St. John's (Nov. 17)
Low	2, twice	0, by Wyoming (Feb. 12)

POINTS IN THE PAINT	NEW MEXICO	OPPONENT
Average	39.8	31.3
High	62 vs. Western NM (Dec. 14)	48, by St. John's (Nov. 17)
Low	24, at Wyoming (Jan. 7)	18, twice

FAST BREAK POINTS	NEW MEXICO	OPPONENT
Average	17.1	10.2
High	38 vs. Western NM (Dec. 14)	16, twice
Low	0 at Utah State (Feb. 1)	2, twice

BENCH POINTS	NEW MEXICO	OPPONENT
Average	20.9	22.4
High	74 vs. Western NM (Dec. 14)	37, by Air Force (Mar. 1)
Low	3, twice	8, by St. John's (Nov. 17)

LOBO LEADERS...

POINTS	2024-25	CAREER	REBOUNDS	2024-25	CAREER
Donovan Dent	18	28	Nelly Junior Joseph	21	36
Nelly Junior Joseph	6	9	Mustapha Amzil	2	3
Mustapha Amzil	4	5	Filip Borovicinan	2	2
Tru Washington	3	3	Atiki Ally Atiki	2	2
CJ Noland	2	2	Tru Washington	1	2
Filip Borovicinan	1	1	Jovan Milicevic	1	1
Jovan Milicevic	1	1	Donovan Dent	1	1

ASSISTS	2024-25	CAREER	STEALS	2024-25	CAREER
Donovan Dent	27	60	Tru Washington	15	22
Tru Washington	2	2	Donovan Dent	9	25
Filip Borovicinan	1	1	Nelly Junior Joseph	6	12
Mustapha Amzil	-	2	CJ Noland	6	6
			Kayde Dotson	3	3
			Filip Borovicinan	3	3
			Mustapha Amzil	2	4
			Atiki Ally Atiki	1	1
			Braden Appelhans	1	1
			Quinton Webb	-	1

BLOCKS	2024-25	CAREER
Nelly Junior Joseph	16	29
Atiki Ally Atiki	8	8
Donovan Dent	4	20
Mustapha Amzil	3	5
Tru Washington	2	3
CJ Noland	2	2
Jovan Milicevic	2	2
Filip Borovicinan	1	1
Braden Appelhans	1	1
Quinton Webb	-	1

NEW MEXICO'S RECORD...

Home.....	15-1
Road	6-4
Neutral	2-1
Ranked Opponent (either AP or Coaches).....	1-1
Unranked Opponent.....	22-5
Leads at halftime	17-2
Trails at halftime	5-4
Tied at halftime.....	1-0
Goes into overtime.....	1-1
Leads by 10 or more points.....	17-2
Trails by 10 or more points.....	4-5
Shoots 50% or better	9-1
Shoots less than 50%	14-5
Shoots less than 45%	6-5
Shoots less than 40%	3-3
Opponent shoots 50% or better.....	2-2
Opponent shoots less than 50%.....	21-4
Opponent shoots less than 45%.....	17-1
Opponent shoots less than 40%.....	9-0
Has higher FG% than opponent	19-1
Has lower FG% than opponent.....	4-5
Has same FG% as opponent.....	0-0
Outrebounds its opponent	16-3
Outrebounded by opponent.....	3-2
Has same rebounds as opponent	4-1
Has more offensive rebounds than opponent.....	15-3
Has fewer offensive rebounds than opponent.....	7-2
Has same offensive rebounds as opponent	1-1
Has fewer turnovers than opponent.....	18-4
Has more turnovers than opponent	4-2
Has same turnovers as opponent.....	1-0
Has fewer than 10 turnovers	6-2
Opponent has fewer than 10 turnovers.....	1-0
Shoots more FTs than opponent	18-3
Shoots fewer FTs than opponent.....	4-3
Shoots the same FTs as opponent.....	1-0
Has game decided by 10 points or less or OT	10-5
Has game decided by 5 points or less or OT	4-3
Scores <60 points	0-0
Scores 60-69 points	2-1
Scores 70-79 points	5-3
Scores 80-89 points	9-2
Scores 90+ points	7-0
Allows <60 points.....	4-0
Allows 60-69 points.....	8-0
Allows 70-79 points.....	7-2
Allows 80-89 points.....	4-4
Allows 90+ points.....	0-0
Wins the tip	14-3
Loses the tip.....	9-3
White uniforms.....	12-0
White uniforms (turquoise trim)	1-2
Red uniforms	5-2
Red uniforms (turquoise trim).....	2-1
Turquoise uniforms	1-1
Yellow statehood uniforms	1-0
Retro 1978 style uniforms	1-0



Season Highs

Pts	23	at Fresno State (12/31/24)
Reb	8	vs. Texas Southern (11/24/24)
FG	11	at Fresno State (12/31/24)
FGA	17	at Fresno State (12/31/24)
3FG	3	twice
3FGA	9	vs. Nicholls (11/4/24)
FT	8	vs. UCLA (11/8/24)
FTA	8	vs. UCLA (11/8/24)
Ast	3	six times
Blk	3	vs. Nicholls (11/4/24)
Stl	3	six times
Min	31	vs. New Mexico State (12/7/24)

Career Highs

23	twice
8	vs. Texas Southern (11/24/24)
11	at Fresno State (12/31/24)
18	at Florida Atlantic (1/28/24) ^{NT}
4	vs. Tulane (3/14/24) ^{NT}
9	vs. Nicholls (11/4/24)
8	vs. UCLA (11/8/24)
9	vs. Tulane (3/14/24) ^{NT}
5	four times
3	vs. Nicholls (11/4/24)
4	at Boise State (12/5/23) ^{NT}
36	vs. Tulane (1/6/24) ^{NT}

MW Career Highs

23	at Fresno State (12/31/24)
5	three times
11	at Fresno State (12/31/24)
17	at Fresno State (12/31/24)
3	vs. Colorado State (2/5/25)
6	three players
4	twice
6	vs. Wyoming (2/12/25)
3	twice
1	three times
3	vs. Air Force (3/1/25)
30	vs. Wyoming (2/12/25)

8.5 PPG | 2.8 RPG | 21.2 MPG | 1.3 APG

2024-25 GAME-BY-GAME

Opponent	MP	FG-A	3G-A	FT-A	O-D-T	PF	A	TO	BS	ST	TP
Nicholls	22	4-14	1-9	1-3	2-1-3	2	1	1	3	1	10
vs. UCLA	19	2-5	1-2	8-8	0-1-1	5	1	0	0	3	13
A&M-Corpus Christi	16	1-7	1-5	2-2	0-3-3	5	1	3	0	3	5
at St. John's	28	5-12	2-5	3-5	4-0-4	4	3	2	1	3	15
Grambling State*	28	2-7	2-6	2-2	1-3-4	1	3	0	0	3	8
Texas Southern*	21	3-6	0-2	0-1	2-6-8	2	1	1	0	2	6
vs. Arizona State*	30	4-7	3-3	2-2	0-4-4	3	2	1	0	2	13
vs. USC*	23	3-8	0-4	0-4	0-3-3	3	0	1	0	2	6
San Jose State					-INJ-						
New Mexico State*	31	3-12	1-6	0-0	0-0-0	3	3	1	0	2	7
Western NM*	13	3-6	1-3	2-2	1-1-2	1	3	0	0	3	9
VCU*	17	0-2	0-2	0-0	0-3-3	5	1	1	0	0	0
at Colorado State	20	5-7	1-2	0-0	1-3-4	1	1	4	0	0	11
at Fresno State	22	11-17	1-6	0-0	1-2-3	1	3	2	0	1	23
Nevada	23	2-5	1-4	2-4	1-2-3	4	2	0	0	0	7
at Wyoming	14	0-3	0-2	2-2	0-1-1	3	0	0	0	0	2
San Diego State	14	1-5	0-2	0-0	0-1-1	1	0	0	0	0	2
at San Jose State	22	1-9	0-2	1-2	1-4-5	1	2	1	1	0	3
Boise State	21	4-5	1-2	0-0	0-1-1	2	1	0	0	0	9
Fresno State	21	3-13	2-6	0-0	1-4-5	2	3	2	0	0	8
at UNLV	22	1-4	1-2	0-0	0-4-4	2	0	0	0	2	3
at Utah State	21	4-8	1-3	2-3	1-1-2	3	1	0	1	0	11
Colorado State	22	7-7	3-3	2-2	1-1-2	2	2	1	0	1	19
at Air Force	18	3-6	1-1	1-1	0-0-0	3	0	0	1	0	8
Wyoming	30	3-11	2-6	4-6	1-1-2	1	1	0	0	0	12
Utah State	7	0-1	0-1	0-0	0-0-0	0	0	0	0	0	0
at Boise State	22	4-9	2-5	2-2	1-2-3	4	0	1	0	1	12
at San Diego State	26	1-5	1-4	0-0	1-4-5	1	1	2	0	1	3
Air Force	20	5-8	0-1	4-4	1-0-1	0	1	0	0	3	14

* game started

SEASON NOTES


- Tri-Captain
- Scored 14 points vs. Air Force (Mar. 1)
- Had 12 points at Boise State (Feb. 19)
- Scored 12 points vs. Wyoming (Feb. 12)
- Had 19 points (7-7 FG, 3-3 3FG) vs. Colorado St (Feb. 5)
- Scored 11 points at Utah State (Feb. 1)
- Had eight points and five rebounds vs. Fresno State (Jan. 20)
- Had nine points (4-5 FG) vs. Boise State (Jan. 17)
- Tied a career high with 23 points at Fresno State (Dec. 31), the most points off the bench by a Lobo in three years
- Had 11 points (5-7 FG) and four rebounds in MW debut at Colorado State (Dec. 28)
- Scored 13 points (3-3 3FG) vs. Arizona State (Nov. 28)
- Had six points and a career-high eight rebounds vs. Texas Southern (Nov. 24)
- Had eight points, three assists and three steals vs. Grambling State in first start of the season (Nov. 21)
- Had 15 points, four rebounds and three assists at No. 22 St. John's (Nov. 17)
- Had 13 points (8-8 FT) vs. No. 22 UCLA (Nov. 8)
- Scored 10 points and had a career-high three blocks in his UNM debut vs. Nicholls (Nov. 4)

	2024-25	CAREER	STREAK
Double Figure Scoring	11	34	1
20-Point Games	1	3	-

CAREER STATISTICS

Year	G-GS	Min-Avg.	FG-FGA	Pct.	3FG-3FGA	Pct.	FT-FTA	Pct.	Off-Def.	Reb-Avg.	PF-DQ	Ast	TO	Blk	Stl	Pts-Avg
2021-22 %	33-0	416-12.6	52-97	.536	17-39	.436	9-13	.692	7-41	48-1.5	34-0	22	26	3	22	130-3.9
Conf	16-0	192-12.0	22-42	.524	7-17	.412	5-7	.714	2-16	18-1.1	17-0	7	12	1	9	56-3.5
2022-23 %	26-8	378-14.5	30-84	.357	13-55	.236	10-19	.526	5-30	35-1.3	19-0	15	20	1	12	83-3.2
Conf	13-0	193-14.8	17-43	.395	8-31	.258	6-9	.667	4-11	15-1.2	8-0	10	9	0	6	48-3.7
2023-24 ^	29-20	757-26.1	111-254	.437	33-86	.384	60-87	.690	11-70	81-2.8	59-0	58	52	7	28	315-10.9
Conf	13-8	380-29.2	55-139	.396	9-41	.220	31-44	.705	5-34	39-3.0	26-0	29	25	2	11	150-11.5
2024-25	28-7	593-21.2	85-209	.407	29-100	.290	40-55	.727	21-56	77-2.8	65-3	37	24	7	33	239-8.5
Conf	17-0	346-20.3	55-123	.447	17-53	.321	20-26	.769	11-31	42-2.5	31-0	18	13	3	9	147-8.6
CAREER	116-35	2146-18.5	278-644	.432	92-280	.329	119-174	.684	44-197	241-2.1	177-3	132	122	18	95	767-6.6

% at Oklahoma | ^ at North Texas



Season Highs

Pts	18	vs. Western New Mexico (12/14/24)
Reb	4	vs. Western New Mexico (12/14/24)
FG	5	twice
FGA	8	twice
3FG	5	vs. Western New Mexico (12/14/24)
3FGA	8	vs. Western New Mexico (12/14/24)
FT	3	vs. Western New Mexico (12/14/24)
FTA	4	vs. Western New Mexico (12/14/24)
Ast	2	three times
Blk	2	vs. Texas Southern (11/24/24)
Stl	2	at Colorado State (12/28/24)
Min	23	vs. Western New Mexico (12/14/24)

Career Highs

18	vs. Western New Mexico (12/14/24)
5	vs. Western New Mexico (12/6/22)
5	three times
8	three times
5	vs. Western New Mexico (12/14/24)
8	vs. Western New Mexico (12/14/24)
3	vs. Western New Mexico (12/14/24)
4	vs. Western New Mexico (12/14/24)
3	vs. Eastern New Mexico (12/29/23)
2	twice
2	at Colorado State (12/28/24)
23	vs. Western New Mexico (12/14/24)

MW Career Highs

6	twice
2	twice
2	twice
8	vs. Fresno State (1/20/25)
2	twice
6	vs. Fresno State (1/20/25)
2	twice
2	twice
2	twice
1	three times
2	at Colorado State (12/28/24)
19	vs. San Jose State (12/4/24)

3.8 PPG | 0.8 RPG | 10.9 MPG | 44% 3FG

2024-25 GAME-BY-GAME

Opponent	MP	FG-A	3G-A	FT-A	O-D-T	PF	A	TO	BS	ST	TP
Nicholls	9	1-4	1-4	0-0	0-0-0	0	0	0	0	1	3
vs. UCLA	4	1-1	1-1	0-0	0-1-1	1	0	0	0	0	3
A&M-Corpus Christi	10	1-1	1-1	0-0	0-2-2	0	0	0	0	1	3
at St. John's	7	0-1	0-1	0-0	1-0-1	0	1	0	0	0	0
Grambling State	14	2-3	1-2	1-2	0-1-1	2	0	1	0	0	6
Texas Southern	14	1-3	1-2	0-0	0-0-0	0	2	0	2	1	3
vs. Arizona State	4	0-0	0-0	0-0	0-1-1	0	0	0	0	0	0
vs. USC	17	3-7	2-5	1-1	1-0-1	1	0	0	0	0	9
San Jose State*	19	1-5	1-4	0-0	0-2-2	0	1	0	1	0	3
New Mexico State	16	5-7	4-6	0-0	0-0-0	0	1	0	0	0	14
Western NM	23	5-8	5-8	3-4	0-4-4	3	1	0	0	1	18
VCU	17	1-2	1-1	1-2	0-1-1	5	0	1	0	0	4
at Colorado State	16	1-2	1-2	0-0	1-0-1	1	1	0	0	2	3
at Fresno State	14	1-4	1-4	0-0	0-0-0	0	0	0	0	0	3
Nevada	16	1-4	1-4	0-0	0-1-1	1	2	1	1	1	3
at Wyoming	7	0-0	0-0	0-0	0-0-0	1	0	0	0	1	0
San Diego State	5	0-0	0-0	0-0	0-0-0	0	0	0	0	0	0
at San Jose State	4	1-4	0-2	0-0	0-0-0	1	0	0	0	0	2
Boise State					-INJ-						
Fresno State	14	2-8	2-6	0-0	1-1-2	2	2	1	0	0	6
at UNLV	6	0-1	0-1	0-0	0-0-0	0	0	0	1	0	0
at Utah State	4	0-0	0-0	0-0	0-1-1	0	0	0	0	0	0
Colorado State					-DNP-						
at Air Force	17	1-4	1-2	2-2	0-0-0	1	1	0	0	0	5
Wyoming	3	0-1	0-1	0-0	0-0-0	1	0	0	0	0	0
Utah State	7	0-1	0-1	2-2	1-0-1	1	0	0	0	0	2
at Boise State	8	1-2	1-1	0-0	0-0-0	2	0	1	0	0	3
at San Diego State					-DNP-						
Air Force	12	2-4	2-3	0-0	0-0-0	1	0	0	0	0	6

* game started

SEASON NOTES

- Matched a MW career high with six points vs. Air Force (Mar. 1)
- Scored three points at Boise State (Feb. 19)
- Had two points vs. Utah State (Feb. 16)
- Scored five points at Air Force (Feb. 8)
- Had a MW high six points vs. Fresno State (Jan. 20)
- Set a career high with 18 points (5-8 3FG) vs. Western New Mexico (Dec. 14)
- Had 14 points (4-6 3FG) vs. New Mexico State (Dec. 7)
- Had three points in first career start vs. San Jose State (Dec. 4)
- Scored nine points vs. USC (Nov. 29)
- Had three points and matched a career high with two blocks vs. Texas Southern (Nov. 24)
- Had six points vs. Grambling State (Nov. 21)
- Scored three points vs. Texas A&M-Corpus Christi (Nov. 12)
- Had three points vs. No. 22 UCLA (Nov. 8)
- Scored three points vs. Nicholls (Nov. 4)
- Had four points in the exhibition vs. UTEP (Oct. 28)

	2024-25	CAREER	STREAK
Double Figure Scoring	2	4	-

CAREER STATISTICS

Year	G-GS	Min-Avg.	FG-FGA	Pct.	3FG-3FGA	Pct.	FT-FTA	Pct.	Off-Def.	Reb-Avg.	PF-DQ	Ast	TO	Blk	Stl	Pts-Avg
2022-23	10-0	62-6.2	4-15	.267	2-11	.182	0-2	.000	0-12	12-1.2	5-0	1	1	3	1	10-1.0
Conf	2-0	2-1.0	0-1	.000	0-0	.000	0-0	.000	0-0	0-0.0	0-0	0	0	0	0	0-0.0
2023-24	16-0	94-5.9	13-34	.382	10-25	.400	4-4	1.000	1-8	9-0.6	8-0	5	5	1	4	40-2.5
Conf	4-0	11-2.8	0-2	.000	0-1	.000	0-0	.000	0-2	2-0.5	1-0	0	0	0	0	0-0.0
2024-25	26-1	284-10.9	31-77	.403	27-62	.435	10-13	.769	5-15	20-0.8	24-1	12	5	5	8	99-3.8
Conf	15-1	149-9.9	11-40	.275	10-31	.323	4-4	1.000	3-5	8-0.5	12-0	7	3	3	4	36-2.4
CAREER	52-1	440-8.5	48-126	.381	39-98	.398	14-19	.737	6-35	41-0.8	37-1	18	11	9	13	149-2.9



Season Highs

Pts	40	vs. VCU (12/18/24)
Reb	6	three times
FG	14	vs. VCU (12/18/24)
FGA	26	vs. VCU (12/18/24)
3FG	3	at Air Force (2/8/25)
3FGA	6	at Air Force (2/8/25)
FT	12	vs. Arizona State (11/28/24)
FTA	15	vs. Arizona State (11/28/24)
Ast	11	three times
Blk	3	vs. Utah State (2/16/25)
Stl	5	at Fresno State (12/31/24)
Min	40	vs. Utah State (2/16/25)

Career Highs

40	vs. VCU (12/18/24)
6	six times
14	vs. VCU (12/18/24)
26	vs. VCU (12/18/24)
3	at Air Force (2/8/25)
6	at Air Force (2/8/25)
12	vs. Arizona State (11/28/24)
15	vs. Arizona State (11/28/24)
14	vs. Utah State (1/16/24)
3	three times
5	twice
40	vs. Utah State (2/16/25)

MW Career Highs

34	at UNLV (1/25/25)
6	three times
13	at UNLV (1/25/25)
21	at UNLV (1/25/25)
3	at Air Force (2/8/25)
6	at Air Force (2/8/25)
9	twice
11	at Boise State (2/19/25)
14	vs. Utah State (1/16/24)
3	twice
5	twice
40	vs. Utah State (2/16/25)

20.0 PPG | 6.5 APG | 34.7 MPG | 1.5 SPG

2024-25 GAME-BY-GAME

Opponent	MP	FG-A	3G-A	FT-A	O-D-T	PF	A	TO	BS	ST	TP
Nicholls*	38	5-11	0-2	5-7	0-0-0	0	11	2	1	3	15
vs. UCLA*	34	8-13	0-1	1-4	0-1-1	1	8	9	0	2	17
A&M-Corpus Christi*	30	7-10	1-1	10-14	0-0-0	2	10	0	0	2	25
at St. John's*	37	5-12	1-2	1-2	1-2-3	2	6	2	1	1	12
Grambling State*	34	7-13	2-2	6-8	1-1-2	0	8	4	2	1	22
Texas Southern*	25	4-9	0-1	3-4	1-1-2	2	5	0	1	1	11
vs. Arizona State*	35	9-21	0-1	12-15	0-1-1	2	7	0	1	0	30
vs. USC*	36	6-12	1-2	4-4	1-5-6	1	11	4	1	1	17
San Jose State*	38	6-16	1-2	7-10	0-3-3	2	5	4	1	1	20
New Mexico State*	37	5-12	0-0	5-8	1-2-3	3	4	2	1	0	15
Western NM*	19	5-8	1-1	0-0	0-1-1	1	8	2	1	4	11
VCU*	39	14-26	2-4	10-11	0-5-5	1	4	3	0	1	40
at Colorado State*	36	7-16	0-1	0-0	0-2-2	1	6	3	0	0	14
at Fresno State*	34	7-13	0-2	4-5	0-5-5	0	6	4	2	5	18
Nevada*	39	6-11	0-0	8-9	0-0-0	3	6	5	1	1	20
at Wyoming*	38	6-13	1-2	9-9	0-3-3	2	6	3	1	2	22
San Diego State*	31	6-12	0-2	4-6	0-1-1	1	5	3	0	3	16
at San Jose State*	34	7-14	0-2	3-4	0-2-2	1	5	1	0	1	17
Boise State*	27	6-12	1-2	3-3	0-1-1	1	7	4	2	1	16
Fresno State*	32	9-17	0-2	2-3	0-4-4	2	9	0	1	2	20
at UNLV*	37	13-21	2-3	6-6	0-1-1	1	2	4	0	0	34
at Utah State*	36	5-13	0-1	4-4	0-4-4	1	6	3	1	2	14
Colorado State*	37	8-18	0-1	3-4	1-5-6	2	4	2	1	2	19
at Air Force*	33	9-19	3-6	4-5	1-1-2	0	6	2	0	1	25
Wyoming*	38	7-19	0-3	6-10	0-6-6	3	7	3	1	3	20
Utah State*	40	8-12	2-3	5-6	1-2-3	2	3	5	3	2	23
at Boise State*	37	4-13	0-0	9-11	1-2-3	1	11	4	2	0	17
at San Diego State*	38	9-20	2-4	6-6	0-0-0	3	7	1	1	0	26
Air Force*	37	8-14	0-2	7-8	0-1-1	0	6	3	0	2	23

* game started

SEASON NOTES

- Tri-Captain
- Only MW player on Naismith Trophy Midseason Team
- Only MW player on Oscar Robertson Trophy Watch List
- Three-time MW Player of the Week (12/23, 1/13, 1/27)
- Had 26 points and seven assists at San Diego St (Feb. 25)
- Had 17 points and 11 assists at Boise State (Feb. 19)
- Scored 34 points (13-21 FG) at UNLV (Jan. 25)
- Had 20 points and nine assists vs. Fresno State (Jan. 20)
- Scored 16 points, including his 1,000th career point, vs. San Diego State (Jan. 11)
- Scored a career-high 40 points vs. VCU (Dec. 18)
- Had 20 points (18 in 2nd half) vs. San Jose State (Dec. 4)
- Double-double with 17 points & 11 assists vs. USC (Nov. 29)
- Had 30 points and seven assists vs. Arizona St (Nov. 28)
- 1st Lobo in history to have a 25 point/10 assist/0 turnover game vs. Texas A&M-Corpus Christi (Nov. 12)
- Had 17 points and eight assists vs. No. 22 UCLA (Nov. 8)
- Had 15 points and 11 assists vs. Nicholls (Nov. 4)

UNM CAREER RECORD BOOK

	Total	Rank	Up Next
Points:	1,264	22nd	Elijah Brown (1276-21st)
Assists:	458	8th	David Gibson (460-7th)
Steals:	127	17th	Royce Olney (130-16th)

	2024-25	CAREER	STREAK
Double-Doubles	4	7	-
Double Figure Scoring	29	60	29
20-Point Games	14	22	2
30-Point Games (40 pt)	3 (1)	4 (1)	-
10-Assist Games	4	7	-

CAREER STATISTICS

Year	G-GS	Min-Avg.	FG-FGA	Pct.	3FG-3FGA	Pct.	FT-FTA	Pct.	Off-Def.	Reb-Avg.	PF-DQ	Ast	TO	Blk	Stl	Pts-Avg
2022-23	34-2	629-18.5	69-136	.507	4-19	.211	50-73	.685	10-59	69-2.0	61-1	79	55	25	30	192-5.6
Conf	18-2	319-17.7	31-67	.463	2-13	.154	24-34	.706	4-31	35-1.9	35-1	31	30	10	17	88-4.9
2023-24	35-35	1096-31.3	195-375	.520	15-40	.375	88-129	.682	13-75	88-2.5	67-0	190	79	24	53	493-14.1
Conf	18-18	585-32.5	96-186	.516	8-23	.348	48-66	.727	6-38	44-2.4	37-0	92	37	14	21	248-13.8
2024-25	29-29	1006-34.7	206-420	.490	20-55	.364	147-186	.790	9-62	71-2.4	41-0	189	82	26	44	579-20.0
Conf	18-18	643-35.7	131-273	.480	12-38	.316	90-109	.826	4-43	47-2.6	26-0	107	54	17	28	364-20.2
CAREER	98-66	2731-27.9	470-931	.505	39-114	.342	285-388	.735	32-196	228-2.3	169-1	458	216	75	127	1264-12.9



Season Highs

Pts	25	vs. Utah State (2/16/25)
Reb	10	vs. Texas Southern (11/24/24)
FG	8	twice
FGA	15	vs. Utah State (2/16/25)
3FG	4	vs. Utah State (2/16/25)
3FGA	8	vs. Utah State (2/16/25)
FT	5	vs. Utah State (2/16/25)
FTA	7	twice
Ast	6	at Fresno State (12/31/24)
Blk	2	twice
Stl	5	three times
Min	36	vs. Utah State (2/16/25)

Career Highs

Pts	25	vs. Utah State (2/16/25)
Reb	12	vs. Pepperdine (11/24/23)
FG	8	twice
FGA	15	vs. Utah State (2/16/25)
3FG	4	vs. Utah State (2/16/25)
3FGA	8	vs. Utah State (2/16/25)
FT	8	vs. New Mexico State (12/2/23)
FTA	10	vs. New Mexico State (12/2/23)
Ast	6	twice
Blk	2	three times
Stl	5	five times
Min	36	vs. Utah State (2/16/25)

MW Career Highs

Pts	25	vs. Utah State (2/16/25)
Reb	8	at Utah State (2/1/25)
FG	8	vs. Utah State (2/16/25)
FGA	15	vs. Utah State (2/16/25)
3FG	4	vs. Utah State (2/16/25)
3FGA	8	vs. Utah State (2/16/25)
FT	5	vs. Utah State (2/16/25)
FTA	7	vs. Utah State (2/16/25)
Ast	6	at Fresno State (12/31/24)
Blk	2	three times
Stl	5	twice
Min	36	vs. Utah State (2/16/25)

11.3 PPG | 3.9 RPG | 27.3 MPG | 2.2 SPG

2024-25 GAME-BY-GAME

Opponent	MP	FG-A	3G-A	FT-A	O-D-T	PF	A	TO	BS	ST	TP
Nicholls*	20	4-8	2-3	2-2	1-3-4	4	0	1	0	2	12
vs. UCLA*	30	1-7	0-3	1-2	2-3-5	2	2	3	0	5	3
A&M-Corpus Christi*	31	5-12	1-4	4-7	3-2-5	3	2	1	0	2	15
at St. John's*	32	3-10	1-2	2-3	0-2-2	5	2	1	0	1	9
Grambling State*	26	6-14	1-3	2-2	0-3-3	2	0	3	0	5	15
Texas Southern*	28	8-13	3-4	0-1	5-5-10	1	3	1	0	4	19
vs. Arizona State*	27	1-8	0-3	0-0	3-2-5	4	0	0	0	2	2
vs. USC*	32	7-12	3-7	3-4	1-3-4	1	4	3	0	2	20
San Jose State*	31	5-13	3-7	0-0	2-3-5	0	2	2	0	0	13
New Mexico State*	21	3-9	2-4	0-0	3-2-5	2	1	1	1	0	8
Western NM	17	5-10	1-1	1-2	1-4-5	0	5	2	0	1	12
VCU					-INJ-						
at Colorado State*	20	0-7	0-3	2-2	1-1-2	1	1	1	0	1	2
at Fresno State*	29	6-9	2-2	0-0	0-1-1	1	6	2	0	0	14
Nevada*	25	1-4	0-1	4-6	0-1-1	3	0	2	0	0	6
at Wyoming*	26	1-7	0-3	1-2	0-3-3	2	0	0	1	2	3
San Diego State*	29	5-10	3-7	0-4	0-5-5	1	1	1	1	1	13
at San Jose State*	25	2-7	0-2	2-3	2-1-3	3	2	0	0	5	6
Boise State*	27	5-8	1-1	2-2	0-2-2	3	5	0	1	1	13
Fresno State*	22	5-9	3-5	0-0	0-1-1	0	2	0	1	1	13
at UNLV*	30	4-9	0-3	1-2	2-2-4	3	2	0	0	1	9
at Utah State*	31	4-9	2-5	3-5	2-6-8	2	1	3	0	2	13
Colorado State*	31	5-7	2-2	3-5	1-2-3	2	1	0	0	3	15
at Air Force*	24	6-14	1-4	3-6	1-4-5	0	1	0	0	4	16
Wyoming*	30	5-9	2-4	3-5	0-3-3	2	0	1	0	3	15
Utah State*	36	8-15	4-8	5-7	2-3-5	3	4	2	2	4	25
at Boise State*	26	4-6	1-3	0-0	1-3-4	5	3	2	0	2	9
at San Diego State*	32	1-9	0-5	0-0	0-2-2	2	1	1	2	4	2
Air Force*	28	5-12	1-5	3-4	1-3-4	1	3	2	0	3	28

* game started

SEASON NOTES

- Mountain West Player of the Week (Feb. 17)
- Had 14 points vs. Air Force (Mar. 1)
- Scored a career-high 25 points and had five rebounds, four assists and four steals vs. Utah State (Feb. 16)
- Had 15 points and three steals vs. Wyoming (Feb. 12)
- Had 16 points and four steals at Air Force (Feb. 8)
- Had 15 points and three steals vs. Colorado St (Feb. 5)
- Had 13 points and eight rebounds at Utah State (Feb. 1)
- Scored 13 points vs. Fresno State (Jan. 20)
- Had 13 points and five assists vs. Boise State (Jan. 17)
- Had 13 points and five rebounds vs. San Diego St. (Jan. 11)
- Had 14 points and six assists at Fresno State (Dec. 31)
- Had 12 points, five rebounds and five assists vs. Western New Mexico (Dec. 14)
- Had 13 points and five rebounds vs. San Jose St (Dec. 4)
- Had 20 points and four assists vs. USC (Nov. 29)
- Second career double-double with 19 points and 10 rebounds vs. Texas Southern (Nov. 24)
- Had 15 points and five steals vs. Grambling State (Nov. 21)
- Had 15 points vs. Texas A&M-Corpus Christi (Nov. 12)
- Tied career high with five steals vs. No. 22 UCLA (Nov. 8)

	2024-25	CAREER	STREAK
Double-Doubles	1	2	-
Double Figure Scoring	17	26	1
20-Point Games	2	3	-
10-Rebound Games	1	2	-

CAREER STATISTICS

Year	G-GS	Min-Avg.	FG-FGA	Pct.	3FG-3FGA	Pct.	FT-FTA	Pct.	Off-Def.	Reb-Avg.	PF-DQ	Ast	TO	Blk	Stl	Pts-Avg
2023-24	35-1	622-17.8	86-204	.422	20-71	.282	40-59	.678	29-86	115-3.3	63-0	44	37	8	49	232-6.6
Conf	18-0	275-15.3	33-91	.363	7-35	.200	12-19	.632	13-29	42-2.3	30-0	16	12	5	28	85-4.7
2024-25	28-27	764-27.3	115-267	.431	39-104	.375	47-76	.618	34-75	109-3.9	58-2	54	35	9	61	316-11.3
Conf	18-18	502-27.9	72-164	.439	25-70	.357	32-53	.604	15-46	61-3.4	34-1	35	19	8	37	201-11.2
CAREER	63-28	1387-22.0	201-471	.427	59-175	.337	87-135	.644	63-161	224-3.6	121-2	98	72	17	110	548-8.7

Freshman | Guard | 6-2 | 190 | Beaumont, Texas | Beaumont United HS



Season Highs

Pts	18	vs. A&M-Corpus Christi (11/12/24)
Reb	3	vs. VCU (12/18/24)
FG	6	vs. A&M-Corpus Christi (11/12/24)
FGA	7	vs. A&M-Corpus Christi (11/12/24)
3FG	3	twice
3FGA	5	vs. Texas Southern (11/24/24)
FT	3	vs. A&M-Corpus Christi (11/12/24)
FTA	4	vs. A&M-Corpus Christi (11/12/24)
Ast	6	vs. Western New Mexico (12/14/24)
Blk	1	twice
Stl	2	four times
Min	21	vs. Western New Mexico (12/14/24)

Career Highs

18	vs. A&M-Corpus Christi (11/12/24)
3	vs. VCU (12/18/24)
6	vs. A&M-Corpus Christi (11/12/24)
7	vs. A&M-Corpus Christi (11/12/24)
3	twice
5	vs. Texas Southern (11/24/24)
3	vs. A&M-Corpus Christi (11/12/24)
4	vs. A&M-Corpus Christi (11/12/24)
6	vs. Western New Mexico (12/14/24)
1	twice
2	four times
21	vs. Western New Mexico (12/14/24)

MW Career Highs

6	twice
1	four times
2	three times
5	vs. San Diego State (1/11/25)
2	twice
4	vs. San Diego State (1/11/25)
2	vs. Boise State (1/17/25)
2	vs. Boise State (1/17/25)
1	five times
1	twice
2	twice
13	vs. Boise State (1/17/25)

2.7 PPG | 0.9 APG | 7.4 MPG | 42% 3FG

2024-25 GAME-BY-GAME

Opponent	MP	FG-A	3G-A	FT-A	O-D-T	PF	A	TO	BS	ST	TP
Nicholls	10	1-4	1-4	0-2	0-0-0	2	0	0	0	0	3
vs. UCLA	6	0-1	0-1	0-0	0-1-1	0	0	2	0	0	0
A&M-Corpus Christi	15	6-7	3-4	3-4	0-1-1	2	3	1	0	2	18
at St. John's	4	0-2	0-1	0-0	0-1-1	0	1	1	0	1	0
Grambling State	6	0-0	0-0	1-2	0-0-0	1	4	0	0	0	6
Texas Southern	15	3-6	3-5	1-2	0-0-0	1	2	0	0	0	10
vs. Arizona State	5	0-0	0-0	0-0	0-0-0	0	0	0	0	0	0
vs. USC	4	0-0	0-0	0-0	0-0-0	2	0	0	0	0	0
San Jose State	2	0-0	0-0	0-0	0-0-0	1	1	0	0	0	0
New Mexico State	17	2-6	1-3	1-2	1-1-2	4	3	0	0	0	6
Western NM	21	3-5	0-1	2-2	0-0-0	1	6	1	0	1	8
VCU	15	1-4	0-1	0-0	0-3-3	0	0	1	0	2	2
at Colorado State	4	2-4	2-2	0-0	0-0-0	1	0	0	0	2	6
at Fresno State	6	2-3	1-2	0-0	0-0-0	1	0	1	0	0	5
Nevada	6	0-1	0-0	0-0	0-0-0	0	0	1	0	1	0
at Wyoming	4	0-1	0-0	0-0	0-1-1	0	0	0	0	2	0
San Diego State	11	1-5	1-4	0-0	0-1-1	2	1	0	1	0	3
at San Jose State	5	0-0	0-0	0-0	0-0-0	0	0	1	0	0	0
Boise State	13	1-1	1-1	2-2	0-0-0	0	1	1	0	0	5
Fresno State	8	0-1	0-1	0-0	0-0-0	0	1	2	0	0	0
at UNLV	4	0-1	0-1	0-0	0-0-0	1	0	0	0	0	0
at Utah State	4	1-2	0-1	0-0	0-0-0	1	1	0	0	0	2
Colorado State	1	0-0	0-0	0-0	0-0-0	1	0	1	0	0	0
at Air Force	7	2-2	2-2	0-0	0-1-1	0	0	0	0	1	6
Wyoming	5	0-0	0-0	0-0	0-0-0	1	0	0	0	0	0
Utah State					-DNP-						
at Boise State	3	0-2	0-1	0-0	0-1-1	1	0	0	1	0	0
at San Diego State	1	0-0	0-0	0-0	0-0-0	1	0	1	0	0	0
Air Force	5	0-2	0-1	0-0	0-0-0	1	0	1	0	0	0

* game started


SEASON NOTES

- Scored six points (2-2 3FG) at Air Force (Feb. 8)
- Had five points vs. Boise State (Jan. 17)
- Scored three points vs. San Diego State (Jan. 11)
- Had five points at Fresno State (Dec. 31)
- Scored first MW points (six, 2-2 3FG) at Colorado State (Dec. 28)
- Had eight points and six assists vs. Western New Mexico (Dec. 14)
- Had six points and three assists vs. New Mexico State (Dec. 7)
- Scored 10 points vs. Texas Southern (Nov. 24)
- Had four assists vs. Grambling State (Nov. 21)
- First career double figure game with 18 points (6-7 FG) vs. Texas A&M-Corpus Christi (Nov. 12)
- Scored first three career points vs. Nicholls in collegiate debut (Nov. 4)
- Had one point in the exhibition vs. UTEP (Oct. 28)

	2024-25	CAREER	STREAK
Double Figure Scoring	2	2	-

CAREER STATISTICS

Year	G-GS	Min-Avg.	FG-FGA	Pct.	3FG-3FGA	Pct.	FT-FTA	Pct.	Off-Def.	Reb-Avg.	PF-DQ	Ast	TO	Blk	Stl	Pts-Avg
2024-25	28-0	208-7.4	25-60	.417	15-36	.417	10-16	.625	1-11	12-0.4	25-0	24	15	2	12	75-2.7
Conf	17-0	88-5.2	9-25	.360	7-16	.438	2-2	1.000	0-4	4-0.2	12-0	5	9	2	6	27-1.6
CAREER	28-0	208-7.4	25-60	.417	15-36	.417	10-16	.625	1-11	12-0.4	25-0	24	15	2	12	75-2.7



Season Highs

Pts	9	vs. A&M-Corpus Christi (11/12/24)
Reb	10	vs. Western New Mexico (12/14/24)
FG	4	twice
FGA	4	three times
3FG	--	
3FGA	--	
FT	2	at Utah State (2/1/25)
FTA	4	at Utah State (2/1/25)
Ast	2	twice
Blk	5	vs. A&M-Corpus Christi (11/12/24)
Stl	2	vs. San Jose State (12/4/24)
Min	21	vs. A&M-Corpus Christi (11/12/24)

Career Highs

14	vs. Wyoming (12/30/23) ^{BYU}
11	twice
7	vs. Wyoming (12/30/23) ^{BYU}
10	vs. Wyoming (12/30/23) ^{BYU}
--	
1	four times
5	vs. Pepperdine (1/14/23) ^{BYU}
6	twice
3	vs. Southeastern Louisiana (11/15/23) ^{BYU}
5	vs. A&M-Corpus Christi (11/12/24)
3	at Pepperdine (2/9/23) ^{BYU}
26	at Pepperdine (2/12/22) ^{BYU}

MW Career Highs

5	at San Jose State (1/14/25)
5	at Utah State (2/1/25)
2	at San Jose State (1/14/25)
3	twice
--	
2	at Utah State (2/1/25)
4	at Utah State (2/1/25)
1	twice
2	three times
2	vs. San Jose State (12/4/24)
18	at San Jose State (1/14/25)

2.1 PPG | 2.6 RPG | 8.8 MPG | 0.9 BPG

2024-25 GAME-BY-GAME

Opponent	MP	FG-A	3G-A	FT-A	O-D-T	PF	A	TO	BS	ST	TP
Nicholls	4	0-3	0-0	0-0	0-1-1	0	0	0	1	0	0
vs. UCLA	7	2-2	0-0	0-0	0-1-1	1	0	0	0	0	4
A&M-Corpus Christi	21	4-4	0-0	1-3	1-4-5	2	2	0	5	0	9
at St. John's	8	0-1	0-0	1-2	4-2-6	2	2	0	0	1	1
Grambling State	11	2-3	0-0	1-2	3-3-6	2	1	2	1	0	5
Texas Southern	13	2-4	0-0	0-0	2-0-2	0	1	1	2	0	4
vs. Arizona State	15	1-2	0-0	0-0	1-4-5	4	0	0	2	0	2
vs. USC	12	2-2	0-0	0-0	0-3-3	1	0	0	2	0	4
San Jose State	5	1-2	0-0	1-2	1-0-1	2	0	0	0	2	3
New Mexico State					-INJ-						
Western NM	17	4-4	0-0	0-0	5-5-10	1	1	1	2	1	8
VCU	9	0-1	0-0	0-2	0-0-0	2	0	0	0	1	0
at Colorado State	9	1-2	0-0	0-0	0-0-0	0	0	0	0	0	2
at Fresno State	5	0-0	0-0	0-0	1-2-3	2	1	0	1	1	0
Nevada	6	0-1	0-0	0-0	0-2-2	4	0	1	0	0	0
at Wyoming	1	0-1	0-0	0-0	0-0-0	0	0	1	0	0	0
San Diego State	10	1-1	0-0	1-1	2-0-2	2	0	1	1	1	3
at San Jose State	18	2-3	0-0	1-2	1-3-4	3	0	0	1	0	5
Boise State	5	0-0	0-0	0-0	0-1-1	2	0	0	0	0	0
Fresno State	11	1-3	0-0	0-0	1-3-4	1	0	0	1	1	2
at UNLV	4	0-0	0-0	0-0	0-0-0	2	0	0	0	0	0
at Utah State	14	0-2	0-0	2-4	0-5-5	2	0	1	2	0	2
Colorado State	2	0-0	0-0	0-0	0-0-0	2	0	1	0	0	0
at Air Force	12	0-1	0-0	0-0	1-3-4	2	1	0	2	1	0
Wyoming	5	0-0	0-0	0-0	1-0-1	2	0	0	0	0	0
Utah State	8	0-0	0-0	1-2	2-2-4	2	0	2	2	0	1
at Boise State	4	1-1	0-0	0-0	0-0-0	1	0	0	0	1	2
at San Diego State	3	0-0	0-0	0-0	0-0-0	1	0	1	0	0	0
Air Force					-DNP-						

* game started

SEASON NOTES

- Had two points, five rebounds and two blocks at Utah State (Feb. 1)
- Had five points and four rebounds at San Jose State (Jan. 14)
- Had three points and two rebounds vs. San Diego State (Jan. 11)
- Had eight points (4-4 FG) and 10 rebounds vs. Western New Mexico (Dec. 14)
- Four points (2-2 FG) and three rebounds vs. USC (Nov. 29)
- Had two points and five rebounds vs. Arizona State (Nov. 28)
- Had five points and six rebounds vs. Grambling State (Nov. 21)
- Had nine points (4-4 FG), five rebounds and a career-high five blocks vs. Texas A&M-Corpus Christi (Nov. 12)
- Scored first four points as a Lobo vs. No. 22 UCLA (Nov. 8)
- Had one rebound and one block vs. Nicholls in UNM debut (Nov. 4)
- Had four points and four rebounds in the exhibition vs. UTEP (Oct. 28)

	2024-25	CAREER	STREAK
Double Figure Scoring	-	7	-
Double Figure Rebounds	1	3	-

CAREER STATISTICS

Year	G-GS	Min-Avg.	FG-FGA	Pct.	3FG-3FGA	Pct.	FT-FTA	Pct.	Off-Def.	Reb-Avg.	PF-DQ	Ast	TO	Blk	Stl	Pts-Avg
2021-22 %	32-3	341-10.7	44-76	.579	0-0	.000	9-19	.474	39-55	94-2.9	67-2	9	21	24	1	97-3.0
Conf	15-0	185-12.3	29-48	.604	0-0	.000	2-8	.250	18-25	43-2.9	32-1	4	6	17	1	60-4.0
2022-23 %	33-1	479-14.5	45-88	.511	0-2	.000	35-51	.686	48-70	118-3.6	78-2	17	41	35	12	125-3.8
Conf	15-0	212-14.1	22-39	.564	0-1	.000	20-24	.833	17-26	43-2.9	36-1	9	19	10	6	64-4.3
2023-24 %	23-0	253-11.0	41-66	.621	0-2	.000	11-24	.458	26-41	67-2.9	57-2	7	21	12	7	93-4.0
Conf	11-0	78-7.1	10-16	.625	0-0	.000	5-12	.417	8-5	13-1.2	25-1	0	14	3	2	25-2.3
2024-25	27-0	239-8.8	24-43	.558	0-0	.000	9-20	.450	26-44	70-2.6	45-0	9	12	25	10	57-2.1
Conf	17-0	122-7.2	7-17	.412	0-0	.000	6-11	.545	10-21	31-1.8	30-0	2	8	10	7	20-1.2
CAREER	115-4	1309-11.4	154-273	.564	0-4	.000	64-114	.561	139-210	349-3.0	247-6	42	95	96	30	372-3.2

% at BYU



Season Highs

Pts	4	three times
Reb	4	twice
FG	2	three times
FGA	3	twice
3FG	1	vs. A&M-Corpus Christi (11/12/24)
3FGA	1	three times
FT	--	
FTA	2	vs. San Jose State (12/4/24)
Ast	1	twice
Blk	1	five times
Stl	1	five times
Min	14	vs. A&M-Corpus Christi (11/12/24)

Career Highs

13	at Notre Dame (2/14/24) ^{GT}
8	vs. UMass Lowell (11/14/23) ^{GT}
6	at Notre Dame (2/14/24) ^{GT}
8	at Notre Dame (2/14/24) ^{GT}
1	four times
3	at Cincinnati (11/22/23) ^{GT}
2	vs. Wake Forest (2/6/24) ^{GT}
2	five times
1	six times
1	seven times
3	vs. UMass Lowell (11/14/23) ^{GT}
26	at Notre Dame (2/14/24) ^{GT}

MW Career Highs

4	vs. Fresno State (1/20/25)
4	at Air Force (2/8/25)
2	vs. Fresno State (1/20/25)
2	vs. Fresno State (1/20/25)
--	
--	
2	vs. San Jose State (12/4/24)
1	twice
1	at Air Force (2/8/25)
1	twice
13	at Air Force (2/8/25)

1.3 PPG | 1.2 RPG | 6.0 MPG | 58% FG

2024-25 GAME-BY-GAME

Opponent	MP	FG-A	3G-A	FT-A	O-D-T	PF	A	TO	BS	ST	TP
Nicholls					-DNP-						
vs. UCLA	10	1-1	0-0	0-1	0-1-1	4	0	0	0	0	2
A&M-Corpus Christi	14	1-1	1-1	0-0	0-1-1	4	0	1	0	1	3
at St. John's	9	1-1	0-0	0-0	0-1-1	0	0	1	0	0	2
Grambling State	7	0-1	0-0	0-0	0-4-4	2	0	1	1	0	0
Texas Southern	5	2-3	0-1	0-0	1-0-1	2	0	1	1	0	4
vs. Arizona State	5	0-1	0-0	0-0	0-1-1	1	0	2	0	0	0
vs. USC					-DNP-						
San Jose State	2	0-1	0-0	0-2	0-0-0	0	0	0	0	1	0
New Mexico State	8	1-1	0-0	0-0	0-1-1	0	0	0	1	1	2
Western NM	7	2-3	0-1	0-0	0-1-1	1	0	0	1	1	4
VCU					-DNP-						
at Colorado State					-DNP-						
at Fresno State	4	1-1	0-0	0-0	1-0-1	2	1	0	0	0	2
Nevada					-DNP-						
at Wyoming					-DNP-						
San Diego State	2	0-0	0-0	0-0	1-1-2	0	0	0	0	0	0
at San Jose State	2	0-0	0-0	0-0	0-0-0	0	0	0	0	0	0
Boise State	3	0-1	0-0	0-0	0-0-0	0	0	0	0	0	0
Fresno State	4	2-2	0-0	0-0	0-3-3	2	0	0	0	0	4
at UNLV					-DNP-						
at Utah State					-DNP-						
Colorado State					-DNP-						
at Air Force	13	0-1	0-1	0-0	1-3-4	3	0	0	1	0	0
Wyoming					-DNP-						
Utah State	1	0-0	0-0	0-0	0-0-0	1	0	0	0	0	0
at Boise State	8	0-0	0-0	0-0	0-1-1	1	0	0	0	0	0
at San Diego State					-DNP-						
Air Force	6	0-1	0-0	0-0	0-0-0	4	1	0	0	1	0

* game started

SEASON NOTES

- Grabbed four rebounds at Air Force (Feb. 8)
- Had four points and three rebounds vs. Fresno State (Jan. 20)
- Scored first Mountain West points (two) at Fresno State (Dec. 31)
- Scored four points vs. Western New Mexcio (Dec. 14)
- Had two points vs. New Mexico State (Dec. 7)
- Scored four points vs. Texas Southern (Nov. 24)
- Had two points at St. John's (Nov. 17)
- Scored three points vs. Texas A&M-Corpus Christi (Nov. 12)
- Made Lobo debut vs. No. 22 UCLA, scoring two points (Nov. 8)
- Had four points and two rebounds in the exhibition vs. UTEP (Oct. 28)


	2024-25	CAREER	STREAK
Double Figure Scoring	-	1	-

CAREER STATISTICS

Year	G-GS	Min-Avg.	FG-FGA	Pct.	3FG-3FGA	Pct.	FT-FTA	Pct.	Off-Def.	Reb-Avg.	PF-DQ	Ast	TO	Blk	Stl	Pts-Avg
2023-24 %	20-3	227-11.4	18-38	.474	4-14	.286	3-10	.300	20-33	53-2.7	26-0	4	11	4	11	43-2.2
Conf	11-3	115-10.4	11-22	.500	2-7	.286	2-3	.667	8-15	23-2.1	11-0	2	3	3	4	26-2.4
2024-25	18-0	109-6.0	11-19	.579	1-4	.250	0-3	.000	4-18	22-1.2	27-0	2	6	5	5	23-1.3
Conf	10-0	44-4.4	3-7	.429	0-1	.000	0-2	.000	3-8	11-1.1	13-0	2	0	1	2	6-0.6
CAREER	38-3	336-8.8	29-57	.509	5-18	.278	3-13	.231	24-51	75-2.0	53-0	6	17	9	16	66-1.7

% at Georgia Tech

Sophomore | Forward | 6-9 | 220 | Belgrade, Serbia | KK Beko [Arizona]



Season Highs

Pts	18	at Boise State (2/19/25)
Reb	11	at Wyoming (1/17/25)
FG	7	at Boise State (2/19/25)
FGA	10	at Wyoming (1/17/25)
3FG	3	twice
3FGA	7	vs. San Diego State (1/11/25)
FT	6	twice
FTA	8	vs. Utah State (2/16/25)
Ast	5	vs. Boise State (1/17/25)
Blk	2	vs. Utah State (2/16/25)
Stl	4	twice
Min	34	vs. Utah State (2/16/25)

Career Highs

18	at Boise State (2/19/25)
11	at Wyoming (1/17/25)
7	at Boise State (2/19/25)
10	at Wyoming (1/17/25)
3	twice
7	vs. San Diego State (1/11/25)
6	twice
8	vs. Utah State (2/16/25)
5	vs. Boise State (1/17/25)
2	vs. Utah State (2/16/25)
4	twice
34	vs. Utah State (2/16/25)

MW Career Highs

18	at Boise State (2/19/25)
11	at Wyoming (1/17/25)
7	at Boise State (2/19/25)
10	at Wyoming (1/17/25)
3	twice
7	vs. San Diego State (1/11/25)
6	twice
8	vs. Utah State (2/16/25)
5	vs. Boise State (1/17/25)
2	vs. Utah State (2/16/25)
4	twice
34	vs. Utah State (2/16/25)

6.2 PPG | 4.6 RPG | 21.9 MPG | 1.1 APG

2024-25 GAME-BY-GAME

Opponent	MP	FG-A	3G-A	FT-A	O-D-T	PF	A	TO	BS	ST	TP
Nicholls*	19	2-6	1-4	0-0	2-5-7	2	2	1	0	0	5
vs. UCLA*	24	2-2	2-2	0-0	0-2-2	3	3	1	0	0	6
A&M-Corpus Christi*	14	0-5	0-2	0-0	1-0-1	2	0	1	0	0	0
at St. John's*	9	0-0	0-0	0-0	0-0-0	0	0	1	0	0	0
Grambling State	9	1-3	0-0	0-0	0-0-0	1	1	0	0	1	2
Texas Southern	10	5-6	1-2	0-0	0-4-4	2	2	1	0	0	11
vs. Arizona State	16	2-5	0-0	0-0	1-0-1	3	0	1	0	1	4
vs. USC	8	0-1	0-1	0-0	0-0-0	0	0	0	0	1	0
San Jose State	31	4-5	1-1	0-1	1-6-7	2	3	0	0	1	9
New Mexico State	13	1-2	0-1	0-2	2-3-5	1	1	1	0	0	2
Western NM*	17	5-9	1-4	2-2	0-1-1	3	1	1	1	0	13
VCU*	33	1-6	0-1	0-0	5-4-9	3	0	1	0	0	2
at Colorado State*	24	4-4	2-2	0-1	1-3-4	3	1	1	1	4	10
at Fresno State*	16	1-4	0-1	1-2	1-3-4	3	1	0	1	1	3
Nevada*	27	1-3	1-2	6-6	2-6-8	4	0	0	0	0	9
at Wyoming*	31	6-10	3-6	1-1	2-9-11	1	0	0	0	0	16
San Diego State*	29	3-9	2-7	1-3	2-7-9	2	2	1	0	0	9
at San Jose State*	29	1-7	0-2	0-0	0-7-7	1	0	3	0	1	2
Boise State*	29	3-4	1-2	2-2	0-10-10	2	5	1	0	4	9
Fresno State*	19	3-5	0-1	0-0	0-3-3	2	1	0	0	1	6
at UNLV*	32	2-3	0-1	1-2	1-7-8	5	3	3	0	2	5
at Utah State*	25	0-5	0-3	0-1	0-4-4	3	1	3	0	0	0
Colorado State*	28	2-5	0-1	0-0	1-2-3	1	1	0	0	0	4
at Air Force*	20	5-9	0-2	0-0	0-1-1	2	1	1	0	0	10
Wyoming*	17	0-2	0-1	1-2	4-3-7	0	0	2	0	1	1
Utah State*	34	2-5	1-3	6-8	2-3-5	2	2	3	2	0	11
at Boise State*	28	7-9	3-5	1-2	1-3-4	5	1	2	0	0	18
at San Diego State*	23	2-6	1-3	4-5	2-4-6	1	1	1	0	1	9
Air Force*	19	1-4	0-2	2-2	0-2-2	3	0	0	0	0	4

* game started

SEASON NOTES

- Scored a career-high 18 points (7-9 FG) at Boise State (Feb. 19)
- Had 11 points and five rebounds vs. Utah State (Feb. 16)
- Had 10 points at Air Force (Feb. 8)
- Had nine points (3-4 FG), 10 rebounds, career-high five assists and four steals vs. Boise State (Jan. 17)
- Had nine points and nine rebounds vs. San Diego State (Jan. 11)
- Had 16 points and a career-high 11 rebounds for first career double-double at Wyoming (Jan. 7)
- Had nine points and eight rebounds vs. Nevada (Jan. 3)
- Had 10 points (4-4 FG) and a career-high four steals at Colorado State (Dec. 28)
- Had a career-high nine rebounds vs. VCU (Dec. 18)
- Scored 13 points vs. Western New Mexico (Dec. 14)
- Had nine points (4-5 FG), seven rebounds and three assists vs. San Jose State (Dec. 4)
- Had four points vs. Arizona State (Nov. 28)
- Had 11 points (5-6 FG) vs. Texas Southern (Nov. 24)
- Had six points (2-2 3FG) vs. No. 22 UCLA (Nov. 8)
- Had five points and matched a career high with seven rebounds in his UNM debut and first career start vs. Nicholls

	2024-25	CAREER	STREAK
Double-Doubles	1		-
Double Figure Scoring	7	8	-
Double Figure Rebounds	2	2	-

CAREER STATISTICS

Year	G-GS	Min-Avg.	FG-FGA	Pct.	3FG-3FGA	Pct.	FT-FTA	Pct.	Off-Def.	Reb-Avg.	PF-DQ	Ast	TO	Blk	Stl	Pts-Avg
2022-23 %	14-0	54-3.9	7-13	.538	2-4	.500	2-3	.667	3-9	12-0.9	8-0	6	5	0	1	18-1.3
Conf	6-0	18-3.0	3-5	.600	1-1	1.000	1-2	.500	1-0	1-0.2	1-0	3	0	0	1	8-1.3
2023-24 %	20-0	111-5.6	16-39	.410	0-12	.000	13-15	.867	12-20	32-1.6	10-0	16	10	1	4	45-2.3
Conf	12-0	50-4.2	7-18	.389	0-5	.000	2-2	1.000	5-8	13-1.1	4-0	13	7	1	2	16-1.3
2024-25	29-23	634-21.9	66-144	.458	20-62	.323	28-42	.667	31-102	133-4.6	62-2	33	30	5	19	180-6.2
Conf	18-17	462-25.7	47-99	.475	15-45	.333	26-38	.684	20-83	103-5.7	42-2	23	21	4	16	135-7.5
CAREER	63-23	798-12.7	89-196	.454	22-78	.282	43-60	.717	46-131	177-2.8	80-2	55	45	6	24	243-3.9

% at Arizona



Season Highs

Pts	3	vs. Western New Mexico (12/14/24)
Reb	2	vs. Texas Southern (11/24/24)
FG	1	twice
FGA	2	twice
3FG	1	vs. Western New Mexico (12/14/24)
3FGA	2	vs. Western New Mexico (12/14/24)
FT	1	twice
FTA	4	at Air Force (2/8/25)
Ast	1	twice
Blk	--	
Stl	1	three times
Min	10	vs. Western New Mexico (12/14/24)

Career Highs

7	twice
4	vs. Texas Southern (11/6/23)
3	twice
6	vs. New Mexico State (12/2/23)
1	six times
4	vs. New Mexico State (12/2/23)
1	three times
4	at Air Force (2/8/25)
1	three times
2	vs. Air Force (3/13/24) ^{MMT}
2	four times
19	twice

MW Career Highs

2	twice
1	three times
1	twice
1	five times
--	
1	twice
1	twice
4	at Air Force (2/8/25)
--	
2	vs. Air Force (3/13/24) ^{MMT}
1	three times
6	twice

0.5 PPG | 0.5 RPG | 4.0 MPG |

2024-25 GAME-BY-GAME

Opponent	MP	FG-A	3G-A	FT-A	O-D-T	PF	A	TO	BS	ST	TP
Nicholls	1	0-0	0-0	0-0	0-0-0	0	0	0	0	0	0
vs. UCLA	2	0-1	0-1	0-0	0-0-0	0	0	0	0	0	0
A&M-Corpus Christi	4	0-0	0-0	0-0	0-1-1	0	0	1	0	0	0
at St. John's					-DNP-						
Grambling State	3	0-0	0-0	0-0	1-0-1	0	1	0	0	0	0
Texas Southern	8	1-2	0-0	0-1	1-1-2	1	0	0	0	0	2
vs. Arizona State					-DNP-						
vs. USC	2	0-0	0-0	0-0	0-0-0	2	0	1	0	0	0
San Jose State					-DNP-						
New Mexico State					-DNP-						
Western NM	10	1-2	1-2	0-0	0-1-1	1	1	0	0	1	3
VCU					-DNP-						
at Colorado State					-DNP-						
at Fresno State					-DNP-						
Nevada					-DNP-						
at Wyoming					-DNP-						
San Diego State	2	0-1	0-1	0-0	0-0-0	0	0	0	0	0	0
at San Jose State					-DNP-						
Boise State	3	0-0	0-0	0-0	0-0-0	0	0	0	0	0	0
Fresno State	6	0-0	0-0	0-0	0-0-0	0	0	1	0	0	0
at UNLV					-DNP-						
at Utah State	1	0-0	0-0	1-2	1-0-1	0	0	0	0	0	1
Colorado State					-DNP-						
at Air Force	6	0-1	0-1	1-4	0-1-1	2	0	0	0	1	1
Wyoming					-DNP-						
Utah State					-DNP-						
at Boise State					-DNP-						
at San Diego State					-DNP-						
Air Force	4	0-0	0-0	0-0	0-0-0	0	0	0	0	1	0

* game started

SEASON NOTES

- Had one point, one rebound and one steal at Air Force (Feb. 8)
- Had one point and one rebound at Utah State (Feb. 1)
- Scored three points vs. Western New Mexico (Dec. 14)
- Had two points and two rebounds vs. Texas Southern (Nov. 24)
- Scored two points in the exhibition vs. UTEP (Oct. 28)

	2024-25	CAREER	STREAK
Double Figure Scoring	-	-	-

CAREER STATISTICS

Year	G-GS	Min-Avg.	FG-FGA	Pct.	3FG-3FGA	Pct.	FT-FTA	Pct.	Off-Def.	Reb-Avg.	PF-DQ	Ast	TO	Blk	Stl	Pts-Avg
2022-23									Redshirt season							
Conf	--															
2023-24	19-0	170-8.9	16-32	.500	5-17	.294	1-4	.250	7-20	27-1.4	25-0	1	6	3	11	38-2.0
Conf	4-0	16-4.0	1-2	.500	0-0	.000	0-0	.000	1-0	1-0.3	1-0	0	0	0	1	2-0.5
2024-25	13-0	52-4.0	2-7	.286	1-5	.200	2-7	.286	3-4	7-0.5	6-0	2	3	0	3	7-0.5
Conf	6-0	22-3.6	0-2	.000	0-2	.000	2-6	.333	1-1	2-0.3	2-0	0	1	0	2	2-0.3
CAREER	32-0	222-6.9	18-39	.462	6-22	.273	3-11	.273	10-24	34-1.1	31-0	3	9	3	14	45-1.4

#13

#13 DANIEL THOMAS

Freshman | Forward | 6-8 | 225 | Dallas, Texas | Dallas Carter HS



Season Highs

Pts	--
Reb	--
FG	--
FGA	--
3FG	--
3FGA	--
FT	--
FTA	--
Ast	--
Blk	--
Stl	--
Min	--

Career Highs

11
 12
 13
 14
 15
 16
 17
 18
 19
 20
 21
 22
 23
 24
 25
 26
 27
 28
 29
 30
 31
 32
 33
 34
 35
 36
 37
 38
 39
 40
 41
 42
 43
 44
 45
 46
 47
 48
 49
 50
 51
 52
 53
 54
 55
 56
 57
 58
 59
 60
 61
 62
 63
 64
 65
 66
 67
 68
 69
 70
 71
 72
 73
 74
 75
 76
 77
 78
 79
 80
 81
 82
 83
 84
 85
 86
 87
 88
 89
 90
 91
 92
 93
 94
 95
 96
 97
 98
 99
 100
 101
 102
 103
 104
 105
 106
 107
 108
 109
 110
 111
 112
 113
 114
 115
 116
 117
 118
 119
 120
 121
 122
 123
 124
 125
 126
 127
 128
 129
 130
 131
 132
 133
 134
 135
 136
 137
 138
 139
 140
 141
 142
 143
 144
 145
 146
 147
 148
 149
 150
 151
 152
 153
 154
 155
 156
 157
 158
 159
 160
 161
 162
 163
 164
 165
 166
 167
 168
 169
 170
 171
 172
 173
 174
 175
 176
 177
 178
 179
 180
 181
 182
 183
 184
 185
 186
 187
 188
 189
 190
 191
 192
 193
 194
 195
 196
 197
 198
 199
 200
 201
 202
 203
 204
 205
 206
 207
 208
 209
 210
 211
 212
 213
 214
 215
 216
 217
 218
 219
 220
 221
 222
 223
 224
 225
 226
 227
 228
 229
 230
 231
 232
 233
 234
 235
 236
 237
 238
 239
 240
 241
 242
 243
 244
 245
 246
 247
 248
 249
 250
 251
 252
 253
 254
 255
 256
 257
 258
 259
 260
 261
 262
 263
 264
 265
 266
 267
 268
 269
 270
 271
 272
 273
 274
 275
 276
 277
 278
 279
 280
 281
 282
 283
 284
 285
 286
 287
 288
 289
 290
 291
 292
 293
 294
 295
 296
 297
 298
 299
 300
 301
 302
 303
 304
 305
 306
 307
 308
 309
 310
 311
 312
 313
 314
 315
 316
 317
 318
 319
 320
 321
 322
 323
 324
 325
 326
 327
 328
 329
 330
 331
 332
 333
 334
 335
 336
 337
 338
 339
 340
 341
 342
 343
 344
 345
 346
 347
 348
 349
 350
 351
 352
 353
 354
 355
 356
 357
 358
 359
 360
 361
 362
 363
 364
 365
 366
 367
 368
 369
 370
 371
 372
 373
 374
 375
 376
 377
 378
 379
 380
 381
 382
 383
 384
 385
 386
 387
 388
 389
 390
 391
 392
 393
 394
 395
 396
 397
 398
 399
 400
 401
 402
 403
 404
 405
 406
 407
 408
 409
 410
 411
 412
 413
 414
 415
 416
 417
 418
 419
 420
 421
 422
 423
 424
 425
 426
 427
 428
 429
 430
 431
 432
 433
 434
 435
 436
 437
 438
 439
 440
 441
 442
 443
 444
 445
 446
 447
 448
 449
 450
 451
 452
 453
 454
 455
 456
 457
 458
 459
 460
 461
 462
 463
 464
 465
 466
 467
 468
 469
 470
 471
 472
 473
 474
 475
 476
 477
 478
 479
 480
 481
 482
 483
 484
 485
 486
 487
 488
 489
 490
 491
 492
 493
 494
 495
 496
 497
 498
 499
 500
 501
 502
 503
 504
 505
 506
 507
 508
 509
 510
 511
 512
 513
 514
 515
 516
 517
 518
 519
 520
 521
 522
 523
 524
 525
 526
 527
 528
 529
 530
 531
 532
 533

MW Career Highs

[illegible]

-- PPG | -- APG | -- MPG | -- SPG

2024-25 GAME-BY-GAME

Opponent	MP	FG-A	3G-A	FT-A	O-D-T	PF	A	TO	BS	ST	TP
Nicholls					-DNP-						
vs. UCLA					-DNP-						
A&M-Corpus Christi					-DNP-						
at St. John's					-DNP-						
Grambling State					-DNP-						
Texas Southern					-DNP-						
vs. Arizona State					-DNP-						
vs. USC					-DNP-						
San Jose State					-DNP-						
New Mexico State					-DNP-						
Western NM					-DNP-						
VCU					-DNP-						
at Colorado State					-DNP-						
at Fresno State					-DNP-						
Nevada					-DNP-						
at Wyoming					-DNP-						
San Diego State					-DNP-						
at San Jose State					-DNP-						
Boise State					-DNP-						
Fresno State					-DNP-						
at UNLV					-DNP-						
at Utah State					-DNP-						
Colorado State					-DNP-						
at Air Force					-DNP-						
Wyoming					-DNP-						
Utah State					-DNP-						
at Boise State					-DNP-						
at San Diego State					-DNP-						
Air Force					-DNP-						

* game started

SEASON NOTES

- Plans to redshirt this season

	2024-25	CAREER	STREAK
Double Figure Scoring	-	-	-

CAREER STATISTICS

[illegible]

Senior | Forward | 6-9 | 215 | Helsinki, Finland | HBA-Marsky [Dayton]



Season Highs

Pts	28	vs. Arizona State (11/28/24)
Reb	13	vs. Nicholls (11/4/24)
FG	8	at Fresno State (12/31/24)
FGA	16	twice
3FG	4	twice
3FGA	11	vs. New Mexico State (12/7/24)
FT	13	vs. Arizona State (11/28/24)
FTA	14	vs. Arizona State (11/28/24)
Ast	4	vs. Nevada (1/3/25)
Blk	3	vs. San Diego State (1/11/25)
Stl	2	five times
Min	39	vs. Nevada (1/3/25)

Career Highs

Pts	28	vs. Arizona State (11/28/24)
Reb	13	vs. Nicholls (11/4/24)
FG	9	vs. La Salle (12/30/20) ^{UD}
FGA	16	twice
3FG	4	three times
3FGA	11	vs. New Mexico State (12/7/24)
FT	13	vs. Arizona State (11/28/24)
FTA	14	vs. Arizona State (11/28/24)
Ast	8	vs. Alcorn State (12/20/22) ^{UD}
Blk	3	twice
Stl	3	twice
Min	42	at Rhode Island (2/16/21) ^{UD}

MW Career Highs

Pts	23	at Fresno State (12/31/24)
Reb	11	twice
FG	8	at Fresno State (12/31/24)
FGA	13	at Fresno State (12/31/24)
3FG	4	at Fresno State (12/31/24)
3FGA	9	at Wyoming (2/6/24)
FT	6	three times
FTA	9	vs. San Jose State (12/4/24)
Ast	4	twice
Blk	3	twice
Stl	2	five times
Min	39	vs. Nevada (1/3/25)

11.8 PPG | 5.4 RPG | 28.2 MPG | 1.3 APG

2024-25 GAME-BY-GAME

Opponent	MP	FG-A	3G-A	FT-A	O-D-T	PF	A	TO	BS	ST	TP
Nicholls*	32	5-15	1-9	2-2	5-8-13	3	2	0	2	0	13
vs. UCLA*	28	3-7	2-4	0-0	0-4-4	4	0	3	2	0	8
A&M-Corpus Christi*	27	3-9	1-5	5-6	2-5-7	3	2	4	2	2	12
at St. John's	34	6-14	4-7	0-0	0-4-4	2	3	0	1	1	16
Grambling State*	30	3-7	1-4	3-6	1-8-9	1	2	2	2	2	10
Texas Southern*	29	6-15	2-6	4-6	0-2-2	1	1	0	0	0	18
vs. Arizona State*	35	6-16	3-9	13-14	3-5-8	4	0	2	0	0	28
vs USC*	29	3-6	1-2	3-5	1-2-3	0	0	3	0	1	10
San Jose State*	37	6-12	1-3	6-9	5-4-9	2	3	0	2	1	19
New Mexico State*	38	2-16	2-11	4-4	5-3-8	3	2	0	0	2	10
Western NM*	21	4-7	1-3	0-0	0-1-1	2	1	0	0	1	9
VCU*	34	5-12	0-2	5-7	2-6-8	0	0	0	0	1	15
at Colorado State*	24	5-10	0-2	4-4	3-2-5	4	1	1	0	1	14
at Fresno State*	32	8-13	4-6	3-4	0-5-5	3	1	6	0	0	23
Nevada*	39	4-11	1-6	5-7	0-5-5	4	4	2	2	1	14
at Wyoming*	24	0-7	0-4	0-0	0-2-2	3	1	3	1	0	0
San Diego State*	33	4-12	0-4	2-6	4-7-11	2	2	0	3	2	10
at San Jose State*	26	4-9	1-2	0-0	2-0-2	0	1	2	0	0	9
Boise State*	32	3-8	1-5	4-4	0-3-3	1	2	0	1	1	11
Fresno State*	20	6-8	3-4	0-0	2-5-7	3	3	1	0	2	15
at UNLV*	21	0-2	0-1	2-4	1-2-3	2	1	2	1	0	2
at Utah State*	28	4-6	2-4	6-7	1-2-3	4	1	3	0	0	16
Colorado State*	22	2-7	2-4	0-0	2-5-7	2	0	0	1	0	6
at Air Force					-INJ-						
Wyoming*	17	1-4	0-2	0-0	1-2-3	0	0	1	0	0	2
Utah State					-INJ-						
at Boise State					-INJ-						
at San Diego State*	15	1-8	1-6	0-0	3-0-3	2	0	1	0	1	3
Air Force*	25	5-9	1-3	4-7	3-2-5	0	2	1	0	0	15

* game started

SEASON NOTES

- Tri-Captain
- Had 15 points vs. Air Force (Mar. 1)
- Scored 16 points at Utah State (Feb. 1)
- Scored 15 points (6-8 FG) vs. Fresno State (Jan. 20)
- Double-double with 10 points and 11 rebounds vs. San Diego State (Jan. 11)
- Scored 14 points vs. Nevada (Jan. 3)
- Had 23 points for first 20-point game in MW play at Fresno State (Dec. 31)
- Scored 14 points at Colorado State (Dec. 28)
- Had 15 points and eight rebounds vs. VCU (Dec. 18)
- Had 19 points and nine rebounds vs. San Jose St (Dec. 4)
- Scored a career high 28 points vs. Arizona State (Nov. 28)
- Had 18 points, including scoring his 1,000th career point vs. Texas Southern (Nov. 24)
- Team-high 16 points (tied career high with four 3-pointers) at No. 22 St. John's
- Had 12 points and seven rebounds vs. Texas A&M-Corpus Christi (Nov. 12)
- Scored eight points vs. No. 22 UCLA (Nov. 8)
- Had 13 points and a career-high 13 rebounds vs. Nicholls (Nov. 4)

	2024-25	CAREER	STREAK
Double-Doubles	2	5	-
Double Figure Scoring	18	68	1
20-Point Games	2	4	-
10-Rebound Games	2	6	-

CAREER STATISTICS

Year	G-GS	Min-Avg.	FG-FGA	Pct.	3FG-3FGA	Pct.	FT-FTA	Pct.	Off-Def.	Reb-Avg.	PF-DQ	Ast	TO	Blk	Stl	Pts-Avg
2020-21 %	19-15	569-29.9	68-137	.496	26-68	.382	26-34	.765	24-83	107-5.6	45-1	24	31	8	13	188-9.9
Conf	16-14	481-30.1	57-117	.487	24-59	.407	22-29	.759	21-69	90-5.6	35-1	21	26	8	11	160-10.0
2021-22 %	35-1	693-19.8	65-163	.399	28-95	.295	37-51	.725	41-101	142-4.1	57-0	26	37	7	7	195-5.6
Conf	18-1	375-20.8	37-87	.425	14-44	.318	16-24	.667	23-49	72-4.0	27-0	15	16	5	3	104-5.8
2022-23 %	34-19	1006-29.6	103-233	.442	45-123	.366	66-83	.795	40-124	164-4.8	61-0	59	46	10	8	317-9.3
Conf	18-10	513-28.5	55-123	.447	21-54	.389	15-22	.682	15-67	82-4.6	32-0	28	19	9	6	146-8.1
2023-24	35-2	657-18.8	77-191	.403	28-96	.292	54-70	.771	36-85	121-3.5	75-0	23	25	9	20	236-6.7
Conf	18-0	383-21.3	53-113	.469	23-59	.390	33-39	.846	28-52	80-4.4	38-0	15	16	3	9	162-9.0
2024-25	26-26	733-28.2	99-250	.396	35-118	.297	75-102	.735	46-94	140-5.4	55-0	35	37	20	19	308-11.8
Conf	15-15	397-26.5	53-126	.421	17-56	.304	36-52	.692	27-46	73-4.9	32-0	22	23	11	9	159-10.6
CAREER	149-63	3655-24.5	412-974	.423	162-500	.324	258-340	.759	187-487	674-4.5	293-1	167	176	54	67	1244-8.3

% at Dayton



Season Highs

Pts	28	vs. Nicholls (11/4/24)
Reb	21	at Air Force (2/8/25)
FG	9	vs. Nicholls (11/4/24)
FGA	17	vs. New Mexico State (12/7/24)
3FG	--	
3FGA	1	five times
FT	10	twice
FTA	13	vs. Colorado State (2/5/25)
Ast	3	vs. Grambling State (11/21/24)
Blk	5	vs. Colorado State (2/5/25)
Stl	4	vs. New Mexico State (12/7/24)
Min	39	vs. Nevada (1/3/25)

Career Highs

28	twice
21	at Air Force (2/8/25)
11	three times
17	vs. New Mexico State (12/7/24)
1	vs. North Alabama (11/20/21) ^{Iona}
1	14 times
10	four times
14	three times
5	twice
6	twice
5	at New Mexico State (12/15/23)
39	twice

MW Career Highs

26	vs. Utah State (1/16/24)
21	at Air Force (2/8/25)
11	vs. Utah State (1/16/24)
16	at UNLV (1/25/25)
--	
1	twice
10	vs. Colorado State (2/5/25)
13	vs. Colorado State (2/5/25)
4	vs. Colorado State (2/5/25)
5	three times
4	at San Jose State (1/24/24)
39	vs. Nevada (1/3/25)

13.6 PPG | 10.8 RPG | 30.3 MPG | 1.5 BPG

2024-25 GAME-BY-GAME

Opponent	MP	FG-A	3G-A	FT-A	O-D-T	PF	A	TO	BS	ST	TP
Nicholls*	36	9-15	0-0	10-12	6-10-16	2	2	3	3	2	28
vs. UCLA*	33	5-9	0-0	6-8	4-8-12	3	0	4	1	2	16
A&M-Corpus Christi*	16	5-6	0-0	0-3	3-6-9	4	2	1	2	2	10
at St. John's*	32	8-11	0-0	0-6	3-1-4	2	1	3	2	1	16
Grambling State*	29	3-7	0-1	1-2	1-10-11	2	3	2	3	2	7
Texas Southern*	23	2-4	0-1	4-6	1-7-8	3	1	2	3	2	8
vs. Arizona State*	25	1-3	0-0	1-1	2-5-7	4	1	5	0	1	3
vs. USC*	26	5-8	0-0	5-6	4-2-6	2	1	2	2	0	15
San Jose State*	35	5-11	0-0	6-6	2-8-10	3	2	2	0	1	16
New Mexico State*	37	7-17	0-1	2-5	7-10-17	1	2	1	2	4	1
Western NM*	16	2-5	0-0	2-2	3-3-6	1	0	3	0	0	6
VCU*	31	5-11	0-0	5-8	6-5-11	2	1	4	1	2	15
at Colorado State*	31	4-9	0-0	1-2	2-9-11	3	1	2	0	0	9
at Fresno State*	31	4-6	0-0	4-4	1-11-12	3	2	1	4	1	12
Nevada*	39	7-8	0-0	6-9	2-8-10	3	0	2	3	1	20
at Wyoming*	37	5-10	0-0	2-4	4-8-12	3	0	3	2	0	12
San Diego State*	30	3-10	0-0	0-0	4-5-9	3	2	2	1	0	6
at San Jose State*	20	7-10	0-1	6-8	2-4-6	4	0	0	1	0	20
Boise State*	32	7-14	0-0	2-2	1-8-9	3	1	3	1	2	16
Fresno State*	25	3-6	0-0	4-8	4-11-15	0	1	3	0	0	10
at UNLV*	36	8-16	0-0	6-10	7-11-18	2	1	0	1	0	22
at Utah State*	26	7-7	0-0	1-1	3-10-13	4	1	2	1	0	15
Colorado State*	38	4-9	0-0	10-13	2-9-11	2	4	2	5	3	18
at Air Force*	28	6-10	0-1	2-3	7-14-21	1	0	3	1	2	14
Wyoming*	30	4-6	0-0	3-6	3-5-8	4	2	5	2	3	11
Utah State*	31	4-10	0-0	7-8	1-4-5	3	1	1	0	1	15
at Boise State*	36	8-11	0-0	1-2	1-7-8	2	1	4	0	2	17
at San Diego State*	37	2-7	0-0	2-5	7-9-16	4	0	1	0	2	6
Air Force*	30	7-8	0-0	0-0	2-11-13	4	1	3	3	2	14

* game started

SEASON NOTES

- Preseason All-Mountain West
- Four-time MW Player of the Week (11/11, 1/6, 2/3, 2/10)
- Had 14 points (7-8 FG) and 13 rebounds vs. Air Force (Mar. 1)
- 5th straight double-double with 14 points and a career-high 21 rebounds at Air Force (Feb. 8)
- Had 18 points, 11 boards, five blocks, four assists and three steals vs. Colorado State (Feb. 5)
- Had 15 points (7-7 FG) and 13 boards at Utah St (Feb. 1)
- Had 22 points and 18 rebounds at UNLV (Jan. 25)
- Had 20 points, including game-winning shot as time expired, and 10 rebounds vs. Nevada (Jan. 3)
- Double-double with 12 points and 12 rebounds, along with four blocks, at Fresno State (Dec. 31)
- Had 16 points and 17 boards vs. New Mexico St (Dec. 7)
- Had 16 points and 12 rebounds vs. No. 22 UCLA (Nov. 8)
- Matched a career high with 28 points to go with 16 rebounds vs. Nicholls (Nov. 4)

UNM CAREER RECORD BOOK

	Total	Rank	Up Next
Rebounds	608	18th	David Chiotti (612-17th)
Blocks	94	T-13th	Charles Smith (95-12th)
Dbl-Dbls	23	11th	Three Players (24-8th)

	2024-25	CAREER	STREAK
Double-Doubles	14	57	1
Double Figure Scoring	22	105	1
20-Point Games	3	12	-
10-Rebound Games	17	66	2

CAREER STATISTICS

Year	G-GS	Min-Avg.	FG-FGA	Pct.	3FG-3FGA	Pct.	FT-FTA	Pct.	Off-Def.	Reb-Avg.	PF-DQ	Ast	TO	Blk	Stl	Pts-Avg
2020-21 %	18-16	499-27.7	81-136	.596	0-1	.000	37-58	.638	51-84	135-7.5	60-4	24	41	29	11	199-11.1
Conf	9-9	232-25.8	44-70	.629	0-1	.000	20-31	.645	23-36	59-6.6	34-3	8	25	14	3	108-12.0
2021-22 %	33-32	939-28.5	160-292	.548	1-3	.333	109-166	.657	108-164	272-8.2	76-0	49	69	62	36	430-13.0
Conf	20-19	540-27.0	92-160	.575	0-2	.000	58-92	.630	60-97	157-7.9	42-0	28	43	36	24	242-12.1
2022-23 %	35-34	1112-31.8	192-349	.550	0-5	.000	136-218	.624	124-202	326-9.3	96-2	39	66	52	42	520-14.9
Conf	20-20	633-31.7	104-200	.520	0-4	.000	90-147	.612	79-130	209-10.5	51-2	21	41	27	22	298-14.9
2023-24	36-36	944-26.2	127-231	.550	0-0	.000	67-128	.523	104-190	294-8.2	100-1	37	54	49	38	321-8.9
Conf	18-18	484-26.9	68-113	.602	0-0	.000	32-58	.552	52-96	148-8.2	52-1	18	25	28	19	168-9.3
2024-25	29-29	879-30.3	147-264	.557	0-5	.000	99-150	.660	95-219	314-10.8	77-0	34	69	44	38	393-13.6
Conf	18-18	573-31.8	95-168	.565	0-2	.000	63-91	.692	55-152	207-11.5	51-0	20	39	25	20	253-14.1
CAREER	151-147	4373-29.0	707-1272	.556	1-14	.071	448-720	.622	482-859	1341-8.9	409-7	183	299	236	165	1863-12.3

% at Iona

Freshman | Forward | 6-10 | 240 | Toronto, Ont. | Dream City Christian



Season Highs

Pts	21	vs. Western New Mexico (12/14/24)
Reb	7	twice
FG	8	vs. Western New Mexico (12/14/24)
FGA	11	vs. Western New Mexico (12/14/24)
3FG	4	at San Diego State (2/25/25)
3FGA	6	at San Diego State (2/25/25)
FT	3	at Wyoming (1/7/25)
FTA	5	vs. Wyoming (2/12/25)
Ast	4	vs. Western New Mexico (12/14/24)
Blk	1	four times
Stl	3	vs. Western New Mexico (12/14/24)
Min	37	vs. Utah State (2/16/25)

Career Highs

Pts	21	vs. Western New Mexico (12/14/24)
Reb	7	twice
FG	8	vs. Western New Mexico (12/14/24)
FGA	11	vs. Western New Mexico (12/14/24)
3FG	4	at San Diego State (2/25/25)
3FGA	6	at San Diego State (2/25/25)
FT	3	at Wyoming (1/7/25)
FTA	5	vs. Wyoming (2/12/25)
Ast	4	vs. Western New Mexico (12/14/24)
Blk	1	four times
Stl	3	vs. Western New Mexico (12/14/24)
Min	37	vs. Utah State (2/16/25)

MW Career Highs

Pts	16	at San Diego State (2/25/25)
Reb	7	twice
FG	6	at San Diego State (2/25/25)
FGA	9	at San Diego State (2/25/25)
3FG	4	at San Diego State (2/25/25)
3FGA	6	at San Diego State (2/25/25)
FT	3	at Wyoming (1/7/25)
FTA	5	vs. Wyoming (2/12/25)
Ast	2	twice
Blk	1	four times
Stl	1	six times
Min	37	vs. Utah State (2/16/25)

4.3 PPG | 2.1 RPG | 12.5 MPG | 0.5 APG

2024-25 GAME-BY-GAME

Opponent	MP	FG-A	3G-A	FT-A	O-D-T	PF	A	TO	BS	ST	TP
Nicholls	8	0-1	0-1	2-4	0-1-1	1	0	0	0	1	2
vs. UCLA	2	0-0	0-0	0-0	0-0-0	2	0	0	0	0	0
A&M-Corpus Christi	2	0-0	0-0	0-0	0-0-0	1	0	0	0	0	0
at St. John's					-DNP-						
Grambling State	3	2-2	0-0	0-0	0-1-1	0	0	0	0	0	4
Texas Southern	10	1-4	1-3	0-0	0-1-1	1	1	0	0	0	3
vs. Arizona State	2	0-0	0-0	0-0	0-0-0	1	0	0	0	0	0
vs. USC	11	1-2	0-0	0-0	1-1-2	1	1	0	0	1	2
San Jose State	1	0-0	0-0	0-0	0-0-0	1	0	0	0	0	0
New Mexico State	7	1-2	0-0	1-1	1-0-1	1	0	0	0	0	3
Western NM	19	8-11	3-4	2-3	2-4-6	2	4	1	0	3	21
VCU	6	0-0	0-0	0-0	0-1-1	1	0	0	0	0	0
at Colorado State	16	2-2	1-1	0-0	0-0-0	0	1	0	0	0	5
at Fresno State	8	0-0	0-0	0-0	0-1-1	3	0	0	0	1	0
Nevada	6	1-1	1-1	0-0	0-1-1	0	0	0	0	0	3
at Wyoming	18	1-5	1-4	3-4	1-1-2	2	1	0	0	0	6
San Diego State	5	0-2	0-1	0-0	0-2-2	2	0	0	0	0	0
at San Jose State	15	2-3	2-2	0-0	2-2-4	0	0	0	0	0	6
Boise State	8	2-4	1-2	0-0	0-0-0	0	0	1	0	0	5
Fresno State	17	4-6	3-5	0-0	2-2-4	1	1	3	1	1	11
at UNLV	8	0-2	0-1	0-0	1-1-2	4	1	0	1	0	0
at Utah State	10	3-6	2-5	0-0	0-3-3	2	0	0	0	0	8
Colorado State	18	2-3	2-3	0-0	0-1-1	1	1	0	0	0	6
at Air Force*	22	1-3	0-2	1-1	1-6-7	0	0	1	0	1	3
Wyoming	23	3-3	3-3	1-5	1-2-3	1	0	1	0	0	10
Utah State*	37	2-8	0-4	1-1	3-4-7	1	0	0	0	1	5
at Boise State*	28	0-4	0-3	0-0	0-3-3	2	2	1	1	1	0
at San Diego State	25	6-9	4-6	0-0	0-4-4	3	0	3	0	1	16
Air Force	15	1-2	0-1	0-0	0-3-3	2	2	1	1	0	2

* game started

SEASON NOTES

- Mountain West Freshman of the Week (Dec. 16)
- Had 16 points (4-6 3FG) at San Diego State (Feb. 25)
- Had five points and seven boards vs. Utah State (Feb. 16)
- Had 10 points (3-3 3FG), including go-ahead three with 30 seconds left vs. Wyoming (Feb. 12)
- Had three points and a career-high seven rebounds in first career start at Air Force (Feb. 8)
- Scored six points (2-3 3FG) vs. Colorado State (Feb. 5)
- Had eight points and three rebounds at Utah State (Feb. 1)
- Had 11 points (4-6 FG) and four rebounds vs. Fresno State (Jan. 20)
- Scored five points vs. Boise State (Jan. 17)
- Had six points (2-2 3FG) and four rebounds at San Jose State (Jan. 14)
- Had six points and two rebounds at Wyoming (Jan. 7)
- Had five points (2-2 FG) at Colorado State (Dec. 28)
- Set career highs of 21 points, six rebounds, four assists and three steals vs. Western New Mexico (Dec. 14)
- Had two points and two rebounds vs. USC (Nov. 29)
- Scored three points vs. Texas Southern (Nov. 24)
- Had four points (2-2 FG) vs. Grambling State (Nov. 21)
- Scored two points in his collegiate debut vs. Nicholls (Nov. 4)

	2024-25	CAREER	STREAK
Double Figure Scoring	4	4	-
20-Point Games	1	1	-

CAREER STATISTICS

Year	G-GS	Min-Avg.	FG-FGA	Pct.	3FG-3FGA	Pct.	FT-FTA	Pct.	Off-Def.	Reb-Avg.	PF-DQ	Ast	TO	Blk	Stl	Pts-Avg
2024-25	28-3	349-12.5	43-85	.506	24-52	.462	11-19	.579	15-45	60-2.1	36-0	15	12	4	11	121-4.3
Conf	18-3	279-15.5	30-63	.476	20-44	.455	6-11	.545	11-36	47-2.6	25-0	9	11	4	6	86-4.8
CAREER	28-3	349-12.5	43-85	.506	24-52	.462	11-19	.579	15-45	60-2.1	36-0	15	12	4	11	121-4.3

Record	Overall	Home	Away	Neutral
ALL GAMES	23-6	15-1	6-4	2-1
CONFERENCE	15-3	9-0	6-3	0-0
NON-CONFERENCE	8-3	6-1	0-1	2-1

No.	Player	Total			3-Point			F-Throw			Rebounds			Other Stats													
		GP-GS	MIN	AVG	FG-FGA	FG%	3FG-3FGA	3FG%	FT-FTA	FT%	OFF	DEF	TOT	AVG	PF	DQ	A	A/G	TO	TO/G	A/TO	BLK	BLK/G	STL	STL/G	PTS	AVG
2	DENT, Donovan	29-29	1005:59	34.7	206-420	.490	20-55	.364	147-186	.790	9	62	71	2.4	41	0	189	6.52	82	2.83	2.30	26	0.90	44	1.52	579	20.0
23	JOSEPH, Nelly	29-29	878:41	30.3	147-264	.557	0-5	.000	99-150	.660	95	219	314	10.8	77	0	34	1.17	69	2.38	0.49	44	1.52	38	1.31	393	13.6
22	AMZIL, Mustapha	26-26	733:06	28.2	99-250	.396	35-118	.297	75-102	.735	46	94	140	5.4	55	0	35	1.35	37	1.42	0.95	20	0.77	19	0.73	308	11.8
2	WASHINGTON, Tru	28-27	764:24	27.3	115-267	.431	39-104	.375	47-76	.618	34	75	109	3.9	58	2	54	1.93	35	1.25	1.54	9	0.32	61	2.18	316	11.3
0	WOLAND, CJ	28-7	592:45	21.2	85-209	.407	29-100	.290	40-55	.727	21	56	77	2.8	65	3	37	1.32	24	0.86	1.54	7	0.25	33	1.18	239	8.5
8	BOROVICANIN, Filip	29-23	634:02	21.9	66-144	.458	20-62	.323	28-42	.667	31	102	133	4.6	62	2	33	1.14	30	1.03	1.10	5	0.17	19	0.66	180	6.2
24	MILICEVIC, Jovan	28-3	348:51	12.5	43-85	.506	24-52	.462	11-19	.579	15	45	60	2.1	36	0	15	0.54	12	0.43	1.25	4	0.14	11	0.39	121	4.3
1	APPELHANS, Braden	26-1	284:25	10.9	31-77	.403	27-62	.435	10-13	.769	5	15	20	0.8	24	1	12	0.46	5	0.19	2.40	5	0.19	8	0.31	99	3.8
4	DOTSON, Kayde	28-0	207:48	7.4	25-60	.417	15-36	.417	10-16	.625	1	11	12	0.4	25	0	24	0.86	15	0.54	1.60	2	0.07	12	0.43	75	2.7
6	ALLY ATKI, Atiki	27-0	238:45	8.8	24-43	.558	0-0	.000	9-20	.450	26	44	70	2.6	45	0	9	0.33	12	0.44	0.75	25	0.93	10	0.37	57	2.1
7	SACKO, Ibrahima	18-0	108:53	6.0	11-19	.579	1-4	.250	0-3	.000	4	18	22	1.2	27	0	2	0.11	6	0.33	0.33	5	0.28	5	0.28	23	1.3
11	WEBB, Quinton	13-0	52:22	4.0	2-7	.286	1-5	.200	2-7	.286	3	4	7	0.5	6	0	2	0.15	3	0.23	0.67	0	0.00	3	0.23	7	0.5
Total		29	5850		854-1845	.463	211-603	.350	478-689	.694	356	796	1152	39.7	521	8	446	15.38	343	11.83	1.30	152	5.24	263	9.07	2397	82.7
Opponents		29	5850		730-1700	.429	225-644	.349	392-596	.658	274	751	1025	35.3	562	11	435	15.00	449	15.48	0.97	121	4.17	210	7.24	2077	71.6

Team	1st	2nd	OT	TOT
New Mexico	1107	1268	22	2397
Opponents	967	1083	27	2077



2024-25 New Mexico Men's Basketball
Team Game-by-Game
All games

Page 1/1
as of Mar 01, 2025

				Total		3-Pointers		Free throws		Rebounds											
Opponent	Date	Score		FG-FGA	PCT	3FG-3FGA	PCT	FT-FTA	PCT	OFF	DEF	TOT	AVG	PF	A	TO	BLK	STL	PTS	AVG	
Nicholls	11/04/2024	91-84	W	31-81	.383	7-36	.194	22-32	.688	18	32	50	50.0	16	18	8	10	10	91	91.0	
vs UCLA	11/08/2024	72-64	W	25-49	.510	6-15	.400	16-23	.696	8	26	34	42.0	26	14	24	3	12	72	81.5	
A&M-Corpus Christi	11/12/2024	100-81	W	33-62	.532	9-23	.391	25-39	.641	11	26	37	40.3	28	22	14	9	15	100	87.7	
at St. John's (NY)	11/17/2024	71-85	L	28-64	.438	8-18	.444	7-18	.389	16	16	32	38.3	17	19	11	5	9	71	83.5	
Grambling	11/21/2024	80-58	W	28-60	.467	7-18	.389	17-26	.654	10	34	44	39.4	14	23	16	9	14	80	82.8	
Texas Southern	11/24/2024	99-68	W	38-75	.507	11-27	.407	12-21	.571	14	29	43	40.0	16	19	7	9	10	99	85.5	
vs Arizona St.	11/28/2024	82-85	L	24-63	.381	6-16	.375	28-32	.875	14	24	38	39.7	26	10	11	3	6	82	85.0	
vs Southern California	11/29/2024	83-73	W	30-58	.517	7-21	.333	16-24	.667	11	21	32	38.8	14	17	14	5	8	83	84.8	
San Jose St.	12/04/2024	83-77	W	28-65	.431	7-17	.412	20-30	.667	16	26	42	39.1	13	17	9	4	7	83	84.6	
New Mexico St.	12/07/2024	83-89	Lot	30-84	.357	10-32	.313	13-22	.591	23	23	46	39.8	18	17	6	5	9	83	84.4	
Western N.M.	12/14/2024	122-70	W	47-78	.603	14-28	.500	14-17	.824	15	26	41	39.9	17	31	11	5	17	122	87.8	
VCU	12/18/2024	78-71	W	27-64	.422	3-11	.273	21-30	.700	16	31	47	40.5	19	6	11	1	7	78	87.0	
at Colorado St.	12/28/2024	76-68	W	31-63	.492	7-15	.467	7-9	.778	11	21	32	39.8	15	13	12	1	10	76	86.2	
at Fresno St.	12/31/2024	103-89	W	41-70	.586	9-23	.391	12-15	.800	6	30	36	39.6	19	21	16	8	10	103	87.4	
Nevada	01/03/2025	82-81	Wot	23-49	.469	5-18	.278	31-41	.756	6	29	35	39.3	26	14	15	7	5	82	87.0	
at Wyoming	01/07/2025	61-53	W	19-57	.333	5-21	.238	18-22	.818	10	34	44	39.6	17	8	10	5	7	61	85.4	
San Diego St.	01/11/2025	62-48	W	24-67	.358	6-28	.214	8-20	.400	18	33	51	40.2	16	13	9	7	7	62	84.0	
at San Jose St.	01/14/2025	70-71	L	27-66	.409	3-15	.200	13-19	.684	11	27	38	40.1	14	10	8	3	7	70	83.2	
Boise St.	01/17/2025	84-65	W	31-57	.544	7-15	.467	15-15	1.000	3	26	29	39.5	14	22	11	5	9	84	83.3	
Fresno St.	01/20/2025	95-67	W	38-78	.487	13-30	.433	6-11	.545	15	39	54	40.3	15	23	13	4	8	95	83.9	
at UNLV	01/25/2025	75-73	W	28-59	.475	3-13	.231	16-24	.667	15	28	43	40.4	22	10	11	4	5	75	83.4	
at Utah St.	02/01/2025	82-63	W	28-58	.483	7-22	.318	19-27	.704	12	36	48	40.7	22	12	15	5	4	82	83.4	
Colorado St.	02/05/2025	87-65	W	30-56	.536	9-14	.643	18-24	.750	9	26	35	40.5	15	13	7	7	9	87	83.5	
at Air Force	02/08/2025	88-53	W	33-70	.471	8-23	.348	14-22	.636	12	36	48	40.8	14	10	7	5	11	88	83.7	
Wyoming	02/12/2025	71-67	W	23-55	.418	7-20	.350	18-34	.529	12	24	36	40.6	15	10	13	3	10	71	83.2	
Utah St.	02/16/2025	82-79	W	24-52	.462	7-20	.350	27-34	.794	14	21	35	40.4	15	10	14	9	8	82	83.2	
at Boise St.	02/19/2025	78-86	L	29-57	.509	7-18	.389	13-17	.765	6	24	30	40.0	24	18	15	4	7	78	83.0	
at San Diego St.	02/25/2025	65-73	L	22-64	.344	9-28	.321	12-16	.750	14	25	39	40.0	18	10	13	3	10	65	82.3	
Air Force	03/01/2025	92-71	W	34-64	.531	4-18	.222	20-25	.800	10	23	33	39.7	16	16	12	4	12	92	82.7	
Total		2397		854-1845	.463	211-603	.350	478-689	.694	356	796	1152	39.7	521	446	343	152	263	2397	82.7	
Opponents		2077		730-1700	.429	225-644	.349	392-596	.658	274	751	1025	35.3	562	435	449	121	210	2077	71.6	

New Mexico Averages

Games Played	Points/game	FG Pct	3FG Pct	FT Pct	Rebounds/game	Assists/game	Turnovers/game	Assist/Turnover ratio	Steals/game	Blocks/game
29	82.7	46.3	35.0	69.4	39.7	15.4	11.8	1.3	9.1	5.2



2024-25 New Mexico Men's Basketball
Opponents Game-by-Game
All games

Page 1/1
as of Mar 01, 2025

				Total		3-Pointers		Free throws		Rebounds											
Opponent	Date	Score		FG-FGA	PCT	3FG-3FGA	PCT	FT-FTA	PCT	OFF	DEF	TOT	AVG	PF	A	TO	BLK	STL	PTS	AVG	
Nicholls	11/04/2024	91-84	W	30-72	.417	15-37	.405	9-16	.563	14	35	49	49.0	24	18	17	4	4	84	84.0	
vs UCLA	11/08/2024	72-64	W	20-55	.364	5-23	.217	19-27	.704	14	20	34	41.5	24	13	21	3	12	64	74.0	
A&M-Corpus Christi	11/12/2024	100-81	W	29-55	.527	5-16	.313	18-35	.514	9	30	39	40.7	26	20	22	4	7	81	76.3	
at St. John's (NY)	11/17/2024	71-85	L	34-68	.500	4-18	.222	13-20	.650	22	27	49	42.8	17	20	16	4	8	85	78.5	
Grambling	11/21/2024	80-58	W	22-62	.355	7-19	.368	7-15	.467	11	27	38	41.8	24	17	22	3	9	58	74.4	
Texas Southern	11/24/2024	99-68	W	23-59	.390	9-18	.500	13-17	.765	9	27	36	40.8	18	14	20	3	4	68	73.3	
vs Arizona St.	11/28/2024	82-85	L	26-55	.473	9-19	.474	24-32	.750	9	25	34	39.9	21	16	10	4	5	85	75.0	
vs Southern California	11/29/2024	83-73	W	27-55	.491	7-17	.412	12-18	.667	8	24	32	38.9	18	13	16	0	11	73	74.8	
San Jose St.	12/04/2024	83-77	W	25-56	.446	10-21	.476	17-21	.810	7	24	31	38.0	22	13	10	7	6	77	75.0	
New Mexico St.	12/07/2024	83-89	Lot	32-62	.516	14-31	.452	11-17	.647	8	37	45	38.7	20	18	17	3	4	89	76.4	
Western N.M.	12/14/2024	122-70	W	28-59	.475	7-20	.350	7-12	.583	7	17	24	37.4	14	11	24	5	8	70	75.8	
VCU	12/18/2024	78-71	W	24-57	.421	10-31	.323	13-24	.542	7	26	33	37.0	21	13	12	6	8	71	75.4	
at Colorado St.	12/28/2024	76-68	W	27-60	.450	6-23	.261	8-8	1.000	12	23	35	36.8	9	19	17	6	9	68	74.8	
at Fresno St.	12/31/2024	103-89	W	29-67	.433	10-22	.455	21-31	.677	10	24	34	36.6	15	10	15	4	10	89	75.9	
Nevada	01/03/2025	82-81	Wot	25-59	.424	8-19	.421	23-35	.657	9	23	32	36.3	28	15	10	7	9	81	76.2	
at Wyoming	01/07/2025	61-53	W	19-59	.322	5-19	.263	10-17	.588	9	32	41	36.6	19	11	11	6	2	53	74.8	
San Diego St.	01/11/2025	62-48	W	17-48	.354	5-16	.313	9-17	.529	3	32	35	36.5	19	10	14	8	5	48	73.2	
at San Jose St.	01/14/2025	70-71	L	28-65	.431	10-22	.455	5-8	.625	11	31	42	36.8	15	13	14	2	4	71	73.1	
Boise St.	01/17/2025	84-65	W	25-57	.439	5-24	.208	10-13	.769	7	22	29	36.4	15	16	17	4	7	65	72.6	
Fresno St.	01/20/2025	95-67	W	25-69	.362	5-25	.200	12-15	.800	7	28	35	36.4	11	17	14	5	9	67	72.4	
at UNLV	01/25/2025	75-73	W	23-54	.426	8-21	.381	19-29	.655	12	23	35	36.3	18	14	12	4	7	73	72.4	
at Utah St.	02/01/2025	82-63	W	24-64	.375	5-31	.161	10-23	.435	10	23	33	36.1	21	16	9	5	9	63	72.0	
Colorado St.	02/05/2025	87-65	W	20-58	.345	5-23	.217	20-24	.833	14	20	34	36.0	19	9	11	2	4	65	71.7	
at Air Force	02/08/2025	88-53	W	17-54	.315	7-24	.292	12-19	.632	4	30	34	36.0	18	14	18	2	6	53	70.9	
Wyoming	02/12/2025	71-67	W	28-52	.538	7-13	.538	4-14	.286	6	30	36	36.0	23	14	18	5	6	67	70.7	
Utah St.	02/16/2025	82-79	W	28-59	.475	10-26	.385	13-16	.813	12	15	27	35.6	29	18	14	3	12	79	71.0	
at Boise St.	02/19/2025	78-86	L	25-52	.481	10-24	.417	26-32	.813	7	23	30	35.4	15	20	13	1	10	86	71.6	
at San Diego St.	02/25/2025	65-73	L	25-52	.481	9-21	.429	14-22	.636	6	29	35	35.4	19	16	15	8	10	73	71.6	
Air Force	03/01/2025	92-71	W	25-56	.446	8-21	.381	13-19	.684	10	24	34	35.3	20	17	20	3	5	71	71.6	
Total		2077		730-1700	.429	225-644	.349	392-596	.658	274	751	1025	35.3	562	435	449	121	210	2077	71.6	
New Mexico		2397		854-1845	.463	211-603	.350	478-689	.694	356	796	1152	39.7	521	446	343	152	263	2397	82.7	

Opponents Averages

Games Played	Points/game	FG Pct	3FG Pct	FT Pct	Rebounds/game	Assists/game	Turnovers/game	Assist/Turnover ratio	Steals/game	Blocks/game
29	71.6	42.9	34.9	65.8	35.3	15.0	15.5	1.0	7.2	4.2



2024-25 New Mexico Men's Basketball
Points-rebounds-assists
All games

Page 1/2
as of Mar 01, 2025

Opponent	Date	Score	0	1	2	3	4	6	7	8	11	22	23
Nicholls	11/04/2024	91-84	10-3-1	3-0-0	15-0-11	12-4-0	3-0-0	0-1-0	DNP	5-7-2	0-0-0	13-13-2	28-16-2
vs UCLA	11/08/2024	72-64	13-1-1	3-1-0	17-1-8	3-5-2	0-1-0	4-1-0	2-1-0	6-2-3	0-0-0	8-4-0	16-12-0
A&M-Corpus Christi	11/12/2024	100-81	5-3-1	3-2-0	25-0-10	15-5-2	18-1-3	9-5-2	3-1-0	0-1-0	0-1-0	12-7-2	10-9-2
at St. John's (NY)	11/17/2024	71-85	15-4-3	0-1-1	12-3-6	9-2-2	0-1-1	1-6-2	2-1-0	0-0-0	DNP	16-4-3	16-4-1
Grambling	11/21/2024	80-58	8-4-3	6-1-0	22-2-8	15-3-0	1-0-4	5-6-1	0-4-0	2-0-1	0-1-1	10-9-2	7-11-3
Texas Southern	11/24/2024	99-68	6-8-1	3-0-2	11-2-5	19-10-3	10-0-2	4-2-1	4-1-0	11-4-2	2-2-0	18-2-1	8-8-1
vs Arizona St.	11/28/2024	82-85	13-4-2	0-1-0	30-1-7	2-5-0	0-0-0	2-5-0	0-1-0	4-1-0	DNP	28-8-0	3-7-1
vs Southern California	11/29/2024	83-73	6-3-0	9-1-0	17-6-11	20-4-4	0-0-0	4-3-0	DNP	0-0-0	0-0-0	10-3-0	15-6-1
San Jose St.	12/04/2024	83-77	DNP	3-2-1	20-3-5	13-5-2	0-0-1	3-1-0	0-0-0	9-7-3	DNP	19-9-3	16-10-2
New Mexico St.	12/07/2024	83-89	7-0-3	14-0-1	15-3-4	8-5-1	6-2-3	DNP	2-1-0	2-5-1	DNP	10-8-2	16-17-2
Western N.M.	12/14/2024	122-70	9-2-3	18-4-1	11-1-8	12-5-5	8-0-6	8-10-1	4-1-0	13-1-1	3-1-1	9-1-1	6-6-0
VCU	12/18/2024	78-71	0-3-1	4-1-0	40-5-4	DNP	2-3-0	0-0-0	DNP	2-9-0	DNP	15-8-0	15-11-1
at Colorado St.	12/28/2024	76-68	11-4-1	3-1-1	14-2-6	2-2-1	6-0-0	2-0-0	DNP	10-4-1	DNP	14-5-1	9-11-1
at Fresno St.	12/31/2024	103-89	23-3-3	3-0-0	18-5-6	14-1-6	5-0-0	0-3-1	2-1-1	3-4-1	DNP	23-5-1	12-12-2
Nevada	01/03/2025	82-81	7-3-2	3-1-2	20-0-6	6-1-0	0-0-0	0-2-0	DNP	9-8-0	DNP	14-5-4	20-10-0
at Wyoming	01/07/2025	61-53	2-1-0	0-0-0	22-3-6	3-3-0	0-1-0	0-0-0	DNP	16-11-0	DNP	0-2-1	12-12-0
San Diego St.	01/11/2025	62-48	2-1-0	0-0-0	16-1-5	13-5-1	3-1-1	3-2-0	0-2-0	9-9-2	0-0-0	10-11-2	6-9-2
at San Jose St.	01/14/2025	70-71	3-5-2	2-0-0	17-2-5	6-3-2	0-0-0	5-4-0	0-0-0	2-7-0	DNP	9-2-1	20-6-0
Boise St.	01/17/2025	84-65	9-1-1	DNP	16-1-7	13-2-5	5-0-1	0-1-0	0-0-0	9-10-5	0-0-0	11-3-2	16-9-1
Fresno St.	01/20/2025	95-67	8-5-3	6-2-2	20-4-9	13-1-2	0-0-1	2-4-0	4-3-0	6-3-1	0-0-0	15-7-3	10-15-1
at UNLV	01/25/2025	75-73	3-4-0	0-0-0	34-1-2	9-4-2	0-0-0	0-0-0	DNP	5-8-3	DNP	2-3-1	22-18-1
at Utah St.	02/01/2025	82-63	11-2-1	0-1-0	14-4-6	13-8-1	2-0-1	2-5-0	DNP	0-4-1	1-1-0	16-3-1	15-13-1
Colorado St.	02/05/2025	87-65	19-2-2	DNP	19-6-4	15-3-1	0-0-0	0-0-0	DNP	4-3-1	DNP	6-7-0	18-11-4
at Air Force	02/08/2025	88-53	8-0-0	5-0-1	25-2-6	16-5-1	6-1-0	0-4-1	0-4-0	10-1-1	1-1-0	DNP	14-21-0
Wyoming	02/12/2025	71-67	12-2-1	0-0-0	20-6-7	15-3-0	0-0-0	0-1-0	DNP	1-7-0	DNP	2-3-0	11-8-2
Utah St.	02/16/2025	82-79	0-0-0	2-1-0	23-3-3	25-5-4	DNP	1-4-0	0-0-0	11-5-2	DNP	DNP	15-5-1
at Boise St.	02/19/2025	78-86	12-3-0	3-0-0	17-3-11	9-4-3	0-1-0	2-0-0	0-1-0	18-4-1	DNP	DNP	17-8-1
at San Diego St.	02/25/2025	65-73	3-5-1	DNP	26-0-7	2-2-1	0-0-0	0-0-0	DNP	9-6-1	DNP	3-3-0	6-16-0
Air Force	03/01/2025	92-71	14-1-1	6-0-0	23-1-6	14-4-3	0-0-0	DNP	0-0-1	4-2-0	0-0-0	15-5-2	14-13-1



2024-25 New Mexico Men's Basketball
Points-rebounds-assists
All games

Opponent	Date	Score	24 MILICEVIC,
Nicholls	11/04/2024	91-84	W 2-1-0
vs UCLA	11/08/2024	72-64	W 0-0-0
A&M-Corpus Christi	11/12/2024	100-81	W 0-0-0
at St. John's (NY)	11/17/2024	71-85	L DNP
Grambling	11/21/2024	80-58	W 4-1-0
Texas Southern	11/24/2024	99-68	W 3-1-1
vs Arizona St.	11/28/2024	82-85	L 0-0-0
vs Southern California	11/29/2024	83-73	W 2-2-1
San Jose St.	12/04/2024	83-77	W 0-0-0
New Mexico St.	12/07/2024	83-89	Lot 3-1-0
Western N.M.	12/14/2024	122-70	W 21-6-4
VCU	12/18/2024	78-71	W 0-1-0
at Colorado St.	12/28/2024	76-68	W 5-0-1
at Fresno St.	12/31/2024	103-89	W 0-1-0
Nevada	01/03/2025	82-81	Wot 3-1-0
at Wyoming	01/07/2025	61-53	W 6-2-1
San Diego St.	01/11/2025	62-48	W 0-2-0
at San Jose St.	01/14/2025	70-71	L 6-4-0
Boise St.	01/17/2025	84-65	W 5-0-0
Fresno St.	01/20/2025	95-67	W 11-4-1
at UNLV	01/25/2025	75-73	W 0-2-1
at Utah St.	02/01/2025	82-63	W 8-3-0
Colorado St.	02/05/2025	87-65	W 6-1-1
at Air Force	02/08/2025	88-53	W 3-7-0
Wyoming	02/12/2025	71-67	W 10-3-0
Utah St.	02/16/2025	82-79	W 5-7-0
at Boise St.	02/19/2025	78-86	L 0-3-2
at San Diego St.	02/25/2025	65-73	L 16-4-0
Air Force	03/01/2025	92-71	W 2-3-2



2024-25 New Mexico Men's Basketball Combined Team Statistics In Conference games

Page 1/1
as of Mar 01, 2025

Game Records

Record	Overall	Home	Away	Neutral
ALL GAMES	15-3	9-0	6-3	0-0
CONFERENCE	15-3	9-0	6-3	0-0
NON-CONFERENCE	0-0	0-0	0-0	0-0

Score by Periods

Team	1st	2nd	OT	TOT
New Mexico	661	763	12	1436
Opponents	585	653	11	1249

Team Box Score

No.	Player				Total		3-Point		F-Throw		Rebounds													
		GP-GS	MIN	AVG	FG-FGA	FG%	3FG-3FGA	3FG%	FT-FTA	FT%	OFF	DEF	TOT	AVG	PF	DQ	A	TO	BLK	STL	PTS	AVG		
2	DENT, Donovan	18-18	642:36	35.7	131-273	.480	12-38	.316	90-109	.826	4	43	47	2.6	26	0	107	54	17	28	364	20.2		
23	JOSEPH, Nelly	18-18	573:15	31.8	95-168	.565	0-2	.000	63-91	.692	55	152	207	11.5	51	0	20	39	25	20	253	14.1		
3	WASHINGTON, Tru	18-18	501:42	27.9	72-164	.439	25-70	.357	32-53	.604	15	46	61	3.4	34	1	35	19	8	37	201	11.2		
22	AMZIL, Mustapha	15-15	396:49	26.5	53-126	.421	17-56	.304	36-52	.692	27	46	73	4.9	32	0	22	23	11	9	159	10.6		
0	NOLAND, CJ	17-0	345:33	20.3	55-123	.447	17-53	.321	20-26	.769	11	31	42	2.5	31	0	18	13	3	9	147	8.6		
8	BOROVICANIN, Filip	18-17	461:48	25.7	47-99	.475	15-45	.333	26-38	.684	20	83	103	5.7	42	2	23	21	4	16	135	7.5		
24	MILICEVIC, Jovan	18-3	279:03	15.5	30-63	.476	20-44	.455	6-11	.545	11	36	47	2.6	25	0	9	11	4	6	86	4.8		
1	APPELHANS, Braden	15-1	148:33	9.9	11-40	.275	10-31	.323	4-4	1.000	3	5	8	0.5	12	0	7	3	3	4	36	2.4		
4	DOTSON, Kayde	17-0	88:04	5.2	9-25	.360	7-16	.438	2-2	1.000	0	4	4	0.2	12	0	5	9	2	6	27	1.6		
6	ALLY ATIKI, Atiki	17-0	121:56	7.2	7-17	.412	0-0	.000	6-11	.545	10	21	31	1.8	30	0	2	8	10	7	20	1.2		
7	SACKO, Ibrahima	10-0	44:06	4.4	3-7	.429	0-1	.000	0-2	.000	3	8	11	1.1	13	0	2	0	1	2	6	0.6		
11	WEBB, Quinton	6-0	21:35	3.6	0-2	.000	0-2	.000	2-6	.333	1	1	2	0.3	2	0	0	1	0	2	2	0.3		
Team											40	32	72					9						
Total		18	3625		513-1107	.463	123-358	.344	287-405	.709	200	508	708	39.3	310	3	250	210	88	146	1436	79.8		
Opponents		18	3625		435-1041	.418	133-395	.337	246-363	.678	156	456	612	34.0	335	6	262	252	82	130	1249	69.4		

Team Statistics

	UNM	OPP
Scoring	1436	1249
Points per game	79.8	69.4
Scoring margin	+10.4	-
Field goals-att	513-1107	435-1041
Field goal pct	.463	.418
3 point fg-att	123-358	133-395
3-point FG pct	.344	.337
3-pt FG made per game	6.8	7.4
Free throws-att	287-405	246-363
Free throw pct	.709	.678
F-Throws made per game	15.9	13.7
Rebounds	708	612
Rebounds per game	39.3	34.0
Rebounding margin	+5.3	-
Assists	250	262
Assists per game	13.9	14.6
Turnovers	210	252
Turnovers per game	11.7	14.0
Turnover margin	+2.3	-
Assist/turnover ratio	1.2	1.0
Steals	146	130
Steals per game	8.1	7.2
Blocks	88	82
Blocks per game	4.9	4.6
Winning streak	1	-
Home win streak	9	-
Attendance	124091	57717
Home games-Avg/Game	9-13788	9-6413
Neutral site-Avg/Game	-	0-0

Team Results

Date	Opponent		Score	Att.
12/04/2024	San Jose St.	W	83-77	10658
12/28/2024	at Colorado St.	W	76-68	4772
12/31/2024	at Fresno St.	W	103-89	5583
01/03/2025	Nevada	Wot	82-81	14622
01/07/2025	at Wyoming	W	61-53	2938
01/11/2025	San Diego St.	W	62-48	15428
01/14/2025	at San Jose St.	L	70-71	1853
01/17/2025	Boise St.	W	84-65	14519
01/20/2025	Fresno St.	W	95-67	13111
01/25/2025	at UNLV	W	75-73	6158
02/01/2025	at Utah St.	W	82-63	10270
02/05/2025	Colorado St.	W	87-65	13436
02/08/2025	at Air Force	W	88-53	2619
02/12/2025	Wyoming	W	71-67	11852
02/16/2025	Utah St.	W	82-79	15411
02/19/2025	at Boise St.	L	78-86	11110
02/25/2025	at San Diego St.	L	65-73	12414
03/01/2025	Air Force	W	92-71	15054



2024-25 New Mexico Men's Basketball Combined Team Statistics All games

Page 1/1
as of Mar 01, 2025

Game Records

Record	Overall	Home	Away	Neutral
ALL GAMES	23-6	15-1	6-4	2-1
CONFERENCE	15-3	9-0	6-3	0-0
NON-CONFERENCE	8-3	6-1	0-1	2-1

Score by Periods

Team	1st	2nd	OT	TOT
New Mexico	1107	1268	22	2397
Opponents	967	1083	27	2077

Team Box Score

No.	Player				Total		3-Point		F-Throw		Rebounds											
		GP-GS	MIN	AVG	FG-FGA	FG%	3FG-3FGA	3FG%	FT-FTA	FT%	OFF	DEF	TOT	AVG	PF	DQ	A	TO	BLK	STL	PTS	AVG
2	DENT, Donovan	29-29	1005:59	34.7	206-420	.490	20-55	.364	147-186	.790	9	62	71	2.4	41	0	189	82	26	44	579	20.0
23	JOSEPH, Nelly	29-29	878:41	30.3	147-264	.557	0-5	.000	99-150	.660	95	219	314	10.8	77	0	34	69	44	38	393	13.6
22	AMZIL, Mustapha	26-26	733:06	28.2	99-250	.396	35-118	.297	75-102	.735	46	94	140	5.4	55	0	35	37	20	19	308	11.8
3	WASHINGTON, Tru	28-27	764:24	27.3	115-267	.431	39-104	.375	47-76	.618	34	75	109	3.9	58	2	54	35	9	61	316	11.3
0	NOLAND, CJ	28-7	592:45	21.2	85-209	.407	29-100	.290	40-55	.727	21	56	77	2.8	65	3	37	24	7	33	239	8.5
8	BOROVICANIN, Filip	29-23	634:02	21.9	66-144	.458	20-62	.323	28-42	.667	31	102	133	4.6	62	2	33	30	5	19	180	6.2
24	MILICEVIC, Jovan	28-3	348:51	12.5	43-85	.506	24-52	.462	11-19	.579	15	45	60	2.1	36	0	15	12	4	11	121	4.3
1	APPELHANS, Braden	26-1	284:25	10.9	31-77	.403	27-62	.435	10-13	.769	5	15	20	0.8	24	1	12	5	5	8	99	3.8
4	DOTSON, Kayde	28-0	207:48	7.4	25-60	.417	15-36	.417	10-16	.625	1	11	12	0.4	25	0	24	15	2	12	75	2.7
6	ALLY ATIKI, Atiki	27-0	238:45	8.8	24-43	.558	0-0	.000	9-20	.450	26	44	70	2.6	45	0	9	12	25	10	57	2.1
7	SACKO, Ibrahima	18-0	108:53	6.0	11-19	.579	1-4	.250	0-3	.000	4	18	22	1.2	27	0	2	6	5	5	23	1.3
11	WEBB, Quinton	13-0	52:22	4.0	2-7	.286	1-5	.200	2-7	.286	3	4	7	0.5	6	0	2	3	0	3	7	0.5
Team											66	51	117				13					
Total		29	5850		854-1845	.463	211-603	.350	478-689	.694	356	796	1152	39.7	521	8	446	343	152	263	2397	82.7
Opponents		29	5850		730-1700	.429	225-644	.349	392-596	.658	274	751	1025	35.3	562	11	435	449	121	210	2077	71.6

Team Statistics

	UNM	OPP
Scoring	2397	2077
Points per game	82.7	71.6
Scoring margin	+11.0	-
Field goals-att	854-1845	730-1700
Field goal pct	.463	.429
3 point fg-att	211-603	225-644
3-point FG pct	.350	.349
3-pt FG made per game	7.3	7.8
Free throws-att	478-689	392-596
Free throw pct	.694	.658
F-Throws made per game	16.5	13.5
Rebounds	1152	1025
Rebounds per game	39.7	35.3
Rebounding margin	+4.4	-
Assists	446	435
Assists per game	15.4	15.0
Turnovers	343	449
Turnovers per game	11.8	15.5
Turnover margin	+3.7	-
Assist/turnover ratio	1.3	1.0
Steals	263	210
Steals per game	9.1	7.2
Blocks	152	121
Blocks per game	5.2	4.2
Winning streak	1	-
Home win streak	10	-
Attendance	206455	70027
Home games-Avg/Game	16-12903	10-7003
Neutral site-Avg/Game	-	3-846

Team Results

Date	Opponent		Score	Att.
11/04/2024	Nicholls	W	91-84	10609
11/08/2024	vs UCLA	W	72-64	1497
11/12/2024	A&M-Corpus Christi	W	100-81	11160
11/17/2024	at St. John's (NY)	L	71-85	12310
11/21/2024	Grambling	W	80-58	10996
11/24/2024	Texas Southern	W	99-68	11286
11/28/2024	vs Arizona St.	L	82-85	732
11/29/2024	vs Southern California	W	83-73	310
12/04/2024	San Jose St.	W	83-77	10658
12/07/2024	New Mexico St.	Lot	83-89	15411
12/14/2024	Western N.M.	W	122-70	11419
12/18/2024	VCU	W	78-71	11483
12/28/2024	at Colorado St.	W	76-68	4772
12/31/2024	at Fresno St.	W	103-89	5583
01/03/2025	Nevada	Wot	82-81	14622
01/07/2025	at Wyoming	W	61-53	2938
01/11/2025	San Diego St.	W	62-48	15428
01/14/2025	at San Jose St.	L	70-71	1853
01/17/2025	Boise St.	W	84-65	14519
01/20/2025	Fresno St.	W	95-67	13111
01/25/2025	at UNLV	W	75-73	6158
02/01/2025	at Utah St.	W	82-63	10270
02/05/2025	Colorado St.	W	87-65	13436
02/08/2025	at Air Force	W	88-53	2619
02/12/2025	Wyoming	W	71-67	11852
02/16/2025	Utah St.	W	82-79	15411
02/19/2025	at Boise St.	L	78-86	11110
02/25/2025	at San Diego St.	L	65-73	12414
03/01/2025	Air Force	W	92-71	15054