



6-TIME NCAA REGIONAL QUALIFIER - 95 MLB DRAFT PICKS - 28 ALL-AMERICANS

NEW MEXICO BASEBALL

2025 GAME NOTES

@UNMLOBOBASEBALL

GAMES 18-20



NEW MEXICO LOBOS (8-9)

Head Coach: Tod Brown, 4th season (83-93 UNM) [424-443 overall]
2024 Home: 18-10 | Away: 7-10 | Neutral: 2-4 | 2024 Final RPI: #202
UNM All-Time Series vs. UNLV: 91-103 | H: 45-29 | A: 44-74 | N: 2-1



VS UNLV (11-5)

MAR. 14-16 | SANTA ANA STAR FIELD | ALBUQUERQUE, N.M.
Head Coach: Stan Stolte, 10th season (228-228, .500)
2024 Record: 26-26 | 2024 Final RPI: #231

LEADING OFF...

New Mexico Baseball looks to open up Mountain West play with some momentum this weekend when the Lobos (8-9) host UNLV (11-5) at Santa Ana Star Field for both teams' first Mountain West weekend series of the season March 14-16. Winners of six of their last seven before coming up emptyhanded with four losses to Tarleton on the road last weekend in Stephenville, the Lobos still rank among the nation's most productive offenses. They rank No. 28 in the nation in team Batting Average (0.322), No. 21 in slugging (.542), No. 11 in doubles per game (2.65) and T-No. 14 in triples per game (0.47) while cracking the Top 75 in the nation in on-base percentage (66th, .415), scoring per nine innings (71st, 7.9) and homers per game (58th, 2.65). They'll be looking for a return to the win column upon heading back to the Land of Enchantment — the Lobos are 6-3 at Santa Ana Star Field this season and have yet to drop a weekend series at home.

All of this weekend's series will be broadcast free via the MW Network at GoLobos.com/Watch, with live stats, streaming options and more available via GoLobos.com/BSBGameDay. Follow @UNMLoboBaseball on IG, X and Facebook for comprehensive coverage, promotional updates, behind-the-scenes content and more.

ALL-TIME SERIES

UNM trails the all-time series 91-103, holding a 45-29 advantage over the Rebels at home with a 44-74 record against them in Vegas. The Lobos went 5-1 against the Hustlin' Rebels last season, with UNM's sweep in March marking the first series win over the Rebels since 2019. Head Coach Tod Brown is 7-8 against UNLV in his tenure at UNM.

UNM NCAA D-I STATISTICAL RANKINGS

Stat	Rank	Value
Batting Average	28	.322
HR Per Game	58	1.29
2B Per Game	11	2.65
Triples Per Game	T-14	0.47
Slugging %	21	0.542
On Base %	66	0.415
Scoring	71	7.9
DP Per Game	T-70	0.82
Fielding %	93	0.973

LAST TIME OUT (vs. Rhode Island, 2/8-3/2)

New Mexico dropped all four games in its weekend series at Tarleton State, struggling to generate consistent offense while allowing 27 runs over 30.1 innings. The Lobos hit .254 as a team with 33 hits and 11 walks in total — including nine doubles and three home runs — but only plated 13 runs in that span.

- Will Asby led the Lobos in hitting, batting .438 (7-for-16) with three doubles and a .625 slugging percentage. Jordy Oriach (.417, 5-for-12) was the team's biggest run producer, launching two home runs and driving in five while reaching base at a .563 clip. Both Asby and Oriach are currently riding team-best 13-game on-base streaks.
- Gene Trujillo (.429, 3-for-7) got going after a cold start to the year with limited at-bats, hitting his first homer of the year and driving in two runs.
- Khalil Walker (.214, 3-for-14) and Ethan Ott (.200, 2-for-10) each contributed extra-base

CONTINUED ON PAGE 2

2025 SCHEDULE

OVERALL: 8-9 | MW: 0-0
H: 6-3 | A: 0-5 | N: 2-1

DATE	OPPONENT	TIME(MT)
2/14	Vs. Austin Peay [^]	W, 9-6
2/15	Vs. Uc Irvine [^]	L, 4-18
2/16	Vs. Seton Hall [^]	W, 5-3
2/18	Arizona	I, 0-10 (7)
2/21	N. Colorado	L, 15-16
2/22	N. Colorado ^{DH}	L, 11-15
2/22	N. Colorado ^{DH}	w, 13-4
2/23	N. Colorado	W, 12-7
2/25	New Mexico St.	W, 7-0
2/28	Rhode Island	L, 13-14
3/1	Rhode Island	W, 15-14
3/2	Rhode Island ^{DH}	W, 8-4 (7)
3/2	Rhode Island ^{DH}	W, 10-9
3/7	Tarleton	L, 4-10
3/8	Tarleton ^{DH}	L, 0-4 (7)
3/8	Tarleton ^{DH}	L, 6-9
3/9	Tarleton	L, 3-4
3/14	UNLV*	6 PM
3/15	UNLV*	2 PM
3/16	UNLV*	12 PM
3/18	Texas Tech	2 PM
3/21	Nevada*	TBA
3/22	Nevada*	TBA
3/23	Nevada*	TBA
3/25	Grand Canyon	6 PM
3/28	Air Force*	6 PM
3/29	Air Force*	2 PM
3/30	Air Force*	12 PM
4/1	New Mexico St.	6 PM
4/4	Fresno St.*	7 PM
4/5	Fresno St.*	4 PM
4/6	Fresno St.*	2 PM
4/8	Texas Tech	2 PM
4/11	Washington St.*	6 PM
4/12	Washington St.*	2 PM
4/13	Washington St.*	12 PM
4/15	New Mexico St.	6 PM
4/17	UNLV*	TBA
4/18	UNLV*	TBA
4/19	UNLV*	TBA
4/22	New Mexico St.	6 PM
4/25	San Jose St.*	6 PM
4/26	San Jose St.*	2 PM
4/27	San Jose St.*	12 PM
5/2	San Diego St.*	7 PM
5/3	San Diego St.*	5 PM
5/4	San Diego St.*	1 PM
5/9	Air Force*	1 PM
5/10	Air Force*	1 PM
5/11	Air Force*	12 PM
5/15	Fresno St.*	6 PM
5/16	Fresno St.*	2 PM
5/17	Fresno St.*	12 PM
5/21-25	MW Tournament	—

[^] - MLB DESERT INVITATIONAL - FIRST TWO GAMES HOSTED AT SLOAN PARK (MESA, AZ), WITH THE THIRD AT SALT RIVER FIELDS (SCOTTSDALE, AZ).
^{*} - MOUNTAIN WEST CONFERENCE GAME
HOME GAMES IN BOLD



1962	2010	2011
2012	2013	2016

REGIONAL APPEARANCES



1962	2000	2011
2011	2012	2013
2014	2016	2017

REGULAR SEASON CHAMPIONS
TOURNAMENT CHAMPIONS

UNIVERSITY OF NEW MEXICO

Location	Albuquerque, N.M.
Founded	1889
Enrollment	8,800
Nickname	Lobos
Colors	Cherry and Silver
Affiliation	NCAA Division I
Conference	Mountain West
President	Garnett Stokes
Dir. of Athletics	Fernando Lovo
Faculty Rep.	Karen Gaudreault
Athletics Phone	(505) 925-5521
Ticket Ops.	(505) 925-5627

BASEBALL STADIUM

Home Field	Santa Ana Star Field
Capacity	1,000
Dimensions	338 (LF); 408 (LC); 420 (CF); 408 (RC) 338 (RF)

LOBO BASEBALL HISTORY

First Season	1899
Overall Record	1969-1824-18 (.520)
Overall MW Record	354-273-1 (.564)
Years in NCAA Postseason	6 (1962, 2010, '11, '12, '13, '16)
Conference Titles	7 (1962, 2000, '11, '12, '13, '14, '17)
Conference Tournament Titles	3 (2011, '12, '16)

COACHING STAFF

Head Coach	Tod Brown
Years at UNM	3rd season
Record at UNM	83-93 (4 yr.)
Overall Record	424-443 (18 yrs.)
Asst. Coach / Pitching	Michael Lopez
Years at UNM	3rd season
Asst. Coach / Recruiting	Matt Risdon
Years at UNM	2nd season
Asst. Coach (Hitting)	Justin Mitchell
Years at UNM	1st season
Dir. of Ops / Player Development	Tyler McPeak
Years at UNM	1st season
Athletic Trainer	Robert Rimorin

2024 REVIEW

Overall Record	28-26
MWC Record (Finish)	17-13 (2nd)
Home Record	18-10
Away Record	8-12
Neutral Record	2-4
Starters Returning/Lost	7/7
Pitchers Returning/Lost	10/8
Letterwinners Returning/Lost	23/15
Newcomers	17

THROUGH THE ORDER (PROJECTED LINEUP)

NO.	PLAYER	YR/POS	BA	SLG	OBP	G/AB	R	H	2B	3B	HR	RBI	BB	SO
2	Cooper Brass	R-FR/INF	.333	.378	.411	13/45	12	15	2	0	0	8	8	5
12	Will Asby	SR/OF	.290	.507	.359	17/69	18	20	9	0	2	7	7	9
10	Jordy Oriach	JR/OF	.433	.866	.513	17/67	21	29	9	1	6	22	9	8
47	Ethan Ott	SR/DH	.327	.577	.397	13/52	13	17	5	1	2	17	5	15
24	Brodey Williams	JR/C	.310	.379	.459	8/29	6	9	2	0	0	2	7	8
14	Akili Carris	JR/INF	.362	.414	.393	14/58	7	21	3	0	0	18	3	13
9	Josh McAlister	SR/INF	.313	.646	.476	16/48	13	15	1	0	5	12	11	18
3	Karsen Waslesfsky	JR/INF	.250	.409	.313	12/44	8	11	2	1	1	8	3	7
15	Khalil Walker	SR/OF	.369	.692	.397	17/65	14	24	7	4	2	9	2	4

OTHER KEY HITTERS

4	Tye Wood	SR/OF	.269	.577	.500	12/26	10	7	3	1	1	5	9	6
26	Luke Mansy	SR/INF	.333	.444	.600	7/9	2	3	1	0	0	0	4	1
29	Caleb Herd	JR/C	.250	.438	.294	5/16	2	4	0	0	1	2	1	7
43	Gene Trujillo	FR/1B	.190	.333	.393	8/21	5	4	0	0	1	2	4	9
48	Andrew Neil	SR/UTL	.400	.400	.571	6/5	0	2	0	0	0	0	0	2

Stats are for 2025 season

hits but struggled to drive in runs.

- The Lobos drew 11 walks and were hit by three pitches, posting a .324 team on-base percentage.

New Mexico's pitching staff posted a 6.82 ERA, allowing 27 runs (23 earned) on 33 hits over four games.

- LHP Daxton Purser (2.2 IP, 0 H, 0 ER, 0 BB, 7 K) was dominant in two relief outings, striking out seven batters without allowing a baserunner.
- RHP Josh Barnhouse (3.0 IP, 2 H, 1 ER, 0 BB, 2 K) was solid across two appearances, limiting damage out of the bullpen. He's only allowed six earned runs across 17 frames of relief so far this season, lowering his season ERA to 3.18.
- RHP David Lopez (5.0 IP, 6 H, 4 ER, 1 BB, 3 K) and RHP Diego Alvarez (5.1 IP, 7 H, 5 ER, 0 BB, 5 K) both gave the Lobos a chance with solid starts, but struggled to work around extra-base hits from a speedy Texans lineup.
- RHP Luke Wiseman (1.2 IP, 0 H, 0 ER, 2 BB, 2 K) and RHP Blake Bell (0.2 IP, 0 H, 0 ER, 2 BB) also contributed scoreless outings.

2024 REVIEW / 2025 PREVIEW

The Lobos improved their overall record for the second year in a row in 2024 en route to their first Mountain West Tournament berth since 2017, going 28-26 and 17-13 in Mountain West play. UNM wrapped up the season ranked among the

nation's most productive offensive teams, posting the seventh-highest team batting average (.319) in the nation while ranking among the Top 50 in team slugging (No. 31, .515), on-base percentage (No. 13, .421), doubles per game (No. 17, 2.24), triples per game (T-No.40, 0.30) and runs per game (No. 25, 8.4).

Heading into Head Coach Tod Brown's fourth year at the helm, the Lobos return four of their top six batters by average – including 2024 MW batting and on-base leader Khalil Walker and fellow All-MW outfielder Will Asby - as well as three starting pitchers that saw significant weekend action last season in Dayne Pengelly (11 GS, 50 IP), David Lopez (11 GS, 65.1 IP) and Daxton Purser (7 GS, 35 IP).

This season, with Washington State joining as an affiliate member for baseball, the Mountain West is an eight-team league for the first time since in conference's history. With the addition of the Cougars, the conference tournament will expand to six teams for the first time since 2016, when UNM last won the tournament to secure an automatic bid to the NCAA Tournament. This year's MW Baseball Championship will also be the first hosted at a neutral-site, set for May 21-25 in Mesa, Ariz.

EARLY RETURNS

Walker & Asby Named Preseason All-MW; Lobo Baseball Tabbed Fourth in Coaches' Poll:

- Outfielders Khalil Walker and Will Asby were named to the All-Conference Preseason Team and New Mexico was one of three teams tied for fourth in the Mountain West Preseason Coaches' Poll released Monday ahead of the 2025 baseball

CONTINUED ON PAGE 3

PRESEASON MWC COACHES' POLL

2025 PREDICTED ORDER OF FINISH

RANK	SCHOOL (1st Place Votes)	PTS
1.	Fresno State (6)	43
2.	Nevada	35
3.	Washington State (1)	30
4.	UNLV (1)	27
4.	New Mexico	27
4.	San Diego State	27
7.	Air Force	19
8.	San José State	16

PRESEASON ALL-MWC

NAME	YR.	POS.	INSTITUTION
Chase Spencer	Sr.	OF/P	Air Force
Jack Anker	Jr.	P	Fresno State
Victor Arreola	Jr.	P	Fresno State
Murf Gray	Jr.	INF	Fresno State
Eddie Saldivar	Sr.	INF	Fresno State
Michael Ball	Sr.	INF	Nevada
Taylor Holder	Sr.	OF	Nevada
Ethan O'Neal	Sr.	P	Nevada
Will Asby	Gr.	OF	New Mexico
Khalil Walker	Jr.	OF	New Mexico
Finley Bates	So.	INF	San Diego State
Omar Serrano	Sr.	P	San Diego State
Paul Myro IV	Jr.	INF	UNLV
Max Hartman	Jr.	OF	Washington State

2025 NUMERICAL ROSTER

NO.	NAME	POS.	HT.	WT.	B/T	YR.	HOMETOWN (PREV. SCHOOL)
2	Cooper Brass	INF	5-10	170	R/R	R-FR	Chandler, AZ (Hamilton HS)
3	Karsen Waslefsky	INF	6-0	190	R/R	JR	Gilbert, AZ (Casteel HS/South Mountain CC)
4	Tye Wood	OF	5-11	185	S/L	SR	Gardner, KS (Gardner Edgerton HS/Iowa Western)
5	Shane Miller	INF	6-1	190	L/R	FR	Gilbert, AZ (Higley HS)
6	Brian McBroom	RHP	6-0	180	R/R	SR	Oakley, CA (Freedom HS/Howard College)
7	Tommy White	RHP	6-4	210	R/R	JR	Albuquerque, NM (Cibola HS/Illinois/Pima CC)
8	Diego Alvarez	RHP	5-10	185	R/R	JR	Sahuarita, AZ (Sahuarita HS/Pima CC)
9	Josh McAlister	INF	6-2	195	R/R	SR	Homewood, IL (Flossmoor HS/Ohio St.)
10	Jordy Oriach	OF	6-5	225	L/L	JR	Haverhill, MA (Haverhill HS/Frank Phillips College)
11	Matt Cornelius	LHP	6-0	185	L/L	SR	Zuni, NM (St. Pius X/Pima CC/Arizona State)
12	Will Asby	OF	5-11	200	L/R	SR	Sacramento, CA (Jesuit HS/Sac. City Coll./San Francisco)
13	Matt Romero	LHP	6-0	195	L/L	SR	Albuquerque, NM (Sandia HS/New Mexico St.)
14	Akili Carris	INF	6-2	185	R/R	JR	Albuquerque, NM (La Cueva HS)
15	Khalil Walker	OF	5-10	170	L/L	SR	Mansfield, TX (Timberview HS/E. Arizona)
16	Grant Origer	RHP	6-3	225	R/R	FR	Parker, TX (Plano East HS)
17	Cristian Mogen	RHP	6-0	200	R/R	R-FR	Peoria, AZ (Centennial HS)
18	Beck Sullivan	RHP	5-11	180	R/R	FR	Waxahachie, TX (Waxahachie HS)
19	Justin Still	LHP	6-3	215	L/L	SR	Chandler, AZ (Perry HS)
20	Luke Banister	C	5-10	200	R/R	SR	Round Rock, TX (Hutto HS/Temple Coll./Cleveland Coll.)
22	Ben Baker-Livingston	RHP	6-2	185	R/R	R-JR	Richardson, TX (Plano East HS)
23	Ty Cunningham	RHP	6-3	215	R/R	JR	Iowa Park, TX (Iowa Park HS/Vernon College)
24	Brodey Williams	C	6-0	210	L/R	JR	Houston, TX (Barbers Hill HS/McLennan CC)
25	Luke Wiseman	RHP	6-0	215	R/R	R-JR	Wylie, TX (Wylie HS/Odessa College)
26	Luke Mansy	INF/OF	5-10	180	L/R	R-JR	San Diego, CA (St. Augustine HS/Santa Clara/Grossmont)
27	David Lopez	RHP	6-2	220	R/R	SR	Mission, TX (Sharyland Pioneer HS/Wharton County JC)
28	Charles Lavigne	RHP	6-5	210	L/R	FR	Blainville, Quebec (Ecole Saint-Gabriel HS)
29	Caleb Herd	C	5-9	185	R/R	JR	Vail, AZ (Cienega HS/Pima CC)
31	Dayne Pengelly	RHP	6-3	215	L/R	SR	Rio Rancho, NM (Cleveland HS/Embry-Riddle/Pima CC)
32	Sydney Ward	OF	6-0	240	R/R	JR	Albuquerque, NM (McKinney HS/Amarillo College)
33	Daxton Purser	LHP	6-1	225	L/L	SR	Providence, UT (Ridgeline HS/Salt Lake CC)
34	Josh Barnhouse	RHP	6-6	240	R/R	SR	Prosper, TX (Prosper HS/Crowder College)
35	Presley Monteforte	LHP	6-0	190	R/L	JR	Centennial, CO (Arapahoe HS/Phoenix College)
36	Elias Fiddler	UTL	6-0	200	R/R	JR	Durango, CO (Durango HS/Utah)
38	Blake Lehmbeck	RHP	6-1	225	R/R	SO	Tucson, AZ (Canyon Del Oro HS)
39	Ryan Castillo	RHP	6-2	195	R/R	SO	Los Lunas, NM (Los Lunas HS)
42	Blake Bell	RHP	6-4	215	R/R	FR	Phoenix, AZ (Mountain Pointe HS)
43	Gene Trujillo	1B	6-6	245	L/R	SO	Albuquerque, NM (St. Pius X)
47	Ethan Ott	1B/OF	6-2	215	R/R	SR	Chesapeake, VA (Greenbriar Christian/UNC Pembroke)
48	Andrew Neil	RHP/IF	5-11	185	L/R	SR	Oakley, CA (Freedom HS/Folsom Lake CC)
49	Jack Messmore	RHP	6-1	215	L/R	JR	Niceville, FL (Niceville HS/Delaware State)

COACHING STAFF

- 21 Tod Brown ¹ - Head Coach, 4th season
- 45 Michael Lopez ² - Assistant Coach, 4th season
- 37 Matt Risdon ³ - Assistant Coach, 3rd season
- 46 Justin Mitchell ⁴ - Assistant Coach, 2nd season
- Tyler McPeak - Dir. of Ops & Player Development, 1st season

¹ Coaches Third Base

² Pitching Coach

³ Coaches First Base

⁴ Hitting Coach

PRONUNCIATIONS

- #3 Karsen **Waslefsky** - Wah-sleff-skee
- #10 Jordy **Oriach** - Or-ee-otch
- #12 Will **Asby** - Az-bee
- #14 **Akili Carris** - Achille care-iss
- #15 **Khalil Walker** - Kuh-lil, not leel
- #27 **David Lopez** - Dahveed
- #31 Dayne **Pengelly** - Pen-ghell-ee (hard g)
- #38 Blake **Lehmbeck** - Lem-beck
- #43 Gene **Trujillo** - True-hee-yo

2025 ALPHABETICAL ROSTER

NO.	NAME	POS.	HT.	WT.	B/T	YR.	DOB	HOMETOWN (HIGH SCHOOL)
8	Diego Alvarez	RHP	5-10	185	R/R	JR	6/5/04	Sahuarita, AZ (Sahuarita HS)
12	Will Asby	OF	5-11	200	L/R	SR	1/15/01	Sacramento, CA (Jesuit HS)
22	Ben Baker-Livingston	RHP	6-2	185	R/R	R-JR	1/8/03	Richardson, TX (Plano East HS)
20	Luke Banister	C	5-10	200	R/R	SR	6/21/01	Round Rock, TX (Hutto HS)
34	Josh Barnhouse	RHP	6-6	240	R/R	SR	5/30/03	Prosper, TX (Prosper HS)
42	Blake Bell	RHP	6-4	215	R/R	FR	4/1/05	Phoenix, AZ (Mountain Pointe HS)
2	Cooper Brass	INF	5-10	170	R/R	R-FR	2/14/05	Chandler, AZ (Hamilton HS)
39	Ryan Castillo	RHP	6-2	180	R/R	SO	9/25/04	Los Lunas, NM (Los Lunas HS)
14	Akili Carris	INF	6-2	185	R/R	JR	6/24/04	Albuquerque, NM (La Cueva HS)
11	Matt Cornelius	LHP	6-0	185	L/L	SR	8/21/02	Zuni, NM (St. Pius X HS)
23	Ty Cunningham	RHP	6-3	215	R/R	JR	8/15/03	Iowa Park, TX (Iowa Park HS)
36	Elias Fiddler	UTL	6-0	175	R/R	JR	9/26/02	Durango, CO (Durango HS)
29	Caleb Herd	C	5-9	185	R/R	JR	10/10/03	Vail, AZ (Cienega HS)
28	Charles Lavigne	RHP	6-5	200	L/R	FR	5/19/05	Blainville, Quebec (Ecole St.-Gabriel HS)
38	Blake Lehmbeck	RHP	6-1	195	R/R	SO	3/13/04	Tucson, AZ (Canyon Del Oro HS)
27	David Lopez	RHP	6-1	220	R/R	SR	7/7/03	Mission, TX (Sharyland Pioneer HS)
26	Luke Mansy	INF/OF	5-10	180	L/R	R-JR	9/14/02	San Diego, CA (St. Augustine HS)
9	Josh McAlister	INF	6-2	185	R/R	SR	1/10/03	Homewood, IL (Flossmoor HS)
6	Brian McBroom	RHP	6-0	180	R/R	SR	11/1/02	Oakley, CA (Freedom HS)
49	Jack Messmore	RHP	6-1	215	L/R	JR	1/5/04	Niceville, FL (Niceville HS)
5	Shane Miller	INF	6-1	190	L/R	FR	10/16/05	Gilbert, AZ (Higley HS)
17	Cristian Mogen	RHP	6-0	180	R/R	R-FR	7/6/05	Peoria, AZ (Centennial HS)
35	Presley Monteforte	LHP	6-0	190	R/L	JR	8/2/04	Centennial, CO (Arapahoe HS)
48	Andrew Neil	P/INF	5-11	185	L/R	SR	10/27/01	Oakley, CA (Freedom HS)
47	Ethan Ott	1B/OF	6-2	215	R/R	SR	6/27/03	Chesapeake, VA (Greenbriar Christian)
16	Grant Origer	RHP	6-3	225	R/R	FR	11/11/05	Parker, TX (Plano East HS)
10	Jordy Oriach	OF	6-5	225	L/L	JR	3/5/03	Haverhill, MA (Haverhill HS)
31	Dayne Pengelly	RHP	6-2	195	L/R	SR	2/18/03	Rio Rancho, NM (Cleveland HS)
33	Daxton Purser	LHP	6-1	225	L/L	SR	3/16/02	Providence, UT (Ridgeline HS)
13	Matt Romero	LHP	6-0	195	L/L	SR	5/17/03	Albuquerque, NM (Sandia HS)
19	Justin Still	LHP	6-3	215	L/L	SR	8/24/02	Chandler, AZ (Perry HS)
18	Beck Sullivan	RHP	5-11	180	R/R	FR	3/31/05	Waxahachie, TX (Waxahachie HS)
43	Gene Trujillo	1B	6-5	230	L/R	SO	5/27/05	Albuquerque, NM (St. Pius X HS)
15	Khalil Walker	OF	5-10	170	L/L	SR	12/28/02	Mansfield, TX (Timberview HS)
32	Sydney Ward	OF	6-0	240	R/R	JR	11/21/03	Albuquerque, NM (McKinney HS)
3	Karsen Waslefsky	INF	6-0	175	R/R	JR	7/20/04	Gilbert, AZ (Casteel HS)
25	Luke Wiseman	RHP	6-0	215	R/R	R-JR	12/16/02	Wylie, TX (Wylie HS)
24	Brodey Williams	C	6-0	210	L/R	JR	9/12/04	Houston, TX (Barbers Hill HS)
7	Tommy White	RHP	6-4	210	R/R	JR	4/20/04	Albuquerque, NM (Cibola HS)
4	Tye Wood	OF	5-11	185	S/L	SR	6/19/03	Gardner, KS (Gardner Edgerton HS)

BY POSITION

FIRST BASE (2): Ott, Trujillo
INFIELD (5): Brass, Carris, Mansy, McAlister, Miller, Neil
OUTFIELD (5): Asby, Walker, Ward, Oriach, Wood
CATCHER (3): Banister, Herd, Williams
RHP (18): Alvarez, Baker-Livingston, Barnhouse, Bell, Castillo, Mogen, Lopez, Lehmbeck, Origer, Pengelly, Cunningham, Wiseman, White, Sullivan, Messmore, Lavigne, McBroom
LHP (7): Cornelius, Romero, Still, Monteforte, Purser, Barnhouse
UTL (1): Fiddler

BY CLASS

TRUE FRESHMEN (5): Miller, Origer, Sullivan, Lavigne, Bell
REDSHIRT FRESHMEN (5): Brass, Mogen
SOPHOMORES (3): Castillo, Trujillo, Lehmbeck
JUNIORS (15): Waslefsky, White, Alvarez, Oriach, Carris, Baker-Livingston, Cunningham, Williams, Wiseman, Mansy, Pengelly, Ward, Monteforte, Fiddler, Messmore
SENIORS (15): Wood, McBroom, McAlister, Cornelius, Asby, Romero, Walker, Banister, Lopez, Pengelly, Barnhouse, Ott, Neil

BREAKDOWN

POSITION PLAYERS
 Returners.....23
 Newcomers17
 Starters Returning5
 Starters Lost4
 Lettermen Returning8
 Lettermen Lost8

PITCHERS
 Pitchers Returning.....11
 Pitchers Lost5
 Weekend Starters Returning.....2/3
 Returners w/ 1+ GS in '247
 Returners w/5+ App. in '24.....7
 Returners w/1+ App. in '24.....10

2025 NEW MEXICO OVERALL STATS

Record: 8-9 Home: 6-3 Away: 0-5 Neutral: 2-1 MW: 0-0

Player	avg	gp-gs	ab	r	h	2b	3b	hr	rbi	tb	slg%	bb	hp	so	gdp	ob%	sf	sh	sb-att	po	a	e	fld%
10 ORIACH, Jordy	.433	17-17	67	21	29	9	1	6	22	58	.866	9	3	8	0	.513	1	0	1-2	17	0	0	1.000
15 WALKER, Khalil	.369	17-17	65	14	24	7	4	2	9	45	.692	2	1	4	0	.397	0	2	2-3	29	0	1	.967
14 CARRIS, Akili	.362	14-14	58	7	21	3	0	0	18	24	.414	3	0	13	1	.393	0	0	1-3	10	12	2	.917
2 BRASS, Cooper	.333	13-12	45	12	15	2	0	0	8	17	.378	8	0	5	2	.411	3	2	3-4	16	27	0	1.000
47 OTT, Ethan	.327	13-13	52	13	17	5	1	2	17	30	.577	5	3	15	2	.397	3	0	0-0	113	7	0	1.000
9 MCALISTER, Josh	.313	16-15	48	13	15	1	0	5	12	31	.646	11	4	18	0	.476	0	1	6-6	20	50	7	.909
12 ASBY, Will	.290	17-17	69	18	20	9	0	2	7	35	.507	7	1	9	2	.359	1	2	1-1	25	0	0	1.000
3 WASLEFSKY, Karsen	.250	12-12	44	8	11	2	1	1	8	18	.409	3	1	7	0	.313	0	0	2-3	17	35	2	.963

48 NEIL, Andrew	.400	6-1	5	0	2	0	0	0	0	2	.400	0	2	2	0	.571	0	0	0-0	0	0	0	.000
26 MANSY, Luke	.333	7-2	9	2	3	1	0	0	0	4	.444	4	2	1	0	.600	0	0	0-0	0	4	0	1.000
24 WILLIAMS, Brodey	.310	8-8	29	6	9	2	0	0	2	11	.379	7	1	8	2	.459	0	0	0-1	61	6	0	1.000
4 WOOD, Tye	.269	12-8	26	10	7	3	1	1	5	15	.577	9	3	6	0	.500	0	0	2-2	7	0	0	1.000
20 BANISTER, Luke	.250	5-4	20	3	5	1	0	1	8	9	.450	0	0	5	2	.238	1	0	0-0	31	3	0	1.000
29 HERD, Caleb	.250	5-5	16	2	4	0	0	1	2	7	.438	1	0	7	0	.294	0	0	0-0	36	4	1	.976
43 TRUJILLO, Gene	.190	8-7	21	5	4	0	0	1	2	7	.333	4	3	9	2	.393	0	0	1-1	34	2	1	.973
5 MILLER, Shane	.000	3-1	4	1	0	0	0	0	3	0	.000	2	0	2	0	.286	1	0	0-0	4	3	0	1.000
Totals	.322	17	578	135	186	45	8	22	123	313	.542	75	24	119	13	.415	10	7	19-26	428	175	16	.974
Opponents	.313	17	588	147	184	43	19	18	137	319	.543	71	27	130	12	.403	13	2	20-29	420	156	13	.978

LOB - Team (139), Opp (126). DPs turned - Team (14), Opp (14).

(All games Sorted by Earned run avg)

Player	era	w-l	app	gs	cg	sho	sv	ip	h	r	er	bb	so	2b	3b	hr	b/avg	wp	hp	bk	sfa	sha	
34 BARNHOUSE, Josh	3.18	1-0	9	0	0	0/1	0	17.0	14	6	6	1	11	3	3	1	.226	0	0	0	2	0	
39 CASTILLO, Ryan	5.00	2-1	4	4	0	0/0	0	18.0	22	13	10	8	17	4	1	1	.301	2	1	0	0	0	
31 PENGELLY, Dayne	7.79	1-0	5	5	0	0/1	0	17.1	19	16	15	12	14	5	1	0	.279	1	5	0	1	0	
8 ALVAREZ, Diego	9.45	1-2	4	4	0	0/0	0	20.0	29	21	21	3	15	5	5	3	.337	0	4	0	2	0	

23 CUNNINGHAM, Ty	3.48	0-1	6	0	0	0/1	4	10.1	7	4	4	8	9	3	0	0	.189	0	0	0	0	1	
25 WISEMAN, Luke	5.79	1-0	6	0	0	0/0	0	4.2	7	3	3	3	7	2	1	0	.350	0	1	0	0	0	
7 WHITE, Tommy	6.75	1-0	4	0	0	0/0	0	6.2	11	6	5	3	7	2	1	2	.367	0	0	0	0	0	
27 LOPEZ, David	9.37	1-2	4	4	0	0/0	0	16.1	20	19	17	9	14	3	3	3	.294	5	5	0	1	0	
33 PURSER, Daxton	10.66	0-2	6	0	0	0/1	1	12.2	15	15	15	5	22	4	1	3	.283	2	1	0	1	0	
11 CORNELIUS, Matt	12.27	0-0	4	0	0	0/0	0	7.1	11	10	10	5	8	3	0	2	.379	2	3	0	1	1	
13 ROMERO, Matt	13.50	0-0	3	0	0	0/0	0	1.1	2	2	2	2	0	0	0	0	.333	1	2	0	0	0	
49 MESSMORE, Jack	17.61	0-1	5	0	0	0/1	0	7.2	15	17	15	6	5	5	3	1	.417	1	1	1	3	0	
38 LEHMBECK, Blake	18.00	0-0	1	0	0	0/0	0	1.0	1	2	2	0	0	1	0	0	.333	0	1	0	1	0	
6 MCBROOM, Brian	18.00	0-0	1	0	0	0/0	0	1.0	2	2	2	0	0	1	0	0	.500	0	1	0	1	0	
42 BELL, Blake	54.00	0-0	2	0	0	0/0	0	0.2	3	4	4	3	0	0	0	2	.600	0	0	0	0	0	
35 MONTEFORTE, Presley	54.00	0-0	1	0	0	0/0	0	0.1	3	2	2	0	1	1	0	0	.750	0	2	0	0	0	
19 STILL, Justin	99.00	0-0	2	0	0	0/0	0	0.1	3	5	5	3	0	1	0	0	.750	0	0	0	0	0	
Totals	8.71	8-9	17	17	0	1/1	5	142.2	184	147	138	71	130	43	19	18	.313	14	27	1	13	2	
Opponents	7.84	9-8	17	17	0	2/2	1	140.0	186	135	122	75	119	45	8	22	.322	16	24	2	10	7	

PB - Team (3), BANISTER, L. 3, Opp (3). Pickoffs - Team (2), ALVAREZ, D. 1, CORNELIUS, M 1. SBA/ATT - WILLIAMS, B. (10-13), BANISTER, L. (6-9), ALVAREZ, D. (5-7), HERD, C. (4-6), PENGELLY, D. (2-4), CASTILLO, R. (0-3), LOPEZ, D. (2-3), WISEMAN, L. (3-3), STILL, J. (2-2), MESSMORE, J. (2-2), ROMERO, M. (1-1), BARNHOUSE, J (1-1), CORNELIUS, M (0-1), BELL, B. (1-1), PURSER, D. (1-1).

LAST WEEKEND SERIES STATISTICS

Record: 0-4 Home: 0-0 Away: 0-4 MW: 0-0

Player	avg	gp-gs	ab	r	h	2b	3b	hr	rbi	tb	slg%	bb	hp	so	gdp	ob%	sf	sh	sb-att	po	a	e	fld%
12 ASBY, Will	.438	4-4	16	3	7	3	0	0	0	10	.625	0	0	0	0	.438	0	0	1-1	5	0	0	1.000
10 ORIACH, Jordy	.417	4-4	12	3	5	1	0	2	5	12	1.000	3	1	2	0	.563	0	0	0-0	3	0	0	1.000
15 WALKER, Khalil	.214	4-4	14	2	3	2	0	0	0	5	.357	0	0	1	0	.214	0	0	0-0	5	0	0	1.000
47 OTT, Ethan	.200	3-3	10	0	2	0	0	0	0	2	.200	0	1	4	1	.273	0	0	0-0	22	0	0	1.000
14 CARRIS, Akili	.182	3-3	11	0	2	0	0	0	2	2	.182	0	0	3	0	.182	0	0	0-0	3	2	1	.833
2 BRASS, Cooper	.125	2-2	8	0	1	0	0	0	0	1	.125	0	0	1	0	.125	0	1	0-0	5	5	0	1.000
3 WASLEFSKY, Karsen	.083	3-3	12	1	1	0	0	0	1	1	.083	0	0	2	0	.083	0	0	0-1	7	12	0	1.000
9 MCALISTER, Josh	.000	3-3	9	0	0	0	0	0	0	0	.000	2	0	7	0	.182	0	0	0-0	6	7	2	.867

48 NEIL, Andrew	.500	2-1	4	0	2	0	0	0	0	2	.500	0	1	1	0	.600	0	0	0-0	0	0	0	.000
43 TRUJILLO, Gene	.429	3-2	7	2	3	0	0	1	2	6	.857	2	0	3	0	.556	0	0	1-1	10	0	1	.909
26 MANSY, Luke	.400	2-1	5	1	2	1	0	0	0	3	.600	1	0	0	0	.500	0	0	0-0	0	1	0	1.000
4 WOOD, Tye	.333	2-2	6	1	2	2	0	0	1	4	.667	2	0	1	0	.500	0	0	0-0	0	0	0	.000
29 HERD, Caleb	.333	1-1	3	0	1	0	0	0	0	1	.333	0	0	0	0	.333	0	0	0-0	4	0	0	1.000
24 WILLIAMS, Brodey	.286	2-2	7	0	2	0	0	0	0	2	.286	1	0	4	0	.375	0	0	0-1	11	3	0	1.000
20 BANISTER, Luke	.000	2-1	5	0	0	0	0	0	2	0	.000	0	0	2	0	.000	1	0	0-0	10	1	0	1.000
5 MILLER, Shane	.000	1-0	1	0	0	0	0	0	0	0	.000	0	0	1	0	.000	0	0	0-0	0	0	0	.000
Totals	.254	4	130	13	33	9	0	3	13	51	.392	11	3	32	1	.324	1	1	2-4	91	38	5	.963
Opponents	.273	4	121	27	33	8	6	1	25	56	.463	17	5	26	2	.377	3	0	9-12	102	44	2	.986

LOB - Team (31), Opp (28). DPs turned - Team (2), Opp (1).

(All games vs Tarleton State Sorted by Earned run avg)

Player	era	w-l	app	gs	cg	sho	sv	ip	h	r	er	bb	so	2b	3b	hr	b/avg	wp	hp	bk	sfa	sha
27 LOPEZ, David	7.20	0-1	1	1	0	0/0	0	5.0	6	4	4	1	3	1	2	0	.286	0	1	0	0	0
8 ALVAREZ, Diego	8.44	0-1	1	1	0	0/0	0	5.1	7	5	5	0	5	0	2	0	.304	0	1	0	0	0
39 CASTILLO, Ryan	9.00	0-1	1	1	0	0/0	0	4.0	5	6	4	3	3	2	0	0	.294	1	1	0	0	0

33 PURSER, Daxton	0.00	0-0	2	0	0	0/0	0	2.2	0	0	0	0	7	0	0	0	.000	1	0	0	1	0
25 WISEMAN, Luke	0.00	0-0	2	0	0	0/0	0	1.2	0	0	0	2	2	0	0	0	.000	0	0	0	0	0
42 BELL, Blake	0.00	0-0	1	0	0	0/0	0	0.2	0	0	0	2	0	0	0	0	.000	0	0	0	0	0
19 STILL, Justin	0.00	0-0	1	0	0	0/0	0	0.1	0	0	0	1	0	0	0	0	.000	0	0	0	0	0
13 ROMERO, Matt	0.00	0-0	1	0	0	0/0	0	0.0	2	0	0	0	0	0	0	0	1.000	0	1	0	0	0
31 PENGELLY, Dayne	2.70	0-0	1	1	0	0/0	0	3.1	2	1	1	4	1	0	1	0	.182	0	1	0	0	0
34 BARNHOUSE, Josh	3.00	0-0	2	0	0	0/0	0	3.0	2	1	1	0	2	1	0	0	.182	0	0	0	0	0
23 CUNNINGHAM, Ty	6.00	0-1	1	0	0	0/0	0	3.0	3	2	2	3	3	2	0	0	.250	0	0	0	0	0
49 MESSMORE, Jack	36.00	0-0	1	0	0	0/0	0	1.0	3	5	4	1	0	0	1	1	.600	0	0	1	2	0
7 WHITE, Tommy	54.00	0-0	1	0	0	0/0	0	0.1	3	3	2	0	0	2	0	0	.750	0	0	0	0	0
Totals	6.82	0-4	4	4	0	0/0	0	30.1	33	27	23	17	26	8	6	1	.273	2	5	1	3	0
Opponents	3.44	4-0	4	4	0	1/1	0	34.0	33	13	13	11	32	9	0	3	.254	2	3	0	1	1

PB - Team (3), BANISTER, L. 3, Opp (1). Pickoffs - Team (1), ALVAREZ, D. 1. SBA/ATT - WILLIAMS, B. (4-6), BANISTER, L. (4-5), WISEMAN, L. (3-3), STILL, J. (2-2), ALVAREZ, D. (1-2), PENGELLY, D. (0-1), CASTILLO, R. (0-1), HERD, C. (1-1), BELL, B. (1-1), ROMERO, M. (1-1), PURSER, D. (1-1).

IN HOME GAMES AT SANTA ANA STAR FIELD

Record: 6-3 Home: 6-3 Away: 0-0 MW: 0-0

Player	avg	gp-gs	ab	r	h	2b	3b	hr	rbi	tb	slg%	bb	hp	so	gdp	ob%	sf	sh	sb-att	po	a	e	fld%	
10 ORIACH, Jordy	.553	9-9	38	18	21	7	1	4	17	42	1.105	6	2	3	0	.617	1	0	1-2	8	0	0	1.000	
15 WALKER, Khalil	.500	9-9	38	12	19	4	4	2	7	37	.974	2	0	3	0	.525	0	2	2-3	16	0	1	.941	
14 CARRIS, Akili	.457	8-8	35	6	16	2	0	0	15	18	.514	3	0	5	1	.500	0	0	1-3	4	9	1	.929	
9 MCALISTER, Josh	.414	9-8	29	9	12	0	0	3	9	21	.724	6	4	8	0	.564	0	0	6-6	12	36	4	.923	
47 OTT, Ethan	.371	8-8	35	11	13	5	1	2	15	26	.743	5	1	9	1	.452	1	0	0-0	81	7	0	1.000	
3 WASLEFSKY, Karsen	.364	5-5	22	5	8	1	0	1	4	12	.545	1	0	2	0	.391	0	0	2-2	6	21	1	.964	
12 ASBY, Will	.317	9-9	41	14	13	6	0	2	7	25	.610	5	0	6	1	.383	1	0	0-0	13	0	0	1.000	
2 BRASS, Cooper	.222	8-7	27	10	6	0	0	0	6	6	.222	7	0	3	2	.351	3	1	2-2	7	19	0	1.000	

26 MANSY, Luke	.500	3-1	2	1	1	0	0	0	0	1	.500	3	2	0	0	.857	0	0	0-0	0	3	0	1.000	
29 HERD, Caleb	.429	2-2	7	2	3	0	0	1	2	6	.857	1	0	3	0	.500	0	0	0-0	15	2	0	1.000	
24 WILLIAMS, Brodey	.375	4-4	16	3	6	2	0	0	2	8	.500	3	1	2	2	.500	0	0	0-0	31	2	0	1.000	
20 BANISTER, Luke	.333	3-3	15	3	5	1	0	1	6	9	.600	0	0	3	2	.333	0	0	0-0	21	2	0	1.000	
4 WOOD, Tye	.214	7-4	14	7	3	1	0	0	1	4	.286	5	2	2	0	.476	0	0	2-2	3	0	0	1.000	
43 TRUJILLO, Gene	.000	3-3	9	2	0	0	0	0	0	0	.000	2	1	3	2	.250	0	0	0-0	9	0	0	1.000	
5 MILLER, Shane	.000	1-1	3	1	0	0	0	0	2	0	.000	2	0	1	0	.400	0	0	0-0	4	3	0	1.000	
48 NEIL, Andrew	.000	2-0	0	0	0	0	0	0	0	0	.000	0	1	0	0	1.000	0	0	0-0	0	0	0	.000	
Totals	.381	9	331	104	126	29	6	16	93	215	.650	51	14	53	11	.475	6	3	16-20	237	113	8	.978	
Opponents	.325	9	329	83	107	23	9	12	77	184	.559	37	13	67	10	.408	6	1	7-11	219	82	10	.968	

LOB - Team (82), Opp (66). DPs turned - Team (12), Opp (11).

(Home games Sorted by Earned run avg)

Player	era	w-l	app	gs	cg	sho	sv	ip	h	r	er	bb	so	2b	3b	hr	b/avg	wp	hp	bk	sfa	sha		
34 BARNHOUSE, Josh	2.70	0-0	4	0	0	0/1	0	10.0	7	3	3	1	8	0	2	1	.194	0	0	0	0	0		
39 CASTILLO, Ryan	6.00	1-0	2	2	0	0/0	0	9.0	13	7	6	5	9	1	1	1	.342	1	0	0	0	0		
31 PENGELLY, Dayne	10.45	1-0	3	3	0	0/1	0	10.1	14	13	12	6	9	5	0	0	.333	1	3	0	1	0		
8 ALVAREZ, Diego	10.97	1-0	2	2	0	0/0	0	10.2	18	13	13	3	7	4	2	3	.383	0	3	0	2	0		

23 CUNNINGHAM, Ty	1.42	0-0	4	0	0	0/1	3	6.1	2	1	1	4	5	0	0	0	.100	0	0	0	0	1		
7 WHITE, Tommy	5.06	1-0	2	0	0	0/0	0	5.1	6	3	3	2	4	0	1	2	.286	0	0	0	0	0		
11 CORNELIUS, Matt	7.20	0-0	2	0	0	0/0	0	5.0	5	4	4	2	4	1	0	1	.278	2	2	0	1	0		
27 LOPEZ, David	10.38	1-0	2	2	0	0/0	0	8.2	12	11	10	5	7	1	1	3	.316	2	3	0	0	0		
49 MESSMORE, Jack	16.88	0-1	3	0	0	0/1	0	5.1	10	11	10	4	3	4	1	0	.400	1	0	0	1	0		
33 PURSER, Daxton	18.00	0-2	3	0	0	0/1	0	6.0	12	12	12	4	10	4	1	1	.400	0	1	0	0	0		
6 MCBROOM, Brian	18.00	0-0	1	0	0	0/0	0	1.0	2	2	2	0	0	1	0	0	.500	0	1	0	1	0		
25 WISEMAN, Luke	20.25	1-0	2	0	0	0/0	0	1.1	6	3	3	1	1	2	0	0	.600	0	0	0	0	0		
Totals	9.00	6-3	9	9	0	1/1	3	79.0	107	83	79	37	67	23	9	12	.325	7	13	0	6	1		
Opponents	11.34	3-6	9	9	0	0/0	1	73.0	126	104	92	51	53	29	6	16	.381	11	14	2	6	3		

PB - Team (0), Opp (2). SBA/ATT - ALVAREZ, D. (4-5), BANISTER, L. (2-4), WILLIAMS, B. (4-4), HERD, C. (1-3), LOPEZ, D. (1-2), PENGELLY, D. (1-2), CASTILLO, R. (0-1), MESSMORE, J. (1-1).

2024 NEW MEXICO OVERALL STATS

Record: 28-26 Home: 18-10 Away: 8-12 Neutral: 2-4 MW: 17-13

Player	avg	gp-gs	ab	r	h	2b	3b	hr	rbi	tb	slg%	bb	hp	so	gdp	ob%	sf	sh	sb-att	po	a	e	fld%
15 WALKER, Khalil	.391	50-43	161	44	63	11	0	3	19	83	.516	30	2	24	2	.490	1	6	2-5	104	2	3	.972
18 HOLLAND, Jake	.381	44-43	168	47	64	15	2	17	60	134	.798	20	5	30	6	.445	7	0	0-0	284	32	2	.994
30 SPENRATH, Reed	.340	54-53	209	54	71	18	4	14	51	139	.665	41	2	60	3	.452	0	0	5-5	451	23	5	.990
12 ASBY, Will	.333	54-52	213	59	71	17	2	12	59	128	.601	30	7	27	0	.422	6	1	1-2	97	0	5	.951
4 WOOD, Tye	.325	51-49	160	44	52	8	4	3	32	77	.481	39	15	40	5	.488	3	0	20-24	69	1	5	.933
14 CARRIS, Akili	.301	34-30	113	21	34	9	0	0	27	43	.381	6	0	22	2	.331	2	2	1-1	21	43	3	.955
8 KINKADE, Konner	.297	47-39	158	32	47	8	0	1	31	58	.367	15	9	25	4	.384	3	7	1-1	73	110	5	.973
24 SMITH, Kyle	.288	36-27	111	28	32	8	0	3	24	49	.441	16	9	21	4	.416	1	0	2-3	94	4	2	.980
3 DIXON, Devon	.226	50-38	137	32	31	7	1	3	25	49	.358	27	2	34	6	.359	1	1	1-1	58	125	9	.953

47 OTT, Ethan	.329	30-23	85	18	28	7	0	4	23	47	.553	12	4	26	1	.431	1	0	0-0	9	0	0	1.000
2 WEISSENBORN, Chase	.313	28-28	96	14	30	4	0	2	21	40	.417	9	2	27	0	.380	1	0	0-0	31	82	3	.974
43 TRUJILLO, Gene	.304	25-8	46	13	14	3	0	4	13	29	.630	7	1	16	0	.400	1	0	0-0	1	0	0	1.000
11 STEPHENS, Sean	.300	39-21	90	18	27	2	2	0	14	33	.367	13	5	17	2	.417	0	0	9-14	56	1	1	.983
9 MCALISTER, Josh	.287	31-25	101	20	29	3	1	6	19	52	.515	12	1	31	3	.365	1	2	3-3	7	39	10	.821
10 MUNGUIA, Austin	.250	6-0	4	0	1	0	0	0	0	1	.250	0	0	2	0	.250	0	0	0-0	8	0	1	.889
26 MANSY, Luke	.194	14-7	31	8	6	1	0	0	3	7	.226	12	0	5	0	.419	0	1	0-0	8	11	0	1.000
48 NEIL, Andrew	.000	4-0	0	2	0	0	0	0	0	0	.000	0	0	0	0	.000	0	0	0-0	1	0	0	1.000
Totals	.319	54	1883	454	600	121	16	72	421	969	.515	289	64	407	38	.421	28	20	45-59	1386	520	62	.968
Opponents	.319	54	1935	442	617	143	25	68	405	1014	.524	240	68	394	42	.407	27	12	60-70	1369	464	56	.970

LOB - Team (461), Opp (454). DPs turned - Team (51), Opp (48). IBB - Team (3), MCALISTER, J 2, SPENRATH, R. 1. Picked off - STEPHENS, S. 2, KINKADE, K. 2, WALKER, K. 2, WOOD, T. 1, WEISSENBORN 1.

(All games Sorted by Earned run avg)

Player	era	w-l	app	gs	cg	sho	sv	ip	h	r	er	bb	so	2b	3b	hr	b/avg	wp	hp	bk	sfa	sha
13 RUSSELL, Brett	5.87	4-4	16	8	0	0/0	0	61.1	61	47	40	17	45	15	2	10	.253	7	6	0	1	0
27 LOPEZ, David	7.71	4-2	14	11	0	0/0	0	65.1	92	63	56	28	45	23	1	8	.332	7	8	0	3	4

17 MOGEN, Cristian	0.00	1-0	1	0	0	0/0	0	2.0	2	0	0	0	0	1	0	0	.250	0	0	0	0	0
22 BAKER-LIVINGSTON,Be	3.00	0-0	2	2	0	0/0	0	6.0	6	2	2	1	8	1	0	0	.286	1	2	0	1	0
33 PURSER, Daxton	5.66	1-2	12	7	0	0/0	0	35.0	33	25	22	26	37	9	1	2	.246	3	8	2	0	1
40 BANNISTER, Wil	5.76	2-0	22	5	0	0/0	3	50.0	57	34	32	24	29	10	3	8	.282	6	5	0	3	1
19 STILL, Justin	6.08	1-0	14	0	0	0/0	1	13.1	15	11	9	15	11	2	1	1	.300	2	4	0	1	0
35 STEINKAMP, Arthur	7.40	4-1	24	0	0	0/1	0	45.0	61	41	37	15	26	19	5	2	.323	3	7	0	3	0
31 PENGELLY, Dayne	7.56	4-5	13	11	0	0/1	0	50.0	78	52	42	35	58	16	3	6	.351	11	8	3	1	3
23 JACKSON, Jaren	8.75	3-5	24	2	0	0/0	1	47.1	74	49	46	28	49	15	2	10	.351	6	7	0	4	1
34 BARNHOUSE, Josh	8.92	2-3	18	4	0	0/0	1	35.1	51	37	35	17	34	12	2	10	.349	2	2	0	5	2
6 MCBROOM, Brian	9.19	1-0	17	0	0	0/0	3	15.2	20	16	16	8	11	4	1	4	.303	0	4	1	2	0
39 CASTILLO, Ryan	11.95	1-3	10	2	0	0/0	0	20.1	37	29	27	6	22	10	2	3	.402	3	4	0	2	0
38 LEHMBECK, Blake	13.50	0-0	2	0	0	0/0	0	2.0	6	3	3	1	2	2	1	0	.500	2	0	0	0	0
48 NEIL, Andrew	18.00	0-0	5	1	0	0/0	0	4.0	3	11	8	13	5	0	1	0	.200	3	3	1	1	0
29 HARDY, Wyatt	20.00	0-1	8	1	0	0/0	1	9.0	21	20	20	4	12	4	0	4	.438	1	0	0	0	0
41 ROMERO, Blane	54.00	0-0	1	0	0	0/0	0	0.1	0	2	2	2	0	0	0	0	.000	0	0	0	0	0
Totals	7.71	28-26	54	54	0	1/1	10	462.0	617	442	396	240	394	143	25	68	.319	57	68	7	27	12
Opponents	8.03	26-28	54	54	2	2/1	9	456.1	600	454	407	289	407	121	16	72	.319	48	64	5	28	20

PB - Team (4), HOLLAND, J. 3, SMITH, K. 1, Opp (3). Pickoffs - Team (4), PURSER, D. 1, BARNHOUSE, J 1, RUSSELL, B. 1, BANNISTER, W 1, Opp (7). SBA/ATT - HOLLAND, J. (38-45), SMITH, K. (22-22), RUSSELL, B. (11-12), PENGELLY, D. (8-9), PURSER, D. (5-9), LOPEZ, D. (7-7), BARNHOUSE, J (6-7), JACKSON, J. (6-7), STEINKAMP, A (6-6), CASTILLO, R. (3-4), BANNISTER, W (3-4), NEIL, A. (2-2), HARDY, W. (1-1), MCBROOM, B. (1-1), STILL, J. (1-1).

season.

- Walker and Asby – who both were All-MW selections after their first season at UNM in 2024 – make UNM one of four teams with multiple preseason all-league selections along with Fresno State (four selections), Nevada (three selections) and San Diego State (two selections).

- With six first-place votes for a total of 43 points, 2024 MW Tournament Champions Fresno State are the favorites to win the conference again ahead of Nevada (35 points) in second and Washington State (1 first-place vote, 30 points) in third. With 27 points, the Lobos are tied for fourth alongside UNLV (1 first-place vote) and San Diego State, the third season in a row in which they've improved their preseason rank. Before the 2023 season, UNM was picked to finish seventh and ultimately finished fifth — before the 2024 season, they were voted fifth and closed out the regular season one game out of sharing a regular-season championship with Air Force.

Asby Named to D1Baseball.com's Top 100 Outfielders:

- Senior Will Asby clocked in at No. 91 in the nation on D1Baseball.com's National Outfielders Rankings released last week. In his first season with the Lobos in 2024, Asby entered the outlet's midseason Top 100 Outfielder rankings at No. 94 after not being ranked heading into the season.

- Last season, Asby ranked second in the league in runs scored (59), eighth in slugging (.601) and ninth in total hits (71), breaking the program record for single-season grand slams with four – he needs just one more to match Mark Wulfert's career record of five.

"Keep an Eye On" New Mexico in Mountain West Race:

- D1Baseball.com slated New Mexico as the team to "keep an eye on" in this year's Mountain West race behind preseason favorite Fresno State, citing improved pitching depth and a host of high-level hitters returning.

- "This year's team has a chance at making [an NCAA Regional] with five returnees who hit .300-plus, two returning weekend starters on the mound and five key pieces in the bullpen also coming back to campus."

A LOOK AT THE SCHEDULE

- The 53-game schedule, including 30 Mountain West Conference games, opens up at the MLB Desert Invitational in Arizona (Feb. 14-16) and concludes with a conference weekend series at home vs. Fresno State (May 15-17). In that span, the Lobos will face four different teams that reached NCAA Regionals last spring – Arizona, UC Irvine, Grand Canyon and Fresno State – nine times.

- In total, UNM will play 27 games at Santa Ana Star Field in Albuquerque and 26 games on the road throughout the regular season, with 18 games against seven opponents that ranked in the Top 150 in the nation in last season's final RPI rankings.

- Should the Lobos stand among the top six teams in

CONTINUED ON PAGE 10

DEFENSIVE STARTERS BY POSITION

#15 KHALIL WALKER - 17 (8-9)

#10 ORIACH, JORDY - 8 (4-4)

#12 WILL ASBY - 17 (8-9)

#4 TYE WOOD - 8 (4-4)

#48 ANDREW NEIL - 1 (0-1)

#3 KARSEN WASLEFSKY - 12 (5-7)

#2 COOPER BRASS - 10 (4-6)

#9 JOSH MCALISTER - 5 (3-2)

#9 JOSH MCALISTER - 6 (3-3)

#5 SHANE MILLER - 1 (1-0)

#14 AKILI CARRIS - 12 (7-5)

#47 ETHAN OTT - 13 (7-6)

#9 JOSH MCALISTER - 3 (0-3)

#43 GENE TRUJILLO - 4 (1-3)

#26 LUKE MANSY - 2 (1-1)

#24 BRODEY WILLIAMS - 8 (4-4)

#29 CALEB HERD - 5 (2-3)

#20 LUKE BANISTER - 4 (2-2)

KEY POSITION PLAYER LOSSES

PLAYER, POS.	AVG.	R	H	2B	3B	HR	RBI
#2 CHASE WEISSENBORN, INF	.313	14	30	4	0	2	21
#3 DEVON DIXON, INF	.226	32	31	7	1	3	25
#8 KONNER KINKADE, INF	.297	32	47	8	0	1	31
#18 JAKE HOLLAND, C	.381	47	64	15	2	17	60
#24 KYLE SMITH, C	.288	28	32	8	0	3	24
#30 REED SPENRATH, 1B	.340	54	71	18	4	14	51

KEY PITCHING LOSSES

NAME, POS.	ERA	APP	IP	W-L	SV	BB/K
#13 BRETT RUSSELL, SP	5.87	16	61.1	4-4	0	17/45
#23 JAREN JACKSON, RP	8.75	24	47.1	3-5	1	28/49
#35 ARTHUR STEINKAMP, RP	7.40	24	45.0	4-1	0	15/26
#40 WIL BANNISTER, RP	5.76	22	50.0	2-0	3	24/29

TOP RETURNING POSITION PLAYERS

PLAYER, POS., YR.	AVG.	R	H	2B	3B	HR	RBI
#4 TYE WOOD, OF, SR.	.325	44	52	8	4	3	32
#12 WILL ASBY, OF, SR.	.333	59	71	17	2	12	59
#14 AKILI CARRIS, INF, JR.	.301	21	34	9	0	0	27
#15 KHALIL WALKER, OF, SR.	.391	44	63	11	0	3	19
#43 GENE TRUJILLO, 1B/DH, SO.	.304	13	14	3	0	4	13
#47 ETHAN OTT, 1B/DH, SR.	.329	18	28	7	0	4	23

TOP RETURNING PITCHERS

PITCHER, YR.	ERA	APP	IP	W-L	SV	BB/K
#6 BRIAN MCBROOM, RHP, SR.	9.19	17	15.2	1-0	3	8/11
#27 DAVID LOPEZ, RHP, SR.	7.71	14	65.1	4-2	0	28/45
#31 DAYNE PENGELLY, RHP, SR.	7.56	13	50.0	4-5	0	35/58
#33 DAXTON PURSER, LHP, SR.	5.66	12	35.0	1-2	0	26/37
#34 JOSH BARNHOUSE, RHP, SR.	8.92	18	35.1	2-3	1	17/34
#39 RYAN CASTILLO, RHP, SO.	11.95	10	20.1	1-3	0	6/22

TOP NEWCOMERS

NAME	POS.	YR.	'24 SCHOOL
#3 KARSEN WASLEFSKY	INF	JR.	SOUTH MOUNTAIN CC
#8 DIEGO ALVAREZ	RHP	JR.	PIMA CC
#10 JORDY ORIACH	OF	JR.	FRANK PHILLIPS COLLEGE
#11 MATTHEW CORNELIUS	LHP	SR.	ARIZONA STATE
#23 TY CUNNINGHAM	RHP	JR.	VERNON COLLEGE
#35 PRESLEY MONTEFORTE	LHP	JR.	PHOENIX COLLEGE
#49 JACK MESSMORE	RHP	JR.	DELAWARE STATE

MISCELLANEOUS NOTES

the Mountain West standings upon the conclusion of that weekend, they'll earn a berth to the expanded MWC Baseball Championships May 21-25, hosted this year in Mesa, Ariz. The winner earns the conference's automatic berth into the NCAA Championships.

SEEING DOUBLE

- The Lobos excelled at getting two for one in 2024, ranking No. 15 in NCAA D-I in double plays per game (0.94) and No. 17 in doubles per game (2.24). They ranked No. 21 in total DP (51) and No. 50 in total doubles (121).

- Last season, the Lobos had four players hit double-digit doubles -- two of them, Khalil Walker (11) and Will Asby (17), return for this season.

BROWN'S PROGRAM-BUILDING RESUME

- In his first five seasons as head coach at North Dakota State, Brown's teams improved their winning percentage in each season, going from 15-30 (.333) in his first season in 2008 to 40-20 (.667) in 2012 and finishing each of the next nine seasons above .400. The Bison reached the Summit League tournament eight times in that span, advancing to NCAA Regionals in 2014 and 2021.

- He's done the same in each of his first three years in Albuquerque, improving from 21-33 (10-20 MW) in 2022 to 26-25 (13-17 MW) in 2023 to 28-26 (17-13 MW) in 2024.

- Brown coached the Bison to 40-win seasons in 2012 and 2021.

- In Brown's second season at UNM, the Lobos improved to 26-25 from 21-33 the year prior, with the highest team batting average since 2013 (.328) and lowest team ERA since 2016 (5.95). They finished 28-26 on the season (28-24 in regular-season games) the following season in 2024.

- In 16 seasons as a D-I Head Coach, Brown has finished the season above .400 13 times and above .500 seven times -- the only three seasons in which he's finished below .400 were his first two years in Fargo (2008, 2009) and his first season in Albuquerque (2022).

YOUR 2025 LOBOS ROSTER

- UNM's 2025 roster includes 13 returning players with 17 newcomers -- the Lobos return seven position players who appeared in at least 20 games in 2024 while losing seven.

- Of the Lobos' newcomers, five are freshmen and 12 are transfers -- nine transfers are from junior colleges and three from four-year institutions.

- 30 players are upperclassmen -- 15 seniors and 15 juniors -- the most upperclassmen Brown has had on a roster in Albuquerque.

UNM ALL-TIME VS. UNLV

Series Record: 91-103

Home: 45-29; Away: 44-74; Neutral: 2-1

(GAME-BY-GAME SINCE 2000)

3/24/00	Las Vegas, Nev.	W, 10-1	3/15/13	Las Vegas, Nev.	W, 3-2
3/25/00	Las Vegas, Nev.	W, 7-3	3/16/13	Las Vegas, Nev.	L, 7-8
3/26/00	Las Vegas, Nev.	W, 3-2	3/17/13	Las Vegas, Nev.	W, 12-7
4/28/00	Albuquerque, N.M.	W, 12-2	4/26/13	Albuquerque, N.M.	W, 9-0
4/29/00	Albuquerque, N.M.	W, 12-4	4/27/13	Albuquerque, N.M.	W, 5-3
4/30/00	Albuquerque, N.M.	W, 14-4	4/28/13	Albuquerque, N.M.	W, 14-13 (10)
4/6/01	Albuquerque, N.M.	W, 7-1	5/24/13	Fresno, Calif. (MW Tourn.)	W, 7-1
4/7/01	Albuquerque, N.M.	W, 15-10	3/7/14	Albuquerque, N.M.	L, 2-8
4/8/01	Albuquerque, N.M.	L, 8-15	3/8/14	Albuquerque, N.M.	L, 2-3
5/4/01	Las Vegas, Nev.	L, 5-7	3/9/14	Albuquerque, N.M.	W, 5-4 (12)
5/5/01	Las Vegas, Nev.	W, 7-5	4/25/14	Las Vegas, Nev.	L, 2-11
5/6/01	Las Vegas, Nev.	W, 9-5	4/26/14	Las Vegas, Nev.	L, 6-14
5/17/01	Las Vegas, Nev. (MWC Trn.)	W, 5-2	4/27/14	Las Vegas, Nev.	L, 2-14
3/29/02	Las Vegas, Nev.	L, 5-11	4/17/15	Las Vegas, Nev.	W, 9-0
3/30/02	Las Vegas, Nev.	L, 2-23	4/18/15	Las Vegas, Nev.	W, 10-8
3/31/02	Las Vegas, Nev.	L, 6-15	4/19/15	Las Vegas, Nev.	L, 2-3
4/26/02	Albuquerque, N.M.	W, 11-7	4/1/16	Albuquerque, N.M.	W, 15-3
4/27/02	Albuquerque, N.M.	L, 13-23	4/2/16	Albuquerque, N.M.	W, 10-5
4/28/02	Albuquerque, N.M.	L, 4-11	4/3/16	Albuquerque, N.M.	L, 5-6
4/4/03	Las Vegas, Nev.	L, 8-10	5/6/16	Las Vegas, Nev.	L, 6-11
4/5/03	Las Vegas, Nev.	L, 6-7	5/7/16	Las Vegas, Nev.	W, 6-2
4/6/03	Las Vegas, Nev.	L, 6-7	5/8/16	Las Vegas, Nev.	L, 4-10
5/9/03	Albuquerque, N.M.	L, 5-6	3/24/17	Las Vegas, Nev.	W, 29-8
5/10/03	Albuquerque, N.M.	W, 5-13	3/25/17	Las Vegas, Nev.	W, 4-2
5/11/03	Albuquerque, N.M.	W, 13-5	3/26/17	Las Vegas, Nev.	W, 7-3
5/22/03	Albuquerque, N.M. (MWC Trn.)	L, 5-12	4/21/17	Albuquerque, N.M.	W, 13-4
4/23/04	Las Vegas, Nev.	L, 4-5	4/22/17	Albuquerque, N.M.	W, 13-4
4/24/04	Las Vegas, Nev.	W, 11-4	4/23/17	Albuquerque, N.M.	W, 11-9
4/25/04	Las Vegas, Nev.	W, 12-4	4/20/18	Albuquerque, N.M.	W, 8-5
5/20/04	Albuquerque, N.M.	W, 14-12	4/21/18	Albuquerque, N.M.	W, 11-2
5/21/04	Albuquerque, N.M.	L, 4-13	4/22/18	Albuquerque, N.M.	L, 3-8
5/22/04	Albuquerque, N.M.	W, 5-4	3/29/19	Las Vegas, Nev.	W, 3-2
5/27/04	Las Vegas, Nev. (MWC Trn.)	L, 9-15	3/30/19	Las Vegas, Nev.	L, 0-8
3/24/05	Albuquerque, N.M.	W, 10-8	3/31/19	Las Vegas, Nev.	W, 7-4
3/25/05	Albuquerque, N.M.	L, 6-12	5/11/19	Albuquerque, N.M.	L, 2-4
3/26/05	Albuquerque, N.M.	L, 9-14	5/11/19	Albuquerque, N.M.	L, 8-18
4/22/05	Las Vegas, Nev.	L, 8-11	5/12/19	Albuquerque, N.M.	W, 3-2
4/23/05	Las Vegas, Nev.	L, 11-20	3/6/21	Las Vegas, Nev.	L, 7-24
4/24/05	Las Vegas, Nev.	L, 15-16	3/6/21	Las Vegas, Nev.	L, 5-8
5/12/06	Las Vegas, Nev.	L, 8-12	3/7/21	Las Vegas, Nev.	L, 0-1 (11)
5/13/06	Las Vegas, Nev.	L, 10-11	4/1/22	Albuquerque, N.M.	L, 3-18
5/14/06	Las Vegas, Nev.	L, 10-13	4/2/22	Albuquerque, N.M.	L, 4-12
5/23/06	Las Vegas, Nev. (MWC Trn.)	W, 17-2	4/3/22	Albuquerque, N.M.	L, 6-27
5/25/06	Las Vegas, Nev. (MWC Trn.)	L, 6-8	4/22/22	Las Vegas, Nev.	L, 2-15
5/10/07	Albuquerque, N.M.	W, 9-4	4/23/22	Las Vegas, Nev.	W, 7-4
5/11/07	Albuquerque, N.M.	W, 7-4	4/24/22	Las Vegas, Nev.	L, 11-13
5/12/07	Albuquerque, N.M.	W, 6-5	5/5/23	Las Vegas, Nev.	W, 13-5
5/25/07	Las Vegas, Nev. (MWC Trn.)	L, 3-8	5/6/23	Las Vegas, Nev.	L, 5-7
3/14/08	Albuquerque, N.M.	L, 5-7	5/7/23	Las Vegas, Nev.	L, 3-8
3/15/08	Albuquerque, N.M.	L, 6-15	3/9/24	Albuquerque, N.M.	W, 7-6
3/16/08	Albuquerque, N.M.	W, 12-3	3/9/24	Albuquerque, N.M.	W, 31-15
5/9/08	Las Vegas, Nev.	W, 6-5	3/10/24	Albuquerque, N.M.	W, 6-5
5/10/08	Las Vegas, Nev.	W, 7-4	5/3/24	Las Vegas, Nev.	W, 15-8
5/11/08	Las Vegas, Nev.	W, 15-10	5/4/24	Las Vegas, Nev.	L, 8-13
5/1/09	Albuquerque, N.M.	W, 8-4	5/5/24	Las Vegas, Nev.	W, 14-2 (7)
5/2/09	Albuquerque, N.M.	L, 6-8			
5/3/09	Albuquerque, N.M.	L, 11-13			
4/1/10	Las Vegas, Nev.	L, 5-7			
4/2/10	Las Vegas, Nev.	W, 7-3			
4/3/10	Las Vegas, Nev.	W, 6-2			
5/26/10	San Diego, Calif.	L, 5-6			
5/28/10	San Diego, Calif.	W, 10-3			
3/25/11	Albuquerque, N.M.	W, 3-1			
3/26/11	Albuquerque, N.M.	W, 7-6			
3/27/11	Albuquerque, N.M.	W, 9-7			
4/29/11	Las Vegas, Nev.	L, 0-8			
4/30/11	Las Vegas, Nev.	L, 1-4			
5/1/11	Las Vegas, Nev.	L, 4-8			
4/27/12	Albuquerque, N.M.	W, 11-4			
4/28/12	Albuquerque, N.M.	W, 16-5			
4/29/12	Albuquerque, N.M.	W, 9-1			
5/11/12	Las Vegas, Nev.	L, 4-7			
5/12/12	Las Vegas, Nev.	W, 10-7			
5/13/12	Las Vegas, Nev.	W, 11-7			
5/24/12	Las Vegas, Nev. (MW Tourn.)	W, 13-0			

POSITION-BY-POSITION BREAKDOWN

THE OUTFIELD

The Lobos have the best possible problem on their hands in the outfield, with three returning starters in Khalil Walker, Tye Wood and Will Asby as well as 2023 NJCAA All-American transfer Jordy Oriach (Frank Phillips College) in the mix to compete for a spot.

In 2024, Walker led the MW in batting average (.391) and on-base percentage (.490) – ranking 20th and 43rd in the nation in those categories – with the lowest strikeout-to-walk ratio (30 BB/24 SO) among conference players in his first season as a Lobo. Asby ranked second in the league in runs scored (59), eighth in slugging (.601) and ninth in total hits (71), breaking the program record for single-season grand slams with four – he needs just one more to match Mark Wulfert's career record of five.

They're joined in the outfield by a productive switch-hitter in Wood (51 starts in 2024), who ranked 44th in the nation in on-base percentage (.488) and stole 20 bases last season, the second-most in the league and most by a Lobo in a single season since Josh Melendez in 2012 (23).

THE INFIELD

First and foremost, the Lobos look to replace three crucial middle infielders that soaked up most of the reps at shortstop and second in 2024 – Chase Weissenborn, Devon Dixon and Konner Kinkade. After both splitting time at the hot corner last season, junior Akili Carris (.301 average, 30 GS) looks to slot in at third full-time with senior Josh McAlister (.287 average, 10 XBH, 25 GS) moving back to second base, where he played over two seasons at Ohio State (2021-22). Luke Mansy (14 GP/7 GS) and juco transfer Karsen Waslefsky (South Mountain CC) also look to get significant reps up the middle, with utility transfer Elias Fiddler (Utah) as another option with D-I experience. Cooper Brass – who redshirted last season as a true freshman – and freshman Shane Miller are also both in the mix for reps up the middle in their collegiate debut seasons.

With the graduation of Reed Spennath – who started 89 of 104 games at first base for UNM the past two seasons – UNM has two sluggers that could feasibly move into the starting spot in Ethan Ott (.553 slugging, 23 RBI in 30 games in 2024) and Gene Trujillo (.630 slugging, 13 RBI in 25 games). Both showed plenty of power at the DH spot in 2024, combining for eight homers and 10 doubles even with limited AB's.

CATCHERS

UNM relied on two fifth-year catchers in 2024, and there's a three-way competition for who will get the most reps behind the dish in '25. Ironically, Caleb Herd – a junior who played his true freshman season at UNM in 2023 before transferring to Pima CC and returning to UNM this fall – is the only catcher on roster who's appeared in a collegiate game for the Lobos. But junior transfer Brodey Williams (McLennan CC) and 2024 greysuit Luke Banister are both in the mix to become key pieces.

PITCHING STAFF

In '24, the Lobos' pitching staff posted a 7.71 team ERA after losing all three weekend starters from 2023 to the draft or graduation – with 10 newcomers and 32 games at elevation in New Mexico, UNM's arms had significantly improved by the end of the season, posting a 5.17 ERA over the Lobos' final 10 games and a 5.98 over their last 20.

BY POSITION

FIRST BASE (2): Ott, Trujillo
INFIELD (5): Brass, Carris, Mansy, McAlister, Miller, Neil
OUTFIELD (5): Asby, Walker, Ward, Oriach, Wood
CATCHER (3): Banister, Herd, Williams
RHP (18): Alvarez, Baker-Livingston, Barnhouse, Bell, Castillo, Mogen, Lopez, Lehmbeck, Origer, Pengelly, Cunningham, Wiseman, White, Sullivan, Messmore, Lavigne, McBroom
LHP (6): Cornelius, Romero, Still, Monteforte, Purser, Barnhouse
UTL (1): Fiddler

BY CLASS

TRUE FRESHMEN (5): Bell, Lavigne, Miller, Origer, Sullivan
REDSHIRT FRESHMEN (2): Brass, Mogen
SOPHOMORES (3): Castillo, Lehmbeck, Trujillo
JUNIORS (15): Alvarez, Baker-Livingston, Carris, Cunningham, Fiddler, Mansy, Messmore, Monteforte, Oriach, Pengelly, Ward, Waslefsky, White, Williams, Wiseman
SENIORS (15): Asby, Banister, Barnhouse, Cornelius, Lopez, McAlister, McBroom, Neil, Ott, Pengelly, Purser, Romero, Still, Walker, Wood

In the process, they struck out 394 in total – the most in a single season in Brown's tenure and seventh-most in a single season in program history. This year's returning arms produced 233 of those punchouts.

This year, all three projected weekend starters are senior returners that all got significant reps in 2024 in RHP Dayne Pengelly (11 GS, 50 IP), RHP David Lopez (11 GS, 65.1 IP) and LHP Daxton Purser (7 GS, 35 IP).

From D1Baseball: "The highlight of the fall practice sessions had to be the performance of the three projected starting weekend pitchers: righthanders Dayne Pengelly and David Lopez and lefthander Daxton Purser. The three seniors offer a lot of experience and combined for 30 of last year's 54 starts. Pengelly can hit 95 on the guns and though he had some peaks and valleys last year (4-5, 7.63), the coaches say he can flash "unicorn-level stuff" when he is on. His power slider is his go-to pitch when he needs a big out. Lopez also posted some lofty numbers (4-2, 7.71) but his low-90s fastball has good life and his four-pitch mix (fastball, curveball, slider, splitter) has shown good improvement over the course of the offseason. Purser came out of high school as the No. 2-ranked lefthanded pitcher in the state of Utah and held opposing batters to a .245 average last season, which was the best of all the regular Lobo pitchers. He did not allow an earned run in his final three appearances."

Four other pitchers that saw crucial innings as midweek starters and/or trusty relievers also return – Brian McBroom (95.1 IP in 59 app. at UNM), Josh Barnhouse

BY STATE

Arizona (9): Brass, Waslefsky, Miller, Alvarez, Mogen, Still, Lehmbeck, Bell, Herd
California (4): McBroom, Asby, Mansy, Neil
New Mexico (8): White, Cornelius, Romero, Carris, Castillo, Pengelly, Ward, Trujillo
Texas (8): Walker, Origer, Baker-Livingston, Lopez, Banister, Williams, Wiseman, Barnhouse
Colorado (2): Monteforte, Fiddler
Illinois (1): McAlister
Kansas (1): Wood
Massachusetts (1): Oriach
Florida (1): Messmore
Utah (1): Purser
Virginia (1): Ott
Quebec, Canada (1): Lavigne

BREAKDOWN

Returners	23
Newcomers	17
POSITION PLAYERS	
Starters Returning	5
Starters Lost	4
Lettermen Returning	8
Lettermen Lost	8
Newcomers	7 (6 TR, 1 FR)
PITCHERS	
Pitchers Returning	11
Pitchers Lost	5
Starters Returning	2/3
Returners w/ 1+ GS in '24	7
Returners w/ 5+ App. in '24	7
Returners w/ 1+ App. in '24	10
Newcomers	10 (6 TR, 4 FR)

(18 app. 35.1 IP in 2024), Ryan Castillo (10 app., 20.1 IP in 2024) and Ben Baker-Livingston (52.2 IP in 24 app. at UNM) – with six transfer juniors and four freshmen joining them.

From D1Baseball: "The bullpen has some interesting pieces and timely additions. Righthander Ryan Castillo exceeded expectations as a freshman last season and looks to improve on his 1-2, 11.57 numbers. The coaches say he showed flashes of "next-level strike throwing" in the fall sessions. Castillo could also figure into a starting role this coming spring. Two transfers who will play key roles this season are lefty Matthew Cornelius (12 appearances at Arizona State, 3-0, 10.80) and righty Jack Messmore (13 starts at Delaware State, 2-4, 6.47), who both have key D1 experience. Another southpaw who will play a big role in the bullpen plans will be JC transfer Presley Monteforte, who uses a ton of deception in his offspeed offerings, which makes his 87-89 fastball play way up."

MOUNTAIN WEST UPDATE

2025 MOUNTAIN WEST STANDINGS

SCHOOL (RK)	MOUNTAIN WEST					
	W	L	PCT.	HOME	AWAY	NEUT.
UNLV	0	0	.000	0-0	0-0	0-0
Nevada	0	0	.000	0-0	0-0	0-0
San José State	0	0	.000	0-0	0-0	0-0
New Mexico	0	0	.000	0-0	0-0	0-0
Fresno State	0	0	.000	0-0	0-0	0-0
Air Force	0	0	.000	0-0	0-0	0-0
Washington State	0	0	.000	0-0	0-0	0-0
San Diego State	0	0	.000	0-0	0-0	0-0

ALL GAMES											
W	L	I	PCT.	HOME	AWAY	NEUT.	LAST 10	STRK			
11	5	0	.688	7-2	1-1	3-2	8-2	W3			
10	6	0	.625	6-2	4-4	0-0	8-2	W2			
10	6	0	.625	8-3	2-3	0-0	5-5	L1			
8	9	0	.471	6-6	0-2	2-1	5-5	L4			
6	10	0	.375	5-4	1-6	0-0	3-7	W1			
5	12	0	.294	3-1	0-10	2-1	4-6	W1			
5	12	0	.294	2-1	0-8	3-3	5-5	L3			
4	13	0	.235	2-7	1-4	1-2	1-9	L8			

MW Regular-Season Champions; * MW Championship Participant; % MW Tournament Champions

A LOOK AHEAD AT THE MW

Friday, March 14

Washington State at Air Force* (MWN)	2 p.m. MT
UNLV at New Mexico* (MWN)	6 p.m. MT
San José State at San Diego State* (MWN)	6 p.m. PT
Nevada at Fresno State* (MWN/NSN)	6:05 p.m. PT

Saturday, March 15

Washington State at Air Force* (MWN)	1 p.m. MT
UNLV at New Mexico* (MWN)	2 p.m. MT
Nevada at Fresno State* (MWN/NSN)	3:05 p.m. PT
San José State at San Diego State* (MWN)	4 p.m. PT

Sunday, March 16

UNLV at New Mexico* (MWN)	Noon MT
Washington State at Air Force* (MWN)	Noon MT
San José State at San Diego State* (MWN)	Noon PT
Nevada at Fresno State* (MWN/NSN)	1:05 p.m. PT

Monday, March 17

Nevada at Santa Clara (ESPN+)	5 p.m. PT
--------------------------------------	-----------

Tuesday, March 18

New Mexico at Texas Tech	3 p.m. CT
San Diego State at California Baptist (ESPN+)	6 p.m. PT
Fresno State at CSU Bakersfield (ESPN+)	6:05 p.m. PT
UNLV at Cal State Fullerton (ESPN+)	6:05 p.m. PT

Wednesday, March 19

Portland at San José State (MWN)	6:05 p.m. PT
---	--------------

Friday, March 21

San Diego State at Washington State* (MWN)	4:05 p.m. PT
Air Force at San José State* (MWN)	6 p.m. PT
Fresno State at UNLV* (MWN)	6:05 p.m. PT
New Mexico at Nevada* (MWN)	6:05 p.m. PT

A LOOK BACK AT THE MW

Wednesday, March 12

Air Force 15 , South Dakota State 2	(MWN)
Oregon State 4 , Washington State 3	(CW)
San José State at Santa Clara (ESPN+)	Cancelled

Tuesday, March 11

UNLV 10 , UC Riverside 4	
Cal Poly 18, San José State 4	(MWN)
Oregon State 15 , Washington State 1	(CW)
Fresno State 3 , Sacramento State 2	(MWN)

Monday, March 10

Nevada 8, Sacramento State 5	(ESPN+)
-------------------------------------	---------

Sunday, March 9

Tarleton State 4 , New Mexico 3	(ESPN+)
TCU 12 , Fresno State 6	(ESPN+)
California Baptist 4 , Air Force 2	(ESPN+)
Northeastern 8, San Diego State 5	(MWN)
Seattle 12, Washington State 10	(MWN)
San José State 8 , Utah 5	
Nevada 5, San Francisco 1	(ESPN+)

Saturday, March 8

UNLV 10, Utah Tech 6	
Tarleton State 4 , New Mexico 0	(ESPN+)
TCU 5 , Fresno State 4	(ESPN+)
Northeastern 9, San Diego State 6	
San Francisco 7 , Nevada 6	(ESPN+)
California Baptist 13 , Air Force 5	(ESPN+)
Washington State 9 , Seattle 4	(MWN)
Utah 5, San José State 3	
Tarleton State 9 , New Mexico 6	(ESPN+)
Northeastern 12, San Diego State 9 (12)	

2025 MOUNTAIN WEST STATISTICAL LEADERS

TEAM BATTING

	g	avg	ab	r	h	2b	3b	hr	bb	so	sb-att
New Mexico	17	.322	578	135	186	45	8	22	75	119	19-26
UNLV	16	.290	520	101	151	20	2	19	68	109	12-17
Nevada	15	.279	520	101	145	32	0	16	62	109	5-6
Washington State	17	.268	533	81	143	28	2	3	60	136	20-27
San Diego State	17	.265	597	94	158	27	8	5	67	147	10-14
Fresno State	16	.264	538	81	142	23	2	11	44	111	13-17
San Jose State	16	.261	529	85	138	15	3	11	54	133	12-16
Air Force	16	.240	500	82	120	24	6	7	61	168	23-29
Totals	65	.274	4315	760	1183	214	31	94	491	1032	114-152

TEAM PITCHING

	g	era	w	l	sv	ip	h	r	er	bb	so
San Jose State	16	4.09	10	6	3	141.0	136	80	64	63	125
UNLV	16	4.97	11	5	2	134.0	136	97	74	87	157
Fresno State	16	5.67	6	10	3	139.2	159	101	88	61	129
Nevada	15	5.79	9	6	3	129.0	125	95	83	53	114
Air Force	16	6.70	5	11	0	126.1	145	118	94	85	121
San Diego State	17	6.74	4	13	2	153.2	185	144	115	107	159
Washington State	17	8.03	5	12	3	139.0	173	134	124	106	114
New Mexico	17	8.71	8	9	5	142.2	184	147	138	71	130
Totals	65	6.35	58	72	21	1105.1	1243	916	780	633	1049

TEAM FIELDING

	g	po	a	e	pct	dp	pb	sba-att
New Mexico	17	428	175	16	.974	14	3	20-29
Fresno State	16	419	133	15	.974	12	1	5-9
Nevada	15	387	150	15	.973	12	1	12-17
Washington State	17	417	160	17	.971	7	1	19-30
San Jose State	16	423	144	19	.968	11	1	25-33
Air Force	16	379	157	25	.955	14	4	35-45
UNLV	16	402	126	27	.951	8	7	16-23
San Diego State	17	461	144	34	.947	14	2	46-56
Totals	65	3316	1189	168	.964	92	20	178-242

INDIVIDUAL BATTING

Min 2.5 AB/Team game	g	avg	ab	r	h	rbi	2b	3b	hr	bb
Fernandes, Alex-SJ	16	.449	49	15	22	8	3	1	0	13
ORIACH, Jordy-NM	17	.433	67	21	29	22	9	1	6	9
Zapp, Walker-AF	15	.421	57	11	24	13	7	2	1	3
HEFFT, JP-LV	16	.412	68	15	28	13	3	0	1	2
HAM, Billy-NV	14	.388	49	13	19	8	6	0	0	10
Hartman, Max-WSU	16	.375	64	14	24	11	5	0	1	4
WALKER, Khalil-NM	17	.369	65	14	24	9	7	4	2	2
KONIARSKY, Cole-LV	15	.362	58	8	21	11	2	0	3	4
CARRIS, Akili-NM	14	.362	58	7	21	18	3	0	0	3
KELLY, Zane-SD	15	.346	52	8	18	5	4	2	0	3
MORAN, CJ-SD	17	.344	61	8	21	13	7	0	0	8
MYRO, Gunnar-LV	16	.341	44	7	15	3	1	0	1	2
TOIGO, Dean-LV	16	.333	60	11	20	23	3	0	6	9
KWON, Junhyuk-NV	15	.333	54	9	18	7	6	0	1	8
BRASS, Cooper-NM	13	.333	45	12	15	8	2	0	0	8
OTT, Ethan-NM	13	.327	52	13	17	17	5	1	2	5
Skjonsby, Ryan-WSU	16	.321	56	9	18	9	5	0	1	7
BALL, Michael-NV	15	.318	66	15	21	16	3	0	6	4
BLANDFORD, Bobby-FS	16	.313	64	10	20	15	5	0	3	1
MCALISTER, Josh-NM	16	.313	48	13	15	12	1	0	5	11

INDIVIDUAL PITCHING

Min 1.0 IP/Team game	app	era	w-l	sv	ip	h	r	er	bb	so
McGrew, E.J.-SJ	4	0.56	3-1	0	16.0	11	2	1	4	15
Gutierrez, Jesse-SJ	4	1.37	3-1	0	26.1	17	9	4	4	22
George, Nolan-SJ	7	2.04	1-0	2	17.2	13	4	4	4	2
RODGERS, Peyton-SD	8	2.65	1-1	2	17.0	14	10	5	5	15
LANE, Carson-LV	4	3.00	1-1	0	18.0	15	8	6	13	24
Thomas, David-SJ	4	3.12	0-0	0	17.1	19	10	6	9	16
BARNHOUSE, Josh-NM	9	3.18	1-0	0	17.0	14	6	6	1	11
Smith, Griffin-WSU	4	3.43	2-1	0	21.0	22	11	8	7	13
SIPILA, Marko-SD	4	4.35	0-1	0	20.2	25	16	10	7	19
ANKER, Jack-FS	4	4.94	2-2	0	23.2	28	14	13	3	26
CASTILLO, Ryan-NM	4	5.00	2-1	0	18.0	22	13	10	8	17
FOSHER, Peyton-NV	4	5.16	1-1	0	22.2	21	14	13	10	24
RUMARY, Garvey-SD	6	5.60	0-2	0	17.2	22	14	11	10	15
Lewis, Nick-WSU	5	5.95	1-2	0	19.2	24	13	13	7	14
CARDENAS, Xavier-SD	5	6.00	0-2	0	18.0	16	13	12	18	20

HITS

ORIACH, Jordy-NM	29
HEFFT, JP-LV	28
WALKER, Khalil-NM	24
Hartman, Max-WSU	24
Zapp, Walker-AF	24

RUNS SCORED

ORIACH, Jordy-NM	21
ASBY, Will-NM	18
Fernandes, Alex-SJ	15
BALL, Michael-NV	15
HEFFT, JP-LV	15

RUNS BATTED IN

TOIGO, Dean-LV	23
ORIACH, Jordy-NM	22
CARRIS, Akili-NM	18
OTT, Ethan-NM	17
BALL, Michael-NV	16

DOUBLES

ASBY, Will-NM	9
ORIACH, Jordy-NM	9
WALKER, Khalil-NM	7
MORAN, CJ-SD	7
Zapp, Walker-AF	7

TRIPLES

WALKER, Khalil-NM	4
RUTTER, Drew-SD	3
JACKSON, Jake-SD	3
KELLY, Zane-SD	2
Zapp, Walker-AF	2

HOME RUNS

TOIGO, Dean-LV	6
BALL, Michael-NV	6
ORIACH, Jordy-NM	6
MCALISTER, Josh-NM	5
SHEFF, Cooper-LV	4

TOTAL BASES

ORIACH, Jordy-NM	58
WALKER, Khalil-NM	45
BALL, Michael-NV	42
TOIGO, Dean-LV	41
Zapp, Walker-AF	38

STOLEN BASES

	sb-att
MCALISTER, Josh-NM	6-6
Lewis, Jeriah-SJ	6-8

4 tied with 5 stolen base(s)

STRIKEOUTS

	ip	so
ANKER, Jack-FS	23.2	26
CREMAROSA, Aidan-FS	19.2	25
LANE, Carson-LV	18.0	24
FOSHER, Peyton-NV	22.2	24

2 tied with 22 strikeout(s)

2025 NCAA RANKING SUMMARY (TEAM)

Statistic	National Rank	Conference Rank	Value	National Leader	Value	Conference Leader	Value
Base on Balls (299 ranked)	141	1	75	VMI	172	New Mexico	75
Batting Average (299 ranked)	28	1	0.322	UCF	0.363	New Mexico	0.322
Double Plays (295 ranked)	39	1	14	Southeastern La. USC Upstate	20 20	Air Force New Mexico San Diego St.	14 14 14
Double Plays Per Game (299 ranked)	70	1	0.82	Creighton	1.50	Air Force New Mexico San Diego St.	0.82 0.82 0.82
Doubles (299 ranked)	6	1	45	Georgia Tech	51	New Mexico	45
Doubles Per Game (298 ranked)	11	1	2.65	Fairfield	3.23	New Mexico	2.65
Earned Run Average (299 ranked)	258	8	8.58	Tennessee	1.77	San Jose St.	4.09
Fielding Percentage (299 ranked)	93	3	0.973	Arkansas	0.989	Fresno St.	0.974
Hit Batters (299 ranked)	84	4	27	Coppin St.	47	San Diego St.	38
Hit by Pitch (299 ranked)	124	3	24	UC Irvine	56	Washington St.	37
Hits (299 ranked)	21	1	186	UTSA	211	New Mexico	186
Hits Allowed Per Nine Innings (299 ranked)	247	8	11.54	Tennessee	5.39	San Jose St.	8.68
Home Runs (297 ranked)	45	1	22	Tennessee	50	New Mexico	22
Home Runs Per Game (299 ranked)	58	1	1.29	Tennessee	2.94	New Mexico	1.29
On Base Percentage (299 ranked)	66	1	0.415	VMI	0.525	New Mexico	0.415
Runs (299 ranked)	53	1	135	VMI	225	New Mexico	135
Sacrifice Bunts (272 ranked)	100	5	7	Louisiana	21	San Diego St.	12
Sacrifice Flies (290 ranked)	40	1	10	Oregon	19	New Mexico	10
Scoring (299 ranked)	71	1	7.9	VMI	13.2	New Mexico	7.9
Shutouts (59 ranked)	59	1	1	Jacksonville St. Oregon	4 4	New Mexico UNLV	1 1
Slugging Percentage (299 ranked)	21	1	0.542	Tennessee	0.690	New Mexico	0.542
Stolen Bases (297 ranked)	149	3	19	VMI	114	Air Force	24
Stolen Bases Per Game (299 ranked)	167	3	1.12	VMI	6.71	Air Force	1.41
Strikeout-to-Walk Ratio (299 ranked)	138	4	1.83	UTSA	4.59	Fresno St.	2.11
Strikeouts Per Nine Innings (299 ranked)	184	5	8.2	Wake Forest	13.9	UNLV	10.5
Triple Plays (1 ranked)				UIC	1		
Triples (241 ranked)	11	1	8	Tarleton St.	13	New Mexico San Diego St.	8 8
Triples Per Game (285 ranked)	14	1	0.47	Central Conn. St.	1.00	New Mexico San Diego St.	0.47 0.47
WHIP (299 ranked)	200	5	1.78	Tennessee	0.93	San Jose St.	1.41
WL Pct (294 ranked)	156	4	0.471	Tennessee	1.000	UNLV	0.688
Walks Allowed Per Nine Innings (299 ranked)	104	4	4.48	UTSA	2.19	Fresno St.	3.93

2025 NCAA RANKING SUMMARY (INDIVIDUALS)

Statistic	Player	National Rank	Conference Rank	Value	National Leader	Value	Conference Leader	Value
Base on Balls (116 ranked)					Kaleb Freeman, Georgia St.	28	Tripp Garrish, Air Force	14
Base on Balls Per Game (145 ranked)					Kaleb Freeman, Georgia St.	1.56	Paul Myro IV, UNLV	0.92
Batting Average (249 ranked)	Jordy Oriach	57	2	0.433	Edian Espinal, UCF	0.524	Alex Fernandes, San Jose St.	0.449
Complete Games (2 ranked)					Ryan Marohn, NC State	2	Alessandro Castro, Nevada LJ Mercurius, UNLV	1 1
Doubles (127 ranked)	Will Asby Jordy Oriach Khalil Walker	11 11 56	1 1 3	9 9 7	Kaleb Freeman, Georgia St.	12	Will Asby, New Mexico Jordy Oriach, New Mexico	9 9
Doubles Per Game (150 ranked)	Will Asby Jordy Oriach Khalil Walker	31 31 135	1 1 5	0.53 0.53 0.41	Nick Sturino, Fairfield	0.85	Will Asby, New Mexico Jordy Oriach, New Mexico	0.53 0.53
Earned Run Average (196 ranked)					4 players tied	0.00	EJ McGrew, San Jose St.	0.56
Games Started (20 ranked)	Dayne Pengelly Diego Alvarez Ryan Castillo David Lopez	5 20 20 20	1 3 3 3	5 4 4 4	4 players tied	6	Aidan Cremarosa, Fresno St. Dayne Pengelly, New Mexico	5 5
Hit Batters (88 ranked)	David Lopez Dayne Pengelly	88 88	5 5	5 5	Jeremiah Eneix, Coppin St. PJ Rogan, Sacred Heart	11 11	Davis Rhyne, Air Force Garvey Rumary, San Diego St.	7 7
Hit By Pitch Per Game (148 ranked)					Taylor Holder, Nevada	0.83	Taylor Holder, Nevada	0.83
Hit by Pitch (111 ranked)					Robbie Burnett, Georgia Thomas Lyssy, UIW	14 14	Taylor Holder, Nevada	10
Hits (108 ranked)	Jordy Oriach Khalil Walker	15 108	1 4	29 24	James Quinn-Irons, George Mason	36	Jordy Oriach, New Mexico	29
Hits Allowed Per Nine Innings (150 ranked)					Liam O'Brien, Hawaii	1.69	Jesse Gutierrez, San Jose St.	5.81
Hits Per Game (142 ranked)	Jordy Oriach Akili Carris	38 142	2 4	1.71 1.50	Dean Ferrara, Fairfield	2.23	Jason Hefft, UNLV	1.75
Home Runs (96 ranked)	Jordy Oriach Josh McAlister	53 96	1 4	6 5	Justin Lebron, Alabama	11	Michael Ball, Nevada Jordy Oriach, New Mexico Dean Toigo, UNLV	6 6 6
Home Runs Per Game (134 ranked)	Jordy Oriach Josh McAlister	98 134	3 4	0.35 0.31	Jack Moroknek, Butler	0.67	Michael Ball, Nevada Dean Toigo, UNLV	0.38 0.38
On Base Percentage (150 ranked)	Jordy Oriach	143	2	0.513	Bradley Garner, VMI	0.649	Alex Fernandes, San Jose St.	0.556
Pitching Appearances (147 ranked)	Josh Barnhouse	12	2	9	CJ Lewis, Jackson St.	12	Issac Araiza, San Diego St.	10
Runs (136 ranked)	Jordy Oriach	80	1	21	Cole Raile, VMI	35	Jordy Oriach, New Mexico	21
Runs Batted In (145 ranked)	Jordy Oriach	70	2	22	Justin Lebron, Alabama	43	Dean Toigo, UNLV	23
Runs Batted In Per Game (149 ranked)	Ethan Ott Jordy Oriach Akili Carris	103 109 118	2 3 4	1.31 1.29 1.29	Justin Lebron, Alabama	2.39	Dean Toigo, UNLV	1.44
Runs Per Game (149 ranked)	Jordy Oriach	129	1	1.24	Cole Raile, VMI	2.06	Jordy Oriach, New Mexico	1.24
Sacrifice Bunts (138 ranked)	Will Asby Cooper Brass Khalil Walker	138 138 138	7 7 7	2 2 2	Cam Burdick, Cal St. Fullerton Joey Wright, UC Davis	7 7	Drew Rutter, San Diego St.	4
Sacrifice Bunts Per Game (144 ranked)	Cooper Brass	144	5	0.15	Cam Burdick, Cal St. Fullerton	0.58	Drew Rutter, San Diego St.	0.24
Sacrifice Flies (89 ranked)	Cooper Brass Ethan Ott	24 24	1 1	3 3	Ozzie Pratt, Southern Miss.	6	5 players tied	3
Saves (179 ranked)	Ty Cunningham Daxton Purser	9 179	1 6	4 1	Richie Roman, Houston	6	Ty Cunningham, New Mexico	4
Slugging Percentage (248 ranked)	Jordy Oriach Khalil Walker Josh McAlister	28 157 242	1 2 4	0.866 0.692 0.646	Ryland Zaborowski, Georgia	1.096	Jordy Oriach, New Mexico	0.866
Stolen Bases (125 ranked)					Owen Prince, VMI	30		
Stolen Bases Per Game (148 ranked)					Owen Prince, VMI	1.76		

2025 MISCELLANEOUS HITTING

Multiple Hit Games	2	3	4	5+	Total
10 ORIACH, Jordy	5	4	1	-	10
12 ASBY, Will	8	-	-	-	8
15 WALKER, Khalil	4	3	-	-	7
14 CARRIS, Akili	4	3	-	-	7
47 OTT, Ethan	3	2	-	-	5
9 MCALISTER, Josh	4	1	-	-	5
2 BRASS, Cooper	1	2	-	-	3
3 WASLEFSKY, Karsen	2	1	-	-	3
4 WOOD, Tye	1	1	-	-	2
24 WILLIAMS, Brodey	1	1	-	-	2
20 BANISTER, Luke	2	-	-	-	2
43 TRUJILLO, Gene	1	-	-	-	1
29 HERD, Caleb	1	-	-	-	1
48 NEIL, Andrew	1	-	-	-	1
26 MANSY, Luke	1	-	-	-	1
TEAM	39	18	1	0	58

Multiple RBI Games	2	3	4	5+	Total
14 CARRIS, Akili	3	2	1	-	6
10 ORIACH, Jordy	1	4	1	-	6
47 OTT, Ethan	4	-	2	-	6
9 MCALISTER, Josh	2	-	1	-	3
15 WALKER, Khalil	3	-	-	-	3
2 BRASS, Cooper	2	-	-	-	2
3 WASLEFSKY, Karsen	1	1	-	-	2
20 BANISTER, Luke	1	-	1	-	2
12 ASBY, Will	2	-	-	-	2
4 WOOD, Tye	1	-	-	-	1
29 HERD, Caleb	1	-	-	-	1
43 TRUJILLO, Gene	1	-	-	-	1
5 MILLER, Shane	1	-	-	-	1
TEAM	23	7	6	0	36

Hitting Streaks	Longest	Current
14 CARRIS, Akili	10	1
15 WALKER, Khalil	10	2
12 ASBY, Will	8	4
10 ORIACH, Jordy	8	2
9 MCALISTER, Josh	7	-
2 BRASS, Cooper	6	1
47 OTT, Ethan	5	1
3 WASLEFSKY, Karsen	5	-
29 HERD, Caleb	3	3
24 WILLIAMS, Brodey	3	2
20 BANISTER, Luke	3	-
4 WOOD, Tye	2	-
43 TRUJILLO, Gene	2	-
26 MANSY, Luke	1	1
48 NEIL, Andrew	1	1

Reached Base Streaks	Longest	Current
12 ASBY, Will	13	13
10 ORIACH, Jordy	13	13
14 CARRIS, Akili	11	1
15 WALKER, Khalil	10	2
2 BRASS, Cooper	10	1
47 OTT, Ethan	9	1
9 MCALISTER, Josh	9	1
24 WILLIAMS, Brodey	8	8
3 WASLEFSKY, Karsen	5	-
4 WOOD, Tye	4	3
43 TRUJILLO, Gene	4	4
20 BANISTER, Luke	3	-
29 HERD, Caleb	3	3
48 NEIL, Andrew	3	3
26 MANSY, Luke	3	1
5 MILLER, Shane	1	-

2025 NEW MEXICO GAMES SUMMARY

Score by innings	1	2	3	4	5	6	7	8	9	Total
New Mexico	23	30	23	9	11	16	9	9	5	135
Opponents	16	16	13	12	25	11	31	7	16	147

Record when ...

Overall	8-9	After 6 leading	8-3
Conference	0-0 trailing	0-6
Non-Conference	8-9 tied	0-0
Home games	6-3	After 7 leading	7-2
Away games	0-5 trailing	0-5
Neutral site	2-1 tied	0-0
Day games	6-8	After 8 leading	7-2
Night games	2-1 trailing	0-5
vs Left starter	1-0 tied	0-0
vs Right starter	7-9	Hit 0 home runs	0-5
1-Run games	2-3	... 1 home run	5-2
2-Run games	1-0	... 2+ home runs	3-2
5+Run games	3-3	Opponent 0 home runs	2-5
Extra innings	0-0 1 home run	3-2
Shutouts	1-2 2+ HRs	3-2
Scoring 0-2 runs	0-2	Made 0 errors	4-1
..... 3-5 runs	1-3 1 error	3-6
..... 6-9 runs	3-1 2+ errors	1-2
..... 10+ runs	4-3	Opp. made 0 errors	3-5
Opponent 0-2 runs	1-0 1 error	4-2
..... 3-5 runs	3-2 2+ errors	1-2
..... 6-9 runs	3-1	Out-hit opponent	6-4
..... 10+ runs	1-6	Out-hit by opponent	2-3
Scored in 1st inning	4-5	Hits are tied	0-2
Opp. scored in 1st	3-5		
Scores first	5-2		
Opp. scores first	3-7		

Record when team scores:

Runs	0	1	2	3	4	5	6	7	8	9	10+
W-L	0-2	0-0	0-0	0-1	0-2	1-0	0-1	1-0	1-0	1-0	4-3

Record when opponent scores:

Runs	0	1	2	3	4	5	6	7	8	9	10+
W-L	1-0	0-0	0-0	1-0	2-2	0-0	1-0	1-0	0-0	1-1	1-6

Record when leading after:

Inn.	1	2	3	4	5	6	7	8
W-L	3-3	8-4	8-4	8-5	8-4	8-3	7-2	7-2

Record when trailing after:

Inn.	1	2	3	4	5	6	7	8
W-L	1-2	0-3	0-3	0-4	0-5	0-6	0-5	0-5

Record when tied after:

Inn.	1	2	3	4	5	6	7	8
W-L	4-4	0-2	0-2	0-0	0-0	0-0	0-0	0-0

Current losing streak: 4

Longest winning streak: 3

Longest losing streak: 4

Home attendance : 4453 (7 dates avg = 636)

Away attendance : 4539 (8 dates avg = 567)

Total attendance: 8992 (15 dates avg = 599)

2025 BATTING LEADERS

Hitting minimums - 1 Games 1 AB 2.0 AB/Game 1 TPA 2.0 TPA/Game
Pitching minimums - 1 Games 1.0 IP/Game

Batting avg		Slugging pct		On base pct	
1. 10 ORIACH, Jordy	.433	1. 10 ORIACH, Jordy	.866	1. 10 ORIACH, Jordy	.513
2. 15 WALKER, Khalil	.369	2. 15 WALKER, Khalil	.692	2. 9 MCALISTER, Josh	.476
3. 14 CARRIS, Akili	.362	3. 9 MCALISTER, Josh	.646	3. 2 BRASS, Cooper	.411
4. 2 BRASS, Cooper	.333	4. 47 OTT, Ethan	.577	4. 15 WALKER, Khalil	.397
5. 47 OTT, Ethan	.327	5. 12 ASBY, Will	.507	5. 47 OTT, Ethan	.397
Runs scored		Hits		Runs batted in	
1. 10 ORIACH, Jordy	21	1. 10 ORIACH, Jordy	29	1. 10 ORIACH, Jordy	22
2. 12 ASBY, Will	18	2. 15 WALKER, Khalil	24	2. 14 CARRIS, Akili	18
3. 15 WALKER, Khalil	14	3. 14 CARRIS, Akili	21	3. 47 OTT, Ethan	17
4. 9 MCALISTER, Josh	13	4. 12 ASBY, Will	20	4. 9 MCALISTER, Josh	12
47 OTT, Ethan	13	5. 47 OTT, Ethan	17	5. 15 WALKER, Khalil	9
Doubles		Triples		Home runs	
1. 10 ORIACH, Jordy	9	1. 15 WALKER, Khalil	4	1. 10 ORIACH, Jordy	6
12 ASBY, Will	9	2. 10 ORIACH, Jordy	1	2. 9 MCALISTER, Josh	5
3. 15 WALKER, Khalil	7	3 WASLEFSKY, Karsen	1	3. 47 OTT, Ethan	2
4. 47 OTT, Ethan	5	4 WOOD, Tye	1	12 ASBY, Will	2
5. 2 tied at.....	3	47 OTT, Ethan	1	15 WALKER, Khalil	2
Total bases		Walks		Hit by pitch	
1. 10 ORIACH, Jordy	58	1. 9 MCALISTER, Josh	11	1. 9 MCALISTER, Josh	4
2. 15 WALKER, Khalil	45	2. 4 WOOD, Tye	9	2. 4 WOOD, Tye	3
3. 12 ASBY, Will	35	10 ORIACH, Jordy	9	47 OTT, Ethan	3
4. 9 MCALISTER, Josh	31	4. 2 BRASS, Cooper	8	43 TRUJILLO, Gene	3
5. 47 OTT, Ethan	30	5. 2 tied at....	7	10 ORIACH, Jordy	3
Sac bunts		Sac flies		Stolen bases	
1. 15 WALKER, Khalil	2	1. 47 OTT, Ethan	3	1. 9 MCALISTER, Josh	6
2 BRASS, Cooper	2	2 BRASS, Cooper	3	2. 2 BRASS, Cooper	3
12 ASBY, Will	2	3. 4 tied at.....	1	3. 4 WOOD, Tye	2
4. 9 MCALISTER, Josh	1			3 WASLEFSKY, Karsen	2
				15 WALKER, Khalil	2
Caught stealing		Steal attempts		Stolen base pct	
1. 14 CARRIS, Akili	2	1. 9 MCALISTER, Josh	6	1. 12 ASBY, Will	1.000
2. 5 tied at.....	1	2. 2 BRASS, Cooper	4	9 MCALISTER, Josh	1.000
		3. 15 WALKER, Khalil	3	3. 2 BRASS, Cooper	.750
		3 WASLEFSKY, Karsen	3	4. 15 WALKER, Khalil	.667
		14 CARRIS, Akili	3	3 WASLEFSKY, Karsen	.667
Strikeouts		Grounded into DP		Total plate appearances	
1. 9 MCALISTER, Josh	18	1. 6 tied at.....	2	1. 10 ORIACH, Jordy	80
2. 47 OTT, Ethan	15			12 ASBY, Will	80
3. 14 CARRIS, Akili	13			3. 15 WALKER, Khalil	70
4. 43 TRUJILLO, Gene	9			4. 9 MCALISTER, Josh	64
12 ASBY, Will	9			5. 47 OTT, Ethan	63
At bats		Games played		Game starts	
1. 12 ASBY, Will	69	1. 12 ASBY, Will	17	1. 12 ASBY, Will	17
2. 10 ORIACH, Jordy	67	15 WALKER, Khalil	17	10 ORIACH, Jordy	17
3. 15 WALKER, Khalil	65	10 ORIACH, Jordy	17	15 WALKER, Khalil	17
4. 14 CARRIS, Akili	58	4. 9 MCALISTER, Josh	16	4. 9 MCALISTER, Josh	15
5. 47 OTT, Ethan	52	5. 14 CARRIS, Akili	14	5. 14 CARRIS, Akili	14
Games as sub					
1. 26 MANSY, Luke	5				
48 NEIL, Andrew	5				
3. 4 WOOD, Tye	4				
4. 5 MILLER, Shane	2				
5. 4 tied at.....	1				

2025 PITCHING LEADERS

Hitting minimums - 1 Games 1 AB 2.0 AB/Game 1 TPA 2.0 TPA/Game
Pitching minimums - 1 Games 1.0 IP/Game

Earned run avg		Opposing bat avg		Won-loss pct	
1. 34 BARNHOUSE, Josh	3.18	1. 34 BARNHOUSE, Josh	.226	1. 34 BARNHOUSE, Josh	1.000
2. 39 CASTILLO, Ryan	5.00	2. 31 PENGELLY, Dayne	.279	31 PENGELLY, Dayne	1.000
3. 31 PENGELLY, Dayne	7.79	3. 39 CASTILLO, Ryan	.301	3. 39 CASTILLO, Ryan	.667
4. 8 ALVAREZ, Diego	9.45	4. 8 ALVAREZ, Diego	.337	4. 8 ALVAREZ, Diego	.333
Wins		Losses		Saves	
1. 39 CASTILLO, Ryan	2	1. 8 ALVAREZ, Diego	2	1. 23 CUNNINGHAM, Ty	4
2. 6 tied at.....	1	27 LOPEZ, David	2	2. 33 PURSER, Daxton	1
		33 PURSER, Daxton	2		
		4. 3 tied at.....	1		
Innings pitched		Batters struck out		Appearances	
1. 8 ALVAREZ, Diego	20.0	1. 33 PURSER, Daxton	22	1. 34 BARNHOUSE, Josh	9
2. 39 CASTILLO, Ryan	18.0	2. 39 CASTILLO, Ryan	17	2. 25 WISEMAN, Luke	6
3. 31 PENGELLY, Dayne	17.1	3. 8 ALVAREZ, Diego	15	23 CUNNINGHAM, Ty	6
4. 34 BARNHOUSE, Josh	17.0	4. 31 PENGELLY, Dayne	14	33 PURSER, Daxton	6
		27 LOPEZ, David	14	5. 2 tied at.....	5
Games started		Games finished		Games in relief	
1. 31 PENGELLY, Dayne	5	1. 23 CUNNINGHAM, Ty	5	1. 34 BARNHOUSE, Josh	9
2. 27 LOPEZ, David	4	2. 33 PURSER, Daxton	4	2. 33 PURSER, Daxton	6
8 ALVAREZ, Diego	4	3. 34 BARNHOUSE, Josh	3	23 CUNNINGHAM, Ty	6
39 CASTILLO, Ryan	4	4. 5 tied at.....	1	25 WISEMAN, Luke	6
				5. 49 MESSMORE, Jack	5
Wild pitches		Balks		Hit batters	
1. 27 LOPEZ, David	5	1. 49 MESSMORE, Jack	1	1. 31 PENGELLY, Dayne	5
2. 11 CORNELIUS, Matt	2			27 LOPEZ, David	5
33 PURSER, Daxton	2			3. 8 ALVAREZ, Diego	4
39 CASTILLO, Ryan	2			4. 11 CORNELIUS, Matt	3
5. 3 tied at.....	1			5. 2 tied at.....	2
Intentional BB allowed		Runners picked off		Batters SO out looking	
		1. 8 ALVAREZ, Diego	1	1. 31 PENGELLY, Dayne	8
		11 CORNELIUS, Matt	1	2. 39 CASTILLO, Ryan	7
				3. 27 LOPEZ, David	4
				23 CUNNINGHAM, Ty	4
				33 PURSER, Daxton	4
Sac bunts allowed		Sac flies allowed		Hits allowed	
1. 23 CUNNINGHAM, Ty	1	1. 49 MESSMORE, Jack	3	1. 34 BARNHOUSE, Josh	14
11 CORNELIUS, Matt	1	2. 34 BARNHOUSE, Josh	2	2. 31 PENGELLY, Dayne	19
		8 ALVAREZ, Diego	2	3. 39 CASTILLO, Ryan	22
		4. 6 tied at.....	1	4. 8 ALVAREZ, Diego	29
Runs allowed		Earned runs allowed		Walks allowed	
1. 34 BARNHOUSE, Josh	6	1. 34 BARNHOUSE, Josh	6	1. 34 BARNHOUSE, Josh	1
2. 39 CASTILLO, Ryan	13	2. 39 CASTILLO, Ryan	10	2. 8 ALVAREZ, Diego	3
3. 31 PENGELLY, Dayne	16	3. 31 PENGELLY, Dayne	15	3. 39 CASTILLO, Ryan	8
4. 8 ALVAREZ, Diego	21	4. 8 ALVAREZ, Diego	21	4. 31 PENGELLY, Dayne	12
Doubles allowed		Triples allowed		Home runs allowed	
1. 34 BARNHOUSE, Josh	3	1. 31 PENGELLY, Dayne	1	1. 31 PENGELLY, Dayne	0
2. 39 CASTILLO, Ryan	4	39 CASTILLO, Ryan	1	2. 39 CASTILLO, Ryan	1
3. 8 ALVAREZ, Diego	5	3. 34 BARNHOUSE, Josh	3	34 BARNHOUSE, Josh	1
31 PENGELLY, Dayne	5	4. 8 ALVAREZ, Diego	5	4. 8 ALVAREZ, Diego	3

2025 STARTERS BY POSITION + LINEUP

Player	GS	Position										Batting Order									
		p	c	1b	2b	3b	ss	lf	cf	rf	of	dh	1st	2nd	3rd	4th	5th	6th	7th	8th	9th
12 ASBY, Will	17	17	.	.	.	13	.	1	1	.	2	.	.
10 ORIACH, Jordy	17	8	.	.	.	9	.	.	17
15 WALKER, Khalil	17	17	.	.	.	2	15
9 MCALISTER, Josh	15	.	.	.	6	3	5	1	.	.	.	1	.	5	6	3	.
14 CARRIS, Akili	14	12	2	5	8	1	.	.
47 OTT, Ethan	13	.	.	13	13
2 BRASS, Cooper	12	.	.	.	10	2	11	1	.	.	.
3 WASLEFSKY, Karsen	12	12	1	.	1	2	6	2
24 WILLIAMS, Brodey	8	.	8	6	.	2	.	.
4 WOOD, Tye	8	8	4	4
43 TRUJILLO, Gene	7	.	.	4	3	3	2	2	.	.
29 HERD, Caleb	5	.	5	5
31 PENGELLY, Dayne	5	5
8 ALVAREZ, Diego	4	4
39 CASTILLO, Ryan	4	4
20 BANISTER, Luke	4	.	4	1	.	.	1	2	.
27 LOPEZ, David	4	4
26 MANSY, Luke	2	2	2
48 NEIL, Andrew	1	1	1
5 MILLER, Shane	1	.	.	.	1	1	.	.

2025 INDIVIDUAL SINGLE-GAME HIGHS

Batting

At bats:	6	-	(9 times)
Runs scored:	4	-	ORIACH, Jordy vs N. Colorado (Feb 23, 2025)
Hits:	4	-	ORIACH, Jordy vs Rhode Island (Feb 28, 2025)
RBI:	4	-	(6 times)
Doubles:	2	-	(8 times)
Triples:	1	-	(8 times)
Home runs:	2	-	MCALISTER, Josh vs Rhode Island (Feb 28, 2025)
	2	-	ORIACH, Jordy at Tarleton State (Mar 07, 2025)
Total bases:	9	-	ORIACH, Jordy vs Rhode Island (Feb 28, 2025)
Walks:	3	-	OTT, Ethan vs N. Colorado (Feb 23, 2025)
	3	-	BRASS, Cooper vs Rhode Island (Mar 01, 2025)
Strikeouts:	3	-	(9 times)
Sac hits:	2	-	ASBY, Will vs Seton Hall (Feb 16, 2025 at Scottsdale, Ariz.)
	2	-	WALKER, Khalil vs N. Colorado (Feb 22, 2025)
Sac flies:	2	-	OTT, Ethan vs Seton Hall (Feb 16, 2025 at Scottsdale, Ariz.)
Stolen bases:	2	-	MCALISTER, Josh vs N. Colorado (Feb 21, 2025)
	2	-	MCALISTER, Josh vs Rhode Island (Mar 01, 2025)
	2	-	WOOD, Tye vs Rhode Island (Mar 02, 2025)
Hit by pitch:	2	-	MCALISTER, Josh vs Rhode Island (Mar 02, 2025)
	2	-	WOOD, Tye vs Rhode Island (Mar 02, 2025)
Caught stealing:	1	-	(7 times)
Runners LOB:	6	-	ORIACH, Jordy vs Austin Peay (Feb 14, 2025 at Mesa, Arizona)

Fielding

Putouts:	12	-	HERD, Caleb vs UC Irvine (Feb 15, 2025 at Mesa, AZ)
	12	-	OTT, Ethan vs Rhode Island (Mar 02, 2025)
Assists:	7	-	MCALISTER, Josh vs Rhode Island (Mar 02, 2025)
Errors:	1	-	(16 times)
Passed balls:	3	-	BANISTER, Luke at Tarleton State (Mar 08, 2025)

Pitching

Innings pitched:	6.0	-	ALVAREZ, Diego vs N. Colorado (Feb 22, 2025)
Runs allowed:	9	-	PURSER, Daxton vs N. Colorado (Feb 22, 2025)
	9	-	ALVAREZ, Diego vs Rhode Island (Feb 28, 2025)
Earned runs:	9	-	PURSER, Daxton vs N. Colorado (Feb 22, 2025)
	9	-	ALVAREZ, Diego vs Rhode Island (Feb 28, 2025)
Walks allowed:	4	-	PENGELLY, Dayne vs Rhode Island (Mar 02, 2025)
	4	-	PENGELLY, Dayne at Tarleton State (Mar 09, 2025)
Strikeouts:	6	-	CASTILLO, Ryan vs Rhode Island (Mar 02, 2025)
Hits allowed:	9	-	(4 times)
Doubles allowed:	4	-	PURSER, Daxton vs N. Colorado (Feb 22, 2025)
Triples allowed:	2	-	ALVAREZ, Diego vs Rhode Island (Feb 28, 2025)
	2	-	ALVAREZ, Diego at Tarleton State (Mar 07, 2025)
	2	-	LOPEZ, David at Tarleton State (Mar 08, 2025)
Homers allowed:	3	-	LOPEZ, David vs Rhode Island (Mar 01, 2025)
Wild pitches:	3	-	LOPEZ, David vs UC Irvine (Feb 15, 2025 at Mesa, AZ)
Hit batters:	3	-	LOPEZ, David vs N. Colorado (Feb 22, 2025)

2025 TEAM SINGLE-GAME HIGHS

Batting

At bats:	48	-	vs N. Colorado (Feb 21, 2025)
Runs scored:	15	-	vs N. Colorado (Feb 21, 2025)
	15	-	vs Rhode Island (Mar 01, 2025)
Hits:	23	-	vs N. Colorado (Feb 21, 2025)
RBIs:	14	-	vs N. Colorado (Feb 21, 2025)
Doubles:	6	-	vs N. Colorado (Feb 21, 2025)
Triples:	2	-	vs Austin Peay (Feb 14, 2025 at Mesa, Arizona)
Home runs:	5	-	vs N. Colorado (Feb 22, 2025)
Total bases:	37	-	vs N. Colorado (Feb 22, 2025)
Walks:	11	-	vs Rhode Island (Mar 02, 2025)
Strikeouts:	15	-	vs Austin Peay (Feb 14, 2025 at Mesa, Arizona)
Sac hits:	3	-	vs Seton Hall (Feb 16, 2025 at Scottsdale, Ariz.)
Sac flies:	2	-	vs Seton Hall (Feb 16, 2025 at Scottsdale, Ariz.)
	2	-	vs N. Colorado (Feb 22, 2025)
Stolen bases:	5	-	vs N. Colorado (Feb 21, 2025)
Hit by pitch:	5	-	vs Austin Peay (Feb 14, 2025 at Mesa, Arizona)
	5	-	vs Rhode Island (Mar 02, 2025)
Caught stealing:	2	-	vs N. Colorado (Feb 23, 2025)
Runners LOB:	13	-	vs Austin Peay (Feb 14, 2025 at Mesa, Arizona)
Hit into DP:	2	-	(4 times)

Fielding

Putouts:	27	-	(11 times)
Assists:	17	-	vs Rhode Island (Mar 02, 2025)
Errors:	3	-	at Tarleton State (Mar 07, 2025)
Passed balls:	3	-	at Tarleton State (Mar 08, 2025)
DPs turned:	2	-	vs N. Colorado (Feb 23, 2025)
	2	-	vs NM State (Feb 25, 2025)
	2	-	vs Rhode Island (Mar 01, 2025)

Pitching

Innings pitched:	9.0	-	(11 times)
Runs allowed:	18	-	vs UC Irvine (Feb 15, 2025 at Mesa, AZ)
Earned runs:	17	-	vs UC Irvine (Feb 15, 2025 at Mesa, AZ)
Walks allowed:	9	-	vs UC Irvine (Feb 15, 2025 at Mesa, AZ)
Strikeouts:	13	-	vs UC Irvine (Feb 15, 2025 at Mesa, AZ)
Hits allowed:	20	-	vs N. Colorado (Feb 21, 2025)
Doubles allowed:	6	-	vs N. Colorado (Feb 21, 2025)
Triples allowed:	3	-	vs Rhode Island (Feb 28, 2025)
	3	-	vs Rhode Island (Mar 01, 2025)
	3	-	at Tarleton State (Mar 07, 2025)
Homers allowed:	4	-	vs Rhode Island (Mar 01, 2025)
Wild pitches:	3	-	vs UC Irvine (Feb 15, 2025 at Mesa, AZ)
	3	-	vs N. Colorado (Feb 22, 2025)
Hit batters:	5	-	vs UC Irvine (Feb 15, 2025 at Mesa, AZ)

2025 GAME BY GAME

Date	Opponent	ab	r	h	rbi	2b	3b	hr	tb	bb	ibb	sb	cs	hbp	sac	sf	gdp	k	po	a	e	lob	avg
Feb 14	vs Austin Peay	38	9	11	9	4	2	1	22	6	0	0	0	5	0	0	0	15	27	5	0	13	.289
Feb 15	vs UC Irvine	30	4	4	4	2	0	1	9	4	0	0	0	1	0	1	0	10	27	7	2	5	.221
Feb 16	vs Seton Hall	25	5	8	4	1	0	1	12	3	0	1	0	0	3	2	1	3	27	6	0	4	.247
Feb 18	at Arizona	24	0	4	0	0	0	0	4	0	0	0	1	1	0	0	0	6	19	6	1	4	.231
Feb 21	N. COLORADO	48	15	23	14	6	0	0	29	3	0	5	0	1	0	1	1	6	27	12	1	11	.303
Feb 22	N. COLORADO	41	11	16	8	4	1	0	22	2	0	1	1	1	2	2	0	5	27	7	1	10	.320
Feb 22	N. COLORADO	39	13	16	13	4	1	5	37	7	0	0	0	1	0	0	1	7	27	11	1	10	.335
Feb 23	N. COLORADO	34	12	14	11	2	0	2	22	6	0	4	2	2	0	1	2	4	27	14	1	7	.344
Feb 25	NM STATE	32	7	9	7	1	1	1	15	2	0	0	0	3	0	1	1	9	27	14	0	7	.338
Feb 28	RHODE ISLAND	42	13	15	12	4	1	4	33	6	0	0	0	0	1	0	2	5	27	14	1	9	.340
Mar 01	RHODE ISLAND	39	15	17	13	5	0	1	25	8	0	2	0	1	0	1	1	9	27	13	1	10	.349
Mar 02	RHODE ISLAND	27	8	10	6	3	1	2	21	6	0	1	0	0	0	0	1	2	21	11	0	7	.351
Mar 02	RHODE ISLAND	29	10	6	9	0	1	1	11	11	0	3	1	5	0	0	2	6	27	17	2	11	.342
Mar 07	at Tarleton State	36	4	10	4	4	0	2	20	1	0	1	0	2	1	0	0	11	24	8	3	9	.337
Mar 08	at Tarleton State	24	0	3	0	0	0	0	3	4	0	0	0	0	0	0	1	6	18	11	0	7	.327
Mar 08	at Tarleton State	38	6	13	6	2	0	1	18	3	0	0	1	0	0	1	0	4	24	10	1	9	.328
Mar 09	at Tarleton State	32	3	7	3	3	0	0	10	3	0	1	1	1	0	0	0	11	25	9	1	6	.322
Totals		578	135	186	123	45	8	22	313	75	0	19	7	24	7	10	13	119	428	175	16	139	.322

Date	Opponent	ip	h	r	er	bb	so	2b	3b	hr	wp	bk	hbp	dp	ibb	score	w-l	sv	era
Feb 14	vs Austin Peay	9.0	8	6	6	3	10	1	1	2	1	0	1	0	0	9-6	1-0	1	6.00
Feb 15	vs UC Irvine	9.0	15	18	17	9	13	5	0	2	3	0	5	0	0	4-18	1-1	1	11.50
Feb 16	vs Seton Hall	9.0	10	3	3	2	8	3	1	0	0	0	1	0	0	5-3	2-1	2	8.67
Feb 18	at Arizona	6.1	11	10	10	3	6	3	2	1	1	0	2	0	0	0-10	2-2	2	9.72
Feb 21	N. COLORADO	9.0	20	16	15	2	7	6	0	0	1	0	2	1	0	15-16	2-3	2	10.84
Feb 22	N. COLORADO	9.0	15	15	14	7	8	5	1	0	3	0	4	1	0	11-15	2-4	2	11.40
Feb 22	N. COLORADO	9.0	9	4	4	3	8	1	0	1	0	0	1	1	0	13-4	3-4	3	10.29
Feb 23	N. COLORADO	9.0	12	7	6	3	7	2	0	1	1	0	1	2	0	12-7	4-4	3	9.74
Feb 25	NM STATE	9.0	2	0	0	3	9	1	0	0	0	0	1	2	0	7-0	5-4	3	8.62
Feb 28	RHODE ISLAND	9.0	14	14	14	4	9	3	3	3	0	0	2	1	0	13-14	5-5	3	9.17
Mar 01	RHODE ISLAND	9.0	16	14	14	6	4	1	3	4	1	0	0	2	0	15-14	6-5	4	9.62
Mar 02	RHODE ISLAND	7.0	9	4	4	3	6	0	2	2	0	0	0	1	0	8-4	7-5	4	9.32
Mar 02	RHODE ISLAND	9.0	10	9	8	6	9	4	0	1	1	0	2	1	0	10-9	8-5	5	9.21
Mar 07	at Tarleton State	8.0	10	10	9	4	7	0	3	1	0	1	1	0	0	4-10	8-6	5	9.27
Mar 08	at Tarleton State	6.0	8	4	4	1	4	1	2	0	0	0	2	1	0	0-4	8-7	5	9.12
Mar 08	at Tarleton State	8.0	8	9	6	5	11	4	0	0	2	0	1	0	0	6-9	8-8	5	8.98
Mar 09	at Tarleton State	8.1	7	4	4	7	4	3	1	0	0	0	1	1	0	3-4	8-9	5	8.71
Totals		142.2	184	147	138	71	130	43	19	18	14	1	27	14	0	135-147	8-9	5	8.71

2025 SITUATIONAL GAME BY GAME

Date	Opponent	Total h/ab	vs Left	vs Right	With Runners	Bases Empty	Bases Loaded	With 2-outs	With RBI-op	Reach as Leadoff	3rd and LT 2out	LOB
Feb 14	vs Austin Peay	11-38	1-11	10-27	5-18	6-20	0-4	5-14	4-13	2-9	1-2	13
Feb 15	vs UC Irvine	4-30	2-10	2-20	2-12	2-18	0-0	1-10	1-8	3-9	1-1	5
Feb 16	vs Seton Hall	8-25	5-8	3-17	3-11	5-14	0-0	1-8	2-6	5-8	2-5	4
Feb 18	at Arizona	4-24	0-0	4-24	0-4	4-20	0-0	3-10	0-1	1-7	0-0	4
Feb 21	N. COLORADO	23-48	0-0	23-48	17-31	6-17	1-2	8-16	12-25	3-9	7-10	11
Feb 22	N. COLORADO	16-41	0-0	16-41	9-26	7-15	0-0	6-16	4-16	5-9	3-5	10
Feb 22	N. COLORADO	16-39	0-0	16-39	8-25	8-14	0-0	3-10	4-17	5-9	2-4	10
Feb 23	N. COLORADO	14-34	0-0	14-34	7-19	7-15	3-6	3-9	4-13	5-8	5-8	6
Feb 25	NM STATE	9-32	0-0	9-32	5-16	4-16	1-2	0-8	2-9	4-8	4-5	7
Feb 28	RHODE ISLAND	15-42	0-0	15-42	8-28	7-14	0-0	3-12	5-18	8-9	2-6	9
Mar 01	RHODE ISLAND	17-39	12-24	5-15	10-21	7-18	1-3	5-14	7-15	3-8	3-4	10
Mar 02	RHODE ISLAND	10-27	4-11	6-16	4-14	6-13	0-0	1-6	3-9	2-6	0-1	7
Mar 02	RHODE ISLAND	6-29	1-3	5-26	3-14	3-15	1-4	0-6	2-12	3-8	5-7	11
Mar 07	at Tarleton State	10-36	0-0	10-36	3-15	7-21	0-1	4-13	1-10	3-9	1-3	9
Mar 08	at Tarleton State	3-24	0-0	3-24	1-7	2-17	0-1	1-7	0-6	0-7	0-0	7
Mar 08	at Tarleton State	13-38	4-11	9-27	7-22	6-16	0-0	4-14	3-11	5-9	3-4	9
Mar 09	at Tarleton State	7-32	0-0	7-32	2-19	5-13	0-0	2-9	2-10	5-9	0-0	6
Totals		186-578	29-78	157-500	94-302	92-276	7-23	50-182	56-199	62-141	39-65	138
		.322	.372	.314	.311	.333	.304	.275	.281	.440	.600	

Date	Opponent	Score Score	Total h/ab	vs Left	vs Right	With Runners	Bases Empty	With 2-outs	Reach as Leadoff	Gnd Out	Fly Out	ERA
Feb 14	vs Austin Peay	9-6	8-35	1-7	7-28	3-12	5-23	3-13	2-9	7	10	6.00
Feb 15	vs UC Irvine	4-18	15-38	8-17	7-21	8-24	7-14	0-8	6-9	5	8	11.50
Feb 16	vs Seton Hall	5-3	10-36	2-11	8-25	3-21	7-15	0-8	3-9	7	11	8.67
Feb 18	at Arizona	0-10	11-29	6-17	5-12	7-14	4-15	2-8	4-7	7	6	9.72
Feb 21	N. COLORADO	15-16	20-46	3-6	17-40	17-32	3-14	1-9	4-10	12	7	10.84
Feb 22	N. COLORADO	11-15	15-41	3-4	12-37	12-33	3-8	4-12	5-12	11	7	11.40
Feb 22	N. COLORADO	13-4	9-34	1-4	8-30	3-11	6-23	6-16	2-11	9	8	10.29
Feb 23	N. COLORADO	12-7	12-37	2-5	10-32	6-16	6-21	7-15	2-10	11	7	9.74
Feb 25	NM STATE	7-0	2-27	1-11	1-16	0-9	2-18	2-11	3-13	12	4	8.62
Feb 28	RHODE ISLAND	13-14	14-40	5-18	9-22	5-20	9-20	2-10	6-10	13	4	9.17
Mar 01	RHODE ISLAND	15-14	16-39	8-17	8-22	8-23	8-16	5-12	6-10	11	10	9.62
Mar 02	RHODE ISLAND	8-4	9-28	1-11	8-17	2-9	7-19	4-9	2-9	9	4	9.32
Mar 02	RHODE ISLAND	10-9	10-37	3-14	7-23	5-21	5-16	4-13	4-10	15	1	9.21
Mar 07	at Tarleton State	4-10	10-33	6-16	4-17	7-14	3-19	2-9	2-8	5	10	9.27
Mar 08	at Tarleton State	0-4	8-25	3-9	5-16	4-13	4-12	3-8	3-6	10	3	9.12
Mar 08	at Tarleton State	6-9	8-32	3-14	5-18	6-16	2-16	1-10	2-8	10	3	8.98
Mar 09	at Tarleton State	3-4	7-31	2-15	5-16	4-16	3-15	1-8	4-9	8	11	8.71
Totals		135-147	184-588	58-196	126-392	100-304	84-284	47-179	60-160	162	114	8.71
			.313	.296	.321	.329	.296	.263	.375			

2025 PER-GAME STATISTICS

Record: 8-9 Home: 6-3 Away: 0-5 Neutral: 2-1 MW: 0-0

Player	g	ab	h/g	2b/g	3b/g	hr/g	bb/g	so/g	rbi/g	sb/g	r/g	*ab	*r	*h	*rbi	*bb	*k	*tb	*fly	*gnd
10 ORIACH, Jordy	17	67	1.71	.53	.06	.35	.53	.47	1.29	.06	1.24	83	26	36	27	11	10	72	22	15
15 WALKER, Khalil	17	65	1.41	.41	.24	.12	.12	.24	.53	.12	.82	92	20	34	12	2	5	64	28	24
14 CARRIS, Akili	14	58	1.50	.21	.00	.00	.21	.93	1.29	.07	.50	95	11	34	29	4	21	39	18	19
2 BRASS, Cooper	13	45	1.15	.15	.00	.00	.62	.38	.62	.23	.92	77	20	25	13	13	8	29	18	25
47 OTT, Ethan	13	52	1.31	.38	.08	.15	.38	1.15	1.31	.00	1.00	82	20	26	26	7	23	47	19	14
9 MCALISTER, Josh	16	48	.94	.06	.00	.31	.69	1.13	.75	.38	.81	75	20	23	18	17	28	48	12	10
12 ASBY, Will	17	69	1.18	.53	.00	.12	.41	.53	.41	.06	1.06	86	22	25	8	8	11	43	27	22
3 WASLEFSKY, Karse	12	44	.92	.17	.08	.08	.25	.58	.67	.17	.67	91	16	22	16	6	14	37	27	27

48 NEIL, Andrew	6	5	.33	.00	.00	.00	.00	.33	.00	.00	.00	71	0	28	0	0	28	28	14	0
26 MANSY, Luke	7	9	.43	.14	.00	.00	.57	.14	.00	.00	.29	60	13	20	0	26	6	26	13	20
24 WILLIAMS, Brodey	8	29	1.13	.25	.00	.00	.88	1.00	.25	.00	.75	78	16	24	5	18	21	29	10	21
4 WOOD, Tye	12	26	.58	.25	.08	.08	.75	.50	.42	.17	.83	68	26	18	13	23	15	39	18	15
20 BANISTER, Luke	5	20	1.00	.20	.00	.20	.00	1.00	1.60	.00	.60	95	14	23	38	0	23	42	23	28
29 HERD, Caleb	5	16	.80	.00	.00	.20	.20	1.40	.40	.00	.40	94	11	23	11	5	41	41	29	0
43 TRUJILLO, Gene	8	21	.50	.00	.00	.13	.50	1.13	.25	.13	.63	75	17	14	7	14	32	25	14	14
5 MILLER, Shane	3	4	.00	.00	.00	.00	.67	.67	1.00	.00	.33	57	14	0	42	28	28	0	28	14
Totals	17	578	10.94	2.65	.47	1.29	4.41	7.00	7.24	1.12	7.94	83	19	26	17	10	17	45	20	18
Opponents	17	588	10.82	2.53	1.12	1.06	4.18	7.65	8.06	1.18	8.65	83	20	26	19	10	18	45	16	23

* = average based on 100 plate appearances

(All games Sorted by Earned run avg)

Player	app	ip	ip/app	w-l	+ip	+h	+r	+er	+bb	+so	+2b	+3b	+hr	+bf	+era	+fly	+gnd
34 BARNHOUSE, Josh	9	17.0	1.2	1-0	9.0	7.4	3.2	3.2	0.5	5.8	1.6	1.6	0.5	34.4	3.18	10.1	10.6
39 CASTILLO, Ryan	4	18.0	4.1	2-1	9.0	11.0	6.5	5.0	4.0	8.5	2.0	0.5	0.5	41.0	5.00	6.5	9.5
31 PENGELLY, Dayne	5	17.1	3.1	1-0	9.0	9.9	8.3	7.8	6.2	7.3	2.6	0.5	---	44.7	7.79	6.7	9.9
8 ALVAREZ, Diego	4	20.0	5.0	1-2	9.0	13.1	9.4	9.4	1.4	6.8	2.2	2.2	1.4	42.8	9.45	6.8	11.2

23 CUNNINGHAM, Ty	6	10.1	1.2	0-1	9.0	6.1	3.5	3.5	7.0	7.8	2.6	---	---	40.1	3.48	8.7	10.5
25 WISEMAN, Luke	6	4.2	0.2	1-0	9.0	13.5	5.8	5.8	5.8	13.5	3.9	1.9	---	46.3	5.79	1.9	9.6
7 WHITE, Tommy	4	6.2	1.2	1-0	9.0	14.9	8.1	6.8	4.1	9.4	2.7	1.4	2.7	44.5	6.75	6.8	9.4
27 LOPEZ, David	4	16.1	4.0	1-2	9.0	11.0	10.5	9.4	5.0	7.7	1.7	1.7	1.7	45.7	9.37	7.2	11.6
33 PURSER, Daxton	6	12.2	2.0	0-2	9.0	10.7	10.7	10.7	3.6	15.6	2.8	0.7	2.1	42.6	10.66	5.0	7.1
11 CORNELIUS, Matt	4	7.1	1.2	0-0	9.0	13.5	12.3	12.3	6.1	9.8	3.7	---	2.5	47.9	12.27	4.9	9.8
13 ROMERO, Matt	3	1.1	0.1	0-0	9.0	13.5	13.5	13.5	13.5	0.0	---	---	---	67.5	13.50	0.0	27.0
49 MESSMORE, Jack	5	7.2	1.1	0-1	9.0	17.6	20.0	17.6	7.0	5.9	5.9	3.5	1.2	54.0	17.61	9.4	10.6
38 LEHMBECK, Blake	1	1.0	1.0	0-0	9.0	9.0	18.0	18.0	0.0	0.0	9.0	---	---	45.0	18.00	27.0	0.0
6 MCBROOM, Brian	1	1.0	1.0	0-0	9.0	18.0	18.0	18.0	0.0	0.0	9.0	---	---	54.0	18.00	9.0	18.0
42 BELL, Blake	2	0.2	0.1	0-0	9.0	40.5	54.0	54.0	40.5	0.0	---	---	27.0	99.0	54.00	13.5	13.5
35 MONTEFORTE, Presl	1	0.1	0.1	0-0	9.0	81.0	54.0	54.0	0.0	27.0	27.0	---	---	99.0	54.00	0.0	0.0
19 STILL, Justin	2	0.1	0.0	0-0	9.0	81.0	99.0	99.0	81.0	0.0	27.0	---	---	99.0	99.00	27.0	0.0
Totals	17	142.2	8.1	8-9	9.0	11.6	9.3	8.7	4.5	8.2	2.7	1.2	1.1	44.2	8.71	7.2	10.2
Opponents	17	140.0	8.0	9-8	9.0	12.0	8.7	7.8	4.8	7.7	2.9	0.5	1.4	44.6	7.84	9.3	8.4

+ = average based on 9-inning game

Hitting minimums - 1 Games 1 AB 2.0 AB/Game 1 TPA 2.0 TPA/Game
Pitching minimums - 1 Games 1.0 IP/Game

2025 LINE SCORES

Feb 14, 2025 at Mesa, Arizona

Score by Innings	1	2	3	4	5	6	7	8	9	R	H	E
New Mexico	0	4	0	1	1	0	1	2	0	9	11	0
Austin Peay	2	0	0	0	1	0	3	0	0	6	8	0

WP-BARNHOUSE, Josh (1-0) Save-PURSER, Daxton(1) LP-SHATWELL, Kade (0-1) T-2:15 A-396 A-396 de
 HR UNM - MCALISTER, Josh (1)
 HR APSU - SZAKO, Brody (1), FREEMAN, Gus (1)

Feb 15, 2025 at Mesa, AZ

Score by Innings	1	2	3	4	5	6	7	8	9	R	H	E
UC Irvine	0	3	1	0	3	0	7	0	4	18	15	0
New Mexico	0	0	0	0	0	3	0	0	1	4	4	2

WP-Ross, Jack (1-0) LP-LOPEZ, David (0-1) T-3:24 A-545
 HR UCI - Call, Chase, McCombs, Jacob
 HR UNM - WOOD, Tye

Feb 16, 2025 at Scottsdale, Ariz.

Score by Innings	1	2	3	4	5	6	7	8	9	R	H	E
Seton Hall	0	0	0	0	0	1	0	1	1	3	10	1
New Mexico	0	2	0	0	0	1	0	2	X	5	8	0

WP-CASTILLO, Ryan (1-0) Save-CUNNINGHAM, Ty(1) LP-HANSEN (0-1) T-2:44 A-0
 HR UNM - MCALISTER, Josh

Feb 18, 2025 at Tucson, Ariz.

Score by Innings	1	2	3	4	5	6	7	R	H	E
New Mexico	0	0	0	0	0	0	0	0	4	1
Arizona	0	0	0	3	3	2	2	10	11	0

WP-Hicks, G. (1-0) LP-ALVAREZ, Diego (0-1) T-1:58 A-2198
 HR ARIZ - Guzman, A. (1)

Feb 21, 2025 at Albuquerque, N.M.

Score by Innings	1	2	3	4	5	6	7	8	9	R	H	E
N. Colorado	2	5	1	0	8	0	0	0	0	16	20	0
New Mexico	5	0	3	1	0	2	2	0	2	15	23	1

WP-Mason Bright (1-0) Save-Jack Tuttle(2) LP-MESSMORE, Jack (0-1) T-3:09 A-530

Feb 22, 2025 at Albuquerque, N.M.

Score by Innings	1	2	3	4	5	6	7	8	9	R	H	E
N. Colorado	2	0	0	2	0	2	4	1	4	15	15	3
New Mexico	1	4	2	0	2	0	0	1	1	11	16	1

WP-Brady Hudson (1-0) LP-PURSER, Daxton (0-1) T-3:11 A-0

Feb 22, 2025 at Albuquerque, N.M.

Score by Innings	1	2	3	4	5	6	7	8	9	R	H	E
N. Colorado	2	1	1	0	0	0	0	0	0	4	9	0
New Mexico	2	2	4	2	2	1	0	0	X	13	16	1

WP-ALVAREZ, Diego (1-1) Save-CUNNINGHAM, Ty(2) LP-Dylan Smith (0-1) T-2:26 A-657
 HR UNC - Kai Wagner (2)
 HR UNM - ASBY, Will (1), ORIACH, Jordy (1), OTT, Ethan (1), HERD, Caleb (1), WASLEFSKY, Karsen (1)

Feb 23, 2025 at Albuquerque, N.M.

Score by Innings	1	2	3	4	5	6	7	8	9	R	H	E
N. Colorado	0	0	3	1	1	0	0	0	2	7	12	1
New Mexico	3	5	0	0	0	3	0	1	X	12	14	1

WP-WHITE, Tommy (1-0) LP-Lucas Stone (0-1) T-3:00 A-685
 HR UNC - Jake Bullard (1)
 HR UNM - ORIACH, Jordy (2), WALKER, Khalil (1)

Feb 25, 2025 at Albuquerque, N.M.

Score by Innings	1	2	3	4	5	6	7	8	9	R	H	E
NM State	0	0	0	0	0	0	0	0	0	0	2	1
New Mexico	0	1	5	0	0	0	0	1	X	7	9	0

WP-PENGELLY, Dayne (1-0) LP-Matthew Yarc (0-1) T-2:23 A-1005
 HR UNM - ORIACH, Jordy (3)

Feb 28, 2025 at Albuquerque, N.M.

Score by Innings	1	2	3	4	5	6	7	8	9	R	H	E
Rhode Island	1	4	1	1	2	0	0	3	2	14	14	2
New Mexico	1	5	2	0	3	0	0	2	0	13	15	1

WP-Joe Sabbath (1-0) LP-PURSER, Daxton (0-2) T-3:19 A-506
 HR URI - Anthony DePino 2 (3), Jack Hopko (2)
 HR UNM - ORIACH, Jordy (4), MCALISTER, Josh 2 (4), WALKER, Khalil (2)

Mar 01, 2025 at Albuquerque, N.M.

Score by Innings	1	2	3	4	5	6	7	8	9	R	H	E
Rhode Island	3	0	2	0	2	0	5	2	0	14	16	2
New Mexico	4	2	1	0	2	5	1	0	X	15	17	1

WP-LOPEZ, David (1-1) Save-CUNNINGHAM, Ty(1) LP-Jake Cullen (0-1) T-3:18 A-427
 HR URI - Anthony DePino (4), DJ Perron 2 (5), Nic Notarangelo (1)
 HR UNM - OTT, Ethan (2)

Mar 02, 2025 at Albuquerque, N.M.

Score by Innings	1	2	3	4	5	6	7	R	H	E
Rhode Island	0	0	1	0	2	0	1	4	9	0
New Mexico	0	5	1	2	0	0	X	8	10	0

WP-CASTILLO, Ryan (2-0) LP-Connor Johnston (0-2) T-2:10 A-0
 HR URI - Anthony DePino 2 (6)
 HR UNM - ASBY, Will (2), MCALISTER, Josh (5)

Mar 02, 2025 at Albuquerque, N.M.

Score by Innings	1	2	3	4	5	6	7	8	9	R	H	E
Rhode Island	0	0	1	3	2	1	1	0	1	9	10	1
New Mexico	2	0	5	0	0	1	2	0	X	10	6	2

WP-WISEMAN, Luke (1-0) Save-CUNNINGHAM, Ty(4) LP-Parker Aikens (1-2) T-3:24 A-643
 HR URI - Anthony DePino (7)
 HR UNM - BANISTER, Luke (1)

Mar 07, 2025 at Stephenville, Texas

Score by Innings	1	2	3	4	5	6	7	8	9	R	H	E
New Mexico	2	0	0	0	1	0	1	0	0	4	10	3
Tarleton State	1	0	0	0	0	4	5	0	X	10	10	0

WP-Lucas, A (1-2) LP-ALVAREZ, Diego (1-2) T-2:47 A-410
 HR UNM - ORIACH, Jordy 2 (6)
 HR TSU - Shirey, I. (2)

Mar 08, 2025 at Stephenville, Texas

Score by Innings	1	2	3	4	5	6	7	8	9	R	H	E
New Mexico	0	0	0	0	0	0	0	0	0	0	3	0
Tarleton State	0	0	2	2	0	0	X	4	8	1		

WP-Panneton, B. (2-1) LP-LOPEZ, David (1-2) T-2:00 A-337

Mar 08, 2025 at Stephenville, Texas

Score by Innings	1	2	3	4	5	6	7	8	9	R	H	E
New Mexico	0	0	0	3	0	0	2	0	1	6	13	1
Tarleton State	3	2	0	0	1	0	3	0	X	9	8	1

WP-Olson, T. (1-1) LP-CASTILLO, Ryan (2-1) T-3:05 A-298
 HR UNM - TRUJILLO, Gene (1)

Mar 09, 2025 at Stephenville, Texas

Score by Innings	1	2	3	4	5	6	7	8	9	R	H	E
New Mexico	3	0	0	0	0	0	0	0	0	3	7	1
Tarleton State	0	1	0	0	0	1	0	0	2	4	7	0

WP-Jaques, E. (3-0) LP-CUNNINGHAM, Ty (0-1) T-2:42 A-355

2025 HOME RUN TRACKER

NO.	PLAYER	GM#	DATE	OPPONENT	ON BASE	INN	OUTS	COUNT	SCORE	FINAL
1	MCALISTER, J	1	Feb 14	vs Austin Peay	0...	7	1	1-2	6-3	W 9-6
2	WOOD, T.	2	Feb 15	vs UC Irvine	* 0...	6	0	3-1	0-7	L 4-18
3	MCALISTER, J	3	Feb 16	vs Seton Hall	.1..	2	2	2-1	0-0	W 5-3
4	ORIACH, J.	7	Feb 22	N. Colorado	.1..	1	1	0-1	0-2	W 13-4
5	HERD, C.	7	Feb 22	N. Colorado	.1..	2	1	2-0	2-3	W 13-4
6	ASBY, W.	7	Feb 22	N. Colorado	* 0...	3	0	2-2	4-4	W 13-4
7	OTT, E.	7	Feb 22	N. Colorado	.1..	3	0	1-2	5-4	W 13-4
8	WASLEFSKY, K	7	Feb 22	N. Colorado	0...	6	2	2-1	12-4	W 13-4
9	WALKER, K.	8	Feb 23	N. Colorado	* 0...	6	0	2-0	8-5	W 12-7
10	ORIACH, J.	8	Feb 23	N. Colorado	* 0...	8	0	0-0	11-5	W 12-7
11	ORIACH, J.	9	Feb 25	NM State	..2.	3	0	2-2	3-0	W 7-0
12	MCALISTER, J	10	Feb 28	Rhode Island	.1..	2	0	1-2	1-5	L 13-14
13	WALKER, K.	10	Feb 28	Rhode Island	0...	2	0	1-2	3-5	L 13-14
14	ORIACH, J.	10	Feb 28	Rhode Island	.1..	2	1	0-1	4-5	L 13-14
15	MCALISTER, J	10	Feb 28	Rhode Island	.1..	5	1	2-2	8-9	L 13-14
16	OTT, E.	11	Mar 01	Rhode Island	...3	6	2	0-1	10-7	W 15-14
17	MCALISTER, J	12	Mar 02	Rhode Island	0...	3	1	0-2	5-1	W 8-4
18	ASBY, W.	12	Mar 02	Rhode Island	.1..	4	1	1-0	6-1	W 8-4
19	BANISTER, L.	13	Mar 02	Rhode Island	...3	3	0	2-1	3-1	W 10-9
20	ORIACH, J.	14	Mar 07	at Tarleton State	.1..	1	1	0-2	0-0	L 4-10
21	ORIACH, J.	14	Mar 07	at Tarleton State	0...	7	2	1-1	3-5	L 4-10
22.	TRUJILLO, G.	16	Mar 08	at Tarleton State	.1..	4	2	2-1	1-5	L 6-9

#12 | ASBY, WILL

NO.	GM	DATE	OPPONENT	ON	INN	OUTS	COUNT	SCORE	FINAL
1	7	Feb22	N.Colorado	*0...	3	0	2-2	4-4	W13-4
2	12	Mar02	Rhodelsland	.1..	4	1	1-0	6-1	W8-4

#20 | BANISTER, LUKE

NO.	GM	DATE	OPPONENT	ON	INN	OUTS	COUNT	SCORE	FINAL
1	13	Mar02	Rhodelsland	...3	3	0	2-1	3-1	W10-9

#29 | HERD, CALEB

NO.	GM	DATE	OPPONENT	ON	INN	OUTS	COUNT	SCORE	FINAL
1	7	Feb22	N.Colorado	.1..	2	1	2-0	2-3	W13-4

#9 | MCALISTER, JOSH

NO.	GM	DATE	OPPONENT	ON	INN	OUTS	COUNT	SCORE	FINAL
1	1	Feb14	vsAustinPeay	0...	7	1	1-2	6-3	W9-6
2	3	Feb16	vsSetonHall	.1..	2	2	2-1	0-0	W5-3
3	10	Feb28	Rhodelsland	.1..	2	0	1-2	1-5	L13-14
4	10	Feb28	Rhodelsland	.1..	5	1	2-2	8-9	L13-14
5	12	Mar02	Rhodelsland	0...	3	1	0-2	5-1	W8-4

#10 | ORIACH, JORDY

NO.	GM	DATE	OPPONENT	ON	INN	OUTS	COUNT	SCORE	FINAL
1	7	Feb22	N.Colorado	.1..	1	1	0-1	0-2	W13-4
2	8	Feb23	N.Colorado	*0...	8	0	0-0	11-5	W12-7
3	9	Feb25	NMState	..2.	3	0	2-2	3-0	W7-0
4	10	Feb28	Rhodelsland	.1..	2	1	0-1	4-5	L13-14
5	14	Mar07	atTarleton	.1..	1	1	0-2	0-0	L4-10
6	14	Mar07	atTarleton	0...	7	2	1-1	3-5	L4-10

#47 | OTT, ETHAN

NO.	GM	DATE	OPPONENT	ON	INN	OUTS	COUNT	SCORE	FINAL
1	7	Feb22	N.Colorado	.1..	3	0	1-2	5-4	W13-4
2	11	Mar01	Rhodelsland	...3	6	2	0-1	10-7	W15-14

#43 | TRUJILLO, GENE

NO.	GM	DATE	OPPONENT	ON	INN	OUTS	COUNT	SCORE	FINAL
1	16	Mar8	atTarleton	.1..	4	2	2-1	1-5	L 6-9

#15 | WALKER, ASBY

NO.	GM	DATE	OPPONENT	ON	INN	OUTS	COUNT	SCORE	FINAL
1	8	Feb23	N.Colorado	*0...	6	0	2-0	8-5	W12-7
2	10	Feb28	Rhodelsland	0...	2	0	1-2	3-5	L13-14

#3 | WASLEFSKY, KARSEN

NO.	GM	DATE	OPPONENT	ON	INN	OUTS	COUNT	SCORE	FINAL
1	7	Feb22	N.Colorado	0...	6	2	2-1	12-4	W13-4

#15 | WOOD, TYE

NO.	GM	DATE	OPPONENT	ON	INN	OUTS	COUNT	SCORE	FINAL
1	2	Feb15	vsUCIrvine	*0...	6	0	3-1	0-7	L4-18

SINGLE-GAME RECORDS

AT-BATS

58	vs. New Mexico St.....	2/9/02
57	vs. Fresno St.....	4/1/99
56	vs. Air Force	5/14/09
56	vs. Binghamton	3/7/09
56	vs. Air Force	5/2/03
55	vs. Fresno St.....	4/9/16
54	vs. Hawaii.....	3/14/97
54	vs. New Mexico St.....	2/24/72
53	vs. Oklahoma St.....	2/16/13
53	vs. Coppin St.....	4/18/10
53	vs. New Mexico St.....	3/30/99
53	vs. Colorado St.....	3/17/73
53	vs. Northern Colorado.....	2/27/05

RUNS

31	vs. UNLV.....	3/9/24 (W, 31-15)
31	vs. Air Force	4/17/04 (W, 31-11)
30	vs. Northern Colo. 2/24/23 (W, 30-1)	
30	vs. Binghamton	3/7/09 (W, 30-2)
29	at UNLV.....	3/24/17 (W, 29-8)
29	vs. Coppin St.....	4/18/10 (W, 29-3)
28	vs. N.M. Highlands. 2/9/03 (W, 28-5)	
28	vs. N.M. St.....	3/30/99 (W, 28-18)
27	vs. Fresno St.....	4/1/99 (W, 27-26)
27	vs. Rice	4/12/98 (W, 27-26)
27	vs. Iowa	3/24/85 (W, 27-13)
27	vs. Creighton.....	3/26/71 (W, 27-5)
26	vs. Air Force	4/12/08 (W, 26-9)
26	vs. Air Force	4/14/06 (W, 26-11)
26	vs. Utah.....	3/13/93 (W, 26-8)

HITS

32	vs. Fresno St.....	4/1/99
31	vs. Binghamton	3/7/09
30	vs. Hawaii.....	3/14/97
29	vs. UNLV.....	3/9/24
29	vs. Coppin St.....	4/18/10
29	vs. Air Force	4/17/04
28	vs. Northern Colo.	2/24/23
28	at Air Force.....	3/4/17
28	vs. Air Force	4/12/08
28	vs. New Mexico St.....	3/30/99
27	vs. Air Force	5/2/03
26	vs. San Diego St.....	5/26/12
26	vs. Northwestern	2/22/97
26	vs. Washington.....	3/26/95

RBI

28	vs. UNLV.....	3/9/24
28	vs. Coppin St.....	4/18/10
28	vs. Binghamton	3/7/09
28	vs. Air Force	4/17/04
27	vs. Northern Colo.	2/24/23
27	vs. Iowa	3/24/85
26	vs. Air Force	4/12/08
26	vs. N.M. Highlands	2/9/03
26	vs. New Mexico St.....	3/30/99
26	vs. Rice	4/12/98
25	vs. Air Force	4/14/06
24	vs. UNLV	3/24/17
24	vs. Fresno St.....	4/1/99
24	vs. Utah.....	4/23/94

DOUBLES

13	vs. N.M. Highlands	2/9/03
10	vs. Coppin St.....	4/18/10
9	at Nevada.....	4/21/13
9	vs. Northern Colorado.....	3/5/06
9	vs. Utah.....	3/16/02
9	vs. UNLV	4/4/98

8	at New Mexico State.....	3/29/22
8	vs. Fresno St.....	3/31/17
8	vs. San Jose St.....	5/9/15
8	vs. San Jose St.....	5/10/15
8	vs. San Diego St.....	3/17/00
8	vs. Fresno St.....	4/1/99
8	vs. Rice	4/12/98
8	vs. UTEP.....	4/18/80
8	vs. Southern Colorado.....	5/17/75

TRIPLES

7	vs. Southern Colorado.....	3/27/76
6	vs. TAMU-CC.....	2/21/09
6	vs. Hartford.....	3/16/86
5	vs. Holy Cross	2/25/22
4	vs. Coppin St.....	4/18/10
4	vs. ENMU.....	4/30/97
4	vs. Colorado St.....	3/20/75
4	vs. NE Illinois	4/18/78
4	vs. UTEP	5/11/73
4	vs. Northern Illinois	3/27/72

HOME RUNS

10	vs. New Mexico St.....	3/30/99
8	vs. Air Force	4/12/08
8	vs. Air Force	4/18/04
7	vs. Fresno State	4/29/23
6	vs. Air Force	5/6/17
6	vs. Binghamton	2/18/17
6	vs. Fresno St.....	4/9/16
6	vs. Air Force,	4/13/06 (Game 2)
6	vs. Air Force,	4/17/04
6	vs. UNLV	5/9/99
6	vs. Rice	4/12/98
6	vs. New Mexico St.....	2/25/98
6	vs. Utah.....	5/15/94
6	vs. Air Force	4/26/86
6	vs. Air Force	4/25/86

TOTAL BASES

63	vs. New Mexico St.....	3/30/99
61	vs. Air Force	4/12/08
54	vs. Fresno St.....	4/1/99

WALKS

17	vs. Hofstra.....	3/2/24
17	at Hawai'i.....	2/21/16
16	vs. Air Force	4/17/04
15	vs. Fresno St.....	3/31/17
14	at UNLV.....	3/24/17
14	at Utah.....	4/4/87

STOLEN BASES

9	vs. Wayland Baptist.....	4/13/94
8	vs. Maine	3/18/94
8	vs. New Mexico St.....	2/11/00
8	vs. Brigham Young	4/8/00
7	vs. New Mexico St.....	4/17/13
7	vs. Toledo.....	3/10/02
7	vs. N.M. Highlands	2/10/98
7	vs. Grand Canyon.....	5/4/96

LONGEST GAME (Innings)

15	NMSU 4, UNM 3.....	2/9/02
15	UNM 10, Gonzaga 8	3/31/72
14	UNM 8, ENMU 7.....	2/5-6/96
14	UNM 9, Colorado St. 8.....	3/17/73

NO-HIT GAMES (2)

Jim Kremmel.....	4/17/70
	vs. Arizona (9 innings)
Mike Connell	3/24/77
	vs. N.M. Highlands (7 innings)

ONE-HIT GAMES (11)

Tommy Bruskas	5/8/59
	at New Mexico St.
Lloyd Randel	4/28/62
	at ENMU, 4/28/62
Cliff Fowler	3/6/65
	at UTEP (7 innings)
Stan Quintana.....	3/22/65
	vs. Colorado St. (7 innings)
Cliff Fowler	4/15/65
	vs. San Francisco St.
Cliff Fowler	3/23/67
	vs. UTEP (7 innings)
Tony Sexton & Chuy Armendariz	3/9/68
	at New Mexico St. (6 innings)
Jim Kremmel	3/22/69
	vs. Colorado St. (7 innings)
Ron Sims	3/25/73
	vs. New Mexico St. (7 innings)
Tom Bepko & Craig Steiner	3/6/76
	vs. Colorado Mines (7 innings)
Tyler Stevens.....	4/12/15
	vs. Air Force

SINGLE GAME STRIKEOUTS

18	Jim Kremmel	3/30/70
		vs. ENMU
18	Jim Kalk	3/14/64
		vs. Colorado St. (7 innings)
17	Justin Armbruster	3/13/21
		at Fresno State
17	Jim Serrano	2/17/98
		vs. Point Loma
17	Tommy Bruskas	5/8/59
		at NMSU
17	Cliff Fowler	3/19/65
		at New Mexico St. (8 innings)
17	Bob McAulay	4/29/66
		vs. Arizona St.
16	Gig Brummel	4/29/61
		vs. New Mexico St. (7 innings)
16	Gary Jacobs	3/23/70
		vs. Colorado St.
16	Arnie Marzullo	3/16/73
		vs. Colorado
15	Jim Kalk	3/29/64
		vs. Air Force
15	Jim Kalk	4/11/64
		vs. New Mexico St.
15	Bob McAulay	4/7/66
		vs. UTEP (7 innings)
15	Bob McAulay	5/13/66
		vs. UTEP
15	Jim Kremmel	4/10/70
		vs. Arizona St.
15	Chris Cooper	2/25/00
		vs. Southern Utah

INNINGS PITCHED

12	Jim Coleman	5/15/92
		vs. San Diego St.
11	Tom Bepko	3/27/75
		vs. South Dakota St.

PROGRAM RECORDS

AT-BATS

Game: ..8.....Done 3 times
 Hank Garcia1972
 vs. Gonzaga (3/31)
 Chris Armstrong1999
 vs. Fresno St. (4/1)
 Josh Mader2003
 vs. Air Force (5/2)
Season:..275....Tony Cairns(2001)
Career:...960...Daniel Stovall..... (2004-07)

RUNS

Game:6.....Done 6 times
 Justin Howard2010
 vs. Coppin St. (4/18)
 Dane Hamilton2009
 vs. Binghamton (3/7)
 Brian Cavazos-Galvez..2009/08
 vs. AF (5/16) & (4/12)
 Sean Murray2004
 vs. Air Force (5/15)
 Lon Yamaguchi.....1998
 vs. N.M. St. (2/25)
Season:..86....Jim Fregosi(1985)
Career:...248 ...Lon Yamaguchi.... (1996-99)

HITS

Game:.....6.....Done 8 times
 John Pustay.....2012
 at Air Force (4/5)
 Justin Howard2010
 vs. Coppin St. (4/18)
 Mike Brownstein2009
 vs. Air Force (5/14)
 Dane Hamilton2009
 vs. Binghamton (3/7)
 Brian Cavazos-Galvez 2008
 vs. Air Force (4/12)
 Cory Robbins1999
 vs. N.M. St. (3/23)
 Ronnie Meng1995
 vs. Nebraska (3/19)
 Aaron Santini1993
 vs. Regis (3/6)
Season:..125 ...Keith Hagman(1980)
Career:...340 ..Travis Young(1994-97)

RBI.....

Inning:...8.....Jonathan Gallegos.....1993
 vs. Utah (3/13)
Game:.....10.....Brian Cavazos-Galvez 2008
 vs. Air Force (4/12)
 Mark Gulseth1992
 vs. San Diego St. (4/19)
Season:...95.....Keith Hagman(1980)
Career:...226...Daniel Stovall (2004-07)

DOUBLES

Game:.....4Done 4 times
 Justin Howard2010
 vs. San Diego St. (5/2)
 Justin Howard2010
 vs. Coppin St. (4/18)
 Joe Salas2004
 vs. Air Force (4/17)
 Dusty Young2003
 vs. N.M. Highlands (2/9)
Season:...35.....Robert Gonzales(1998)
Career:...78.....DJ Peterson(2011-13)
 Daniel Stovall..... (2004-07)

TRIPLES

Game:.....3.....Jim Economides1957
 vs. Denver
Season:...17.....Keith Hagman(1980)
 (NCAA record)
Career:...31.....Larry Harrison(1980-83)

HOME RUNS

Game:.....4Brian Cavazos-Galvez .2008
 vs. Air Force (4/12)
Season:...25.....Chris Alexander(2003)
Career:...53.....Aaron Sisk..... (1998-00)

GRAND SLAMS

Game:.....2*Reed Spenrath(2024)*
vs. Nevada (5/10)
2.....Mark Gulseth1992
 vs. San Diego St. (4/19)
Season:...4*Will Asby(2024)*
3.....Mark Wulfert(1995)
Career:...5.....Mark Wulfert(1993-95)

TOTAL BASES

Game:.....19.....Brian Cavazos-Galvez .2008
 vs. Air Force (4/12)
Season:..207 ...Keith Hagman(1980)
Career:...550 ...Daniel Stovall (2004-07)

STOLEN BASES

Game:.....5.....Cory Robbins1998
 vs. N.M. Highlands (2/10)
Season:..56.....Luke Oglesby(1993)
Career:...123.....Travis Young(1994-97)

WALKS

Game:.....5.....Done 2 times
 DJ Peterson.....2013
 vs. UC Riverside (3/9)
 Luke Oglesby1993
 vs. Texas Tech (2/25)
Season:..56.....Mike Foote(1980)
Career:...152.....Lon Yamaguchi(1996-99)

HIT BY PITCH

Game:.....3.....Done 3 times:
 Jared Holley2013
 vs. LaSalle (3/5)
 Jordan Pacheco2006
 vs. New Mexico St. (2/28)
 Paul Huiitt1990
 vs. N.M. Highlands (2/28)
Season:..19.....Aaron Santini(1992)
Career:...40.....Jared Holley(2013-16)

SEASON STATISTICAL RECORDS

BATTING AVERAGE

1. .3632009
 2. .3611986
 3. .3551985
 4. .3541980
 5. .3462010
 6. .34542002
 7. .34512003
 8. .34441993
 9. .34431999
 10. .3381997

WIN PCT. (min. 40 games)

1. .740 (37-13-0).....1968
 2. .712 (42-17-0).....1985
 3. .674 (29-14-0).....1972
 4. .651 (41-22-0).....1980
 5. .649 (37-20-0)2009
 6. .647 (37-20-1)2014
 7. .633 (38-22-0)2010
 8. .629 (39-23-0)2016
 9. .627 (37-22-0)2013
 10. .625 (35-21-0)2000
 .625 (35-21-0)1993

ERA

1. 2.871968
 2. 3.401969
 3. 3.861975
 4. 3.921976
 5. 4.071962
 6. 4.131977
 7. 4.211973
 8. 4.232014
 9. 4.291970
 4.291967

FIELDING PCT.

1. .9762009
 2. .9742023
 .9742017
 4. .9732008
 5. .9722015
 6. .9712021
 .9712016
 .9712010
 9. .9702007
 10. .9692013
 .9692006

SLUGGING PCT.

1. .6041986
 2. .5721985
 3. .5701980
 4. .5671998
 5. .5642003
 6. .5602023
 7. .5542010
 8. .5451999
 9. .5422005
 10. .5151993

ON BASE PERCENTAGE

1. .4451985
 2. .4441993
 3. .4431986
 4. .4401980
 5. .4322009
 6. .4242003
 7. .4222013
 8. .4221987
 9. .4201992
 10. .4191994

LAST TIME IT HAPPENED...

HITTING (Individual)

Grand slam:.....*Reed Spenrath (x2) vs Nevada, 5/10/24*
Hit for the cycle: Danny Collier vs. Air Force, 3/24/18
Five hits:*Khalil Walker vs. UNLV, 3/9/24*
Six hits: Carl Stajduhar vs. Fresno St., 4/9/16
Eight at bats: Josh Mader vs. Air Force, 5/2/03
Four runs: *Jake Holland at Nevada, 3/17/24*
Five runs: *Khalil Walker vs. UNLV, 3/9/24*
Six runs: Justin Howard vs. Coppin St., 4/18/10*
Five RBI: *Jake Holland vs. San Jose St., 3/22/24*
Six RBI: *Will Asby at Texas Tech, 4/23/24*
Seven RBI: *Jake Holland vs. San Jose St., 3/23/24*
Eight RBI: Justin Olson vs. Fresno State, 4/29/23
Nine RBI: *Reed Spenrath vs Nevada, 5/10/24*
10 RBI: Brian Cavazos-Galvez vs. Air Force, 4/12/08*#
Three doubles: *Jake Holland at Nevada, 3/17/24*
Four doubles: Reece Weber vs. San José St., 5/10/15
Four extra-base hits: *Jake Holland at Nevada, 3/17/24*
Two triples: *Reed Spenrath at Nevada, 3/16/24*
Back-to-back-to-back triples: ... Mike Brownstein, Dane Hamilton, Brian Cavazos-Galvez vs. TAMU-CC (Game 2), 2/21/09
Inside-the-Park home run: ... *Josh McAlister vs. Seton Hall, 2/16/25*
Walk-off home run: *Devon Dixon vs. San Diego St., 4/28/24*
Walk-off grand slam: *Devon Dixon vs. San Diego St., 4/28/24*
Two home runs: *Will Asby at Texas Tech., 4/24/24*
Three home runs: *Reed Spenrath vs Nevada, 5/10/24*
Four home runs: ... Brian Cavazos-Galvez vs. Air Force, 4/12/08*#
Two home runs in one inning: Josh Mader at Utah, 4/8/04
Two+ players with multi-homers: Brian Cavazos-Galvez (4), Kevin Atkinson (2) vs. Air Force, 4/12/08
Back-to-back homers: *Chase Weissenborn, Khalil Walker at Texas Tech., 4/24/24*
Back-to-back-to-back homers: Daniel Stovall, Matt Hibbitts, Ian Hollick vs. Hawaii-Hilo, 4/28/07
Multiple back-to-back homers in same game: (2), Joe Salas, Daniel Stovall, vs. Air Force, 5/16/04
HR in 3 straight games: ... *Jake Holland vs. San Jose St., 3/22-24/24*
HR in 4 straight games: *Jake Holland vs. NMSU, SJSU, 3/17-24/24*
Three + sacrifice bunts in a game: 3, Jared Holley at Nevada 4/20/13
Four strikeouts: Deylan Pigford vs. Fresno State, 4/28/23
Three HBP: Jared Holley vs. LaSalle, 3/5/13
Three stolen bases: *Tye Wood vs. Nevada, 5/11/24*
Four Walks: *Reed Spenrath vs. Hofstra, 3/2/24*
Five Walks: DJ Peterson vs. UC Riverside, 3/9/13*

HITTING (Team)

Five + home runs (team): ... 7, vs. Fresno State (W, 17-7), 4/29/23
20+ hits: *21, at Texas Tech (W, 17-3), 4/24/24*
25+ hits: *25, vs. Fresno St. (L, 23-19), 4/13/24*
30+ hits: 31, vs. Binghamton (Game 1), 3/7/09
Allowed 20 + hits: *26, vs. San Jose St., 3/22/24*
20+ runs: 20, vs. St. Bonaventure (W, 20-3), 3/4/23
Allowed 20 + runs: *23, vs. Fresno St. (L, 23-19), 4/12/24*
30+ runs: *31, vs. UNLV (W, 31-15), 3/9/24*
20+ RBI: *28, vs. UNLV (W, 31-15), 3/9/24*
40+ total bases: 42, vs. Fresno State, 4/29/23
50+ total bases: 52, vs. Northern Colorado, 2/24/23
60+ total bases: 61, vs. Air Force, 4/12/08
No strikeouts: 5/4/14 vs. San Diego St. (35 at-bats)
No walks: 3/31/23 vs. San Diego State (34 at-bats)
10+ strikeouts: *14, at UNLV, 5/3/24*
10+ walks: *10, at NM State, 4/30/24*
15+ walks: *17, vs. Hofstra, 3/2/24*
5+ HBP: 5, vs. San Jose State, 4/29/22
Was no-hit (7-inning game): *at San Diego State, 3/29/24*
Was no-hit (9-inning game): at Wichita St., 3/20/90

PITCHING (Individual)

No-hitter (7-inning game): Mike Connell vs. N.M. Highlands, 3/24/77
No-hitter (9-inning game): Jim Kremmel vs. Arizona, 4/17/70
One-hitter: Tyler Stevens vs. Air Force, 4/12/15
Complete game:
Cody Dye vs. UNLV, 4/21/18.....
Justin Armbruster at San Jose State, 5/22/21 (7 innings)
Complete-game shutout: Colton Thomson vs. Nevada, 5/26/16
10+ strikeouts: ...12, Justin Armbruster at San Jose State, 5/22/21
15+ strikeouts:17, Justin Armbruster at Fresno State, 3/13/21
No walks (complete game): Justin Armbruster at San Jose State, 5/22/21

PITCHING (Team)

10+ strikeouts: *14, vs. Nevada, 5/10/24*
15+ strikeouts:16, vs. Nevada, 3/27/21
No strikeouts:3/5/17 at Air Force
... (J. Tripp 30 BF; D. Gillespie 5 BF, A. Isenhardt 1 BF, C. Tripp 8 BF)
No walks: *vs. South Dakota State, 2/22/24*
10 + walks:at California, 5/14/22

FIELDING

Five+ errors (Team): 6, vs. San Jose State, 4/8/23
Three+ errors (Ind.):3, Hayden Schilling
.....vs. Central Michigan, 2/22/18
Eight+ assists: 8, Konner Kinkade
.....vs. Texas Tech, 3/28/23
Caught three runners stealing: Mitch Garver
.....vs. Texas Tech, 4/25/12
15 + putouts:15, Reed Spenrath
.....vs. New Mexico State, 3/21/23
UNM turned a triple play: 5/13/16 vs. Nevada (4-6-3-2)
UNM hit into a triple play: 4/23/09 at BYU

SCORING AND MISCELLANEOUS

Stole home:Harry Fullerton vs. Nevada, 3/27/21
Stole seven+ bases: 7, 4/17/13 vs. New Mexico St. (W, 13-6)
Tied:4/28/19 at Fresno St. (T, 6-6)
Shut out: *5/11/24 vs. Nevada (L, 0-2)*
Shut out opponent: *5/10/24 vs. Nevada (W, 16-0)*
Shut out at home: *5/11/24 vs. Nevada (L, 0-2)*
Shut out on the road: *3/29/24 at San Diego St. (L, 0-13/7 Inn.)*
Shut out opponent at home: *5/10/24 vs. Nevada (W, 16-0)*
Shut out opponent on road: .4/18/23 at New Mexico St. (W, 13-0)
Recorded back-to-back shutouts:5/6-5/7, 2011
.....vs. Air Force (5-0, 10-0)
Recorded three straight shutouts:2/24-3/3, 1973
..... vs. New Mexico St. (1-0) and New Mexico Highlands (7-0, 4-0)
Shut out in back-to-back games:3/14-15/2017 at Oklahoma St.
Most runs in three-game series: 73, vs. Air Force (4/13-14, 2006)
Consecutive one-run games:*2, vs. UNLV, at ASU (3/10-12/24)*
Four straight one-run games:vs. BYU, Gonzaga, Northern Colorado, 2/15-23, 2020
Five straight one-run games: March 18-24, 2015*

LAST TIME IT HAPPENED... CONTINUED

EXTRA INNINGS

Won an extra-inning game: 4/30/23 vs. Fresno State (6-5, 10 inn.)
Lost an extra-inning game: 3/2/24 vs. Hofstra (15-16, 10 Inn.)
Extra inning games in a row: 2, 4/23-4/24, 2021 at Washington
3 straight extra-inning games: at Utah, 4/9-11, 2009
Played a 10-inning game: 3/2/24 vs. Hofstra
Played an 11-inning game: vs. Fresno State, 3/13/22 (W, 9-8)
Played a 12-inning game: vs. Minnesota, 2/20/22 (W, 4-3)
Played a 13-inning game: vs. Columbia, 6/1/13 (L, 6-5, NCAA Tourn.)
Played a 14-inning game: vs. Eastern N.M., 2/5-6, 1996 (W, 8-7)
Played a 15-inning game: at New Mexico St., 2/9/02 (L, 4-3)

IN AN INNING

10+ runs in an inning: 10, at UNLV (5/5/24)
15+ runs in an inning: 15, vs. Savannah St., 3/11/05
4+ homers in an inning: 4, at Air Force, 5/19/05
5+ doubles in an inning: 5, at Nevada, 4/21/13
4+ triples in an inning: 4, vs. TAMU-CC (Game 2), 2/21/09^
10+ hits in an inning: 10, at UNLV (5/5/24)
10+ consecutive hits: 10, at UNLV (5/5/24)
10+ consecutive batters reach base: 11, at UNLV (5/5/24)
15+ consecutive batters reach base: 16, vs. Savannah St., 3/11/05
Player w/hits from both sides of plate: Sam Haggerty
..... vs. Fresno St. 4/12/13

UNM SCORING IN AN INNING

Most runs in top of 1st: 11, at Air Force (5/14/09)
Most runs in top of 2nd: 10, 2x, last at Air Force (4/15/97)
Most runs in top of 3rd: 8, 3x, last at Air Force (4/25/10, Game One)
Most runs in top of 4th: 12, at Air Force (4/15/07)
Most runs in top of 5th: 12, at Air Force (4/17/04)
Most runs in top of 6th: 10, at Air Force (5/19/16)
Most runs in top of 7th: 10, at UNLV (5/5/24)
Most runs in top of 8th: 12, at Utah (4/1/00)
Most runs in top of 9th: 9, at New Mexico St. (2/16/86)
Most runs in top of 10th: 4, at Texas St. (2/11/06)
Most runs in top of 11th: 6, at Arizona (1/30/93)
Most runs in top of 12th: 3, at Washington (4/24/21)
Most runs in top of 13th: N/A
Most runs in top of 14th: N/A
Most runs in top of 15th: 1, vs. Gonzaga at Fresno St. (3/31/72)

Most runs in bottom of 1st: 11, 2x, last vs. St. Bonaventure. (3/4/23)
Most runs in bottom of 2nd: 15, vs. Savannah St. (3/11/05)
Most runs in bottom of 3rd: 13, vs. NM Highlands (2/28/90)
Most runs in bottom of 4th: 12, vs. Air Force at UNLV (5/27/04)
Most runs in bottom of 5th: 10, 2x, last vs. Utah (4/22/06)
Most runs in bottom of 6th: 20, vs. Utah (3/13/93)*
Most runs in bottom of 7th: 11, vs. Texas St. (2/18/05)
Most runs in bottom of 8th: 12, 3x, last vs. Fresno St. (4/13/13)
Most runs in bottom of 9th: 9, 2x, last vs. New Mexico St. (3/26/02)
Most runs in bottom of 10th: 7, vs. Louisiana Tech (3/13/10)
Most runs in bottom of 11th: 2, 2x, last vs. Fresno St. (3/13/22)
Most runs in bottom of 12th: 2, vs. UNLV (3/9/14)
Most runs in bottom of 13th: 1, 2x, last vs. Northwestern (3/7/03)
Most runs in bottom of 14th: 1, 2x, last vs. ENMU (2/5-6, 1996)
Most runs in bottom of 15th: N/A

OPPONENT SCORING IN AN INNING

Most runs in top of 1st: 12, vs. BYU (3/26/94)
Most runs in top of 2nd: 9, vs. UC Riverside (4/18/19)
Most runs in top of 3rd: 12, vs. Wichita St. (3/16/89)
Most runs in top of 4th: 11, vs. Rice (4/11/98)
Most runs in top of 5th: 10, 2x, last vs. UNLV (4/3/22)
Most runs in top of 6th: 10, vs. BYU (4/11/02)
Most runs in top of 7th: 11, vs. BYU (4/6/00)
Most runs in top of 8th: 8, 2x, last vs. Rice (4/12/98)
Most runs in top of 9th: 12, vs. BYU (3/18/05, Game Two)

Most runs in top of 10th: 9, vs. San Francisco (3/18/06)
Most runs in top of 11th: 6, vs. Nevada at Las Vegas, Nev. (5/23/14)
Most runs in top of 12th: 1, 4x, last vs. UNLV (3/9/14)
Most runs in top of 13th: 1, 2x, last vs. Columbia (6/1/13)
Most runs in top of 14th: N/A
Most runs in top of 15th: N/A

Most runs in bottom of 1st: 11, at Arizona St. (2/9/80, Game One)
Most runs in bottom of 2nd: 16, at Texas Tech (3/15/22)*
Most runs in bottom of 3rd: 15, at Hawaii (4/22/89)
Most runs in bottom of 4th: 12, 2x, last at Air Force (4/15/90)
Most runs in bottom of 5th: 12, at Cal St. Fullerton (3/7/86)
Most runs in bottom of 6th: 12, at LMU (3/11/86)
Most runs in bottom of 7th: 9, at California (5/14/22)
Most runs in bottom of 8th: 11, vs. Oregon State (2/18/22)
Most runs in bottom of 9th: 4, 7x, last at Air Force (4/15/07)
Most runs in bottom of 10th: 4, at Air Force (4/24/65)
Most runs in bottom of 11th: 2, vs. BYU at San Diego St. (3/31/06)
Most runs in bottom of 12th: 2, vs. BYU at San Diego St. (3/31/06)
Most runs in bottom of 13th: N/A
Most runs in bottom of 14th: N/A
Most runs in bottom of 15th: 1, at New Mexico St. (2/9/02)

SERIES

Swept non-conf. series, home: ..vs. Northern Colo., 2/24-26, 2023
Swept non-conf. series, road: at No. 23 Oklahoma St., 3/14-15, 2017
Swept in non-conf. series, home: vs. Dallas Baptist, 3/4-6, 2016
Swept in non-conf. series, road: at California, 5/13-15/2022
Swept MW series, home: vs. San Diego State, 4/26-28, 2024
Swept MW series, road: at San Jose State, 5/22-23, 2021
Swept multiple MW series in a row: 3, 3/3/17-3/26/17
..... at Air Force, vs. San José St., at UNLV
Swept in MW series, home:vs. San Diego State, 3/31-4/2, 2023
Swept in MW series, road: at Air Force, 5/8-9, 2021
Swept in multiple MW series in a row: 3, 4/2-5/9/2021
..... at San Diego State, vs. Fresno State, at Air Force

WALK-OFFS

Won on last at-bat: 4/28/24
..... Devon Dixon vs. San Diego State (9-7, 9 Inn.)
Back-to-back games won in last at-bat: 2/24/24
..... vs. South Dakota State (12-11, 9-8)
Lost on last at-bat: 3/22/24
..... vs. San Jose State
Scored two runs in last at-bat: 5/20/22
..... vs. South Dakota State (13-2, run rule 7 innings)
Scored three runs in last at-bat: 2/24/24
..... vs. Texas Tech (11-10, 9 innings)
Scored four runs in last at-bat: 4/28/24
..... Devon Dixon vs. San Diego State (9-7, 9 Inn.)
Scored five runs in last at-bat: 5/20/22
..... vs. Air Force (13-12, 9 innings)
Scored six runs in last at-bat: 5/20/22
..... vs. Air Force (13-12, 9 innings)
Scored seven runs in last at-bat: 5/20/22
..... vs. Air Force (13-12, 9 innings)
Scored nine runs in last at-bat: 3/21/99
..... vs. TCU (17-16)
Allowed two runs in last at-bat: 3/18/23
..... at Fresno State (8-9)
Allowed three runs in last at-bat: 4/2/21
..... at San Diego State (9-10)
Allowed four runs in last at-bat: 4/2/21
..... at San Diego State (9-10)
Allowed five runs in last at-bat: 4/2/21
..... at San Diego State (9-10)
Allowed six runs in last at-bat: 4/2/21
..... at San Diego State (9-10)

* = School record

= Mountain West record

SANTA ANA STAR FIELD - ALBUQUERQUE, N.M.

Santa Ana Star Field has become one of the toughest places for opponents to play in college baseball as The University of New Mexico baseball team is 166-98-2 (.629) since returning to its former location on March 24, 2013 after nine seasons at Isotopes Park. For decades the home of UNM baseball was known as Lobo Field, but thanks to a 10-year, \$1 million naming rights gift from Tamaya Enterprises, Lobo Field was rechristened Santa Ana Star Field on Dec. 11, 2015.

"We are delighted to strengthen our relationship with Tamaya Enterprises, who have been long-standing supporters of the Lobos," said former UNM Vice President for Athletics Paul Krebs. "The field naming rights is a great example of their commitment to the community and provides us an opportunity for Lobo Athletics to give back to the Pueblo of Santa Ana. The beneficiary of this field naming rights is not just our baseball program but our entire community and state." That was the second major announcement regarding the facility in a three-week span in 2015 as on Nov. 20, the UNM Board of Regents approved construction for the \$2.3 million R.D. and Joan Dale Hubbard Clubhouse.

"This has been a long process, but I want to thank the Hubbards, Scott Grady and his family, our administration, Vice President for Athletics Paul Krebs, and everyone on main campus that helped this project," UNM head coach Ray Birmingham said. "I could go on for hours thanking people because so many have helped make this possible." Santa Ana Star Field received a major upgrade that started before the 2013 season. It received a FieldTurf playing surface, upgraded scoreboard, dugouts, bullpens, and bleachers as a part of the first phase of the Santa Ana Star Field renovation. Further renovations and phases will enhance the concessions areas, the fan plaza between Santa Ana Star Field and the softball field, the press box and the bleachers. Lights were installed



in the fall of 2013.

"We have lights because of (former Lobo) Dee Dennis and a bunch of guys who chipped in to help me and Dee do this," Birmingham said. "This is Lobo Field. This is (the state of) New Mexico's baseball field, at least that's how I feel about it. ... There will not only be Lobo games on here, but there will also be state championship games here. We hope to bring in some great big tournaments over the years to this city and let our kids experience the world. We think New Mexico kids can get the rest of the experiences that the rest of the country has, then they will grow faster and realize they're as good













UNM ALL-TIME AT S.A.S. FIELD

YEAR	W	L	T	PCT.
2013	14	2	0	.875
2014	23	8	1	.734
2015	20	10	0	.667
2016	19	8	0	.704
2017	19	10	0	.655
2018	11	14	1	.442
2019	14	16	0	.467
2020	9	1	0	.900
2021	9	6	0	.600
2022	11	13	0	.458
2023	17	10	0	.630
2024	18	10	0	.640
2025	6	3	0	.666
TOTAL	188	109	2	.630

as anybody."

While now-ABCA Hall of Famer Rich Alday was UNM's head coach, his son Ambrose passed away at age 16 in 1995 from cancer. The Ambrose Alday Memorial Scholarship Fund was set up at New Mexico, and UNM's hitting facility was officially named in their honor ahead of UNM's home game on Feb. 23, 2024, with Norma and the Alday family honored pregame.

TV / PHOTO ROSTER





TOD BROWN HEAD COACH

Tod Brown was named the 12th Lobo Baseball Head Coach on June 17, 2021. He enters the 2024 season in his third year at the helm.

In Brown's second season, the Lobos posted their best winning percentage in a full season since 2017 (.510), finishing fifth in the Mountain West standings (26-25, 13-17 MW) and leading the league in a variety of categories including team batting average (.328), runs (441), RBI (411), triples (24), home runs (87), slugging % (.559) and on-base % (.406). UNM also improved from a 9.06 ERA as a team in Brown's first season to a 5.95 ERA — the program's lowest in a single season since 2016 — while

averaging only 3.20 walks per nine innings, its fewest since 2014. Following the completion of that season, RHP Isaac Gallegos became the first UNM player coached by Brown to be selected in the MLB Draft, going in the 16th Round to the Atlanta Braves.

The 2023 Lobos ranked in the Top 10 in the country in a variety of team statistical categories:

No. 3 in Batting Average (.329)

No. 9 in Double Plays per Game (0.94)

No. 5 in Doubles Per Game (2.45)

No. 10 in Runs per Game (8.60)

No. 4 in Slugging Percentage (.560)

No. 5 in Triples (24) and Triples per Game (0.47)

No. 10 in Walks Allowed per Nine Innings (3.20)

Following the 2023 season, the Lobos also got three All-MW selections — first baseman Reed Spennath was a first-team selection, while third baseman Dylan Ditzenberger and left fielder Lenny Junior Ashby were second-team selections. Ditzenberger went on to be named a CSC Academic All-American for his efforts on the field and in the classroom. Both UNM teams that Brown has coached (2022, 2023) have earned the ABCA Team Academic Excellence Award for their academic accomplishments.

In the 2022 season — Brown's first season in Albuquerque — UNM went 21-33 and finished sixth in the MW standings, with Lenny Junior Ashby and Jeffrey David named to the All-MW Second Team.

PRIOR TO UNM

Brown came to New Mexico after a successful 14 years and 341 wins with North Dakota State, where he currently sits as the second-winningest coach in program history and is the all-time leader in wins per season (24.4). In 2021, Brown led the Bison to the 2021 NCAA Tournament, winning its first Division I postseason game 6-1 over Mountain West opponent Nevada. In the same season, NDSU broke a school record with 20 Summit League victories, besting the previous record of 19 set by his 2017 team, and posted an overall record of 42-19. The Bison also led the nation with 25 road wins and set new school records in strikeouts (474) and putouts (1,567) in a single season.

Brown is no stranger to winning — he owns the two highest single season win totals in NDSU history (42 wins in 2021, 40 wins in 2012), and the only two 40+ win seasons by the program. Brown also owns three of the top-five single-season win totals in NDSU history. Under Brown's leadership, NDSU has played in five Summit League championship games, winning it outright in 2021 and 2014, and qualified for the league's baseball championship eight out of the last 11 years.

Brown took the helm of NDSU in 2008 and turned around a program that had faced three consecutive losing seasons, posting just 38 wins from 2005-07. In 2012, NDSU won a then-school-record 40 games, including an 8-2 win over a No. 5-ranked Arizona team that went on to win the 2012 College World Series. North Dakota State had a school-record .973 fielding percentage and posted a team ERA of 3.38, which was the program's lowest ERA in 37 years.

In 2016, the Bison posted a 29-25 overall record and set a new record for home wins at Newman Outdoor Field with 17 victories. In addition, North Dakota State set a new single season record in saves (17). NDSU defeated No. 19-ranked Minnesota on April 26 in Fargo, marking the second-ever win over an NCAA Division I top-25 opponent.

In the Summit League, Brown has coached two Summit League Players of the Year, one Summit League Newcomer of the Year, 46 All-Summit League selections, 22 Summit League Players of the Week, and 30 Summit League Pitchers of the Week. Under his leadership, Brown has also led players to two Collegiate Baseball Freshmen All-America selections and two College Baseball National Players of the Week.

Not only does Brown produce talent on the field, but also in the classroom. During his tenure at NDSU, Brown has had three NCAA Postgraduate Scholarship Winners, one Senior CLASS Award All-America, one CoSIDA Academic All-America Athlete of the Year, nine CoSIDA Academic All-America selections, 11 CoSIDA Academic All-District selections, one Summit League Scholar-Athlete of the Year, 16 Summit League Academic All-League selections, and was twice honored by NCAA with Public Recognition for perfect APR scores (2012-13 and 2015-16).

The Tucson, Ariz. native, was a left-handed pitcher for the Arizona Wildcats from 1989-94, leading the team in 1992 to a Pac-10 Championship. In 1993 he won six games and saved eight, setting a record with 35 appearances as Arizona fell one game short of Omaha.

Brown then made a career out of coaching college ball in the northern tier of the country. He came to NDSU after eight seasons in Ohio as the pitching coach and recruiting coordinator for Bowling Green State University.

During this time, he recruited or helped develop eight players who have reached the major leagues, including former UNM pitching standout Jamie Vermilyea, who played for the Lobos from 2001-03.

This list also includes Jay Flaa, who made his MLB debut this year, J.J. Hardy and pitcher Tim Wood

The Brown File

Education

University of Arizona 1989-94

Coaching Experience

2008-2021 Head Coach North Dakota State
2022-Present Head Coach University of New Mexico

Career Coaching Record (Year-By-Year)

School	Year	Record	Win Pct.
NDSU	2008	15-30	.333
NDSU	2009	16-28	.372
NDSU	2010	22-30	.423
NDSU	2011	22-32	.407
NDSU	2012	40-20	.667
NDSU	2013	26-27	.491
NDSU	2014	25-26	.490
NDSU	2015	21-30	.412
NDSU	2016	29-25	.537
NDSU	2017	31-25	.554
NDSU	2018	26-24	.520
NDSU	2019	19-24	.442
NDSU	2020*	8-9	.471
NDSU	2021	42-19	.689
NDSU	14 yrs	341-350	.493
UNM	2022	21-33	.389
UNM	2023	26-25	.510
UNM	2024	28-26	.519
UNM	2025	8-5	.615
UNM	4 yrs	83-89	.473
Career	18 yrs	424-439	.489

*Incomplete season due to COVID-19

COACH BROWN VS. 2025 OPPONENTS

Opponent	Overall	UNM	Last
Air Force	7-8	7-8	4/21/24
Arizona	2-14	1-3	2/18/25
Austin Peay	1-0	1-0	2/14/25
Fresno State	8-7	8-7	4/14/24
Grand Canyon	0-3	0-2	3/14/23
Nevada	9-7	8-7	5/12/24
New Mexico St.	8-4	8-4	4/30/24
N. Colorado	20-14	6-2	2/23/25
Oregon State	1-5	1-4	2/19/23
Rhode Island	3-1	3-1	3/2/25
Sam Houston	0-2	0-2	4/7/24
San Diego State	4-11	4-11	4/28/24
San Jose State	6-9	6-9	5/18/24
Seton Hall	1-0	1-0	2/16/25
Tarleton	0-0	0-0	--
Texas Tech	3-5	3-5	3/5/24
UC Irvine	0-1	0-1	2/15/25
UNLV	7-8	7-8	5/5/24
Washington St.	0-0	0-0	--

from Sabino High School, in Tucson, Ariz., outfielder Shelley Duncan and pitchers Josh Pearce and Ben Diggins at the University of Arizona, and pitcher Burke Badenhop and outfielder Nolan Reimold from Bowling Green.

After two years as the pitching coach at Sabino High School in Tucson, Ariz., Brown began his collegiate coaching career in 1999 as a volunteer assistant for Arizona. He worked with pitchers and catchers and was the first-base coach for the Wildcats, who qualified for an NCAA regional. Brown was also a head coach for the San Francisco Seals of the California Coastal Collegiate League in the summer of 1999, compiling a 43-29 record and making a fourth-place finish in the National Baseball Congress World Series.

Tod and his wife Janet have a 23-year old son, Brooks, and a 20-year old daughter, Blake.



MICHAEL LOPEZ

ASSISTANT COACH: PITCHING

Michael Lopez, who previously served as head coach at Howard Community College in Big Spring, Texas, joined the Lobos in the 2021-22 season as a pitching coach. Lopez joined the Lobo squad after spending two seasons at the helm of the Howard program, bolstering a 48-19 overall record.

In 2024, UNM's pitching staff struck out 394 batters in Lopez' third year — the most since 2019 and seventh-most in program history — and collected 10 saves, also the most since 2019. They finished the season with the most wins (28) since 2017 with a No.

2 seed in the MW Tournament, finishing one game away from a regular season championship. In the second season with Lopez coordinating UNM's pitching, the team's ERA improved from 9.06 to 5.95 — UNM's lowest since 2016. UNM pitchers under Lopez also posted their lowest WHIP (1.59) since 2015 and fewest walks per nine innings (3.20) since 2014 in the process, with RHP Isaac Gallegos selected in the 2023 MLB Draft following the season's completion. Under Lopez, two Howard Hawks were named to the 2021 All-Region V Baseball Team, including pitcher Kris Anglin, who led the league in strikeouts (103). Howard's Ethan Coombes was second in the league in strikeouts, retiring 82 throughout the season. Prior to becoming the head coach of the Hawks, Lopez spent three years as an assistant coach under previous head coach, Rob Martinez.

During his time at Howard College, Lopez worked primarily with the pitchers and served as the recruiting coordinator. He has had over 40 players sign with Division I schools during his tenure, three players sign contracts with professional teams, and three players selected as

NJCAA All-Americans.

Lopez originally came to Howard College after a one-year stint with a brand-new NAIA program, Marymount California University (MCU). During his one year at MCU, Lopez was named the associate head coach and helped with day-to-day recruiting.

In the first year of the program, Lopez helped the Mariners win the CAL PAC Conference Championship and reach the 2016 West Grouping Championship. Lopez had three players selected to the 2016 All-California Pacific Conference Team while also coaching the CAL PAC conference player of the year and the CAL PAC Freshman of the year.

Prior to coaching at Marymount California University, Lopez was the volunteer assistant coach for two seasons at the University of Arizona under head coach Andy Lopez. Lopez assisted with the pitchers during practices and helped run the bullpen during games. Off the field, his job consisted of preparing scouting reports on opposing teams, directing the Andy Lopez Baseball Camp, and assisting with recruiting.

Lopez's collegiate career in baseball includes four years (2009-2012) at the University of Arizona. Lopez was named captain of the 2012 team, which won the NCAA National Championship in Omaha, Nebraska.

Lopez graduated from The University of Arizona in 2013 with a bachelor's degree in family studies.



MATT RISDON

ASSISTANT COACH / RECRUITING COORDINATOR

Matt Risdon joined the Lobo Family in 2022 as a volunteer assistant coach, and he currently serves recruiting coordinator and assistant coach. Risdon was previously at Lenoir-Rhyne University for three seasons. Risdon was a Division I catcher at Western Illinois for two seasons and served on the coaching staff for the Fighting Leathenecks from August 2015-July 2019. At UNM, he has been primarily responsible for coaching fielders and hitters.

In 2023, Risdon-coached hitters posted UNM's highest team batting average since 2013 (.328) — good

for best in the conference and No. 3 in NCAA D-I — while leading the MWC in OPS, hits, runs, triples, RBI and home runs. The Lobos' .974 fielding percentage in 2022 was the second-best in program history and best in the MWC, and their 48 double plays turned was the most in the conference.

The Lobos put up similar numbers in 2024 en route to their best MW finish (2nd) and first MW Tournament berth since 2017 — at the end of the season, UNM ranked No. 7 in NCAA D-I in Batting Average (.319) and No. 13 in On Base Percentage (.421) as well as No. 17 in Doubles Per Game (2.24), No. 31 in Slugging Percentage (.515), No. 25 in Scoring (8.4), leading the MW in nearly every offensive category. The Lobos posted a .968 fielding percentage while

ranking No. 15 in the nation in Double Plays Per Game (0.94).

In 2022, Risdon helped Lenoir-Rhyne University to the best season in program history with a 46-13 overall record and a record 25 wins at home. The Bears would post a 19-game winning streak, the longest in program history, and were ranked as high as No. 11 in the nation. The Bears would capture just the third SAC Tournament title in program history and advanced to just the second NCAA Tournament appearance in team history. Risdon was the catching coach and assisted with hitting and recruiting. In 2022 the Bears broke multiple offensive records such as: home runs, runs, RBIs, walks, HBPs, hits, as well as many other team records. The Bears season was capped off with their senior catcher, Nick Clarno, signing with the Atlanta Braves.

Risdon began his coaching career as the Director of Baseball Operations with WIU in August 2015 and served in that role for one season before being named the program's graduate assistant. After finishing his Master in Sports Management in May 2017, Risdon earned the title of assistant coach and recruiting coordinator prior to the 2018 campaign. Risdon was primarily responsible for catchers and assisted with hitting and infielders while also serving as the third base coach. Risdon helped with defensive positioning and discussed hitting approach with players during game review. Risdon also helped with administrative duties such as: travel, team meals, fundraising, scouting, and monitoring student-athlete academic eligibility.

Risdon played in 40 career games for Western Illinois. He earned his bachelor's degree in exercise science in 2015.



JUSTIN MITCHELL

ASSISTANT COACH: HITTING

Justin Mitchell joined the Lobo Family in August of 2023 and he serves as assistant coach. He coaches UNM's catchers as well as hitting for head coach Tod Brown.

In his first season as UNM's hitting coach, the Lobos wrapped up the regular season as the MW's statistical leaders in batting average (.323), slugging % (.521) and on-base % (.426) as well as runs (448), hits (588), RBI (415), total bases (947) and walks (285).

They ranked No. 8 in the nation in average at the conclusion of the season.

Mitchell spent the 2023 season as a graduate assistant coach at K-State under Pete Hughes. The 2023 Wildcats went 35-24 and advanced to the semifinals of the Big 12 Championship. His G.A. stint came after he played one season at K-State, hitting .308 with five homers and 22 RBIs over 52 games, playing catcher as a grad transfer. Mitchell played four seasons at Oklahoma, where he graduated. Over his time he played in 116 games, hitting .261 with two homers and 38 RBIs. He recorded 991 career putouts as a catcher.

He graduated from Oklahoma in 2022.

NEW MEXICO 2025 FIELDING STATS

Player	c	po	a	e	fld%	dp	sba	csb	sba%	pb	ci
47 OTT, Ethan	120	113	7	0	1.000	12	0	0	---	0	0
24 WILLIAMS, Brodey	67	61	6	0	1.000	0	10	3	.769	0	0
2 BRASS, Cooper	43	16	27	0	1.000	4	0	0	---	0	0
20 BANISTER, Luke	34	31	3	0	1.000	1	6	3	.667	3	0
12 ASBY, Will	25	25	0	0	1.000	0	0	0	---	0	0
10 ORIACH, Jordy	17	17	0	0	1.000	0	0	0	---	0	0
5 MILLER, Shane	7	4	3	0	1.000	1	0	0	---	0	0
4 WOOD, Tye	7	7	0	0	1.000	0	0	0	---	0	0
27 LOPEZ, David	5	1	4	0	1.000	0	2	1	.667	0	0
34 BARNHOUSE, Josh	4	1	3	0	1.000	0	1	0	1.000	0	0
26 MANSY, Luke	4	0	4	0	1.000	1	0	0	---	0	0
33 PURSER, Daxton	3	0	3	0	1.000	0	1	0	1.000	0	0
39 CASTILLO, Ryan	2	0	2	0	1.000	0	0	3	.000	0	0
23 CUNNINGHAM, Ty	2	1	1	0	1.000	0	0	0	---	0	0
11 CORNELIUS, Matt	1	0	1	0	1.000	0	0	1	.000	0	0
13 ROMERO, Matt	1	0	1	0	1.000	0	1	0	1.000	0	0
49 MESSMORE, Jack	1	0	1	0	1.000	0	2	0	1.000	0	0
25 WISEMAN, Luke	1	1	0	0	1.000	0	3	0	1.000	0	0
6 MCBROOM, Brian	1	1	0	0	1.000	0	0	0	---	0	0
29 HERD, Caleb	41	36	4	1	.976	0	4	2	.667	0	0
43 TRUJILLO, Gene	37	34	2	1	.973	1	0	0	---	0	0
15 WALKER, Khalil	30	29	0	1	.967	0	0	0	---	0	0
3 WASLEFSKY, Karsen	54	17	35	2	.963	8	0	0	---	0	0
14 CARRIS, Akili	24	10	12	2	.917	2	0	0	---	0	0
9 MCALISTER, Josh	77	20	50	7	.909	7	0	0	---	0	0
8 ALVAREZ, Diego	7	2	4	1	.857	0	5	2	.714	0	0
31 PENGELLY, Dayne	4	1	2	1	.750	1	2	2	.500	0	0
48 NEIL, Andrew	0	0	0	0	.000	0	0	0	---	0	0
38 LEHMBECK, Blake	0	0	0	0	.000	0	0	0	---	0	0
42 BELL, Blake	0	0	0	0	.000	0	1	0	1.000	0	0
19 STILL, Justin	0	0	0	0	.000	0	2	0	1.000	0	0
7 WHITE, Tommy	0	0	0	0	.000	0	0	0	---	0	0
35 MONTEFORTE, Presley	0	0	0	0	.000	0	0	0	---	0	0
Totals	619	428	175	16	.974	14	20	9	.690	3	0
Opponents	589	420	156	13	.978	14	19	7	.731	3	0

Hitting minimums - 1 Games 1 AB 2.0 AB/Game 1 TPA 2.0 TPA/Game

Pitching minimums - 1 Games 1.0 IP/Game

NEW MEXICO 2025 COMBINED STATS

Record: 8-9 Home: 6-3 Away: 0-5 Neutral: 2-1 MW: 0-0

Date	Opponent	Score	Player	avg	slug	ob%	g	ab	r	h	2b	3b	hr	rbi	bb	so	sb	cs	e	
2/14	vs Austin Peay	w 9-6	ORIACH, Jordy	.433	.866	.513	17	67	21	29	9	1	6	22	9	8	1	1	0	
2/15	vs UC Irvine	l 4-18	WALKER, Khalil	.369	.692	.397	17	65	14	24	7	4	2	9	2	4	2	1	1	
2/16	vs Seton Hall	w 5-3	CARRIS, Akili	.362	.414	.393	14	58	7	21	3	0	0	18	3	13	1	2	2	
2/18	at Arizona	l 0-10	BRASS, Cooper	.333	.378	.411	13	45	12	15	2	0	0	8	8	5	3	1	0	
2/21	N. COLORADO	l 15-16	OTT, Ethan	.327	.577	.397	13	52	13	17	5	1	2	17	5	15	0	0	0	
2/22	N. COLORADO	l 11-15	MCALISTER, Josh	.313	.646	.476	16	48	13	15	1	0	5	12	11	18	6	0	7	
2/22	N. COLORADO	w 13-4	ASBY, Will	.290	.507	.359	17	69	18	20	9	0	2	7	7	9	1	0	0	
2/23	N. COLORADO	w 12-7	WASLEFSKY, Karsen	.250	.409	.313	12	44	8	11	2	1	1	8	3	7	2	1	2	
2/25	NM STATE	w 7-0	-----																	
2/28	RHODE ISLAND	l 13-14	NEIL, Andrew	.400	.400	.571	6	5	0	2	0	0	0	0	0	2	0	0	0	
3/1	RHODE ISLAND	w 15-14	MANSY, Luke	.333	.444	.600	7	9	2	3	1	0	0	0	4	1	0	0	0	
3/2	RHODE ISLAND	w 8-4	WILLIAMS, Brodey	.310	.379	.459	8	29	6	9	2	0	0	2	7	8	0	1	0	
3/2	RHODE ISLAND	w 10-9	WOOD, Tye	.269	.577	.500	12	26	10	7	3	1	1	5	9	6	2	0	0	
3/7	at Tarleton State	l 4-10	BANISTER, Luke	.250	.450	.238	5	20	3	5	1	0	1	8	0	5	0	0	0	
3/8	at Tarleton State	l 0-4	HERD, Caleb	.250	.438	.294	5	16	2	4	0	0	1	2	1	7	0	0	1	
3/8	at Tarleton State	l 6-9	TRUJILLO, Gene	.190	.333	.393	8	21	5	4	0	0	1	2	4	9	1	0	1	
3/9	at Tarleton State	l 3-4	MILLER, Shane	.000	.000	.286	3	4	1	0	0	0	0	3	2	2	0	0	0	
Totals				.322	.542	.415	17	578	135	186	45	8	22	123	75	119	19	7	13	
Opponents				.313	.543	.403	17	588	147	184	43	19	18	137	71	130	20	9	13	

LOB - Team (139), Opp (126). DPs turned - Team (14), Opp (14).

Player	era	w-l	app	gs	cg	sh	sv	ip	h	r	er	bb	so	avg	hr
BARNHOUSE, Josh	3.18	1-0	9	0	0	0	0	17.0	14	6	6	1	11	.226	1
CASTILLO, Ryan	5.00	2-1	4	4	0	0	0	18.0	22	13	10	8	17	.301	1
PENGELLY, Dayne	7.79	1-0	5	5	0	0	0	17.1	19	16	15	12	14	.279	0
ALVAREZ, Diego	9.45	1-2	4	4	0	0	0	20.0	29	21	21	3	15	.337	3

CUNNINGHAM, Ty	3.48	0-1	6	0	0	0	4	10.1	7	4	4	8	9	.189	0
WISEMAN, Luke	5.79	1-0	6	0	0	0	0	4.2	7	3	3	3	7	.350	0
WHITE, Tommy	6.75	1-0	4	0	0	0	0	6.2	11	6	5	3	7	.367	2
LOPEZ, David	9.37	1-2	4	4	0	0	0	16.1	20	19	17	9	14	.294	3
PURSER, Daxton	10.66	0-2	6	0	0	0	1	12.2	15	15	15	5	22	.283	3
CORNELIUS, Matt	12.27	0-0	4	0	0	0	0	7.1	11	10	10	5	8	.379	2
ROMERO, Matt	13.50	0-0	3	0	0	0	0	1.1	2	2	2	2	0	.333	0
MESSMORE, Jack	17.61	0-1	5	0	0	0	0	7.2	15	17	15	6	5	.417	1
LEHMBECK, Blake	18.00	0-0	1	0	0	0	0	1.0	1	2	2	0	0	.333	0
MCBROOM, Brian	18.00	0-0	1	0	0	0	0	1.0	2	2	2	0	0	.500	0
BELL, Blake	54.00	0-0	2	0	0	0	0	0.2	3	4	4	3	0	.600	2
MONTEFORTE, Presley	54.00	0-0	1	0	0	0	0	0.1	3	2	2	0	1	.750	0
STILL, Justin	99.00	0-0	2	0	0	0	0	0.1	3	5	5	3	0	.750	0
Totals	8.71	8-9	17	17	0	1	5	142.2	184	147	138	71	130	.313	18
Opponents	7.84	9-8	17	17	0	2	1	140.0	186	135	122	75	119	.322	22

PB - Team (3), BANISTER, L. 3, Opp (3). Pickoffs - Team (2), ALVAREZ, D. 1, CORNELIUS, M 1. SBA/ATT - WILLIAMS, B. (10-13), BANISTER, L. (6-9), ALVAREZ, D. (5-7), HERD, C. (4-6), PENGELLY, D. (2-4), CASTILLO, R. (0-3), LOPEZ, D. (2-3), WISEMAN, L. (3-3), STILL, J. (2-2), MESSMORE, J. (2-2), ROMERO, M. (1-1), BARNHOUSE, J (1-1), CORNELIUS, M (0-1), BELL, B. (1-1), PURSER, D. (1-1).

Score by innings	1	2	3	4	5	6	7	8	9	Total
New Mexico	23	30	23	9	11	16	9	9	5	135
Opponents	16	16	13	12	25	11	31	7	16	147

Win-loss breakouts: Day 6-8; Night 2-1; vs Left 1-0; vs Right 7-9;
 1-run games 2-3; 2-run games 1-0; 5+run games 3-3; Extra inns 0-0; Shutouts 1-2.
 Current streak: Lost 4; Longest winning streak: 3; Longest losing streak: 4.
 Attendance: Home 4453 (avg 636); Away 4539 (avg 567); Total 8992 (avg 599).