



6-TIME NCAA REGIONAL QUALIFIER - 95 MLB DRAFT PICKS - 28 ALL-AMERICANS

NEW MEXICO BASEBALL

2025 GAME NOTES

@UNMLOBOBASEBALL

GAMES 21-24



NEW MEXICO LOBOS (11-9, 3-0 MW) RPI: 160

Head Coach: Tod Brown, 4th season (86-93 UNM) [427-443 overall]
2024 Home: 18-10 | Away: 7-10 | Neutral: 2-4 | 2024 Final RPI: #202
UNM All-Time Series vs. Nevada: 31-34 | H: 12-18 | A: 14-13 | N: 1-3



VS NEVADA (12-8, 1-2 MW) RPI: 164

MAR. 21-23 | RENO, NEV. | DON WEIR FIELD AT PECCOLE PARK
Head Coach: Jake McKinley, 3rd season (57-67, .460)
2024 Record: 25-26 | 2024 Final RPI: #187

LEADING OFF...

Fresh off an emphatic sweep of UNLV to open up conference play, New Mexico Baseball looks to keep rolling when the Lobos (11-9, 3-0 MW) head to Reno to take on Nevada (12-8, 1-2 MW) for another three-game Mountain West weekend series March 21-23.

With Friday's series opener set for a 7 p.m. MT and Saturday's Game Two at 3 p.m. MT, with Sunday's finale at 1 p.m. (all times MT).

After snapping a four-game skid with the clean sweep of the Rebels last weekend at home, the Lobos remain one of the nation's most productive offenses heading into this weekend -- they rank No. 6 in the nation in team Batting Average (0.333), No. 14 in slugging (.558), No. 11 in doubles per game (2.65) and No. 15 in triples per game (0.45) while cracking the Top 50 in the nation in on-base percentage (39th, .426), scoring per nine innings (44th, 8.6) and homers per game (49th, 1.40).

Still looking for their first road win of the year, UNM will take on a Wolf Pack squad that was voted to finish second in the MW Preseason Coaches' Poll and sits at 12-8 on the season and 1-2 in conference play after dropping two of three on the road last weekend at preseason favorite Fresno State (9-11, 2-1 MW).

All of this weekend's series will be broadcast free via the MW Network, with live stats, streaming options and more available via GoLobos.com/BSBGameDay. Follow @UNMLoboBaseball on IG, X and Facebook for comprehensive coverage, promotional updates, behind-the-scenes content and more.

ALL-TIME SERIES

UNM trails the all-time series 31-34 but is 31-32 against the Wolf Pack in Mountain West matchups,

UNM NCAA D-I STATISTICAL RANKS (3/19)

Stat	Rank	Value
Batting Average	6	0.333
HR Per Game	49	1.40
Doubles Per Game	11	2.65
Triples Per Game	15	0.45
Slugging %	14	0.558
On Base %	39	0.426
Scoring	44	8.6
DP Per Game	69	0.80

with a 14-13 edge in matchups in Reno and a 12-18 record at home (1-3 neutral). Head Coach Tod Brown is 8-7 against Nevada in his tenure at UNM. Last season, the Lobos dropped two out of three on the road in Reno (2-13, 3-4, 10-8) but returned the favor in their final home series of the season at Santa Ana Star Field (16-0, 0-2, 11-5).

LAST TIME OUT (vs. UNLV, 3/14-3/16)

New Mexico dominated at the plate and on the mound in its three-game sweep of UNLV, outscoring the Rebels 36-17 while batting .391 as a team. The Lobos crushed six home runs, nine doubles, and one triple while posting a .645 slugging percentage to go with a .485 OBP, drawing 18 walks and 4 hit-by-pitches while only striking out 14 times in three games.

- Josh McAlister led the Lobos with a .636 average (7-for-11), 7 runs scored, 4 RBIs, 1 HR, and a .714 OBP while playing error-free at second base, stitching nine assists to go with five putouts.
- Akili Carris (.538, 7-for-13, 6 R, 2 2B) provided steady offensive production after going 2-for-11 the previous weekend on the

CONTINUED ON PAGE 2

2025 SCHEDULE

OVERALL: 11-9 | MW: 0-0

H: 9-3 | A: 0-5 | N: 2-1

DATE	OPPONENT	TIME(MT)
2/14	Vs. Austin Peay [^]	W, 9-6
2/15	Vs. Uc Irvine [^]	L, 4-18
2/16	Vs. Seton Hall [^]	W, 5-3
2/18	Arizona	I, 0-10 (7)
2/21	N. Colorado	L, 15-16
2/22	N. Colorado ^{DH}	L, 11-15
2/22	N. Colorado ^{DH}	W, 13-4
2/23	N. Colorado	W, 12-7
2/25	New Mexico St.	W, 7-0
2/28	Rhode Island	L, 13-14
3/1	Rhode Island	W, 15-14
3/2	Rhode Island ^{DH}	W, 8-4 (7)
3/2	Rhode Island ^{DH}	W, 10-9
3/7	Tarleton	L, 4-10
3/8	Tarleton ^{DH}	L, 0-4 (7)
3/8	Tarleton ^{DH}	L, 6-9
3/9	Tarleton	L, 3-4
3/14	UNLV*	W, 12-6
3/15	UNLV*	W, 13-3 (8)
3/16	UNLV*	W, 11-8
3/21	Nevada*	7 PM
3/22	Nevada*	3 PM
3/23	Nevada*	1 PM
3/25	Grand Canyon	6 PM
3/28	Air Force*	6 PM
3/29	Air Force*	2 PM
3/30	Air Force*	12 PM
4/1	New Mexico St.	6 PM
4/4	Fresno St.*	7 PM
4/5	Fresno St.*	4 PM
4/6	Fresno St.*	2 PM
4/8	Texas Tech	2 PM
4/11	Washington St.*	6 PM
4/12	Washington St.*	2 PM
4/13	Washington St.*	12 PM
4/15	New Mexico St.	6 PM
4/17	UNLV*	TBA
4/18	UNLV*	TBA
4/19	UNLV*	TBA
4/22	New Mexico St.	6 PM
4/25	San Jose St.*	6 PM
4/26	San Jose St.*	2 PM
4/27	San Jose St.*	12 PM
5/2	San Diego St.*	7 PM
5/3	San Diego St.*	5 PM
5/4	San Diego St.*	1 PM
5/7	Texas Tech	TBA
5/9	Air Force*	1 PM
5/10	Air Force*	1 PM
5/11	Air Force*	12 PM
5/15	Fresno St.*	6 PM
5/16	Fresno St.*	2 PM
5/17	Fresno St.*	12 PM
5/21-25	MW Tournament	—

[^] - MLB DESERT INVITATIONAL - FIRST TWO GAMES HOSTED AT SLOAN PARK (MESA, AZ), WITH THE THIRD AT SALT RIVER FIELDS (SCOTTSDALE, AZ).
^{*} - MOUNTAIN WEST CONFERENCE GAME
HOME GAMES IN BOLD



1962 2010 2011
2012 2013 2016

REGIONAL APPEARANCES



1962 2000 2011
2011 2012 2013
2014 2016 2017

REGULAR SEASON CHAMPIONS
TOURNAMENT CHAMPIONS

UNIVERSITY OF NEW MEXICO

Location	Albuquerque, N.M.
Founded	1889
Enrollment	8,800
Nickname	Lobos
Colors	Cherry and Silver
Affiliation	NCAA Division I
Conference	Mountain West
President	Garnett Stokes
Dir. of Athletics	Fernando Lovo
Faculty Rep.	Karen Gaudreault
Athletics Phone	(505) 925-5521
Ticket Ops.	(505) 925-5627

BASEBALL STADIUM

Home Field	Santa Ana Star Field
Capacity	1,000
Dimensions	338 (LF); 408 (LC); 420 (CF); 408 (RC) 338 (RF)

LOBO BASEBALL HISTORY

First Season	1899
Overall Record	1972-1824-18 (.519)
Overall MW Record	354-273-1 (.564)
Years in NCAA Postseason	6 (1962, 2010, '11, '12, '13, '16)
Conference Titles	7 (1962, 2000, '11, '12, '13, '14, '17)
Conference Tournament Titles	3 (2011, '12, '16)

COACHING STAFF

Head Coach	Tod Brown
Years at UNM	4th season
Record at UNM	86-93 (4 yr.)
Overall Record	427-443 (18 yrs.)
Asst. Coach / Pitching	Michael Lopez
Years at UNM	4th season
Asst. Coach / Recruiting	Matt Risdon
Years at UNM	3rd season
Asst. Coach (Hitting)	Justin Mitchell
Years at UNM	2nd season
Dir. of Ops / Player Development	Tyler McPeak
Years at UNM	1st season
Athletic Trainer	Robert Rimorin

2024 REVIEW

Overall Record	28-26
MWC Record (Finish)	17-13 (2nd)
Home Record	18-10
Away Record	8-12
Neutral Record	2-4
Starters Returning/Lost	7/7
Pitchers Returning/Lost	10/8
Letterwinners Returning/Lost	23/15
Newcomers	17

THROUGH THE ORDER (PROJECTED LINEUP)

NO.	PLAYER	YR/POS	BA	SLG	OBP	G/AB	R	H	2B	3B	HR	RBI	BB	SO
4	Tye Wood	SR/OF	.281	.563	.500	15/32	12	9	4	1	1	7	11	7
12	Will Asby	SR/OF	.293	.476	.366	20/82	19	24	9	0	2	8	8	9
10	Jordy Oriach	JR/OF	.423	.859	.511	20/78	25	33	9	2	7	26	12	9
47	Ethan Ott	SR/DH	.328	.594	.410	16/64	17	21	6	1	3	21	7	17
24	Brodey Williams	JR/C	.324	.405	.468	10/37	8	12	3	0	0	3	9	12
14	Akili Carris	JR/INF	.394	.465	.427	17/71	13	28	5	0	0	18	4	14
9	Josh McAlister	SR/INF	.373	.712	.519	19/59	20	22	2	0	6	16	14	20
3	Karsen Waslefsky	JR/INF	.268	.411	.328	15/56	10	15	3	1	1	15	4	8
15	Khalil Walker	SR/OF	.351	.636	.378	20/77	16	27	8	4	2	12	3	5

OTHER KEY HITTERS

2	Cooper Brass	R-FR/INF	.326	.370	.404	14/46	13	15	2	0	0	8	8	5
26	Luke Mansy	SR/INF	.400	.500	.647	9/10	3	4	1	0	0	1	4	1
48	Andrew Neil	SR/UTL	.364	.909	.467	8/11	3	4	0	0	2	5	0	4
24	Caleb Herd	JR/C	.316	.632	.409	6/19	3	6	0	0	2	6	3	8
43	Gene Trujillo	FR/1B	.182	.318	.379	9/22	5	4	0	0	1	2	4	9

Stats are for 2025 season

road, racking up three hits on both Friday and Saturday while scoring multiple runs in each.

- **Jordy Oriach** (.364, 4-for-11, HR, 4 RBI, .818 SLG) blasted his team-leading seventh home run of the year and drove in four runs. He and
- **Will Asby** (4-for-13, RBI, R) are both riding team-best 16-game on-base streaks, with Asby extending his hit streak to seven games.

- **Ethan Ott** (.333, 4-for-12, HR, 4 RBI) added a homer and a double while anchoring first base with a perfect fielding percentage.

- **Karsen Waslefsky** (.333, 4-for-12, 7 RBI, 2B) led the team in RBIs, driving in a career-high five runs in Game 2.

- **Andrew Neil** (.333, 2 HR, 5 RBI) played the hero with two home runs in only his second career start in left field in Sunday's finale, mashing a leadoff home run to tie things up at 1-1 in the Lobos' first at-bat of the game before exiting Santa Ana Star Field a second time in the bottom of the ninth to end the game and seal the sweep in walkoff fashion.

The pitching staff posted a 4.85 ERA over the weekend -- its lowest in a weekend series this season -- with standout relief performances helping to secure the sweep.

- **Josh Barnhouse** (4.2 IP, 3 H, 0 ER, 1 BB, 4 K) was dominant out of the bullpen, making two scoreless appearances while earning a win with a shutdown outing in the finale as the Lobos rallied late.

- **Ryan Castillo** (8.0 IP, 8 H, 3 ER, 8 K) turned in a career-best start, setting personal highs in innings and strikeouts while going the complete game to earn the win on Saturday and improve to 3-1 on the season -- the first Lobo pitcher to

go CG so across seven or more innings since 2021.

- **Daxton Purser** (5.0 IP, 5 H, 2 ER, 5 K) delivered a quality start in the series opener to earn the win.

- **Dayne Pengelly** (4.2 IP, 10 H, 4 R, 2 ER, 3 K) worked to minimize early traffic to keep the Lobos in position for their Game 3 comeback.

BARNHOUSE KEEPING IT DIFFICULT

Over the last two weekend series, RHP Josh Barnhouse has appeared four times for a total of 7 1/3 innings of work, allowing just one run on five hits in that span (1.17 ERA). On Sunday, the 6-6 righty senior earned his second win of the season to improve to 2-0 with 2 1/3 frames of hitless relief, striking out three as he helped UNM seal the weekend sweep.

On the season, Barnhouse has posted a 2.49 ERA across 21 2/3 innings on the mound, striking out 15 while walking just two.

LONG BALL LOBOS

Through 20 games in 2024, the Lobos had 22 homers from nine different players -- through 20 games this season, 11 different players have combined for 28 home runs. Jordy Oriach (7 HR) and Josh McAlister (6 HR) lead the way, with Ethan Ott (3), Will Asby (2), Caleb Herd (2) and Andrew Neil (2) all hitting multiple. McAlister has already matched his homer total from the 2024 season (31 games played).

2024 REVIEW / 2025 PREVIEW

The Lobos improved their overall record for the second year in a row in 2024 en route to their first Mountain West Tournament berth since 2017, going 28-26 and 17-13 in Mountain West play.

CONTINUED ON PAGE 3

PRESEASON MWC

COACHES' POLL

2025 PREDICTED ORDER OF FINISH

RANK	SCHOOL (1st Place Votes)	PTS
1.	Fresno State (6)	43
2.	Nevada	35
3.	Washington State (1)	30
4.	UNLV (1)	27
4.	New Mexico	27
4.	San Diego State	27
7.	Air Force	19
8.	San José State	16

PRESEASON ALL-MWC

NAME	YR.	POS.	INSTITUTION
Chase Spencer	Sr.	OF/P	Air Force
Jack Anker	Jr.	P	Fresno State
Victor Arreola	Jr.	P	Fresno State
Murf Gray	Jr.	INF	Fresno State
Eddie Saldivar	Sr.	INF	Fresno State
Michael Ball	Sr.	INF	Nevada
Taylor Holder	Sr.	OF	Nevada
Ethan O'Neal	Sr.	P	Nevada
Will Asby	Gr.	OF	New Mexico
Khalil Walker	Jr.	OF	New Mexico
Finley Bates	So.	INF	San Diego State
Omar Serrano	Sr.	P	San Diego State
Paul Myro IV	Jr.	INF	UNLV
Max Hartman	Jr.	OF	Washington State

2025 NUMERICAL ROSTER

NO.	NAME	POS.	HT.	WT.	B/T	YR.	HOMETOWN (PREV. SCHOOL)
2	Cooper Brass	INF	5-10	170	R/R	R-FR	Chandler, AZ (Hamilton HS)
3	Karsen Waslefsky	INF	6-0	190	R/R	JR	Gilbert, AZ (Casteel HS/South Mountain CC)
4	Tye Wood	OF	5-11	185	S/L	SR	Gardner, KS (Gardner Edgerton HS/Iowa Western)
5	Shane Miller	INF	6-1	190	L/R	FR	Gilbert, AZ (Higley HS)
6	Brian McBroom	RHP	6-0	180	R/R	SR	Oakley, CA (Freedom HS/Howard College)
7	Tommy White	RHP	6-4	210	R/R	JR	Albuquerque, NM (Cibola HS/Illinois/Pima CC)
8	Diego Alvarez	RHP	5-10	185	R/R	JR	Sahuarita, AZ (Sahuarita HS/Pima CC)
9	Josh McAlister	INF	6-2	195	R/R	SR	Homewood, IL (Flossmoor HS/Ohio St.)
10	Jordy Oriach	OF	6-5	225	L/L	JR	Haverhill, MA (Haverhill HS/Frank Phillips College)
11	Matt Cornelius	LHP	6-0	185	L/L	SR	Zuni, NM (St. Pius X/Pima CC/Arizona State)
12	Will Asby	OF	5-11	200	L/R	SR	Sacramento, CA (Jesuit HS/Sac. City Coll./San Francisco)
13	Matt Romero	LHP	6-0	195	L/L	SR	Albuquerque, NM (Sandia HS/New Mexico St.)
14	Akili Carris	INF	6-2	185	R/R	JR	Albuquerque, NM (La Cueva HS)
15	Khalil Walker	OF	5-10	170	L/L	SR	Mansfield, TX (Timberview HS/E. Arizona)
16	Grant Origer	RHP	6-3	225	R/R	FR	Parker, TX (Plano East HS)
17	Cristian Mogen	RHP	6-0	200	R/R	R-FR	Peoria, AZ (Centennial HS)
18	Beck Sullivan	RHP	5-11	180	R/R	FR	Waxahachie, TX (Waxahachie HS)
19	Justin Still	LHP	6-3	215	L/L	SR	Chandler, AZ (Perry HS)
20	Luke Banister	C	5-10	200	R/R	SR	Round Rock, TX (Hutto HS/Temple Coll./Cleveland Coll.)
22	Ben Baker-Livingston	RHP	6-2	185	R/R	R-JR	Richardson, TX (Plano East HS)
23	Ty Cunningham	RHP	6-3	215	R/R	JR	Iowa Park, TX (Iowa Park HS/Vernon College)
24	Brodey Williams	C	6-0	210	L/R	JR	Houston, TX (Barbers Hill HS/McLennan CC)
25	Luke Wiseman	RHP	6-0	215	R/R	R-JR	Wylie, TX (Wylie HS/Odessa College)
26	Luke Mansy	INF/OF	5-10	180	L/R	R-JR	San Diego, CA (St. Augustine HS/Santa Clara/Grossmont)
27	David Lopez	RHP	6-2	220	R/R	SR	Mission, TX (Sharyland Pioneer HS/Wharton County JC)
28	Charles Lavigne	RHP	6-5	210	L/R	FR	Blainville, Quebec (Ecole Saint-Gabriel HS)
29	Caleb Herd	C	5-9	185	R/R	JR	Vail, AZ (Cienega HS/Pima CC)
31	Dayne Pengelly	RHP	6-3	215	L/R	SR	Rio Rancho, NM (Cleveland HS/Embry-Riddle/Pima CC)
32	Sydney Ward	OF	6-0	240	R/R	JR	Albuquerque, NM (McKinney HS/Amarillo College)
33	Daxton Purser	LHP	6-1	225	L/L	SR	Providence, UT (Ridgeline HS/Salt Lake CC)
34	Josh Barnhouse	RHP	6-6	240	R/R	SR	Prosper, TX (Prosper HS/Crowder College)
35	Presley Monteforte	LHP	6-0	190	R/L	JR	Centennial, CO (Arapahoe HS/Phoenix College)
36	Elias Fiddler	UTL	6-0	200	R/R	JR	Durango, CO (Durango HS/Utah)
38	Blake Lehmbeck	RHP	6-1	225	R/R	SO	Tucson, AZ (Canyon Del Oro HS)
39	Ryan Castillo	RHP	6-2	195	R/R	SO	Los Lunas, NM (Los Lunas HS)
42	Blake Bell	RHP	6-4	215	R/R	FR	Phoenix, AZ (Mountain Pointe HS)
43	Gene Trujillo	1B	6-6	245	L/R	SO	Albuquerque, NM (St. Pius X)
47	Ethan Ott	1B/OF	6-2	215	R/R	SR	Chesapeake, VA (Greenbriar Christian/UNC Pembroke)
48	Andrew Neil	RHP/IF	5-11	185	L/R	SR	Oakley, CA (Freedom HS/Folsom Lake CC)
49	Jack Messmore	RHP	6-1	215	L/R	JR	Niceville, FL (Niceville HS/Delaware State)

COACHING STAFF

- 21 Tod Brown ¹ - Head Coach, 4th season
- 45 Michael Lopez ² - Assistant Coach, 4th season
- 37 Matt Risdon ³ - Assistant Coach, 3rd season
- 46 Justin Mitchell ⁴ - Assistant Coach, 2nd season
- Tyler McPeak - Dir. of Ops & Player Development, 1st season

¹ Coaches Third Base

² Pitching Coach

³ Coaches First Base

⁴ Hitting Coach

PRONUNCIATIONS

- #3 Karsen **Waslefsky** - Wah-sleff-skee
- #10 Jordy **Oriach** - Or-ee-otch
- #12 Will **Asby** - Az-bee
- #14 **Akili Carris** - Achille care-iss
- #15 **Khalil Walker** - Kuh-lil, not leel
- #27 **David Lopez** - Dahveed
- #31 Dayne **Pengelly** - Pen-ghell-ee (hard g)
- #38 Blake **Lehmbeck** - Lem-beck
- #43 Gene **Trujillo** - True-hee-yo

2025 ALPHABETICAL ROSTER

NO.	NAME	POS.	HT.	WT.	B/T	YR.	DOB	HOMETOWN (HIGH SCHOOL)
8	Diego Alvarez	RHP	5-10	185	R/R	JR	6/5/04	Sahuarita, AZ (Sahuarita HS)
12	Will Asby	OF	5-11	200	L/R	SR	1/15/01	Sacramento, CA (Jesuit HS)
22	Ben Baker-Livingston	RHP	6-2	185	R/R	R-JR	1/8/03	Richardson, TX (Plano East HS)
20	Luke Banister	C	5-10	200	R/R	SR	6/21/01	Round Rock, TX (Hutto HS)
34	Josh Barnhouse	RHP	6-6	240	R/R	SR	5/30/03	Prosper, TX (Prosper HS)
42	Blake Bell	RHP	6-4	215	R/R	FR	4/1/05	Phoenix, AZ (Mountain Pointe HS)
2	Cooper Brass	INF	5-10	170	R/R	R-FR	2/14/05	Chandler, AZ (Hamilton HS)
39	Ryan Castillo	RHP	6-2	180	R/R	SO	9/25/04	Los Lunas, NM (Los Lunas HS)
14	Akili Carris	INF	6-2	185	R/R	JR	6/24/04	Albuquerque, NM (La Cueva HS)
11	Matt Cornelius	LHP	6-0	185	L/L	SR	8/21/02	Zuni, NM (St. Pius X HS)
23	Ty Cunningham	RHP	6-3	215	R/R	JR	8/15/03	Iowa Park, TX (Iowa Park HS)
36	Elias Fiddler	UTL	6-0	175	R/R	JR	9/26/02	Durango, CO (Durango HS)
29	Caleb Herd	C	5-9	185	R/R	JR	10/10/03	Vail, AZ (Cienega HS)
28	Charles Lavigne	RHP	6-5	200	L/R	FR	5/19/05	Blainville, Quebec (Ecole St.-Gabriel HS)
38	Blake Lehmbeck	RHP	6-1	195	R/R	SO	3/13/04	Tucson, AZ (Canyon Del Oro HS)
27	David Lopez	RHP	6-1	220	R/R	SR	7/7/03	Mission, TX (Sharyland Pioneer HS)
26	Luke Mansy	INF/OF	5-10	180	L/R	R-JR	9/14/02	San Diego, CA (St. Augustine HS)
9	Josh McAlister	INF	6-2	185	R/R	SR	1/10/03	Homewood, IL (Flossmoor HS)
6	Brian McBroom	RHP	6-0	180	R/R	SR	11/1/02	Oakley, CA (Freedom HS)
49	Jack Messmore	RHP	6-1	215	L/R	JR	1/5/04	Niceville, FL (Niceville HS)
5	Shane Miller	INF	6-1	190	L/R	FR	10/16/05	Gilbert, AZ (Higley HS)
17	Cristian Mogen	RHP	6-0	180	R/R	R-FR	7/6/05	Peoria, AZ (Centennial HS)
35	Presley Monteforte	LHP	6-0	190	R/L	JR	8/2/04	Centennial, CO (Arapahoe HS)
48	Andrew Neil	P/INF	5-11	185	L/R	SR	10/27/01	Oakley, CA (Freedom HS)
47	Ethan Ott	1B/OF	6-2	215	R/R	SR	6/27/03	Chesapeake, VA (Greenbriar Christian)
16	Grant Origer	RHP	6-3	225	R/R	FR	11/11/05	Parker, TX (Plano East HS)
10	Jordy Oriach	OF	6-5	225	L/L	JR	3/5/03	Haverhill, MA (Haverhill HS)
31	Dayne Pengelly	RHP	6-2	195	L/R	SR	2/18/03	Rio Rancho, NM (Cleveland HS)
33	Daxton Purser	LHP	6-1	225	L/L	SR	3/16/02	Providence, UT (Ridgeline HS)
13	Matt Romero	LHP	6-0	195	L/L	SR	5/17/03	Albuquerque, NM (Sandia HS)
19	Justin Still	LHP	6-3	215	L/L	SR	8/24/02	Chandler, AZ (Perry HS)
18	Beck Sullivan	RHP	5-11	180	R/R	FR	3/31/05	Waxahachie, TX (Waxahachie HS)
43	Gene Trujillo	1B	6-5	230	L/R	SO	5/27/05	Albuquerque, NM (St. Pius X HS)
15	Khalil Walker	OF	5-10	170	L/L	SR	12/28/02	Mansfield, TX (Timberview HS)
32	Sydney Ward	OF	6-0	240	R/R	JR	11/21/03	Albuquerque, NM (McKinney HS)
3	Karsen Waslefsky	INF	6-0	175	R/R	JR	7/20/04	Gilbert, AZ (Casteel HS)
25	Luke Wiseman	RHP	6-0	215	R/R	R-JR	12/16/02	Wylie, TX (Wylie HS)
24	Brodey Williams	C	6-0	210	L/R	JR	9/12/04	Houston, TX (Barbers Hill HS)
7	Tommy White	RHP	6-4	210	R/R	JR	4/20/04	Albuquerque, NM (Cibola HS)
4	Tye Wood	OF	5-11	185	S/L	SR	6/19/03	Gardner, KS (Gardner Edgerton HS)

BY POSITION

FIRST BASE (2): Ott, Trujillo
INFIELD (5): Brass, Carris, Mansy, McAlister, Miller, Neil
OUTFIELD (5): Asby, Walker, Ward, Oriach, Wood
CATCHER (3): Banister, Herd, Williams
RHP (18): Alvarez, Baker-Livingston, Barnhouse, Bell, Castillo, Mogen, Lopez, Lehmbeck, Origer, Pengelly, Cunningham, Wiseman, White, Sullivan, Messmore, Lavigne, McBroom
LHP (7): Cornelius, Romero, Still, Monteforte, Purser, Barnhouse
UTL (1): Fiddler

BY CLASS

TRUE FRESHMEN (5): Miller, Origer, Sullivan, Lavigne, Bell
REDSHIRT FRESHMEN (5): Brass, Mogen
SOPHOMORES (3): Castillo, Trujillo, Lehmbeck
JUNIORS (15): Waslefsky, White, Alvarez, Oriach, Carris, Baker-Livingston, Cunningham, Williams, Wiseman, Mansy, Pengelly, Ward, Monteforte, Fiddler, Messmore
SENIORS (15): Wood, McBroom, McAlister, Cornelius, Asby, Romero, Walker, Banister, Lopez, Pengelly, Barnhouse, Ott, Neil

BREAKDOWN

POSITION PLAYERS
 Returners.....23
 Newcomers17
 Starters Returning5
 Starters Lost4
 Lettermen Returning8
 Lettermen Lost8

PITCHERS
 Pitchers Returning.....11
 Pitchers Lost5
 Weekend Starters Returning.....2/3
 Returners w/ 1+ GS in '247
 Returners w/5+ App. in '24.....7
 Returners w/1+ App. in '24.....10

2025 NEW MEXICO OVERALL STATS

Record: 11-9 Home: 9-3 Away: 0-5 Neutral: 2-1 MW: 3-0

Player	avg	gp-gs	ab	r	h	2b	3b	hr	rbi	tb	slg%	bb	hp	so	gdp	ob%	sf	sh	sb-att	po	a	e	fld%
10 ORIACH, Jordy	.423	20-20	78	25	33	9	2	7	26	67	.859	12	3	9	1	.511	1	0	1-2	17	0	0	1.000
14 CARRIS, Akili	.394	17-17	71	13	28	5	0	0	18	33	.465	4	0	14	1	.427	0	0	1-3	11	16	3	.900
9 MCALISTER, Josh	.373	19-18	59	20	22	2	0	6	16	42	.712	14	4	20	0	.519	0	1	6-7	25	59	7	.923
15 WALKER, Khalil	.351	20-20	77	16	27	8	4	2	12	49	.636	3	1	5	0	.378	1	2	2-3	38	0	1	.974
47 OTT, Ethan	.328	16-16	64	17	21	6	1	3	21	38	.594	7	4	17	2	.410	3	0	0-0	140	8	0	1.000
2 BRASS, Cooper	.326	14-12	46	13	15	2	0	0	8	17	.370	8	0	5	2	.404	3	2	3-4	16	28	0	1.000
12 ASBY, Will	.293	20-20	82	19	24	9	0	2	8	39	.476	8	2	9	2	.366	1	2	1-1	32	0	0	1.000
3 WASLEFSKY, Karsen	.268	15-15	56	10	15	3	1	1	15	23	.411	4	1	8	0	.328	0	0	2-4	18	43	4	.938

26 MANSY, Luke	.400	9-2	10	3	4	1	0	0	1	5	.500	4	3	1	0	.647	0	0	0-0	0	4	0	1.000
48 NEIL, Andrew	.364	8-2	11	3	4	0	0	2	5	10	.909	0	3	4	0	.467	1	0	0-0	2	1	1	.750
24 WILLIAMS, Brodey	.324	10-10	37	8	12	3	0	0	3	15	.405	9	1	10	2	.468	0	0	0-1	73	10	0	1.000
29 HERD, Caleb	.316	6-6	19	3	6	0	0	2	6	12	.632	3	0	8	0	.409	0	0	0-0	44	6	2	.962
4 WOOD, Tye	.281	15-10	32	12	9	4	1	1	7	18	.563	11	3	7	0	.500	0	0	2-2	10	0	0	1.000
20 BANISTER, Luke	.250	5-4	20	3	5	1	0	1	8	9	.450	0	0	5	2	.238	1	0	0-0	31	3	0	1.000
43 TRUJILLO, Gene	.182	9-7	22	5	4	0	0	1	2	7	.318	4	3	9	2	.379	0	0	1-1	34	2	1	.973
5 MILLER, Shane	.000	3-1	4	1	0	0	0	0	3	0	.000	2	0	2	0	.286	1	0	0-0	4	3	0	1.000
Totals	.333	20	688	171	229	53	9	28	159	384	.558	93	28	133	14	.426	12	7	19-28	506	208	21	.971
Opponents	.316	20	699	164	221	54	19	20	151	373	.534	77	27	152	13	.397	16	2	21-32	492	185	15	.978

LOB - Team (165), Opp (151). DPs turned - Team (16), Opp (16).

(All games Sorted by Earned run avg)

Player	era	w-l	app	gs	cg	sho	sv	ip	h	r	er	bb	so	2b	3b	hr	b/avg	wp	hp	bk	sfa	sha
34 BARNHOUSE, Josh	2.49	2-0	11	0	0	0/1	0	21.2	17	6	6	2	15	4	3	1	.218	0	0	0	2	0
39 CASTILLO, Ryan	4.50	3-1	5	5	1	0/0	0	26.0	30	16	13	8	25	7	1	1	.291	3	1	0	1	0
31 PENGELLY, Dayne	6.95	1-0	6	6	0	0/1	0	22.0	29	20	17	12	17	7	1	0	.319	1	5	0	2	0
8 ALVAREZ, Diego	10.38	1-2	6	4	0	0/0	0	21.2	34	25	25	5	15	6	5	4	.351	0	4	0	2	0

23 CUNNINGHAM, Ty	3.18	0-1	7	0	0	0/1	4	11.1	7	4	4	9	10	3	0	0	.175	0	0	0	0	1
7 WHITE, Tommy	6.75	1-0	4	0	0	0/0	0	6.2	11	6	5	3	7	2	1	2	.367	0	0	0	0	0
33 PURSER, Daxton	8.66	1-2	7	1	0	0/1	1	17.2	20	17	17	7	27	7	1	4	.282	4	1	0	2	0
27 LOPEZ, David	9.37	1-2	4	4	0	0/0	0	16.1	20	19	17	9	14	3	3	3	.294	5	5	0	1	0
25 WISEMAN, Luke	9.53	1-0	7	0	0	0/0	0	5.2	13	7	6	3	8	3	1	0	.433	0	1	0	0	0
11 CORNELIUS, Matt	12.27	0-0	4	0	0	0/0	0	7.1	11	10	10	5	8	3	0	2	.379	2	3	0	1	1
13 ROMERO, Matt	13.50	0-0	3	0	0	0/0	0	1.1	2	2	2	2	0	0	0	0	.333	1	2	0	0	0
49 MESSMORE, Jack	17.61	0-1	5	0	0	0/1	0	7.2	15	17	15	6	5	5	3	1	.417	1	1	1	3	0
6 MCBROOM, Brian	18.00	0-0	1	0	0	0/0	0	1.0	2	2	2	0	0	1	0	0	.500	0	1	0	1	0
38 LEHMBECK, Blake	18.00	0-0	1	0	0	0/0	0	1.0	1	2	2	0	0	1	0	0	.333	0	1	0	1	0
42 BELL, Blake	54.00	0-0	2	0	0	0/0	0	0.2	3	4	4	3	0	0	0	2	.600	0	0	0	0	0
35 MONTEFORTE, Presley	54.00	0-0	1	0	0	0/0	0	0.1	3	2	2	0	1	1	0	0	.750	0	2	0	0	0
19 STILL, Justin	99.00	0-0	2	0	0	0/0	0	0.1	3	5	5	3	0	1	0	0	.750	0	0	0	0	0
Totals	8.11	11-9	20	20	1	1/1	5	168.2	221	164	152	77	152	54	19	20	.316	17	27	1	16	2
Opponents	8.62	9-11	20	20	0	2/2	1	164.0	229	171	157	93	133	53	9	28	.333	19	28	2	12	7

PB - Team (3), BANISTER, L. 3, Opp (4). Pickoffs - Team (2), ALVAREZ, D. 1, CORNELIUS, M 1. SBA/ATT - WILLIAMS, B. (11-15), BANISTER, L. (6-9), ALVAREZ, D. (6-8), HERD, C. (4-7), PENGELLY, D. (2-4), CASTILLO, R. (0-4), WISEMAN, L. (3-3), LOPEZ, D. (2-3), STILL, J. (2-2), BARNHOUSE, J (1-2), MESSMORE, J. (2-2), ROMERO, M. (1-1), CORNELIUS, M (0-1), BELL, B. (1-1), PURSER, D. (1-1).

CONFERENCE / LAST WEEKEND SERIES STATISTICS

Record: 3-0 Home: 3-0 Away: 0-0 MW: 3-0

Player	avg	gp-gs	ab	r	h	2b	3b	hr	rbi	tb	slg%	bb	hp	so	gdp	ob%	sf	sh	sb-att	po	a	e	fld%	
9 MCALISTER, Josh	.636	3-3	11	7	7	1	0	1	4	11	1.000	3	0	2	0	.714	0	0	0-1	5	9	0	1.000	
14 CARRIS, Akili	.538	3-3	13	6	7	2	0	0	0	9	.692	1	0	1	0	.571	0	0	0-0	1	4	1	.833	
24 WILLIAMS, Brodey	.375	2-2	8	2	3	1	0	0	1	4	.500	2	0	2	0	.500	0	0	0-0	12	4	0	1.000	
10 ORIACH, Jordy	.364	3-3	11	4	4	0	1	1	4	9	.818	3	0	1	1	.500	0	0	0-0	0	0	0	.000	
47 OTT, Ethan	.333	3-3	12	4	4	1	0	1	4	8	.667	2	1	2	0	.467	0	0	0-0	27	1	0	1.000	
3 WASLEFSKY, Karsen	.333	3-3	12	2	4	1	0	0	7	5	.417	1	0	1	0	.385	0	0	0-1	1	8	2	.818	
4 WOOD, Tye	.333	3-2	6	2	2	1	0	0	2	3	.500	2	0	1	0	.500	0	0	0-0	3	0	0	1.000	
48 NEIL, Andrew	.333	2-1	6	3	2	0	0	2	5	8	1.333	0	1	2	0	.375	1	0	0-0	2	1	1	.750	
12 ASBY, Will	.308	3-3	13	1	4	0	0	0	1	4	.308	1	1	0	0	.400	0	0	0-0	7	0	0	1.000	
15 WALKER, Khalil	.250	3-3	12	2	3	1	0	0	3	4	.333	1	0	1	0	.286	1	0	0-0	9	0	0	1.000	

26 MANSY, Luke	1.000	2-0	1	1	1	0	0	0	1	1	1.000	0	1	0	0	1.000	0	0	0-0	0	0	0	.000	
29 HERD, Caleb	.667	1-1	3	1	2	0	0	1	4	5	1.667	2	0	1	0	.800	0	0	0-0	8	2	1	.909	
2 BRASS, Cooper	.000	1-0	1	1	0	0	0	0	0	0	.000	0	0	0	0	.000	0	0	0-0	0	1	0	1.000	
43 TRUJILLO, Gene	.000	1-0	1	0	0	0	0	0	0	0	.000	0	0	0	0	.000	0	0	0-0	0	0	0	.000	
Totals	.391	3	110	36	43	8	1	6	36	71	.645	18	4	14	1	.485	2	0	0-2	78	33	5	.957	
Opponents	.333	3	111	17	37	11	0	2	14	54	.486	6	0	22	1	.358	3	0	1-3	72	29	2	.981	

LOB - Team (26), Opp (25). DPs turned - Team (2), Opp (2).

(MW games only Sorted by Earned run avg)

Player	era	w-l	app	gs	cg	sho	sv	ip	h	r	er	bb	so	2b	3b	hr	b/avg	wp	hp	bk	sfa	sha
34 BARNHOUSE, Josh	0.00	1-0	2	0	0	0/0	0	4.2	3	0	0	1	4	1	0	0	.188	0	0	0	0	0
39 CASTILLO, Ryan	3.38	1-0	1	1	1	0/0	0	8.0	8	3	3	0	8	3	0	0	.267	1	0	0	1	0
33 PURSER, Daxton	3.60	1-0	1	1	0	0/0	0	5.0	5	2	2	2	5	3	0	1	.278	2	0	0	1	0
31 PENGELLY, Dayne	3.86	0-0	1	1	0	0/0	0	4.2	10	4	2	0	3	2	0	0	.435	0	0	0	1	0

23 CUNNINGHAM, Ty	0.00	0-0	1	0	0	0/0	0	1.0	0	0	0	1	1	0	0	0	.000	0	0	0	0	0
8 ALVAREZ, Diego	21.60	0-0	2	0	0	0/0	0	1.2	5	4	4	2	0	1	0	1	.455	0	0	0	0	0
25 WISEMAN, Luke	27.00	0-0	1	0	0	0/0	0	1.0	6	4	3	0	1	1	0	0	.600	0	0	0	0	0
Totals	4.85	3-0	3	3	1	0/0	0	26.0	37	17	14	6	22	11	0	2	.333	3	0	0	3	0
Opponents	13.12	0-3	3	3	0	0/0	0	24.0	43	36	35	18	14	8	1	6	.391	3	4	0	2	0

PB - Team (0), Opp (1). SBA/ATT - WILLIAMS, B. (1-2), ALVAREZ, D. (1-1), BARNHOUSE, J (0-1), CASTILLO, R. (0-1), HERD, C. (0-1).

IN HOME GAMES AT SANTA ANA STAR FIELD

Record: 9-3 Home: 9-3 Away: 0-0 MW: 3-0

Player	avg	gp-gs	ab	r	h	2b	3b	hr	rbi	tb	slg%	bb	hp	so	gdp	ob%	sf	sh	sb-att	po	a	e	fld%	
10 ORIACH, Jordy	.510	12-12	49	22	25	7	2	5	21	51	1.041	9	2	4	1	.590	1	0	1-2	8	0	0	1.000	
14 CARRIS, Akili	.479	11-11	48	12	23	4	0	0	15	27	.563	4	0	6	1	.519	0	0	1-3	5	13	2	.900	
9 MCALISTER, Josh	.475	12-11	40	16	19	1	0	4	13	32	.800	9	4	10	0	.604	0	0	6-7	17	45	4	.939	
15 WALKER, Khalil	.440	12-12	50	14	22	5	4	2	10	41	.820	3	0	4	0	.463	1	2	2-3	25	0	1	.962	
24 WILLIAMS, Brodey	.375	6-6	24	5	9	3	0	0	3	12	.500	5	1	4	2	.500	0	0	0-0	43	6	0	1.000	
47 OTT, Ethan	.362	11-11	47	15	17	6	1	3	19	34	.723	7	2	11	1	.456	1	0	0-0	108	8	0	1.000	
3 WASLEFSKY, Karsen	.353	8-8	34	7	12	2	0	1	11	17	.500	2	0	3	0	.389	0	0	2-3	7	29	3	.923	
12 ASBY, Will	.315	12-12	54	15	17	6	0	2	8	29	.537	6	1	6	1	.387	1	0	0-0	20	0	0	1.000	
2 BRASS, Cooper	.214	9-7	28	11	6	0	0	0	6	6	.214	7	0	3	2	.342	3	1	2-2	7	20	0	1.000	

26 MANSY, Luke	.667	5-1	3	2	2	0	0	0	1	2	.667	3	3	0	0	.889	0	0	0-0	0	3	0	1.000	
29 HERD, Caleb	.500	3-3	10	3	5	0	0	2	6	11	1.100	3	0	4	0	.615	0	0	0-0	23	4	1	.964	
20 BANISTER, Luke	.333	3-3	15	3	5	1	0	1	6	9	.600	0	0	3	2	.333	0	0	0-0	21	2	0	1.000	
48 NEIL, Andrew	.333	4-1	6	3	2	0	0	2	5	8	1.333	0	2	2	0	.444	1	0	0-0	2	1	1	.750	
4 WOOD, Tye	.250	10-6	20	9	5	2	0	0	3	7	.350	7	2	3	0	.483	0	0	2-2	6	0	0	1.000	
43 TRUJILLO, Gene	.000	4-3	10	2	0	0	0	0	0	0	.000	2	1	3	2	.231	0	0	0-0	9	0	0	1.000	
5 MILLER, Shane	.000	1-1	3	1	0	0	0	0	2	0	.000	2	0	1	0	.400	0	0	0-0	4	3	0	1.000	
Totals	.383	12	441	140	169	37	7	22	129	286	.649	69	18	67	12	.478	8	3	16-22	315	146	13	.973	
Opponents	.327	12	440	100	144	34	9	14	91	238	.541	43	13	89	11	.396	9	1	8-14	291	111	12	.971	

LOB - Team (108), Opp (91). DPs turned - Team (14), Opp (13).

(Home games Sorted by Earned run avg)

Player	era	w-l	app	gs	cg	sho	sv	ip	h	r	er	bb	so	2b	3b	hr	b/avg	wp	hp	bk	sfa	sha
34 BARNHOUSE, Josh	1.84	1-0	6	0	0	0/1	0	14.2	10	3	3	2	12	1	2	1	.192	0	0	0	0	0
39 CASTILLO, Ryan	4.76	2-0	3	3	1	0/0	0	17.0	21	10	9	5	17	4	1	1	.309	2	0	0	1	0
31 PENGELLY, Dayne	8.40	1-0	4	4	0	0/1	0	15.0	24	17	14	6	12	7	0	0	.369	1	3	0	2	0
8 ALVAREZ, Diego	12.41	1-0	4	2	0	0/0	0	12.1	23	17	17	5	7	5	2	4	.397	0	3	0	2	0

23 CUNNINGHAM, Ty	1.23	0-0	5	0	0	0/1	3	7.1	2	1	1	5	6	0	0	0	.087	0	0	0	0	1
7 WHITE, Tommy	5.06	1-0	2	0	0	0/0	0	5.1	6	3	3	2	4	0	1	2	.286	0	0	0	0	0
11 CORNELIUS, Matt	7.20	0-0	2	0	0	0/0	0	5.0	5	4	4	2	4	1	0	1	.278	2	2	0	1	0
27 LOPEZ, David	10.38	1-0	2	2	0	0/0	0	8.2	12	11	10	5	7	1	1	3	.316	2	3	0	0	0
33 PURSER, Daxton	11.45	1-2	4	1	0	0/1	0	11.0	17	14	14	6	15	7	1	2	.354	2	1	0	1	0
49 MESSMORE, Jack	16.88	0-1	3	0	0	0/1	0	5.1	10	11	10	4	3	4	1	0	.400	1	0	0	1	0
6 MCBROOM, Brian	18.00	0-0	1	0	0	0/0	0	1.0	2	2	2	0	0	1	0	0	.500	0	1	0	1	0
25 WISEMAN, Luke	23.14	1-0	3	0	0	0/0	0	2.1	12	7	6	1	2	3	0	0	.600	0	0	0	0	0
Totals	7.97	9-3	12	12	1	1/1	3	105.0	144	100	93	43	89	34	9	14	.327	10	13	0	9	1
Opponents	11.78	3-9	12	12	0	0/0	1	97.0	169	140	127	69	67	37	7	22	.383	14	18	2	8	3

PB - Team (0), Opp (3). SBA/ATT - WILLIAMS, B. (5-6), ALVAREZ, D. (5-6), BANISTER, L. (2-4), HERD, C. (1-4), LOPEZ, D. (1-2), PENGELLY, D. (1-2), CASTILLO, R. (0-2), BARNHOUSE, J (0-1), MESSMORE, J. (1-1).

2024 NEW MEXICO OVERALL STATS

Record: 28-26 Home: 18-10 Away: 8-12 Neutral: 2-4 MW: 17-13

Player	avg	gp-gs	ab	r	h	2b	3b	hr	rbi	tb	slg%	bb	hp	so	gdp	ob%	sf	sh	sb-att	po	a	e	fld%	
15 WALKER, Khalil	.391	50-43	161	44	63	11	0	3	19	83	.516	30	2	24	2	.490	1	6	2-5	104	2	3	.972	
18 HOLLAND, Jake	.381	44-43	168	47	64	15	2	17	60	134	.798	20	5	30	6	.445	7	0	0-0	284	32	2	.994	
30 SPENRATH, Reed	.340	54-53	209	54	71	18	4	14	51	139	.665	41	2	60	3	.452	0	0	5-5	451	23	5	.990	
12 ASBY, Will	.333	54-52	213	59	71	17	2	12	59	128	.601	30	7	27	0	.422	6	1	1-2	97	0	5	.951	
4 WOOD, Tye	.325	51-49	160	44	52	8	4	3	32	77	.481	39	15	40	5	.488	3	0	20-24	69	1	5	.933	
14 CARRIS, Akili	.301	34-30	113	21	34	9	0	0	27	43	.381	6	0	22	2	.331	2	2	1-1	21	43	3	.955	
8 KINKADE, Konner	.297	47-39	158	32	47	8	0	1	31	58	.367	15	9	25	4	.384	3	7	1-1	73	110	5	.973	
24 SMITH, Kyle	.288	36-27	111	28	32	8	0	3	24	49	.441	16	9	21	4	.416	1	0	2-3	94	4	2	.980	
3 DIXON, Devon	.226	50-38	137	32	31	7	1	3	25	49	.358	27	2	34	6	.359	1	1	1-1	58	125	9	.953	

47 OTT, Ethan	.329	30-23	85	18	28	7	0	4	23	47	.553	12	4	26	1	.431	1	0	0-0	9	0	0	1.000	
2 WEISSENBORN, Chase	.313	28-28	96	14	30	4	0	2	21	40	.417	9	2	27	0	.380	1	0	0-0	31	82	3	.974	
43 TRUJILLO, Gene	.304	25-8	46	13	14	3	0	4	13	29	.630	7	1	16	0	.400	1	0	0-0	1	0	0	1.000	
11 STEPHENS, Sean	.300	39-21	90	18	27	2	2	0	14	33	.367	13	5	17	2	.417	0	0	9-14	56	1	1	.983	
9 MCALISTER, Josh	.287	31-25	101	20	29	3	1	6	19	52	.515	12	1	31	3	.365	1	2	3-3	7	39	10	.821	
10 MUNGUIA, Austin	.250	6-0	4	0	1	0	0	0	0	1	.250	0	0	2	0	.250	0	0	0-0	8	0	1	.889	
26 MANSY, Luke	.194	14-7	31	8	6	1	0	0	3	7	.226	12	0	5	0	.419	0	1	0-0	8	11	0	1.000	
48 NEIL, Andrew	.000	4-0	0	2	0	0	0	0	0	0	.000	0	0	0	0	.000	0	0	0-0	1	0	0	1.000	
Totals	.319	54	1883	454	600	121	16	72	421	969	.515	289	64	407	38	.421	28	20	45-59	1386	520	62	.968	
Opponents	.319	54	1935	442	617	143	25	68	405	1014	.524	240	68	394	42	.407	27	12	60-70	1369	464	56	.970	

LOB - Team (461), Opp (454). DPs turned - Team (51), Opp (48). IBB - Team (3), MCALISTER, J 2, SPENRATH, R. 1. Picked off - STEPHENS, S. 2, KINKADE, K. 2, WALKER, K. 2, WOOD, T. 1, WEISSENBORN 1.

(All games Sorted by Earned run avg)

Player	era	w-l	app	gs	cg	sho	sv	ip	h	r	er	bb	so	2b	3b	hr	b/avg	wp	hp	bk	sfa	sha
13 RUSSELL, Brett	5.87	4-4	16	8	0	0/0	0	61.1	61	47	40	17	45	15	2	10	.253	7	6	0	1	0
27 LOPEZ, David	7.71	4-2	14	11	0	0/0	0	65.1	92	63	56	28	45	23	1	8	.332	7	8	0	3	4

17 MOGEN, Cristian	0.00	1-0	1	0	0	0/0	0	2.0	2	0	0	0	0	1	0	0	.250	0	0	0	0	0
22 BAKER-LIVINGSTON,Be	3.00	0-0	2	2	0	0/0	0	6.0	6	2	2	1	8	1	0	0	.286	1	2	0	1	0
33 PURSER, Daxton	5.66	1-2	12	7	0	0/0	0	35.0	33	25	22	26	37	9	1	2	.246	3	8	2	0	1
40 BANNISTER, Wil	5.76	2-0	22	5	0	0/0	3	50.0	57	34	32	24	29	10	3	8	.282	6	5	0	3	1
19 STILL, Justin	6.08	1-0	14	0	0	0/0	1	13.1	15	11	9	15	11	2	1	1	.300	2	4	0	1	0
35 STEINKAMP, Arthur	7.40	4-1	24	0	0	0/1	0	45.0	61	41	37	15	26	19	5	2	.323	3	7	0	3	0
31 PENGELLY, Dayne	7.56	4-5	13	11	0	0/1	0	50.0	78	52	42	35	58	16	3	6	.351	11	8	3	1	3
23 JACKSON, Jaren	8.75	3-5	24	2	0	0/0	1	47.1	74	49	46	28	49	15	2	10	.351	6	7	0	4	1
34 BARNHOUSE, Josh	8.92	2-3	18	4	0	0/0	1	35.1	51	37	35	17	34	12	2	10	.349	2	2	0	5	2
6 MCBROOM, Brian	9.19	1-0	17	0	0	0/0	3	15.2	20	16	16	8	11	4	1	4	.303	0	4	1	2	0
39 CASTILLO, Ryan	11.95	1-3	10	2	0	0/0	0	20.1	37	29	27	6	22	10	2	3	.402	3	4	0	2	0
38 LEHMBECK, Blake	13.50	0-0	2	0	0	0/0	0	2.0	6	3	3	1	2	2	1	0	.500	2	0	0	0	0
48 NEIL, Andrew	18.00	0-0	5	1	0	0/0	0	4.0	3	11	8	13	5	0	1	0	.200	3	3	1	1	0
29 HARDY, Wyatt	20.00	0-1	8	1	0	0/0	1	9.0	21	20	20	4	12	4	0	4	.438	1	0	0	0	0
41 ROMERO, Blane	54.00	0-0	1	0	0	0/0	0	0.1	0	2	2	2	0	0	0	0	.000	0	0	0	0	0
Totals	7.71	28-26	54	54	0	1/1	10	462.0	617	442	396	240	394	143	25	68	.319	57	68	7	27	12
Opponents	8.03	26-28	54	54	2	2/1	9	456.1	600	454	407	289	407	121	16	72	.319	48	64	5	28	20

PB - Team (4), HOLLAND, J. 3, SMITH, K. 1, Opp (3). Pickoffs - Team (4), PURSER, D. 1, BARNHOUSE, J 1, RUSSELL, B. 1, BANNISTER, W 1, Opp (7). SBA/ATT - HOLLAND, J. (38-45), SMITH, K. (22-22), RUSSELL, B. (11-12), PENGELLY, D. (8-9), PURSER, D. (5-9), LOPEZ, D. (7-7), BARNHOUSE, J (6-7), JACKSON, J. (6-7), STEINKAMP, A (6-6), CASTILLO, R. (3-4), BANNISTER, W (3-4), NEIL, A. (2-2), HARDY, W. (1-1), MCBROOM, B. (1-1), STILL, J. (1-1).

SEASON/CAREER STATS

Player	SEASON											CAREER														
	Avg	G-GS	AB	R	H	2B	3B	HR	RBI	BB	Hbp	SO	Sb-Att	Avg	G-GS	AB	R	H	2B	3B	HR	RBI	BB	Hbp	SO	Sb-Att
10 ORIACH, Jordy	.423	20-20	78	25	33	9	2	7	26	12	3	9	1-2	.423	20-20	78	25	33	9	2	7	26	12	3	9	1-2
14 CARRIS, Akili	.394	17-17	71	13	28	5	0	0	18	4	0	14	1-3	.330	59-47	191	36	63	14	0	0	45	10	1	38	2-4
9 MCALISTER, Josh	.373	19-18	59	20	22	2	0	6	16	14	4	20	6-7	.319	50-43	160	40	51	5	1	12	35	26	5	51	9-10
15 WALKER, Khalil	.351	20-20	77	16	27	8	4	2	12	3	1	5	2-3	.378	70-63	238	60	90	19	4	5	31	33	3	29	4-8
47 OTT, Ethan	.328	16-16	64	17	21	6	1	3	21	7	4	17	0-0	.329	46-39	149	35	49	13	1	7	44	19	8	43	0-0
2 BRASS, Cooper	.326	14-12	46	13	15	2	0	0	8	8	0	5	3-4	.326	14-12	46	13	15	2	0	0	8	8	0	5	3-4
12 ASBY, Will	.293	20-20	82	19	24	9	0	2	8	8	2	9	1-1	.322	74-72	295	78	95	26	2	14	67	38	9	36	2-3
3 WASLEFSKY, Karsen	.268	15-15	56	10	15	3	1	1	15	4	1	8	2-4	.268	15-15	56	10	15	3	1	1	15	4	1	8	2-4
26 MANSY, Luke	.244	9-2	10	3	4	1	0	0	1	4	3	1	0-0	.244	23-9	41	11	10	2	0	0	4	16	3	6	0-0
48 NEIL, Andrew	.364	8-2	11	3	4	0	0	2	5	0	3	4	0-0	.364	12-2	11	5	4	0	0	2	5	0	3	4	0-0
24 WILLIAMS, Brodey	.324	10-10	37	8	12	3	0	0	3	9	1	10	0-1	.324	10-10	37	8	12	3	0	0	3	9	1	10	0-1
29 HERD, Caleb	.316	6-6	19	3	6	0	0	2	6	3	0	8	0-0	.346	15-6	26	6	9	1	0	2	7	5	0	9	0-0
4 WOOD, Tye	.281	15-10	32	12	9	4	1	1	7	11	3	7	2-2	.318	66-59	192	56	61	12	5	4	39	50	18	47	22-26
20 BANISTER, Luke	.250	5-4	20	3	5	1	0	1	8	0	0	5	0-0	.250	5-4	20	3	5	1	0	1	8	0	0	5	0-0
43 TRUJILLO, Gene	.182	9-7	22	5	4	0	0	1	2	4	3	9	1-1	.265	34-15	68	18	18	3	0	5	15	11	4	25	1-1
5 MILLER, Shane	.000	3-1	4	1	0	0	0	0	3	2	0	2	0-0	.000	3-1	4	1	0	0	0	0	3	2	0	2	0-0
Totals	.333	20-20	688	171	229	53	9	28	159	93	28	133	19-28													
Opponents	.316	20-20	699	164	221	54	19	20	151	77	27	152	21-32													

(All games Sorted by Earned run avg)

Player	SEASON											CAREER														
	ERA	W-L	App	GS	CG	Sho	Sv	IP	H	R	ER	BB	SO	ERA	W-L	App	GS	CG	Sho	Sv	IP	H	R	ER	BB	SO
34 BARNHOUSE, Josh	2.49	2-0	11	0	0	0	0	21.2	17	6	6	2	15	6.47	4-3	29	4	0	0	1	57.0	68	43	41	19	49
39 CASTILLO, Ryan	4.50	3-1	5	5	1	0	0	26.0	30	16	13	8	25	7.77	4-4	15	7	1	0	0	46.1	67	45	40	14	47
31 PENGELLY, Dayne	6.95	1-0	6	6	0	0	0	22.0	29	20	17	12	17	7.38	5-5	19	17	0	0	0	72.0	107	72	59	47	75
8 ALVAREZ, Diego	10.38	1-2	6	4	0	0	0	21.2	34	25	25	5	15	10.38	1-2	6	4	0	0	0	21.2	34	25	25	5	15
23 CUNNINGHAM, Ty	3.18	0-1	7	0	0	0	0	11.1	7	4	4	9	10	3.18	0-1	7	0	0	0	0	11.1	7	4	4	9	10
7 WHITE, Tommy	6.75	1-0	4	0	0	0	0	6.2	11	6	5	3	7	6.75	1-0	4	0	0	0	0	6.2	11	6	5	3	7
33 PURSER, Daxton	8.66	1-2	7	1	0	0	1	17.2	20	17	17	7	27	6.66	2-4	19	8	0	0	1	52.2	53	42	39	33	64
27 LOPEZ, David	9.37	1-2	4	4	0	0	0	16.1	20	19	17	9	14	8.04	5-4	18	15	0	0	0	81.2	112	82	73	37	59
25 WISEMAN, Luke	9.53	1-0	7	0	0	0	0	5.2	13	7	6	3	8	9.53	1-0	7	0	0	0	0	5.2	13	7	6	3	8
11 CORNELIUS, Matt	12.27	0-0	4	0	0	0	0	7.1	11	10	10	5	8	12.27	0-0	4	0	0	0	0	7.1	11	10	10	5	8
13 ROMERO, Matt	13.50	0-0	3	0	0	0	0	1.1	2	2	2	2	0	13.50	0-0	3	0	0	0	0	1.1	2	2	2	0	0
49 MESSMORE, Jack	17.61	0-1	5	0	0	0	0	7.2	15	17	15	6	5	17.61	0-1	5	0	0	0	0	7.2	15	17	15	6	5
6 MCBROOM, Brian	18.00	0-0	1	0	0	0	0	1.0	2	2	2	0	0	6.54	7-4	60	0	0	0	9	96.1	121	80	70	29	78
38 LEHMBECK, Blake	18.00	0-0	1	0	0	0	0	1.0	1	2	2	0	0	15.00	0-0	3	0	0	0	0	3.0	7	5	5	1	2
42 BELL, Blake	54.00	0-0	2	0	0	0	0	0.2	3	4	4	3	0	54.00	0-0	2	0	0	0	0	0.2	3	4	4	3	0
35 MONTEFORTE, Presley	54.00	0-0	1	0	0	0	0	0.1	3	2	2	0	1	54.00	0-0	1	0	0	0	0	0.1	3	2	2	0	1
19 STILL, Justin	99.00	0-0	2	0	0	0	0	0.1	3	5	5	3	0	8.58	2-5	46	5	0	0	1	65.0	88	70	62	52	64
Totals	8.11	11-9	20	20	1	1	5	168.2	221	164	152	77	152													
Opponents	8.62	9-11	20	20	0	2	1	164.0	229	171	157	93	133													

Player	SEASON									CAREER										
	Ch	PO	A	E	Fld%	SBA	CSB	SBA%	PB	CI	Ch	PO	A	E	Fld%	SBA	CSB	SBA%	PB	CI
47 OTT, Ethan	148	140	8	0	1.000	0	0	---	0	0	157	149	8	0	1.000	0	0	---	0	0
24 WILLIAMS, Brodey	83	73	10	0	1.000	11	4	.733	0	0	83	73	10	0	1.000	11	4	.733	0	0
2 BRASS, Cooper	44	16	28	0	1.000	0	0	---	0	0	44	16	28	0	1.000	0	0	---	0	0
20 BANISTER, Luke	34	31	3	0	1.000	6	3	.667	3	0	34	31	3	0	1.000	6	3	.667	3	0
12 ASBY, Will	32	32	0	0	1.000	0	0	---	0	0	134	129	0	5	.963	0	0	---	0	0
10 ORIACH, Jordy	17	17	0	0	1.000	0	0	---	0	0	17	17	0	0	1.000	0	0	---	0	0
4 WOOD, Tye	10	10	0	0	1.000	0	0	---	0	0	85	79	1	5	.941	0	0	---	0	0
5 MILLER, Shane	7	4	3	0	1.000	0	0	---	0	0	7	4	3	0	1.000	0	0	---	0	0
34 BARNHOUSE, Josh	6	2	4	0	1.000	1	1	.500	0	0	12	3	8	1	.917	7	2	.778	0	0
33 PURSER, Daxton	5	1	4	0	1.000	1	0	1.000	0	0	10	1	8	1	.900	6	4	.600	0	0
27 LOPEZ, David	5	1	4	0	1.000	2	1	.667	0	0	21	4	17	0	1.000	9	1	.900	0	0
26 MANSY, Luke	4	0	4	0	1.000	0	0	---	0	0	23	8	15	0	1.000	0	0	---	0	0
23 CUNNINGHAM, Ty	3	2	1	0	1.000	0	0	---	0	0	3	2	1	0	1.000	0	0	---	0	0
39 CASTILLO, Ryan	2	0	2	0	1.000	0	4	.000	0	0	5	0	5	0	1.000	3	5	.375	0	0
11 CORNELIUS, Matt	1	0	1	0	1.000	0	1	.000	0	0	1	0	1	0	1.000	0	1	.000	0	0
25 WISEMAN, Luke	1	1	0	0	1.000	3	0	1.000	0	0	1	1	0	0	1.000	3	0	1.000	0	0
13 ROMERO, Matt	1	0	1	0	1.000	1	0	1.000	0	0	1	0	1	0	1.000	1	0	1.000	0	0
49 MESSMORE, Jack	1	0	1	0	1.000	2	0	1.000	0	0	1	0	1	0	1.000	2	0	1.000	0	0
6 MCBROOM, Brian	1	1	0	0	1.000	0	0	---	0	0	14	7	6	1	.929	4	4	.500	0	0
15 WALKER, Khalil	39	38	0	1	.974	0	0	---	0	0	148	142	2	4	.973	0	0	---	0	0
43 TRUJILLO, Gene	37	34	2	1	.973	0	0	---	0	0	38	35	2	1	.974	0	0	---	0	0
29 HERD, Caleb	52	44	6	2	.962	4	3	.571	0	0	62	54	6	2	.968	4	3	.571	0	0
3 WASLEFSKY, Karsen	65	18	43	4	.938	0	0	---	0	0	65	18	43	4	.938	0	0	---	0	0
9 MCALISTER, Josh	91	25	59	7	.923	0	0	---	0	0	147	32	98	17	.884	0	0	---	0	0
14 CARRIS, Akili	30	11	16	3	.900	0	0	---	0	0	104	34	63	7	.933	0	0	---	0	0
8 ALVAREZ, Diego	8	2	5	1	.875	6	2	.750	0	0	8	2	5	1	.875	6	2	.750	0	0
48 NEIL, Andrew	4	2	1	1	.750	0	0	---	0	0	5	3	1	1	.800	2	0	1.000	0	0
31 PENGELLY, Dayne	4	1	2	1	.750	2	2	.500	0	0	8	1	6	1	.875	10	3	.769	0	0
7 WHITE, Tommy	0	0	0	0	.000	0	0	---	0	0	0	0	0	0	.000	0	0	---	0	0
38 LEHMBECK, Blake	0	0	0	0	.000	0	0	---	0	0	0	0	0	0	.000	0	0	---	0	0
42 BELL, Blake	0	0	0	0	.000															

UNM wrapped up the season ranked among the nation's most productive offensive teams, posting the seventh-highest team batting average (.319) in the nation while ranking among the Top 50 in team slugging (No. 31, .515), on-base percentage (No. 13, .421), doubles per game (No. 17, 2.24), triples per game (T-No.40, 0.30) and runs per game (No. 25, 8.4).

Heading into Head Coach Tod Brown's fourth year at the helm, the Lobos return four of their top six batters by average – including 2024 MW batting and on-base leader Khalil Walker and fellow All-MW outfielder Will Asby - as well as three starting pitchers that saw significant weekend action last season in Dayne Pengelly (11 GS, 50 IP), David Lopez (11 GS, 65.1 IP) and Daxton Purser (7 GS, 35 IP).

This season, with Washington State joining as an affiliate member for baseball, the Mountain West is an eight-team league for the first time since in conference's history. With the addition of the Cougars, the conference tournament will expand to six teams for the first time since 2016, when UNM last won the tournament to secure an automatic bid to the NCAA Tournament. This year's MW Baseball Championship will also be the first hosted at a neutral-site, set for May 21-25 in Mesa, Ariz.

EARLY RETURNS

Walker & Asby Named Preseason All-MW; Lobo Baseball Tabbed Fourth in Coaches' Poll:

- Outfielders Khalil Walker and Will Asby were named to the All-Conference Preseason Team and New Mexico was one of three teams tied for fourth in the Mountain West Preseason Coaches' Poll released Monday ahead of the 2025 baseball season.

- Walker and Asby – who both were All-MW selections after their first season at UNM in 2024 – make UNM one of four teams with multiple preseason all-league selections along with Fresno State (four selections), Nevada (three selections) and San Diego State (two selections).

- With six first-place votes for a total of 43 points, 2024 MW Tournament Champions Fresno State are the favorites to win the conference again ahead of Nevada (35 points) in second and Washington State (1 first-place vote, 30 points) in third. With 27 points, the Lobos are tied for fourth alongside UNLV (1 first-place vote) and San Diego State, the third season in a row in which they've improved their preseason rank. Before the 2023 season, UNM was picked to finish seventh and ultimately finished fifth — before the 2024 season, they were voted fifth and closed out the regular season one game out of sharing a regular-season championship with Air Force.

Asby Named to D1Baseball.com's Top 100 Outfielders:

- Senior Will Asby clocked in at No. 91 in the nation on D1Baseball.com's National Outfielders Rankings released last week. In his first season with the Lobos in 2024, Asby entered the outlet's midseason Top 100 Outfielder rankings at No. 94 after not

CONTINUED ON PAGE 10

DEFENSIVE STARTERS BY POSITION

#15 KHALIL WALKER - 20 (11-9)

#10 ORIACH, JORDY - 8 (4-4)

#12 WILL ASBY - 20 (11-9)

#4 TYE WOOD - 8 (4-4)

#48 ANDREW NEIL - 2 (1-1)

#3 KARSEN WASLEFSKY - 15 (8-7)

#2 COOPER BRASS - 10 (4-6)

#9 JOSH MCALISTER - 5 (3-2)

#9 JOSH MCALISTER - 9 (6-3)

#5 SHANE MILLER - 1 (1-0)

#14 AKILI CARRIS - 15 (10-5)

#47 ETHAN OTT - 16 (10-6)

#9 JOSH MCALISTER - 3 (0-3)

#43 GENE TRUJILLO - 4 (1-3)

#26 LUKE MANSY - 2 (1-1)

#24 BRODEY WILLIAMS - 8 (4-4)

#29 CALEB HERD - 5 (2-3)

#20 LUKE BANISTER - 4 (2-2)

KEY POSITION PLAYER LOSSES

PLAYER, POS.	AVG.	R	H	2B	3B	HR	RBI
#2 CHASE WEISSENBORN, INF	.313	14	30	4	0	2	21
#3 DEVON DIXON, INF	.226	32	31	7	1	3	25
#8 KONNER KINKADE, INF	.297	32	47	8	0	1	31
#18 JAKE HOLLAND, C	.381	47	64	15	2	17	60
#24 KYLE SMITH, C	.288	28	32	8	0	3	24
#30 REED SPENRATH, 1B	.340	54	71	18	4	14	51

KEY PITCHING LOSSES

NAME, POS.	ERA	APP	IP	W-L	SV	BB/K
#13 BRETT RUSSELL, SP	5.87	16	61.1	4-4	0	17/45
#23 JAREN JACKSON, RP	8.75	24	47.1	3-5	1	28/49
#35 ARTHUR STEINKAMP, RP	7.40	24	45.0	4-1	0	15/26
#40 WIL BANNISTER, RP	5.76	22	50.0	2-0	3	24/29

TOP RETURNING POSITION PLAYERS

PLAYER, POS., YR.	AVG.	R	H	2B	3B	HR	RBI
#4 TYE WOOD, OF, SR.	.325	44	52	8	4	3	32
#12 WILL ASBY, OF, SR.	.333	59	71	17	2	12	59
#14 AKILI CARRIS, INF, JR.	.301	21	34	9	0	0	27
#15 KHALIL WALKER, OF, SR.	.391	44	63	11	0	3	19
#43 GENE TRUJILLO, 1B/DH, SR.	.304	13	14	3	0	4	13
#47 ETHAN OTT, 1B/DH, SR.	.329	18	28	7	0	4	23

TOP RETURNING PITCHERS

PITCHER, YR.	ERA	APP	IP	W-L	SV	BB/K
#6 BRIAN MCBROOM, RHP, SR.	9.19	17	15.2	1-0	3	8/11
#27 DAVID LOPEZ, RHP, SR.	7.71	14	65.1	4-2	0	28/45
#31 DAYNE PENGELLY, RHP, SR.	7.56	13	50.0	4-5	0	35/58
#33 DAXTON PURSER, LHP, SR.	5.66	12	35.0	1-2	0	26/37
#34 JOSH BARNHOUSE, RHP, SR.	8.92	18	35.1	2-3	1	17/34
#39 RYAN CASTILLO, RHP, SO.	11.95	10	20.1	1-3	0	6/22

TOP NEWCOMERS

NAME	POS.	YR.	'24 SCHOOL
#3 KARSEN WASLEFSKY	INF	JR.	SOUTH MOUNTAIN CC
#8 DIEGO ALVAREZ	RHP	JR.	PIMA CC
#10 JORDY ORIACH	OF	JR.	FRANK PHILLIPS COLLEGE
#11 MATTHEW CORNELIUS	LHP	SR.	ARIZONA STATE
#23 TY CUNNINGHAM	RHP	JR.	VERNON COLLEGE
#35 PRESLEY MONTEFORTE	LHP	JR.	PHOENIX COLLEGE
#49 JACK MESSMORE	RHP	JR.	DELAWARE STATE

MISCELLANEOUS NOTES

being ranked heading into the season.

- Last season, Asby ranked second in the league in runs scored (59), eighth in slugging (.601) and ninth in total hits (71), breaking the program record for single-season grand slams with four – he needs just one more to match Mark Wulfert’s career record of five.

“Keep an Eye On” New Mexico in Mountain West Race:

- D1Baseball.com slated New Mexico as the team to “Keep an eye on” in this year’s Mountain West race behind preseason favorite Fresno State, citing improved pitching depth and a host of high-level hitters returning.

- “This year’s team has a chance at making [an NCAA Regional] with five returnees who hit .300-plus, two returning weekend starters on the mound and five key pieces in the bullpen also coming back to campus.”

A LOOK AT THE SCHEDULE

- The 53-game schedule, including 30 Mountain West Conference games, opens up at the MLB Desert Invitational in Arizona (Feb. 14-16) and concludes with a conference weekend series at home vs. Fresno State (May 15-17). In that span, the Lobos will face four different teams that reached NCAA Regionals last spring – Arizona, UC Irvine, Grand Canyon and Fresno State – nine times.

- In total, UNM will play 27 games at Santa Ana Star Field in Albuquerque and 26 games on the road throughout the regular season, with 18 games against seven opponents that ranked in the Top 150 in the nation in last season’s final RPI rankings.

- Should the Lobos stand among the top six teams in the Mountain West standings upon the conclusion of that weekend, they’ll earn a berth to the expanded MWC Baseball Championships May 21-25, hosted this year in Mesa, Ariz. The winner earns the conference’s automatic berth into the NCAA Championships.

SEEING DOUBLE

- The Lobos excelled at getting two for one in 2024, ranking No. 15 in NCAA D-I in double plays per game (0.94) and No. 17 in doubles per game (2.24). They ranked No. 21 in total DP (51) and No. 50 in total doubles (121).

- Last season, the Lobos had four players hit double-digit doubles -- two of them, Khalil Walker (11) and Will Asby (17), return for this season.

BROWN’S PROGRAM-BUILDING RESUME

– In his first five seasons as head coach at North Dakota State, Brown’s teams improved their winning percentage in each season, going from 15-30 (.333) in his first season in 2008 to 40-20 (.667) in 2012 and finishing each of the next nine seasons above .400. The Bison reached the Summit League tournament eight times in that span, advancing to NCAA Regionals in 2014 and 2021.

– He’s done the same in each of his first three years in Albuquerque, improving from 21-33 (10-20 MW) in 2022 to 26-25 (13-17 MW) in 2023 to 28-26 (17-13 MW) in 2024.

– Brown coached the Bison to 40-win seasons in 2012 and 2021.

– In Brown’s second season at UNM, the Lobos improved to 26-25 from 21-33 the year prior, with the highest team batting average since 2013 (.328) and lowest team ERA since 2016 (5.95). They finished 28-26 on the season (28-24 in regular-season games) the following season in 2024.

– In 16 seasons as a D-I Head Coach, Brown has finished the season above .400 13 times and above .500 seven times – the only three seasons in which he’s finished below .400 were his first two years in Fargo (2008, 2009) and his first season in Albuquerque (2022).

YOUR 2025 LOBOS ROSTER

– UNM’s 2025 roster includes 13 returning players with 17 newcomers – the Lobos return seven position players who appeared in at least 20 games in 2024 while losing seven.

– Of the Lobos’ newcomers, five are freshmen and 12 are transfers – nine transfers are from junior colleges and three from four-year institutions.

– 30 players are upperclassmen – 15 seniors and 15 juniors – the most upperclassmen Brown has had on a roster in Albuquerque.

UNM ALL-TIME VS. NEVADA

Series Record: 31-34

Home: 12-18; Away: 14-13; Neutral: 1-3

3/16/94	Fresno, Calif.	L, 1-7
3/19/94	Fresno, Calif.	L, 5-7
2/17/12	Albuquerque, N.M.	L, 3-5
2/18/12	Albuquerque, N.M.	W, 3-2
2/19/12	Albuquerque, N.M.	L, 8-9
3/22/13	Albuquerque, N.M.	W, 9-8
3/24/13	Albuquerque, N.M.	L, 2-3
3/24/13	Albuquerque, N.M.	W, 7-5
4/19/13	Reno, Nev.	W, 5-2
4/20/13	Reno, Nev.	W, 7-2
4/21/13	Reno, Nev.	W, 15-11
5/23/13	Fresno, Calif.	W, 7-3
5/9/14	Reno, Nev.	W, 5-4
5/10/14	Reno, Nev.	L, 5-6
5/11/14	Reno, Nev.	W, 6-5
5/23/14	Las Vegas, Nev. (MW Trn.)	L, 4-9 (11)
3/13/15	Reno, Nev.	W, 3-1
3/14/15	Reno, Nev.	L, 1-3
3/15/15	Reno, Nev.	L, 2-9
5/1/15	Albuquerque, N.M.	L, 1-8
5/2/15	Albuquerque, N.M.	L, 3-8
5/3/15	Albuquerque, N.M.	L, 9-14
5/21/15	Reno, Nev. (MW Trn.)	W, 14-4
3/11/16	Reno, Nev.	W, 8-3
3/12/16	Reno, Nev.	W, 3-2
3/13/16	Reno, Nev.	L, 6-7
5/13/16	Albuquerque, N.M.	W, 5-4
5/14/16	Albuquerque, N.M.	L, 11-7
5/15/16	Albuquerque, N.M.	L, 9-13
5/26/16	Albuquerque, N.M. (MW Tourn.)	W, 3-0
5/28/16	Albuquerque, N.M. (MW Tourn.)	W, 14-4
5/18/17	Albuquerque, N.M.	L, 2-5
5/19/17	Albuquerque, N.M.	L, 9-17
5/20/17	Albuquerque, N.M.	W, 13-6
5/25/17	Albuquerque, N.M. (MW Tourn.)	W, 7-2
3/2/18	Albuquerque, N.M.	L, 5-9
3/3/18	Albuquerque, N.M.	W, 8-5
3/4/18	Albuquerque, N.M.	L, 8-13
4/13/18	Reno, Nev.	L, 2-15
4/14/18	Reno, Nev.	L, 2-5
4/15/18	Reno, Nev.	L, 1-14
3/15/19	Reno, Nev.	L, 3-5
3/16/19	Reno, Nev.	W, 9-3
3/17/19	Reno, Nev.	L, 4-6
4/12/19	Albuquerque, N.M.	W, 6-4
4/13/19	Albuquerque, N.M.	L, 0-3
4/14/19	Albuquerque, N.M.	L, 8-14
3/27/21	Albuquerque, N.M.	W, 6-5
3/27/21	Albuquerque, N.M.	L, 7-9
3/28/21	Albuquerque, N.M.	W, 5-1
5/6/22	Reno, Nev.	L, 10-18
5/7/22	Reno, Nev.	W, 17-10
5/8/22	Reno, Nev.	L, 4-13
3/24/23	Reno, Nev.	W, 9-5
3/25/23	Reno, Nev.	W, 12-1
5/12/23	Albuquerque, N.M.	W, 9-5
5/12/23	Albuquerque, N.M.	L, 8-9
5/13/23	Albuquerque, N.M.	L, 6-8
5/14/23	Albuquerque, N.M.	W, 7-3
3/15/24	Reno, Nev.	L, 2-13
3/16/24	Reno, Nev.	L, 3-4
3/17/24	Reno, Nev.	W, 10-8
5/10/24	Albuquerque, N.M.	W, 16-0
5/11/24	Albuquerque, N.M.	L, 0-2
5/12/24	Albuquerque, N.M.	W, 11-5

MOUNTAIN WEST BY RPI (3/19)

Team	Adj.RPI Rank	Adj.RPI Value	Prev Adj.RPI	WL	Non-Conf.	Conf.	Road	W Quad1
San Jose St.	103	0.52811	107	12-8	11-6	1-2	3-5	0-0
Fresno St.	108	0.524	113	9-11	7-10	2-1	2-6	0-3
UNLV	145	0.50591	143	11-9	11-6	0-3	1-5	0-3
Washington St.	156	0.49969	162	6-14	5-12	1-2	1-10	0-7
New Mexico	160	0.49763	161	11-9	8-9	3-0	0-5	0-1
Nevada	164	0.49575	166	12-8	11-6	1-2	6-6	0-0
Air Force	225	0.45761	232	7-13	5-12	2-1	0-10	0-7
San Diego St.	255	0.42773	253	6-15	4-14	2-1	1-5	0-0

2025 ROSTER BREAKDOWN

THE OUTFIELD

The Lobos have the best possible problem on their hands in the outfield, with three returning starters in Khalil Walker, Tye Wood and Will Asby as well as 2023 NJCAA All-American transfer Jordy Oriach (Frank Phillips College) in the mix to compete for a spot.

In 2024, Walker led the MW in batting average (.391) and on-base percentage (.490) – ranking 20th and 43rd in the nation in those categories – with the lowest strikeout-to-walk ratio (30 BB/24 SO) among conference players in his first season as a Lobo. Asby ranked second in the league in runs scored (59), eighth in slugging (.601) and ninth in total hits (71), breaking the program record for single-season grand slams with four – he needs just one more to match Mark Wulfert's career record of five.

They're joined in the outfield by a productive switch-hitter in Wood (51 starts in 2024), who ranked 44th in the nation in on-base percentage (.488) and stole 20 bases last season, the second-most in the league and most by a Lobo in a single season since Josh Melendez in 2012 (23).

THE INFIELD

First and foremost, the Lobos look to replace three crucial middle infielders that soaked up most of the reps at shortstop and second in 2024 – Chase Weissenborn, Devon Dixon and Konner Kinkade. After both splitting time at the hot corner last season, junior Akili Carris (.301 average, 30 GS) looks to slot in at third full-time with senior Josh McAlister (.287 average, 10 XBH, 25 GS) moving back to second base, where he played over two seasons at Ohio State (2021-22). Luke Mansy (14 GP/7 GS) and juco transfer Karsen Waslefsky (South Mountain CC) also look to get significant reps up the middle, with utility transfer Elias Fiddler (Utah) as another option with D-I experience. Cooper Brass – who redshirted last season as a true freshman – and freshman Shane Miller are also both in the mix for reps up the middle in their collegiate debut seasons.

With the graduation of Reed Spennath - who started 89 of 104 games at first base for UNM the past two seasons – UNM has two sluggers that could feasibly move into the starting spot in Ethan Ott (.553 slugging, 23 RBI in 30 games in 2024) and Gene Trujillo (.630 slugging, 13 RBI in 25 games). Both showed plenty of power at the DH spot in 2024, combining for eight homers and 10 doubles even with limited AB's.

CATCHERS

UNM relied on two fifth-year catchers in 2024, and there's a three-way competition for who will get the most reps behind the dish in '25. Ironically, Caleb Herd – a junior who played his true freshman season at UNM in 2023 before transferring to Pima CC and returning to UNM this fall – is the only catcher on roster who's appeared in a collegiate game for the Lobos. But junior transfer Brodey Williams (McLennan CC) and 2024 greyshirt Luke Banister are both in the mix to become key pieces.

PITCHING STAFF

In '24, the Lobos' pitching staff posted a 7.71 team ERA after losing all three weekend starters from 2023 to the draft or graduation – with 10 newcomers and 32 games at elevation in New Mexico, UNM's arms had significantly improved by the end of the season, posting a 5.17 ERA over the Lobos' final 10 games and a 5.98 over their last 20.

BY POSITION

FIRST BASE (2): Ott, Trujillo
INFIELD (5): Brass, Carris, Mansy, McAlister, Miller, Neil
OUTFIELD (5): Asby, Walker, Ward, Oriach, Wood
CATCHER (3): Banister, Herd, Williams
RHP (18): Alvarez, Baker-Livingston, Barnhouse, Bell, Castillo, Mogen, Lopez, Lehmbeck, Origer, Pengelly, Cunningham, Wiseman, White, Sullivan, Messmore, Lavigne, McBroom
LHP (6): Cornelius, Romero, Still, Monteforte, Purser, Barnhouse
UTL (1): Fiddler

BY CLASS

TRUE FRESHMEN (5): Bell, Lavigne, Miller, Origer, Sullivan
REDSHIRT FRESHMEN (2): Brass, Mogen
SOPHOMORES (3): Castillo, Lehmbeck, Trujillo
JUNIORS (15): Alvarez, Baker-Livingston, Carris, Cunningham, Fiddler, Mansy, Messmore, Monteforte, Oriach, Pengelly, Ward, Waslefsky, White, Williams, Wiseman
SENIORS (15): Asby, Banister, Barnhouse, Cornelius, Lopez, McAlister, McBroom, Neil, Ott, Pengelly, Purser, Romero, Still, Walker, Wood

In the process, they struck out 394 in total – the most in a single season in Brown's tenure and seventh-most in a single season in program history. This year's returning arms produced 233 of those punchouts.

This year, all three projected weekend starters are senior returners that all got significant reps in 2024 in RHP Dayne Pengelly (11 GS, 50 IP), RHP David Lopez (11 GS, 65.1 IP) and LHP Daxton Purser (7 GS, 35 IP).

From D1Baseball: "The highlight of the fall practice sessions had to be the performance of the three projected starting weekend pitchers: righthanders Dayne Pengelly and David Lopez and lefthander Daxton Purser. The three seniors offer a lot of experience and combined for 30 of last year's 54 starts. Pengelly can hit 95 on the guns and though he had some peaks and valleys last year (4-5, 7.63), the coaches say he can flash "unicorn-level stuff" when he is on. His power slider is his go-to pitch when he needs a big out. Lopez also posted some lofty numbers (4-2, 7.71) but his low-90s fastball has good life and his four-pitch mix (fastball, curveball, slider, splitter) has shown good improvement over the course of the offseason. Purser came out of high school as the No. 2-ranked lefthanded pitcher in the state of Utah and held opposing batters to a .245 average last season, which was the best of all the regular Lobo pitchers. He did not allow an earned run in his final three appearances."

Four other pitchers that saw crucial innings as midweek starters and/or trusty relievers also return – Brian

BY STATE

Arizona (9): Brass, Waslefsky, Miller, Alvarez, Mogen, Still, Lehmbeck, Bell, Herd
California (4): McBroom, Asby, Mansy, Neil
New Mexico (8): White, Cornelius, Romero, Carris, Castillo, Pengelly, Ward, Trujillo
Texas (8): Walker, Origer, Baker-Livingston, Lopez, Banister, Williams, Wiseman, Barnhouse
Colorado (2): Monteforte, Fiddler
Illinois (1): McAlister
Kansas (1): Wood
Massachusetts (1): Oriach
Florida (1): Messmore
Utah (1): Purser
Virginia (1): Ott
Quebec, Canada (1): Lavigne

BREAKDOWN

Returners	23
Newcomers	17
POSITION PLAYERS	
Starters Returning	5
Starters Lost	4
Lettermen Returning	8
Lettermen Lost	8
Newcomers	7 (6 TR, 1 FR)
PITCHERS	
Pitchers Returning	11
Pitchers Lost	5
Starters Returning	2/3
Returners w/ 1+ GS in '24	7
Returners w/5+ App. in '24	7
Returners w/1+ App. in '24	10
Newcomers	10 (6 TR, 4 FR)

McBroom (95.1 IP in 59 app. at UNM), Josh Barnhouse (18 app. 35.1 IP in 2024), Ryan Castillo (10 app., 20.1 IP in 2024) and Ben Baker-Livingston (52.2 IP in 24 app. at UNM) – with six transfer juniors and four freshmen joining them.

From D1Baseball: "The bullpen has some interesting pieces and timely additions. Righthander Ryan Castillo exceeded expectations as a freshman last season and looks to improve on his 1-2, 11.57 numbers. The coaches say he showed flashes of "next-level strike throwing" in the fall sessions. Castillo could also figure into a starting role this coming spring. Two transfers who will play key roles this season are lefty Matthew Cornelius (12 appearances at Arizona State, 3-0, 10.80) and righty Jack Messmore (13 starts at Delaware State, 2-4, 6.47), who both have key D1 experience. Another southpaw who will play a big role in the bullpen plans will be JC transfer Presley Monteforte, who uses a ton of deception in his offspeed offerings, which makes his 87-89 fastball play way up."

MOUNTAIN WEST UPDATE

2025 MOUNTAIN WEST STANDINGS

SCHOOL (RK)	MOUNTAIN WEST					
	W	L	PCT.	HOME	AWAY	NEUT.
New Mexico	3	0	1.000	3-0	0-0	0-0
Fresno State	2	1	.667	2-1	0-0	0-0
Air Force	2	1	.667	2-1	0-0	0-0
San Diego State	2	1	.667	2-1	0-0	0-0
Nevada	1	2	.333	0-0	1-2	0-0
San José State	1	2	.333	0-0	1-2	0-0
Washington State	1	2	.333	0-0	1-2	0-0
UNLV	0	3	.000	0-0	0-3	0-0

ALL GAMES												
W	L	I	PCT.	HOME	AWAY	NEUT.	LAST 10	STRK				
11	9	0	.550	9-6	0-2	2-1	6-4	W3				
9	11	0	.450	7-5	2-6	0-0	5-5	W2				
7	13	0	.350	5-2	0-10	2-1	3-7	W1				
6	15	0	.286	4-8	1-5	1-2	2-8	L2				
12	8	0	.600	6-2	6-6	0-0	7-3	W1				
12	8	0	.600	9-3	3-5	0-0	4-6	W2				
6	14	0	.300	2-1	1-10	3-3	4-6	L1				
11	9	0	.550	7-2	1-5	3-2	5-5	L4				

MW Regular-Season Champions; * MW Championship Participant; % MW Tournament Champions

A LOOK AHEAD AT THE MW

Friday, March 21

San Diego State at Washington State* (MWN)	4:05 p.m. PT
Air Force at San José State* (MWN)	6 p.m. PT
Fresno State at UNLV* (MWN)	6:05 p.m. PT
New Mexico at Nevada* (MWN)	6:05 p.m. PT

Saturday, March 22

Air Force at San José State*	2:05 p.m. PT
New Mexico at Nevada* (MWN)	2:05 p.m. PT
San Diego State at Washington State* (MWN)	2:05 p.m. PT
Fresno State at UNLV* (MWN)	6:05 p.m. PT

Sunday, March 23

Air Force at San José State* (MWN)	12:05 p.m. PT
Fresno State at UNLV* (MWN)	12:05 p.m. PT
New Mexico at Nevada* (MWN)	12:05 p.m. PT
San Diego State at Washington State* (MWN)	12:05 p.m. PT

Monday, March 24

San José State at Stanford (ACCNX)	2:05 p.m. PT
---	--------------

Tuesday, March 25

Air Force at Wright State (ESPN+)	5 p.m. ET
Grand Canyon at New Mexico (MWN)	6 p.m. MT
UC Riverside at San Diego State	6 p.m. PT
Fresno State at Sacramento State (ESPN+)	6:05 p.m. PT
Gonzaga at Washington State (MWN)	6:05 p.m. PT
Pacific at San José State (MWN)	6:05 p.m. PT
Arizona State at UNLV (Las Vegas Ballpark)(MWN)	6:05 p.m. PT

Wednesday, March 26

Air Force at Dayton	3 p.m. ET
Nevada at UC Davis (ESPN+)	6 p.m. PT

A LOOK BACK AT THE MW

Wednesday, March 19

San José State 9, Portland 4	(MWN)
------------------------------	-------

Tuesday, March 18

New Mexico at Texas Tech	Canceled
California Baptist 13, San Diego State 3	(ESPN+)
Fresno State 17, CSU Bakersfield 8	(ESPN+)
Cal State Fullerton 4, UNLV 0	(ESPN+)

Monday, March 17

Nevada 13, Santa Clara 4	(ESPN+)
---------------------------------	---------

Sunday, March 16

New Mexico 11, UNLV 8*	(MWN)
Air Force 14, Washington State 9*	(MWN)
San José State 10, San Diego State 2*	(MWN)
Fresno State 13, Nevada 0*	(MWN/NSN)

Saturday, March 15

Washington State 10, Air Force 4*	(MWN)
New Mexico 13, UNLV 3*	(MWN)
San Diego State 16, San José State 1*	(MWN)
Fresno State 15, Nevada 12*	(MWN/NSN)
San Diego State 6, San José State 4*	(MWN)
Nevada 9, Fresno State 3*	(MWN/NSN)

Friday, March 14

Air Force 15, Washington State 14*	(MWN)
New Mexico 12, UNLV 6*	(MWN)

Wednesday, March 12

Air Force 15, South Dakota State 2	(MWN)
Oregon State 4, Washington State 3	(CW)
San José State at Santa Clara (ESPN+)	Cancelled

2025 MOUNTAIN WEST STATISTICAL LEADERS

TEAM BATTING

	g	avg	ab	r	h	2b	3b	hr	bb	so	sb-att
New Mexico	20	.333	688	171	229	53	9	28	93	133	19-28
Fresno State	20	.294	691	129	203	42	3	17	55	131	18-23
Nevada	20	.292	701	142	205	46	2	28	78	152	5-8
UNLV	20	.290	662	118	192	31	2	21	78	143	15-22
Washington State	20	.287	658	114	189	38	6	5	73	164	23-31
San Diego State	21	.265	718	121	190	33	9	7	89	178	13-17
San Jose State	20	.264	659	109	174	21	9	12	68	170	16-20
Air Force	19	.260	607	115	158	31	6	15	73	186	29-37
Totals	80	.286	5384	1019	1540	295	46	133	607	1257	138-186

TEAM PITCHING

	g	era	w	l	sv	ip	h	r	er	bb	so
San Jose State	20	4.73	12	8	4	173.0	169	108	91	88	153
Fresno State	20	5.80	9	11	5	173.2	201	130	112	74	168
UNLV	20	5.96	11	9	2	166.0	183	137	110	111	183
Nevada	20	6.30	12	8	5	170.0	189	136	119	71	145
San Diego State	21	6.75	6	15	3	186.2	222	172	140	123	195
Air Force	19	7.22	7	12	1	153.1	191	151	123	98	149
New Mexico	20	8.11	11	9	5	168.2	221	164	152	77	152
Washington State	20	8.45	6	14	4	164.0	211	167	154	118	132
Totals	80	6.65	74	86	29	1355.1	1587	1165	1001	760	1277

TEAM FIELDING

	g	po	a	e	pct	dp	pb	sba-att
Fresno State	20	521	155	19	.973	13	2	7-12
New Mexico	20	506	208	21	.971	16	3	21-32
Nevada	20	510	200	21	.971	17	1	17-24
Washington State	20	492	197	21	.970	10	1	25-38
San Jose State	20	519	180	22	.969	17	3	29-37
UNLV	20	498	162	30	.957	11	9	18-27
Air Force	19	460	185	32	.953	15	4	38-49
San Diego State	21	560	173	39	.949	16	2	52-62
Totals	80	4066	1460	205	.964	115	25	207-281

INDIVIDUAL BATTING

Min 2.5 AB/Team game	g	avg	ab	r	h	rbi	2b	3b	hr	bb
ORIACH, Jordy-NM	20	.423	78	25	33	26	9	2	7	12
Fernandes, Alex-SJ	20	.413	63	19	26	10	4	2	0	16
Hartman, Max-WSU	19	.405	79	20	32	15	6	1	1	6
Zapp, Walker-AF	18	.394	71	14	28	17	7	2	3	3
CARRIS, Akili-NM	17	.394	71	13	28	18	5	0	0	4
HAM, Billy-NV	19	.388	67	16	26	10	9	0	1	11
SCHNEIDER, Cam-FS	17	.385	52	6	20	5	4	0	0	3
MICALISTER, Josh-NM	19	.373	59	20	22	16	2	0	6	14
MORAN, CJ-SD	21	.365	74	13	27	16	8	0	0	9
TOIGO, Dean-LV	20	.364	77	15	28	25	4	0	7	10
HEFFT, JP-LV	20	.360	86	16	31	15	5	0	1	3
KONIARSKY, Cole-LV	19	.351	74	9	26	13	4	0	3	4
Peters, Zach-AF	19	.351	57	16	20	14	5	1	2	6
WALKER, Khalil-NM	20	.351	77	16	27	12	8	4	2	3
MYRO, Gunnar-LV	20	.345	58	10	20	5	1	0	2	4
KWON, Junhyuk-NV	20	.343	70	13	24	9	8	0	2	10
SALDIVAR, Eddie-FS	19	.338	77	14	26	14	9	0	0	6
Obenour, Ollie-WSU	20	.338	77	12	26	15	7	2	0	4
BLANDFORD, Bobby-FS	20	.329	82	14	27	19	7	1	3	2
OTT, Ethan-NM	16	.328	64	17	21	21	6	1	3	7

INDIVIDUAL PITCHING

Min 1.0 IP/Team game	app	era	w-l	sv	ip	h	r	er	bb	so
Gutierrez, Jesse-SJ	5	2.36	3-2	0	26.2	19	12	7	5	22
BARNHOUSE, Josh-NM	11	2.49	2-0	0	21.2	17	6	6	2	15
HAY, Kaleb-FS	7	2.86	1-1	1	22.0	17	7	7	11	21
Thomas, David-SJ	5	3.91	0-1	0	23.0	24	14	10	12	18
SIPILA, Marko-SD	5	4.40	1-1	0	28.2	33	20	14	8	27
CASTILLO, Ryan-NM	5	4.50	3-1	0	26.0	30	16	13	8	25
RUMARY, Garvey-SD	7	5.01	0-3	0	23.1	24	17	13	12	22
LANE, Carson-LV	5	5.16	1-2	0	22.2	27	16	13	15	27
Scott, Win-SJ	5	5.79	2-1	0	23.1	28	19	15	10	23
Smith, Griffin-WSU	5	5.88	2-1	0	26.0	32	21	17	10	15
Lewis, Nick-WSU	6	5.96	2-2	0	25.2	32	17	17	8	18
CREMAROSA, Aidan-FS	6	6.20	2-3	0	24.2	32	24	17	7	28
ANKER, Jack-FS	5	6.51	2-2	0	27.2	37	21	20	5	31
FOSHER, Peyton-NV	5	6.67	1-2	0	27.0	31	22	20	10	26
PENGELLY, Dayne-NM	6	6.95	1-0	0	22.0	29	20	17	12	17

HITS

ORIACH, Jordy-NM	33
Hartman, Max-WSU	32
HEFFT, JP-LV	31
3 tied with 28 hit(s)	

RUNS SCORED

ORIACH, Jordy-NM	25
MICALISTER, Josh-NM	20
Hartman, Max-WSU	20
4 tied with 19 run(s) scored	

RUNS BATTED IN

ORIACH, Jordy-NM	26
TOIGO, Dean-LV	25
OTT, Ethan-NM	21
BALL, Michael-NV	21
BLANDFORD, Bobby-FS	19

DOUBLES

ORIACH, Jordy-NM	9
HAM, Billy-NV	9
SALDIVAR, Eddie-FS	9
ASBY, Will-NM	9
4 tied with 8 double(s)	

TRIPLES

WALKER, Khalil-NM	4
RUTTER, Drew-SD	3
JACKSON, Jake-SD	3
6 tied with 2 triple(s)	

HOME RUNS

BALL, Michael-NV	7
ORIACH, Jordy-NM	7
TOIGO, Dean-LV	7
MICALISTER, Josh-NM	6
STRANSKY, Justin-FS	5

TOTAL BASES

ORIACH, Jordy-NM	67
TOIGO, Dean-LV	53
BALL, Michael-NV	50
WALKER, Khalil-NM	49
Zapp, Walker-AF	48

STOLEN BASES

	sb-att
Adams, Alex-AF	8-9
Lewis, Jeriah-SJ	8-10
Hartman, Max-WSU	6-6
MICALISTER, Josh-NM	6-7
2 tied with 5 stolen base(s)	

STRIKEOUTS

	ip	so
ANKER, Jack-FS	27.2	31
CREMAROSA, Aidan-FS	24.2	28
SIPILA, Marko-SD	28.2	27
LANE, Carson-LV	22.2	27
PURSER, Daxton-NM	17.2	27

2025 NCAA RANKING SUMMARY (TEAM)

Statistic	National Rank	Conference Rank	Value	National Leader	Value	Conference Leader	Value
Base on Balls (298 ranked)	131	1	93	VMI	188	New Mexico	93
Batting Average (299 ranked)	6	1	0.333	Richmond	0.359	New Mexico	0.333
Double Plays (298 ranked)	52	2	16	USC Upstate	23	Nevada	17
Double Plays Per Game (299 ranked)	69	2	0.80	Stony Brook	1.29	Nevada	0.85
Doubles (298 ranked)	8	1	53	Georgia Tech	66	New Mexico	53
Doubles Per Game (299 ranked)	11	1	2.65	Georgia Tech	3.14	New Mexico	2.65
Earned Run Average (299 ranked)	235	7	8.00	Tennessee	1.94	San Jose St.	4.83
Fielding Percentage (299 ranked)	118	4	0.970	Ball St.	0.988	Fresno St.	0.973
Hit Batters (298 ranked)	148	6	27	Coppin St.	63	San Diego St.	44
Hit by Pitch (299 ranked)	139	4	28	Georgia	65	Washington St.	41
Hits (299 ranked)	19	1	229	Lamar University	253	New Mexico	229
Hits Allowed Per Nine Innings (299 ranked)	260	8	11.74	Tennessee	5.81	San Jose St.	8.89
Home Runs (299 ranked)	43	1	28	Georgia	57	Nevada New Mexico	28 28
Home Runs Per Game (299 ranked)	49	1	1.40	Tennessee	2.57	Nevada New Mexico	1.40 1.40
On Base Percentage (299 ranked)	39	1	0.426	VMI	0.497	New Mexico	0.426
Runs (299 ranked)	47	1	171	VMI	247	New Mexico	171
Sacrifice Bunts (283 ranked)	147	6	7	George Mason Jackson St. Yale	22 22 22	San Diego St.	15
Sacrifice Flies (297 ranked)	37	1	12	5 teams tied	20	New Mexico	12
Scoring (299 ranked)	44	1	8.6	VMI	11.8	New Mexico	8.6
Shutouts (71 ranked)	71	1	1	8 teams tied	4	Fresno St. New Mexico UNLV	1 1 1
Slugging Percentage (299 ranked)	14	1	0.558	Tennessee	0.641	New Mexico	0.558
Stolen Bases (299 ranked)	189	3	19	VMI	122	Air Force	30
Stolen Bases Per Game (299 ranked)	199	3	0.95	VMI	5.81	Air Force	1.50
Strikeout-to-Walk Ratio (299 ranked)	116	3	1.97	Tennessee	4.39	Fresno St.	2.27
Strikeouts Per Nine Innings (299 ranked)	188	6	8.1	Wake Forest	13.2	UNLV	9.9
Triple Plays (1 ranked)				UIC	1		
Triples (266 ranked)	12	1	9	Arizona	16	New Mexico San Diego St. San Jose St.	9 9 9
Triples Per Game (291 ranked)	15	2	0.45	Arizona	0.80	San Jose St.	0.47
WHIP (299 ranked)	191	4	1.76	Tennessee	0.97	San Jose St.	1.49
WL Pct (297 ranked)	119	3	0.550	Alabama LSU	0.955 0.955	Nevada	0.600
Walks Allowed Per Nine Innings (299 ranked)	72	3	4.11	Arizona	2.72	Nevada	3.76

2025 NCAA RANKING SUMMARY (INDIVIDUALS)

Statistic	Player	National Rank	Conference Rank	Value	National Leader	Value	Conference Leader	Value
Base on Balls (143 ranked)					Kaleb Freeman, Georgia St.	34	Tripp Garrish, Air Force	20
Base on Balls Per Game (149 ranked)					Kaleb Freeman, Georgia St.	1.55	Tripp Garrish, Air Force	1.00
Batting Average (241 ranked)	Jordy Oriach Akili Carris Josh McAlister	65 125 223	2 4 8	0.423 0.394 0.373	Edian Espinal, UCF	0.508	Alex Fernandes, San Jose St.	0.424
Complete Games (5 ranked)	Ryan Castillo	5	1	1	4 players tied	2	5 players tied	1
Doubles (137 ranked)	Will Asby Jordy Oriach Khalil Walker	36 36 65	1 1 5	9 9 8	Kaleb Freeman, Georgia St.	15	4 players tied	9
Doubles Per Game (142 ranked)	Will Asby Jordy Oriach Khalil Walker	65 65 115	3 3 5	0.45 0.45 0.40	Hayden Jatczak, Kent St. Nick Sturino, Fairfield	0.71 0.71	Billy Ham, Nevada Eddie Saldivar, Fresno St.	0.47 0.47
Earned Run Average (199 ranked)	Josh Barnhouse	109	2	2.49	Jack Bennett, Western Ky. Jack Ohman, Yale	0.00 0.00	Jesse Gutierrez, San Jose St.	2.36
Games Started (18 ranked)	Dayne Pengelly Ryan Castillo	4 18	1 3	6 5	Dylan Mathiesen, Liberty	8	Aidan Cremarosa, Fresno St. Dayne Pengelly, New Mexico	6 6
Hit Batters (85 ranked)					Jeremiah Eneix, Coppin St.	14	Garvey Rumary, San Diego St.	9
Hit By Pitch Per Game (142 ranked)					Dillon Moquin, App State	0.75	Taylor Holder, Nevada	0.63
Hit by Pitch (110 ranked)					Robbie Burnett, Georgia	16	Taylor Holder, Nevada	10
Hits (141 ranked)	Jordy Oriach Akili Carris	31 141	1 5	33 28	Juan Cruz, Alabama St.	42	Jordy Oriach, New Mexico	33
Hits Allowed Per Nine Innings (149 ranked)					Liam O'Brien, Hawaii	2.84	Jesse Gutierrez, San Jose St.	6.41
Hits Per Game (147 ranked)	Jordy Oriach Akili Carris	45 47	2 3	1.65 1.65	Dean Ferrara, Fairfield	2.12	Max Hartman, Washington St.	1.68
Home Runs (91 ranked)	Jordy Oriach Josh McAlister	48 91	1 4	7 6	Grant Gallagher, ETSU Justin Lebron, Alabama Ryland Zaborowski, Georgia	12 12 12	Michael Ball, Nevada Jordy Oriach, New Mexico Dean Toigo, UNLV	7 7 7
Home Runs Per Game (141 ranked)	Jordy Oriach Josh McAlister	80 118	1 4	0.35 0.32	Grant Gallagher, ETSU Ryland Zaborowski, Georgia	0.60 0.60	Michael Ball, Nevada Jordy Oriach, New Mexico Dean Toigo, UNLV	0.35 0.35 0.35
On Base Percentage (140 ranked)	Josh McAlister Jordy Oriach Tye Wood	97 119 140	2 4 5	0.519 0.511 0.500	Edian Espinal, UCF	0.623	Alex Fernandes, San Jose St.	0.539
Pitching Appearances (90 ranked)	Josh Barnhouse	10	1	11	CJ Lewis, Jackson St. Max Martzoff, Fla. Atlantic	13 13	4 players tied	11
Runs (134 ranked)	Jordy Oriach	77	1	25	Cole Raile, VMI	39	Jordy Oriach, New Mexico	25
Runs Batted In (149 ranked)	Jordy Oriach	65	1	26	Justin Lebron, Alabama	45	Jordy Oriach, New Mexico	26
Runs Batted In Per Game (149 ranked)	Ethan Ott Jordy Oriach	75 79	1 2	1.31 1.30	Justin Lebron, Alabama	2.05	Ethan Ott, New Mexico	1.31
Runs Per Game (147 ranked)	Jordy Oriach	89	1	1.25	Cole Raile, VMI	1.86	Jordy Oriach, New Mexico	1.25
Sacrifice Bunts (74 ranked)					5 players tied	8	Drew Rutter, San Diego St.	5
Sacrifice Bunts Per Game (145 ranked)					Cam Burdick, Cal St. Fullerton	0.50	Drew Rutter, San Diego St.	0.24
Sacrifice Flies (39 ranked)	Cooper Brass Ethan Ott	39 39	2 2	3 3	Ozzie Pratt, Southern Miss. Josh Williams, Northern Ky.	6 6	Ryan Skjonsby, Washington St.	4
Saves (228 ranked)	Ty Cunningham Daxton Purser	15 228	1 9	4 1	Lucas Mahlstedt, Clemson	7	Ty Cunningham, New Mexico	4
Slugging Percentage (250 ranked)	Jordy Oriach Josh McAlister	19 113	1 2	0.859 0.712	Ryland Zaborowski, Georgia	1.079	Jordy Oriach, New Mexico	0.859
Stolen Bases (136 ranked)					Owen Prince, VMI	30	Alex Adams, Air Force Jeriah Lewis, San Jose St.	8 8
Stolen Bases Per Game (143 ranked)					Owen Prince, VMI	1.43		

2025 MISCELLANEOUS HITTING

Multiple Hit Games	2	3	4	5+	Total
10 ORIACH, Jordy	6	4	1	-	11
14 CARRIS, Akili	4	5	-	-	9
12 ASBY, Will	9	-	-	-	9
9 MCALISTER, Josh	6	2	-	-	8
15 WALKER, Khalil	5	3	-	-	8
47 OTT, Ethan	5	2	-	-	7
3 WASLEFSKY, Karsen	2	2	-	-	4
2 BRASS, Cooper	1	2	-	-	3
4 WOOD, Tye	2	1	-	-	3
24 WILLIAMS, Brodey	2	1	-	-	3
29 HERD, Caleb	2	-	-	-	2
20 BANISTER, Luke	2	-	-	-	2
48 NEIL, Andrew	2	-	-	-	2
43 TRUJILLO, Gene	1	-	-	-	1
26 MANSY, Luke	1	-	-	-	1
TEAM	50	22	1	0	73

Multiple RBI Games	2	3	4	5+	Total
47 OTT, Ethan	4	1	2	-	7
10 ORIACH, Jordy	1	5	1	-	7
14 CARRIS, Akili	3	2	1	-	6
9 MCALISTER, Josh	4	-	1	-	5
3 WASLEFSKY, Karsen	2	1	-	1	4
15 WALKER, Khalil	3	-	-	-	3
12 ASBY, Will	2	-	-	-	2
2 BRASS, Cooper	2	-	-	-	2
20 BANISTER, Luke	1	-	1	-	2
4 WOOD, Tye	2	-	-	-	2
29 HERD, Caleb	1	-	1	-	2
48 NEIL, Andrew	-	-	-	1	1
43 TRUJILLO, Gene	1	-	-	-	1
5 MILLER, Shane	1	-	-	-	1
TEAM	27	9	7	2	45

Hitting Streaks	Longest	Current
14 CARRIS, Akili	10	4
15 WALKER, Khalil	10	1
10 ORIACH, Jordy	8	5
12 ASBY, Will	8	7
9 MCALISTER, Josh	7	3
2 BRASS, Cooper	6	-
47 OTT, Ethan	5	-
3 WASLEFSKY, Karsen	5	-
24 WILLIAMS, Brodey	4	4
29 HERD, Caleb	4	4
20 BANISTER, Luke	3	-
26 MANSY, Luke	2	2
4 WOOD, Tye	2	-
43 TRUJILLO, Gene	2	-
48 NEIL, Andrew	1	1

Reached Base Streaks	Longest	Current
10 ORIACH, Jordy	16	16
12 ASBY, Will	16	16
14 CARRIS, Akili	11	4
24 WILLIAMS, Brodey	10	10
15 WALKER, Khalil	10	5
2 BRASS, Cooper	10	-
47 OTT, Ethan	9	4
9 MCALISTER, Josh	9	4
3 WASLEFSKY, Karsen	5	-
4 WOOD, Tye	5	5
29 HERD, Caleb	4	4
43 TRUJILLO, Gene	4	-
26 MANSY, Luke	3	3
20 BANISTER, Luke	3	-
48 NEIL, Andrew	3	1
5 MILLER, Shane	1	-

2025 NEW MEXICO GAMES SUMMARY

Score by innings	1	2	3	4	5	6	7	8	9	Total
New Mexico	24	34	28	14	16	19	9	17	10	171
Opponents	19	16	16	12	28	19	31	7	16	164

Record when ...			
Overall	11-9	After 6 leading	10-3
Conference	3-0 trailing	1-6
Non-Conference	8-9 tied	0-0
Home games	9-3	After 7 leading	9-2
Away games	0-5 trailing	1-5
Neutral site	2-1 tied	0-0
Day games	8-8	After 8 leading	8-2
Night games	3-1 trailing	1-5
vs Left starter	1-0 tied	0-0
vs Right starter	10-9	Hit 0 home runs	0-5
1-Run games	2-3	... 1 home run	6-2
2-Run games	1-0	... 2+ home runs	5-2
5+Run games	5-3	Opponent 0 home runs	4-5
Extra innings	0-0 1 home run	3-2
Shutouts	1-2 2+ HRs	4-2
Scoring 0-2 runs	0-2	Made 0 errors	5-1
..... 3-5 runs	1-3	... 1 error	3-6
..... 6-9 runs	3-1 2+ errors	3-2
..... 10+ runs	7-3	Opp. made 0 errors	4-5
Opponent 0-2 runs	1-0 1 error	6-2
..... 3-5 runs	4-2 2+ errors	1-2
..... 6-9 runs	5-1	Out-hit opponent	8-4
..... 10+ runs	1-6	Out-hit by opponent	3-3
Scored in 1st inning	5-5	Hits are tied	0-2
Opp. scored in 1st	6-5		
Scores first	5-2		
Opp. scores first	6-7		

Record when team scores:											
Runs	0	1	2	3	4	5	6	7	8	9	10+
W-L	0-2	0-0	0-0	0-1	0-2	1-0	0-1	1-0	1-0	1-0	7-3

Record when opponent scores:											
Runs	0	1	2	3	4	5	6	7	8	9	10+
W-L	1-0	0-0	0-0	2-0	2-2	0-0	2-0	1-0	1-0	1-1	1-6

Record when leading after:								
Inn.	1	2	3	4	5	6	7	8
W-L	3-3	10-4	10-4	11-5	10-4	10-3	9-2	8-2

Record when trailing after:								
Inn.	1	2	3	4	5	6	7	8
W-L	3-2	1-3	1-3	0-4	1-5	1-6	1-5	1-5

Record when tied after:								
Inn.	1	2	3	4	5	6	7	8
W-L	5-4	0-2	0-2	0-0	0-0	0-0	0-0	0-0

Current winning streak: 3
 Longest winning streak: 3
 Longest losing streak: 4

Home attendance : 5510 (10 dates avg = 551)
 Away attendance : 4539 (8 dates avg = 567)
 Total attendance: 10049 (18 dates avg = 558)

2025 BATTING LEADERS

Hitting minimums - 1 Games 1 AB 2.0 AB/Game 1 TPA 2.0 TPA/Game
Pitching minimums - 1 Games 1.0 IP/Game

Batting avg		Slugging pct		On base pct	
1. 10 ORIACH, Jordy	.423	1. 10 ORIACH, Jordy	.859	1. 9 MCALISTER, Josh	.519
2. 14 CARRIS, Akili	.394	2. 9 MCALISTER, Josh	.712	2. 10 ORIACH, Jordy	.511
3. 9 MCALISTER, Josh	.373	3. 15 WALKER, Khalil	.636	3. 14 CARRIS, Akili	.427
4. 15 WALKER, Khalil	.351	4. 47 OTT, Ethan	.594	4. 47 OTT, Ethan	.410
5. 47 OTT, Ethan	.328	5. 12 ASBY, Will	.476	5. 2 BRASS, Cooper	.404
Runs scored		Hits		Runs batted in	
1. 10 ORIACH, Jordy	25	1. 10 ORIACH, Jordy	33	1. 10 ORIACH, Jordy	26
2. 9 MCALISTER, Josh	20	2. 14 CARRIS, Akili	28	2. 47 OTT, Ethan	21
3. 12 ASBY, Will	19	3. 15 WALKER, Khalil	27	3. 14 CARRIS, Akili	18
4. 47 OTT, Ethan	17	4. 12 ASBY, Will	24	4. 9 MCALISTER, Josh	16
5. 15 WALKER, Khalil	16	5. 9 MCALISTER, Josh	22	5. 3 WASLEFSKY, Karsen	15
Doubles		Triples		Home runs	
1. 12 ASBY, Will	9	1. 15 WALKER, Khalil	4	1. 10 ORIACH, Jordy	7
10 ORIACH, Jordy	9	2. 10 ORIACH, Jordy	2	2. 9 MCALISTER, Josh	6
3. 15 WALKER, Khalil	8	3. 47 OTT, Ethan	1	3. 47 OTT, Ethan	3
4. 47 OTT, Ethan	6	4 WOOD, Tye	1	4. 4 tied at....	2
5. 14 CARRIS, Akili	5	3 WASLEFSKY, Karsen	1		
Total bases		Walks		Hit by pitch	
1. 10 ORIACH, Jordy	67	1. 9 MCALISTER, Josh	14	1. 9 MCALISTER, Josh	4
2. 15 WALKER, Khalil	49	2. 10 ORIACH, Jordy	12	47 OTT, Ethan	4
3. 9 MCALISTER, Josh	42	3. 4 WOOD, Tye	11	3. 5 tied at.....	3
4. 12 ASBY, Will	39	4. 24 WILLIAMS, Brodey	9		
5. 47 OTT, Ethan	38	5. 2 tied at....	8		
Sac bunts		Sac flies		Stolen bases	
1. 15 WALKER, Khalil	2	1. 47 OTT, Ethan	3	1. 9 MCALISTER, Josh	6
2 BRASS, Cooper	2	2 BRASS, Cooper	3	2. 2 BRASS, Cooper	3
12 ASBY, Will	2	3. 6 tied at.....	1	3. 4 WOOD, Tye	2
4. 9 MCALISTER, Josh	1			15 WALKER, Khalil	2
				3 WASLEFSKY, Karsen	2
Caught stealing		Steal attempts		Stolen base pct	
1. 3 WASLEFSKY, Karsen	2	1. 9 MCALISTER, Josh	7	1. 12 ASBY, Will	1.000
14 CARRIS, Akili	2	2. 2 BRASS, Cooper	4	2. 9 MCALISTER, Josh	.857
3. 5 tied at.....	1	3 WASLEFSKY, Karsen	4	3. 2 BRASS, Cooper	.750
		4. 15 WALKER, Khalil	3	4. 15 WALKER, Khalil	.667
		14 CARRIS, Akili	3	5. 10 ORIACH, Jordy	.500
Strikeouts		Grounded into DP		Total plate appearances	
1. 9 MCALISTER, Josh	20	1. 6 tied at.....	2	1. 12 ASBY, Will	95
2. 47 OTT, Ethan	17			2. 10 ORIACH, Jordy	94
3. 14 CARRIS, Akili	14			3. 15 WALKER, Khalil	84
4. 24 WILLIAMS, Brodey	10			4. 47 OTT, Ethan	78
5. 3 tied at.....	9			9 MCALISTER, Josh	78
At bats		Games played		Game starts	
1. 12 ASBY, Will	82	1. 12 ASBY, Will	20	1. 12 ASBY, Will	20
2. 10 ORIACH, Jordy	78	15 WALKER, Khalil	20	10 ORIACH, Jordy	20
3. 15 WALKER, Khalil	77	10 ORIACH, Jordy	20	15 WALKER, Khalil	20
4. 14 CARRIS, Akili	71	4. 9 MCALISTER, Josh	19	4. 9 MCALISTER, Josh	18
5. 47 OTT, Ethan	64	5. 14 CARRIS, Akili	17	5. 14 CARRIS, Akili	17
Games as sub					
1. 26 MANSY, Luke	7				
2. 48 NEIL, Andrew	6				
3. 4 WOOD, Tye	5				
4. 3 tied at.....	2				

2025 PITCHING LEADERS

Hitting minimums - 1 Games 1 AB 2.0 AB/Game 1 TPA 2.0 TPA/Game
Pitching minimums - 1 Games 1.0 IP/Game

Earned run avg		Opposing bat avg		Won-loss pct	
1. 34 BARNHOUSE, Josh	2.49	1. 34 BARNHOUSE, Josh	.218	1. 34 BARNHOUSE, Josh	1.000
2. 39 CASTILLO, Ryan	4.50	2. 39 CASTILLO, Ryan	.291	31 PENGELLY, Dayne	1.000
3. 31 PENGELLY, Dayne	6.95	3. 31 PENGELLY, Dayne	.319	3. 39 CASTILLO, Ryan	.750
4. 8 ALVAREZ, Diego	10.38	4. 8 ALVAREZ, Diego	.351	4. 8 ALVAREZ, Diego	.333
Wins		Losses		Saves	
1. 39 CASTILLO, Ryan	3	1. 27 LOPEZ, David	2	1. 23 CUNNINGHAM, Ty	4
2. 34 BARNHOUSE, Josh	2	8 ALVAREZ, Diego	2	2. 33 PURSER, Daxton	1
3. 6 tied at.....	1	33 PURSER, Daxton	2		
		4. 3 tied at.....	1		
Innings pitched		Batters struck out		Appearances	
1. 39 CASTILLO, Ryan	26.0	1. 33 PURSER, Daxton	27	1. 34 BARNHOUSE, Josh	11
2. 31 PENGELLY, Dayne	22.0	2. 39 CASTILLO, Ryan	25	2. 25 WISEMAN, Luke	7
3. 8 ALVAREZ, Diego	21.2	3. 31 PENGELLY, Dayne	17	23 CUNNINGHAM, Ty	7
34 BARNHOUSE, Josh	21.2	4. 34 BARNHOUSE, Josh	15	33 PURSER, Daxton	7
		8 ALVAREZ, Diego	15	5. 2 tied at.....	6
Games started		Games finished		Games in relief	
1. 31 PENGELLY, Dayne	6	1. 23 CUNNINGHAM, Ty	6	1. 34 BARNHOUSE, Josh	11
2. 39 CASTILLO, Ryan	5	2. 33 PURSER, Daxton	4	2. 23 CUNNINGHAM, Ty	7
3. 27 LOPEZ, David	4	34 BARNHOUSE, Josh	4	25 WISEMAN, Luke	7
8 ALVAREZ, Diego	4	4. 5 tied at.....	1	4. 33 PURSER, Daxton	6
5. 33 PURSER, Daxton	1			5. 49 MESSMORE, Jack	5
Wild pitches		Balks		Hit batters	
1. 27 LOPEZ, David	5	1. 49 MESSMORE, Jack	1	1. 31 PENGELLY, Dayne	5
2. 33 PURSER, Daxton	4			27 LOPEZ, David	5
3. 39 CASTILLO, Ryan	3			3. 8 ALVAREZ, Diego	4
4. 11 CORNELIUS, Matt	2			4. 11 CORNELIUS, Matt	3
5. 3 tied at.....	1			5. 2 tied at.....	2
Intentional BB allowed		Runners picked off		Batters SO out looking	
		1. 8 ALVAREZ, Diego	1	1. 39 CASTILLO, Ryan	10
		11 CORNELIUS, Matt	1	31 PENGELLY, Dayne	10
				3. 33 PURSER, Daxton	6
				4. 34 BARNHOUSE, Josh	5
				5. 2 tied at.....	4
Sac bunts allowed		Sac flies allowed		Hits allowed	
1. 11 CORNELIUS, Matt	1	1. 49 MESSMORE, Jack	3	1. 34 BARNHOUSE, Josh	17
23 CUNNINGHAM, Ty	1	2. 34 BARNHOUSE, Josh	2	2. 31 PENGELLY, Dayne	29
		8 ALVAREZ, Diego	2	3. 39 CASTILLO, Ryan	30
		33 PURSER, Daxton	2	4. 8 ALVAREZ, Diego	34
		31 PENGELLY, Dayne	2		
Runs allowed		Earned runs allowed		Walks allowed	
1. 34 BARNHOUSE, Josh	6	1. 34 BARNHOUSE, Josh	6	1. 34 BARNHOUSE, Josh	2
2. 39 CASTILLO, Ryan	16	2. 39 CASTILLO, Ryan	13	2. 8 ALVAREZ, Diego	5
3. 31 PENGELLY, Dayne	20	3. 31 PENGELLY, Dayne	17	3. 39 CASTILLO, Ryan	8
4. 8 ALVAREZ, Diego	25	4. 8 ALVAREZ, Diego	25	4. 31 PENGELLY, Dayne	12
Doubles allowed		Triples allowed		Home runs allowed	
1. 34 BARNHOUSE, Josh	4	1. 31 PENGELLY, Dayne	1	1. 31 PENGELLY, Dayne	0
2. 8 ALVAREZ, Diego	6	39 CASTILLO, Ryan	1	2. 39 CASTILLO, Ryan	1
3. 31 PENGELLY, Dayne	7	3. 34 BARNHOUSE, Josh	3	34 BARNHOUSE, Josh	1
39 CASTILLO, Ryan	7	4. 8 ALVAREZ, Diego	5	4. 8 ALVAREZ, Diego	4

2025 STARTERS BY POSITION + LINEUP

Player	GS	Position											Batting Order									
		p	c	1b	2b	3b	ss	lf	cf	rf	of	dh	1st	2nd	3rd	4th	5th	6th	7th	8th	9th	
15 WALKER, Khalil	20	20	.	.	.	2	18
12 ASBY, Will	20	20	.	.	.	16	.	1	1	.	2	.	.	.
10 ORIACH, Jordy	20	8	.	.	.	12	.	.	20
9 MCALISTER, Josh	18	.	.	.	9	3	5	1	.	.	.	1	.	8	6	3	.	.
14 CARRIS, Akili	17	15	2	8	8	1	.	.	.
47 OTT, Ethan	16	.	.	16	16
3 WASLEFSKY, Karsen	15	15	1	.	1	3	8	2	.
2 BRASS, Cooper	12	.	.	.	10	2	11	1
4 WOOD, Tye	10	10	6	4
24 WILLIAMS, Brodey	10	.	10	6	.	4	.	.	.
43 TRUJILLO, Gene	7	.	.	4	3	3	2	2	.	.	.
29 HERD, Caleb	6	.	6	6	.
31 PENGELLY, Dayne	6	6
39 CASTILLO, Ryan	5	5
27 LOPEZ, David	4	4
20 BANISTER, Luke	4	.	4	1	.	.	1	2	.	.
8 ALVAREZ, Diego	4	4
26 MANSY, Luke	2	2	2
48 NEIL, Andrew	2	2	1	1	.
5 MILLER, Shane	1	.	.	.	1	1	.	.	.
33 PURSER, Daxton	1	1

2025 INDIVIDUAL SINGLE-GAME HIGHS

Batting

At bats:	6	-	(9 times)
Runs scored:	4	-	ORIACH, Jordy vs N. Colorado (Feb 23, 2025)
Hits:	4	-	ORIACH, Jordy vs Rhode Island (Feb 28, 2025)
RBI:	5	-	WASLEFSKY, Karsen vs UNLV (Mar 15, 2025)
	5	-	NEIL, Andrew vs UNLV (Mar 16, 2025)
Doubles:	2	-	(8 times)
Triples:	1	-	(9 times)
Home runs:	2	-	MCALISTER, Josh vs Rhode Island (Feb 28, 2025)
	2	-	ORIACH, Jordy at Tarleton State (Mar 07, 2025)
	2	-	NEIL, Andrew vs UNLV (Mar 16, 2025)
Total bases:	9	-	ORIACH, Jordy vs Rhode Island (Feb 28, 2025)
Walks:	3	-	OTT, Ethan vs N. Colorado (Feb 23, 2025)
	3	-	BRASS, Cooper vs Rhode Island (Mar 01, 2025)
Strikeouts:	3	-	(9 times)
Sac hits:	2	-	ASBY, Will vs Seton Hall (Feb 16, 2025 at Scottsdale, Ariz.)
	2	-	WALKER, Khalil vs N. Colorado (Feb 22, 2025)
Sac flies:	2	-	OTT, Ethan vs Seton Hall (Feb 16, 2025 at Scottsdale, Ariz.)
Stolen bases:	2	-	MCALISTER, Josh vs N. Colorado (Feb 21, 2025)
	2	-	MCALISTER, Josh vs Rhode Island (Mar 01, 2025)
	2	-	WOOD, Tye vs Rhode Island (Mar 02, 2025)
Hit by pitch:	2	-	WOOD, Tye vs Rhode Island (Mar 02, 2025)
	2	-	MCALISTER, Josh vs Rhode Island (Mar 02, 2025)
Caught stealing:	1	-	(9 times)
Runners LOB:	6	-	ORIACH, Jordy vs Austin Peay (Feb 14, 2025 at Mesa, Arizona)

Fielding

Putouts:	13	-	OTT, Ethan vs UNLV (Mar 15, 2025)
Assists:	7	-	MCALISTER, Josh vs Rhode Island (Mar 02, 2025)
Errors:	2	-	WASLEFSKY, Karsen vs UNLV (Mar 16, 2025)
Passed balls:	3	-	BANISTER, Luke at Tarleton State (Mar 08, 2025)

Pitching

Innings pitched:	8.0	-	CASTILLO, Ryan vs UNLV (Mar 15, 2025)
Runs allowed:	9	-	PURSER, Daxton vs N. Colorado (Feb 22, 2025)
	9	-	ALVAREZ, Diego vs Rhode Island (Feb 28, 2025)
Earned runs:	9	-	PURSER, Daxton vs N. Colorado (Feb 22, 2025)
	9	-	ALVAREZ, Diego vs Rhode Island (Feb 28, 2025)
Walks allowed:	4	-	PENGELLY, Dayne vs Rhode Island (Mar 02, 2025)
	4	-	PENGELLY, Dayne at Tarleton State (Mar 09, 2025)
Strikeouts:	8	-	CASTILLO, Ryan vs UNLV (Mar 15, 2025)
Hits allowed:	10	-	PENGELLY, Dayne vs UNLV (Mar 16, 2025)
Doubles allowed:	4	-	PURSER, Daxton vs N. Colorado (Feb 22, 2025)
Triples allowed:	2	-	ALVAREZ, Diego vs Rhode Island (Feb 28, 2025)
	2	-	ALVAREZ, Diego at Tarleton State (Mar 07, 2025)
	2	-	LOPEZ, David at Tarleton State (Mar 08, 2025)
Homers allowed:	3	-	LOPEZ, David vs Rhode Island (Mar 01, 2025)
Wild pitches:	3	-	LOPEZ, David vs UC Irvine (Feb 15, 2025 at Mesa, AZ)
Hit batters:	3	-	LOPEZ, David vs N. Colorado (Feb 22, 2025)

2025 TEAM SINGLE-GAME HIGHS

Batting

At bats:	48	-	vs N. Colorado (Feb 21, 2025)
Runs scored:	15	-	vs N. Colorado (Feb 21, 2025)
	15	-	vs Rhode Island (Mar 01, 2025)
Hits:	23	-	vs N. Colorado (Feb 21, 2025)
RBI's:	14	-	vs N. Colorado (Feb 21, 2025)
Doubles:	6	-	vs N. Colorado (Feb 21, 2025)
Triples:	2	-	vs Austin Peay (Feb 14, 2025 at Mesa, Arizona)
Home runs:	5	-	vs N. Colorado (Feb 22, 2025)
Total bases:	37	-	vs N. Colorado (Feb 22, 2025)
Walks:	11	-	vs Rhode Island (Mar 02, 2025)
Strikeouts:	15	-	vs Austin Peay (Feb 14, 2025 at Mesa, Arizona)
Sac hits:	3	-	vs Seton Hall (Feb 16, 2025 at Scottsdale, Ariz.)
Sac flies:	2	-	vs Seton Hall (Feb 16, 2025 at Scottsdale, Ariz.)
	2	-	vs N. Colorado (Feb 22, 2025)
Stolen bases:	5	-	vs N. Colorado (Feb 21, 2025)
Hit by pitch:	5	-	vs Austin Peay (Feb 14, 2025 at Mesa, Arizona)
	5	-	vs Rhode Island (Mar 02, 2025)
Caught stealing:	2	-	vs N. Colorado (Feb 23, 2025)
Runners LOB:	13	-	vs Austin Peay (Feb 14, 2025 at Mesa, Arizona)
Hit into DP:	2	-	(5 times)

Fielding

Putouts:	27	-	(13 times)
Assists:	17	-	vs Rhode Island (Mar 02, 2025)
Errors:	3	-	at Tarleton State (Mar 07, 2025)
	3	-	vs UNLV (Mar 16, 2025)
Passed balls:	3	-	at Tarleton State (Mar 08, 2025)
DPs turned:	2	-	vs N. Colorado (Feb 23, 2025)
	2	-	vs NM State (Feb 25, 2025)
	2	-	vs Rhode Island (Mar 01, 2025)

Pitching

Innings pitched:	9.0	-	(13 times)
Runs allowed:	18	-	vs UC Irvine (Feb 15, 2025 at Mesa, AZ)
Earned runs:	17	-	vs UC Irvine (Feb 15, 2025 at Mesa, AZ)
Walks allowed:	9	-	vs UC Irvine (Feb 15, 2025 at Mesa, AZ)
Strikeouts:	13	-	vs UC Irvine (Feb 15, 2025 at Mesa, AZ)
Hits allowed:	20	-	vs N. Colorado (Feb 21, 2025)
Doubles allowed:	6	-	vs N. Colorado (Feb 21, 2025)
Triples allowed:	3	-	vs Rhode Island (Feb 28, 2025)
	3	-	vs Rhode Island (Mar 01, 2025)
	3	-	at Tarleton State (Mar 07, 2025)
Homers allowed:	4	-	vs Rhode Island (Mar 01, 2025)
Wild pitches:	3	-	vs UC Irvine (Feb 15, 2025 at Mesa, AZ)
	3	-	vs N. Colorado (Feb 22, 2025)
Hit batters:	5	-	vs UC Irvine (Feb 15, 2025 at Mesa, AZ)

2025 BATTING GAME BY GAME

Date	Opponent	ab	r	h	rbi	2b	3b	hr	tb	bb	ibb	sb	cs	hbp	sac	sf	gdp	k	po	a	e	lob	avg
Feb 14	vs Austin Peay	38	9	11	9	4	2	1	22	6	0	0	0	5	0	0	0	15	27	5	0	13	.289
Feb 15	vs UC Irvine	30	4	4	4	2	0	1	9	4	0	0	0	1	0	1	0	10	27	7	2	5	.221
Feb 16	vs Seton Hall	25	5	8	4	1	0	1	12	3	0	1	0	0	3	2	1	3	27	6	0	4	.247
Feb 18	at Arizona	24	0	4	0	0	0	0	4	0	0	0	1	1	0	0	0	6	19	6	1	4	.231
Feb 21	N. COLORADO	48	15	23	14	6	0	0	29	3	0	5	0	1	0	1	1	6	27	12	1	11	.303
Feb 22	N. COLORADO	41	11	16	8	4	1	0	22	2	0	1	1	1	2	2	0	5	27	7	1	10	.320
Feb 22	N. COLORADO	39	13	16	13	4	1	5	37	7	0	0	0	1	0	0	1	7	27	11	1	10	.335
Feb 23	N. COLORADO	34	12	14	11	2	0	2	22	6	0	4	2	2	0	1	2	4	27	14	1	7	.344
Feb 25	NM STATE	32	7	9	7	1	1	1	15	2	0	0	0	3	0	1	1	9	27	14	0	7	.338
Feb 28	RHODE ISLAND	42	13	15	12	4	1	4	33	6	0	0	0	0	1	0	2	5	27	14	1	9	.340
Mar 01	RHODE ISLAND	39	15	17	13	5	0	1	25	8	0	2	0	1	0	1	1	9	27	13	1	10	.349
Mar 02	RHODE ISLAND	27	8	10	6	3	1	2	21	6	0	1	0	0	0	0	1	2	21	11	0	7	.351
Mar 02	RHODE ISLAND	29	10	6	9	0	1	1	11	11	0	3	1	5	0	0	2	6	27	17	2	11	.342
Mar 07	at Tarleton State	36	4	10	4	4	0	2	20	1	0	1	0	2	1	0	0	11	24	8	3	9	.337
Mar 08	at Tarleton State	24	0	3	0	0	0	0	3	4	0	0	0	0	0	0	1	6	18	11	0	7	.327
Mar 08	at Tarleton State	38	6	13	6	2	0	1	18	3	0	0	1	0	0	1	0	4	24	10	1	9	.328
Mar 09	at Tarleton State	32	3	7	3	3	0	0	10	3	0	1	1	1	0	0	0	11	25	9	1	6	.322
*Mar 14	UNLV	40	12	16	12	3	1	2	27	3	0	0	1	0	0	0	0	5	27	12	0	7	.327
*Mar 15	UNLV	33	13	14	13	3	0	1	20	9	0	0	1	2	0	1	1	3	24	15	2	9	.332
*Mar 16	UNLV	37	11	13	11	2	0	3	24	6	0	0	0	2	0	1	0	6	27	6	3	10	.333
Totals		688	171	229	159	53	9	28	384	93	0	19	9	28	7	12	14	133	506	208	21	165	.333

2025 PITCHING GAME BY GAME

Date	Opponent	ip	h	r	er	bb	so	2b	3b	hr	wp	bk	hbp	dp	ibb	score	w-l	sv	era
Feb 14	vs Austin Peay	9.0	8	6	6	3	10	1	1	2	1	0	1	0	0	9-6	1-0	1	6.00
Feb 15	vs UC Irvine	9.0	15	18	17	9	13	5	0	2	3	0	5	0	0	4-18	1-1	1	11.50
Feb 16	vs Seton Hall	9.0	10	3	3	2	8	3	1	0	0	0	1	0	0	5-3	2-1	2	8.67
Feb 18	at Arizona	6.1	11	10	10	3	6	3	2	1	1	0	2	0	0	0-10	2-2	2	9.72
Feb 21	N. COLORADO	9.0	20	16	15	2	7	6	0	0	1	0	2	1	0	15-16	2-3	2	10.84
Feb 22	N. COLORADO	9.0	15	15	14	7	8	5	1	0	3	0	4	1	0	11-15	2-4	2	11.40
Feb 22	N. COLORADO	9.0	9	4	4	3	8	1	0	1	0	0	1	1	0	13-4	3-4	3	10.29
Feb 23	N. COLORADO	9.0	12	7	6	3	7	2	0	1	1	0	1	2	0	12-7	4-4	3	9.74
Feb 25	NM STATE	9.0	2	0	0	3	9	1	0	0	0	0	1	2	0	7-0	5-4	3	8.62
Feb 28	RHODE ISLAND	9.0	14	14	14	4	9	3	3	3	0	0	2	1	0	13-14	5-5	3	9.17
Mar 01	RHODE ISLAND	9.0	16	14	14	6	4	1	3	4	1	0	0	2	0	15-14	6-5	4	9.62
Mar 02	RHODE ISLAND	7.0	9	4	4	3	6	0	2	2	0	0	0	1	0	8-4	7-5	4	9.32
Mar 02	RHODE ISLAND	9.0	10	9	8	6	9	4	0	1	1	0	2	1	0	10-9	8-5	5	9.21
Mar 07	at Tarleton State	8.0	10	10	9	4	7	0	3	1	0	1	1	0	0	4-10	8-6	5	9.27
Mar 08	at Tarleton State	6.0	8	4	4	1	4	1	2	0	0	0	2	1	0	0-4	8-7	5	9.12
Mar 08	at Tarleton State	8.0	8	9	6	5	11	4	0	0	2	0	1	0	0	6-9	8-8	5	8.98
Mar 09	at Tarleton State	8.1	7	4	4	7	4	3	1	0	0	0	1	1	0	3-4	8-9	5	8.71
*Mar 14	UNLV	9.0	11	6	6	5	7	5	0	2	2	0	0	1	0	12-6	9-9	5	8.55
*Mar 15	UNLV	8.0	8	3	3	0	8	3	0	0	1	0	0	0	0	13-3	10-9	5	8.29
*Mar 16	UNLV	9.0	18	8	5	1	7	3	0	0	0	0	0	1	0	11-8	11-9	5	8.11
Totals		168.2	221	164	152	77	152	54	19	20	17	1	27	16	0	171-164	11-9	5	8.11

2025 PER-GAME STATISTICS

Record: 11-9 Home: 9-3 Away: 0-5 Neutral: 2-1 MW: 3-0

Player	g	ab	h/g	2b/g	3b/g	hr/g	bb/g	so/g	rbi/g	sb/g	r/g	*ab	*r	*h	*rbi	*bb	*k	*tb	*fly	*gnd
10 ORIACH, Jordy	20	78	1.65	.45	.10	.35	.60	.45	1.30	.05	1.25	82	26	35	27	12	9	71	23	14
14 CARRIS, Akili	17	71	1.65	.29	.00	.00	.24	.82	1.06	.06	.76	94	17	37	24	5	18	44	18	18
9 MCALISTER, Josh	19	59	1.16	.11	.00	.32	.74	1.05	.84	.32	1.05	75	25	28	20	17	25	53	10	11
15 WALKER, Khalil	20	77	1.35	.40	.20	.10	.15	.25	.60	.10	.80	91	19	32	14	3	5	58	28	25
47 OTT, Ethan	16	64	1.31	.38	.06	.19	.44	1.06	1.31	.00	1.06	82	21	26	26	8	21	48	17	16
2 BRASS, Cooper	14	46	1.07	.14	.00	.00	.57	.36	.57	.21	.93	77	22	25	13	13	8	28	18	27
12 ASBY, Will	20	82	1.20	.45	.00	.10	.40	.45	.40	.05	.95	86	20	25	8	8	9	41	29	22
3 WASLEFSKY, Karse	15	56	1.00	.20	.07	.07	.27	.53	1.00	.13	.67	91	16	24	24	6	13	37	22	31

26 MANSY, Luke	9	10	.44	.11	.00	.00	.44	.11	.11	.00	.33	58	17	23	5	23	5	29	11	17
48 NEIL, Andrew	8	11	.50	.00	.00	.25	.00	.50	.63	.00	.38	73	20	26	33	0	26	66	20	6
24 WILLIAMS, Brodey	10	37	1.20	.30	.00	.00	.90	1.00	.30	.00	.80	78	17	25	6	19	21	31	12	19
29 HERD, Caleb	6	19	1.00	.00	.00	.33	.50	1.33	1.00	.00	.50	86	13	27	27	13	36	54	22	0
4 WOOD, Tye	15	32	.60	.27	.07	.07	.73	.47	.47	.13	.80	69	26	19	15	23	15	39	19	15
20 BANISTER, Luke	5	20	1.00	.20	.00	.20	.00	1.00	1.60	.00	.60	95	14	23	38	0	23	42	23	28
43 TRUJILLO, Gene	9	22	.44	.00	.00	.11	.44	1.00	.22	.11	.56	75	17	13	6	13	31	24	17	13
5 MILLER, Shane	3	4	.00	.00	.00	.00	.67	.67	1.00	.00	.33	57	14	0	42	28	28	0	28	14
Totals	20	688	11.45	2.65	.45	1.40	4.65	6.65	7.95	.95	8.55	83	20	27	19	11	16	46	20	19
Opponents	20	699	11.05	2.70	.95	1.00	3.85	7.60	7.55	1.05	8.20	85	19	26	18	9	18	45	17	22

* = average based on 100 plate appearances

(All games Sorted by Earned run avg)

Player	app	ip	ip/app	w-l	+ip	+h	+r	+er	+bb	+so	+2b	+3b	+hr	+bf	+era	+fly	+gnd
34 BARNHOUSE, Josh	11	21.2	1.2	2-0	9.0	7.1	2.5	2.5	0.8	6.2	1.7	1.2	0.4	34.1	2.49	10.0	10.0
39 CASTILLO, Ryan	5	26.0	5.0	3-1	9.0	10.4	5.5	4.5	2.8	8.7	2.4	0.3	0.3	39.1	4.50	5.5	10.4
31 PENGELLY, Dayne	6	22.0	3.2	1-0	9.0	11.9	8.2	7.0	4.9	7.0	2.9	0.4	---	45.0	6.95	8.2	9.0
8 ALVAREZ, Diego	6	21.2	3.1	1-2	9.0	14.1	10.4	10.4	2.1	6.2	2.5	2.1	1.7	44.9	10.38	7.1	11.6

23 CUNNINGHAM, Ty	7	11.1	1.1	0-1	9.0	5.6	3.2	3.2	7.1	7.9	2.4	---	---	39.7	3.18	8.7	10.3
7 WHITE, Tommy	4	6.2	1.2	1-0	9.0	14.9	8.1	6.8	4.1	9.4	2.7	1.4	2.7	44.5	6.75	6.8	9.4
33 PURSER, Daxton	7	17.2	2.1	1-2	9.0	10.2	8.7	8.7	3.6	13.8	3.6	0.5	2.0	41.3	8.66	6.6	6.6
27 LOPEZ, David	4	16.1	4.0	1-2	9.0	11.0	10.5	9.4	5.0	7.7	1.7	1.7	1.7	45.7	9.37	7.2	11.6
25 WISEMAN, Luke	7	5.2	0.2	1-0	9.0	20.6	11.1	9.5	4.8	12.7	4.8	1.6	---	54.0	9.53	4.8	7.9
11 CORNELIUS, Matt	4	7.1	1.2	0-0	9.0	13.5	12.3	12.3	6.1	9.8	3.7	---	2.5	47.9	12.27	4.9	9.8
13 ROMERO, Matt	3	1.1	0.1	0-0	9.0	13.5	13.5	13.5	13.5	0.0	---	---	---	67.5	13.50	0.0	27.0
49 MESSMORE, Jack	5	7.2	1.1	0-1	9.0	17.6	20.0	17.6	7.0	5.9	5.9	3.5	1.2	54.0	17.61	9.4	10.6
6 MCBROOM, Brian	1	1.0	1.0	0-0	9.0	18.0	18.0	18.0	0.0	0.0	9.0	---	---	54.0	18.00	9.0	18.0
38 LEHMBECK, Blake	1	1.0	1.0	0-0	9.0	9.0	18.0	18.0	0.0	0.0	9.0	---	---	45.0	18.00	27.0	0.0
42 BELL, Blake	2	0.2	0.1	0-0	9.0	40.5	54.0	54.0	40.5	0.0	---	---	27.0	99.0	54.00	13.5	13.5
35 MONTEFORTE, Presl	1	0.1	0.1	0-0	9.0	81.0	54.0	54.0	0.0	27.0	27.0	---	---	99.0	54.00	0.0	0.0
19 STILL, Justin	2	0.1	0.0	0-0	9.0	81.0	99.0	99.0	81.0	0.0	27.0	---	---	99.0	99.00	27.0	0.0
Totals	20	168.2	8.1	11-9	9.0	11.8	8.8	8.1	4.1	8.1	2.9	1.0	1.1	43.8	8.11	7.5	10.0
Opponents	20	164.0	8.0	9-11	9.0	12.6	9.4	8.6	5.1	7.3	2.9	0.5	1.5	45.4	8.62	9.4	8.7

+ = average based on 9-inning game

Hitting minimums - 1 Games 1 AB 2.0 AB/Game 1 TPA 2.0 TPA/Game
Pitching minimums - 1 Games 1.0 IP/Game

2025 LINE SCORES

Feb 14, 2025 at Mesa, Arizona
Score by Innings

1	2	3	4	5	6	7	8	9	R	H	E	
New Mexico	0	4	0	1	1	0	1	2	0	9	11	0
Austin Peay	2	0	0	0	1	0	3	0	0	6	8	0

WP-BARNHOUSE, Josh (1-0) **Save-PURSER, Daxton(1)** **LP-SHATWELL, Kade (0-1)** T-2:15 A-396 A-396 de
 HR UNM - MCALESTER, Josh (1)
 HR APSU - SZAKO, Brody (1), FREEMAN, Gus (1)

Feb 15, 2025 at Mesa, AZ
Score by Innings

1	2	3	4	5	6	7	8	9	R	H	E	
UC Irvine	0	3	1	0	3	0	7	0	4	18	15	0
New Mexico	0	0	0	0	0	3	0	0	1	4	4	2

WP-Ross, Jack (1-0) **LP-LOPEZ, David (0-1)** T-3:24 A-545
 HR UCI - Call, Chase, McCombs, Jacob
 HR UNM - WOOD, Tye

Feb 16, 2025 at Scottsdale, Ariz.
Score by Innings

1	2	3	4	5	6	7	8	9	R	H	E	
Seton Hall	0	0	0	0	0	1	0	1	1	3	10	1
New Mexico	0	2	0	0	0	1	0	2	X	5	8	0

WP-CASTILLO, Ryan (1-0) **Save-CUNNINGHAM, Ty(1)** **LP-HANSEN (0-1)** T-2:44 A-0
 HR UNM - MCALESTER, Josh

Feb 18, 2025 at Tucson, Ariz.
Score by Innings

1	2	3	4	5	6	7	R	H	E	
New Mexico	0	0	0	0	0	0	0	4	1	
Arizona	0	0	0	3	3	2	2	10	11	0

WP-Hicks, G. (1-0) **LP-ALVAREZ, Diego (0-1)** T-1:58 A-2198
 HR ARIZ - Guzman, A. (1)

Feb 21, 2025 at Albuquerque, N.M.
Score by Innings

1	2	3	4	5	6	7	8	9	R	H	E	
N. Colorado	2	5	1	0	8	0	0	0	0	16	20	0
New Mexico	5	0	3	1	0	2	0	2	0	15	23	1

WP-Mason Bright (1-0) **Save-Jack Tuttle(2)** **LP-MESSMORE, Jack (0-1)** T-3:09 A-530

Feb 22, 2025 at Albuquerque, N.M.
Score by Innings

1	2	3	4	5	6	7	8	9	R	H	E	
N. Colorado	2	0	0	2	0	2	4	1	4	15	15	3
New Mexico	1	4	2	0	2	0	0	1	1	11	16	1

WP-Brady Hudson (1-0) **LP-PURSER, Daxton (0-1)** T-3:11 A-0

Feb 22, 2025 at Albuquerque, N.M.
Score by Innings

1	2	3	4	5	6	7	8	9	R	H	E	
N. Colorado	2	1	1	0	0	0	0	0	0	4	9	0
New Mexico	2	2	4	2	2	1	0	0	X	13	16	1

WP-ALVAREZ, Diego (1-1) **Save-CUNNINGHAM, Ty(2)** **LP-Dylan Smith (0-1)** T-2:26 A-657
 HR UNC - Kai Wagner (2)
 HR UNM - ASBY, Will (1), ORiach, Jordy (1), OTT, Ethan (1), HERD, Caleb (1), WASLEFSKY, Karsen (1)

Feb 23, 2025 at Albuquerque, N.M.
Score by Innings

1	2	3	4	5	6	7	8	9	R	H	E	
N. Colorado	0	0	3	1	1	0	0	0	2	7	12	1
New Mexico	3	5	0	0	0	3	0	1	X	12	14	1

WP-WHITE, Tommy (1-0) **LP-Lucas Stone (0-1)** T-3:00 A-685
 HR UNC - Jake Bullard (1)
 HR UNM - ORiach, Jordy (2), WALKER, Khalil (1)

Feb 25, 2025 at Albuquerque, N.M.
Score by Innings

1	2	3	4	5	6	7	8	9	R	H	E	
NM State	0	0	0	0	0	0	0	0	0	0	2	1
New Mexico	0	1	5	0	0	0	0	1	X	7	9	0

WP-PENGELLY, Dayne (1-0) **LP-Matthew Yarc (0-1)** T-2:23 A-1005
 HR UNM - ORiach, Jordy (3)

Feb 28, 2025 at Albuquerque, N.M.
Score by Innings

1	2	3	4	5	6	7	8	9	R	H	E	
Rhode Island	1	4	1	1	2	0	0	3	2	14	14	2
New Mexico	1	5	2	0	3	0	0	2	0	13	15	1

WP-Joe Sabbath (1-0) **LP-PURSER, Daxton (0-2)** T-3:19 A-506
 HR URI - Anthony DePino 2 (3), Jack Hopko (2)
 HR UNM - ORiach, Jordy (4), MCALESTER, Josh 2 (4), WALKER, Khalil (2)

Mar 01, 2025 at Albuquerque, N.M.
Score by Innings

1	2	3	4	5	6	7	8	9	R	H	E	
Rhode Island	3	0	2	0	2	0	5	2	0	14	16	2
New Mexico	4	2	1	0	2	5	1	0	X	15	17	1

WP-LOPEZ, David (1-1) **Save-CUNNINGHAM, Ty(1)** **LP-Jake Cullen (0-1)** T-3:18 A-427
 HR URI - Anthony DePino (4), DJ Perron 2 (5), Nic Notarangelo (1)
 HR UNM - OTT, Ethan (2)

Mar 02, 2025 at Albuquerque, N.M.
Score by Innings

1	2	3	4	5	6	7	R	H	E	
Rhode Island	0	0	1	0	2	0	1	4	9	0
New Mexico	0	5	1	2	0	0	X	8	10	0

WP-CASTILLO, Ryan (2-0) **LP-Connor Johnston (0-2)** T-2:10 A-0
 HR URI - Anthony DePino 2 (6)
 HR UNM - ASBY, Will (2), MCALESTER, Josh (5)

Mar 02, 2025 at Albuquerque, N.M.
Score by Innings

1	2	3	4	5	6	7	8	9	R	H	E	
Rhode Island	0	0	1	3	2	1	1	0	1	9	10	1
New Mexico	2	0	5	0	0	1	2	0	X	10	6	2

WP-WISEMAN, Luke (1-0) **Save-CUNNINGHAM, Ty(4)** **LP-Parker Aikens (1-2)** T-3:24 A-643
 HR URI - Anthony DePino (7)
 HR UNM - BANISTER, Luke (1)

Mar 07, 2025 at Stephenville, Texas
Score by Innings

1	2	3	4	5	6	7	8	9	R	H	E	
New Mexico	2	0	0	0	1	0	1	0	0	4	10	3
Tarleton State	1	0	0	0	0	4	5	0	X	10	10	0

WP-Lucas, A (1-2) **LP-ALVAREZ, Diego (1-2)** T-2:47 A-410
 HR UNM - ORiach, Jordy 2 (6)
 HR TSU - Shirey, I. (2)

Mar 08, 2025 at Stephenville, Texas
Score by Innings

1	2	3	4	5	6	7	R	H	E	
New Mexico	0	0	0	0	0	0	0	0	3	0
Tarleton State	0	0	2	2	0	0	X	4	8	1

WP-Panneton, B. (2-1) **LP-LOPEZ, David (1-2)** T-2:00 A-337

Mar 08, 2025 at Stephenville, Texas
Score by Innings

1	2	3	4	5	6	7	8	9	R	H	E	
New Mexico	0	0	0	3	0	0	2	0	1	6	13	1
Tarleton State	3	2	0	0	1	0	3	0	X	9	8	1

WP-Olson, T. (1-1) **LP-CASTILLO, Ryan (2-1)** T-3:05 A-298
 HR UNM - TRUJILLO, Gene (1)

Mar 09, 2025 at Stephenville, Texas
Score by Innings

1	2	3	4	5	6	7	8	9	R	H	E	
New Mexico	3	0	0	0	0	0	0	0	0	3	7	1
Tarleton State	0	1	0	0	0	1	0	0	2	4	7	0

WP-Jaques, E. (3-0) **LP-CUNNINGHAM, Ty (0-1)** T-2:42 A-355

Mar 14, 2025 at Albuquerque, N.M.
Score by Innings

1	2	3	4	5	6	7	8	9	R	H	E	
UNLV	1	0	1	0	0	4	0	0	0	6	11	1
New Mexico	0	0	0	5	3	0	0	4	X	12	16	0

WP-PURSER, Daxton (1-2) **LP-LANE (1-2)** T-2:35 A-237
 HR LV - TOIGO (7), MYRO (2)
 HR UNM - OTT, Ethan (3), MCALESTER, Josh (6)

Mar 15, 2025 at Albuquerque, N.M.
Score by Innings

1	2	3	4	5	6	7	8	R	H	E	
UNLV	1	0	2	0	0	0	0	0	3	8	0
New Mexico	0	3	5	0	2	0	0	3	13	14	2

WP-CASTILLO, Ryan (3-1) **LP-MERCURIUS (1-2)** T-2:30 A-400
 HR UNM - HERD, Caleb (2)

Mar 16, 2025 at Albuquerque, N.M.
Score by Innings

1	2	3	4	5	6	7	8	9	R	H	E	
UNLV	1	0	0	0	3	4	0	0	0	8	18	1
New Mexico	1	1	0	0	0	3	0	1	5	11	13	3

WP-BARNHOUSE, Josh (2-0) **LP-OVERBAY (2-1)** T-2:55 A-420
 HR UNM - NEIL, Andrew 2 (2), ORiach, Jordy (7)

2025 HOME RUN TRACKER

NO.	PLAYER	GM#	DATE	OPPONENT	ON BASE	INN	OUTS	COUNT	SCORE	FINAL
1	MCALISTER, J	1	Feb 14	vs Austin Peay	0...	7	1	1-2	6-3	W 9-6
2	WOOD, T.	2	Feb 15	vs UC Irvine	* 0...	6	0	3-1	0-7	L 4-18
3	MCALISTER, J	3	Feb 16	vs Seton Hall	.1..	2	2	2-1	0-0	W 5-3
4	ORIACH, J.	7	Feb 22	N. Colorado	.1..	1	1	0-1	0-2	W 13-4
5	HERD, C.	7	Feb 22	N. Colorado	.1..	2	1	2-0	2-3	W 13-4
6	ASBY, W.	7	Feb 22	N. Colorado	* 0...	3	0	2-2	4-4	W 13-4
7	OTT, E.	7	Feb 22	N. Colorado	.1..	3	0	1-2	5-4	W 13-4
8	WASLESFKY, K	7	Feb 22	N. Colorado	0...	6	2	2-1	12-4	W 13-4
9	WALKER, K.	8	Feb 23	N. Colorado	* 0...	6	0	2-0	8-5	W 12-7
10	ORIACH, J.	8	Feb 23	N. Colorado	* 0...	8	0	0-0	11-5	W 12-7
11	ORIACH, J.	9	Feb 25	NM State	..2.	3	0	2-2	3-0	W 7-0
12	MCALISTER, J	10	Feb 28	Rhode Island	.1..	2	0	1-2	1-5	L 13-14
13	WALKER, K.	10	Feb 28	Rhode Island	0...	2	0	1-2	3-5	L 13-14
14	ORIACH, J.	10	Feb 28	Rhode Island	.1..	2	1	0-1	4-5	L 13-14
15	MCALISTER, J	10	Feb 28	Rhode Island	.1..	5	1	2-2	8-9	L 13-14
16	OTT, E.	11	Mar 01	Rhode Island	...3	6	2	0-1	10-7	W 15-14
17	MCALISTER, J	12	Mar 02	Rhode Island	0...	3	1	0-2	5-1	W 8-4
18	ASBY, W.	12	Mar 02	Rhode Island	.1..	4	1	1-0	6-1	W 8-4
19	BANISTER, L.	13	Mar 02	Rhode Island	...3	3	0	2-1	3-1	W 10-9
20	ORIACH, J.	14	Mar 07	at Tarleton State	.1..	1	1	0-2	0-0	L 4-10
21	ORIACH, J.	14	Mar 07	at Tarleton State	0...	7	2	1-1	3-5	L 4-10
22	TRUJILLO, G.	16	Mar 08	at Tarleton State	.1..	4	2	2-1	1-5	L 6-9
23	OTT, E.	18	Mar 14	UNLV	.1..	4	0	1-1	0-2	W 12-6
24	MCALISTER, J	18	Mar 14	UNLV	.1..	8	2	2-2	10-6	W 12-6
25	HERD, C.	19	Mar 15	UNLV	..2.	3	2	0-1	5-3	W 13-3
26	NEIL, A.	20	Mar 16	UNLV	*0...	1	0	2-1	0-1	W 11-8
27	ORIACH, J.	20	Mar 16	UNLV	..2.	6	2	1-2	2-8	W 11-8
28	NEIL, A.	20	Mar 16	UNLV	..2.	9	1	1-1	8-8	W 11-8

#12 | ASBY, WILL

NO.	GM	DATE	OPPONENT	ON	INN	OUTS	COUNT	SCORE	FINAL
1	7	Feb22	N.Colorado	*0...	3	0	2-2	4-4	W13-4
2	12	Mar02	Rhodelsland	.1..	4	1	1-0	6-1	W8-4

#43 | TRUJILLO, GENE

NO.	GM	DATE	OPPONENT	ON	INN	OUTS	COUNT	SCORE	FINAL
1	16	Mar8	atTarleton	.1..	4	2	2-1	1-5	L 6-9

#20 | BANISTER, LUKE

NO.	GM	DATE	OPPONENT	ON	INN	OUTS	COUNT	SCORE	FINAL
1	13	Mar02	Rhodelsland	...3	3	0	2-1	3-1	W10-9

#15 | WALKER, KHALIL

NO.	GM	DATE	OPPONENT	ON	INN	OUTS	COUNT	SCORE	FINAL
1	8	Feb23	N.Colorado	*0...	6	0	2-0	8-5	W12-7
2	10	Feb28	Rhodelsland	0...	2	0	1-2	3-5	L13-14

#29 | HERD, CALEB

NO.	GM	DATE	OPPONENT	ON	INN	OUTS	COUNT	SCORE	FINAL
1	7	Feb22	N.Colorado	.1..	2	1	2-0	2-3	W13-4
2	19	Mar 15	UNLV	..2.	3	2	0-1	5-3	W 13-3

#3 | WASLEFSKY, KARSEN

NO.	GM	DATE	OPPONENT	ON	INN	OUTS	COUNT	SCORE	FINAL
1	7	Feb22	N.Colorado	0...	6	2	2-1	12-4	W13-4

#9 | MCALISTER, JOSH

NO.	GM	DATE	OPPONENT	ON	INN	OUTS	COUNT	SCORE	FINAL
1	1	Feb14	vsAustinPeay	0...	7	1	1-2	6-3	W9-6
2	3	Feb16	vsSetonHall	.1..	2	2	2-1	0-0	W5-3
3	10	Feb28	Rhodelsland	.1..	2	0	1-2	1-5	L13-14
4	10	Feb28	Rhodelsland	.1..	5	1	2-2	8-9	L13-14
5	12	Mar02	Rhodelsland	0...	3	1	0-2	5-1	W8-4
6	18	Mar 14	UNLV	.1..	8	2	2-2	10-6	W 12-6

#15 | WOOD, TYE

NO.	GM	DATE	OPPONENT	ON	INN	OUTS	COUNT	SCORE	FINAL
1	2	Feb15	vsUCIrvine	*0...	6	0	3-1	0-7	L4-18

#48 | NEIL, ANDREW

NO.	GM	DATE	OPPONENT	ON	INN	OUTS	COUNT	SCORE	FINAL
1.	20	Mar 16	UNLV	*0...	1	0	2-1	0-1	W 11-8
2.	20	Mar 16	UNLV	..2.	9	1	1-1	8-8	W 11-8

#10 | ORIACH, JORDY

NO.	GM	DATE	OPPONENT	ON	INN	OUTS	COUNT	SCORE	FINAL
1	7	Feb22	N.Colorado	.1..	1	1	0-1	0-2	W13-4
2	8	Feb23	N.Colorado	*0...	8	0	0-0	11-5	W12-7
3	9	Feb25	NMState	..2.	3	0	2-2	3-0	W7-0
4	10	Feb28	Rhodelsland	.1..	2	1	0-1	4-5	L13-14
5	14	Mar07	atTarleton	.1..	1	1	0-2	0-0	L4-10
6	14	Mar07	atTarleton	0...	7	2	1-1	3-5	L4-10
7	20	Mar 16	UNLV	..2.	6	2	1-2	2-8	W 11-8

#47 | OTT, ETHAN

NO.	GM	DATE	OPPONENT	ON	INN	OUTS	COUNT	SCORE	FINAL
1	7	Feb22	N.Colorado	.1..	3	0	1-2	5-4	W13-4
2	11	Mar01	Rhodelsland	...3	6	2	0-1	10-7	W15-14
3	18	Mar14	UNLV	.1..	4	0	1-1	0-2	W 12-6

SINGLE-GAME RECORDS

AT-BATS

58	vs. New Mexico St.....	2/9/02
57	vs. Fresno St.....	4/1/99
56	vs. Air Force	5/14/09
56	vs. Binghamton	3/7/09
56	vs. Air Force	5/2/03
55	vs. Fresno St.....	4/9/16
54	vs. Hawaii.....	3/14/97
54	vs. New Mexico St.....	2/24/72
53	vs. Oklahoma St.....	2/16/13
53	vs. Coppin St.....	4/18/10
53	vs. New Mexico St.....	3/30/99
53	vs. Colorado St.....	3/17/73
53	vs. Northern Colorado.....	2/27/05

RUNS

31	vs. UNLV.....	3/9/24 (W, 31-15)
31	vs. Air Force	4/17/04 (W, 31-11)
30	vs. Northern Colo. 2/24/23 (W, 30-1)	
30	vs. Binghamton	3/7/09 (W, 30-2)
29	at UNLV.....	3/24/17 (W, 29-8)
29	vs. Coppin St.....	4/18/10 (W, 29-3)
28	vs. N.M. Highlands. 2/9/03 (W, 28-5)	
28	vs. N.M. St.....	3/30/99 (W, 28-18)
27	vs. Fresno St.....	4/1/99 (W, 27-26)
27	vs. Rice	4/12/98 (W, 27-26)
27	vs. Iowa	3/24/85 (W, 27-13)
27	vs. Creighton.....	3/26/71 (W, 27-5)
26	vs. Air Force	4/12/08 (W, 26-9)
26	vs. Air Force	4/14/06 (W, 26-11)
26	vs. Utah.....	3/13/93 (W, 26-8)

HITS

32	vs. Fresno St.....	4/1/99
31	vs. Binghamton	3/7/09
30	vs. Hawaii.....	3/14/97
29	vs. UNLV.....	3/9/24
29	vs. Coppin St.....	4/18/10
29	vs. Air Force	4/17/04
28	vs. Northern Colo.	2/24/23
28	at Air Force.....	3/4/17
28	vs. Air Force	4/12/08
28	vs. New Mexico St.....	3/30/99
27	vs. Air Force	5/2/03
26	vs. San Diego St.....	5/26/12
26	vs. Northwestern	2/22/97
26	vs. Washington.....	3/26/95

RBI

28	vs. UNLV.....	3/9/24
28	vs. Coppin St.....	4/18/10
28	vs. Binghamton	3/7/09
28	vs. Air Force	4/17/04
27	vs. Northern Colo.	2/24/23
27	vs. Iowa	3/24/85
26	vs. Air Force	4/12/08
26	vs. N.M. Highlands	2/9/03
26	vs. New Mexico St.....	3/30/99
26	vs. Rice	4/12/98
25	vs. Air Force	4/14/06
24	vs. UNLV	3/24/17
24	vs. Fresno St.....	4/1/99
24	vs. Utah.....	4/23/94

DOUBLES

13	vs. N.M. Highlands	2/9/03
10	vs. Coppin St.....	4/18/10
9	at Nevada.....	4/21/13
9	vs. Northern Colorado.....	3/5/06
9	vs. Utah.....	3/16/02
9	vs. UNLV	4/4/98

8	at New Mexico State.....	3/29/22
8	vs. Fresno St.....	3/31/17
8	vs. San Jose St.....	5/9/15
8	vs. San Jose St.....	5/10/15
8	vs. San Diego St.....	3/17/00
8	vs. Fresno St.....	4/1/99
8	vs. Rice	4/12/98
8	vs. UTEP.....	4/18/80
8	vs. Southern Colorado.....	5/17/75

TRIPLES

7	vs. Southern Colorado.....	3/27/76
6	vs. TAMU-CC.....	2/21/09
6	vs. Hartford.....	3/16/86
5	vs. Holy Cross	2/25/22
4	vs. Coppin St.....	4/18/10
4	vs. ENMU.....	4/30/97
4	vs. Colorado St.....	3/20/75
4	vs. NE Illinois	4/18/78
4	vs. UTEP	5/11/73
4	vs. Northern Illinois	3/27/72

HOME RUNS

10	vs. New Mexico St.....	3/30/99
8	vs. Air Force	4/12/08
8	vs. Air Force	4/18/04
7	vs. Fresno State	4/29/23
6	vs. Air Force	5/6/17
6	vs. Binghamton	2/18/17
6	vs. Fresno St.....	4/9/16
6	vs. Air Force,	4/13/06 (Game 2)
6	vs. Air Force,	4/17/04
6	vs. UNLV	5/9/99
6	vs. Rice	4/12/98
6	vs. New Mexico St.....	2/25/98
6	vs. Utah.....	5/15/94
6	vs. Air Force	4/26/86
6	vs. Air Force	4/25/86

TOTAL BASES

63	vs. New Mexico St.....	3/30/99
61	vs. Air Force	4/12/08
54	vs. Fresno St.....	4/1/99

WALKS

17	vs. Hofstra.....	3/2/24
17	at Hawai'i.....	2/21/16
16	vs. Air Force	4/17/04
15	vs. Fresno St.....	3/31/17
14	at UNLV.....	3/24/17
14	at Utah.....	4/4/87

STOLEN BASES

9	vs. Wayland Baptist.....	4/13/94
8	vs. Maine	3/18/94
8	vs. New Mexico St.....	2/11/00
8	vs. Brigham Young	4/8/00
7	vs. New Mexico St.....	4/17/13
7	vs. Toledo.....	3/10/02
7	vs. N.M. Highlands	2/10/98
7	vs. Grand Canyon.....	5/4/96

LONGEST GAME (Innings)

15	NMSU 4, UNM 3.....	2/9/02
15	UNM 10, Gonzaga 8	3/31/72
14	UNM 8, ENMU 7.....	2/5-6/96
14	UNM 9, Colorado St. 8.....	3/17/73

NO-HIT GAMES (2)

Jim Kremmel.....	4/17/70
	vs. Arizona (9 innings)
Mike Connell	3/24/77
	vs. N.M. Highlands (7 innings)

ONE-HIT GAMES (11)

Tommy Bruskas	5/8/59
	at New Mexico St.
Lloyd Randel	4/28/62
	at ENMU, 4/28/62
Cliff Fowler	3/6/65
	at UTEP (7 innings)
Stan Quintana.....	3/22/65
	vs. Colorado St. (7 innings)
Cliff Fowler	4/15/65
	vs. San Francisco St.
Cliff Fowler	3/23/67
	vs. UTEP (7 innings)
Tony Sexton & Chuy Armendariz	3/9/68
	at New Mexico St. (6 innings)
Jim Kremmel	3/22/69
	vs. Colorado St. (7 innings)
Ron Sims	3/25/73
	vs. New Mexico St. (7 innings)
Tom Bepko & Craig Steiner	3/6/76
	vs. Colorado Mines (7 innings)
Tyler Stevens.....	4/12/15
	vs. Air Force

SINGLE GAME STRIKEOUTS

18	Jim Kremmel	3/30/70
		vs. ENMU
18	Jim Kalk	3/14/64
		vs. Colorado St. (7 innings)
17	Justin Armbruester	3/13/21
		at Fresno State
17	Jim Serrano	2/17/98
		vs. Point Loma
17	Tommy Bruskas	5/8/59
		at NMSU
17	Cliff Fowler	3/19/65
		at New Mexico St. (8 innings)
17	Bob McAulay	4/29/66
		vs. Arizona St.
16	Gig Brummel	4/29/61
		vs. New Mexico St. (7 innings)
16	Gary Jacobs	3/23/70
		vs. Colorado St.
16	Arnie Marzullo	3/16/73
		vs. Colorado
15	Jim Kalk	3/29/64
		vs. Air Force
15	Jim Kalk	4/11/64
		vs. New Mexico St.
15	Bob McAulay	4/7/66
		vs. UTEP (7 innings)
15	Bob McAulay	5/13/66
		vs. UTEP
15	Jim Kremmel	4/10/70
		vs. Arizona St.
15	Chris Cooper	2/25/00
		vs. Southern Utah

INNINGS PITCHED

12	Jim Coleman	5/15/92
		vs. San Diego St.
11	Tom Bepko	3/27/75
		vs. South Dakota St.

PROGRAM RECORDS

AT-BATS

Game: ..8.....Done 3 times
 Hank Garcia1972
 vs. Gonzaga (3/31)
 Chris Armstrong1999
 vs. Fresno St. (4/1)
 Josh Mader2003
 vs. Air Force (5/2)
Season:..275....Tony Cairns(2001)
Career:...960...Daniel Stovall..... (2004-07)

RUNS

Game:6.....Done 6 times
 Justin Howard2010
 vs. Coppin St. (4/18)
 Dane Hamilton2009
 vs. Binghamton (3/7)
 Brian Cavazos-Galvez..2009/08
 vs. AF (5/16) & (4/12)
 Sean Murray2004
 vs. Air Force (5/15)
 Lon Yamaguchi.....1998
 vs. N.M. St. (2/25)
Season:..86....Jim Fregosi(1985)
Career:...248 ...Lon Yamaguchi.... (1996-99)

HITS

Game:.....6.....Done 8 times
 John Pustay.....2012
 at Air Force (4/5)
 Justin Howard2010
 vs. Coppin St. (4/18)
 Mike Brownstein2009
 vs. Air Force (5/14)
 Dane Hamilton2009
 vs. Binghamton (3/7)
 Brian Cavazos-Galvez 2008
 vs. Air Force (4/12)
 Cory Robbins1999
 vs. N.M. St. (3/23)
 Ronnie Meng1995
 vs. Nebraska (3/19)
 Aaron Santini1993
 vs. Regis (3/6)
Season:..125 ...Keith Hagman(1980)
Career:...340 ..Travis Young(1994-97)

RBI.....

Inning:...8.....Jonathan Gallegos.....1993
 vs. Utah (3/13)
Game:.....10.....Brian Cavazos-Galvez 2008
 vs. Air Force (4/12)
 Mark Gulseth1992
 vs. San Diego St. (4/19)
Season:...95.....Keith Hagman(1980)
Career:...226...Daniel Stovall (2004-07)

DOUBLES

Game:.....4Done 4 times
 Justin Howard2010
 vs. San Diego St. (5/2)
 Justin Howard2010
 vs. Coppin St. (4/18)
 Joe Salas2004
 vs. Air Force (4/17)
 Dusty Young2003
 vs. N.M. Highlands (2/9)
Season:...35.....Robert Gonzales(1998)
Career:...78.....DJ Peterson (2011-13)
 Daniel Stovall..... (2004-07)

TRIPLES

Game:.....3.....Jim Economides1957
 vs. Denver
Season:...17.....Keith Hagman(1980)
 (NCAA record)
Career:...31.....Larry Harrison(1980-83)

HOME RUNS

Game:.....4Brian Cavazos-Galvez .2008
 vs. Air Force (4/12)
Season:...25.....Chris Alexander(2003)
Career:...53.....Aaron Sisk..... (1998-00)

GRAND SLAMS

Game:.....2*Reed Spenrath(2024)*
vs. Nevada (5/10)
2.....Mark Gulseth1992
 vs. San Diego St. (4/19)
Season:...4*Will Asby(2024)*
3.....Mark Wulfert(1995)
Career:...5.....Mark Wulfert(1993-95)

TOTAL BASES

Game:.....19.....Brian Cavazos-Galvez .2008
 vs. Air Force (4/12)
Season:..207 ...Keith Hagman(1980)
Career:...550 ...Daniel Stovall (2004-07)

STOLEN BASES

Game:.....5.....Cory Robbins1998
 vs. N.M. Highlands (2/10)
Season:..56.....Luke Oglesby(1993)
Career:...123.....Travis Young(1994-97)

WALKS

Game:.....5.....Done 2 times
 DJ Peterson.....2013
 vs. UC Riverside (3/9)
 Luke Oglesby1993
 vs. Texas Tech (2/25)
Season:..56.....Mike Foote(1980)
Career:...152.....Lon Yamaguchi(1996-99)

HIT BY PITCH

Game:.....3.....Done 3 times:
 Jared Holley2013
 vs. LaSalle (3/5)
 Jordan Pacheco2006
 vs. New Mexico St. (2/28)
 Paul Huiitt1990
 vs. N.M. Highlands (2/28)
Season:..19.....Aaron Santini(1992)
Career:...40.....Jared Holley(2013-16)

SEASON STATISTICAL RECORDS

BATTING AVERAGE

1. .3632009
 2. .3611986
 3. .3551985
 4. .3541980
 5. .3462010
 6. .34542002
 7. .34512003
 8. .34441993
 9. .34431999
 10. .3381997

WIN PCT. (min. 40 games)

1. .740 (37-13-0).....1968
 2. .712 (42-17-0).....1985
 3. .674 (29-14-0).....1972
 4. .651 (41-22-0).....1980
 5. .649 (37-20-0)2009
 6. .647 (37-20-1)2014
 7. .633 (38-22-0)2010
 8. .629 (39-23-0)2016
 9. .627 (37-22-0)2013
 10. .625 (35-21-0)2000
 .625 (35-21-0)1993

ERA

1. 2.871968
 2. 3.401969
 3. 3.861975
 4. 3.921976
 5. 4.071962
 6. 4.131977
 7. 4.211973
 8. 4.232014
 9. 4.291970
 4.291967

FIELDING PCT.

1. .9762009
 2. .9742023
 .9742017
 4. .9732008
 5. .9722015
 6. .9712021
 .9712016
 .9712010
 9. .9702007
 10. .9692013
 .9692006

SLUGGING PCT.

1. .6041986
 2. .5721985
 3. .5701980
 4. .5671998
 5. .5642003
 6. .5602023
 7. .5542010
 8. .5451999
 9. .5422005
 10. .5151993

ON BASE PERCENTAGE

1. .4451985
 2. .4441993
 3. .4431986
 4. .4401980
 5. .4322009
 6. .4242003
 7. .4222013
 8. .4221987
 9. .4201992
 10. .4191994

LAST TIME IT HAPPENED...

HITTING (Individual)

Grand slam:..... Luke Banister vs Rhode Island, 3/2/25
Hit for the cycle:..... Danny Collier vs. Air Force, 3/24/18
Five hits:..... Khalil Walker vs. UNLV, 3/9/24
Six hits:..... Carl Stajduhar vs. Fresno St., 4/9/16
Eight at bats:..... Josh Mader vs. Air Force, 5/2/03
Four runs:..... Jordy Oriach vs N. Colorado, 2/23/25
Five runs:..... Khalil Walker vs. UNLV, 3/9/24
Six runs:..... Justin Howard vs. Coppin St., 4/18/10*
Five RBI:..... Andrew Neil vs. UNLV, 3/16/25
Six RBI:..... Will Asby at Texas Tech, 4/23/24
Seven RBI:..... Jake Holland vs. San Jose St., 3/23/24
Eight RBI:..... Justin Olson vs. Fresno State, 4/29/23
Nine RBI:..... Reed Spenrath vs Nevada, 5/10/24
10 RBI:..... Brian Cavazos-Galvez vs. Air Force, 4/12/08*#
Three doubles:..... Jake Holland at Nevada, 3/17/24
Four doubles:..... Reece Weber vs. San José St., 5/10/15
Four extra-base hits:..... Jake Holland at Nevada, 3/17/24
Two triples:..... Reed Spenrath at Nevada, 3/16/24
Back-to-back-to-back triples: ... Mike Brownstein, Dane Hamilton, Brian Cavazos-Galvez vs. TAMU-CC (Game 2), 2/21/09
Inside-the-Park home run: . Josh McAlister vs. Seton Hall, 2/16/25
Walk-off home run: Andrew Neil vs. UNLV, 3/16/25
Walk-off grand slam: Devon Dixon vs. San Diego St., 4/28/24
Two home runs:..... Andrew Neil vs. UNLV, 3/16/25
Three home runs:..... Reed Spenrath vs Nevada, 5/10/24
Four home runs:..... Brian Cavazos-Galvez vs. Air Force, 4/12/08*#
Two home runs in one inning:..... Josh Mader at Utah, 4/8/04
Two+ players with multi-homers: Brian Cavazos-Galvez (4), Kevin Atkinson (2) vs. Air Force, 4/12/08
Back-to-back homers:..... Chase Weissenborn, Khalil Walkerat. Texas Tech., 4/24/24
Back-to-back-to-back homers:..... Daniel Stovall, Matt Hibbitts, Ian Hollick vs. Hawaii-Hilo, 4/28/07
Multiple back-to-back homers in same game: (2), Joe Salas, Daniel Stovall, vs. Air Force, 5/16/04
HR in 3 straight games: Jake Holland vs. San Jose St., 3/22-24/24
HR in 4 straight games: Jake Holland vs. NMSU, SJSU, 3/17-24/24
Three + sacrifice bunts in a game: 3, Jared Holley at Nevada 4/20/13
Four strikeouts:..... Deylan Pigford vs. Fresno State, 4/28/23
Three HBP:..... Jared Holley vs. LaSalle, 3/5/13
Three stolen bases:..... Tye Wood vs. Nevada, 5/11/24
Four Walks:..... Reed Spenrath vs. Hofstra, 3/2/24
Five Walks:..... DJ Peterson vs. UC Riverside, 3/9/13*

HITTING (Team)

Five + home runs (team):..... 5, vs N. Colorado (2/22/2025)
20+ hits:..... 23, vs N. Colorado (L, 15-16), 2/21/25
25+ hits:..... 25, vs. Fresno St. (L, 23-19), 4/13/24
30+ hits:..... 31, vs. Binghamton (Game 1), 3/7/09
Allowed 20 + hits:..... 20, vs N. Colorado (L, 15-16), 2/21/25
20+ runs:..... 20, vs. St. Bonaventure (W, 20-3), 3/4/23
Allowed 20 + runs:..... 23, vs. Fresno St. (L, 23-19), 4/12/24
30+ runs:..... 31, vs. UNLV (W, 31-15), 3/9/24
20+ RBI:..... 28, vs. UNLV (W, 31-15), 3/9/24
40+ total bases:..... 42, vs. Fresno State, 4/29/23
50+ total bases:..... 52, vs. Northern Colorado, 2/24/23
60+ total bases:..... 61, vs. Air Force, 4/12/08
No strikeouts:..... 5/4/14 vs. San Diego St. (35 at-bats)
No walks:..... 3/31/23 vs. San Diego State (34 at-bats)
10+ strikeouts:..... 15, vs Austin Peay, 2/14/25
10+ walks:..... 11, vs Rhode Island, 3/2/25
15+ walks:..... 17, vs. Hofstra, 3/2/24
5+ HBP:..... 5, vs Rhode Island, 3/2/25
Was no-hit (7-inning game):..... at San Diego State, 3/29/24
Was no-hit (9-inning game):..... at Wichita St., 3/20/90

PITCHING (Individual)

No-hitter (7-inning game): Mike Connell vs. N.M. Highlands, 3/24/77
No-hitter (9-inning game): Jim Kremmel vs. Arizona, 4/17/70
One-hitter:..... Tyler Stevens vs. Air Force, 4/12/15
Complete game:..... Cody Dye vs. UNLV, 4/21/18..... Ryan Castillo vs. UNLV, 3/15/25 (8 innings)..... Justin Armbruster at San Jose State, 5/22/21 (7 innings)

Complete-game shutout: Colton Thomson vs. Nevada, 5/26/16
10+ strikeouts: ..12, Justin Armbruster at San Jose State, 5/22/21
15+ strikeouts:17, Justin Armbruster at Fresno State, 3/13/21
No walks (complete game): Ryan Castillo vs. UNLV, 3/15/25 (8 innings)

PITCHING (Team)

10+ strikeouts:12, at Tarleton, 3/8/25
15+ strikeouts: 16, vs. Nevada, 3/27/21
No strikeouts: 3/5/17 at Air Force ... (J. Tripp 30 BF; D. Gillespie 5 BF, A. Isenhardt 1 BF, C. Tripp 8 BF)
No walks: vs. UNLV, 3/15/25 (8 innings)
10 + walks: at California, 5/14/22

FIELDING

Five+ errors (Team): 6, vs. San Jose State, 4/8/23
Three+ errors (Ind.): 3, Hayden Schilling vs. Central Michigan, 2/22/18
Eight+ assists: 8, Konner Kinkade vs. Texas Tech, 3/28/23
Caught three runners stealing: Mitch Garver vs. Texas Tech, 4/25/12
15+ putouts: 15, Reed Spenrath vs. New Mexico State, 3/21/23
UNM turned a triple play: 5/13/16 vs. Nevada (4-6-3-2)
UNM hit into a triple play: 4/23/09 at BYU

SCORING AND MISCELLANEOUS

Stole home:..... Tye Wood vs. Rhode Island, 3/2/25
Stole seven+ bases: 7, 4/17/13 vs. New Mexico St. (W, 13-6)
Tied:..... 4/28/19 at Fresno St. (T, 6-6)
Shut out:..... 3/8/25 at Tarleton (L, 0-4, 7 Inn.)
Shut out opponent: 5/10/24 vs. Nevada (W, 16-0)
Shut out at home:..... 5/11/24 vs. Nevada (L, 0-2)
Shut out on the road: 3/29/24 at San Diego St. (L, 0-13/7 Inn.)
Shut out opponent at home: 2/25/25 vs. NM State (W, 7-0)
Shut out opponent on road: .4/18/23 at New Mexico St. (W, 13-0)
Recorded back-to-back shutouts: 5/6-5/7, 2011 vs. Air Force (5-0, 10-0)
Recorded three straight shutouts: 2/24-3/3, 1973 vs. New Mexico St. (1-0) and New Mexico Highlands (7-0, 4-0)
Shut out in back-to-back games: 3/14-15/2017 at Oklahoma St.
Most runs in three-game series: 73, vs. Air Force (4/13-14, 2006)
Consecutive one-run games: 2, vs. Rhode Island (Feb. 28-March 1)
Four straight one-run games: vs. BYU, Gonzaga, Northern Colorado, 2/15-23, 2020
Five straight one-run games: March 18-24, 2015*

LAST TIME IT HAPPENED... CONTINUED

EXTRA INNINGS

Won an extra-inning game: 4/30/23 vs. Fresno State (6-5, 10 inn.)
Lost an extra-inning game:3/2/24 vs. Hofstra (15-16, 10 Inn.)
Extra inning games in a row:2, 4/23-4/24, 2021 at Washington
3 straight extra-inning games:at Utah, 4/9-11, 2009
Played a 10-inning game:3/2/24 vs. Hofstra
Played an 11-inning game:vs. Fresno State, 3/13/22 (W, 9-8)
Played a 12-inning game:vs. Minnesota, 2/20/22 (W, 4-3)
Played a 13-inning game:vs. Columbia, 6/1/13 (L, 6-5, NCAA Tourn.)
Played a 14-inning game:vs. Eastern N.M., 2/5-6, 1996 (W, 8-7)
Played a 15-inning game:at New Mexico St., 2/9/02 (L, 4-3)

IN AN INNING

10+ runs in an inning:10, at UNLV (5/5/24)
15+ runs in an inning:15, vs. Savannah St., 3/11/05
4+ homers in an inning:4, at Air Force, 5/19/05
5+ doubles in an inning:5, at Nevada, 4/21/13
4+ triples in an inning:4, vs. TAMU-CC (Game 2), 2/21/09^
10+ hits in an inning:10, at UNLV (5/5/24)
10+ consecutive hits:10, at UNLV (5/5/24)
10+ consecutive batters reach base:11, at UNLV (5/5/24)
15+ consecutive batters reach base: .16, vs. Savannah St., 3/11/05
Player w/hits from both sides of plate: Sam Haggerty
..... vs. Fresno St. 4/12/13

UNM SCORING IN AN INNING

Most runs in top of 1st:11, at Air Force (5/14/09)
Most runs in top of 2nd:10, 2x, last at Air Force (4/15/97)
Most runs in top of 3rd:8, 3x, last at Air Force (4/25/10, Game One)
Most runs in top of 4th:12, at Air Force (4/15/07)
Most runs in top of 5th:12, at Air Force (4/17/04)
Most runs in top of 6th:10, at Air Force (5/19/16)
Most runs in top of 7th:10, at UNLV (5/5/24)
Most runs in top of 8th:12, at Utah (4/1/00)
Most runs in top of 9th:9, at New Mexico St. (2/16/86)
Most runs in top of 10th:4, at Texas St. (2/11/06)
Most runs in top of 11th:6, at Arizona (1/30/93)
Most runs in top of 12th:3, at Washington (4/24/21)
Most runs in top of 13th:N/A
Most runs in top of 14th:N/A
Most runs in top of 15th:1, vs. Gonzaga at Fresno St. (3/31/72)

Most runs in bottom of 1st: 11, 2x, last vs. St. Bonaventure. (3/4/23)
Most runs in bottom of 2nd:15, vs. Savannah St. (3/11/05)
Most runs in bottom of 3rd:13, vs. NM Highlands (2/28/90)
Most runs in bottom of 4th: ...12, vs. Air Force at UNLV (5/27/04)
Most runs in bottom of 5th:10, 2x, last vs. Utah (4/22/06)
Most runs in bottom of 6th:20, vs. Utah (3/13/93)*
Most runs in bottom of 7th:11, vs. Texas St. (2/18/05)
Most runs in bottom of 8th:12, 3x, last vs. Fresno St. (4/13/13)
Most runs in bottom of 9th:9, 2x, last vs. New Mexico St. (3/26/02)
Most runs in bottom of 10th:7, vs. Louisiana Tech (3/13/10)
Most runs in bottom of 11th:2, 2x, last vs. Fresno St. (3/13/22)
Most runs in bottom of 12th:2, vs. UNLV (3/9/14)
Most runs in bottom of 13th: 1, 2x, last vs. Northwestern (3/7/03)
Most runs in bottom of 14th:1, 2x, last vs. ENMU (2/5-6, 1996)
Most runs in bottom of 15th:N/A

OPPONENT SCORING IN AN INNING

Most runs in top of 1st:12, vs. BYU (3/26/94)
Most runs in top of 2nd:9, vs. UC Riverside (4/18/19)
Most runs in top of 3rd:12, vs. Wichita St. (3/16/89)
Most runs in top of 4th:11, vs. Rice (4/11/98)
Most runs in top of 5th:10, 2x, last vs. UNLV (4/3/22)
Most runs in top of 6th:10, vs. BYU (4/11/02)
Most runs in top of 7th:11, vs. BYU (4/6/00)
Most runs in top of 8th:8, 2x, last vs. Rice (4/12/98)
Most runs in top of 9th:12, vs. BYU (3/18/05, Game Two)

Most runs in top of 10th:9, vs. San Francisco (3/18/06)
Most runs in top of 11th: 6, vs. Nevada at Las Vegas, Nev. (5/23/14)
Most runs in top of 12th:1, 4x, last vs. UNLV (3/9/14)
Most runs in top of 13th:1, 2x, last vs. Columbia (6/1/13)
Most runs in top of 14th:N/A
Most runs in top of 15th:N/A

Most runs in bottom of 1st: 11, at Arizona St. (2/9/80, Game One)
Most runs in bottom of 2nd:16, at Texas Tech (3/15/22)*
Most runs in bottom of 3rd:15, at Hawaii (4/22/89)
Most runs in bottom of 4th:12, 2x, last at Air Force (4/15/90)
Most runs in bottom of 5th:12, at Cal St. Fullerton (3/7/86)
Most runs in bottom of 6th:12, at LMU (3/11/86)
Most runs in bottom of 7th:9, at California (5/14/22)
Most runs in bottom of 8th:11, vs. Oregon State (2/18/22)
Most runs in bottom of 9th:4, 7x, last at Air Force (4/15/07)
Most runs in bottom of 10th:4, at Air Force (4/24/65)
Most runs in bottom of 11th: 2, vs. BYU at San Diego St. (3/31/06)
Most runs in bottom of 12th: 2, vs. BYU at San Diego St. (3/31/06)
Most runs in bottom of 13th:N/A
Most runs in bottom of 14th:N/A
Most runs in bottom of 15th:1, at New Mexico St. (2/9/02)

SERIES

Swept non-conf. series, home: ..vs. Northern Colo., 2/24-26, 2023
Swept non-conf. series, road: at No. 23 Oklahoma St., 3/14-15, 2017
Swept in non-conf. series, home:vs. Dallas Baptist, 3/4-6, 2016
Swept in non-conf. series, road:at California, 5/13-15/2022
Swept MW series, home:vs. San Diego State, 4/26-28, 2024
Swept MW series, road:at San Jose State, 5/22-23, 2021
Swept multiple MW series in a row:3, 3/3/17-3/26/17
.....at Air Force, vs. San José St., at UNLV
Swept in MW series, home:vs. San Diego State, 3/31-4/2, 2023
Swept in MW series, road:at Air Force, 5/8-9, 2021
Swept in multiple MW series in a row:3, 4/2-5/9/2021
.....at San Diego State, vs. Fresno State, at Air Force

WALK-OFFS

Won on last at-bat:3/16/25
..... Andrew Neil vs. UNLV (11-8, 9 Inn.)
Back-to-back games won in last at-bat:2/24/24
.....vs. South Dakota State (12-11, 9-8)
Lost on last at-bat:3/9/25
.....at Tarleton (3-4, 9 Inn.)
Scored two runs in last at-bat:5/20/22
.....vs. South Dakota State (13-2, run rule 7 innings)
Scored three runs in last at-bat:3/16/25
..... Andrew Neil vs. UNLV (11-8, 9 Inn.)
Scored four runs in last at-bat:4/28/24
.....Devon Dixon vs. San Diego State (9-7, 9 Inn.)
Scored five runs in last at-bat:5/20/22
.....vs. Air Force (13-12, 9 innings)
Scored six runs in last at-bat:5/20/22
.....vs. Air Force (13-12, 9 innings)
Scored seven runs in last at-bat:5/20/22
.....vs. Air Force (13-12, 9 innings)
Scored nine runs in last at-bat:3/21/99
.....vs. TCU (17-16)
Allowed two runs in last at-bat:3/18/23
.....at Fresno State (8-9)
Allowed three runs in last at-bat:4/2/21
.....at San Diego State (9-10)
Allowed four runs in last at-bat:4/2/21
.....at San Diego State (9-10)
Allowed five runs in last at-bat:4/2/21
.....at San Diego State (9-10)
Allowed six runs in last at-bat:4/2/21
.....at San Diego State (9-10)

* = School record

= Mountain West record

SANTA ANA STAR FIELD - ALBUQUERQUE, N.M.

Santa Ana Star Field has become one of the toughest places for opponents to play in college baseball as The University of New Mexico baseball team is 166-98-2 (.629) since returning to its former location on March 24, 2013 after nine seasons at Isotopes Park. For decades the home of UNM baseball was known as Lobo Field, but thanks to a 10-year, \$1 million naming rights gift from Tamaya Enterprises, Lobo Field was rechristened Santa Ana Star Field on Dec. 11, 2015.

"We are delighted to strengthen our relationship with Tamaya Enterprises, who have been long-standing supporters of the Lobos," said former UNM Vice President for Athletics Paul Krebs. "The field naming rights is a great example of their commitment to the community and provides us an opportunity for Lobo Athletics to give back to the Pueblo of Santa Ana. The beneficiary of this field naming rights is not just our baseball program but our entire community and state." That was the second major announcement regarding the facility in a three-week span in 2015 as on Nov. 20, the UNM Board of Regents approved construction for the \$2.3 million R.D. and Joan Dale Hubbard Clubhouse.

"This has been a long process, but I want to thank the Hubbards, Scott Grady and his family, our administration, Vice President for Athletics Paul Krebs, and everyone on main campus that helped this project," UNM head coach Ray Birmingham said. "I could go on for hours thanking people because so many have helped make this possible." Santa Ana Star Field received a major upgrade that started before the 2013 season. It received a FieldTurf playing surface, upgraded scoreboard, dugouts, bullpens, and bleachers as a part of the first phase of the Santa Ana Star Field renovation. Further renovations and phases will enhance the concessions areas, the fan plaza between Santa Ana Star Field and the softball field, the press box and the bleachers. Lights were installed



in the fall of 2013.

"We have lights because of (former Lobo) Dee Dennis and a bunch of guys who chipped in to help me and Dee do this," Birmingham said. "This is Lobo Field. This is (the state of) New Mexico's baseball field, at least that's how I feel about it. ... There will not only be Lobo games on here, but there will also be state championship games here. We hope to bring in some great big tournaments over the years to this city and let our kids experience the world. We think New Mexico kids can get the rest of the experiences that the rest of the country has, then they will grow faster and realize they're as good








UNM ALL-TIME AT S.A.S. FIELD

YEAR	W	L	T	PCT.
2013	14	2	0	.875
2014	23	8	1	.734
2015	20	10	0	.667
2016	19	8	0	.704
2017	19	10	0	.655
2018	11	14	1	.442
2019	14	16	0	.467
2020	9	1	0	.900
2021	9	6	0	.600
2022	11	13	0	.458
2023	17	10	0	.630
2024	18	10	0	.640
2025	9	3	0	.750
TOTAL	191	109	2	.636

as anybody."

While now-ABCA Hall of Famer Rich Alday was UNM's head coach, his son Ambrose passed away at age 16 in 1995 from cancer. The Ambrose Alday Memorial Scholarship Fund was set up at New Mexico, and UNM's hitting facility was officially named in their honor ahead of UNM's home game on Feb. 23, 2024, with Norma and the Alday family honored pregame.

TV / PHOTO ROSTER





TOD BROWN

HEAD COACH

Tod Brown was named the 12th Lobo Baseball Head Coach on June 17, 2021. He enters the 2024 season in his third year at the helm.

In Brown's second season, the Lobos posted their best winning percentage in a full season since 2017 (.510), finishing fifth in the Mountain West standings (26-25, 13-17 MW) and leading the league in a variety of categories including team batting average (.328), runs (441), RBI (411), triples (24), home runs (87), slugging % (.559) and on-base % (.406). UNM also improved from a 9.06 ERA as a team in Brown's first season to a 5.95 ERA — while the program's lowest in a single season since 2016 — while

averaging only 3.20 walks per nine innings, its fewest since 2014. Following the completion of that season, RHP Isaac Gallegos became the first UNM player coached by Brown to be selected in the MLB Draft, going in the 16th Round to the Atlanta Braves.

The 2023 Lobos ranked in the Top 10 in the country in a variety of team statistical categories:

No. 3 in Batting Average (.329)

No. 9 in Double Plays per Game (0.94)

No. 5 in Doubles Per Game (2.45)

No. 10 in Runs per Game (8.60)

No. 4 in Slugging Percentage (.560)

No. 5 in Triples (24) and Triples per Game (0.47)

No. 10 in Walks Allowed per Nine Innings (3.20)

Following the 2023 season, the Lobos also got three All-MW selections — first baseman Reed Spennath was a first-team selection, while third baseman Dylan Ditzenberger and left fielder Lenny Junior Ashby were second-team selections. Ditzenberger went on to be named a CSC Academic All-American for his efforts on the field and in the classroom. Both UNM teams that Brown has coached (2022, 2023) have earned the ABCA Team Academic Excellence Award for their academic accomplishments.

In the 2022 season — Brown's first season in Albuquerque — UNM went 21-33 and finished sixth in the MW standings, with Lenny Junior Ashby and Jeffrey David named to the All-MW Second Team.

PRIOR TO UNM

Brown came to New Mexico after a successful 14 years and 341 wins with North Dakota State, where he currently sits as the second-winningest coach in program history and is the all-time leader in wins per season (24.4). In 2021, Brown led the Bison to the 2021 NCAA Tournament, winning its first Division I postseason game 6-1 over Mountain West opponent Nevada. In the same season, NDSU broke a school record with 20 Summit League victories, besting the previous record of 19 set by his 2017 team, and posted an overall record of 42-19. The Bison also led the nation with 25 road wins and set new school records in strikeouts (474) and putouts (1,567) in a single season.

Brown is no stranger to winning — he owns the two highest single season win totals in NDSU history (42 wins in 2021, 40 wins in 2012), and the only two 40+ win seasons by the program. Brown also owns three of the top-five single-season win totals in NDSU history. Under Brown's leadership, NDSU has played in five Summit League championship games, winning it outright in 2021 and 2014, and qualified for the league's baseball championship eight out of the last 11 years.

Brown took the helm of NDSU in 2008 and turned around a program that had faced three consecutive losing seasons, posting just 38 wins from 2005-07. In 2012, NDSU won a then-school-record 40 games, including an 8-2 win over a No. 5-ranked Arizona team that went on to win the 2012 College World Series. North Dakota State had a school-record .973 fielding percentage and posted a team ERA of 3.38, which was the program's lowest ERA in 37 years.

In 2016, the Bison posted a 29-25 overall record and set a new record for home wins at Newman Outdoor Field with 17 victories. In addition, North Dakota State set a new single season record in saves (17). NDSU defeated No. 19-ranked Minnesota on April 26 in Fargo, marking the second-ever win over an NCAA Division I top-25 opponent.

In the Summit League, Brown has coached two Summit League Players of the Year, one Summit League Newcomer of the Year, 46 All-Summit League selections, 22 Summit League Players of the Week, and 30 Summit League Pitchers of the Week. Under his leadership, Brown has also led players to two Collegiate Baseball Freshmen All-America selections and two College Baseball National Players of the Week.

Not only does Brown produce talent on the field, but also in the classroom. During his tenure at NDSU, Brown has had three NCAA Postgraduate Scholarship Winners, one Senior CLASS Award All-America, one CoSIDA Academic All-America Athlete of the Year, nine CoSIDA Academic All-America selections, 11 CoSIDA Academic All-District selections, one Summit League Scholar-Athlete of the Year, 16 Summit League Academic All-League selections, and was twice honored by NCAA with Public Recognition for perfect APR scores (2012-13 and 2015-16).

The Tucson, Ariz. native, was a left-handed pitcher for the Arizona Wildcats from 1989-94, leading the team in 1992 to a Pac-10 Championship. In 1993 he won six games and saved eight, setting a record with 35 appearances as Arizona fell one game short of Omaha.

Brown then made a career out of coaching college ball in the northern tier of the country. He came to NDSU after eight seasons in Ohio as the pitching coach and recruiting coordinator for Bowling Green State University.

During this time, he recruited or helped develop eight players who have reached the major leagues, including former UNM pitching standout Jamie Vermilyea, who played for the Lobos from 2001-03. This list also includes Jay Flaa, who made his MLB debut this year, J.J. Hardy and pitcher Tim Wood

The Brown File

Education

University of Arizona 1989-94

Coaching Experience

2008-2021 Head Coach North Dakota State
2022-Present Head Coach University of New Mexico

Career Coaching Record (Year-By-Year)

School	Year	Record	Win Pct.
NDSU	2008	15-30	.333
NDSU	2009	16-28	.372
NDSU	2010	22-30	.423
NDSU	2011	22-32	.407
NDSU	2012	40-20	.667
NDSU	2013	26-27	.491
NDSU	2014	25-26	.490
NDSU	2015	21-30	.412
NDSU	2016	29-25	.537
NDSU	2017	31-25	.554
NDSU	2018	26-24	.520
NDSU	2019	19-24	.442
NDSU	2020*	8-9	.471
NDSU	2021	42-19	.689
NDSU	14 yrs	341-350	.493
UNM	2022	21-33	.389
UNM	2023	26-25	.510
UNM	2024	28-26	.519
UNM	2025	11-9	.550
UNM	4 yrs	83-89	.473
Career	18 yrs	424-439	.489

*Incomplete season due to COVID-19

COACH BROWN VS. 2025 OPPONENTS

Opponent	Overall	UNM	Last
Air Force	7-8	7-8	4/21/24
Arizona	2-14	1-3	2/18/25
Austin Peay	1-0	1-0	2/14/25
Fresno State	8-7	8-7	4/14/24
Grand Canyon	0-3	0-2	3/14/23
Nevada	9-7	8-7	5/12/24
New Mexico St.	8-4	8-4	4/30/24
N. Colorado	20-14	6-2	2/23/25
Oregon State	1-5	1-4	2/19/23
Rhode Island	3-1	3-1	3/2/25
Sam Houston	0-2	0-2	4/7/24
San Diego State	4-11	4-11	4/28/24
San Jose State	6-9	6-9	5/18/24
Seton Hall	1-0	1-0	2/16/25
Tarleton	0-4	0-4	3/7/25
Texas Tech	3-5	3-5	3/5/24
UC Irvine	0-1	0-1	2/15/25
UNLV	10-8	10-8	3/16/25
Washington St.	0-0	0-0	--

from Sabino High School, in Tucson, Ariz., outfielder Shelley Duncan and pitchers Josh Pearce and Ben Diggins at the University of Arizona, and pitcher Burke Badenhop and outfielder Nolan Reimold from Bowling Green.

After two years as the pitching coach at Sabino High School in Tucson, Ariz., Brown began his collegiate coaching career in 1999 as a volunteer assistant for Arizona. He worked with pitchers and catchers and was the first-base coach for the Wildcats, who qualified for an NCAA regional. Brown was also a head coach for the San Francisco Seals of the California Coastal Collegiate League in the summer of 1999, compiling a 43-29 record and making a fourth-place finish in the National Baseball Congress World Series.

Tod and his wife Janet have a 23-year old son, Brooks, and a 20-year old daughter, Blake.



MICHAEL LOPEZ

ASSISTANT COACH: PITCHING

Michael Lopez, who previously served as head coach at Howard Community College in Big Spring, Texas, joined the Lobos in the 2021-22 season as a pitching coach. Lopez joined the Lobo squad after spending two seasons at the helm of the Howard program, bolstering a 48-19 overall record.

In 2024, UNM's pitching staff struck out 394 batters in Lopez' third year — the most since 2019 and seventh-most in program history — and collected 10 saves, also the most since 2019. They finished the season with the most wins (28) since 2017 with a No.

2 seed in the MW Tournament, finishing one game away from a regular season championship. In the second season with Lopez coordinating UNM's pitching, the team's ERA improved from 9.06 to 5.95 — UNM's lowest since 2016. UNM pitchers under Lopez also posted their lowest WHIP (1.59) since 2015 and fewest walks per nine innings (3.20) since 2014 in the process, with RHP Isaac Gallegos selected in the 2023 MLB Draft following the season's completion. Under Lopez, two Howard Hawks were named to the 2021 All-Region V Baseball Team, including pitcher Kris Anglin, who led the league in strikeouts (103). Howard's Ethan Coombes was second in the league in strikeouts, retiring 82 throughout the season. Prior to becoming the head coach of the Hawks, Lopez spent three years as an assistant coach under previous head coach, Rob Martinez.

During his time at Howard College, Lopez worked primarily with the pitchers and served as the recruiting coordinator. He has had over 40 players sign with Division I schools during his tenure, three players sign contracts with professional teams, and three players selected as

NJCAA All-Americans.

Lopez originally came to Howard College after a one-year stint with a brand-new NAIA program, Marymount California University (MCU). During his one year at MCU, Lopez was named the associate head coach and helped with day-to-day recruiting.

In the first year of the program, Lopez helped the Mariners win the CAL PAC Conference Championship and reach the 2016 West Grouping Championship. Lopez had three players selected to the 2016 All-California Pacific Conference Team while also coaching the CAL PAC conference player of the year and the CAL PAC Freshman of the year.

Prior to coaching at Marymount California University, Lopez was the volunteer assistant coach for two seasons at the University of Arizona under head coach Andy Lopez. Lopez assisted with the pitchers during practices and helped run the bullpen during games. Off the field, his job consisted of preparing scouting reports on opposing teams, directing the Andy Lopez Baseball Camp, and assisting with recruiting.

Lopez's collegiate career in baseball includes four years (2009-2012) at the University of Arizona. Lopez was named captain of the 2012 team, which won the NCAA National Championship in Omaha, Nebraska.

Lopez graduated from The University of Arizona in 2013 with a bachelor's degree in family studies.



MATT RISDON

ASSISTANT COACH / RECRUITING COORDINATOR

Matt Risdon joined the Lobo Family in 2022 as a volunteer assistant coach, and he currently serves recruiting coordinator and assistant coach. Risdon was previously at Lenoir-Rhyne University for three seasons. Risdon was a Division I catcher at Western Illinois for two seasons and served on the coaching staff for the Fighting Leathenecks from August 2015-July 2019. At UNM, he has been primarily responsible for coaching fielders and hitters.

In 2023, Risdon-coached hitters posted UNM's highest team batting average since 2013 (.328) — good

for best in the conference and No. 3 in NCAA D-I — while leading the MWC in OPS, hits, runs, triples, RBI and home runs. The Lobos' .974 fielding percentage in 2022 was the second-best in program history and best in the MWC, and their 48 double plays turned was the most in the conference.

The Lobos put up similar numbers in 2024 en route to their best MW finish (2nd) and first MW Tournament berth since 2017 — at the end of the season, UNM ranked No. 7 in NCAA D-I in Batting Average (.319) and No. 13 in On Base Percentage (.421) as well as No. 17 in Doubles Per Game (2.24), No. 31 in Slugging Percentage (.515), No. 25 in Scoring (8.4), leading the MW in nearly every offensive category. The Lobos posted a .968 fielding percentage while

ranking No. 15 in the nation in Double Plays Per Game (0.94).

In 2022, Risdon helped Lenoir-Rhyne University to the best season in program history with a 46-13 overall record and a record 25 wins at home. The Bears would post a 19-game winning streak, the longest in program history, and were ranked as high as No. 11 in the nation. The Bears would capture just the third SAC Tournament title in program history and advanced to just the second NCAA Tournament appearance in team history. Risdon was the catching coach and assisted with hitting and recruiting. In 2022 the Bears broke multiple offensive records such as: home runs, runs, RBIs, walks, HBPs, hits, as well as many other team records. The Bears season was capped off with their senior catcher, Nick Clarno, signing with the Atlanta Braves.

Risdon began his coaching career as the Director of Baseball Operations with WIU in August 2015 and served in that role for one season before being named the program's graduate assistant. After finishing his Master in Sports Management in May 2017, Risdon earned the title of assistant coach and recruiting coordinator prior to the 2018 campaign. Risdon was primarily responsible for catchers and assisted with hitting and infielders while also serving as the third base coach. Risdon helped with defensive positioning and discussed hitting approach with players during game review. Risdon also helped with administrative duties such as: travel, team meals, fundraising, scouting, and monitoring student-athlete academic eligibility.

Risdon played in 40 career games for Western Illinois. He earned his bachelor's degree in exercise science in 2015.



JUSTIN MITCHELL

ASSISTANT COACH: HITTING

Justin Mitchell joined the Lobo Family in August of 2023 and he serves as assistant coach. He coaches UNM's catchers as well as hitting for head coach Tod Brown.

In his first season as UNM's hitting coach, the Lobos wrapped up the regular season as the MW's statistical leaders in batting average (.323), slugging % (.521) and on-base % (.426) as well as runs (448), hits (588), RBI (415), total bases (947) and walks (285).

They ranked No. 8 in the nation in average at the conclusion of the season.

Mitchell spent the 2023 season as a graduate assistant coach at K-State under Pete Hughes. The 2023 Wildcats went 35-24 and advanced to the semifinals of the Big 12 Championship. His G.A. stint came after he played one season at K-State, hitting .308 with five homers and 22 RBIs over 52 games, playing catcher as a grad transfer. Mitchell played four seasons at Oklahoma, where he graduated. Over his time he played in 116 games, hitting .261 with two homers and 38 RBIs. He recorded 991 career putouts as a catcher.

He graduated from Oklahoma in 2022.

NEW MEXICO 2025 FIELDING STATS

Player	c	po	a	e	fld%	dp	sba	csb	sba%	pb	ci
47 OTT, Ethan	148	140	8	0	1.000	13	0	0	---	0	0
24 WILLIAMS, Brodey	83	73	10	0	1.000	0	11	4	.733	0	0
2 BRASS, Cooper	44	16	28	0	1.000	4	0	0	---	0	0
20 BANISTER, Luke	34	31	3	0	1.000	1	6	3	.667	3	0
12 ASBY, Will	32	32	0	0	1.000	0	0	0	---	0	0
10 ORIACH, Jordy	17	17	0	0	1.000	0	0	0	---	0	0
4 WOOD, Tye	10	10	0	0	1.000	0	0	0	---	0	0
5 MILLER, Shane	7	4	3	0	1.000	1	0	0	---	0	0
34 BARNHOUSE, Josh	6	2	4	0	1.000	0	1	1	.500	0	0
27 LOPEZ, David	5	1	4	0	1.000	0	2	1	.667	0	0
33 PURSER, Daxton	5	1	4	0	1.000	1	1	0	1.000	0	0
26 MANSY, Luke	4	0	4	0	1.000	1	0	0	---	0	0
23 CUNNINGHAM, Ty	3	2	1	0	1.000	0	0	0	---	0	0
39 CASTILLO, Ryan	2	0	2	0	1.000	0	0	4	.000	0	0
11 CORNELIUS, Matt	1	0	1	0	1.000	0	0	1	.000	0	0
13 ROMERO, Matt	1	0	1	0	1.000	0	1	0	1.000	0	0
49 MESSMORE, Jack	1	0	1	0	1.000	0	2	0	1.000	0	0
25 WISEMAN, Luke	1	1	0	0	1.000	0	3	0	1.000	0	0
6 MCBROOM, Brian	1	1	0	0	1.000	0	0	0	---	0	0
15 WALKER, Khalil	39	38	0	1	.974	0	0	0	---	0	0
43 TRUJILLO, Gene	37	34	2	1	.973	1	0	0	---	0	0
29 HERD, Caleb	52	44	6	2	.962	0	4	3	.571	0	0
3 WASLEFSKY, Karsen	65	18	43	4	.938	9	0	0	---	0	0
9 MCALISTER, Josh	91	25	59	7	.923	9	0	0	---	0	0
14 CARRIS, Akili	30	11	16	3	.900	2	0	0	---	0	0
8 ALVAREZ, Diego	8	2	5	1	.875	0	6	2	.750	0	0
48 NEIL, Andrew	4	2	1	1	.750	0	0	0	---	0	0
31 PENGELLY, Dayne	4	1	2	1	.750	1	2	2	.500	0	0
42 BELL, Blake	0	0	0	0	.000	0	1	0	1.000	0	0
19 STILL, Justin	0	0	0	0	.000	0	2	0	1.000	0	0
7 WHITE, Tommy	0	0	0	0	.000	0	0	0	---	0	0
38 LEHMBECK, Blake	0	0	0	0	.000	0	0	0	---	0	0
35 MONTEFORTE, Presley	0	0	0	0	.000	0	0	0	---	0	0
Totals	735	506	208	21	.971	16	21	11	.656	3	0
Opponents	692	492	185	15	.978	16	19	9	.679	4	0

Hitting minimums - 1 Games 1 AB 2.0 AB/Game 1 TPA 2.0 TPA/Game

Pitching minimums - 1 Games 1.0 IP/Game

NEW MEXICO 2025 COMBINED STATS

Record: 11-9 Home: 9-3 Away: 0-5 Neutral: 2-1 MW: 3-0

Date	Opponent	Score	Player	avg	slug	ob%	g	ab	r	h	2b	3b	hr	rbi	bb	so	sb	cs	e
2/14	vs Austin Peay	w 9-6	ORiach, Jordy	.423	.859	.511	20	78	25	33	9	2	7	26	12	9	1	1	0
2/15	vs UC Irvine	L 4-18	CARRIS, Akili	.394	.465	.427	17	71	13	28	5	0	0	18	4	14	1	2	3
2/16	vs Seton Hall	w 5-3	MCALISTER, Josh	.373	.712	.519	19	59	20	22	2	0	6	16	14	20	6	1	7
2/18	at Arizona	L 0-10	WALKER, Khalil	.351	.636	.378	20	77	16	27	8	4	2	12	3	5	2	1	1
2/21	N. COLORADO	L 15-16	OTT, Ethan	.328	.594	.410	16	64	17	21	6	1	3	21	7	17	0	0	0
2/22	N. COLORADO	L 11-15	BRASS, Cooper	.326	.370	.404	14	46	13	15	2	0	0	8	8	5	3	1	0
2/22	N. COLORADO	w 13-4	ASBY, Will	.293	.476	.366	20	82	19	24	9	0	2	8	8	9	1	0	0
2/23	N. COLORADO	w 12-7	WASLEFSKY, Karsen	.268	.411	.328	15	56	10	15	3	1	1	15	4	8	2	2	4
2/25	NM STATE	w 7-0	-----																
2/28	RHODE ISLAND	L 13-14	MANSY, Luke	.400	.500	.647	9	10	3	4	1	0	0	1	4	1	0	0	0
3/1	RHODE ISLAND	w 15-14	NEIL, Andrew	.364	.909	.467	8	11	3	4	0	0	2	5	0	4	0	0	1
3/2	RHODE ISLAND	w 8-4	WILLIAMS, Brodey	.324	.405	.468	10	37	8	12	3	0	0	3	9	10	0	1	0
3/2	RHODE ISLAND	w 10-9	HERD, Caleb	.316	.632	.409	6	19	3	6	0	0	2	6	3	8	0	0	2
3/7	at Tarleton State	L 4-10	WOOD, Tye	.281	.563	.500	15	32	12	9	4	1	1	7	11	7	2	0	0
3/8	at Tarleton State	L 0-4	BANISTER, Luke	.250	.450	.238	5	20	3	5	1	0	1	8	0	5	0	0	0
3/8	at Tarleton State	L 6-9	TRUJILLO, Gene	.182	.318	.379	9	22	5	4	0	0	1	2	4	9	1	0	1
3/9	at Tarleton State	L 3-4	MILLER, Shane	.000	.000	.286	3	4	1	0	0	0	0	3	2	2	0	0	0
*3/14	UNLV	w 12-6	Totals	.333	.558	.426	20	688	171	229	53	9	28	159	93	133	19	9	21
*3/15	UNLV	w 13-3	Opponents	.316	.534	.397	20	699	164	221	54	19	20	151	77	152	21	11	15
*3/16	UNLV	w 11-8																	

LOB - Team (165), Opp (151). DPs turned - Team (16), Opp (16).

Player	era	w-l	app	gs	cg	sh	sv	ip	h	r	er	bb	so	avg	hr
BARNHOUSE, Josh	2.49	2-0	11	0	0	0	0	21.2	17	6	6	2	15	.218	1
CASTILLO, Ryan	4.50	3-1	5	5	1	0	0	26.0	30	16	13	8	25	.291	1
PENGELLY, Dayne	6.95	1-0	6	6	0	0	0	22.0	29	20	17	12	17	.319	0
ALVAREZ, Diego	10.38	1-2	6	4	0	0	0	21.2	34	25	25	5	15	.351	4

CUNNINGHAM, Ty	3.18	0-1	7	0	0	0	4	11.1	7	4	4	9	10	.175	0
WHITE, Tommy	6.75	1-0	4	0	0	0	0	6.2	11	6	5	3	7	.367	2
PURSER, Daxton	8.66	1-2	7	1	0	0	1	17.2	20	17	17	7	27	.282	4
LOPEZ, David	9.37	1-2	4	4	0	0	0	16.1	20	19	17	9	14	.294	3
WISEMAN, Luke	9.53	1-0	7	0	0	0	0	5.2	13	7	6	3	8	.433	0
CORNELIUS, Matt	12.27	0-0	4	0	0	0	0	7.1	11	10	10	5	8	.379	2
ROMERO, Matt	13.50	0-0	3	0	0	0	0	1.1	2	2	2	2	0	.333	0
MESSMORE, Jack	17.61	0-1	5	0	0	0	0	7.2	15	17	15	6	5	.417	1
LEHMBECK, Blake	18.00	0-0	1	0	0	0	0	1.0	1	2	2	0	0	.333	0
MCBROOM, Brian	18.00	0-0	1	0	0	0	0	1.0	2	2	2	0	0	.500	0
BELL, Blake	54.00	0-0	2	0	0	0	0	0.2	3	4	4	3	0	.600	2
MONTEFORTE, Presley	54.00	0-0	1	0	0	0	0	0.1	3	2	2	0	1	.750	0
STILL, Justin	99.00	0-0	2	0	0	0	0	0.1	3	5	5	3	0	.750	0
Totals	8.11	11-9	20	20	1	1	5	168.2	221	164	152	77	152	.316	20
Opponents	8.62	9-11	20	20	0	2	1	164.0	229	171	157	93	133	.333	28

PB - Team (3), BANISTER, L. 3, Opp (4). Pickoffs - Team (2), ALVAREZ, D. 1, CORNELIUS, M 1. SBA/ATT - WILLIAMS, B. (11-15), BANISTER, L. (6-9), ALVAREZ, D. (6-8), HERD, C. (4-7), PENGELLY, D. (2-4), CASTILLO, R. (0-4), WISEMAN, L. (3-3), LOPEZ, D. (2-3), STILL, J. (2-2), BARNHOUSE, J (1-2), MESSMORE, J. (2-2), ROMERO, M. (1-1), CORNELIUS, M (0-1), BELL, B. (1-1), PURSER, D. (1-1).

Score by innings	1	2	3	4	5	6	7	8	9	Total
New Mexico	24	34	28	14	16	19	9	17	10	171
Opponents	19	16	16	12	28	19	31	7	16	164

Win-loss breakouts: Day 8-8; Night 3-1; vs Left 1-0; vs Right 10-9;
 1-run games 2-3; 2-run games 1-0; 5+run games 5-3; Extra inns 0-0; Shutouts 1-2.
 Current streak: Won 3; Longest winning streak: 3; Longest losing streak: 4.
 Attendance: Home 5510 (avg 551); Away 4539 (avg 567); Total 10049 (avg 558).