

THE UNIVERSITY OF NEW MEXICO SOFTBALL

MARCH 6-8 | PURPLE CLASSIC

2025 SCHEDULE

OVERALL: 10-11-1 • MW: 0-0 • H: 0-0 • A: 2-8 • N: 8-3-1

DATE	OPPONENT	TIME/SCORE
2/6	Texas A&M-Corpus Christi	W, 8-0 (5)
2/6	at Sam Houston	L, 5-0

Houston Classic		
Houston, Texas		
2/7	at Houston Christian	W, 1-0
2/7	at Houston	L, 9-8
2/8	at Houston Christian	W, 3-2
2/8	at Houston	L, 6-4 (10)
2/9	St. John's	T, 2-2 (8)

Bobcat Tournament		
San Marcos, Texas		
2/14	Fordham	L, 4-2
2/14	St. Thomas	W, 8-3
2/15	at Texas State	L, 3-0
2/15	St. Thomas	L, 5-4
2/16	at Texas State	L, 6-2

Tarleton Invitational		
Stephenville, Texas		
2/21	North Dakota	W, 2-0
2/22	Texas Southern	W, 10-5
2/22	North Dakota	L, 10-9
2/23	Texas Southern	W, 13-3 (5)
2/23	at Tarleton State	L, 2-0

Bulldog Invitational		
Mississippi State Mississippi		
2/28	Northwestern State	W, 11-3 (5)
2/28	at #21 Mississippi State	L, 6-1
3/1	at #21 Mississippi State	L, 10-4
3/1	Alabama State	W, 6-3
3/2	Alabama State	W, 6-0

Purple Classic		
Phoenix, Arizona		
3/6	Saint Joseph's	4 p.m.
3/7	San Diego	9 a.m.
3/7	Penn	12 p.m.
3/8	Saint Joseph's	9 a.m.
3/8	San Diego	2:30 p.m.

3/11	at New Mexico State	5 p.m.
------	---------------------	--------

3/14	San José State *	5 p.m.
3/15	San José State *	2 p.m.
3/16	San José State *	12 p.m.

3/18	at UTEP	2 p.m.
------	---------	--------

3/21	at San Diego State *	7 p.m.
3/22	at San Diego State *	5 p.m.
3/23	at San Diego State *	1 p.m.

3/25	at UC San Diego	12 p.m.
------	-----------------	---------

4/2	at Utah State *	1 p.m.
4/2	at Utah State *	3:30 p.m.

4/5	Boise State *	2 p.m.
4/6	Boise State *	12 p.m.

4/11	Colorado State *	5 p.m.
4/12	Colorado State *	2 p.m.
4/13	Colorado State *	12 p.m.

4/17	at Fresno State *	7 p.m.
4/18	at Fresno State *	7 p.m.
4/19	at Fresno State *	1 p.m.

4/22	UTEP	2 p.m.
------	------	--------

4/25	Nevada *	5 p.m.
4/26	Nevada *	2 p.m.
4/27	Nevada *	12 p.m.

5/1	UNLV *	7 p.m.
5/2	UNLV *	4 p.m.
5/3	UNLV *	1 p.m.

5/8-10 MW Conference Tournament
San Diego, California

Bold denotes home games
*denotes Mountain West game
All times listed are Mountain Time
Game times are subject to change



Record
10-11-1, 0-0 MW
Last Season:
16-38, 8-14 MW
Head Coach:
Nicole Dickson
Record at UNM:
45-80-1, 14-30 (3rd yr.)
Career Record:
214-203-1 (9th yr.)

SAINT JOSEPH'S



Record
7-8, 0-0 A-10
Last Five:
1-4

Head Coach:
Gina McCool
Record at SJU:
29-38 (2nd yr.)
Career Record:
Same

SAN DIEGO



Record
9-13, 0-0 WCC
Last Five:
3-2

Head Coach:
MJ Knighten
Record at USD:
83-143-1 (5th yr.)
Career Record:
Same

PENN



Record
1-5, 0-0 Ivy
Last Five:
0-5

Head Coach:
Christie Novatin
Record at UPENN:
12-34 (2nd yr.)
Career Record:
Same

THE OPPONENTS

The Lobos close out their nonconference tournament schedule against Saint Joseph's, San Diego and Penn, with the games against SJU and Penn the first meetings in program history.

vs. Saint Joseph's
First meeting

vs. Penn
First meeting

vs. San Diego
Overall: 3-1
Last Five: 3-1
Last Game: 2/22/20 (L, 6-5)
Last Win: 2/12/16 (W, 2-1)
Series Trend: L1

LOBO NOTES

PUT THE PRESSURE ON

- The Lobos have scored in the first inning in eight games (Texas A&M-Corpus Christi, HCU on Feb. 7, Houston on Feb. 7, St. Thomas on Feb. 14, Texas State on Feb. 16, Texas Southern on Feb. 22, Northwestern State and Alabama State on March 1) and scored in the second inning in six games (Texas A&M-Corpus Christi, Houston on Feb. 7, St. John's, St. Thomas on Feb. 14, North Dakota on Feb. 21 and Texas Southern on Feb. 22), while not allowing a run in the first two innings in the first eight games and in 14 games overall.
- UNM is outscoring opponents 17-2 in the second inning and 28-15 through the first two innings.
- In addition, the Lobos are outscoring opponents 23-11 in the fifth and 12-7 in the sixth inning. On the season, UNM is outscoring opponents 104-87 (+17).
- UNM is 5-1 when leading after the first, 7-1 after the second and the third, 8-2 when leading after the fourth, 7-2 after the fifth and after the sixth.
- UNM is 6-2 when scoring in the first inning and 8-2-1 when scoring first.

BIG INNINGS

- New Mexico has scored four or more runs in an inning in five games this season.
- The Lobos scored 13 runs in the fifth inning against Texas Southern on Feb. 23, sending 17 Lobos to the plate and finishing with eight hits, four of which went for extra bases. In the inning, Ashley Archuleta was the first Lobo to reach base on a hit-by-pitch and in her next plate appearance in the same inning hit a three-run home run. DeNae Vasquez-Dickson singled up the middle in her first plate appearance of the inning and then reached on an error by the left fielder, coming all the way around to score. Allie Williams hit a double to score two runs, Keyannah Chavez entered to pinch hit and hit a double to score two runs and Katherine Brunner hit an infield single that tied the game at three and later hit a double that made it 12-3.
- UNM scored seven runs on six hits in the third inning against North Dakota, including a pinch-hit grand slam by Ella Dawson that gave UNM a 7-4 lead. Sydney Carithers led off the inning with a home run, Hayden Luderer singled up the middle and Vasquez-Dickson doubled to right field to score Luderer from second. A liner back to the circle by Miracle McKenzie allowed Vasquez-Dickson to score for the third run before Dawson gave UNM the lead with her grand slam.
- The Lobos scored seven runs on seven hits (which included three doubles) in the third inning against Northwestern State, sending 11 to the plate. It was the third time this season scoring seven or more runs in an inning. Luderer led off with an infield single followed by Archuleta hitting a double to put two runners in scoring position. Vasquez-Dickson drove both in on a single to right and took second on the throw, with Williams keeping the hits going with a single to right to put runners on the corners. Jessica DeLeon drove both in on a double to center field and Brunner walked to load the bases with one out. McKenzie made it 6-0 on a single down the left field line to score Williams and DeLeon and Carithers hit a double to right field on the next at-bat to score Brunner. A grounder to the shortstop allowed pinch runner Emma Bramson to score for the 8-0 Lobo lead.
- In the season opener against Texas A&M-Corpus Christi, UNM scored five runs in the second inning to build a 7-0 lead, needing three hits to score the five runs. With bases loaded, Vasquez-Dickson cleared the bases with a double to left center, and four at-bats later with runners on second and third, Williams doubled to center to score both runners.
- Against St. Thomas, UNM scored four runs in the sixth inning to tie the game.
- In the Feb. 22 game against Texas Southern, UNM scored three runs in the first, second and fourth innings to build its lead.
- UNM has scored three or more runs in an inning 11 times, which included a walk-off, three-run home run by McKenzie against Alabama State on March 1 for her first collegiate home run.

2025 QUICK FACTS

Name of School _____ University of New Mexico
 Founded _____ 1889 by Territorial Legislature
 Enrollment _____ 27,413
 Nickname _____ Lobos
 School Colors _____ Cherry & Silver
 Conference _____ Mountain West
 Affiliation _____ NCAA Division I
 Venue _____ Lobo Softball Field
 Dimensions _____ 205-225-205
 Capacity _____ 1,500
 President _____ Dr. Garnett Stokes
 Athletic Director _____ Fernando Lovo

PROGRAM HISTORY

First Year of Softball _____ 1978
 All-Time Record _____ 1079-1281-4
 Mountain West Record _____ 150-352-1
 NCAA Tournament Appearances _____ 3
 1980 (AIAW), 1981 (AIAW) and 1983 (NCAA)
 Last NCAA Postseason Opponent Cal St. Fullerton
 Last NCAA Postseason Result _____ CSUF won series 2-1
 Conference Championships _____ 3
 1980 (Intermountain), 1981 (Intermountain) and
 1983 (High Country)

TEAM INFORMATION

2024 Overall Record _____ 16-38
 2024 MW Record _____ 8-14 (7th)
 Letterwinners Returning/Lost _____ 12/12
 Pitchers Returning/Lost _____ 2/4
 Starters Returning/Lost _____ 6/3
 Newcomers _____ 14

SOFTBALL STAFF

Head Coach _____ Nicole Dickson (3rd season)
 Record at UNM _____ 45-80-1
 Career Record _____ 214-203-1 (9th season)
 Assistant Coach Morgan Spearman (3rd season)
 Assistant Coach Sophie Hannabas (2nd season)
 Assistant Coach Mackenzie Bennett (1st season)

COMMUNICATIONS

Softball Contact _____ Allison Weiss
 Email _____ allisonweiss@unm.edu
 Cell Phone (Preferred) _____ (661) 313-5402

DIGITAL MEDIA

Athletics Website _____ GoLobos.com
 Main University Web Site _____ unm.edu
 Conference Website _____ TheMW.com
 X _____ @UNMLoboSB
 Instagram _____ @UNMLoboSB
 Facebook _____ @UNMLoboSB

INTERVIEW REQUESTS

All interviews with UNM student-athletes and coaches are to be coordinated through the athletics communications office. Interviews may be arranged by contacting Allison Weiss in the athletics communications office (allisonweiss@unm.edu). All interview requests should be made at least 24 hours in advance.

NO SOPHOMORE SLUMP

- DeNae Vasquez-Dickson and McKenna Guest have dispelled the notion of the sophomore slump, starting their sophomore campaign strong.
- Vasquez-Dickson leads the team with six sac bunts and 18 runs scored, is second on the team with a .523 slugging percentage, a .474 on-base percentage and .369 batting average, as well as in hits (24), doubles (four) and total bases (34). She's had four multiple-hit games and three multiple-RBI games as well as a nine-game hitting streak and is currently on a 15-game streak of reaching base, career bests in both categories. She currently is on a five-game hitting streak.
- Through the first 22 games, she's already surpassed her number of walks from last season (10 from seven) and has improved her batting average (by .132), slugging percentage (by .175) and on-base percentage (by .189) and has scored 18 runs, one less than she did all of last season.
- In the circle, Guest has a 2.58 ERA with 67 strikeouts to 22 walks, and has finished with five or more strikeouts in six games, including five of the last six. She's has six appearances not allowing a run in 57.0 innings and 14 appearances with nine starts. Guest went 14.2 innings to start the season before allowing a run.
- Guest threw her first two shutouts this season in her first two starts and combined with Natalie Fritz for another shutout. She added her third shutout against Alabama State on March 2 with nine strikeouts to one walk and two hits allowed.
- She currently leads the Lobos in ERA, innings pitched, starts and strikeouts.
- In the Bobcat Tournament, she struck out 18 to five walks allowed and had a season-high seven strikeouts in 4.0 innings against Fordham. She followed that up with six strikeouts in 3.0 innings and 10 batters faced against St. Thomas, while also not allowing a hit.
- Last weekend at the Bulldog Invitational, Guest struck out a career-high 10 in the win against Northwestern State and finished the weekend with 19 strikeouts to one walk and threw two complete games. After allowing a leadoff single in Sunday's game against Alabama State, she retired the next 14 Hornet batters, striking out three of the first five Hornets faced and retired the side in order in four innings against ASU. Against Northwestern State, struck out the first six Demons she faced in the first and second innings and struck out eight of the first nine NSU batters through the third, retiring the first nine batters in order. Of the five innings she pitched, sat down NSU in order in four of them, getting her career-high 10th strikeout in the fifth for another 1-2-3 inning. In addition to 10 strikeouts, she also didn't allow a walk against NSU.
- In the first week of play, she was one of nine pitchers in the NCAA to record two shutouts.
- The Lobo is second in the Mountain West in strikeouts and tied for the most innings pitched, sixth in ERA and is tied with Fritz for the conference lead in batters struck out looking with 24.
- Nationally, Guest is eighth in the NCAA in shutouts, 21st in strikeouts, 24th in pitching appearances and in wins with seven and 40th in innings pitched. She is 59th in strikeouts per seven innings (8.2).

FRESHMEN IN NAME ONLY

- Through the first four weeks of the season, the freshmen class have stepped in to the lineup and contributed.
- Of UNM's 96 RBI on the season, 50 (52.1%) have come from freshmen and of the 153 hits, 71 (46.4%) have been by freshmen.
- Two freshmen had pivotal contributions in their first collegiate game against Texas A&M-Corpus Christi with Allie Williams going 3-3 at the plate with two doubles and three RBI, while Ella Dawson pinch hit in the bottom of the fifth and delivered the game-ending run on a single to the outfield for her first collegiate hit and RBI.
- Miracle McKenzie drove in the game-winning run in the first inning at Houston Christian on a hit back up the middle for her first collegiate hit and RBI.
- In the second game at Houston Christian on Saturday, Natalie Fritz threw 4.2 scoreless innings, striking out four and allowing one hit on 16 batters faced and 59 pitches, 40 of which went for strikes. In addition, she retired 11 consecutive hitters between the fourth and seventh innings. Holding a one-run lead, Fritz struck out the first two batters in the bottom of the seventh before allowing a walk. However, Fritz struck out the next batter to secure her first win as a Lobo.
- Dawson hit a pinch-hit, three-run home run in Friday's game at Houston to lead the Lobos in RBI, while Williams went 2-4 with two RBI to lead the Lobos in hits, including a hit to centerfield in the top of the fourth to score a run and give UNM back the lead at 4-3.
- In the second game at Houston, and trailing 3-2 in the top of the seventh, Jessica DeLeon had her first clutch hit of the game with a single to the outfield to score DeNae Vasquez-Dickson and tie the game. DeLeon broke the tie in the top of the 10th on a leadoff home run to left for her first of the season.
- Williams led the Lobos with 11 hits, five RBI, a .458 batting average, .500 on-base percentage (1.042 OPS) and 13 total bases opening weekend, while tying for the team lead in doubles (two) and second in slugging percentage (.542). The outfielder also recorded a hit in all seven games with a team-best three multiple-hit games and two multiple-RBI games.
- Dawson delivered a pinch-hit grand slam against North Dakota to give UNM a 7-4 lead on Feb. 22 and DeLeon hit a three-run home run in the first inning of the Feb. 22 game against Texas Southern.
- McKenzie hit a walk-off three-run home run against Alabama State on March 1 for her first collegiate home run.
- Williams currently leads the team with a .400 batting average, .476 on-base percentage, 28 hits seven doubles and 35 total bases, while DeLeon leads in RBI (15) with Williams tied for second (13). DeLeon is third in batting average (.352), leads in walks (13) and RBI (15), third in slugging percentage (.519) and tied for third in hits (19). Dawson is tied for the team lead in home runs with DeLeon (two).
- Further, Williams has a team-high seven multiple-hit games (five with two and two with three) and four multiple-RBI games (two with two and two with three). DeLeon has five multiple-hit games (all with two) and McKenzie and DeLeon each have three multiple-RBI games (DeLeon has one with four and two with two with McKenzie two games with two and one with three).
- Williams is 40th in the NCAA in doubles and 44th in hits with Fritz 59th in strikeouts and 57th in strikeouts per seven innings (8.3).
- In the circle, Fritz has thrown 40.1 innings in 13 appearances and has the second-most strikeouts among the pitching staff with 48. Fritz is third in the MW in strikeouts and tied for first with McKenna Guest in strikeouts looking at 24.
- Fritz had 11 strikeouts in the Feb. 22 win against Texas Southern, the most for a Lobo in a game since 2023, as well as the most by a freshman since 2019 and tied for the

second most by a Lobo freshman pitcher since 2013 when Lauren Soles struck out 14. Between the third out of the first inning and the third inning, the freshman struck out five consecutive hitters and six of the seven Tigers faced with Sydney Carithers making a diving catch to get the foul out, accounting for nine straight Tigers retired before a single to start the fourth inning.

- In five of Fritz's appearances, she has held opponents scoreless and in three appearances allowed only one hit. She has finished with five or more strikeouts in four games.
- Freshman Caprice Barela inherited three runners with one out in the third inning of the first game against St. Thomas and got the Lobos out of the inning with a flyout to right and a strikeout looking.
- Williams has started all 22 games with DeLeon playing in all 22 with 20 starts and Dawson appearing in 17 with four starts.

IT'S ABOUT THE SACRIFICE

- To date, the Lobos have a conference-best 20 sacrifice hits, led by a conference-high six from DeNae Vasquez-Dickson, four from Hayden Luderer and three from Sydney Carithers and Emma Bramson. Luderer's four are tied for third in the MW.
- Heading into the weekend, the Lobos are tied for sixth in the NCAA in sac bunts.
- In the opening weekend, seven of UNM's runs scored were as a result of a sac bunt moving the runner over, with two runs in the Texas A&M-Corpus Christi game, two in the first Houston game and two against St. John's.
- The first run and the last run in the season opener against Texas A&M-Corpus Christi were set up by sac bunts with Vasquez-Dickson laying down one in the first to move Ashley Archuleta, who later scored, and Carithers in the seventh, to move pinch runner Ava Castillo, who later scored to end the game.
- The go-ahead run in the second game at HCU was set up by a sac bunt with Bramson moving Carithers over with Carithers later scoring on a passed ball with two outs.
- Both runs scored in the St. John's game came from a sac bunt with Carithers laying down the bunt.
- In the Bulldog Invitational, four runs were set up by sac bunts, twice in two games. Against Northwestern State, the first run was set up by a Vasquez-Dickson sac bunt that moved Archuleta over, and in the fifth inning, Luderer laid down a sac bunt that moved Ava Castillo into scoring position with Castillo later coming around to end the game via run-rule. In the fifth inning in the first game against Alabama State, Vasquez-Dickson moved Archuleta over on a sac bunt with the Lobo later scoring from second. In the next inning, Bramson put down a sac bunt to move Georgia Heathcock over with Heathcock scoring from second on the next at-bat.
- Dating back to 2006, the most sacrifice hits in a season was 51 done in 2006. The Lobos had 44 last season, the third most in that time span.

WALK IT OUT

- The Lobos rank 31st in the NCAA and second in the Mountain West in walks with 75 walks, with 13 different players recording a walk and 12 with multiple walks.
- UNM has four players with 10 or more walks, led by 13 from Jessica DeLeon, Ashley Archuleta and Allie Williams with 11 each and DeNae Vasquez-Dickson at 10.
- Of the 75 walks, 22 have been on 3-0 counts, 28 on 3-1 counts and 25 have come on full counts.
- UNM has started the game with a walk in six games with Archuleta leading off with a walk in four games (three times on four pitches and one time at 3-2) and Vasquez-Dickson twice, once on four pitches and once with a full count.
- The Lobos have drawn five or more walks in six games with a season-high seven in the Feb. 23 game against Texas Southern.

TWO OUTS, SO WHAT

- Of UNM's 104 runs, 46 (44.2%) have come with two outs in the inning.
- At the Tarleton Invitational, the Lobos scored seven runs with two outs in the 13-run fifth inning against Texas Southern on Feb. 23, scored five runs with two outs in the first game against Texas Southern and five runs with two outs in the second game against UND.
- In the first game against St. Thomas, six of UNM's eight runs scored came with two outs with three in the second, one in the fourth and two in the sixth.
- Five of UNM's eight runs in the season opener came with two outs, with four of UNM's runs in the first game against Houston coming with two outs. UNM scored three runs in the second game at Houston with two outs, two in the second game at HCU and one in the first game at HCU and one in the seventh inning in the second game at Texas State.
- In the 1-0 win against Houston Christian, Miracle McKenzie's hit that scored the only run of the game came with two outs in the inning.
- With two outs and trailing 3-2 in Saturday's game at Houston, Jessica DeLeon had her first clutch hit of the game with a single to the outfield to score DeNae Vasquez-Dickson and tie the game.
- Ella Dawson leads the team with eight, two-out RBI with Allie Williams second with seven and DeLeon third with six.
- Freshmen have contributed to 27 of the team's 42 two-out RBI (64.3%).
- Of UNM's 153 hits, 50 have come with two outs (32.7%), with Williams 11-23 with two outs and McKenzie 8-17.

TRENDING UP

- In the last three tournaments, the Lobos went from hitting .259 at the Bobcat Tournament to .278 at the Tarleton Invitational to .323 last weekend at the Bulldog Invitational and have increased run production from 16 runs on 35 hits (Bobcat) to 34 runs on 35 hits (Tarleton) to 42 hits in the Bulldog Invitational.
- The slugging percentage has also increased from .296 (Bobcat) to .484 (Tarleton) with the Lobos holding steady at .454 last weekend. The Lobos are also finding their way on base more, increasing their on-base percentage from .342 (Bobcat) with 14 walks and four hit-by-pitches to .406 (Tarleton) with 21 walks and seven hit-by-pitches to .419 (Bulldog) with 17 walks and six hit-by-pitches.
- UNM has also cut its strikeouts down from 32 (Bobcat) to 21 (Tarleton) to 19 (Bulldog).
- In the last two weeks, Ashley Archuleta has improved her batting average from .462 to .538 after hitting .200 at the Bobcat Tournament.

SEIZE YOUR MOMENT

- Sophomore Katherine Brunner entered the St. John's game as a pinch hitter and got a hit and then entered the Fordham game as a pinch hitter and drew a walk, and since then, has earned a spot in the starting lineup at shortstop.
- In her first start at shortstop against St. Thomas, Brunner hit a double that scored a run and finished with two RBI in the game.
- Brunner had three RBI, going 2-2 in the Feb. 23 win against Texas Southern, hitting an infield single that tied the game at three and a two-run double that made it 12-3.
- Brunner had a six-game hitting streak and a seven-game streak of reaching base, a career long in both categories for the Lobo.
- Against Alabama State on March 2, Brunner fouled off nine consecutive pitches and on the 14th pitch of her at-bat, flied out to right field but pinch runner Ava Castillo was able to tag for the first run of the game.

ATCITY IN THE CIRCLE

- In her first season with the Lobos, Lexi Atcity has shown her ability to handle pressure in relief situations.
- In five relief appearances, the BYU transfer has inherited six runners and hasn't allowed a run to score.
- She inherited three runners at Sam Houston, two in the second game against Texas State and one in the first game against Texas State. Atcity made her first appearance in the fourth inning at Sam Houston with bases loaded and one out, and proceeded to get the Lobos out of the inning with a liner to first and a fielder's choice to leave the bases loaded and without a run scoring. She threw 2.2 scoreless innings, allowing only two hits and zero walks. At Houston, she threw 2.0 scoreless innings while not allowing a hit. In the second game at Texas State, she inherited runners on second and third with one out and retired the next two batters on a grounder to third and a grounder back to the pitcher to leave them both stranded. In the first game at Texas State, Atcity entered in the second with a runner on first and struck out two while getting flyout to left to get out of the inning.
- Atcity has 15 strikeouts on the season to 11 walks and has allowed 19 runs with 15 earned. She's recorded a strikeout in seven games with three or more strikeouts in three games.

WHAT'S THE LINEUP?

- UNM has used 22 different lineup combinations in the 22 games. The closest the Lobos got to the same lineup combination was a four-game stretch between Feb. 22 to Feb. 23 in which the only change was at the seventh spot.
- Four different players have been in the leadoff spot with Ashley Archuleta leading off in 11 games, including seven of the last 10. The Lobos have had six different players third in the lineup with Allie Williams third in 12 games including the last four, and six players in the cleanup spot with Jessica DeLeon hitting cleanup in 14 games. Eight different players have been sixth in the lineup with Katherine Brunner hitting sixth in seven games, as well as 11 different players hitting seventh with Sydney Carithers hitting seventh in six games. Six different players have hit ninth with Hayden Luderer hitting ninth in 12 games including the last 10.

- Six players have consistently hit in the same spot in the lineup: Archuleta in leadoff (UNM 8-3 when she does), DeNae Vasquez-Dickson second in 12 games (UNM 8-4 when she does), Williams third, DeLeon fourth, Carithers eighth and Luderer ninth.

SHUT IT DOWN

- Through 22 games, the Lobo pitching staff has recorded four shutouts (three solo by McKenna Guest and one combined by Natalie Fritz and Guest).
- Dating back to 2006, it is the fifth time that the Lobos have recorded four shutouts in a season (others were in 2006, 2007, 2013, 2023), and the second time under Head Coach Nicole Dickson, but reached the feat in the fewest amount of games.
- The last season the Lobos had more than four was in 2004 with 12.
- Guest and Fritz combined for the third shutout of the season in the 2-0 win over North Dakota on Feb. 21, combining for 11 strikeouts with Guest throwing 6.0 innings and nine strikeouts and Fritz closing with two strikeouts on three batters faced.
- The Lobo sophomore threw her third shutout of the season in the March 2 game against Alabama State, striking out nine to one walk and two hits.

MAKE IT COMPLETE

- The Lobos have thrown five complete games this season, four from McKenna Guest and one from Natalie Fritz.
- Guest started her sophomore season throwing two complete-game shutouts with an 8-0, five inning shutout against Texas A&M-Corpus Christi and a 1-0 shutout against Houston Christian.
- Guest threw a complete game in the season opener, allowing a single in the second inning, and finished with three strikeouts for her first shutout as a Lobo. The sophomore retired the side in both the fourth and fifth innings and retired eight consecutive batters between the third and the fifth innings.
- After allowing leadoff walk on her first Husky faced, Guest retired the next nine Huskies before giving up a leadoff single in the fourth. HCU had a runner reach on a one-out walk in the fifth, but Guest struck out the next Husky looking and got the third out on a swinging strikeout to leave two runners on. Guest finished the game with four strikeouts, four hits allowed and two walks on 26 batters faced.
- Fritz threw her first complete game, finishing with nine strikeouts, four hits allowed and of the three runs, one earned in the 6-3 win over Alabama State on March 1.

SEASON OPENER HISTORY

- With the 8-0 win against Texas A&M-Corpus Christi in five innings to start the season, Coach Dickson became the only Lobo coach to win their first three season openers, with two also coming in run-rule fashion.
- In her Lobo coaching debut, she won with the largest margin of victory (+9) for a coach in their first game, when UNM run-ruled Nicholls 12-3 in five on Feb. 9, 2023. Erica Beach was the other head coach to win in her first game (a 10-2, five inning win against Utah Valley on Feb. 12, 2011). Dickson and Beach are also the only two coaches to win the season opener in their first two seasons.

FRESH PERSPECTIVE

- The Lobos revamped their roster with a total of 14 newcomers, comprising half of the roster.
- Of the newcomers are 10 freshmen: three pitchers, two outfielders, two utility players, two infielders and a catcher/infielder.
- UNM also added four transfers with a redshirt-sophomore left-handed pitcher in Lexi Atcitty from BYU, a junior right-handed pitcher in Nova Montes from Paris Junior College, a junior utility player in Georgia Heathcock from UC San Diego and a sophomore left-handed pitcher/outfielder in Marina Tinari from Florida Gulf Coast.
- Heathcock played in 33 games with 10 starts and Tinari appeared in 12 games with one start, pitching a total of 15.2 innings.

FOUNTAIN OF YOUTH

- Of the 28 players on the roster, the Lobos have 20 underclassmen with 10 freshmen and 10 sophomores, and eight upperclassmen with five juniors and three seniors.
- The sophomores feature a trio of returners who played a bulk of innings last season, with McKenna Guest in the circle, DeNae Vasquez-Dickson in the outfield and Katherine Brunner in the infield.
- Guest appeared in 40 games with 24 starts and nine complete games. The RHP threw 147.0 innings and struck out a team-high 90 batters, 56 more than the next pitcher. Guest accounted for 54.2% of the team's strikeouts and threw 43.4% of the innings, played in 74.1% of the games and started in 44.4% of the games. Her 40 appearances tied for the third most in a single season in program history, and Guest recorded a strikeout in 30 games with 24 games with multiple strikeouts, including five games with at least five strikeouts. Nationally, her 40 appearances in the regular season tied for the fourth most in the NCAA, the most by a freshman, and her 24 starts tied for the sixth most by a freshman pitcher in the NCAA through the regular season.
- Vasquez-Dickson started 46 games and played in 53 as a freshman, with 29 starts in center field, 12 in left field and five in right. She played in 94.1% of the innings last season. Vasquez-Dickson led the team with 15 sac bunts, which led the Mountain West and the third most in the NCAA in the regular season and most by a freshman. An offensive threat, she finished with four multi-hit games (three with two and one with three) and seven multi-RBI games (all with two RBI), and was third on the team in doubles (six) and fourth in RBI (18).
- Brunner played in 49 games with 44 starts, starting in 25 games as the designated player, 12 games at third and seven games at second. The Lobo played in 82.6% innings and registered multiple hits in five games (four with two and one with three) and four games with multiple RBI (two with two and two with three).
- Brunner was named MW Freshman of the Week on April 22, Vasquez-Dickson was MW Freshman of the Week on May 6 and Guest was named MW Freshman of the Week on March 25.

REPLENISH THE BULLPEN

- UNM entered the season with a total of nine pitchers on the roster with only two returners from last season. Of the nine, three are freshmen, four are sophomores, one is a redshirt-sophomore and one is a junior, and only three have DI collegiate experience entering this season (McKenna Guest, Brooke Umali and Marina Tinari).
- Guest entered the season with the most experience at 147.0 innings, with Umali pitching 29.0 innings her freshman season and Tinari tallying 15.2 innings in her freshman season at Florida Gulf Coast.

TAKE ME HOME COUNTRY ROADS

- This season, the Lobos will travel to the home states of 20 players. There are 11 players from Texas, six from California, two from Arizona, and one from Utah. In addition, there are four players from the state of New Mexico.
- The Purple Classic will take two Lobos home to their home state: Natalie Fritz (Chandler) and Grace Rana (Queen Creek).
- Overall, the Lobos span from coast-to-coast with a player from Virginia (Ella Dawson) to Hawai'i (Jewels Hanawahine) and from nine different states (Arizona, California, Colorado, Hawai'i, New Mexico, Oklahoma, Texas, Utah and Virginia).

LIFE ON THE ROAD

- The Lobos have 12 of 53 total games at home with the home opener set for March 14.
- UNM will play 28 games between the season opener and the home opener with three trips to Texas, a trip to Mississippi and Arizona and a game at New Mexico State. The first game played in the state of New Mexico for the Lobos will be in Las Cruces on March 11.
- This will be the first time since the 2010 season that the Lobos will open the season in Texas, with the Lobos opening the 2010 season in San Marcos, Texas at the Texas State Tournament. Of note, the Lobos also played in San Marcos and at Texas State this season.
- The Lobos had 14 home games a season ago, with UNM going 7-7, and 16 home games in Coach Dickson's first season with the Lobos going 9-7.

VERSATILE EMMA

- Senior Emma Bramson enters her fourth season with the Lobos, and in her 166 games, has played six different positions.
- Bramson has started 159 of the 166 games and has started 72 games at third, 41 games at first, 28 at shortstop, eight as the DP, seven at second and three in right field.
- Last season, the California native started the final 39 games at first base and started four games at third, three games in right and eight as the designated player. Her sophomore season, Bramson started 39 games at third and five games at second, and as a freshman played 25 games at third base and 21 games at shortstop.
- This season, Bramson has started 15 games with seven games at shortstop, two at first, two at second and four at third.

LIKE MOTHER, LIKE DAUGHTER

- Keyannah Chavez followed in her mother's footsteps, as her mother also played at UNM. Cassandra Abdulaziz was a middle infielder for the Lobos from 2001-06.

LEAD ON

- Instead of captains, the Lobos have a Leadership Council comprised of four players selected by Coach Dickson that serve as the leaders of the team. On the Leadership Council are seniors Ashley Archuleta, Emma Bramson and Sydney Carithers and junior Grace Rana.
- Archuleta and Bramson enter their fourth seasons, Carithers enters her second season with UNM and Rana entering her third season.

FROM PLAYER TO COACH

- Two former players of Coach Dickson are now on her staff in assistant coaches Sophie Hannabas and Mackenzie Bennett.
- In 2021, Hannabas transferred to SFA to play under Coach Dickson, and through her two seasons with the Lumberjacks, combined for 101.3 innings with 63 strikeouts, a .331 opposing batting average, and allowed 10 home runs appearing in 41 games with 20 starts, with SFA winning the WAC Conference in 2022. Hannabas works with the pitchers and handles director of operations duties.
- Bennett joined the Lobo coaching staff this past July and works with the catchers and as a secondary hitting coach. She has ties to the entire UNM coaching staff as Bennett played for Coach Dickson and assistant coach Morgan Spearman at SFA from 2019-22 and played with Hannabas in 2022 and 2023. During her five years with the Lumberjacks, Bennett played in 164 games with 136 starts and finished with 139 hits, 31 doubles, two triples and 25 home runs, along with 101 RBI and hit .330, with a .591 slugging percentage and .387 on-base percentage. Of her 164 games, she recorded multiple hits in 42 of the games and multiple RBI in 33 and twice carried a 10-game hitting streak (in 2021 and 2022) as well as a 17-game streak of reaching base in 2021. In her final season, she led the team at the plate behind a .367 batting average, 14 doubles and 49 RBI and was second on the team with 12 home runs and a .686 slugging percentage.

2 YEARS OF IMPROVEMENT UNDER DICKSON

- The Lobos took significant statistical strides in Coach Dickson's first two years in Albuquerque, producing numbers and wins that hadn't been achieved in several years.
- This past season, the Lobos won in Boise for the first time since 2016 and won against Boise State for the first time since 2021. In addition, the Lobos' sweep of Utah State was the first sweep of a Mountain West opponent since 2016 and the first sweep of the Aggies since 1989; the Lobos earned their first win over UNLV since 2021 and beat Fresno State twice for the series win after having only nine wins total all-time against the Bulldogs entering the season.
- Statistically, UNM finished with 60 errors with the last time the team finished with 60 or fewer errors was back in 2014. The Lobos had three players earn Mountain West Freshman of the Week awards (McKenna Guest, DeNae Vasquez-Dickson and Katherine Brunner), the second most among MW schools, with the freshmen finishing among the top of the NCAA in several statistical categories. Through the regular season, Guest's 40 appearances tied for fourth in the NCAA, but most among freshmen, and tied for the third most in a season in program history. In addition, her 24 starts tied for the sixth most by a freshman pitcher in the NCAA and her 147.0 innings tied for the 11th most by a freshman pitcher. For Vasquez-Dickson, her 15 sac bunts were the most by a freshman in the NCAA, led the MW and third in the NCAA.
- In the last two years, UNM has had five MW Freshmen of the Week, two MW Players of the Week and two MW Pitchers of the Week.
- In the last two years, the Lobos stole 77 bases, the most in a two-year span since 2013-14 (85) and turned a combined 41 double plays, the most in a two-year span since 2015-16 (also 41). In the season opener against Tennessee State, Keyannah Chavez finished with three stolen bases, the most for a Lobo in a single game since 2017, and as a team, the Lobos had six stolen bases, the most in a game since 2018. The Lobos beat that mark on Feb. 16 against Marist, stealing seven bases, the most in a single game for the Lobos since 2010.
- In her first season, UNM's .299 batting average was the best since 2015 and tied the best average for the program in the last 11 years. The 399 hits and 231 runs scored were the most since 2015 and 2016, respectively, and the 214 RBI and .368 on-base percentage were the highest since 2015. The team's 14 triples were the most in a single season since 2010 and the Lobos' 40 stolen bases were the most since 2013. Defensively, the Lobos led the MW with 22 double plays, the most turned since 2015 and the four shutouts were the most since 2013.
- Additionally, UNM jumped in the NCAA rankings from 2022 to 2023 in eight categories: batting average (a ranking improvement of 86 spots), triples per game (88 spots), stolen bases per game (87 spots), runs (49 spots), on-base percentage (46 spots), slugging percentage (12 spots), shutouts (16 spots) and double plays turned (141 spots). The Lobos ranked 45th in batting average, 27th in double plays per game, 29th in triples per game, 68th in on-base percentage and 88th in slugging percentage.
- During the 2023 season, Dickson guided the Lobos to their first series win over Nevada since 2015, UNM's 8-0 win over SJSU on March 25 was the first shutout against the Spartans since May 8, 2015, and the 12 runs scored against CSU on April 16 were the most runs the Lobos have scored against the Rams since April 15, 2016. In the March 19th win at Utah State, the Lobos finished with 18 hits, 15 runs and struck out 14 Aggies, with the 18 hits the most since 2018 and the 15 runs were the most since 2019. The 15 runs were the most against the Aggies since April 26, 2014, and the 14 strikeouts by Amber Linton were the most in a game by a Lobo since 2013.
- Among the conference in 2023, UNM had players in the top four in the MW in batting average (Rachael Hathoot second at .396 and Peyton Robinson fourth at .380), two players in the top 5 in the MW in hits (Robinson fourth at 60 and Hathoot fifth at 59), two players in the top 2 in triples (Hathoot first at seven and Ashley Archuleta tied for second at 5) and had two MW Player of the Week, one Pitcher of the Week and two Freshman of the Week honors.
- UNM produced two All-Mountain West First Team members in Archuleta and Hathoot, who each had their best seasons in a Lobo uniform. In the circle, Amber Linton recorded a MW-best 164 strikeouts and set a program record in strikeouts per game at 7.24, besting her own program record of 6.97 she set in 2022. Her 14 complete games doubled her total from the previous year and she also registered 15 games with five or more strikeouts and three games with 10-plus strikeouts, an improvement over last season as well.
- In Dickson's first two years, the Lobos also cultivated a standard of success in the classroom, producing the two highest GPAs in program history during the 2023-24 academic year after establishing a program record of 3.59 in the fall and besting that with a 3.63 in the spring. Additionally, the Lobos added a 3.58 GPA in the fall of 2024, the third-highest GPA in program history, signifying the last three semesters have been the three highest in program history. In total, Dickson's last four semesters have produced four of the top-5 highest GPAs in the last 10 years (not including COVID year). In the last five semesters under Dickson, the team GPA has improved from 3.47 to 3.63. The Lobos had a program-record 16 on the Spring 2023 Academic All-Mountain West Team and a program-record 12 named a MW Scholar-Athlete, which improved to a MW- and program-best 20 MW Scholar-Athletes in 2024 and 14 on the Spring 2024 Academic All-Mountain West Team.

A LITTLE HISTORY LESSON

- Last season, the Lobos recorded a sweep of Utah State, making some history in the process.
- It marked the first sweep over the Aggies since 1989 and the first sweep of a Mountain West opponent since 2016 (Colorado State). Further, UNM won the series against USU for the first time since 2021.
- Combined with the win in the series finale in 2023, the now four-game win streak matches the all-time longest win streak against the Aggies, that was last done between April 15, 1988 and April 22, 1989.
- UNM hit five home runs in Friday's game from five different batters, the first time since 2012 that the Lobos finished with five home runs in a game, and the third time UNM has hit multiple home runs in a game in 2024.
- Dating back to the last 20 years, it is the second-most home runs hit in a game, with six the most hit back on March 22, 2015 against Utah State.
- The five runs in the fourth inning was the second-most runs scored in an inning in 2024, only behind seven runs scored in the second inning of the Feb. 18 game against Marist.

PRESEASON PROJECTION

- The Lobos were picked eighth in the Mountain West preseason poll with 17 points. UNM finished five points behind Utah State.

NEW LOOK FOR LOBO SOFTBALL FIELD

- Lobo Softball Field underwent a renovation that added turf to the outfield and a red halo around the edge of the field. The renovation was completed in January 2025.



SEASONS Stats



DeNae Vasquez-Dickson
15-game streak of reaching base, .523
slugging %, .474 on-base %, 24 hits,
13 RBI, 3 triples!, 6 sac bunts*

*Team high !Tied for team high

Ashley Archuleta

11-game streak of reaching base,
.571 slugging %*, 3 triples!,
4 doubles, 11 walks

*Team high !Tied for team high



Allie Williams

.400 batting average*, 7 doubles*,
.476 on-base %*, 28 hits*, 13 RBI,
11 walks, 35 total bases*, 7 multiple-hit
games*, 4-multiple RBI games*

*Team high

Jessica DeLeon

.519 slugging %, .464 on-base %, 15 RBI*, 19 hits, 2 HRs!, 13 walks*

*Team high !Tied for team high



Natalie Fritz

48 strikeouts, 24 K ,
4 games with 5+ strikeouts

NEW MEXICO SOFTBALL





S O F T B A L L

Season Stats

4 complete games

**3 solo shutouts and 1
combined shutout**

9 games of 4.0+ IP

**6 games with 5+
strikeouts**

**6 games throwing 3.0+
innings and allowing 1
run or less**

67 strikeouts (24 K)



Ma Kenna
GUEST

NEW MEXICO

NUMERICAL ROSTER

#	NAME	POS	HT	YR	B/T	HOMETOWN (PREVIOUS SCHOOL)
00	DeNae Vasquez-Dickson	OF	5-4	So.	L/L	Grapevine, Texas (Colleyville Heritage HS)
1	Gabrielle Briones	UTIL	5-3	So.	R/R	Mesquite, Texas (Mesquite HS)
2	Caprice Barela	P	5-6	Fr.	L/R	Las Cruces, N.M. (Centennial HS)
3	Ella Dawson	P	5-9	Fr.	R/R	Aldie, Va. (John Champe HS)
4	Ava Castillo	OF	5-4	Fr.	L/R	Mansfield, Texas (Pantego Christian Academy)
5	Lexi Atcitty	P	6-0	RS-So.	L/L	Lehi, Utah (BYU)
7	Ashley Archuleta	INF	5-4	Sr.	L/R	Rio Rancho, N.M. (Cleveland HS)
8	Katherine Brunner	INF	5-7	So.	R/R	Katy, Texas (James E. Taylor HS)
9	Jewels Hanawahine	UTIL	5-9	So.	R/R	Waimanalo, Hawai'i (Kamehameha Kapalama)
10	Allie Williams	OF	5-5	Fr.	R/R	Houston, Texas (Episcopal HS)
11	Adelaide Haack	UTIL	5-7	Fr.	R/R	Oklahoma City, Okla. (Westmoore HS)
12	Alina Ortiz	P	5-6	So.	R/R	Corona, Calif. (Centennial HS)
13	Mya Pacheco	INF	5-3	Fr.	R/R	Rio Rancho, N.M. (V. Sue Cleveland HS)
16	Brooke Umali	P	5-3	So.	L/L	Burlingame, Calif. (Aragon HS)
18	Grace Rana	C	5-6	Jr.	R/R	Queen Creek, Ariz. (Queen Creek HS)
20	Emma Bramson	INF	5-7	Sr.	R/R	Valencia, Calif. (Valencia HS)
21	Taylor Morgan	OF	5-6	Jr.	R/R	Gallup, N.M. (Trinidad State College)
23	McKenna Guest	P	5-6	So.	R/R	Pattonville, Texas (Prairiland HS)
24	Georgia Heathcock	UTIL	5-8	Jr.	R/R	Little Elm, Texas (UC San Diego)
25	Nova Montes	P	5-8	Jr.	R/R	Covina, Calif. (Paris Junior College)
26	Jasmyn Lloyd	UTIL	5-4	Fr.	R/R	Grand Prairie, Texas (South Grand Prairie HS)
27	Hayden Luderer	UTIL	5-5	So.	R/R	Thousand Oaks, Calif. (Louisville HS)
28	Jessica DeLeon	C/INF	5-7	Fr.	L/L	San Marcos, Texas (San Marcos HS)
33	Sydney Carithers	C/INF	5-6	Sr.	R/R	Fort Worth, Texas (Stephen F. Austin)
34	Miracle McKenzie	INF	5-10	Fr.	R/R	Long Beach, Calif. (St. Anthony HS)
38	Keyannah Chavez	OF	5-1	Jr.	L/L	Leander, Texas (Glen HS)
44	Natalie Fritz	P	6-0	Fr.	R/R	Chandler, Ariz. (Basha HS)
77	Marina Tinari	P/OF	5-4	So.	L/L	Castle Rock, Colo. (Florida Gulf Coast)

COACHING STAFF

Head Coach: Nicole Dickson	3rd season	Eastern New Mexico
Assistant Coach: Morgan Spearman	3rd season	Angelo State
Assistant Coach: Sophie Hannabas	2nd season	Stephen F. Austin
Assistant Coach: Mackenzie Bennett	1st season	Stephen F. Austin

HOME

ARIZONA (2)

Natalie Fritz, Grace Rana

CALIFORNIA (6)

Emma Bramson, Hayden Luderer, Miracle McKenzie, Nova Montes, Alina Ortiz, Brooke Umali

COLORADO (1)

Marina Tinari

HAWAII (1)

Jewels Hanawahine

NEW MEXICO (4)

Ashley Archuleta, Caprice Barela, Taylor Morgan, Mya Pacheco

OKLAHOMA (1)

Adelaide Haack

TEXAS (11)

Gabrielle Briones, Katherine Brunner, Sydney Carithers, Ava Castillo, Keyannah Chavez, Jessica DeLeon, McKenna Guest, Georgia Heathcock, Jasmyn Lloyd, Danae Vasquez-Dickson, Allie Williams

UTAH (1)

Lexi Atcitty

VIRGINIA (1)

Ella Dawson

PRONUNCIATION GUIDE

9	Jewels HANAWAHINE	HA-nah-WHA-he-nay
11	Adelaide HAACK	HAWK
16	Brooke UMALI	OOH-mall-e
18	Grace RANA	RAIN-ah
27	Hayden LUDERER	Lew-DUR-urr

CLASS

SENIORS (3)

7	Ashley Archuleta	INF
20	Emma Bramson	INF
33	Sydney Carithers	C

JUNIORS (5)

38	Keyannah Chavez	OF
24	Georgia Heathcock	UTIL
25	Nova Montes	P
21	Taylor Morgan	OF
18	Grace Rana	C

SOPHOMORES (10)

5	Lexi Atcitty (RS)	p
1	Gabrielle Briones	INF
8	Katherine Brunner	INF
23	McKenna Guest	RHP
9	Jewels Hanawahine	INF
27	Hayden Luderer	UTIL
12	Alina Ortiz	P
77	Marina Tinari	P/OF
16	Brooke Umali	LHP
00	DeNae Vasquez-Dickson	OF

FRESHMEN (10)

2	Caprice Barela	P
4	Ava Castillo	OF
3	Ella Dawson	P
28	Jessica DeLeon	C/INF
44	Natalie Fritz	P
11	Adelaide Haack	UTIL
26	Jasmyn Lloyd	UTIL
34	Miracle McKenzie	INF
13	Mya Pacheco	INF
10	Allie Williams	OF

POSITIONAL BREAKDOWN

PITCHERS (8)

2	Caprice Barela
3	Ella Dawson
5	Lexi Atcitty
12	Alina Ortiz
16	Brooke Umali
23	McKenna Guest
25	Nova Montes
44	Natalie Fritz

CATCHERS (1)

18	Grace Rana
----	------------

CATCHER/INFIELDER (2)

28	Jessica DeLeon
33	Sydney Carithers

INFIELDERS (5)

7	Ashley Archuleta
8	Katherine Brunner
13	Mya Pacheco
20	Emma Bramson
34	Miracle McKenzie

OUTFIELDERS (5)


00	DeNae Vasquez-Dickson
4	Ava Castillo
10	Allie Williams
21	Taylor Morgan
38	Keyannah Chavez

UTILITY (6)

1	Gabrielle Briones
9	Jewels Hanawahine
11	Adelaide Haack
24	Georgia Heathcock
26	Jasmyn Lloyd
27	Hayden Luderer

PITCHER/OUTFIELDER (1)

77	Marina Tinari
----	---------------



DeNae Vasquez-Dickson
OF • 5-4 • SO. • L/L
Grapevine, Texas



Gabrielle Briones
UTIL • 5-3 • SO. • R/R
Mesquite, Texas



Caprice Barela
P • 5-6 • FR. • L/R
Las Cruces, N.M.



Ella Dawson
P • 5-9 • FR. • R/R
Aldie, Va.



Ava Castillo
OF • 5-4 • FR. • L/R
Mansfield, Texas



Lexi Atcitty
P • 6-0 • RS-SO. • L/L
Lehi, Utah



Ashley Archuleta
INF • 5-4 • SR. • L/R
Rio Rancho, N.M.



Katherine Brunner
INF • 5-7 • SO. • R/R
Katy, Texas



Jewels Hanawahine
UTIL • 5-9 • SO. • R/R
Waimanalo, Hawai'i



Allie Williams
OF • 5-5 • FR. • R/R
Houston, Texas



Adelaide Haack
UTIL • 5-7 • FR. • R/R
Oklahoma City, Okla.



Alina Ortiz
P • 5-6 • SO. • R/R
Corona, Calif.



Mya Pacheco
INF • 5-3 • FR. • R/R
Rio Rancho, N.M.



Brooke Umali
P • 5-3 • SO. • L/L
Burlingame, Calif.



Grace Rana
C • 5-6 • JR. • R/R
Queen Creek, Ariz.



Emma Bramson
INF • 5-7 • SR. • R/R
Valencia, Calif.



Taylor Morgan
OF • 5-6 • JR. • R/R
Gallup, N.M.



McKenna Guest
P • 5-6 • SO. • R/R
Pattonville, Texas



Georgia Heathcock
UTIL • 5-8 • JR. • R/R
Little Elm, Texas



Nova Montes
P • 5-8 • JR. • R/R
Covina, Calif.



Jasmyn Lloyd
UTIL • 5-4 • FR. • R/R
Grand Prairie, Texas



Hayden Luderer
UTIL • 5-5 • SO. • R/R
Thousand Oaks, Calif.



Jessica DeLeon
C/INF • 5-7 • FR. • L/L
San Marcos, Texas



Sydney Carithers
C/INF • 5-6 • SR. • R/R
Fort Worth, Texas



Miracle McKenzie
INF • 5-10 • FR. • R/R
Long Beach, Calif.



Keyannah Chavez
OF • 5-1 • JR. • L/L
Leander, Texas



Natalie Fritz
P • 6-0 • FR. • R/R
Chandler, Ariz.



Marina Tinari
P/OF • 5-4 • SO. • L/L
Castle Rock, Colo.



Nicole Dickson
Head Coach



Morgan Spearman
Assistant Coach



Sophie Hannabas
Assistant Coach



Mackenzie Bennett
Assistant Coach

HEAD COACH NICOLE DICKSON



Nicole Dickson enters her third season as head coach of the Lobo softball program in 2024-25. Hired on June 3, 2022, Dickson is the sixth head coach in program history.

The Lobos took significant statistical strides in her first year in Albuquerque, producing numbers that hadn't been achieved in several years. Of note, UNM's .299 batting average was the best since 2015 and tied the best average for the program in the last 11 years. The 399 hits and 231 runs scored were the most since 2015 and 2016, respectively, and the 214 RBI and .368 on-base percentage were the highest since 2015. The team's 14 triples were the most in a single season since 2010 and the Lobos' 40 stolen bases were the most since 2013. Defensively, the Lobos led the MW with 22 double plays, the most turned since 2015 and the four shutouts were the most since 2013.

Additionally, UNM jumped in the NCAA rankings from a season ago in eight categories: batting average (a ranking improvement of 86 spots), triples per game (88 spots), stolen bases per game (87 spots), runs (49 spots), on-base percentage (46 spots), slugging percentage (12 spots), shutouts (16 spots) and double plays turned (141 spots). The Lobos ranked 45th in batting average, 27th in double plays per game, 29th in triples per game, 68th in on-base percentage and 88th in slugging percentage.

It didn't take long to see the potential as with UNM's season-opening win over Nicholls, Dickson became just the second Lobo head coach in program history to win in their coaching debut, doing so with the largest margin of victory (12-3 in five innings). Three games later, Dickson and the Lobos made more history, beating No. 19 Oregon State 8-0 in five innings for UNM's first win over a ranked opponent since 2016 and UNM's first run-rule win over a ranked opponent since 2012.

During the season, Dickson guided the Lobos to their first series win over Nevada since 2015, UNM's 8-0 win over SJSU on March 25 was the first shutout against the Spartans since May 8, 2015, and the 12 runs scored against CSU on April 16 were the most runs the Lobos have scored against the Rams since April 15, 2016. In the March 19th win at Utah State, the Lobos finished with 18 hits, 15 runs and struck out 14 Aggies, with the 18 hits the most since 2018 and the 15 runs were the most since 2019. The 15 runs were the most against the Aggies since April 26, 2014, and the 14 strikeouts by Amber Linton were the most in a game by a Lobo since 2013.

Among the conference, UNM had players in the top four in the MW in batting average (Rachael Hathoot second at .396 and Peyton Robinson fourth at .380), two players in the top 5 in the MW in hits (Robinson fourth at 60 and Hathoot fifth at 59), two players in the top 2 in triples (Hathoot first at seven and Ashley Archuleta tied for second at 5) and had two MW Player of the Week, one Pitcher of the Week and two Freshman of the Week honors.

UNM produced two All-Mountain West First Team members in Archuleta and Hathoot, who each had their best seasons in a Lobo uniform.

Hathoot produced her best season as a Lobo with 59 hits, nine doubles, seven triples, 31 RBI, 91 total bases, 12 walks, 38 runs scored, a .396 batting average, .452 on-base percentage and .611 slugging percentage and her seven triples tied for the third most in a single season in program history, last done in 1998. Her 59 hits were more than her freshman and sophomore seasons combined, as were her total bases. Further, she had a career-best 15-game hit streak and career-best 20-game streak of reaching base, while also leading the team with 18 multiple hit games, five games with three hits and had seven multiple RBI games with a career-high five RBI against NMSU. Among the MW, the Lobo led the MW in triples and assists (114), was second in fielding double plays, second in batting average, fifth in hits, eighth in slugging percentage and total bases and ninth in on-base percentage. Archuleta finished with 43 hits, four doubles, five triples (tied for the ninth most in a single season in program history) and three home runs, 25 RBI and 66 total bases, had a .508 slugging percentage, .331 batting average and .401 on-base percentage. She finished her best season as a Lobo in terms of home runs, triples, batting average, slugging percentage and stolen bases.

In the circle, Amber Linton recorded a MW-best 164 strikeouts and set a program record in strikeouts per game at 7.24, besting her own program record of 6.97 she set in 2022. Her 14 complete games doubled her total from the previous year and she also registered 15 games with five or more strikeouts and three games with 10-plus strikeouts, an improvement over last season as well.

Nationally, Hathoot finished 53rd in the NCAA in batting average, fifth in triples and seventh in triples per game, Archuleta finished 28th in triples and 30th in triples per game, Robinson finished 30th in sacrifice bunts and Linton finished 58th in strikeouts.

"I am excited to have Nicole join the Lobo Family," said Vice President/Director of Athletics Eddie Nuñez at the time of her hire. "She has been highly successful at multiple levels, and she has a history of building programs. Her vision for what Lobo Softball can be, and how to build it, is what we need to bring our program to a championship level."

Prior to arriving at UNM, Dickson spent six seasons as the head coach at Stephen F. Austin, with the Ladyjacks surpassing 30 wins in four of five seasons and were on pace for another stellar result in the shortened 2020 season with a 19-4 record. Through her six seasons, Dickson compiled a 169-123 record and was named the 2021 Southland Conference Coach of the Year.

Under her leadership, SFA had 20 all-conference selections, as well as two hitter of the year and pitcher of the year selections, a player of the year and a freshman of the year.

"I am grateful for the opportunity to join UNM Athletics," Dickson stated upon her selection as the new Lobo head coach. "I really value, and aligned with, the core values and vision for the program. Both Eddie Nuñez and Deputy A.D. for External Affairs Dave Williams are all in, and are willing to support the student-athletes to have a quality experience and want to see softball be successful. I loved the community and coaches and the beautiful campus sells itself."

"I am excited to work with the student-athletes and develop a competitive, hard-working culture focused on getting better every day. The goal is to compete for championships and represent the campus and community positively on and off the field."

In her last season at SFA, the Ladyjacks went 18-6 in conference play and 31-27 overall, winning the Southwest Division and advancing to the WAC Tournament final as the No. 2 seed. The Ladyjacks had three players make the All-WAC team with Cassidy Wilbur claiming Pitcher of the Year. Wilbur struck out a conference-best 219 batters, holding the opposition to a .211 batting average while recording a WAC-high 37 appearances and tying the WAC lead in wins with 19. In her 18 complete games, she recorded a conference-high six shutouts.

Prior to that, the Ladyjacks won their second Southland Conference regular season title in 2021 with a 35-12 overall and 25-2 conference record, resulting in Dickson being selected Coach of the Year.

As a result of Dickson's and the Ladyjacks' success, three players were named to the 2021 NFCA All-Region Division I teams, with two first team selections and a third team selection. In addition, under her guidance, SFA had seven named to the all-conference teams that included the Southland Conference's Pitcher of the Year, Hitter of the Year and Player of the Year. Wilbur was also named Southland Conference Pitcher and Player of the Year in the league, the first time a Ladyjack has collected both honors simultaneously, as well as named a JWOS All-American Second Team.

Further, in 2021, the program set three program records. SFA's 25 league wins and just two conference losses were a program best, with the team setting another program record with 18 consecutive wins.

In the shortened 2020 season, Dickson and the Ladyjacks went 19-4 and set a program record with a then-13 consecutive wins with a NCAA Division I best nine true road wins. In the 2019, SFA went 36-23, compiling wins over Power Five programs Illinois, Mississippi State, Indiana and Baylor.

Before taking the helm at SFA, Dickson gained experience as the head coach at Tyler Junior College (2013-16) and a spent a year as the head coach at Paris Junior College (2012-13). Dickson got her start in coaching as a graduate assistant at Hardin-Simmons in 2008 before getting her first coaching job as an assistant coach at Howard College in 2010.

Dickson earned a B.S. in health and physical education from Eastern New Mexico in 2008 and earned a master's in sports management and kinesiology from Hardin-Simmons in 2009.

In addition, Coach Dickson's first win at SFA was against UNM (a 5-1 win on Feb. 17, 2017).

HEAD COACH NICOLE DICKSON

YEAR-BY-YEAR

YEAR	SCHOOL	OVERALL	CONFERENCE
2025	New Mexico	10-11-1 (.477)	0-0 (.000)
2024	New Mexico	16-38 (.296)	8-14 (.364)
2023	New Mexico	19-31 (.380)	6-16 (.273)
2022	Stephen F. Austin	31-27 (.534)	18-6 (.750)
2021	Stephen F. Austin	35-12 (.745)	25-2 (.926)
2020	Stephen F. Austin	19-4 (.826)	3-0 (1.000)
2019	Stephen F. Austin	36-23 (.610)	18-9 (.667)
2018	Stephen F. Austin	31-24 (.564)	18-9 (.667)
2017	Stephen F. Austin	17-33 (.340)	9-15 (.375)
2016	Tyler JC	60-6 (.909)	27-1 (.964)
2015	Tyler JC	39-18 (.684)	18-10 (.643)
2014	Tyler JC	Hired to start softball program	
2013	Paris JC		
2012	Paris JC		

COACHING HISTORY

2017-22: Stephen F. Austin, Head Coach
 2013-16: Tyler Junior College, Head Coach
 2012-13: Paris Junior College, Head Coach
 2010-12: Howard College, Assistant Coach
 2008-09: Hardin-Simmons, Graduate Assistant

COACH DICKSON UNM RECORDS

OPPONENT	Series	H	A	N
Abilene Christian	0-2		0-2	
Alabama State	2-0			2-0
Arizona State	0-1		0-1	
Boise State	1-5	0-3	1-2	
Buffalo	3-0			3-0
Cal	0-1			0-1
Cal State Bakersfield	2-0	2-0		
Charlotte	1-0			1-0
Chattanooga	0-1			0-1
Cleveland State	0-1			0-1
Colorado State	1-3	1-1	0-2	
Creighton	1-0			1-0
Fordham	0-1			0-1
Fresno State	2-4	2-1	0-3	
Grand Canyon	0-2		0-2	
Hawaii'i	1-1		1-1	
Houston	1-2		0-2	1-0
Houston Christian	2-1		2-0	0-1
Louisiana	0-1		0-1	
LSU	0-2		0-2	
Manhattan	1-0			1-0
Marist	2-0			2-0
McNeese	0-1		0-1	
Minnesota	0-1			0-1
Mississippi State	0-2		0-2	
Montana	1-0			1-0
Nebraska	0-2			0-2
Nevada	2-4	2-1	0-3	
New Mexico State	1-4	1-1	0-3	
Nicholls	1-0		1-0	
North Dakota	1-1			1-1
North Texas	0-2		0-2	
Northwestern State	1-0			1-0
Oklahoma State	0-1			0-1
Oregon State	1-1			1-1
Pacific	0-1			0-1
Sam Houston	0-1		0-1	
San Diego State	0-5	0-2	0-3	
San José State	3-3	2-1	1-2	
Santa Clara	0-1			0-1
St. John's	0-0-1			0-0-1
St. Thomas	1-1			1-1
Stephen F. Austin	1-1			1-1
Tarleton State	0-1		0-1	
Tennessee State	1-0			1-0
Texas A&M- CC	1-0			1-0
Texas Southern	2-0			2-0
Texas State	0-2		0-2	
Texas Tech	0-6	0-1	0-4	
Toledo	1-0			1-0
UConn	0-1			0-1
UNLV	1-4	1-2	0-2	
Utah State	4-2	3-0	1-2	
UTEP	2-3	2-1	0-2	
Washington	0-1			0-1
	45-80-1	16-14	7-48	22-18-1

RANKED WINS AT UNM

No. 19 Oregon State 8-0 (5) 2/11/23

OVERALL RANKED WINS

No. 16 Indiana 1-0 3/1/19
 No. 24 Mississippi St. 1-0 2/10/19
 No. 25 Illinois 7-2 2/23/19
 No. 19 Oregon State 8-0 (5) 2/11/23

COACH DICKSON ALL-TIME RECORDS

OPPONENT	Series	H	A	N
Abilene Christian	9-11	2-4	7-7	
Alabama State	2-0			2-0
Arizona State	0-1		0-1	
Arkansas-Pine Bluff	1-0			1-0
Austin Peay	1-0			1-0
Baylor	1-3	0-1	1-2	
Belmont	1-0			1-0
Boise State	1-5	0-3	1-2	
Bowling Green	0-1			0-1
Buffalo	3-0			3-0
Butler	1-1			1-1
Cal	0-1			0-1
Cal State Bakersfield	2-0	2-0		
Central Arkansas	6-6	2-1	4-4	0-1
Charlotte	1-0			1-0
Chattanooga	0-1			0-1
Cleveland State	0-1			0-1
Colorado State	1-3	1-1	0-2	
Coppin State	1-0			1-0
Creighton	1-0			1-0
Drake	1-0			1-0
Evansville	0-1			0-1
Fordham	0-1			0-1
Fresno State	2-4	2-1	0-3	
Georgia State	0-1			0-1
Grambling State	1-0			1-0
Grand Canyon	1-3		0-2	1-2
Hawaii'i	1-1		1-1	
Hofstra	1-0			1-0
Houston	1-4		0-4	1-0
Houston Baptist (now HCU)	12-3	7-2	5-0	0-1
Illinois	1-0			1-0
Illinois State	0-1			0-1
Incarinate Word	11-1	2-1	9-0	
Indiana	1-0			1-0
Jackson State	3-0	1-0		2-0
Jacksonville	1-1			1-1
Jacksonville St.	1-0			1-0
Kansas	0-3			0-3
Kent State	1-0			1-0
Lamar	15-6	7-5	8-1	
Louisiana	0-3		0-3	
Louisiana-Monroe	6-3	1-1	4-2	1-0
LSU	0-6		0-6	
Louisiana Tech	2-4	2-1	0-2	0-1
Manhattan	1-0			1-0
Marist	2-0			2-0
Maryland	1-0			1-0
McNeese	4-10	4-3	0-5	0-2
Memphis	3-0	2-0		1-0
Middle Tennessee	4-0	1-0		3-0
Minnesota	0-1			0-1
Mississippi State	1-5		1-5	
Mississippi Valley	2-1			2-1
Missouri	0-1		0-1	
Missouri State	1-5		0-1	1-4
Montana	1-0			1-0
Nebraska	0-2			0-2
Nevada	2-4	2-1	0-3	
New Mexico	2-0			2-0
New Mexico State	1-4	1-1	0-3	
Nicholls	5-5	4-2	1-3	
North Dakota	1-1			1-1
North Texas	0-6		0-6	
Northern Iowa	2-0			2-0
Northwestern State	9-3	6-3	1-0	2-0
Oklahoma State	0-1			0-1
Ole Miss	0-3		0-3	
Oregon	0-1			0-1
Oregon State	1-1			1-1
Pacific	0-1			0-1
Pitt	0-1			0-1
Prairie View	6-0	2-0	4-0	
Purdue	2-0			2-0
Sam Houston State	13-7	5-1	8-5	0-1
San Diego State	0-5	0-2	0-3	
San José State	3-3	2-1	1-2	
Santa Clara	0-1			0-1
Seattle	2-0			2-0
South Alabama	2-3		2-3	
South Dakota State	0-1			0-1
Southeastern La.	1-3		1-2	0-1
Southern	3-0			3-0
Southern Illinois	0-1			0-1
Southern Miss	1-1		1-1	
St. John's	0-0-1			0-0-1
St. Thomas	1-1			1-1
Stephen F. Austin	1-1			1-1
Syracuse	0-1			0-1
Tarleton State	6-3	2-1	3-1	1-1
Tennessee State	1-0			1-0
Tennessee Tech	1-1			1-1
Texas Arlington	2-3	1-1	1-2	
Texas A&M	0-5		0-5	
Texas A&M-CC	9-1	3-0	5-1	1-0
Texas Southern	10-0	3-0	4-0	3-0
Texas State	0-2		0-2	
Texas Tech	0-7	0-1	0-4	0-2
Toledo	1-0			1-0
UConn	0-1			0-1
UMKC	0-2			0-2
UNLV	1-4	1-2	0-2	
USC Upstate	0-1			0-1
UTEP	2-3	2-1	0-2	
Utah State	4-2	3-0	1-2	
UT Martin	1-0			1-0
Valparaiso	1-0			1-0
Washington	0-1			0-1
Western Kentucky	0-2			0-2
Western Michigan	3-0			3-0
	214-201-1	73-41	74-109	67-53-1

SERIES HISTORY

SAINT JOSEPH'S
FIRST MEETING

UPENN
FIRST MEETING

SAN DIEGO
SERIES RECORD: 3-1

3/1/13	W	2-1 (11)
2/7/15	W	6-4 (9)
2/12/16	W	2-1
2/22/20	L	6-5

STAT COMPARISON

UNM SJU USD

OFFENSE			
AVG.	.263	.249	.296
OB %	.366	.368	.359
SLG%	.368	.377	.388
RUNS AVG.	104 4.7	61 4.1	94 4.3
HITS AVG.	153 7.0	90 6.0	182 8.3
BB AVG.	75 3.4	57 3.8	42 1.9
RBI	96	54	84
HR	8	9	7
SB-ATT	5-8	17-19	10-16
PITCHING			
ERA	3.60	5.16	4.31
SO AVG.	140 6.4	44 2.9	86 3.9
BB AVG.	75 3.4	57 3.8	71 3.2
OPP. AVG.	.257	.306	.293
FIELDING			
DP	4	2	7
FLD %	.968	.969	.965

PENN

OFFENSE	
AVG.	.224
OB %	.299
SLG%	.272
RUNS AVG.	9 1.5
HITS AVG.	28 4.7
BB AVG.	10 1.7
RBI	8
HR	1
SB-ATT	5-6
PITCHING	
ERA	8.18
SO AVG.	106 4.2
BB AVG.	15 2.5
OPP. AVG.	.319
FIELDING	
DP	1
FLD %	.935

UNM WHEN HOME/AWAY/NEUTRAL

STAT	HOME (0)	AWAY (10)	NEUTRAL (12)
RUNS		23	81
Opp		49	38
BAVG.		.196	.324
Opp		.284	.234
HITS		54	99
Opp		74	70
HR		3	5
SO		60	40
Opp		42	98
BB		27	48
Opp		39	30
ERA		4.35	2.95
Opp		1.44	6.78

BY MONTH

BATTING

MONTH	AVG.	G	AB	R	H	2B	3B	HR	RBI	TB	SLG%	BB	SO	OB%	SF	SH	SB	SBA
Feb.	.255	18	498	88	127	20	5	6	80	175	.351	61	92	.357	4	17	5	8
March	.313	3	83	16	26	3	2	2	16	39	.470	14	8	.420	1	3	0	0
April																		
May																		
TOT	.263	22	581	104	153	23	7	8	96	214	.368	75	100	.366	5	20	5	8

PITCHING

Month	ERA	W-L	G	CG	SHO	SV	IP	H	R	ER	SO	BB	2B	3B	HR	AVG.	WP	HBP
Feb.	3.56	8-10	19	3	3	1	122.0	128	74	62	120	63	18	4	11	.264	7	7
March	3.85	2-1	3	2	1	0	20.0	16	13	11	20	6	2	0	5	.213	1	2
April																		
May																		
TOT	3.60	10-11	22	5	4	1	142.0	144	87	73	140	69	20	4	16	.257	8	9

2025 MW PLAYERS OF THE WEEK

PLAYER OF THE WEEK PITCHER OF THE WEEK FRESHMAN OF THE WEEK

GAME-BY-GAME STARTERS

BY POSITION

DATE	OPPONENT	SP	C	1B	2B	SS	3B	LF	CF	RF	DP
2/6	Texas A&M-Corpus Christi	Guest	Carithers	McKenzie	Archuleta	Bramson	Brunner	Vas.-Dickson	Luderer	Chavez	Williams
2/6	Sam Houston	Tinari	Carithers	McKenzie	Archuleta	Bramson	Brunner	Vas.-Dickson	Luderer	Chavez	Williams
2/7	Houston Christian	Guest	Carithers	McKenzie	Archuleta	Bramson	Hanawahine	Chavez	Vas.-Dickson	Williams	DeLeon
2/7	Houston	Atcitty	DeLeon	McKenzie	Archuleta	Bramson	Carithers	Chavez	Vas.-Dickson	Williams	Tinari
2/8	Houston Christian	Atcitty	DeLeon	McKenzie	Archuleta	Bramson	Carithers	Chavez	Vas.-Dickson	Williams	Dawson
2/8	Houston	Guest	Carithers	McKenzie	Archuleta	Bramson	Hanawahine	Chavez	Vas.-Dickson	Williams	DeLeon
2/9	St. John's	Fritz	Carithers	McKenzie	Archuleta	Hanawahine	Bramson	Chavez	Vas.-Dickson	Williams	DeLeon
2/14	Fordham	Guest	DeLeon	McKenzie	Archuleta	Bramson	Carithers	Chavez	Luderer	Vas.-Dickson	Williams
2/14	St. Thomas	Atcitty	Carithers	Bramson	Pacheco	Brunner	Hanawahine	Chavez	Vas.-Dickson	Williams	DeLeon
2/15	Texas State	Tinari	Carithers	DeLeon	Pacheco	Brunner	Bramson	Chavez	Luderer	Vas.-Dickson	Williams
2/15	St. Thomas	Fritz	Carithers	Bramson	Archuleta	Brunner	Hanawahine	Chavez	Vas.-Dickson	Williams	DeLeon
2/16	Texas State	Guest	DeLeon	McKenzie	Archuleta	Brunner	Bramson	Chavez	Vas.-Dickson	Williams	Pacheco
2/21	North Dakota	Guest	DeLeon	McKenzie	Archuleta	Brunner	Carithers	Vas.-Dickson	Luderer	Williams	Chavez
2/22	Texas Southern	Fritz	Carithers	McKenzie	Archuleta	Brunner	Heathcock	Vas.-Dickson	Luderer	Williams	DeLeon
2/22	North Dakota	Atcitty	Carithers	McKenzie	Archuleta	Brunner	Hanawahine	Vas.-Dickson	Luderer	Williams	DeLeon
2/23	Texas Southern	Tinari	DeLeon	McKenzie	Archuleta	Brunner	Carithers	Vas.-Dickson	Luderer	Williams	Dawson
2/23	Tarleton State	Fritz	Carithers	McKenzie	Archuleta	Brunner	Luderer	Chavez	Vas.-Dickson	Williams	DeLeon
2/28	Northwestern State	Guest	DeLeon	McKenzie	Archuleta	Brunner	Carithers	Vas.-Dickson	Luderer	Williams	Dawson
2/28	Mississippi State	Fritz	Carithers	McKenzie	Hanawahine	Brunner	Heathcock	Vas.-Dickson	Luderer	Williams	DeLeon
3/1	Mississippi State	Guest	DeLeon	McKenzie	Carithers	Brunner	Bramson	Vas.-Dickson	Luderer	Williams	Dawson
3/1	Alabama State	Fritz	DeLeon	McKenzie	Bramson	Brunner	Carithers	Vas.-Dickson	Luderer	Williams	Archuleta
3/2	Alabama State	Guest	DeLeon	McKenzie	Bramson	Brunner	Carithers	Vas.-Dickson	Luderer	Williams	Archuleta
3/6	Saint Joseph's										
3/7	San Diego										
3/7	UPenn										
3/8	Saint Joseph's										
3/8	San Diego										
3/11	New Mexico State										
3/14	San José State										
3/15	San José State										
3/16	San José State										
3/18	UTEP										
3/21	San Diego State										
3/22	San Diego State										
3/23	San Diego State										
3/25	UC San Diego										
4/2	Utah State										
4/2	Utah State										
4/5	Boise State										
4/6	Boise State										
4/11	Colorado State										
4/12	Colorado State										
4/13	Colorado State										
4/17	at Fresno State										
4/18	at Fresno State										
4/19	at Fresno State										
4/22	UTEP										
4/25	Nevada										
4/26	Nevada										
4/27	Nevada										
5/1	UNLV										
5/2	UNLV										
5/3	UNLV										

BREAKDOWN

SP	C	1B	2B	SS	3B	LF	CF	RF	DP
Guest (9)	Carithers (12)	McKenzie (19)	Archuleta (16)	Brunner (14)	Carithers (8)	Chavez (11)	Luderer (13)	Williams (18)	DeLeon (9)
Fritz (6)	DeLeon (10)	Bramson (2)	Bramson (2)	Bramson (7)	Hanawahine (5)	Vas.-Dickson (11)	Vas.-Dickson (9)	Chavez (2)	Williams (4)
Atcitty (4)		DeLeon (1)	Pacheco (2)	Hanawahine (1)	Bramson (4)			Vas.-Dickson(2)	Dawson (4)
Tinari (3)			Carithers (1)		Brunner (2)				Archuleta (2)
			Hanawahine (1)		Heathcock (2)				Chavez (1)
					Luderer (1)				Pacheco (1)
									Tinari (1)

GAME-BY-GAME STARTERS

BY BATTING ORDER

DATE	OPPONENT	1	2	3	4	5	6	7	8	9
2/6	A&M-CC	Archuleta	Vas.-Dickson	McKenzie	Chavez	Williams	Carithers	Brunner	Bramson	Luderer
2/6	Sam Houston	Archuleta	Vas.-Dickson	McKenzie	Chavez	Williams	Brunner	Bramson	Carithers	Tinari
2/7	HCU	Archuleta	Vas.-Dickson	Chavez	Williams	McKenzie	DeLeon	Bramson	Carithers	Hanawahine
2/7	Houston	Chavez	Vas.-Dickson	Williams	Archuleta	McKenzie	DeLeon	Tinari	Carithers	Bramson
2/8	HCU	Williams	Vas.-Dickson	DeLeon	Chavez	Archuleta	McKenzie	Dawson	Carithers	Bramson
2/8	Houston	Vas.-Dickson	Williams	McKenzie	DeLeon	Archuleta	Chavez	Carithers	Bramson	Hanawahine
2/9	St. John's	Vas.-Dickson	Williams	Archuleta	DeLeon	Chavez	McKenzie	Carithers	Bramson	Hanawahine
2/14	Fordham	Vas.-Dickson	Williams	Archuleta	DeLeon	McKenzie	Chavez	Carithers	Bramson	Luderer
2/14	St. Thomas	Vas.-Dickson	Chavez	Williams	DeLeon	Brunner	Pacheco	Hanawahine	Bramson	Carithers
2/15	Texas State	Vas.-Dickson	Chavez	Williams	DeLeon	Brunner	Pacheco	Luderer	Carithers	Bramson
2/15	St. Thomas	Vas.-Dickson	Chavez	Williams	DeLeon	Brunner	Archuleta	Hanawahine	Bramson	Carithers
2/16	Texas State	Vas.-Dickson	Pacheco	Williams	DeLeon	Brunner	McKenzie	Archuleta	Bramson	Chavez
2/21	North Dakota	Archuleta	Williams	Vas.-Dickson	DeLeon	Brunner	Chavez	McKenzie	Carithers	Luderer
2/22	Texas So.	Archuleta	Vas.-Dickson	Williams	DeLeon	McKenzie	Brunner	Heathcock	Carithers	Luderer
2/22	North Dakota	Archuleta	Vas.-Dickson	Williams	DeLeon	McKenzie	Brunner	Hanawahine	Carithers	Luderer
2/23	Texas So.	Archuleta	Vas.-Dickson	Williams	DeLeon	McKenzie	Brunner	Dawson	Carithers	Luderer
2/23	Tarleton St.	Archuleta	Vas.-Dickson	Williams	DeLeon	McKenzie	Brunner	Chavez	Carithers	Luderer
2/28	NW St.	Archuleta	Vas.-Dickson	Williams	DeLeon	Dawson	Brunner	McKenzie	Carithers	Luderer
2/28	Miss. St.	Vas.-Dickson	Williams	DeLeon	McKenzie	Brunner	Heathcock	Carithers	Hanawahine	Luderer
3/1	Miss. St.	Vas.-Dickson	Williams	DeLeon	Dawson	Brunner	McKenzie	Carithers	Bramson	Luderer
3/1	Alabama St.	Archuleta	Vas.-Dickson	Williams	DeLeon	McKenzie	Brunner	Carithers	Bramson	Luderer
3/2	Alabama St.	Archuleta	Vas.-Dickson	Williams	McKenzie	DeLeon	Carithers	Brunner	Bramson	Luderer
3/6	Saint Joseph's									
3/7	San Diego									
3/7	UPenn									
3/8	Saint Joseph's									
3/8	San Diego									
3/11	New Mexico St.									
3/14	San José State									
3/15	San José State									
3/16	San José State									
3/18	UTEP									
3/21	San Diego State									
3/22	San Diego State									
3/23	San Diego State									
3/25	UC San Diego									
4/2	Utah State									
4/2	Utah State									
4/5	Boise State									
4/6	Boise State									
4/11	Colorado State									
4/12	Colorado State									
4/13	Colorado State									
4/17	at Fresno State									
4/18	at Fresno State									
4/19	at Fresno State									
4/22	UTEP									
4/25	Nevada									
4/26	Nevada									
4/27	Nevada									
5/1	UNLV									
5/2	UNLV									
5/3	UNLV									

BREAKDOWN

LEADOFF

Archuleta (11)
Vasquez-Dickson (9)
Chavez (1)
Williams (1)

2ND

Vasquez-Dickson (12)
Williams (6)
Chavez (3)
Pacheco (1)

3RD

Williams (12)
DeLeon (3)
McKenzie (3)
Archuleta (2)
Chavez (1)
Vasquez-Dickson (1)

CLEANUP

DeLeon (14)
Chavez (3)
McKenzie (2)
Archuleta (1)
Dawson (1)
Williams (1)

5TH

McKenzie (8)
Brunner (7)
Archuleta (2)
Williams (2)
Chavez (1)
Dawson (1)
DeLeon (1)

6TH

Brunner (7)
McKenzie (4)
Chavez (3)
Carithers (2)
DeLeon (2)
Pacheco (2)
Archuleta (1)
Heathcock (1)

7TH

Carithers (6)
Hanawahine (3)
Bramson (2)
Brunner (2)
Dawson (2)
McKenzie (2)
Archuleta (1)
Chavez (1)
Heathcock (1)
Luderer (1)
Tinari (1)

8TH

Carithers (11)
Bramson (10)
Hanawahine (1)

9TH

Luderer (12)
Bramson (3)
Hanawahine (3)
Carithers (2)
Chavez (1)
Tinari (1)

NEW MEXICO OVERALL STATISTICS

Record: 10-11-1 Home: 0-0 Away: 2-8 Neutral: 8-3-1 MW: 0-0

Player	avg	gp-gs	ab	r	h	2b	3b	hr	rbi	tb	slg%	bb	hp	so	gdp	ob%	sf	sh	sb-att	po	a	e	fld%
10 WILLIAMS, Allie	.400	22-22	70	6	28	7	0	0	13	35	.500	11	0	2	2	.476	1	0	0-1	29	0	1	.967
0 VASQUEZ-DICKSO	.369	22-22	65	18	24	4	3	0	13	34	.523	10	3	12	0	.474	0	6	1-1	25	4	1	.967
28 DELEON, Jessica	.352	22-20	54	6	19	3	0	2	15	28	.519	13	0	14	1	.464	2	0	0-0	75	4	1	.988
7 ARCHULETA, Ashley	.339	21-18	56	16	19	4	3	1	7	32	.571	11	3	7	0	.471	0	0	1-2	23	27	4	.926
27 LUDERER, Hayden	.267	21-14	30	10	8	0	0	1	9	11	.367	0	4	5	0	.353	0	4	0-0	16	2	1	.947
34 MCKENZIE, Miracle	.259	20-19	54	4	14	1	0	1	10	18	.333	4	2	6	1	.333	0	0	0-0	92	6	1	.990
3 DAWSON, Ella	.240	17-4	25	3	6	0	0	2	9	12	.480	2	1	8	0	.321	0	0	0-1	0	0	0	.000
8 BRUNNER, Katherine	.229	19-16	48	6	11	2	0	0	7	13	.271	3	1	10	2	.283	1	1	0-0	17	24	2	.953
38 CHAVEZ, Keyannah	.167	19-14	42	10	7	1	1	0	3	10	.238	6	0	13	0	.271	0	2	0-0	16	0	1	.941
33 CARITHERS, Sydney	.163	22-21	49	6	8	1	0	1	4	12	.245	5	5	6	0	.305	0	3	2-2	81	13	2	.979
20 BRAMSON, Emma	.105	22-15	38	7	4	0	0	0	2	4	.105	4	2	3	0	.227	0	3	1-1	41	21	3	.954

13 PACHECO, Mya	.333	6-3	12	1	4	0	0	0	3	4	.333	1	0	3	0	.385	0	0	0-0	1	3	0	1.000
77 TINARI, Marina	.143	6-2	7	0	1	0	0	0	0	1	.143	2	0	1	0	.333	0	0	0-0	0	2	0	1.000
9 HANAWAHINE, Jewels	.000	8-7	15	0	0	0	0	0	0	0	.000	0	1	6	0	.063	0	1	0-0	2	15	0	1.000
24 HEATHCOCK, Georgia	.000	8-2	13	1	0	0	0	0	0	0	.000	3	0	4	0	.188	0	0	0-0	2	2	0	1.000
18 RANA, Grace	.000	6-0	2	1	0	0	0	0	1	0	.000	0	0	0	0	.000	1	0	0-0	4	0	0	1.000
4 CASTILLO, Ava	.000	15-0	1	9	0	0	0	0	0	0	.000	0	0	0	0	.000	0	0	0-0	0	0	0	.000
11 HAACK, Adelaide	.000	2-0	0	0	0	0	0	0	0	0	.000	0	0	0	0	.000	0	0	0-0	0	0	0	.000
Totals	.263	22	581	104	153	23	7	8	96	214	.368	75	22	100	6	.366	5	20	5-8	426	141	19	.968
Opponents	.257	22	560	87	144	20	4	16	76	220	.393	69	9	140	1	.346	4	9	24-27	442	179	26	.960

LOB - Team (158), Opp (138). DPs turned - Team (4), Opp (8). IBB - Team (1), WILLIAMS 1.

(All games Sorted by Earned run avg)

Player	era	w-l	app	gs	cg	sho	sv	ip	h	r	er	bb	so	2b	3b	hr	b/avg	wp	hp	bk	sfa	sha
23 GUEST, McKenna	2.58	7-4	14	9	4	3/1	0	57.0	45	25	21	22	67	8	2	4	.212	0	4	0	2	2
44 FRITZ, Natalie	3.12	3-3	13	6	1	0/1	1	40.1	41	22	18	16	48	4	1	4	.258	2	0	0	1	3
2 BARELA, Caprice	4.04	0-0	4	0	0	0/0	0	8.2	7	7	5	6	7	1	0	1	.212	0	3	0	0	0
5 ATCITY, Lexi	4.04	0-1	11	4	0	0/0	0	26.0	28	19	15	11	15	2	1	4	.267	1	0	0	1	3
77 TINARI, Marina	8.56	0-3	6	3	0	0/0	0	9.0	16	11	11	10	3	3	0	3	.390	2	1	0	0	1

16 UMALI, Brooke	0.00	0-0	3	0	0	0/0	0	0.1	6	0	0	1	0	1	0	0	.857	1	1	0	0	0
25 MONTES, Nova	21.00	0-0	1	0	0	0/0	0	0.1	1	1	1	1	0	1	0	0	.500	2	0	0	0	0
3 DAWSON, Ella	42.00	0-0	1	0	0	0/0	0	0.1	0	2	2	2	0	0	0	0	.000	0	0	0	0	0
Totals	3.60	10-11	22	22	5	4/1	1	142.0	144	87	73	69	140	20	4	16	.257	8	9	0	4	9
Opponents	4.13	11-10	22	22	5	3/1	1	147.1	153	104	87	75	100	23	7	8	.263	12	22	0	5	20

PB - Team (5), CARITHERS 4, DELEON 1, Opp (2). SBA/ATT - CARITHERS (15-18), ATCITY (8-9), GUEST (7-8), DELEON (8-8), FRITZ (6-7), TINARI (2-2), BARELA (1-1).

LAST WEEK STATISTICS

Record: 3-2 Home: 0-0 Away: 0-2 Neutral: 3-0 MW: 0-0

Player	avg	gp-gs	ab	r	h	2b	3b	hr	rbi	tb	slg%	bb	hp	so	gdp	ob%	sf	sh	sb-att	po	a	e	fld%
7 ARCHULETA, Ashley	.538	4-3	13	5	7	2	1	0	0	11	.846	1	0	1	0	.571	0	0	0-0	3	0	0	1.000
28 DELEON, Jessica	.455	5-5	11	3	5	2	0	0	3	7	.636	4	0	2	0	.600	0	0	0-0	26	1	0	1.000
0 VASQUEZ-DICKSO	.438	5-5	16	4	7	0	1	0	5	9	.563	2	0	3	0	.500	0	2	0-0	4	0	0	1.000
10 WILLIAMS, Allie	.400	5-5	15	2	6	2	0	0	1	8	.533	3	0	0	0	.500	0	0	0-0	8	0	0	1.000
34 MCKENZIE, Miracle	.400	5-5	15	1	6	0	0	1	5	9	.600	1	0	0	0	.438	0	0	0-0	23	2	0	1.000
20 BRAMSON, Emma	.375	5-3	8	3	3	0	0	0	1	3	.375	1	1	1	0	.500	0	1	0-0	8	5	0	1.000
27 LUDERER, Hayden	.250	5-5	12	2	3	0	0	1	8	6	.500	0	1	1	0	.308	0	2	0-0	7	1	1	.889
3 DAWSON, Ella	.222	5-2	9	0	2	0	0	0	0	2	.222	1	0	4	0	.300	0	0	0-0	0	0	0	.000
33 CARITHERS, Sydney	.167	5-5	12	0	2	1	0	0	1	3	.250	0	2	1	0	.286	0	0	0-0	3	2	1	.833
8 BRUNNER, Katherine	.083	5-5	12	2	1	0	0	0	2	1	.083	1	1	3	1	.200	1	0	0-0	6	8	0	1.000

24 HEATHCOCK, Georgia	.000	3-1	4	1	0	0	0	0	0	0	.000	1	0	2	0	.200	0	0	0-0	0	0	0	.000
77 TINARI, Marina	.000	1-0	1	0	0	0	0	0	0	0	.000	0	0	0	0	.000	0	0	0-0	0	0	0	.000
38 CHAVEZ, Keyannah	.000	3-0	1	1	0	0	0	0	0	0	.000	2	0	1	0	.667	0	0	0-0	0	0	0	.000
9 HANAWAHINE, Jewels	.000	1-1	1	0	0	0	0	0	0	0	.000	0	1	0	0	.500	0	0	0-0	1	3	0	1.000
18 RANA, Grace	.000	3-0	0	1	0	0	0	0	1	0	.000	0	0	0	0	.000	1	0	0-0	4	0	0	1.000
4 CASTILLO, Ava	.000	4-0	0	3	0	0	0	0	0	0	.000	0	0	0	0	.000	0	0	0-0	0	0	0	.000
Totals	.323	5	130	28	42	7	2	2	27	59	.454	17	6	19	1	.419	2	5	0-0	93	25	3	.975
Opponents	.244	5	123	22	30	2	1	8	20	58	.472	11	2	32	0	.316	0	1	4-4	94	41	5	.964

LOB - Team (38), Opp (22). DPs turned - Team (0), Opp (2).

(Bulldog Invitational Sorted by Earned run avg)

Player	era	w-l	app	gs	cg	sho	sv	ip	h	r	er	bb	so	2b	3b	hr	b/avg	wp	hp	bk	sfa	sha
44 FRITZ, Natalie	2.10	1-1	2	2	1	0/0	0	10.0	8	5	3	3	10	1	0	1	.205	0	0	0	0	0
23 GUEST, McKenna	2.92	2-1	3	3	2	1/0	0	12.0	9	6	5	1	19	0	1	2	.196	0	0	0	0	0
2 BARELA, Caprice	3.15	0-0	2	0	0	0/0	0	6.2	6	3	3	4	3	1	0	1	.240	0	2	0	0	0
77 TINARI, Marina	21.00	0-0	1	0	0	0/0	0	1.0	2	3	3	2	0	0	0	2	.400	0	0	0	0	0
5 ATCITY, Lexi	26.25	0-0	2	0	0	0/0	0	1.1	5	5	5	1	0	0	0	2	.625	1	0	0	0	1
Totals	4.29	3-2	5	5	3	1/0	0	31.0	30	22	19	11	32	2	1	8	.244	1	2	0	0	1
Opponents	5.59	2-3	5	5	1	0/0	0	31.1	42	28	25	17	19	7	2	2	.323	4	6	0	2	5

PB - Team (1), CARITHERS 1, Opp (1). SBA/ATT - DELEON (2-2), GUEST (2-2), FRITZ (1-1), ATCITY (1-1), CARITHERS (1-1).

BATTING**GAME-BY-GAME STATISTICS**

Date	Opponent	ab	r	h	rbi	2b	3b	hr	tb	bb	ibb	sb	cs	hbp	sac	sf	gdp	k	po	a	e	lob	avg
Feb 06	vs A&M-Corpus Chri	19	8	7	8	3	1	0	12	4	0	0	0	2	2	0	0	1	15	6	1	5	.368
Feb 06	at Sam Houston	22	0	2	0	0	0	0	2	5	0	0	0	0	1	0	0	2	18	10	2	7	.220
Feb 7	at Houston Christian	23	1	3	1	0	0	0	3	3	0	1	0	0	0	0	0	5	21	11	0	4	.188
Feb 07	at HOUSTON	30	8	8	7	0	0	1	11	4	0	0	0	1	2	0	0	4	20	9	2	8	.213
Feb 08	at Houston Christian	27	3	4	2	0	0	0	4	2	0	1	0	1	1	0	0	6	21	6	1	7	.198
Feb 08	at HOUSTON	42	4	13	3	1	0	1	17	3	1	0	0	0	0	0	1	3	28	13	1	11	.227
Feb 09	vs St. John's	27	2	4	1	1	0	0	5	2	0	1	0	1	2	0	0	7	21	7	1	9	.216
Feb 14	vs Fordham	24	2	5	2	0	1	0	7	4	0	0	0	0	0	1	1	2	18	3	2	6	.215
Feb 14	vs St. Thomas	26	8	10	8	1	1	0	13	5	0	0	0	2	1	1	0	5	21	3	0	9	.233
Feb 15	at Texas State	26	0	4	0	0	0	0	4	1	0	0	0	0	0	0	0	8	18	8	0	6	.226
Feb 15	vs St. Thomas	30	4	9	4	0	0	0	9	2	0	0	0	1	1	0	0	9	18	6	0	9	.233
Feb 16	at Texas State	29	2	7	2	0	0	0	7	2	0	0	0	1	0	0	0	8	18	5	2	9	.234
Feb 21	vs Hawks	24	2	5	2	1	0	0	6	5	0	2	1	2	1	0	1	5	21	4	1	9	.232
Feb 22	vs Texas Southern	27	10	11	9	4	1	1	20	5	0	0	1	2	2	0	0	2	21	4	0	8	.245
Feb 22	vs Hawks	28	9	11	9	2	1	2	21	2	0	0	1	1	1	1	1	3	21	13	2	3	.255
Feb 23	vs Texas Southern	25	13	8	11	3	0	1	14	7	0	0	0	1	1	0	0	2	15	4	0	6	.259
Feb 23	at Tarleton State	22	0	0	0	0	0	0	0	2	0	0	0	1	0	0	1	9	18	4	1	4	.246
Feb 28	vs Northwestern Sta	23	11	13	10	4	0	0	17	2	0	0	0	1	2	1	0	3	15	1	1	5	.262
Feb 28	at Mississippi State	24	1	3	1	0	0	0	3	1	0	0	0	3	0	0	0	8	18	4	0	6	.255
Mar 01	at Mississippi State	30	4	10	4	1	1	1	16	4	0	0	0	0	0	0	1	7	18	8	0	9	.259
Mar 01	vs Alabama State	24	6	9	6	1	1	1	15	4	0	0	0	1	3	0	0	1	21	5	2	8	.264
Mar 02	vs Alabama State	29	6	7	6	1	0	0	8	6	0	0	0	1	0	1	0	0	21	7	0	10	.263
Totals		581	104	153	96	23	7	8	214	75	1	5	3	22	20	5	6	100	426	141	19	158	.263

PITCHING

GAME-BY-GAME STATISTICS

Date	Opponent	ab	r	h	rbi	2b	3b	hr	tb	bb	ibb	sb	cs	hbp	sac	sf	gdp	k	po	a	e	lob	avg
Feb 06	vs A&M-Corpus Chri	19	8	7	8	3	1	0	12	4	0	0	0	2	2	0	0	1	15	6	1	5	.368
Feb 06	at Sam Houston	22	0	2	0	0	0	0	2	5	0	0	0	0	1	0	0	2	18	10	2	7	.220
Feb 7	at Houston Christian	23	1	3	1	0	0	0	3	3	0	1	0	0	0	0	0	5	21	11	0	4	.188
Feb 07	at HOUSTON	30	8	8	7	0	0	1	11	4	0	0	0	1	2	0	0	4	20	9	2	8	.213
Feb 08	at Houston Christian	27	3	4	2	0	0	0	4	2	0	1	0	1	1	0	0	6	21	6	1	7	.198
Feb 08	at HOUSTON	42	4	13	3	1	0	1	17	3	1	0	0	0	0	0	1	3	28	13	1	11	.227
Feb 09	vs St. John's	27	2	4	1	1	0	0	5	2	0	1	0	1	2	0	0	7	21	7	1	9	.216
Feb 14	vs Fordham	24	2	5	2	0	1	0	7	4	0	0	0	0	0	1	1	2	18	3	2	6	.215
Feb 14	vs St. Thomas	26	8	10	8	1	1	0	13	5	0	0	0	2	1	1	0	5	21	3	0	9	.233
Feb 15	at Texas State	26	0	4	0	0	0	0	4	1	0	0	0	0	0	0	0	8	18	8	0	6	.226
Feb 15	vs St. Thomas	30	4	9	4	0	0	0	9	2	0	0	0	1	1	0	0	9	18	6	0	9	.233
Feb 16	at Texas State	29	2	7	2	0	0	0	7	2	0	0	0	1	0	0	0	8	18	5	2	9	.234
Feb 21	vs Hawks	24	2	5	2	1	0	0	6	5	0	2	1	2	1	0	1	5	21	4	1	9	.232
Feb 22	vs Texas Southern	27	10	11	9	4	1	1	20	5	0	0	1	2	2	0	0	2	21	4	0	8	.245
Feb 22	vs Hawks	28	9	11	9	2	1	2	21	2	0	0	1	1	1	1	1	3	21	13	2	3	.255
Feb 23	vs Texas Southern	25	13	8	11	3	0	1	14	7	0	0	0	1	1	0	0	2	15	4	0	6	.259
Feb 23	at Tarleton State	22	0	0	0	0	0	0	0	2	0	0	0	1	0	0	1	9	18	4	1	4	.246
Feb 28	vs Northwestern Sta	23	11	13	10	4	0	0	17	2	0	0	0	1	2	1	0	3	15	1	1	5	.262
Feb 28	at Mississippi State	24	1	3	1	0	0	0	3	1	0	0	0	3	0	0	0	8	18	4	0	6	.255
Mar 01	at Mississippi State	30	4	10	4	1	1	1	16	4	0	0	0	0	0	0	1	7	18	8	0	9	.259
Mar 01	vs Alabama State	24	6	9	6	1	1	1	15	4	0	0	0	1	3	0	0	1	21	5	2	8	.264
Mar 02	vs Alabama State	29	6	7	6	1	0	0	8	6	0	0	0	1	0	1	0	0	21	7	0	10	.263
Totals		581	104	153	96	23	7	8	214	75	1	5	3	22	20	5	6	100	426	141	19	158	.263

RECORD AND INNING BREAKDOWN

Score by innings	1	2	3	4	5	6	7	8	9	EX	Total
New Mexico	11	17	16	15	23	12	9	0	0	1	104
Opponents	13	2	23	17	11	7	11	0	0	3	87

Record when ...

Overall	10-11-1	After 4 leading	8-2
Conference	0-0 trailing	1-8
Non-Conference	10-11-1 tied	1-1-1
Home games	0-0	After 5 leading	7-2
Away games	2-8 trailing	0-9
Neutral site	8-3-1 tied	0-0-1
Day games	8-8-1	After 6 leading	7-2
Night games	2-3 trailing	0-9
vs Left starter	1-2 tied	0-0-1
vs Right starter	9-9-1		
1-Run games	2-3	Hit 0 home runs	7-7-1
2-Run games	1-3	... 1 home run	3-3
5+Run games	6-3	... 2+ home runs	0-1
Extra innings	0-1-1		
Shutouts	4-3	Opponent 0 home runs	8-5
	 1 home run	2-3-1
Scoring 0-2 runs	2-6-1 2+ HRs	0-3
..... 3-5 runs	1-3		
..... 6-9 runs	4-2	Made 0 errors	5-4
..... 10+ runs	3-0 1 error	4-2-1
	 2+ errors	1-5
Opponent 0-2 runs	5-1-1		
..... 3-5 runs	5-4	Opp. made 0 errors	3-5
..... 6-9 runs	0-4 1 error	4-4
..... 10+ runs	0-2 2+ errors	3-2-1
Scored in 1st inning	6-2	Out-hit opponent	8-3
Opp. scored in 1st	2-5	Out-hit by opponent	1-7-1
Scores first	8-2-1	Hits are tied	1-1
Opp. scores first	2-9		

Record when team scores:

Runs	0	1	2	3	4	5	6	7	8	9	10+
W-L	0-3	1-1	1-2	1-0	0-3	0-0	2-0	0-0	2-1	0-1	3-0

Record when opponent scores:

Runs	0	1	2	3	4	5	6	7	8	9	10+
W-L	4-0	0-0	1-1	4-1	0-1	1-2	0-3	0-0	0-0	0-1	0-2

Record when leading after:

Inn.	1	2	3	4	5	6
W-L	5-1	7-1	7-1	8-2	7-2	7-2

Record when trailing after:

Inn.	1	2	3	4	5	6
W-L	1-5	1-6	1-9	1-8	0-9	0-9

Record when tied after:

Inn.	1	2	3	4	5	6
W-L	4-5	2-4	2-1	1-1	0-0	0-0

TEAM SITUATION

GAME-BY-GAME STATISTICS

Date	Opponent	Total h/ab	vs Left	vs Right	With Runners	Bases Empty	Bases Loaded	With 2-outs	With RBI-op	Reach as Leadoff	3rd and LT 2out	LOB
Feb 06	vs A&M-Corpus Christi	7-19	3-6	4-13	5-12	2-7	1-1	4-8	5-9	2-5	1-3	3
Feb 06	at Sam Houston	2-22	0-0	2-22	1-7	1-15	0-2	1-8	1-5	1-7	0-1	7
Feb 7	at Houston Christian	3-23	0-0	3-23	2-8	1-15	0-0	2-8	2-3	1-7	0-0	3
Feb 07	at HOUSTON	8-30	0-0	8-30	7-24	1-6	1-3	3-9	5-14	5-7	2-4	7
Feb 08	at Houston Christian	4-27	0-0	4-27	2-12	2-15	1-2	1-10	2-8	2-7	0-2	7
Feb 08	at HOUSTON	13-42	0-0	13-42	6-17	7-25	0-1	6-15	3-10	1-10	0-1	11
Feb 09	vs St. John's	4-27	2-7	2-20	1-12	3-15	0-0	2-9	1-9	1-7	1-2	7
Feb 14	vs Fordham	5-24	0-0	5-24	3-13	2-11	0-2	0-6	1-6	4-7	2-3	6
Feb 14	vs St. Thomas	10-26	0-0	10-26	7-17	3-9	1-3	5-12	6-15	3-6	2-4	9
Feb 15	at Texas State	4-26	4-26	0-0	2-12	2-14	0-1	1-8	1-5	3-7	0-0	6
Feb 15	vs St. Thomas	9-30	0-0	9-30	6-14	3-16	2-5	3-10	3-8	1-7	4-6	9
Feb 16	at Texas State	7-29	0-0	7-29	4-17	3-12	1-2	2-9	2-7	3-7	0-0	9
Feb 21	vs Hawks	5-24	0-0	5-24	3-14	2-10	0-2	2-7	2-10	2-7	2-3	9
Feb 22	vs Texas Southern	11-27	0-0	11-27	8-18	3-9	0-2	4-11	7-12	3-6	1-2	8
Feb 22	vs Hawks	11-28	0-0	11-28	6-15	5-13	1-1	3-8	6-10	3-7	2-3	3
Feb 23	vs Texas Southern	8-25	0-0	8-25	8-18	0-7	4-5	3-10	7-12	2-5	4-5	6
Feb 23	at Tarleton State	0-22	0-0	0-22	0-10	0-12	0-0	0-7	0-0	2-7	0-0	4
Feb 28	vs Northwestern State	13-23	0-0	13-23	10-17	3-6	1-1	1-5	8-13	4-5	6-8	3
Feb 28	at Mississippi State	3-24	0-0	3-24	1-8	2-16	0-1	0-7	0-5	1-7	0-2	6
Mar 01	at Mississippi State	10-30	3-14	7-16	6-18	4-12	0-2	2-8	3-10	4-7	1-2	9
Mar 01	vs Alabama State	9-24	0-0	9-24	6-15	3-9	0-0	3-9	4-12	4-7	1-1	8
Mar 02	vs Alabama State	7-29	0-0	7-29	2-14	5-15	0-5	2-11	1-10	2-7	3-5	10
Totals		153-581	12-53	141-528	96-312	57-269	13-41	50-195	70-193	54-149	32-57	150
		.263	.226	.267	.308	.212	.317	.256	.363	.362	.561	

SITUATIONAL BREAKDOWN

Player	vs left			vs right			w/runners			w/bases empty			w/bases loaded			as leadoff			fly	gnd	fly/
	h	ab	avg	h	ab	avg	h	ab	avg	h	ab	avg	h	ab	avg	rch	op	pct	out	out	gnd
7 ARCHULETA, As	0	2	.000	19	54	.352	7	27	.259	12	29	.414	0	1	.000	11	20	.550	10	18	0.6
20 BRAMSON, Emm	2	5	.400	2	33	.061	2	19	.105	2	19	.105	0	3	.000	3	11	.273	14	17	0.8
8 BRUNNER, Kathe	2	7	.286	9	41	.220	9	26	.346	2	22	.091	2	7	.286	1	9	.111	18	11	1.6
33 CARITHERS, Sy	0	5	.000	8	44	.182	3	28	.107	5	21	.238	0	3	.000	4	9	.444	16	20	0.8
4 CASTILLO, Ava	0	0	---	0	1	.000	0	1	.000	0	0	---	0	0	---	0	0	---	0	0	0.0
38 CHAVEZ, Keyan	1	4	.250	6	38	.158	5	22	.227	2	20	.100	1	2	.500	3	12	.250	10	11	0.9
3 DAWSON, Ella	1	3	.333	5	22	.227	6	20	.300	0	5	.000	2	2	1.000	0	1	.000	6	5	1.2
28 DELEON, Jessic	0	5	.000	19	49	.388	13	29	.448	6	25	.240	2	4	.500	4	14	.286	13	8	1.6
9 HANAWAHINE, J	0	1	.000	0	14	.000	0	4	.000	0	11	.000	0	0	---	0	6	.000	6	4	1.5
24 HEATHCOCK, G	0	1	.000	0	12	.000	0	9	.000	0	4	.000	0	1	.000	1	4	.250	3	6	0.5
27 LUDERER, Hayd	1	4	.250	7	26	.269	3	13	.231	5	17	.294	0	1	.000	4	11	.364	6	13	0.5
34 MCKENZIE, Mira	1	4	.250	13	50	.260	9	29	.310	5	25	.200	2	5	.400	5	12	.417	13	18	0.7
13 PACHECO, Mya	0	1	.000	4	11	.364	3	10	.300	1	2	.500	1	2	.500	2	2	1.000	1	4	0.2
18 RANA, Grace	0	0	---	0	2	.000	0	0	---	0	2	.000	0	0	---	0	2	.000	2	1	2.0
77 TINARI, Marina	0	0	---	1	7	.143	1	5	.200	0	2	.000	0	1	.000	1	3	.333	2	3	0.7
0 VASQUEZ-DICKS	1	5	.200	23	60	.383	16	31	.516	8	34	.235	2	5	.400	11	21	.524	14	19	0.7
10 WILLIAMS, Allie	3	6	.500	25	64	.391	19	39	.487	9	31	.290	1	4	.250	4	12	.333	16	22	0.7
Totals	12	53	.226	141	52	.267	96	31	.308	57	26	.212	13	41	.317	54	14	.362	150	180	0.8
Opponents	50	15	.327	94	40	.231	70	28	.246	74	27	.269	3	24	.125	58	14	.406	143	131	1.1

Player	pinch hitting			w/runners in scoring pos			w/runner on 3r and LT 2 out			with 2 outs			success adv runners			2- rnrns			rch	rch	kl
	h	ab	avg	h	ab	avg	rbi	op	pct	h	ab	avg	adv	op	pct	rbi	w/o	lob	err	fc	kl
7 ARCHULETA, As	1	3	.333	4	16	.250	2	2	1.000	5	22	.227	17	32	.531	4	1	16	2	6	2
20 BRAMSON, Emm	0	0	---	1	10	.100	1	2	.500	1	12	.083	9	25	.360	1	3	15	3	3	3
8 BRUNNER, Kathe	1	1	1.000	7	22	.318	3	7	.429	5	17	.294	16	30	.533	4	4	15	0	3	2
33 CARITHERS, Sy	0	1	.000	2	11	.182	1	2	.500	2	16	.125	11	33	.333	1	3	15	1	5	1
4 CASTILLO, Ava	0	1	.000	0	0	---	0	0	---	0	1	.000	1	1	1.000	0	0	0	1	0	0
38 CHAVEZ, Keyan	1	3	.333	4	11	.364	1	4	.250	2	15	.133	11	27	.407	1	2	11	3	2	3
3 DAWSON, Ella	3	12	.250	5	13	.385	1	4	.250	4	13	.308	9	22	.409	8	1	11	0	1	2
28 DELEON, Jessic	0	0	---	10	21	.476	4	7	.571	7	19	.368	21	35	.600	6	2	10	2	2	4
9 HANAWAHINE, J	0	0	---	0	4	.000	0	0	---	0	8	.000	1	5	.200	0	1	6	0	0	1
24 HEATHCOCK, G	0	5	.000	0	4	.000	0	1	.000	0	6	.000	1	9	.111	0	1	6	0	3	0
27 LUDERER, Hayd	0	0	---	3	8	.375	3	4	.750	0	7	.000	14	20	.700	3	6	2	2	3	3
34 MCKENZIE, Mira	0	3	.000	8	24	.333	2	6	.333	8	17	.471	15	30	.500	4	3	11	2	3	1
13 PACHECO, Mya	1	2	.500	3	7	.429	1	1	1.000	2	7	.286	4	10	.400	2	2	8	0	3	2
18 RANA, Grace	0	2	.000	0	0	---	1	1	1.000	0	0	---	1	1	1.000	0	2	0	0	0	0
77 TINARI, Marina	0	3	.000	1	3	.333	0	0	---	0	2	.000	2	6	.333	0	0	4	0	0	0
0 VASQUEZ-DICKS	0	0	---	9	16	.563	7	9	.778	3	10	.300	27	40	.675	1	7	8	2	2	5
10 WILLIAMS, Allie	0	0	---	13	23	.565	5	7	.714	11	23	.478	29	44	.659	7	5	12	2	6	0
Totals	7	36	.194	70	19	.363	32	57	.561	50	19	.256	189	37	.511	42	43	158	20	42	29
Opponents	4	20	.200	45	18	.246	26	56	.464	29	16	.175	137	32	.424	14	48	138	12	21	60

Player	vs left			vs right			w/runners			w/bases empty			vs leadoff			with 2 outs			fly	gnd	fly/	
	h	ab	avg	h	ab	avg	h	ab	avg	h	ab	avg	rch	op	pct	h	ab	avg	out	out	gn	gd
5 ATCITTY, Lexi	10	38	.263	18	67	.269	14	57	.246	14	48	.292	10	26	.385	4	28	.143	35	25	1.	0
2 BARELA, Caprice	1	6	.167	6	27	.222	5	23	.217	2	10	.200	5	8	.625	3	12	.250	10	8	1.	0
3 DAWSON, Ella	0	0	---	0	1	.000	0	0	---	0	1	.000	0	1	.000	0	0	---	0	1	0.	0
44 FRITZ, Natalie	11	37	.297	30	12	.246	18	82	.220	23	77	.299	18	38	.474	7	47	.149	43	29	1.	0
23 GUEST, McKenn	21	71	.296	24	14	.170	20	94	.213	25	11	.212	19	58	.328	11	68	.162	41	57	0.	1
25 MONTES, Nova	0	0	---	1	2	.500	1	2	.500	0	0	---	0	0	---	1	1	1.000	0	1	0.	0
77 TINARI, Marina	3	17	.176	13	24	.542	7	21	.333	9	20	.450	5	11	.455	3	10	.300	13	10	1.	0
16 UMALI, Brooke	0	0	---	6	7	.857	5	6	.833	1	1	1.000	1	1	1.000	0	0	---	1	0	99	0
Totals	46	16	.272	98	39	.251	70	28	.246	74	27	.269	58	14	.406	29	16	.175	143	131	1.	1
Opponents	70	22	.311	83	35	.233	96	31	.308	57	26	.212	54	14	.362	50	19	.256	150	180	0.	6

Player	ap	qs	ip/app	*h/q	*r/q	*er/q	*bb/q	*so/q	k/bb	*2b/q	*3b/q	*hr/q	*fo/q	*go/q	*bf/q	sba	att	pct
5 ATCITTY, Lexi	11	4	2.36	7.54	5.12	4.04	2.96	4.04	1.4	0.54	0.27	1.08	9.42	6.73	32.31	8	9	.889
2 BARELA, Caprice	4	0	2.17	5.65	5.65	4.04	4.85	5.65	1.2	0.81	0.00	0.81	8.08	6.46	33.92	1	1	1.000
3 DAWSON, Ella	1	0	0.33	0.00	42.00	42.00	42.00	0.00	0.0	0.00	0.00	0.00	0.00	21.00	63.00	0	0	---
44 FRITZ, Natalie	13	6	3.10	7.12	3.82	3.12	2.78	8.33	3.0	0.69	0.17	0.69	7.46	5.03	31.07	6	7	.857
23 GUEST, McKenn	14	9	4.07	5.53	3.07	2.58	2.70	8.23	3.0	0.98	0.25	0.49	5.04	7.00	29.72	7	8	.875
25 MONTES, Nova	1	0	0.33	21.00	21.00	21.00	21.00	0.00	0.0	21.00	0.00	0.00	0.00	21.00	63.00	0	0	---
77 TINARI, Marina	6	3	1.50	12.44	8.56	8.56	7.78	2.33	0.3	2.33	0.00	2.33	10.11	7.78	41.22	2	2	1.000
16 UMALI, Brooke	3	0	0.11	99.00	0.00	0.00	21.00	0.00	0.0	21.00	0.00	0.00	21.00	0.00	99.00	0	0	---
Totals	22	22	6.45	7.10	4.29	3.60	3.40	6.90	2.0	0.99	0.20	0.79	7.05	6.46	32.09	24	27	.889
Opponents	22	22	6.70	7.27	4.94	4.13	3.56	4.75	1.3	1.09	0.33	0.38	7.13	8.55	33.40	5	8	.625

LEADERS

Batting avg		
1. 10 WILLIAMS, Allie		.400
2. 0 VASQUEZ-DICKSON, DeN		.369
3. 28 DELEON, Jessica		.352
4. 7 ARCHULETA, Ashley		.339
5. 27 LUDERER, Hayden		.267

Runs scored		
1. 0 VASQUEZ-DICKSON, DeN	18	
2. 7 ARCHULETA, Ashley	16	
3. 38 CHAVEZ, Keyannah	10	
27 LUDERER, Hayden	10	
5. 4 CASTILLO, Ava	9	

Doubles		
1. 10 WILLIAMS, Allie	7	
2. 7 ARCHULETA, Ashley	4	
0 VASQUEZ-DICKSON, DeN	4	
4. 28 DELEON, Jessica	3	
5. 8 BRUNNER, Katherine	2	

Total bases		
1. 10 WILLIAMS, Allie	35	
2. 0 VASQUEZ-DICKSON, DeN	34	
3. 7 ARCHULETA, Ashley	32	
4. 28 DELEON, Jessica	28	
5. 34 MCKENZIE, Miracle	18	

Sac bunts		
1. 0 VASQUEZ-DICKSON, DeN	6	
2. 27 LUDERER, Hayden	4	
3. 33 CARITHERS, Sydney	3	
20 BRAMSON, Emma	3	
5. 38 CHAVEZ, Keyannah	2	

Caught stealing		
1. 3 DAWSON, Ella	1	
10 WILLIAMS, Allie	1	
7 ARCHULETA, Ashley	1	

Strikeouts		
1. 28 DELEON, Jessica	14	
2. 38 CHAVEZ, Keyannah	13	
3. 0 VASQUEZ-DICKSON, DeN	12	
4. 8 BRUNNER, Katherine	10	
5. 3 DAWSON, Ella	8	

At bats		
1. 10 WILLIAMS, Allie	70	
2. 0 VASQUEZ-DICKSON, DeN	65	
3. 7 ARCHULETA, Ashley	56	
4. 34 MCKENZIE, Miracle	54	
28 DELEON, Jessica	54	

Games as sub		
1. 4 CASTILLO, Ava	15	
2. 3 DAWSON, Ella	13	
3. 20 BRAMSON, Emma	7	
27 LUDERER, Hayden	7	
5. 2 tied at.....	6	

Fielding pct		
1. 9 HANAWAHINE, Jewels	1.000	
24 HEATHCOCK, Georgia	1.000	
18 RANA, Grace	1.000	
13 PACHECO, Mya	1.000	
77 TINARI, Marina	1.000	

Assists		
1. 7 ARCHULETA, Ashley	27	
2. 8 BRUNNER, Katherine	24	
3. 20 BRAMSON, Emma	21	
4. 9 HANAWAHINE, Jewels	15	
5. 33 CARITHERS, Sydney	13	

Stolen bases against		
1. 33 CARITHERS, Sydney	15	
2. 5 ATCITTY, Lexi	8	
28 DELEON, Jessica	8	
4. 23 GUEST, McKenna	7	
5. 44 FRITZ, Natalie	6	

Slugging pct		
1. 7 ARCHULETA, Ashley	.571	
2. 0 VASQUEZ-DICKSON, DeN	.523	
3. 28 DELEON, Jessica	.519	
4. 10 WILLIAMS, Allie	.500	
5. 3 DAWSON, Ella	.480	

Hits		
1. 10 WILLIAMS, Allie	28	
2. 0 VASQUEZ-DICKSON, DeN	24	
3. 7 ARCHULETA, Ashley	19	
28 DELEON, Jessica	19	
5. 34 MCKENZIE, Miracle	14	

Triples		
1. 0 VASQUEZ-DICKSON, DeN	3	
7 ARCHULETA, Ashley	3	
3. 38 CHAVEZ, Keyannah	1	

Walks		
1. 28 DELEON, Jessica	13	
2. 7 ARCHULETA, Ashley	11	
10 WILLIAMS, Allie	11	
4. 0 VASQUEZ-DICKSON, DeN	10	
5. 38 CHAVEZ, Keyannah	6	

Sac flies		
1. 28 DELEON, Jessica	2	
2. 18 RANA, Grace	1	
8 BRUNNER, Katherine	1	
10 WILLIAMS, Allie	1	

Steal attempts		
1. 33 CARITHERS, Sydney	2	
7 ARCHULETA, Ashley	2	
3. 4 tied at.....	1	

Grounded into DP		
1. 8 BRUNNER, Katherine	2	
10 WILLIAMS, Allie	2	
3. 34 MCKENZIE, Miracle	1	
28 DELEON, Jessica	1	

Games played		
1. 10 WILLIAMS, Allie	22	
20 BRAMSON, Emma	22	
0 VASQUEZ-DICKSON, DeN	22	
33 CARITHERS, Sydney	22	
28 DELEON, Jessica	22	

Chances		
1. 34 MCKENZIE, Miracle	99	
2. 33 CARITHERS, Sydney	96	
3. 28 DELEON, Jessica	80	
4. 20 BRAMSON, Emma	65	
5. 7 ARCHULETA, Ashley	54	

Errors		
1. 7 ARCHULETA, Ashley	4	
2. 20 BRAMSON, Emma	3	
3. 33 CARITHERS, Sydney	2	
8 BRUNNER, Katherine	2	
5. 8 tied at.....	1	

Caught stealing by		
1. 33 CARITHERS, Sydney	3	
2. 44 FRITZ, Natalie	1	
23 GUEST, McKenna	1	
5 ATCITTY, Lexi	1	

On base pct		
1. 10 WILLIAMS, Allie	.476	
2. 0 VASQUEZ-DICKSON, DeN	.474	
3. 7 ARCHULETA, Ashley	.471	
4. 28 DELEON, Jessica	.464	
5. 27 LUDERER, Hayden	.353	

Runs batted in		
1. 28 DELEON, Jessica	15	
2. 10 WILLIAMS, Allie	13	
0 VASQUEZ-DICKSON, DeN	13	
4. 34 MCKENZIE, Miracle	10	
5. 2 tied at.....	9	

Home runs		
1. 28 DELEON, Jessica	2	
3 DAWSON, Ella	2	
3. 4 tied at.....	1	

Hit by pitch		
1. 33 CARITHERS, Sydney	5	
2. 27 LUDERER, Hayden	4	
3. 0 VASQUEZ-DICKSON, DeN	3	
7 ARCHULETA, Ashley	3	
5. 2 tied at.....	2	

Stolen bases		
1. 33 CARITHERS, Sydney	2	
2. 20 BRAMSON, Emma	1	
0 VASQUEZ-DICKSON, DeN	1	
7 ARCHULETA, Ashley	1	

Stolen base pct		
1. 0 VASQUEZ-DICKSON, DeN	1.000	
33 CARITHERS, Sydney	1.000	
20 BRAMSON, Emma	1.000	
4. 7 ARCHULETA, Ashley	.500	
5. 10 WILLIAMS, Allie	.000	

Total plate appearances		
1. 0 VASQUEZ-DICKSON, DeN	84	
2. 10 WILLIAMS, Allie	82	
3. 7 ARCHULETA, Ashley	70	
4. 28 DELEON, Jessica	69	
5. 33 CARITHERS, Sydney	62	

Game starts		
1. 10 WILLIAMS, Allie	22	
0 VASQUEZ-DICKSON, DeN	22	
3. 33 CARITHERS, Sydney	21	
4. 28 DELEON, Jessica	20	
5. 34 MCKENZIE, Miracle	19	

Putouts		
1. 34 MCKENZIE, Miracle	92	
2. 33 CARITHERS, Sydney	81	
3. 28 DELEON, Jessica	75	
4. 20 BRAMSON, Emma	41	
5. 10 WILLIAMS, Allie	29	

Fielding double plays		
1. 28 DELEON, Jessica	2	
34 MCKENZIE, Miracle	2	
3. 4 tied at.....	1	

Steal attempts against		
1. 33 CARITHERS, Sydney	18	
2. 5 ATCITTY, Lexi	9	
3. 28 DELEON, Jessica	8	
23 GUEST, McKenna	8	
5. 44 FRITZ, Natalie	7	

Earned run avg		
1.	23 GUEST, McKenna	2.58
2.	44 FRITZ, Natalie	3.12
3.	2 BARELA, Caprice	4.04
4.	5 ATCITTY, Lexi	4.04
5.	77 TINARI, Marina	8.56

Wins		
1.	23 GUEST, McKenna	7
2.	44 FRITZ, Natalie	3

Innings pitched		
1.	23 GUEST, McKenna	57.0
2.	44 FRITZ, Natalie	40.1
3.	5 ATCITTY, Lexi	26.0
4.	77 TINARI, Marina	9.0
5.	2 BARELA, Caprice	8.2

Games started		
1.	23 GUEST, McKenna	9
2.	44 FRITZ, Natalie	6
3.	5 ATCITTY, Lexi	4
4.	77 TINARI, Marina	3

Wild pitches		
1.	77 TINARI, Marina	2
	44 FRITZ, Natalie	2
	25 MONTES, Nova	2
4.	5 ATCITTY, Lexi	1
	16 UMALI, Brooke	1

Intentional BB allowed		
------------------------	--	--

Sac bunts allowed		
1.	5 ATCITTY, Lexi	3
	44 FRITZ, Natalie	3
3.	23 GUEST, McKenna	2
4.	77 TINARI, Marina	1

Runs allowed		
1.	2 BARELA, Caprice	7
2.	77 TINARI, Marina	11
3.	5 ATCITTY, Lexi	19
4.	44 FRITZ, Natalie	22
5.	23 GUEST, McKenna	25

Doubles allowed		
1.	2 BARELA, Caprice	1
2.	5 ATCITTY, Lexi	2
3.	77 TINARI, Marina	3
4.	44 FRITZ, Natalie	4
5.	23 GUEST, McKenna	8

Opposing bat avg		
1.	2 BARELA, Caprice	.212
2.	23 GUEST, McKenna	.212
3.	44 FRITZ, Natalie	.258
4.	5 ATCITTY, Lexi	.267
5.	77 TINARI, Marina	.390

Losses		
1.	23 GUEST, McKenna	4
2.	44 FRITZ, Natalie	3
	77 TINARI, Marina	3
4.	5 ATCITTY, Lexi	1

Batters struck out		
1.	23 GUEST, McKenna	67
2.	44 FRITZ, Natalie	48
3.	5 ATCITTY, Lexi	15
4.	2 BARELA, Caprice	7
5.	77 TINARI, Marina	3

Games finished		
1.	5 ATCITTY, Lexi	5
	44 FRITZ, Natalie	5
3.	23 GUEST, McKenna	3
4.	77 TINARI, Marina	2
5.	2 tied at.....	1

Balks		
-------	--	--

Runners picked off		
--------------------	--	--

Sac flies allowed		
1.	23 GUEST, McKenna	2
2.	44 FRITZ, Natalie	1
	5 ATCITTY, Lexi	1

Earned runs allowed		
1.	2 BARELA, Caprice	5
2.	77 TINARI, Marina	11
3.	5 ATCITTY, Lexi	15
4.	44 FRITZ, Natalie	18
5.	23 GUEST, McKenna	21

Triples allowed		
1.	2 BARELA, Caprice	0
	77 TINARI, Marina	0
3.	44 FRITZ, Natalie	1
	5 ATCITTY, Lexi	1
5.	23 GUEST, McKenna	2

Won-loss pct		
1.	23 GUEST, McKenna	.636
2.	44 FRITZ, Natalie	.500
3.	5 ATCITTY, Lexi	.000
	77 TINARI, Marina	.000
5.	2 BARELA, Caprice	.000

Saves		
1.	44 FRITZ, Natalie	1

Appearances		
1.	23 GUEST, McKenna	14
2.	44 FRITZ, Natalie	13
3.	5 ATCITTY, Lexi	11
4.	77 TINARI, Marina	6
5.	2 BARELA, Caprice	4

Games in relief		
1.	44 FRITZ, Natalie	7
	5 ATCITTY, Lexi	7
3.	23 GUEST, McKenna	5
4.	2 BARELA, Caprice	4
5.	2 tied at.....	3

Hit batters		
1.	23 GUEST, McKenna	4
2.	2 BARELA, Caprice	3
3.	77 TINARI, Marina	1
	16 UMALI, Brooke	1

Batters SO out looking		
1.	23 GUEST, McKenna	24
	44 FRITZ, Natalie	24
3.	5 ATCITTY, Lexi	9
4.	2 BARELA, Caprice	3

Hits allowed		
1.	2 BARELA, Caprice	7
2.	77 TINARI, Marina	16
3.	5 ATCITTY, Lexi	28
4.	44 FRITZ, Natalie	41
5.	23 GUEST, McKenna	45

Walks allowed		
1.	2 BARELA, Caprice	6
2.	77 TINARI, Marina	10
3.	5 ATCITTY, Lexi	11
4.	44 FRITZ, Natalie	16
5.	23 GUEST, McKenna	22

Home runs allowed		
1.	2 BARELA, Caprice	1
2.	77 TINARI, Marina	3
3.	23 GUEST, McKenna	4
	5 ATCITTY, Lexi	4
	44 FRITZ, Natalie	4

MISC. STATS

Multiple Hit Games	2	3	4	5+	Total
10 WILLIAMS, Allie	5	2	-	-	7
7 ARCHULETA, Ashley	4	1	-	-	5
28 DELEON, Jessica	5	-	-	-	5
0 VASQUEZ-DICKSON, DeN	2	2	-	-	4
34 MCKENZIE, Miracle	2	-	-	-	2
8 BRUNNER, Katherine	1	-	-	-	1
13 PACHECO, Mya	-	1	-	-	1
33 CARITHERS, Sydney	-	1	-	-	1
38 CHAVEZ, Keyannah	1	-	-	-	1
3 DAWSON, Ella	1	-	-	-	1
20 BRAMSON, Emma	1	-	-	-	1
TEAM	22	7	0	0	29

Multiple RBI Games	2	3	4	5+	Total
10 WILLIAMS, Allie	2	2	-	-	4
34 MCKENZIE, Miracle	2	1	-	-	3
28 DELEON, Jessica	2	-	1	-	3
0 VASQUEZ-DICKSON, DeN	1	2	-	-	3
7 ARCHULETA, Ashley	1	1	-	-	2
3 DAWSON, Ella	-	1	1	-	2
27 LUDERER, Hayden	1	1	-	-	2
8 BRUNNER, Katherine	1	1	-	-	2
38 CHAVEZ, Keyannah	1	-	-	-	1
13 PACHECO, Mya	1	-	-	-	1
TEAM	12	9	2	0	23

Hitting Streaks	Longest	Current
10 WILLIAMS, Allie	11	5
0 VASQUEZ-DICKSON, DeN	9	5
7 ARCHULETA, Ashley	6	4
8 BRUNNER, Katherine	6	-
27 LUDERER, Hayden	5	-
28 DELEON, Jessica	5	2
34 MCKENZIE, Miracle	4	3
38 CHAVEZ, Keyannah	2	-
33 CARITHERS, Sydney	2	-
3 DAWSON, Ella	2	-
77 TINARI, Marina	1	-
13 PACHECO, Mya	1	-
20 BRAMSON, Emma	1	1

Reached Base Streaks	Longest	Current
10 WILLIAMS, Allie	16	5
0 VASQUEZ-DICKSON, DeN	15	15
7 ARCHULETA, Ashley	11	11
8 BRUNNER, Katherine	7	-
28 DELEON, Jessica	6	2
27 LUDERER, Hayden	6	-
34 MCKENZIE, Miracle	6	3
20 BRAMSON, Emma	4	4
33 CARITHERS, Sydney	4	1
13 PACHECO, Mya	3	-
38 CHAVEZ, Keyannah	3	2
3 DAWSON, Ella	2	1
77 TINARI, Marina	2	-
24 HEATHCOCK, Georgia	1	1
9 HANAWAHINE, Jewels	1	1

CONFERENCE STANDINGS

	MOUNTAIN WEST						ALL GAMES								
Team (NFCA/USA Softball)	W	L	Pct.	H	A	N	W	L	T	Pct.	H	A	N	Streak	Last 10
Nevada	0	0	.000	0-0	0-0	0-0	16	4	0	.800	0-0	5-1	11-3	W6	8-2
Boise State (RV/--)	0	0	.000	0-0	0-0	0-0	15	5	0	.750	0-0	4-0	11-5	L1	8-2
UNLV	0	0	.000	0-0	0-0	0-0	13	6	0	.684	7-2	2-1	4-3	W4	6-4
San Diego State (23/23)	0	0	.000	0-0	0-0	0-0	13	8	0	.619	2-1	0-2	11-5	L5	5-5
Utah State	0	0	.000	0-0	0-0	0-0	12	8	0	.600	0-0	2-4	10-4	L2	5-5
Fresno State	0	0	.000	0-0	0-0	0-0	9	8	0	.529	6-2	0-2	3-4	W1	6-4
New Mexico	0	0	.000	0-0	0-0	0-0	10	11	1	.477	0-0	2-8	8-3-1	W2	6-4
San José State	0	0	.000	0-0	0-0	0-0	9	11	0	.450	5-0	0-2	3-8	W1	4-6
Colorado State	0	0	.000	0-0	0-0	0-0	7	12	0	.368	2-2	1-4	4-6	W1	3-7

THE 2025 LOBOS



00 DeNae Vasquez-Dickson

SO • OF • 5-4 • L/L
Grapevine, Texas (Colleyville Heritage HS)

SEASON BESTS

Hits	3	2x, last: NW St., 2-28-25
Doubles	1	4x, last: North Dakota, 2-22-25
Triples	1	3x, last: Miss. St., 3-1-25
Home Runs		
RBI	3	2x, last: NW St., 2-28-25
Runs	2	6x, last: NW St., 2-28-25
Walks	2	2x, last: Miss. St., 3-1-25
Stolen Bases	1	HCU, 2-7-25

CAREER BESTS

Hits	3	3x, last: NW St., 2-28-25
Doubles	1	10x, last: North Dakota, 2-22-25
Triples	1	3x, last: Miss. St., 3-1-25
Home Runs	1	3x, last: Utah State, 4-19-24
RBI	3	2x, last: NW St., 2-28-25
Runs	2	8x, last: NW St., 2-28-25
Walks	2	2x, last: Miss. St., 3-1-25
Stolen Bases	1	6x, last: HCU, 2-7-25

STREAKS

	Current	Career Best
Hitting	5	9
On-Base	15	15

MULTI-HIT GAMES

	2	3	4	5+	TOTAL
2024	3	1	-	-	4
2025	2	2			4

MULTI-RBI GAMES

	2	3	4	5+	TOTAL
2024	7	-	-	-	7
2025	1	2			3

2025 GAME-BY-GAME

DATE	OPPONENT	POS	AB	R	H	TB	2B	3B	HR	RBI	BB	HBP	SO	SB-ATT	E
2/6	Texas A&M-CC	*lf	2	1	1	2	1	0	0	3	0	0	0	0-0	0
2/6	Sam Houston	*lf	3	0	0	0	0	0	0	0	0	0	1	0-0	1
2/7	Houston Christian	*cf	2	0	0	0	0	0	0	0	1	0	1	1-1	0
2/7	Houston	*cf	2	2	1	1	0	0	0	1	1	0	1	0-0	0
2/8	Houston Christian	*cf	4	1	1	1	0	0	0	0	0	0	0	0-0	0
2/8	Houston	*cf	3	1	1	2	1	0	0	0	2	0	0	0-0	0
2/9	St. John's	*cf	4	0	0	0	0	0	0	0	0	0	1	0-0	0
2/14	Fordham	*rf	3	2	1	3	0	1	0	0	1	0	1	0-0	0
2/14	St. Thomas	*cf	2	2	1	3	0	1	0	0	1	1	1	0-0	0
2/15	Texas State	*rf	3	0	1	1	0	0	0	0	0	0	1	0-0	0
2/15	St. Thomas	*cf	4	0	3	3	0	0	0	1	0	0	0	0-0	0
2/16	Texas State	*cf	3	0	2	2	0	0	0	0	0	1	0	0-0	0
2/21	North Dakota	*lf	3	0	1	1	0	0	0	0	1	0	0	0-0	0
2/22	Texas Southern	*lf	2	2	1	2	1	0	0	1	1	0	0	0-0	0
2/22	North Dakota	*lf	3	1	2	3	1	0	0	2	0	0	0	0-0	0
2/23	Texas Southern	*lf	4	2	1	1	0	0	0	0	0	0	1	0-0	0
2/23	Tarleton State	*cf	2	0	0	0	0	0	0	0	0	1	1	0-0	0
2/28	Northwestern State	*lf	3	2	3	3	0	0	0	3	0	0	0	0-0	0
2/28	Mississippi State	*lf	4	0	1	1	0	0	0	0	0	0	2	0-0	0
3/1	Mississippi State	*lf	2	1	1	3	0	1	0	1	2	0	1	0-0	0
3/1	Alabama State	*lf	3	0	1	1	0	0	0	1	0	0	0	0-0	0
3/2	Alabama State	*lf	4	1	1	1	0	0	0	0	0	0	0	0-0	0
3/6	Saint Joseph's														
3/7	San Diego														
3/7	UPenn														
3/8	Saint Joseph's														
3/8	San Diego														
3/11	New Mexico State														
3/14	San José State														
3/15	San José State														
3/16	San José State														
3/18	UTEP														
3/21	San Diego State														
3/22	San Diego State														
3/23	San Diego State														
3/25	UC San Diego														
4/2	Utah State														
4/2	Utah State														
4/5	Boise State														
4/6	Boise State														
4/11	Colorado State														
4/12	Colorado State														
4/13	Colorado State														
4/17	at Fresno State														
4/18	at Fresno State														
4/19	at Fresno State														
4/22	UTEP														
4/25	Nevada														
4/26	Nevada														
4/27	Nevada														
5/1	UNLV														
5/2	UNLV														
5/3	UNLV														
		22	65	18	24	34	4	3	0	13	10	3	12	1-1	1

CAREER STATS

SEASON	GP	GS	AVG.	AB	R	H	2B	3B	HR	RBI	TB	SLG%	BB	SO	HBP	OB%	SF	SH	SB-SA	PO	A	E	FLD%
2024	53	46	.237	135	19	32	6	0	3	18	47	.348	7	19	2	.285	0	15	5-7	83	4	1	.989
2025	22	22	.369	65	18	24	4	3	0	13	34	.523	10	12	3	.474	0	6	1-1	25	4	1	.967
TOTAL	75	68	.280	200	37	56	10	3	3	31	81	.405	17	31	5	.351	0	21	6-8	108	8	2	.983

HIGHLIGHTS

- Started 12 games in left, 29 in center, 5 in right last season
- Currently on a career-best 15-game on-base streak
- Led MW in sac bunts (15), finished 6th in the NCAA in sac bunts/ game (.28) as a freshman
- Named MW Freshman of the Week on May 6, 2024
- Majoring in exercise science and wants to be a physical therapist
- Played for Glory Adkins Gold 18U

THE 2025 LOBOS



1 Gabrielle Briones
FR • UTIL • 5-3 • R/R
Mesquite, Texas (North Mesquite HS)

SEASON BESTS	
Hits	
Doubles	
Triples	
Home Runs	
RBI	
Runs	
Walks	
Stolen Bases	

CAREER BESTS	
Hits	1 5x, last: San Diego State, 4-3-24
Doubles	1 2x, last: San Diego State, 4-3-24
Triples	
Home Runs	
RBI	
Runs	1 2x, last: San Diego State, 4-3-24
Walks	1 Utah State, 4-21-24
Stolen Bases	1 Cal, 2-10-24

STREAKS	
	Current Career Best
Hitting	2
On-Base	2

MULTI-HIT GAMES	
	2 3 4 5+ TOTAL
2024	- - - - -
2025	

MULTI-RBI GAMES	
	2 3 4 5+ TOTAL
2024	- - - - -
2025	

2025 GAME-BY-GAME

DATE	OPPONENT	POS	AB	R	H	TB	2B	3B	HR	RBI	BB	HBP	SO	SB-ATT	E
2/6	Texas A&M-CC														-Did Not Play-
2/6	Sam Houston														-Did Not Play-
2/7	Houston Christian														-Did Not Play-
2/7	Houston														-Did Not Play-
2/8	Houston Christian														-Did Not Play-
2/8	Houston														-Did Not Play-
2/9	St. John's														-Did Not Play-
2/14	Fordham														-Did Not Play-
2/14	St. Thomas														-Did Not Play-
2/15	Texas State														-Did Not Play-
2/15	St. Thomas														-Did Not Play-
2/16	Texas State														-Did Not Play-
2/21	North Dakota														-Did Not Play-
2/22	Texas Southern														-Did Not Play-
2/22	North Dakota														-Did Not Play-
2/23	Texas Southern														-Did Not Play-
2/23	Tarleton State														-Did Not Play-
2/28	Northwestern State														-Did Not Play-
2/28	Mississippi State														-Did Not Play-
3/1	Mississippi State														-Did Not Play-
3/1	Alabama State														-Did Not Play-
3/2	Alabama State														-Did Not Play-
3/6	Saint Joseph's														-Did Not Play-
3/7	San Diego														-Did Not Play-
3/7	UPenn														-Did Not Play-
3/8	Saint Joseph's														-Did Not Play-
3/8	San Diego														-Did Not Play-
3/11	New Mexico State														-Did Not Play-
3/14	San José State														-Did Not Play-
3/15	San José State														-Did Not Play-
3/16	San José State														-Did Not Play-
3/18	UTEP														-Did Not Play-
3/21	San Diego State														-Did Not Play-
3/22	San Diego State														-Did Not Play-
3/23	San Diego State														-Did Not Play-
3/25	UC San Diego														-Did Not Play-
4/2	Utah State														-Did Not Play-
4/2	Utah State														-Did Not Play-
4/5	Boise State														-Did Not Play-
4/6	Boise State														-Did Not Play-
4/11	Colorado State														-Did Not Play-
4/12	Colorado State														-Did Not Play-
4/13	Colorado State														-Did Not Play-
4/17	at Fresno State														-Did Not Play-
4/18	at Fresno State														-Did Not Play-
4/19	at Fresno State														-Did Not Play-
4/22	UTEP														-Did Not Play-
4/25	Nevada														-Did Not Play-
4/26	Nevada														-Did Not Play-
4/27	Nevada														-Did Not Play-
5/1	UNLV														-Did Not Play-
5/2	UNLV														-Did Not Play-
5/3	UNLV														-Did Not Play-

CAREER STATS

SEASON	GP	GS	AVG.	AB	R	H	2B	3B	HR	RBI	TB	SLG%	BB	SO	HBP	OB%	SF	SH	SB-SA	PO	A	E	FLD%
2024	18	5	.217	23	2	5	2	0	0	0	7	.304	1	5	0	.250	0	1	1-1	5	7	0	1.000
TOTAL	18	5	.217	23	2	5	2	0	0	0	7	.304	1	5	0	.250	0	1	1-1	5	7	0	1.000

HIGHLIGHTS

- Majoring in criminology and wants to be either a criminal investigator or criminal/forensic psychologist
- Named the 2022 District 10-6A Defensive Player of the Year and the 2021 District 10-6A Offensive Player of the Year
- Played club ball for Texas Glory

THE 2025 LOBOS



2

Caprice Barela

FR • P • 5-6 • L/R

Las Cruces, N.M. (Centennial HS)

SEASON BESTS

IP (high)	4.0	Mississippi St., 3-1-25
H (low)	0	Houston, 2-7-25
R (low)	0	Mississippi St., 2-28-25
ER (low)	0	2x, last: Mississippi St., 2-28-25
BB (low)	0	St. Thomas, 2-14-25
SO (high)	3	St. Thomas, 2-14-25
BF (high)	17	Mississippi St., 3-1-25
NP (high)	57	Mississippi St., 3-1-25

CAREER BESTS (MIN. 3.0 IP)

IP (high)	4.0	Mississippi St., 3-1-25
H (low)	3	Mississippi St., 3-1-25
R (low)	3	Mississippi St., 3-1-25
ER (low)	3	Mississippi St., 3-1-25
BB (low)	1	Mississippi St., 3-1-25
SO (high)	2	Mississippi St., 3-1-25
BF (high)	17	Mississippi St., 3-1-25
NP (high)	57	Mississippi St., 3-1-25

PITCHING SUPERLATIVES (MIN. 4.0 IP)

	Season	Career
5+ K		
10+ K		
1 R or Less		
Shutout		

2025 GAME-BY-GAME																
DATE	OPPONENT	W-L	ERA	CG	IP	H	R	ER	BB	SO	2B	3B	HR	BF	HBP	
2/6	Texas A&M-CC							-Did Not Play-								
2/6	Sam Houston							-Did Not Play-								
2/7	Houston Christian							-Did Not Play-								
2/7	Houston	0-0	42.00	0	0.1	0	3	2	2	1	0	0	0	4	0	
2/8	Houston Christian							-Did Not Play-								
2/8	Houston							-Did Not Play-								
2/9	St. John's							-Did Not Play-								
2/14	Fordham							-Did Not Play-								
2/14	St. Thomas	0-0	0.00	0	1.2	1	1	0	0	3	0	0	0	7	1	
2/15	Texas State							-Did Not Play-								
2/15	St. Thomas							-Did Not Play-								
2/16	Texas State							-Did Not Play-								
2/21	North Dakota							-Did Not Play-								
2/22	Texas Southern							-Did Not Play-								
2/22	North Dakota							-Did Not Play-								
2/23	Texas Southern							-Did Not Play-								
2/23	Tarleton State							-Did Not Play-								
2/28	Northwestern State							-Did Not Play-								
2/28	Mississippi State	0-0	0.00	0	2.2	3	0	0	3	1	0	0	0	14	0	
3/1	Mississippi State	0-0	5.25	0	4.0	3	3	3	1	2	1	0	1	17	2	
3/1	Alabama State							-Did Not Play-								
3/2	Alabama State							-Did Not Play-								
3/6	Saint Joseph's															
3/7	San Diego															
3/7	UPenn															
3/8	Saint Joseph's															
3/8	San Diego															
3/11	New Mexico State															
3/14	San José State															
3/15	San José State															
3/16	San José State															
3/18	UTEP															
3/21	San Diego State															
3/22	San Diego State															
3/23	San Diego State															
3/25	UC San Diego															
4/2	Utah State															
4/2	Utah State															
4/5	Boise State															
4/6	Boise State															
4/11	Colorado State															
4/12	Colorado State															
4/13	Colorado State															
4/17	at Fresno State															
4/18	at Fresno State															
4/19	at Fresno State															
4/22	UTEP															
4/25	Nevada															
4/26	Nevada															
4/27	Nevada															
5/1	UNLV															
5/2	UNLV															
5/3	UNLV															
		0-0	4.04	0	8.2	7	7	5	6	7	1	0	1	42	3	

CAREER STATS																			
SEASON	GS	APP	CG	W-L	ERA	SHO	SV	IP	H	R	ER	BB	SO	2B	3B	HR	BF	NP-STK	WP
2025	0	4	0	0-0	4.04	0	0	8.2	7	7	5	6	7	1	0	1	42	164-94	0
TOTAL	0	4	0	0-0	4.04	0	0	8.2	7	7	5	6	7	1	0	1	42	164-94	0

- HIGHLIGHTS
- Two-time 5A district champion (2022, 2023), was a 5A New Mexico state runner-up in 2022 and 5A New Mexico state champion in 2024
 - 5A all-state pitcher in 2023 and 5A all-district pitcher in 2021, 2022 and 2023
 - Played for NM Ice and Zia Storm
 - Majoring in family and child studies

THE 2025 LOBOS



3 Ella Dawson

FR • P • 5-9 • R/R

Aldie, Va. (John Champe HS)

SEASON BESTS

Hits	2	Mississippi St., 3-1-25
Doubles		
Triples		
Home Runs	1	2x, last: North Dakota, 2-22-25
RBI	4	North Dakota, 2-22-25
Runs	1	3x, last: Texas Southern, 2-23-25
Walks	1	2x, last: Alabama St., 3-2-25
Stolen Bases		

CAREER BESTS

Hits	2	Mississippi St., 3-1-25
Doubles		
Triples		
Home Runs	1	2x, last: North Dakota, 2-22-25
RBI	4	North Dakota, 2-22-25
Runs	1	3x, last: Texas Southern, 2-23-25
Walks	1	2x, last: Alabama St., 3-2-25
Stolen Bases		

STREAKS

	Current	Career Best
Hitting		2
On-Base	1	2

MULTI-HIT GAMES

	2	3	4	5+	TOTAL
2025	1				1

MULTI-RBI GAMES

	2	3	4	5+	TOTAL
2025		1	1		2

2025 GAME-BY-GAME (HITTING)

DATE	OPPONENT	POS	AB	R	H	TB	2B	3B	HR	RBI	BB	HBP	SO	SB-ATT	E	
2/6	Texas A&M-CC	ph	1	0	1	1	0	0	0	1	0	0	0	0-0	0	
2/6	Sam Houston						-Did Not Play-									
2/7	Houston Christian	ph	1	0	0	0	0	0	0	0	0	0	1	0-0	0	
2/7	Houston	ph	1	1	1	4	0	0	1	3	0	0	0	0-0	0	
2/8	Houston Christian	*dp	3	0	0	0	0	0	0	0	0	0	1	0-0	0	
2/8	Houston	ph	1	0	0	0	0	0	0	0	0	0	0	0-0	0	
2/9	St. John's	ph	1	0	0	0	0	0	0	0	0	0	0	0-0	0	
2/14	Fordham	ph	1	0	0	0	0	0	0	0	0	0	0	0-0	0	
2/14	St. Thomas						-Did Not Play-									
2/15	Texas State	ph	1	0	0	0	0	0	0	0	0	0	0	0-0	0	
2/15	St. Thomas						-Did Not Play-									
2/16	Texas State						-Did Not Play-									
2/21	North Dakota	ph	1	0	0	0	0	0	0	0	0	0	1	0-0	0	
2/22	Texas Southern						-Did Not Play-									
2/22	North Dakota	ph/dp	1	1	1	4	0	0	1	4	0	1	0	0-1	0	
2/23	Texas Southern	*dp	3	1	1	1	0	0	0	1	1	0	0	0-0	0	
2/23	Tarleton State	ph	1	0	0	0	0	0	0	0	0	0	1	0-0	0	
2/28	Northwestern State	*dp	3	0	0	0	0	0	0	0	0	0	2	0-0	0	
2/28	Mississippi State	ph	1	0	0	0	0	0	0	0	0	0	1	0-0	0	
3/1	Mississippi State	*dp	4	0	2	2	0	0	0	0	0	0	1	0-0	0	
3/1	Alabama State	ph	1	0	0	0	0	0	0	0	0	0	0	0-0	0	
3/2	Alabama State	ph	1	0	0	0	0	0	0	0	1	0	0	0-0	0	
3/6	Saint Joseph's															
3/7	San Diego															
3/7	UPenn															
3/8	Saint Joseph's															
3/8	San Diego															
3/11	New Mexico State															
3/14	San José State															
3/15	San José State															
3/16	San José State															
3/18	UTEP															
3/21	San Diego State															
3/22	San Diego State															
3/23	San Diego State															
3/25	UC San Diego															
4/2	Utah State															
4/2	Utah State															
4/5	Boise State															
4/6	Boise State															
4/11	Colorado State															
4/12	Colorado State															
4/13	Colorado State															
4/17	at Fresno State															
4/18	at Fresno State															
4/19	at Fresno State															
4/22	UTEP															
4/25	Nevada															
4/26	Nevada															
4/27	Nevada															
5/1	UNLV															
5/2	UNLV															
5/3	UNLV															
			4	25	3	6	12	0	0	2	9	2	1	8	0-1	0

CAREER STATS

SEASON	GP	GS	AVG.	AB	R	H	2B	3B	HR	RBI	TB	SLG%	BB	SO	HBP	OB%	SF	SH	SB-SA	PO	A	E	FLD%
2025	17	4	.240	25	3	6	0	0	2	9	12	.480	2	8	1	.321	0	0	0-0	0	0	0	.000
TOTAL	17	4	.240	25	3	6	0	0	2	9	12	.480	2	8	1	.321	0	0	0-0	0	0	0	.000

HIGHLIGHTS

- First career hit came on her first at-bat, which scored the game-ending run in the fifth inning against Texas A&M-Corpus Christi.
- Hit a pinch-hit 3-run home run against Houston in the 5th inning
- Hit a pinch-hit grand slam in the Feb. 22 game against North Dakota in the 3rd inning
- Named to the first team all-district her freshman and sophomore years while also being named first team all-region and second team all-state as a sophomore
- Named district player of the year, first team all-region and first team all-district as a junior
- Played for Lady Dukes Lamar, Top Gun National and Virginia Glory.
- Majoring in business administration

THE 2025 LOBOS



3 Ella Dawson

FR • P • 5-9 • R/R

Aldie, Va. (John Champe HS)

SEASON BESTS

IP (high)	0.1	Texas Southern, 2-22-25
H (low)	0	Texas Southern, 2-22-25
R (low)	2	Texas Southern, 2-22-25
ER (low)	2	Texas Southern, 2-22-25
BB (low)	2	Texas Southern, 2-22-25
SO (high)		
BF (high)	3	Texas Southern, 2-22-25
NP (high)	17	Texas Southern, 2-22-25

CAREER BESTS (MIN. 3.0 IP)

IP (high)
H (low)
R (low)
ER (low)
BB (low)
SO (high)
BF (high)
NP (high)

PITCHING SUPERLATIVES (MIN. 4.0 IP)

	Season	Career
5+ K		
10+ K		
1 R or Less		
Shutout		

2025 GAME-BY-GAME (PITCHING)

DATE	OPPONENT	W-L	ERA	CG	IP	H	R	ER	BB	SO	2B	3B	HR	BF	HBP
2/6	Texas A&M-CC							-Did Not Play-							
2/6	Sam Houston							-Did Not Play-							
2/7	Houston Christian							-Did Not Play-							
2/7	Houston							-Did Not Play-							
2/8	Houston Christian							-Did Not Play-							
2/8	Houston							-Did Not Play-							
2/9	St. John's							-Did Not Play-							
2/14	Fordham							-Did Not Play-							
2/14	St. Thomas							-Did Not Play-							
2/15	Texas State							-Did Not Play-							
2/15	St. Thomas							-Did Not Play-							
2/16	Texas State							-Did Not Play-							
2/21	North Dakota							-Did Not Play-							
2/22	Texas Southern	0-0	42.00	0	0.1	0	2	2	2	0	0	0	0	3	0
2/22	North Dakota							-Did Not Play-							
2/23	Texas Southern							-Did Not Play-							
2/23	Tarleton State							-Did Not Play-							
2/28	Northwestern State							-Did Not Play-							
2/28	Mississippi State							-Did Not Play-							
3/1	Mississippi State							-Did Not Play-							
3/1	Alabama State							-Did Not Play-							
3/2	Alabama State							-Did Not Play-							
3/6	Saint Joseph's							-Did Not Play-							
3/7	San Diego							-Did Not Play-							
3/7	UPenn							-Did Not Play-							
3/8	Saint Joseph's							-Did Not Play-							
3/8	San Diego							-Did Not Play-							
3/11	New Mexico State							-Did Not Play-							
3/14	San José State							-Did Not Play-							
3/15	San José State							-Did Not Play-							
3/16	San José State							-Did Not Play-							
3/18	UTEP							-Did Not Play-							
3/21	San Diego State							-Did Not Play-							
3/22	San Diego State							-Did Not Play-							
3/23	San Diego State							-Did Not Play-							
3/25	UC San Diego							-Did Not Play-							
4/2	Utah State							-Did Not Play-							
4/2	Utah State							-Did Not Play-							
4/5	Boise State							-Did Not Play-							
4/6	Boise State							-Did Not Play-							
4/11	Colorado State							-Did Not Play-							
4/12	Colorado State							-Did Not Play-							
4/13	Colorado State							-Did Not Play-							
4/17	at Fresno State							-Did Not Play-							
4/18	at Fresno State							-Did Not Play-							
4/19	at Fresno State							-Did Not Play-							
4/22	UTEP							-Did Not Play-							
4/25	Nevada							-Did Not Play-							
4/26	Nevada							-Did Not Play-							
4/27	Nevada							-Did Not Play-							
5/1	UNLV							-Did Not Play-							
5/2	UNLV							-Did Not Play-							
5/3	UNLV							-Did Not Play-							
		0-0	42.00	0	0.1	0	2	2	2	0	0	0	0	3	0

CAREER STATS

SEASON	GS	APP	CG	W-L	ERA	SHO	SV	IP	H	R	ER	BB	SO	2B	3B	HR	BF	NP-STK	WP	HBP	PO	A	E	FLD%
2025	0	1	0	0-0	42.00	0	0	0.1	0	2	2	2	0	0	0	0	3	17-6	0	0	0	0	0	.000
TOTAL	0	1	0	0-0	42.00	0	0	0.1	0	2	2	2	0	0	0	0	3	17-6	0	0	0	0	0	.000

HIGHLIGHTS

- Named to the first team all-district her freshman and sophomore years while also being named first team all-region and second team all-state as a sophomore
- Named district player of the year, first team all-region and first team all-district as a junior
- Played for Lady Dukes Lamar, Top Gun National and Virginia Glory.
- Majoring in business administration

THE 2025 LOBOS



4 Ava Castillo

FR • OF • 5-4 • L/R
Mansfield, Texas (Pantego Christian Academy)

SEASON BESTS

Hits
Doubles
Triples
Home Runs
RBI
Runs 2 Texas Southern, 2-23-25
Walks
Stolen Bases

CAREER BESTS

Hits
Doubles
Triples
Home Runs
RBI
Runs 2 Texas Southern, 2-23-25
Walks
Stolen Bases

STREAKS

Current Career Best
Hitting
On-Base

MULTI-HIT GAMES

2 3 4 5+ TOTAL
2025

MULTI-RBI GAMES

2 3 4 5+ TOTAL
2025

2025 GAME-BY-GAME

DATE	OPPONENT	POS	AB	R	H	TB	2B	3B	HR	RBI	BB	HBP	SO	SB-ATT	E
2/6	Texas A&M-CC	pr	0	1	0	0	0	0	0	0	0	0	0	0-0	0
2/6	Sam Houston						-Did Not Play-								
2/7	Houston Christian	pr	0	0	0	0	0	0	0	0	0	0	0	0-0	0
2/7	Houston	pr	0	1	0	0	0	0	0	0	0	0	0	0-0	0
2/8	Houston Christian	pr	0	0	0	0	0	0	0	0	0	0	0	0-0	0
2/8	Houston	pr	0	0	0	0	0	0	0	0	0	0	0	0-0	0
2/9	St. John's						-Did Not Play-								
2/14	Fordham	pr	0	0	0	0	0	0	0	0	0	0	0	0-0	0
2/14	St. Thomas	pr	0	1	0	0	0	0	0	0	0	0	0	0-0	0
2/15	Texas State						-Did Not Play-								
2/15	St. Thomas						-Did Not Play-								
2/16	Texas State						-Did Not Play-								
2/21	North Dakota	pr	0	0	0	0	0	0	0	0	0	0	0	0-0	0
2/22	Texas Southern	pr	0	1	0	0	0	0	0	0	0	0	0	0-0	0
2/22	North Dakota	pr	0	0	0	0	0	0	0	0	0	0	0	0-0	0
2/23	Texas Southern	pr/dp	1	2	0	0	0	0	0	0	0	0	0	0-0	0
2/23	Tarleton State						-Did Not Play-								
2/28	Northwestern State	pr	0	1	0	0	0	0	0	0	0	0	0	0-0	0
2/28	Mississippi State						-Did Not Play-								
3/1	Mississippi State	pr	0	0	0	0	0	0	0	0	0	0	0	0-0	0
3/1	Alabama State	pr	0	1	0	0	0	0	0	0	0	0	0	0-0	0
3/2	Alabama State	pr	0	1	0	0	0	0	0	0	0	0	0	0-0	0
3/6	Saint Joseph's														
3/7	San Diego														
3/7	UPenn														
3/8	Saint Joseph's														
3/8	San Diego														
3/11	New Mexico State														
3/14	San José State														
3/15	San José State														
3/16	San José State														
3/18	UTEP														
3/21	San Diego State														
3/22	San Diego State														
3/23	San Diego State														
3/25	UC San Diego														
4/2	Utah State														
4/2	Utah State														
4/5	Boise State														
4/6	Boise State														
4/11	Colorado State														
4/12	Colorado State														
4/13	Colorado State														
4/17	at Fresno State														
4/18	at Fresno State														
4/19	at Fresno State														
4/22	UTEP														
4/25	Nevada														
4/26	Nevada														
4/27	Nevada														
5/1	UNLV														
5/2	UNLV														
5/3	UNLV														
			1	9	0	0	0	0	0	0	0	0	0	0-0	0

CAREER STATS

SEASON	GP	GS	AVG.	AB	R	H	2B	3B	HR	RBI	TB	SLG%	BB	SO	HBP	OB%	SF	SH	SB-SA	PO	A	E	FLD%
2025	15	0	.000	1	9	0	0	0	0	0	0	.000	0	0	0	.000	0	0	0-0	0	0	0	.000
TOTAL	15	0	.000	1	9	0	0	0	0	0	0	.000	0	0	0	.000	0	0	0-0	0	0	0	.000

HIGHLIGHTS

- Majoring in exercise science
- Named first team all-district three times, second team all-state twice, district freshman of the year, district defensive player of the year, team defensive MVP, team offensive MVP and honorable mention all-state as well as was named Max Preps/NFCA High School Player of the Week: South Central Region
- Played soccer, volleyball, archery, track and field and cross country
- Qualified for nationals in archery

THE 2025 LOBOS



5 Lexi Atcitty

RS-SO • P • 6-0 • L/L
Lehi, Utah (BYU)

SEASON BESTS

IP (high)	5.0	Texas State, 2-15-25
H (low)	0	Houston, 2-7-25
R (low)	0	2x, last : Houston, 2-7-25
ER (low)	0	4x, last : Tarleton State, 2-23-25
BB (low)	0	4x, last: Mississippi St., 3-1-25
SO (high)	4	2x, last: Texas State, 2-15-25
BF (high)	19	Texas State, 2-15-25
NP (high)	75	Texas State, 2-15-25

CAREER BESTS(MIN. 3.0 IP)

IP (high)	5.0	Texas State, 2-15-25
H (low)	2	2x, last: Tarleton State, 2-23-25
R (low)	1	Tarleton State, 2-23-25
ER (low)	0	Tarleton State, 2-23-25
BB (low)	0	Houston, 2-8-25
SO (high)	4	Texas State, 2-15-25
BF (high)	19	Texas State, 2-15-25
NP (high)	75	Texas State, 2-15-25

PITCHING SUPERLATIVES (MIN. 4.0 IP)

	Season	Career
5+ K		
10+ K		
1 R or Less		
Shutout		

2025 GAME-BY-GAME

DATE	OPPONENT	W-L	ERA	CG	IP	H	R	ER	BB	SO	2B	3B	HR	BF	HBP
2/6	Texas A&M-CC							-Did Not Play-							
2/6	Sam Houston	0-0	0.00	0	2.2	2	0	0	0	1	0	0	0	11	0
2/7	Houston Christian							-Did Not Play-							
2/7	Houston	0-0	0.00	0	2.0	0	0	0	3	1	0	0	0	10	0
2/8	Houston Christian	0-0	6.00	0	2.1	3	2	2	0	0	1	0	0	11	0
2/8	Houston	0-1	6.30	0	3.1	3	3	3	0	1	0	0	1	13	0
2/9	St. John's							-Did Not Play-							
2/14	Fordham							-Did Not Play-							
2/14	St. Thomas	0-0	6.00	0	2.1	5	2	2	2	4	0	0	1	14	0
2/15	Texas State	0-0	2.80	0	5.0	2	2	2	2	4	0	1	0	19	0
2/15	St. Thomas							-Did Not Play-							
2/16	Texas State	0-0	0.00	0	2.2	3	3	0	1	1	0	0	0	12	0
2/21	North Dakota							-Did Not Play-							
2/22	Texas Southern							-Did Not Play-							
2/22	North Dakota	0-0	5.25	0	1.1	3	1	1	1	0	1	0	0	8	0
2/23	Texas Southern							-Did Not Play-							
2/23	Tarleton State	0-0	0.00	0	3.0	2	1	0	1	3	0	0	0	12	0
2/28	Northwestern State							-Did Not Play-							
2/28	Mississippi State	0-0	84.00	0	0.1	3	4	4	1	0	0	0	2	5	0
3/1	Mississippi State	0-0	7.00	0	1.0	2	1	1	0	0	0	0	0	5	0
3/1	Alabama State							-Did Not Play-							
3/2	Alabama State							-Did Not Play-							
3/6	Saint Joseph's														
3/7	San Diego														
3/7	UPenn														
3/8	Saint Joseph's														
3/8	San Diego														
3/11	New Mexico State														
3/14	San José State														
3/15	San José State														
3/16	San José State														
3/18	UTEP														
3/21	San Diego State														
3/22	San Diego State														
3/23	San Diego State														
3/25	UC San Diego														
4/2	Utah State														
4/2	Utah State														
4/5	Boise State														
4/6	Boise State														
4/11	Colorado State														
4/12	Colorado State														
4/13	Colorado State														
4/17	at Fresno State														
4/18	at Fresno State														
4/19	at Fresno State														
4/22	UTEP														
4/25	Nevada														
4/26	Nevada														
4/27	Nevada														
5/1	UNLV														
5/2	UNLV														
5/3	UNLV														
		0-1	4.04	0	26.0	28	19	15	11	15	2	1	4	120	0

CAREER STATS

SEASON	GS	APP	CG	W-L	ERA	SHO	SV	IP	H	R	ER	BB	SO	2B	3B	HR	BF	NP-STK	WP	HBP	PO	A	E	FLD%
2021																								
2022																								
2025	4	11	0	0-1	4.04	0	0	26.0	28	19	15	11	15	2	1	4	120	488-288	1	0	0	2	1	.667
TOTAL	4	11	0	0-1	4.04	0	0	26.0	28	19	15	11	15	2	1	4	120	488-288	1	0	0	2	1	.667

HIGHLIGHTS

- Graduated from Skyridge High School
- Also played basketball in high school
- HS team won the 2A State Championship and was named 2A State MVP in 2022
- Also lettered in basketball and cheer
- Spent 18 months on a mission trip on the border of southern Texas
- Member of the Navajo tribe
- Majoring in liberal arts and integrative studies

THE 2025 LOBOS



7 Ashley Archuleta

SR • INF • 5-4 • L/R
Rio Rancho, N.M. (Cleveland HS)

SEASON BESTS

Hits	3	Northwestern St., 2-28-25
Doubles	1	4x, last: Mississippi St., 3-1-25
Triples	1	3x, last: Alabama St., 3-1-25
Home Runs	1	Texas Southern, 2-23-25
RBI	3	Texas Southern, 2-23-25
Runs	3	Texas Southern, 2-22-25
Walks	2	Texas A&M-CC, 2-6-25
Stolen Bases	1	HCU, 2-8-25

CAREER BESTS

Hits	4	UNLV, 3-22-24
Doubles	2	NMSU, 3-8-22
Triples	1	10x, last: Alabama St., 3-1-25
Home Runs	2	Fresno State, 4-15-22
RBI	4	Fresno State, 4-15-22
Runs	3	Texas Southern, 2-22-25
Walks	3	Nevada, 4-23-22
Stolen Bases	2	Tennessee State, 2-9-24

STREAKS

	Current	Career Best
Hitting	4	13
On-Base	11	22

MULTI-HIT GAMES

	2	3	4	5+	TOTAL
2022	12	3	-	-	15
2023	12	1	-	-	13
2024	4	1	1	-	6
2025	4	1	-	-	5

MULTI-RBI GAMES

	2	3	4	5+	TOTAL
2022	3	1	1	-	5
2023	5	3	-	-	8
2024	3	-	-	-	3
2025	1	1	-	-	2

2025 GAME-BY-GAME

DATE	OPPONENT	POS	AB	R	H	TB	2B	3B	HR	RBI	BB	HBP	SO	SB-ATT	E
2/6	Texas A&M-CC	*2b	1	2	0	0	0	0	0	0	2	0	0	0-0	0
2/6	Sam Houston	*2b	3	0	0	0	0	0	0	0	1	0	0	0-0	1
2/7	Houston Christian	*2b	2	0	0	0	0	0	0	0	1	0	1	0-0	0
2/7	Houston	*2b	3	0	0	0	0	0	0	0	1	0	0	0-0	1
2/8	Houston Christian	*2b	2	0	1	1	0	0	0	0	1	0	0	1-1	1
2/8	Houston	*2b	5	1	2	2	0	0	0	0	0	0	0	0-0	0
2/9	St. John's	*2b	4	0	1	2	1	0	0	0	0	0	1	0-0	0
2/14	Fordham	*2b	3	0	0	0	0	0	0	0	0	0	1	0-0	0
2/14	St. Thomas	ph	1	0	0	0	0	0	0	0	0	0	0	0-0	0
2/15	Texas State	ph/2b	1	0	0	0	0	0	0	0	0	0	0	0-0	0
2/15	St. Thomas	*2b	3	1	1	1	0	0	0	1	1	0	2	0-0	0
2/16	Texas State	*2b/dp	2	0	1	1	0	0	0	0	0	0	1	0-0	0
2/21	North Dakota	*2b	3	0	1	1	0	0	0	1	0	1	0	0-1	0
2/22	Texas Southern	*2b	2	3	2	5	1	1	0	2	1	1	0	0-0	0
2/22	North Dakota	*2b	4	2	2	4	0	1	0	0	0	0	0	0-0	1
2/23	Texas Southern	*2b	2	2	1	4	0	0	1	3	1	1	0	0-0	0
2/23	Tarleton State	*2b	2	0	0	0	0	0	0	0	1	0	0	0-0	0
2/28	Northwestern State	*2b	4	2	3	4	1	0	0	0	0	0	1	0-0	0
2/28	Mississippi State					-Did Not Play-									
3/1	Mississippi State	ph	1	1	1	2	1	0	0	0	0	0	0	0-0	0
3/1	Alabama State	*dp	3	2	2	4	0	1	0	0	1	0	0	0-0	0
3/2	Alabama State	*dp	5	0	1	1	0	0	0	0	0	0	0	0-0	0
3/6	Saint Joseph's														
3/7	San Diego														
3/7	UPenn														
3/8	Saint Joseph's														
3/8	San Diego														
3/11	New Mexico State														
3/14	San José State														
3/15	San José State														
3/16	San José State														
3/18	UTEP														
3/21	San Diego State														
3/22	San Diego State														
3/23	San Diego State														
3/25	UC San Diego														
4/2	Utah State														
4/2	Utah State														
4/5	Boise State														
4/6	Boise State														
4/11	Colorado State														
4/12	Colorado State														
4/13	Colorado State														
4/17	at Fresno State														
4/18	at Fresno State														
4/19	at Fresno State														
4/22	UTEP														
4/25	Nevada														
4/26	Nevada														
4/27	Nevada														
5/1	UNLV														
5/2	UNLV														
5/3	UNLV														
			21	56	16	19	32	4	3	1	7	11	3	7	1-2 4

CAREER STATS

SEASON	GP	GS	AVG.	AB	R	H	2B	3B	HR	RBI	TB	SLG%	BB	SO	HBP	OB%	SF	SH	SB-SA	PO	A	E	FLD%
2022	53	53	.326	172	29	56	9	1	2	21	73	.424	20	36	3	.405	0	1	1-1	86	100	15	.926
2023	47	45	.331	130	22	43	4	5	3	25	66	.508	16	25	0	.401	1	2	2-2	82	89	9	.950
2024	49	48	.250	136	19	34	7	1	2	19	49	.360	13	29	4	.331	1	0	7-8	85	58	7	.953
2025	21	18	.339	56	16	19	4	3	1	7	32	.571	11	7	3	.471	0	0	1-2	23	27	4	.926
TOTAL	170	164	.308	494	86	152	24	10	8	72	220	.445	60	97	10	.392	2	3	11-13	276	274	35	.940

HIGHLIGHTS

- Currently has an 11-game streak of reaching base and a 4-game hitting streak
- Member of the Leadership Council
- All-Conference First Team in 2022 and 2023
- First two-time first team all-conference player for UNM since Brandi Heimburg (2014 and 2015)
- Played in 49 games with 48 starts. Started 45 games at second, 3 games as DP last season
- Led the team in stolen bases (seven) and tied for the team high in doubles (seven) last season
- Was 7-7 with runners on third and less than two outs last season
- Played 45 games at second her sophomore season
- Played 51 games at second, 1 game at shortstop and 1 game as DP freshman season
- 2nd on the team in total bases (73), hits (56) and doubles (9) as a freshman
- Majoring in biochemistry

THE 2025 LOBOS



8 Katherine Brunner

SO • INF • 5-7 • R/R

Katy, Texas (James E. Taylor HS)

SEASON BESTS

Hits	2	Texas Southern, 2-23-25
Doubles	1	2x, last: Texas Southern, 2-23-25
Triples		
Home Runs		
RBI	3	Texas Southern, 2-23-25
Runs	1	6x, last: Mississippi St., 2-28-25
Walks	1	3x, last: NW St., 2-28-25
Stolen Bases		

CAREER BESTS

Hits	3	Marist, 2-16-24
Doubles	1	6x, last: Texas Southern, 2-23-25
Triples		
Home Runs	1	2x, last: Utah State, 4-19-24
RBI	3	3x, last: Texas Southern, 2-23-25
Runs	2	Utah State, 4-19-24
Walks	2	2x, last: UConn, 3-8-24
Stolen Bases	1	Tennessee State, 2-9-24

STREAKS

	Current	Career Best
Hitting		6
On-Base		7

MULTI-HIT GAMES

	2	3	4	5+	TOTAL
2024	4	1	-	-	5
2025	1				1

MULTI-RBI GAMES

	2	3	4	5+	TOTAL
2024	2	2	-	-	4
2025	1	1			2

2025 GAME-BY-GAME																		
DATE	OPPONENT	POS	AB	R	H	TB	2B	3B	HR	RBI	BB	HBP	SO	SB-ATT	E			
2/6	Texas A&M-CC	*3b	2	0	0	0	0	0	0	0	0	0	0	0	0-0	0		
2/6	Sam Houston	*3b	1	0	0	0	0	0	0	0	0	0	0	0	0-0	0		
2/7	Houston Christian						-Did Not Play-											
2/7	Houston	3b	2	1	1	1	0	0	0	0	0	0	1	0-0	0			
2/8	Houston Christian						-Did Not Play-											
2/8	Houston						-Did Not Play-											
2/9	St. John's	ph	1	0	1	1	0	0	0	0	0	0	0	0-0	0			
2/14	Fordham	ph	0	0	0	0	0	0	0	0	1	0	0	0-0	0			
2/14	St. Thomas	*ss	4	0	1	2	1	0	0	2	0	0	0	0-0	0			
2/15	Texas State	*ss	3	0	1	1	0	0	0	0	0	0	0	0-0	0			
2/15	St. Thomas	*ss	4	1	1	1	0	0	0	0	0	0	2	0-0	0			
2/16	Texas State	*ss	4	0	1	1	0	0	0	0	0	0	1	0-0	1			
2/21	North Dakota	*ss	3	0	0	0	0	0	0	0	0	0	0	0-0	1			
2/22	Texas Southern	*ss	3	0	1	1	0	0	0	0	0	0	1	0-0	0			
2/22	North Dakota	*ss	4	1	1	1	0	0	0	0	0	0	1	0-0	0			
2/23	Texas Southern	*ss	2	1	2	3	1	0	0	3	1	0	0	0-0	0			
2/23	Tarleton State	*ss	3	0	0	0	0	0	0	0	0	0	1	0-0	0			
2/28	Northwestern State	*ss	2	1	1	1	0	0	0	1	1	0	0	0-0	0			
2/28	Mississippi State	*ss	2	1	0	0	0	0	0	0	0	1	1	0-0	0			
3/1	Mississippi State	*ss	3	0	0	0	0	0	0	0	0	0	1	0-0	0			
3/1	Alabama State	*ss	2	0	0	0	0	0	0	0	0	0	1	0-0	0			
3/2	Alabama State	*ss	3	0	0	0	0	0	0	1	0	0	0	0-0	0			
3/6	Saint Joseph's																	
3/7	San Diego																	
3/7	UPenn																	
3/8	Saint Joseph's																	
3/8	San Diego																	
3/11	New Mexico State																	
3/14	San José State																	
3/15	San José State																	
3/16	San José State																	
3/18	UTEP																	
3/21	San Diego State																	
3/22	San Diego State																	
3/23	San Diego State																	
3/25	UC San Diego																	
4/2	Utah State																	
4/2	Utah State																	
4/5	Boise State																	
4/6	Boise State																	
4/11	Colorado State																	
4/12	Colorado State																	
4/13	Colorado State																	
4/17	at Fresno State																	
4/18	at Fresno State																	
4/19	at Fresno State																	
4/22	UTEP																	
4/25	Nevada																	
4/26	Nevada																	
4/27	Nevada																	
5/1	UNLV																	
5/2	UNLV																	
5/3	UNLV																	
			16	48	6	11	13	2	0	0	7	3	1	8	0-0	2		

CAREER STATS																							
SEASON	GP	GS	AVG.	AB	R	H	2B	3B	HR	RBI	TB	SLG%	BB	SO	HBP	OB%	SF	SH	SB-SA	PO	A	E	FLD%
2024	49	44	.224	116	6	26	4	0	2	17	36	.310	8	25	1	.276	2	1	1-1	33	18	3	.944
2025	19	16	.229	48	6	11	2	0	0	7	13	.271	3	10	1	.283	1	1	0-0	17	24	2	.953
TOTAL	68	60	.226	164	12	37	6	0	2	24	49	.299	11	35	2	.278	3	1	1-1	50	42	5	.948

- HIGHLIGHTS
- Named MW Freshman of the Week April 22, 2024
 - Started 25 games as the DP, 12 games at third and 7 games at second as a freshman
 - Majoring in business administration
 - #8 was the first number she wore when she started playing softball at age 6
 - Played for the Bombers, the Lady Dukes and Prolific
 - Also lettered in basketball in high school

THE 2025 LOBOS



9 Jewels Hanawahine

SO • UTIL • 5-9 • R/R
Waimanalo, Hawai'i (Kamehameha Kapalama)

SEASON BESTS

Hits
Doubles
Triples
Home Runs
RBI
Runs
Walks
Stolen Bases

CAREER BESTS

Hits 1 Texas Tech, 2-28-24
Doubles
Triples
Home Runs
RBI
Runs
Walks
Stolen Bases

STREAKS

	Current	Career Best
Hitting		1
On-Base	1	1

MULTI-HIT GAMES

	2	3	4	5+	TOTAL
2024	-	-	-	-	-
2025	-	-	-	-	-

MULTI-RBI GAMES

	2	3	4	5+	TOTAL
2024	-	-	-	-	-
2025	-	-	-	-	-

2025 GAME-BY-GAME

DATE	OPPONENT	POS	AB	R	H	TB	2B	3B	HR	RBI	BB	HBP	SO	SB-ATT	E
2/6	Texas A&M-CC									-Did Not Play-					
2/6	Sam Houston									-Did Not Play-					
2/7	Houston Christian	*3b	2	0	0	0	0	0	0	0	0	0	2	0-0	0
2/7	Houston									-Did Not Play-					
2/8	Houston Christian									-Did Not Play-					
2/8	Houston	*3b	5	0	0	0	0	0	0	0	0	0	0	0-0	0
2/9	St. John's	*ss	2	0	0	0	0	0	0	0	0	0	1	0-0	0
2/14	Fordham									-Did Not Play-					
2/14	St. Thomas	*3b	2	0	0	0	0	0	0	0	0	0	1	0-0	0
2/15	Texas State									-Did Not Play-					
2/15	St. Thomas	*3b	2	0	0	0	0	0	0	0	0	0	1	0-0	0
2/16	Texas State									-Did Not Play-					
2/21	North Dakota									-Did Not Play-					
2/22	Texas Southern									-Did Not Play-					
2/22	North Dakota	*3b	1	0	0	0	0	0	0	0	0	0	1	0-0	0
2/23	Texas Southern									-Did Not Play-					
2/23	Tarleton State	3b	0	0	0	0	0	0	0	0	0	0	0	0-0	0
2/28	Northwestern State									-Did Not Play-					
2/28	Mississippi State	*2b	1	0	0	0	0	0	0	0	0	1	0	0-0	0
3/1	Mississippi State									-Did Not Play-					
3/1	Alabama State									-Did Not Play-					
3/2	Alabama State									-Did Not Play-					
3/6	Saint Joseph's														
3/7	San Diego														
3/7	UPenn														
3/8	Saint Joseph's														
3/8	San Diego														
3/11	New Mexico State														
3/14	San José State														
3/15	San José State														
3/16	San José State														
3/18	UTEP														
3/21	San Diego State														
3/22	San Diego State														
3/23	San Diego State														
3/25	UC San Diego														
4/2	Utah State														
4/2	Utah State														
4/5	Boise State														
4/6	Boise State														
4/11	Colorado State														
4/12	Colorado State														
4/13	Colorado State														
4/17	at Fresno State														
4/18	at Fresno State														
4/19	at Fresno State														
4/22	UTEP														
4/25	Nevada														
4/26	Nevada														
4/27	Nevada														
5/1	UNLV														
5/2	UNLV														
5/3	UNLV														
			7	15	0	0	0	0	0	0	0	1	6	0-0	0

CAREER STATS

SEASON	GP	GS	AVG.	AB	R	H	2B	3B	HR	RBI	TB	SLG%	BB	SO	HBP	OB%	SF	SH	SB-SA	PO	A	E	FLD%
2024	4	0	.250	4	0	1	0	0	0	0	1	.250	0	3	0	.250	0	0	0-0	0	0	0	.000
2025	8	7	.000	15	0	0	0	0	0	0	0	.000	0	6	1	.063	0	1	0-0	2	15	0	1.000
TOTAL	12	7	.053	19	0	1	0	0	0	0	1	.053	0	9	1	.100	0	1	0-0	2	15	0	1.000

HIGHLIGHTS

- Majoring in business administration
- Played for Firecrackers Rico 18U, Firecrackers Brasher Smith and Firecrackers Hawaii
- Wears #9 because she and her two siblings were all born on the 9th of different months

THE 2025 LOBOS



10 Allie Williams

FR • OF • 5-5 • R/R
Houston, Texas (Episcopal HS)

SEASON BESTS				
Hits	3	2x, last: St. Thomas, 2-14-25		
Doubles	2	2x, last: Texas Southern, 2-22-25		
triples				
Home Runs				
RBI	3	2x, last: St. Thomas, 2-14-25		
Runs	2	2x, last: NW St., 2-28-25		
Walks	2	Texas State, 2-16-25		
Stolen Bases				

CAREER BESTS				
Hits	3	2x, last: St. Thomas, 2-14-25		
Doubles	2	2x, last: Texas Southern, 2-22-25		
triples				
Home Runs				
RBI	3	2x, last: St. Thomas, 2-14-25		
Runs	2	2x, last: NW St., 2-28-25		
Walks	2	Texas State, 2-16-25		
Stolen Bases				

STREAKS		
	Current	Career Best
Hitting	5	11
On-Base	5	16

MULTI-HIT GAMES					
	2	3	4	5+	TOTAL
2025	5	2			7

MULTI-RBI GAMES					
	2	3	4	5+	TOTAL
2025	2	2			4

2025 GAME-BY-GAME																	
DATE	OPPONENT	POS	AB	R	H	TB	2B	3B	HR	RBI	BB	HBP	SO	SB-ATT	E		
2/6	Texas A&M-CC	*dp	3	0	3	5	2	0	0	3	0	0	0	0-0	0		
2/6	Sam Houston	*dp/rf	3	0	1	1	0	0	0	0	0	0	0	0-0	0		
2/7	Houston Christian	*rf	2	0	1	1	0	0	0	0	1	0	0	0-0	0		
2/7	Houston	*rf	4	0	2	2	0	0	0	2	0	0	0	0-0	0		
2/8	Houston Christian	*rf	4	0	1	1	0	0	0	0	0	0	0	0-0	0		
2/8	Houston	*rf	4	0	2	2	0	0	0	0	1	0	0	0-0	0		
2/9	St. John's	*rf	4	0	1	1	0	0	0	0	0	0	0	0-0	0		
2/14	Fordham	*dp	4	0	2	2	0	0	0	1	0	0	0	0-0	0		
2/14	St. Thomas	*rf	3	0	3	3	0	0	0	3	0	0	0	0-0	0		
2/15	Texas State	*dp	3	0	1	1	0	0	0	0	0	0	0	0-0	0		
2/15	St. Thomas	*rf	3	1	1	1	0	0	0	0	1	0	0	0-0	0		
2/16	Texas State	*rf	2	0	0	0	0	0	0	0	2	0	1	0-0	0		
2/21	North Dakota	*rf	3	0	0	0	0	0	0	0	1	0	1	0-0	0		
2/22	Texas Southern	*rf	3	1	2	4	2	0	0	2	1	0	0	0-1	0		
2/22	North Dakota	*rf	4	0	1	1	0	0	0	0	0	0	0	0-0	0		
2/23	Texas Southern	*rf	3	2	1	2	1	0	0	1	1	0	0	0-0	0		
2/23	Tarleton State	*rf	3	0	0	0	0	0	0	0	0	0	0	0-0	1		
2/28	Northwestern State	*rf	3	2	2	3	1	0	0	0	0	0	0	0-0	0		
2/28	Mississippi State	*rf	3	0	1	1	0	0	0	0	0	0	0	0-0	0		
3/1	Mississippi State	*rf	3	0	1	1	0	0	0	1	1	0	0	0-0	0		
3/1	Alabama State	*rf	3	0	1	2	1	0	0	0	1	0	0	0-0	0		
3/2	Alabama State	*rf	3	0	1	1	0	0	0	0	1	0	0	0-0	0		
3/6	Saint Joseph's																
3/7	San Diego																
3/7	UPenn																
3/8	Saint Joseph's																
3/8	San Diego																
3/11	New Mexico State																
3/14	San José State																
3/15	San José State																
3/16	San José State																
3/18	UTEP																
3/21	San Diego State																
3/22	San Diego State																
3/23	San Diego State																
3/25	UC San Diego																
4/2	Utah State																
4/2	Utah State																
4/5	Boise State																
4/6	Boise State																
4/11	Colorado State																
4/12	Colorado State																
4/13	Colorado State																
4/17	at Fresno State																
4/18	at Fresno State																
4/19	at Fresno State																
4/22	UTEP																
4/25	Nevada																
4/26	Nevada																
4/27	Nevada																
5/1	UNLV																
5/2	UNLV																
5/3	UNLV																
			22	70	6	28	35	7	0	0	13	11	0	2	0-1	1	

CAREER STATS																			
SEASON	GP	GS	AVG.	AB	R	H	2B	3B	HR	RBI	TB	SLG%	BB	SO	HBP	OB%	SF	SH	SB-SA
2025	22	22	.400	70	6	28	7	0	0	13	35	.500	11	2	0	.476	1	0	0-1
TOTAL	22	22	.400	70	6	28	7	0	0	13	35	.500	11	2	0	.476	1	0	0-1
																			29 0 1 .967

- Leads the team in batting average, on-base %, hits, doubles, total bases, tied for second in RBI and walks, fourth in slugging %. Also has team lead in putouts by outfielders.
- 5th in the MW in hits, 9th in batting average, 12th in total bases, 10th in on-base %
- Tied for 43rd in the NCAA in hits (tied for 3rd for most by a freshman)
- Has reached base in 22 games and had a hit in first 11 games and 19 games to date
- Majoring in business administration
- Named to the Houston Chronicle All Private School Team and to the VYPE Sports All Private School Team in both 2022 and 2023
- Was the VYPE Private School Player of the Year in 2023 and 2024
- Third member in her immediate family to play a collegiate sport, joining her mother who played basketball at Howard and her father who played football at Howard

THE 2025 LOBOS



11 Adelaide Haack

FR • UTIL • 5-7 • R/R
Oklahoma City, Okla. (Westmoore HS)

SEASON BESTS

Hits
Doubles
Triples
Home Runs
RBI
Runs
Walks
Stolen Bases

CAREER BESTS

Hits
Doubles
Triples
Home Runs
RBI
Runs
Walks
Stolen Bases

STREAKS

	Current	Career Best
Hitting		
On-Base		

MULTI-HIT GAMES

	2	3	4	5+	TOTAL
2025					

MULTI-RBI GAMES

	2	3	4	5+	TOTAL
2025					

2025 GAME-BY-GAME

DATE	OPPONENT	POS	AB	R	H	TB	2B	3B	HR	RBI	BB	HBP	SO	SB-ATT	E
2/6	Texas A&M-CC									-Did Not Play-					
2/6	Sam Houston									-Did Not Play-					
2/7	Houston Christian									-Did Not Play-					
2/7	Houston									-Did Not Play-					
2/8	Houston Christian									-Did Not Play-					
2/8	Houston	pr	0	0	0	0	0	0	0	0	0	0	0	0-0	0
2/9	St. John's									-Did Not Play-					
2/14	Fordham									-Did Not Play-					
2/14	St. Thomas									-Did Not Play-					
2/15	Texas State									-Did Not Play-					
2/15	St. Thomas									-Did Not Play-					
2/16	Texas State									-Did Not Play-					
2/21	North Dakota									-Did Not Play-					
2/22	Texas Southern									-Did Not Play-					
2/22	North Dakota									-Did Not Play-					
2/23	Texas Southern									-Did Not Play-					
2/23	Tarleton State	pr	0	0	0	0	0	0	0	0	0	0	0	0-0	0
2/28	Northwestern State									-Did Not Play-					
2/28	Mississippi State									-Did Not Play-					
3/1	Mississippi State									-Did Not Play-					
3/1	Alabama State									-Did Not Play-					
3/2	Alabama State									-Did Not Play-					
3/6	Saint Joseph's									-Did Not Play-					
3/7	San Diego									-Did Not Play-					
3/7	UPenn									-Did Not Play-					
3/8	Saint Joseph's									-Did Not Play-					
3/8	San Diego									-Did Not Play-					
3/11	New Mexico State									-Did Not Play-					
3/14	San José State									-Did Not Play-					
3/15	San José State									-Did Not Play-					
3/16	San José State									-Did Not Play-					
3/18	UTEP									-Did Not Play-					
3/21	San Diego State									-Did Not Play-					
3/22	San Diego State									-Did Not Play-					
3/23	San Diego State									-Did Not Play-					
3/25	UC San Diego									-Did Not Play-					
4/2	Utah State									-Did Not Play-					
4/2	Utah State									-Did Not Play-					
4/5	Boise State									-Did Not Play-					
4/6	Boise State									-Did Not Play-					
4/11	Colorado State									-Did Not Play-					
4/12	Colorado State									-Did Not Play-					
4/13	Colorado State									-Did Not Play-					
4/17	at Fresno State									-Did Not Play-					
4/18	at Fresno State									-Did Not Play-					
4/19	at Fresno State									-Did Not Play-					
4/22	UTEP									-Did Not Play-					
4/25	Nevada									-Did Not Play-					
4/26	Nevada									-Did Not Play-					
4/27	Nevada									-Did Not Play-					
5/1	UNLV									-Did Not Play-					
5/2	UNLV									-Did Not Play-					
5/3	UNLV									-Did Not Play-					
			0	0	0	0	0	0	0	0	0	0	0	0-0	0


CAREER STATS

SEASON	GP	GS	AVG.	AB	R	H	2B	3B	HR	RBI	TB	SLG%	BB	SO	HBP	OB%	SF	SH	SB-SA	PO	A	E	FLD%
2025	2	0	.000	0	0	0	0	0	0	0	0	.000	0	0	0	.000	0	0	0-0	0	0	0	.000
TOTAL	2	0	.000	0	0	0	0	0	0	0	0	.000	0	0	0	.000	0	0	0-0	0	0	0	.000

HIGHLIGHTS

- Majoring in business administration
- Won a district championship in 2021
- Named all-state, all-region and all-district in 2023 and All-COAC Honorable Mention in 2023, 2022 and 2021
- Also lettered in track and field

THE 2025 LOBOS



12

Alina Ortiz

SO • P • 5-6 • R/R

Corona, Calif. (Centennial HS)

SEASON BESTS

IP (high)

H (low)

R (low)

ER (low)

BB (low)

SO (high)

BF (high)

NP (high)

CAREER BESTS(MIN. 3.0 IP)

IP (high)

H (low)

R (low)

ER (low)

BB (low)

SO (high)

BF (high)

NP (high)

PITCHING SUPERLATIVES (MIN. 4.0 IP)

Season

Career

5+ K

10+ K

1 R or Less

Shutout

2025 GAME-BY-GAME																
DATE	OPPONENT	W-L	ERA	CG	IP	H	R	ER	BB	SO	2B	3B	HR	BF	HBP	
2/6	Texas A&M-CC							-Did Not Play-								
2/6	Sam Houston							-Did Not Play-								
2/7	Houston Christian							-Did Not Play-								
2/7	Houston							-Did Not Play-								
2/8	Houston Christian							-Did Not Play-								
2/8	Houston							-Did Not Play-								
2/9	St. John's							-Did Not Play-								
2/14	Fordham							-Did Not Play-								
2/14	St. Thomas							-Did Not Play-								
2/15	Texas State							-Did Not Play-								
2/15	St. Thomas							-Did Not Play-								
2/16	Texas State							-Did Not Play-								
2/21	North Dakota							-Did Not Play-								
2/22	Texas Southern							-Did Not Play-								
2/22	North Dakota							-Did Not Play-								
2/23	Texas Southern							-Did Not Play-								
2/23	Tarleton State							-Did Not Play-								
2/28	Northwestern State							-Did Not Play-								
2/28	Mississippi State															
3/1	Mississippi State															
3/1	Alabama State															
3/2	Alabama State															
3/6	Saint Joseph's															
3/7	San Diego															
3/7	UPenn															
3/8	Saint Joseph's															
3/8	San Diego															
3/11	New Mexico State															
3/14	San José State															
3/15	San José State															
3/16	San José State															
3/18	UTEP															
3/21	San Diego State															
3/22	San Diego State															
3/23	San Diego State															
3/25	UC San Diego															
4/2	Utah State															
4/2	Utah State															
4/5	Boise State															
4/6	Boise State															
4/11	Colorado State															
4/12	Colorado State															
4/13	Colorado State															
4/17	at Fresno State															
4/18	at Fresno State															
4/19	at Fresno State															
4/22	UTEP															
4/25	Nevada															
4/26	Nevada															
4/27	Nevada															
5/1	UNLV															
5/2	UNLV															
5/3	UNLV															

CAREER STATS																								
SEASON	GS	APP	CG	W-L	ERA	SHO	SV	IP	H	R	ER	BB	SO	2B	3B	HR	BF	NP-STK	WP	HBP	PO	A	E	FLD%
2024																								
TOTAL																								

- HIGHLIGHTS
- Majoring in nursing.
 - Named a MW Scholar-Athlete

THE 2025 LOBOS



13 Mya Pacheco

FR • INF • 5-3 • R/R
Rio Rancho, N.M. (V. Sue Cleveland HS)

SEASON BESTS

Hits	3	St. Thomas, 2-14-25
Doubles		
Triples		
Home Runs		
RBI	2	St. Thomas, 2-14-25
Runs	1	Texas State, 2-16-25
Walks	1	Texas State, 2-15-25
Stolen Bases		

CAREER BESTS

Hits	3	St. Thomas, 2-14-25
Doubles		
Triples		
Home Runs		
RBI	2	St. Thomas, 2-14-25
Runs	1	Texas State, 2-16-25
Walks	1	Texas State, 2-15-25
Stolen Bases		

STREAKS

	Current	Career Best
Hitting		1
On-Base		3

MULTI-HIT GAMES

	2	3	4	5+	TOTAL
2025		1			1

MULTI-RBI GAMES

	2	3	4	5+	TOTAL
2025	1				1

2025 GAME-BY-GAME

DATE	OPPONENT	POS	AB	R	H	TB	2B	3B	HR	RBI	BB	HBP	SO	SB-ATT	E
2/6	Texas A&M-CC														
2/6	Sam Houston														
2/7	Houston Christian														
2/7	Houston														
2/8	Houston Christian														
2/8	Houston														
2/9	St. John's														
2/14	Fordham	2b	0	0	0	0	0	0	0	0	0	0	0	0-0	0
2/14	St. Thomas	*2b	4	0	3	3	0	0	0	2	0	0	0	0-0	0
2/15	Texas State	*2b	1	0	0	0	0	0	0	0	1	0	1	0-0	0
2/15	St. Thomas	ph/dp	2	0	1	1	0	0	0	1	0	0	0	0-0	0
2/16	Texas State	*dp/2b	4	1	0	0	0	0	0	0	0	0	1	0-0	0
2/21	North Dakota	ph	1	0	0	0	0	0	0	0	0	0	1	0-0	0
2/22	Texas Southern														
2/22	North Dakota														
2/23	Texas Southern														
2/23	Tarleton State														
2/28	Northwestern State														
2/28	Mississippi State														
3/1	Mississippi State														
3/1	Alabama State														
3/2	Alabama State														
3/6	Saint Joseph's														
3/7	San Diego														
3/7	UPenn														
3/8	Saint Joseph's														
3/8	San Diego														
3/11	New Mexico State														
3/14	San José State														
3/15	San José State														
3/16	San José State														
3/18	UTEP														
3/21	San Diego State														
3/22	San Diego State														
3/23	San Diego State														
3/25	UC San Diego														
4/2	Utah State														
4/2	Utah State														
4/5	Boise State														
4/6	Boise State														
4/11	Colorado State														
4/12	Colorado State														
4/13	Colorado State														
4/17	at Fresno State														
4/18	at Fresno State														
4/19	at Fresno State														
4/22	UTEP														
4/25	Nevada														
4/26	Nevada														
4/27	Nevada														
5/1	UNLV														
5/2	UNLV														
5/3	UNLV														
			3	12	1	4	4	0	0	0	3	1	0	3	0-0 0

CAREER STATS

SEASON	GP	GS	AVG.	AB	R	H	2B	3B	HR	RBI	TB	SLG%	BB	SO	HBP	OB%	SF	SH	SB-SA	PO	A	E	FLD%
2025	6	3	.333	12	1	4	0	0	0	3	4	.333	1	3	0	.385	0	0	0-0	1	3	0	1.000
TOTAL	6	3	.333	12	1	4	0	0	0	3	4	.333	1	3	0	.385	0	0	0-0	1	3	0	1.000

HIGHLIGHTS

- Majoring in electrical engineering
- Named the District 1-5A Offensive Player of the Year in 2022, District 1-5A First Team All-District, 5A Metro First Team and 5A all-state first team in 2022

THE 2025 LOBOS



16 Brooke Umali
SO • P • 5-3 • L/L
Burlingame, Calif. (Aragon HS)

SEASON BESTS		
IP (high)	0.1	Texas Southern, 2-23-25
H (low)	1	Houston, 2-7-25
R (low)	0	3x, last: Texas Southern, 2-23-25
ER (low)	0	3x, last: Texas Southern, 2-23-25
BB (low)	0	2x, last: Texas Southern, 2-23-25
SO (high)		
BF (high)	4	Texas Southern, 2-23-25
NP (high)	12	Houston, 2-7-25

CAREER BESTS (MIN. 3.0 IP)		
IP (high)	5.0	San Diego State, 4-3-24
H (low)	1	Boise State, 4-28-24
R (low)	1	2x, last: Boise State, 4-28-24
ER (low)	0	Boise State, 4-28-24
BB (low)	1	2x, last: Montana, 3-1-24
SO (high)	3	Boise State, 4-28-24
BF (high)	20	San Diego State, 4-3-24
NP (high)	73	San Diego State, 4-3-24

PITCHING SUPERLATIVES (MIN. 4.0 IP)		
	Season	Career
5+ K		
10+ K		1
1 R or Less		
Shutout		

2025 GAME-BY-GAME																
DATE	OPPONENT	W-L	ERA	CG	IP	H	R	ER	BB	SO	2B	3B	HR	BF	HBP	
2/6	Texas A&M-CC							-Did Not Play-								
2/6	Sam Houston							-Did Not Play-								
2/7	Houston Christian							-Did Not Play-								
2/7	Houston	0-0	0.00	0	0.0	1	0	0	1	0	0	0	0	3	1	
2/8	Houston Christian							-Did Not Play-								
2/8	Houston							-Did Not Play-								
2/9	St. John's							-Did Not Play-								
2/14	Fordham							-Did Not Play-								
2/14	St. Thomas	0-0	0.00	0	0.0	2	0	0	0	0	1	0	0	2	0	
2/15	Texas State							-Did Not Play-								
2/15	St. Thomas							-Did Not Play-								
2/16	Texas State							-Did Not Play-								
2/21	North Dakota							-Did Not Play-								
2/22	Texas Southern							-Did Not Play-								
2/22	North Dakota							-Did Not Play-								
2/23	Texas Southern	0-0	0.00	0	0.1	3	0	0	0	0	0	0	0	4	0	
2/23	Tarleton State							-Did Not Play-								
2/28	Northwestern State							-Did Not Play-								
2/28	Mississippi State							-Did Not Play-								
3/1	Mississippi State							-Did Not Play-								
3/1	Alabama State							-Did Not Play-								
3/2	Alabama State							-Did Not Play-								
3/6	Saint Joseph's							-Did Not Play-								
3/7	San Diego							-Did Not Play-								
3/7	UPenn							-Did Not Play-								
3/8	Saint Joseph's							-Did Not Play-								
3/8	San Diego							-Did Not Play-								
3/11	New Mexico State							-Did Not Play-								
3/14	San José State							-Did Not Play-								
3/15	San José State							-Did Not Play-								
3/16	San José State							-Did Not Play-								
3/18	UTEP							-Did Not Play-								
3/21	San Diego State							-Did Not Play-								
3/22	San Diego State							-Did Not Play-								
3/23	San Diego State							-Did Not Play-								
3/25	UC San Diego							-Did Not Play-								
4/2	Utah State							-Did Not Play-								
4/2	Utah State							-Did Not Play-								
4/5	Boise State							-Did Not Play-								
4/6	Boise State							-Did Not Play-								
4/11	Colorado State							-Did Not Play-								
4/12	Colorado State							-Did Not Play-								
4/13	Colorado State							-Did Not Play-								
4/17	at Fresno State							-Did Not Play-								
4/18	at Fresno State							-Did Not Play-								
4/19	at Fresno State							-Did Not Play-								
4/22	UTEP							-Did Not Play-								
4/25	Nevada							-Did Not Play-								
4/26	Nevada							-Did Not Play-								
4/27	Nevada							-Did Not Play-								
5/1	UNLV							-Did Not Play-								
5/2	UNLV							-Did Not Play-								
5/3	UNLV	0-0	0.00	0	0.1	6	0	0	1	0	1	0	0	9	1	

CAREER STATS																			
SEASON	GS	APP	CG	W-L	ERA	SHO	SV	IP	H	R	ER	BB	SO	2B	3B	HR	BF	NP-STK	WP
2024	4	19	0	0-0	6.28	0	0	29.0	37	29	26	13	14	5	3	10	137	523-304	1
2025	0	3	0	0-0	0.00	0	0	0.1	6	0	0	1	0	1	0	0	9	29-13	1
TOTAL	4	22	0	0-0	6.20	0	0	29.1	43	29	26	14	14	6	3	10	146	552-317	2

- HIGHLIGHTS
- First collegiate start was against Montana
 - 7 games with a strikeout, 6 games with multiple strikeouts last season
 - Pitched a scoreless 2.2 innings against UConn on March 8, not allowing a hit or walk and striking out 2
 - Majoring in business administration
 - Played for Warrior Academy
 - Wore 16 since she started playing softball at age 7

THE 2025 LOBOS



18 Grace Rana
JR • C • 5-6 • R/R
Queen Creek, Ariz. (Queen Creek HS)

SEASON BESTS				
Hits				
Doubles				
Triples				
Home Runs				
RBI	1	Northwestern State, 2-28-25		
Runs	1	Alabama State, 3-2-25		
Walks				
Stolen Bases				

CAREER BESTS				
Hits	1	ACU, 2-18-24		
Doubles				
Triples				
Home Runs				
RBI	1	2x, last: NW State, 2-28-25		
Runs	1	8x, last: Alabama State, 3-2-25		
Walks	1	Marist, 2-18-24		
Stolen Bases	1	Oregon State, 2-11-23		

STREAKS				
	Current	Career Best		
Hitting		1		
On-Base		2		

MULTI-HIT GAMES					
	2	3	4	5+	TOTAL
2023	-	-	-	-	0
2024	-	-	-	-	0
2025					

MULTI-RBI GAMES					
	2	3	4	5+	TOTAL
2023	-	-	-	-	0
2024	-	-	-	-	0
2025					

2025 GAME-BY-GAME																		
DATE	OPPONENT	POS	AB	R	H	TB	2B	3B	HR	RBI	BB	HBP	SO	SB-ATT	E			
2/6	Texas A&M-CC									-Did Not Play-								
2/6	Sam Houston									-Did Not Play-								
2/7	Houston Christian									-Did Not Play-								
2/7	Houston									-Did Not Play-								
2/8	Houston Christian	ph	1	0	0	0	0	0	0	0	0	0	0	0-0	0			
2/8	Houston									-Did Not Play-								
2/9	St. John's									-Did Not Play-								
2/14	Fordham									-Did Not Play-								
2/14	St. Thomas	ph	1	0	0	0	0	0	0	0	0	0	0	0-0	0			
2/15	Texas State									-Did Not Play-								
2/15	St. Thomas									-Did Not Play-								
2/16	Texas State									-Did Not Play-								
2/21	North Dakota									-Did Not Play-								
2/22	Texas Southern	c	0	0	0	0	0	0	0	0	0	0	0	0-0	0			
2/22	North Dakota									-Did Not Play-								
2/23	Texas Southern									-Did Not Play-								
2/23	Tarleton State									-Did Not Play-								
2/28	Northwestern State	ph/c	0	0	0	0	0	0	0	1	0	0	0	0-0	0			
2/28	Mississippi State									-Did Not Play-								
3/1	Mississippi State									-Did Not Play-								
3/1	Alabama State	pr/c	0	0	0	0	0	0	0	0	0	0	0	0-0	0			
3/2	Alabama State	pr/c	0	1	0	0	0	0	0	0	0	0	0	0-0	0			
3/6	Saint Joseph's																	
3/7	San Diego																	
3/7	UPenn																	
3/8	Saint Joseph's																	
3/8	San Diego																	
3/11	New Mexico State																	
3/14	San José State																	
3/15	San José State																	
3/16	San José State																	
3/18	UTEP																	
3/21	San Diego State																	
3/22	San Diego State																	
3/23	San Diego State																	
3/25	UC San Diego																	
4/2	Utah State																	
4/2	Utah State																	
4/5	Boise State																	
4/6	Boise State																	
4/11	Colorado State																	
4/12	Colorado State																	
4/13	Colorado State																	
4/17	at Fresno State																	
4/18	at Fresno State																	
4/19	at Fresno State																	
4/22	UTEP																	
4/25	Nevada																	
4/26	Nevada																	
4/27	Nevada																	
5/1	UNLV																	
5/2	UNLV																	
5/3	UNLV																	
			2	0	0	0	0	0	0	0	0	0	0	0	0-0	0		

CAREER STATS																							
SEASON	GP	GS	AVG.	AB	R	H	2B	3B	HR	RBI	TB	SLG%	BB	SO	HBP	OB%	SF	SH	SB-SA	PO	A	E	FLD%
2023	20	0	.000	1	6	0	0	0	0	0	0	.000	0	0	0	.000	0	0	1-1	0	0	0	.000
2024	12	6	.100	10	1	1	0	0	0	1	1	.100	1	2	1	.250	0	1	0-0	16	0	2	.889
2025	6	0	.000	2	1	0	0	0	0	1	0	.000	0	0	0	.000	1	0	0-0	4	0	0	1.000
TOTAL	38	6	.077	13	8	1	0	0	0	2	1	.077	1	2	1	.188	1	1	1-1	20	0	2	.909

- HIGHLIGHTS
- Member of the Leadership Council
 - Psychology major
 - Started 5 games at catcher, 1 as DP last season
 - First start came against Marist on Feb. 16, 2024 and recorded first RBI in that game
 - First career hit came against ACU on Feb. 18, 2024
 - Appeared in 20 games, primarily as a pinch runner as a freshman
 - Made first career start and recorded first career hit against Marist on Feb. 16
 - At-bat last season came against Boise State on April 7, 2023
 - Named to the All-Region Second Team in 2019
 - Played for the AZ Hotshots- Delsante

THE 2025 LOBOS



20 Emma Bramson

SR • INF • 5-7 • R/R
Valencia, Calif. (Valencia HS)

SEASON BESTS

Hits	2	Mississippi State, 3-1-25
Doubles		
Triples		
Home Runs		
RBI	1	2x, last: Alabama State, 3-2-25
Runs	1	7x, last: Alabama State, 3-2-25
Walks	1	4x, last: Mississippi St., 2-28-25
Stolen Bases	1	North Dakota, 2-21-25

CAREER BESTS

Hits	4	Utah State, 3-19-23
Doubles	2	Utah State, 3-19-23
Triples	1	McNeese, 2-9-24
Home Runs	2	UC Santa Barbara, 3-3-22
RBI	5	UC Santa Barbara, 3-3-22
Runs	4	Utah State, 3-19-23
Walks	3	2x, last: Utah State, 3-17-23
Stolen Bases	2	Marist, 2-16-24

STREAKS

	Current	Career Best
Hitting	1	8
On-Base	4	8

MULTI-HIT GAMES

	2	3	4	5+	TOTAL
2022	9	1	-	-	10
2023	5	1	1	-	7
2024	4	-	-	-	4
2025	1				1

MULTI-RBI GAMES

	2	3	4	5+	TOTAL
2022	3	-	-	1	4
2023	1	-	-	-	1
2024	2	-	-	-	2
2025					

2025 GAME-BY-GAME

DATE	OPPONENT	POS	AB	R	H	TB	2B	3B	HR	RBI	BB	HBP	SO	SB-ATT	E
2/6	Texas A&M-CC	*ss	2	1	1	1	0	0	0	0	1	0	0	0-0	1
2/6	Sam Houston	*ss	2	0	0	0	0	0	0	0	1	0	0	0-0	0
2/7	Houston Christian	*ss	3	0	0	0	0	0	0	0	0	0	0	0-0	0
2/7	Houston	*ss	2	1	0	0	0	0	0	0	0	0	0	0-0	1
2/8	Houston Christian	*ss	1	0	0	0	0	0	0	0	0	0	0	0-0	0
2/8	Houston	*ss	4	0	0	0	0	0	0	0	0	0	0	0-0	0
2/9	St. John's	*3b	0	0	0	0	0	0	0	0	0	0	0	0-0	1
2/14	Fordham	*ss	2	0	0	0	0	0	0	0	1	0	0	0-0	0
2/14	St. Thomas	*1b	3	0	0	0	0	0	0	0	0	0	2	0-0	0
2/15	Texas State	*3b	3	0	0	0	0	0	0	0	0	0	0	0-0	0
2/15	St. Thomas	*1b	2	0	0	0	0	0	0	1	0	1	0	0-0	0
2/16	Texas State	*3b	3	0	0	0	0	0	0	0	0	0	0	0-0	0
2/21	North Dakota	pr/lb	1	1	0	0	0	0	0	0	0	0	0	1-1	0
2/22	Texas Southern	pr/lb	1	0	0	0	0	0	0	0	0	0	0	0-0	0
2/22	North Dakota	pr/3b	1	1	0	0	0	0	0	0	0	0	0	0-0	0
2/23	Texas Southern	pr/lb	1	0	0	0	0	0	0	0	0	0	0	0-0	0
2/23	Tarleton State	pr/lb	1	0	0	0	0	0	0	0	0	0	0	0-0	0
2/28	Northwestern State	pr/lb	1	1	0	0	0	0	0	0	0	0	0	0-0	0
2/28	Mississippi State	3b	1	0	0	0	0	0	0	0	1	0	0	0-0	0
3/1	Mississippi State	*3b	3	1	2	2	0	0	0	0	0	0	1	0-0	0
3/1	Alabama State	*2b/3b	1	0	0	0	0	0	0	0	0	1	0	0-0	0
3/2	Alabama State	*2b	3	1	1	1	0	0	0	1	0	0	0	0-0	0
3/6	Saint Joseph's														
3/7	San Diego														
3/7	UPenn														
3/8	Saint Joseph's														
3/8	San Diego														
3/11	New Mexico State														
3/14	San José State														
3/15	San José State														
3/16	San José State														
3/18	UTEP														
3/21	San Diego State														
3/22	San Diego State														
3/23	San Diego State														
3/25	UC San Diego														
4/2	Utah State														
4/2	Utah State														
4/5	Boise State														
4/6	Boise State														
4/11	Colorado State														
4/12	Colorado State														
4/13	Colorado State														
4/17	at Fresno State														
4/18	at Fresno State														
4/19	at Fresno State														
4/22	UTEP														
4/25	Nevada														
4/26	Nevada														
4/27	Nevada														
5/1	UNLV														
5/2	UNLV														
5/3	UNLV														
			15	38	7	4	4	0	0	0	2	4	2	3	0-0 3

CAREER STATS

SEASON	GP	GS	AVG.	AB	R	H	2B	3B	HR	RBI	TB	SLG%	BB	SO	HBP	OB%	SF	SH	SB-SA	PO	A	E	FLD%
2022	46	46	.245	139	24	34	4	0	6	23	56	.403	11	20	1	.301	2	1	0-0	45	69	9	.926
2023	44	44	.314	121	18	38	5	0	1	11	46	.380	8	16	2	.361	2	2	2-2	41	67	9	.923
2024	54	54	.219	151	16	33	2	1	0	11	37	.245	5	11	4	.258	3	4	6-6	265	7	5	.982
2025	22	15	.105	38	7	4	0	0	0	2	4	.105	4	3	2	.227	0	3	1-1	41	21	3	.954
TOTAL	166	159	.243	449	65	109	11	1	7	47	143	.318	28	50	9	.296	7	10	9-9	392	164	26	.955

HIGHLIGHTS

- Member of the Leadership Council
- Named MW Freshman of the Week on Feb. 22, 2022
- Has played 6 different positions during her career: 72 starts at third, 41 games at first, 28 at shortstop, eight as the DP, 7 at second and three in right field
- Started 39 games at first, 4 at third, 3 in right and 8 as the DP last season
- Started in 44 games, 39 games at third and 5 games at second as a sophomore
- Played 25 games at third base and 21 games at shortstop as a freshman
- Career-high 9 total bases against UC Santa Barbara on March 3, 2022
- Had a 7 game streak of reaching base (Feb. 9 to Feb. 16) and a 6-game hitting streak (Feb. 9 to Feb. 14) last season
- Majoring in sociology with a psychology minor

THE 2025 LOBOS



21 Taylor Morgan

JR • OF • 5-6 • R/R
Gallup, N.M. (Trinidad State College)

SEASON BESTS

Hits
Doubles
Triples
Home Runs
RBI
Runs
Walks
Stolen Bases

CAREER BESTS

Hits
Doubles
Triples
Home Runs
RBI
Runs
Walks
Stolen Bases

STREAKS

	Current	Career Best
Hitting		
On-Base		

MULTI-HIT GAMES

	2	3	4	5+	TOTAL
2024	-	-	-	-	-
2025					

MULTI-RBI GAMES

	2	3	4	5+	TOTAL
2024	-	-	-	-	-
2025					

2025 GAME-BY-GAME

DATE	OPPONENT	POS	AB	R	H	TB	2B	3B	HR	RBI	BB	HBP	SO	SB-ATT	E
2/6	Texas A&M-CC									-Did Not Play-					
2/6	Sam Houston									-Did Not Play-					
2/7	Houston Christian									-Did Not Play-					
2/7	Houston									-Did Not Play-					
2/8	Houston Christian									-Did Not Play-					
2/8	Houston									-Did Not Play-					
2/9	St. John's									-Did Not Play-					
2/14	Fordham									-Did Not Play-					
2/14	St. Thomas									-Did Not Play-					
2/15	Texas State									-Did Not Play-					
2/15	St. Thomas									-Did Not Play-					
2/16	Texas State									-Did Not Play-					
2/21	North Dakota									-Did Not Play-					
2/22	Texas Southern									-Did Not Play-					
2/22	North Dakota									-Did Not Play-					
2/23	Texas Southern									-Did Not Play-					
2/23	Tarleton State									-Did Not Play-					
2/28	Northwestern State									-Did Not Play-					
2/28	Mississippi State									-Did Not Play-					
3/1	Mississippi State									-Did Not Play-					
3/1	Alabama State									-Did Not Play-					
3/2	Alabama State									-Did Not Play-					
3/6	Saint Joseph's									-Did Not Play-					
3/7	San Diego									-Did Not Play-					
3/7	UPenn									-Did Not Play-					
3/8	Saint Joseph's									-Did Not Play-					
3/8	San Diego									-Did Not Play-					
3/11	New Mexico State									-Did Not Play-					
3/14	San José State									-Did Not Play-					
3/15	San José State									-Did Not Play-					
3/16	San José State									-Did Not Play-					
3/18	UTEP									-Did Not Play-					
3/21	San Diego State									-Did Not Play-					
3/22	San Diego State									-Did Not Play-					
3/23	San Diego State									-Did Not Play-					
3/25	UC San Diego									-Did Not Play-					
4/2	Utah State									-Did Not Play-					
4/2	Utah State									-Did Not Play-					
4/5	Boise State									-Did Not Play-					
4/6	Boise State									-Did Not Play-					
4/11	Colorado State									-Did Not Play-					
4/12	Colorado State									-Did Not Play-					
4/13	Colorado State									-Did Not Play-					
4/17	at Fresno State									-Did Not Play-					
4/18	at Fresno State									-Did Not Play-					
4/19	at Fresno State									-Did Not Play-					
4/22	UTEP									-Did Not Play-					
4/25	Nevada									-Did Not Play-					
4/26	Nevada									-Did Not Play-					
4/27	Nevada									-Did Not Play-					
5/1	UNLV									-Did Not Play-					
5/2	UNLV									-Did Not Play-					
5/3	UNLV									-Did Not Play-					

CAREER STATS

SEASON	GP	GS	AVG.	AB	R	H	2B	3B	HR	RBI	TB	SLG%	BB	SO	HBP	OB%	SF	SH	SB-SA	PO	A	E	FLD%
2024																							
TOTAL																							

HIGHLIGHTS

- Named an Easton/NFCA All-America Scholar-Athlete and a MW Scholar-Athlete in 2024
- New Mexico 4A State champions in 2022 and a New Mexico 4A State runner-up in 2021
- Majoring in liberal arts and integrative studies

THE 2025 LOBOS



23 McKenna Guest

SO • P • 5-6 • R/R
Pattonville, Texas (Prairiland HS)

SEASON BESTS

IP (high)	7.0	2x, last: Alabama St., 3-2-25
H (low)	0	2x, last: Texas Southern, 2-23-25
R (low)	0	6x, last: Alabama St., 3-2-25
ER (low)	0	6x, last: Alabama St., 3-2-25
BB (low)	0	Northwestern State, 2-28-25
SO (high)	10	Northwestern State, 2-28-25
BF (high)	29	North Dakota, 2-21-25
NP (high)	128	North Dakota, 2-21-25

CAREER BESTS(MIN. 3.0 IP)

IP (high)	8.0	UNLV, 3-23-24
H (low)	0	2x, last: Texas Southern, 2-23-25
R (low)	0	8x, last: Alabama St., 3-2-25
ER (low)	0	8x, last: Alabama St., 3-2-25
BB (low)	0	6x, last: NW St., 2-28-25
SO (high)	10	Northwestern State, 2-28-25
BF (high)	36	UNLV, 3-23-24
NP (high)	148	UNLV, 3-23-24

PITCHING SUPERLATIVES (MIN. 4.0 IP)

	Season	Career
5+ K	6	11
10+ K	1	1
1 R or Less	5	10
Shutout	4	4

2025 GAME-BY-GAME

DATE	OPPONENT	W-L	ERA	CG	IP	H	R	ER	BB	SO	2B	3B	HR	BF	HBP
2/6	Texas A&M-CC	1-0	0.00	1	5.0	1	0	0	2	3	0	0	0	19	0
2/6	Sam Houston						-Did Not Play-								
2/7	Houston Christian	1-0	0.0	1	7.0	4	0	0	2	4	0	0	0	26	0
2/7	Houston						-Did Not Play-								
2/8	Houston Christian						-Did Not Play-								
2/8	Houston	0-0	2.33	0	6.0	7	3	2	2	3	0	1	0	26	0
2/9	St. John's	0-0	14.00	0	1.0	3	2	2	1	0	1	0	1	6	0
2/14	Fordham	0-1	5.25	0	4.0	5	4	3	2	7	1	0	0	22	3
2/14	St. Thomas	1-0	0.00	0	3.0	0	0	0	1	6	0	0	0	10	0
2/15	Texas State						-Did Not Play-								
2/15	St. Thomas	0-1	3.00	0	2.1	3	1	1	1	3	2	0	0	11	0
2/16	Texas State	0-1	15.75	0	1.1	5	3	3	1	2	1	0	0	9	0
2/21	North Dakota	1-0	0.00	0	6.0	4	0	0	5	9	2	0	0	29	1
2/22	Texas Southern						-Did Not Play-								
2/22	North Dakota	0-0	7.50	0	4.2	4	6	5	3	5	1	0	1	22	0
2/23	Texas Southern	1-0	0.00	0	4.2	0	0	0	1	6	0	0	0	15	0
2/23	Tarleton State						-Did Not Play-								
2/28	Northwestern State	1-0	2.80	1	5.0	4	3	2	0	10	0	1	0	20	0
2/28	Mississippi State						-Did Not Play-								
3/1	Mississippi State	0-1	0.00	0	0.0	3	3	3	0	0	0	0	2	3	0
3/1	Alabama State						-Did Not Play-								
3/2	Alabama State	1-0	0.00	1	7.0	2	0	0	1	9	0	0	0	24	0
3/6	Saint Joseph's														
3/7	San Diego														
3/7	UPenn														
3/8	Saint Joseph's														
3/8	San Diego														
3/11	New Mexico State														
3/14	San José State														
3/15	San José State														
3/16	San José State														
3/18	UTEP														
3/21	San Diego State														
3/22	San Diego State														
3/23	San Diego State														
3/25	UC San Diego														
4/2	Utah State														
4/2	Utah State														
4/5	Boise State														
4/6	Boise State														
4/11	Colorado State														
4/12	Colorado State														
4/13	Colorado State														
4/17	at Fresno State														
4/18	at Fresno State														
4/19	at Fresno State														
4/22	UTEP														
4/25	Nevada														
4/26	Nevada														
4/27	Nevada														
5/1	UNLV														
5/2	UNLV														
5/3	UNLV														
		7-4	2.58	4	57.0	45	25	21	22	67	8	2	4	242	4

CAREER STATS

SEASON	GS	APP	CG	W-L	ERA	SHO	SV	IP	H	R	ER	BB	SO	2B	3B	HR	BF	NP-STK	WP	HBP	PO	A	E	FLD%
2024	24	40	9	10-19	5.05	0/0	1	147.0	167	119	106	68	90	26	8	24	694	2473-1406	8	19	3	23	1	.963
2025	9	14	4	7-4	2.58	3/1	0	57.0	45	25	21	22	67	8	2	4	242	995-603	0	4	0	12	1	.923
TOTAL	33	54	13	17-23	4.36	3/1	1	204.0	212	144	127	90	157	34	10	28	936	3468-2009	8	23	3	35	2	.950

HIGHLIGHTS

- Pitched 2 complete-game shutouts in first 2 starts, went 14.2 innings before allowing a run
- 2nd in MW in strikeouts and wins, tied with Natalie Fritz for 1st in batters struck out looking (24)
- Tied for most innings pitched and games started in MW
- 21st in NCAA in strikeouts
- Named MW Freshman of the Week on March 25, 2024
- Earned save against Marist on Feb. 18
- 3 appearances not allowing a run, 23 appearances with multiple strikeouts, 5 w/ 5+
- Named District 12-3A Newcomer of the Year, All-RRV Pitcher of the Year and the Prairiland HS Softball MVP in 2021
- TGCA all-state, District 12-3 MVP, Prairiland Co-MVP, All-RRV Co-MVP in 2022
- Involved in robotics in high school, and won the 2021 Prairiland Robotics Award. Her robotics team placed third at the Robotics state qualifier.
- Majoring in business administration.

THE 2025 LOBOS



24 Georgia Heathcock

JR • UTIL • 5-8 • R/R
Little Elm, Texas (UC San Diego)

SEASON BESTS

Hits		
Doubles		
Triples		
Home Runs		
RBI		
Runs		
Walks	1	3x, last: Alabama State, 3-1-25
Stolen Bases		

CAREER BESTS

Hits	2	Syracuse, 3-12-23
Doubles	1	2x, last: Cal Poly, 5-10-24
Triples		
Home Runs		
RBI	1	Syracuse, 3-12-23
Runs	2	Syracuse, 3-12-23
Walks	1	6x, last: Alabama State, 3-1-25
Stolen Bases	1	Western Carolina, 3-7-23

STREAKS

	Current	Career Best
Hitting		2
On-Base	1	2

MULTI-HIT GAMES

	2	3	4	5+	TOTAL
2023	1	-	-	-	1
2024	-	-	-	-	-
2025					

MULTI-RBI GAMES

	2	3	4	5+	TOTAL
2023	-	-	-	-	-
2024	-	-	-	-	-
2025					

2025 GAME-BY-GAME

DATE	OPPONENT	POS	AB	R	H	TB	2B	3B	HR	RBI	BB	HBP	SO	SB-ATT	E
2/6	Texas A&M-CC								-Did Not Play-						
2/6	Sam Houston	ph/3b	2	0	0	0	0	0	0	0	0	0	0	0-0	0
2/7	Houston Christian								-Did Not Play-						
2/7	Houston								-Did Not Play-						
2/8	Houston Christian								-Did Not Play-						
2/8	Houston								-Did Not Play-						
2/9	St. John's	ph/3b	2	0	0	0	0	0	0	0	1	0	1	0-0	0
2/14	Fordham								-Did Not Play-						
2/14	St. Thomas								-Did Not Play-						
2/15	Texas State								-Did Not Play-						
2/15	St. Thomas	ph	1	0	0	0	0	0	0	0	0	0	1	0-0	0
2/16	Texas State								-Did Not Play-						
2/21	North Dakota								-Did Not Play-						
2/22	Texas Southern	*3b	3	0	0	0	0	0	0	0	1	0	0	0-0	0
2/22	North Dakota								-Did Not Play-						
2/23	Texas Southern								-Did Not Play-						
2/23	Tarleton State	ph	1	0	0	0	0	0	0	0	0	0	0	0-0	0
2/28	Northwestern State								-Did Not Play-						
2/28	Mississippi State	*3b	2	0	0	0	0	0	0	0	0	0	1	0-0	0
3/1	Mississippi State	ph/c	2	0	0	0	0	0	0	0	0	0	1	0-0	0
3/1	Alabama State	ph	0	1	0	0	0	0	0	0	1	0	0	0-0	0
3/2	Alabama State								-Did Not Play-						
3/6	Saint Joseph's														
3/7	San Diego														
3/7	UPenn														
3/8	Saint Joseph's														
3/8	San Diego														
3/11	New Mexico State														
3/14	San José State														
3/15	San José State														
3/16	San José State														
3/18	UTEP														
3/21	San Diego State														
3/22	San Diego State														
3/23	San Diego State														
3/25	UC San Diego														
4/2	Utah State														
4/2	Utah State														
4/5	Boise State														
4/6	Boise State														
4/11	Colorado State														
4/12	Colorado State														
4/13	Colorado State														
4/17	at Fresno State														
4/18	at Fresno State														
4/19	at Fresno State														
4/22	UTEP														
4/25	Nevada														
4/26	Nevada														
4/27	Nevada														
5/1	UNLV														
5/2	UNLV														
5/3	UNLV														
			2	13	1	0	0	0	0	0	3	0	4	0-0	0

CAREER STATS

SEASON	GP	GS	AVG.	AB	R	H	2B	3B	HR	RBI	TB	SLG%	BB	SO	HBP	OB%	SF	SH	SB-SA	PO	A	E	FLD%
2023*	21	6	.172	29	3	5	1	0	0	1	6	.207	2	5	1	.250	0	0	1-1	3	0	0	1.000
2024*	12	4	.214	14	0	3	1	0	0	0	4	.286	1	5	0	.267	0	0	0-0	9	0	0	1.000
2025	8	2	.000	13	1	0	0	0	0	0	0	.000	3	4	0	.188	0	0	0-0	2	2	0	1.000
TOTAL	41	12	.143	56	4	8	2	0	0	1	10	.179	6	14	1	.238	0	0	1-1	14	2	0	1.000

* at UC San Diego

HIGHLIGHTS

- As a freshman, made 6 starts with 4 in the outfield, 2 as DP, and played in 21 games with a pinch hit 14 games.
- In 2024, made 3 starts in the outfield, 1 as DP.
- Recorded first collegiate hit against Stonehill College on Feb. 10, 2023, which resulted in 1 RBI
- Majoring in liberal arts and integrative studies

THE 2025 LOBOS



25

Nova Montes

JR • P • 5-8 • R/R

Covina, Calif. (Paris Junior College)

SEASON BESTS

IP (high)	0.1	Texas Southern, 2-22-25
H (low)	1	Texas Southern, 2-22-25
R (low)	1	Texas Southern, 2-22-25
ER (low)	1	Texas Southern, 2-22-25
BB (low)	1	Texas Southern, 2-22-25
SO (high)		
BF (high)	3	Texas Southern, 2-22-25
NP (high)	17	Texas Southern, 2-22-25

CAREER BESTS(MIN. 3.0 IP)

IP (high)		
H (low)		
R (low)		
ER (low)		
BB (low)		
SO (high)		
BF (high)		
NP (high)		

PITCHING SUPERLATIVES (MIN. 4.0 IP)

	Season	Career
5+ K		
10+ K		
1 R or Less		
Shutout		

2025 GAME-BY-GAME																
DATE	OPPONENT	W-L	ERA	CG	IP	H	R	ER	BB	SO	2B	3B	HR	BF	HBP	
2/6	Texas A&M-CC							-Did Not Play-								
2/6	Sam Houston							-Did Not Play-								
2/7	Houston Christian							-Did Not Play-								
2/7	Houston							-Did Not Play-								
2/8	Houston Christian							-Did Not Play-								
2/8	Houston							-Did Not Play-								
2/9	St. John's							-Did Not Play-								
2/14	Fordham							-Did Not Play-								
2/14	St. Thomas							-Did Not Play-								
2/15	Texas State							-Did Not Play-								
2/15	St. Thomas							-Did Not Play-								
2/16	Texas State							-Did Not Play-								
2/21	North Dakota							-Did Not Play-								
2/22	Texas Southern	0-0	21.00	0	0.1	1	1	1	1	0	1	0	0	3	0	
2/22	North Dakota							-Did Not Play-								
2/23	Texas Southern							-Did Not Play-								
2/23	Tarleton State							-Did Not Play-								
2/28	Northwestern State							-Did Not Play-								
2/28	Mississippi State							-Did Not Play-								
3/1	Mississippi State							-Did Not Play-								
3/1	Alabama State							-Did Not Play-								
3/2	Alabama State							-Did Not Play-								
3/6	Saint Joseph's							-Did Not Play-								
3/7	San Diego							-Did Not Play-								
3/7	UPenn							-Did Not Play-								
3/8	Saint Joseph's							-Did Not Play-								
3/8	San Diego							-Did Not Play-								
3/11	New Mexico State							-Did Not Play-								
3/14	San José State							-Did Not Play-								
3/15	San José State							-Did Not Play-								
3/16	San José State							-Did Not Play-								
3/18	UTEP							-Did Not Play-								
3/21	San Diego State							-Did Not Play-								
3/22	San Diego State							-Did Not Play-								
3/23	San Diego State							-Did Not Play-								
3/25	UC San Diego							-Did Not Play-								
4/2	Utah State							-Did Not Play-								
4/2	Utah State							-Did Not Play-								
4/5	Boise State							-Did Not Play-								
4/6	Boise State							-Did Not Play-								
4/11	Colorado State							-Did Not Play-								
4/12	Colorado State							-Did Not Play-								
4/13	Colorado State							-Did Not Play-								
4/17	at Fresno State							-Did Not Play-								
4/18	at Fresno State							-Did Not Play-								
4/19	at Fresno State							-Did Not Play-								
4/22	UTEP							-Did Not Play-								
4/25	Nevada							-Did Not Play-								
4/26	Nevada							-Did Not Play-								
4/27	Nevada							-Did Not Play-								
5/1	UNLV							-Did Not Play-								
5/2	UNLV							-Did Not Play-								
5/3	UNLV							-Did Not Play-								
		0-0	21.00	0	0.1	1	1	1	1	0	1	0	0	3	0	

CAREER STATS																			
SEASON	GS	APP	CG	W-L	ERA	SHO	SV	IP	H	R	ER	BB	SO	2B	3B	HR	BF	NP-STK	WP
2025	0	1	0	0-0	21.00	0	0	0.1	1	1	1	1	0	1	0	0	3	17-10	2
TOTAL	0	1	0	0-0	21.00	0	0	0.1	1	1	1	1	0	1	0	0	3	17-10	2

- HIGHLIGHTS
- Compiled a 2.23 ERA in 166.0 innings pitched last season, and registered 142 strikeouts for an average of 5.99 per game.
 - Threw 17 complete games in 29 starts and made 34 appearances, throwing seven shut-outs
 - Ranked fourth nationally for most wins in the NJCAA with 24 wins and also added two saves
 - Appeared in 17 games with six starts and three complete games as a freshman, throwing 50.2 innings with 30 strikeouts
 - Majoring in liberal arts and integrative studies

THE 2025 LOBOS



26 Jasmyn Lloyd

FR • UTIL • 5-4 • R/R
Grand Prairie, Texas (South Grand Prairie HS)

SEASON BESTS

Hits
Doubles
Triples
Home Runs
RBI
Runs
Walks
Stolen Bases

CAREER BESTS

Hits
Doubles
Triples
Home Runs
RBI
Runs
Walks
Stolen Bases

STREAKS

Current Career Best
Hitting
On-Base

MULTI-HIT GAMES

	2	3	4	5+	TOTAL
2025					

MULTI-RBI GAMES

	2	3	4	5+	TOTAL
2025					

2025 GAME-BY-GAME

DATE	OPPONENT	POS	AB	R	H	TB	2B	3B	HR	RBI	BB	HBP	SO	SB-ATT	E
2/6	Texas A&M-CC														
2/6	Sam Houston														
2/7	Houston Christian														
2/7	Houston														
2/8	Houston Christian														
2/8	Houston														
2/9	St. John's														
2/14	Fordham														
2/14	St. Thomas														
2/15	Texas State														
2/15	St. Thomas														
2/16	Texas State														
2/21	North Dakota														
2/22	Texas Southern														
2/22	North Dakota														
2/23	Texas Southern														
2/23	Tarleton State														
2/28	Northwestern State														
2/28	Mississippi State														
3/1	Mississippi State														
3/1	Alabama State														
3/2	Alabama State														
3/6	Saint Joseph's														
3/7	San Diego														
3/7	UPenn														
3/8	Saint Joseph's														
3/8	San Diego														
3/11	New Mexico State														
3/14	San José State														
3/15	San José State														
3/16	San José State														
3/18	UTEP														
3/21	San Diego State														
3/22	San Diego State														
3/23	San Diego State														
3/25	UC San Diego														
4/2	Utah State														
4/2	Utah State														
4/5	Boise State														
4/6	Boise State														
4/11	Colorado State														
4/12	Colorado State														
4/13	Colorado State														
4/17	at Fresno State														
4/18	at Fresno State														
4/19	at Fresno State														
4/22	UTEP														
4/25	Nevada														
4/26	Nevada														
4/27	Nevada														
5/1	UNLV														
5/2	UNLV														
5/3	UNLV														

CAREER STATS

SEASON	GP	GS	AVG.	AB	R	H	2B	3B	HR	RBI	TB	SLG%	BB	SO	HBP	OB%	SF	SH	SB-SA	PO	A	E	FLD%
2025																							
TOTAL																							

HIGHLIGHTS

- Majoring in chemistry
- 3x district champion (2021, 2022, 2023). Team was bi-district champion in 2021, reached the regional quarterfinals in 2022 and area champions in 2023
- Named first team all-district her freshman through junior years, was the offensive player of the year and second team all-metroplex in 2022

THE 2025 LOBOS



27 Hayden Luderer

SO • UTIL • 5-5 • R/R

Thousand Oaks, Calif. (Louisville HS)

SEASON BESTS

Hits	1	8x, last: Alabama State, 3-1-25
Doubles		
Triples		
Home Runs	1	Mississippi State, 3-1-25
RBI	3	Alabama State, 3-2-25
Runs	2	St. Thomas, 2-14-25
Walks		
Stolen Bases		

CAREER BESTS

Hits	1	12x, last: Alabama State, 3-1-25
Doubles		
Triples		
Home Runs	1	Mississippi State, 3-1-25
RBI	3	Alabama State, 3-2-25
Runs	2	2x, last: St. Thomas, 2-14-25
Walks	1	5x, last: Nevada, 3-28-24
Stolen Bases	1	2x, last: Fresno State, 5-3-24

STREAKS

	Current	Career Best
Hitting		5
On-Base		6

MULTI-HIT GAMES

	2	3	4	5+	TOTAL
2024	-	-	-	-	-
2025					

MULTI-RBI GAMES

	2	3	4	5+	TOTAL
2024	-	-	-	-	-
2025	1	1			2

2025 GAME-BY-GAME

DATE	OPPONENT	POS	AB	R	H	TB	2B	3B	HR	RBI	BB	HBP	SO	SB-ATT	E
2/6	Texas A&M-CC	*cf	1	1	0	0	0	0	0	0	0	1	0	0-0	0
2/6	Sam Houston	*cf	0	0	0	0	0	0	0	0	0	0	0	0-0	0
2/7	Houston Christian	cf	0	0	0	0	0	0	0	0	0	0	0	0-0	0
2/7	Houston														
2/8	Houston Christian	pr	0	0	0	0	0	0	0	0	0	0	0	0-0	0
2/8	Houston	cf	0	0	0	0	0	0	0	0	0	0	0	0-0	0
2/9	St. John's	pr	0	1	0	0	0	0	0	0	0	0	0	0-0	0
2/14	Fordham	*cf	1	0	0	0	0	0	0	0	0	0	0	0-0	0
2/14	St. Thomas	pr/cf	0	2	0	0	0	0	0	0	0	1	0	0-0	0
2/15	Texas State	*cf	3	0	1	1	0	0	0	0	0	0	2	0-0	0
2/15	St. Thomas	pr	0	1	0	0	0	0	0	0	0	0	0	0-0	0
2/16	Texas State	cf	2	1	1	1	0	0	0	0	0	0	0	0-0	0
2/21	North Dakota	*cf	2	0	1	1	0	0	0	1	0	0	0	0-0	0
2/22	Texas Southern	*cf	2	1	1	1	0	0	0	0	0	1	0	0-0	0
2/22	North Dakota	*cf	3	1	1	1	0	0	0	0	0	0	0	0-0	0
2/23	Texas Southern	*cf	3	0	0	0	0	0	0	0	0	0	0	0-0	0
2/23	Tarleton State	*3b	1	0	0	0	0	0	0	0	0	0	0	0-0	0
2/28	Northwestern State	*cf	2	1	1	1	0	0	0	1	0	0	0	0-0	0
2/28	Mississippi State	*cf	1	1	0	0	0	0	0	1	0	1	1	0-0	0
3/1	Mississippi State	*cf	3	1	1	4	0	0	1	2	0	0	0	0-0	0
3/1	Alabama State	*cf	2	0	1	1	0	0	0	1	0	0	0	0-0	1
3/2	Alabama State	*cf	4	0	0	0	0	0	0	3	0	0	0	0-0	0
3/6	Saint Joseph's														
3/7	San Diego														
3/7	UPenn														
3/8	Saint Joseph's														
3/8	San Diego														
3/11	New Mexico State														
3/14	San José State														
3/15	San José State														
3/16	San José State														
3/18	UTEP														
3/21	San Diego State														
3/22	San Diego State														
3/23	San Diego State														
3/25	UC San Diego														
4/2	Utah State														
4/2	Utah State														
4/5	Boise State														
4/6	Boise State														
4/11	Colorado State														
4/12	Colorado State														
4/13	Colorado State														
4/17	at Fresno State														
4/18	at Fresno State														
4/19	at Fresno State														
4/22	UTEP														
4/25	Nevada														
4/26	Nevada														
4/27	Nevada														
5/1	UNLV														
5/2	UNLV														
5/3	UNLV														
			14	30	10	8	11	0	0	1	9	0	4	5	0-0 1

CAREER STATS

SEASON	GP	GS	AVG.	AB	R	H	2B	3B	HR	RBI	TB	SLG%	BB	SO	HBP	OB%	SF	SH	SB-SA	PO	A	E	FLD%
2024	31	17	.111	36	6	4	0	0	0	0	4	.111	5	10	1	.238	0	2	2-2	25	0	0	1.000
2025	21	14	.267	30	10	8	0	0	1	9	11	.367	0	5	4	.353	0	4	0-0	16	2	1	.947
TOTAL	52	31	.182	66	16	12	0	0	1	9	15	.227	5	15	5	.289	0	6	2-2	41	2	1	.977

HIGHLIGHTS

- Had a career-best 5-game hitting streak and 6-game streak of reaching base this season
- Started 17 games with 8 games in center, 1 in left, 7 in right and 1 as DP last season
- Played both third and in the outfield in high school
- Ranked 68th in the country for the class of 2023 by Extra Innings Softball
- Played for Athletics Wellbaum and Firecrackers Rico
- Majoring in psychology

THE 2025 LOBOS



28 Jessica DeLeon

FR • C/INF • 5-7 • L/L
San Marcos, Texas (San Marcos HS)

SEASON BESTS				
Hits	2	5x, last: Alabama State, 3-2-25		
Doubles	1	3x, last: Alabama State, 3-2-25		
Triples				
Home Runs	1	2x, last: Texas Southern, 2-22-25		
RBI	4	Texas Southern, 2-22-25		
Runs	1	6x, last: Alabama State, 3-2-25		
Walks	2	2x, last: Alabama State, 3-2-25		
Stolen Bases				

CAREER BESTS				
Hits	2	5x, last: Alabama State, 3-2-25		
Doubles	1	3x, last: Alabama State, 3-2-25		
Triples				
Home Runs	1	2x, last: Texas Southern, 2-22-25		
RBI	4	Texas Southern, 2-22-25		
Runs	1	6x, last: Alabama State, 3-2-25		
Walks	2	2x, last: Alabama State, 3-2-25		
Stolen Bases				

STREAKS		
	Current	Career Best
Hitting	2	5
On-Base	2	6

MULTI-HIT GAMES					
	2	3	4	5+	TOTAL
2025	5				5

MULTI-RBI GAMES					
	2	3	4	5+	TOTAL
2025	2		1		3

2025 GAME-BY-GAME

DATE	OPPONENT	POS	AB	R	H	TB	2B	3B	HR	RBI	BB	HBP	SO	SB-ATT	E
2/6	Texas A&M-CC	ph	0	0	0	0	0	0	0	0	1	0	0	0-0	0
2/6	Sam Houston	ph	0	0	0	0	0	0	0	0	1	0	0	0-0	0
2/7	Houston Christian	*dp	3	0	1	1	0	0	0	0	0	0	0	0-0	0
2/7	Houston	*c	1	0	1	1	0	0	0	1	1	0	0	0-0	0
2/8	Houston Christian	*c	4	0	0	0	0	0	0	0	0	0	2	0-0	0
2/8	Houston	*dp	5	1	2	5	0	0	1	2	0	0	1	0-0	0
2/9	St. John's	*dp	4	0	1	1	0	0	0	0	0	0	2	0-0	0
2/14	Fordham	*c	2	0	1	1	0	0	0	1	0	0	0	0-0	0
2/14	St. Thomas	*dp	2	0	1	1	0	0	0	1	1	0	0	0-0	0
2/15	Texas State	*lb	2	0	0	0	0	0	0	0	0	0	1	0-0	0
2/15	St. Thomas	*dp/c	4	0	1	1	0	0	0	0	0	0	1	0-0	0
2/16	Texas State	*c/lb	4	0	2	2	0	0	0	2	0	0	1	0-0	0
2/21	North Dakota	*c	3	0	1	1	0	0	0	0	1	0	1	0-0	0
2/22	Texas Southern	*dp	3	1	2	5	0	0	1	4	1	0	1	0-0	0
2/22	North Dakota	*dp	2	1	1	2	1	0	0	1	1	0	0	0-0	1
2/23	Texas Southern	*c	1	0	0	0	0	0	0	0	2	0	1	0-0	0
2/23	Tarleton State	*dp	3	0	0	0	0	0	0	0	0	0	1	0-0	0
2/28	Northwestern State	*c	1	1	1	2	1	0	0	1	1	0	0	0-0	0
2/28	Mississippi State	*dp	3	0	0	0	0	0	0	0	0	0	1	0-0	0
3/1	Mississippi State	*c	2	0	0	0	0	0	0	0	0	0	1	0-0	0
3/1	Alabama State	*c	3	1	2	2	0	0	0	1	1	0	0	0-0	0
3/2	Alabama State	*c	2	1	2	3	1	0	0	1	2	0	0	0-0	0
3/6	Saint Joseph's														
3/7	San Diego														
3/7	UPenn														
3/8	Saint Joseph's														
3/8	San Diego														
3/11	New Mexico State														
3/14	San José State														
3/15	San José State														
3/16	San José State														
3/18	UTEP														
3/21	San Diego State														
3/22	San Diego State														
3/23	San Diego State														
3/25	UC San Diego														
4/2	Utah State														
4/2	Utah State														
4/5	Boise State														
4/6	Boise State														
4/11	Colorado State														
4/12	Colorado State														
4/13	Colorado State														
4/17	at Fresno State														
4/18	at Fresno State														
4/19	at Fresno State														
4/22	UTEP														
4/25	Nevada														
4/26	Nevada														
4/27	Nevada														
5/1	UNLV														
5/2	UNLV														
5/3	UNLV														
			20	54	6	19	28	3	0	2	15	13	0	14	0-0 1

CAREER STATS

SEASON	GP	GS	AVG.	AB	R	H	2B	3B	HR	RBI	TB	SLG%	BB	SO	HBP	OB%	SF	SH	SB-SA	PO	A	E	FLD%
2025	22	20	.352	54	6	19	3	0	2	15	28	.519	13	14	0	.464	2	0	0-0	75	4	1	.988
TOTAL	22	20	.352	54	6	19	3	0	2	15	28	.519	13	14	0	.464	2	0	0-0	75	4	1	.988

HIGHLIGHTS

- Leads the team in RBI, walks, third in batting average & slugging %
- Had 2 clutch hits against Houston on Feb. 8, with a single with 2 outs in the 7th tying the game at 3. Hit a HR in the top of the 10th to give UNM 4-3 lead.
- Undecided on major
- Named as a second team all-district catcher in 2022, a 27-6A first team all-district catcher in 2023, team MVP and to the All-Central Texas Third Team Catcher by the Austin American Statesman in 2023

THE 2025 LOBOS



33 Sydney Carithers

SR • C/INF • 5-6 • R/R
Fort Worth, Texas (Stephen F. Austin)

SEASON BESTS

Hits	3	Houston, 2-8-25
Doubles	1	Northwestern State, 2-28-25
Triples		
Home Runs	1	North Dakota, 2-22-25
RBI	1	4x, last: NW State, 2-28-25
Runs	1	6x, last: North Dakota, 2-22-25
Walks	1	5x, last: North Dakota, 2-22-25
Stolen Bases	1	2x, last: North Dakota, 2-21-25

CAREER BESTS

Hits	3	2x, last: Houston, 2-8-25
Doubles	1	14x, last: NW State, 2-28-25
Triples	1	Missouri St., 2-20-22
Home Runs	1	5x, last: North Dakota, 2-22-25
RBI	4	Southern Utah, 4-1-23
Runs	2	3x, last: Marist, 2-16-24
Walks	2	4x, last: UNLV, 3-23-24
Stolen Bases	1	6x, last: North Dakota, 2-21-25

STREAKS (AT UNM)

	Current	Career Best
Hitting		3
On-Base	1	5

MULTI-HIT GAMES

	2	3	4	5+	TOTAL
2022	7	1	-	-	8
2023	6	-	-	-	6
2024	1	-	-	-	1
2025		1			

MULTI-RBI GAMES

	2	3	4	5+	TOTAL
2022	3	-	-	-	3
2023	1	-	1	-	2
2024	2	-	-	-	2
2025					

2025 GAME-BY-GAME

DATE	OPPONENT	POS	AB	R	H	TB	2B	3B	HR	RBI	BB	HBP	SO	SB-ATT	E
2/6	Texas A&M-CC	*c	2	0	0	0	0	0	0	0	0	0	1	0-0	0
2/6	Sam Houston	*c	1	0	0	0	0	0	0	0	1	0	0	0-0	0
2/7	Houston Christian	*c	2	0	0	0	0	0	0	0	0	0	0	0-0	0
2/7	Houston	*3b/c	3	1	0	0	0	0	0	0	0	1	0	0-0	0
2/8	Houston Christian	*3b	2	1	0	0	0	0	0	0	0	1	0	0-0	0
2/8	Houston	*c	5	0	3	3	0	0	0	1	0	0	0	0-0	1
2/9	St. John's	*c	1	0	0	0	0	0	0	1	1	0	0	1-1	0
2/14	Fordham	*3b	3	0	0	0	0	0	0	0	0	0	0	0-0	0
2/14	St. Thomas	*c	2	1	0	0	0	0	0	0	1	0	1	0-0	0
2/15	Texas State	*c	2	0	0	0	0	0	0	0	0	0	1	0-0	0
2/15	St. Thomas	*c/3b	2	0	1	1	0	0	0	0	0	0	0	0-0	0
2/16	Texas State	c	2	0	0	0	0	0	0	0	0	0	1	0-0	0
2/21	North Dakota	*3b	1	1	0	0	0	0	0	0	1	1	0	1-1	0
2/22	Texas Southern	*c	4	1	1	1	0	0	0	0	0	0	0	0-0	0
2/22	North Dakota	*c	2	1	1	4	0	0	1	1	1	0	0	0-0	0
2/23	Texas Southern	*3b	2	0	0	0	0	0	0	0	0	0	0	0-0	0
2/23	Tarleton State	*c	1	0	0	0	0	0	0	0	0	0	1	0-0	0
2/28	Northwestern State	*3b	2	0	1	2	1	0	0	1	0	1	0	0-0	0
2/28	Mississippi State	*c	3	0	1	1	0	0	0	0	0	0	0	0-0	0
3/1	Mississippi State	*2b	3	0	0	0	0	0	0	0	0	0	1	0-0	0
3/1	Alabama State	*3b/2b	2	0	0	0	0	0	0	0	0	0	0	0-0	1
3/2	Alabama State	*3b	2	0	0	0	0	0	0	0	0	1	0	0-0	0
3/6	Saint Joseph's														
3/7	San Diego														
3/7	UPenn														
3/8	Saint Joseph's														
3/8	San Diego														
3/11	New Mexico State														
3/14	San José State														
3/15	San José State														
3/16	San José State														
3/18	UTEP														
3/21	San Diego State														
3/22	San Diego State														
3/23	San Diego State														
3/25	UC San Diego														
4/2	Utah State														
4/2	Utah State														
4/5	Boise State														
4/6	Boise State														
4/11	Colorado State														
4/12	Colorado State														
4/13	Colorado State														
4/17	at Fresno State														
4/18	at Fresno State														
4/19	at Fresno State														
4/22	UTEP														
4/25	Nevada														
4/26	Nevada														
4/27	Nevada														
5/1	UNLV														
5/2	UNLV														
5/3	UNLV														
		21	49	6	8	12	1	0	1	4	5	5	6	2-2	2

CAREER STATS

SEASON	GP	GS	AVG.	AB	R	H	2B	3B	HR	RBI	TB	SLG%	BB	SO	HBP	OB%	SF	SH	SB-SA	PO	A	E	FLD%
2022*	55	53	.245	155	11	38	6	1	2	16	52	.335	8	33	1	.285	1	2	0-0	112	50	5	.970
2023*	51	50	.212	118	19	25	4	0	2	13	35	.297	10	18	4	.293	1	2	1-2	112	80	10	.950
2024	53	51	.173	104	10	18	3	0	0	9	21	.202	12	17	4	.281	1	4	3-4	97	68	12	.932
2025	22	21	.163	49	6	8	1	0	1	4	12	.245	5	6	5	.305	0	3	2-2	81	13	2	.979
TOTAL	181	175	.209	426	46	89	14	1	5	42	120	.282	35	74	14	.289	3	11	6-8	402	211	29	.955

*at SFA

HIGHLIGHTS

- Member of the Leadership Council
- Played at SFA for 2 seasons, graduated from Brewer High School in 2021
- Recorded a hit in 19 games with multiple hits in six games and at least one RBI in nine games in 2023
- Threw out 5 runners sophomore season
- Threw out 4 runners last season with 2 against Houston Christian
- Started 36 games at third, 15 games at catcher last season
- Posted a hit in 28 games with 2 five-game hitting streaks, 8 multi-hit games and drove in a run in 13 games as a freshman
- Played for Coach Dickson her freshman season
- Majoring in liberal arts

THE 2025 LOBOS



34 Miracle McKenzie

FR • INF • 5-10 • R/R
Long Beach, Calif. (St. Anthony HS)

SEASON BESTS

Hits	2	2x, last: Alabama State, 3-1-25
Doubles	1	North Dakota, 2-21-25
Triples		
Home Runs	1	Alabama State, 3-1-25
RBI	3	Alabama State, 3-1-25
Runs	2	Texas Southern, 2-23-25
Walks	1	4x, last: Alabama State, 3-2-25
Stolen Bases		

CAREER BESTS

Hits	2	2x, last: Alabama State, 3-1-25
Doubles	1	North Dakota, 2-21-25
Triples		
Home Runs	1	Alabama State, 3-1-25
RBI	3	Alabama State, 3-1-25
Runs	2	Texas Southern, 2-23-25
Walks	1	4x, last: Alabama State, 3-2-25
Stolen Bases		

STREAKS

	Current	Career Best
Hitting	3	4
On-Base	3	6

MULTI-HIT GAMES

	2	3	4	5+	TOTAL
2025	2				2

MULTI-RBI GAMES

	2	3	4	5+	TOTAL
2025	2	1			3

2025 GAME-BY-GAME

DATE	OPPONENT	POS	AB	R	H	TB	2B	3B	HR	RBI	BB	HBP	SO	SB-ATT	E	
2/6	Texas A&M-CC	*1b	2	1	0	0	0	0	0	0	0	1	0	0-0	0	
2/6	Sam Houston	*1b	3	0	0	0	0	0	0	0	0	0	1	0-0	0	
2/7	Houston Christian	*1b	3	0	1	1	0	0	0	1	0	0	0	0-0	0	
2/7	Houston	*1b	4	0	1	1	0	0	0	0	0	0	0	0-0	0	
2/8	Houston Christian	*1b	3	0	1	1	0	0	0	2	0	0	1	0-0	0	
2/8	Houston	*1b	5	0	1	1	0	0	0	0	0	0	1	0-0	0	
2/9	St. John's	*1b	2	0	0	0	0	0	0	0	0	1	0	0-0	0	
2/14	Fordham	*1b	3	0	0	0	0	0	0	0	0	0	0	0-0	1	
2/14	St. Thomas						-Did Not Play-									
2/15	Texas State	ph/1b	1	0	0	0	0	0	0	0	0	0	1	0-0	0	
2/15	St. Thomas						-Did Not Play-									
2/16	Texas State	*1b	1	0	0	0	0	0	0	0	0	0	1	0-0	0	
2/21	North Dakota	*1b	1	0	1	2	1	0	0	0	1	0	0	0-0	0	
2/22	Texas Southern	*1b	3	0	1	1	0	0	0	0	0	0	0	0-0	0	
2/22	North Dakota	*1b	3	0	1	1	0	0	0	1	0	0	0	0-0	0	
2/23	Texas Southern	*1b	3	2	1	1	0	0	0	1	1	0	0	0-0	0	
2/23	Tarleton State	*1b	2	0	0	0	0	0	0	0	1	0	1	0-0	0	
2/28	Northwestern State	*1b	2	0	1	1	0	0	0	2	0	0	0	0-0	0	
2/28	Mississippi State	*1b	2	0	0	0	0	0	0	0	0	0	0	0-0	0	
3/1	Mississippi State	*1b	4	0	2	2	0	0	0	0	0	0	0	0-0	0	
3/1	Alabama State	*1b	4	1	2	5	0	0	1	3	0	0	0	0-0	0	
3/2	Alabama State	*1b	3	0	1	1	0	0	0	0	1	0	0	0-0	0	
3/6	Saint Joseph's															
3/7	San Diego															
3/7	UPenn															
3/8	Saint Joseph's															
3/8	San Diego															
3/11	New Mexico State															
3/14	San José State															
3/15	San José State															
3/16	San José State															
3/18	UTEP															
3/21	San Diego State															
3/22	San Diego State															
3/23	San Diego State															
3/25	UC San Diego															
4/2	Utah State															
4/2	Utah State															
4/5	Boise State															
4/6	Boise State															
4/11	Colorado State															
4/12	Colorado State															
4/13	Colorado State															
4/17	at Fresno State															
4/18	at Fresno State															
4/19	at Fresno State															
4/22	UTEP															
4/25	Nevada															
4/26	Nevada															
4/27	Nevada															
5/1	UNLV															
5/2	UNLV															
5/3	UNLV															
			19	54	4	14	18	1	0	1	10	4	2	6	0-0	1

CAREER STATS

SEASON	GP	GS	AVG.	AB	R	H	2B	3B	HR	RBI	TB	SLG%	BB	SO	HBP	OB%	SF	SH	SB-SA	PO	A	E	FLD%
2025	20	19	.259	54	4	14	1	0	1	10	18	.333	4	6	2	.333	0	0	0-0	92	6	1	.990
TOTAL	20	19	.259	54	4	14	1	0	1	10	18	.333	4	6	2	.333	0	0	0-0	92	6	1	.990

HIGHLIGHTS

- First career hit scored the game-winning run at HCU on Feb. 7
- First home run walked off the Lobos against Alabama State on March 1
- Won the 2022 Division 3 Del Ray League and the Division 3 CIF State Championship
- Named to the Del Rey All-League First Team and the MVP in 2022
- Ranked 33rd in the Extra Inning Class of 2024 in 2022 after being ranked 69th in the 2021 rankings
- Majoring in business administration.

THE 2025 LOBOS



38

Keyannah Chavez

JR • OF • 5-1 • L/L

Leander, Texas (Glen HS)

SEASON BESTS

Hits	2	Houston, 2-8-25
Doubles	1	Texas Southern, 2-23-25
Triples	1	Texas A&M-CC, 2-6-25
Home Runs		
RBI	2	Texas Southern, 2-23-25
Runs	2	St. Thomas, 2-14-25
Walks	2	St. Thomas, 2-14-25
Stolen Bases		

CAREER BESTS

Hits	3	5x, last: GCU, 3-2-24
Doubles	1	12x, last: Texas So., 2-23-25
Triples	1	6x, last: Texas A&M-CC, 2-6-25
Home Runs	1	8x, last: Fresno State, 5-4-24
RBI	4	2x, last: Texas Tech, 3-12-24
Runs	3	2x, last: Tennessee St., 2-9-24
Walks	3	Utah State, 3-17-23
Stolen Bases	3	Tennessee State, 2-9-24

STREAKS

	Current	Career Best
Hitting		7
On-Base	2	16

MULTI-HIT GAMES

	2	3	4	5+	TOTAL
2023	10	2	-	-	12
2024	10	3			13
2025	1				1

MULTI-RBI GAMES

	2	3	4	5+	TOTAL
2023	4	-	1	-	5
2024	6		1		7
2025	1				1

2025 GAME-BY-GAME																	
DATE	OPPONENT	POS	AB	R	H	TB	2B	3B	HR	RBI	BB	HBP	SO	SB-ATT	E		
2/6	Texas A&M-CC	*rf	3	1	1	3	0	1	0	1	0	0	0	0-0	0		
2/6	Sam Houston	*rf/lf	3	0	0	0	0	0	0	0	0	0	0	0-0	0		
2/7	Houston Christian	*lf	3	1	0	0	0	0	0	0	0	0	0	0-0	0		
2/7	Houston	*lf	5	1	1	1	0	0	0	0	0	0	1	0-0	0		
2/8	Houston Christian	*lf	3	1	0	0	0	0	0	0	1	0	2	0-0	0		
2/8	Houston	*lf	5	1	2	2	0	0	0	0	0	0	1	0-0	0		
2/9	St. John's	*lf	2	1	0	0	0	0	0	0	0	0	1	0-0	0		
2/14	Fordham	*lf	2	0	1	1	0	0	0	0	1	0	0	0-0	1		
2/14	St. Thomas	*lf	2	2	1	1	0	0	0	0	2	0	0	0-0	0		
2/15	Texas State	*lf	3	0	0	0	0	0	0	0	0	0	1	0-0	0		
2/15	St. Thomas	*lf	3	0	0	0	0	0	0	0	0	0	2	0-0	0		
2/16	Texas State	*lf	1	0	0	0	0	0	0	0	0	0	1	0-0	0		
2/21	North Dakota	*dp	2	0	0	0	0	0	0	0	0	0	1	0-0	0		
2/22	Texas Southern	ph	1	0	0	0	0	0	0	0	0	0	0	0-0	0		
2/22	North Dakota					-Did Not Play-											
2/23	Texas Southern	ph/rf	1	1	1	2	1	0	0	2	0	0	0	0-0	0		
2/23	Tarleton State	*lf	2	0	0	0	0	0	0	0	0	0	2	0-0	0		
2/28	Northwestern State					-Did Not Play-											
2/28	Mississippi State	ph	1	0	0	0	0	0	0	0	0	0	1	0-0	0		
3/1	Mississippi State	ph	0	0	0	0	0	0	0	0	1	0	0	0-0	0		
3/1	Alabama State					-Did Not Play-											
3/2	Alabama State	ph	0	1	0	0	0	0	0	0	1	0	0	0-0	0		
3/6	Saint Joseph's																
3/7	San Diego																
3/7	UPenn																
3/8	Saint Joseph's																
3/8	San Diego																
3/11	New Mexico State																
3/14	San José State																
3/15	San José State																
3/16	San José State																
3/18	UTEP																
3/21	San Diego State																
3/22	San Diego State																
3/23	San Diego State																
3/25	UC San Diego																
4/2	Utah State																
4/2	Utah State																
4/5	Boise State																
4/6	Boise State																
4/11	Colorado State																
4/12	Colorado State																
4/13	Colorado State																
4/17	at Fresno State																
4/18	at Fresno State																
4/19	at Fresno State																
4/22	UTEP																
4/25	Nevada																
4/26	Nevada																
4/27	Nevada																
5/1	UNLV																
5/2	UNLV																
5/3	UNLV																
			14	42	10	7	10	1	1	0	3	6	0	13	0-0	1	

CAREER STATS																			
SEASON	GP	GS	AVG.	AB	R	H	2B	3B	HR	RBI	TB	SLG%	BB	SO	HBP	OB%	SF	SH	SB-SA
2023	50	50	.315	143	36	45	7	0	0	19	52	.364	19	18	4	.410	0	8	8-8
2024	49	48	.380	129	32	49	4	5	8	25	87	.674	19	12	5	.471	2	5	3-5
2025	19	14	.167	42	10	7	1	1	0	3	10	.238	6	13	0	.271	0	2	0-0
TOTAL	118	112	.322	314	78	101	12	6	8	47	149	.475	44	43	9	.417	2	15	11-13

- HIGHLIGHTS
- Started 29 games in left, 17 games in center, 2 games at DP last season
 - Finished 2024 season on a 5-game hitting streak and a 12-game streak of reaching base
 - Named MW Freshman of the Week on Feb. 21, 2023
 - First collegiate hit came against Nicholls in her first collegiate at-bat
 - Played all 50 games in left as a freshman
 - Criminology major
 - Mother (Cassandra) and cousin (Anthony Chavez) graduated from UNM. Mother played at UNM from 2002-06 and was a middle infielder
 - Played for the Texas Bombers- Gold

THE 2025 LOBOS



44 Natalie Fritz

FR • P • 6-0 • R/R
Chandler, Ariz. (Basha HS)

SEASON BESTS

IP (high)	7.0	Alabama State, 3-1-25
H (low)	0	North Dakota, 2-21-25
R (low)	0	5x, last: North Dakota, 2-21-25
ER (low)	0	5x, last: North Dakota, 2-21-25
BB (low)	0	4x, last: Texas Southern, 2-22-25
SO (high)	11	Texas Southern, 2-22-25
BF (high)	28	Alabama State, 3-1-25
NP (high)	103	Alabama State, 3-1-25

CAREER BESTS(MIN. 3.0 IP)

IP (high)	7.0	Alabama State, 3-1-25
H (low)	1	HCU, 2-8-25
R (low)	0	HCU, 2-8-25
ER (low)	0	HCU, 2-8-25
BB (low)	0	2x, last: Texas Southern, 2-22-25
SO (high)	11	Texas Southern, 2-22-25
BF (high)	28	Alabama State, 3-1-25
NP (high)	103	Alabama State, 3-1-25

PITCHING SUPERLATIVES (MIN. 4.0 IP)

	Season	Career
5+ K	2	2
10+ K	1	1
1 R or Less	1	1
Shutout		

2025 GAME-BY-GAME

DATE	OPPONENT	W-L	ERA	CG	IP	H	R	ER	BB	SO	2B	3B	HR	BF	HBP
2/6	Texas A&M-CC								-Did Not Play-						
2/6	Sam Houston	0-0	7.00	0	1.0	5	2	1	1	0	0	0	0	8	0
2/7	Houston Christian								-Did Not Play-						
2/7	Houston	0-0	7.50	0	3.2	4	5	4	3	5	1	0	0	19	0
2/8	Houston Christian	1-0	0.00	0	4.2	1	0	0	1	4	0	0	0	16	0
2/8	Houston								-Did Not Play-						
2/9	St. John's	0-0	0.00	0	2.0	3	0	0	1	1	0	0	0	10	0
2/14	Fordham	0-0	0.00	0	2.0	1	0	0	1	3	0	0	0	8	0
2/14	St. Thomas								-Did Not Play-						
2/15	Texas State								-Did Not Play-						
2/15	St. Thomas	0-0	7.64	0	3.2	7	4	4	0	5	1	1	0	18	0
2/16	Texas State	0-0	0.00	0	2.0	1	0	0	0	2	0	0	0	7	0
2/21	North Dakota	0-0	0.00	0	1.0	0	0	0	0	2	0	0	0	3	0
2/22	Texas Southern	1-0	2.21	0	6.1	6	2	2	0	11	0	0	1	25	0
2/22	North Dakota	0-1	21.00	0	1.0	2	3	3	1	1	0	0	1	6	0
2/23	Texas Southern								-Did Not Play-						
2/23	Tarleton State	0-1	2.33	0	3.0	3	1	1	5	4	1	0	1	17	0
2/28	Northwestern State								-Did Not Play-						
2/28	Mississippi State	0-1	4.67	0	3.0	4	2	2	1	1	0	0	1	14	0
3/1	Mississippi State								-Did Not Play-						
3/1	Alabama State	1-0	1.00	1	7.0	4	3	1	2	9	1	0	0	28	0
3/2	Alabama State								-Did Not Play-						
3/6	Saint Joseph's														
3/7	San Diego														
3/7	UPenn														
3/8	Saint Joseph's														
3/8	San Diego														
3/11	New Mexico State														
3/14	San José State														
3/15	San José State														
3/16	San José State														
3/18	UTEP														
3/21	San Diego State														
3/22	San Diego State														
3/23	San Diego State														
3/25	UC San Diego														
4/2	Utah State														
4/2	Utah State														
4/5	Boise State														
4/6	Boise State														
4/11	Colorado State														
4/12	Colorado State														
4/13	Colorado State														
4/17	at Fresno State														
4/18	at Fresno State														
4/19	at Fresno State														
4/22	UTEP														
4/25	Nevada														
4/26	Nevada														
4/27	Nevada														
5/1	UNLV														
5/2	UNLV														
5/3	UNLV														
		3-3	3.12	1	40.1	41	22	18	16	48	4	1	4	179	0

CAREER STATS

SEASON	GS	APP	CG	W-L	ERA	SHO	SV	IP	H	R	ER	BB	SO	2B	3B	HR	BF	NP-STK	WP	HBP	PO	A	E	FLD%
2025	6	13	1	3-3	3.12	0/1	1	40.1	41	22	18	16	48	4	1	4	179	747-448	2	0	2	3	0	1.000
TOTAL	6	13	1	3-3	3.12	0/1	1	40.1	41	22	18	16	48	4	1	4	179	747-448	2	0	2	3	0	1.000

HIGHLIGHTS

- Threw 1st complete game against Alabama State on March 1
- Struck out all 3 batters in the bottom of the 7th to earn her first win, throwing 4.2 innings with one hit and no runs allowed
- 3rd in the MW in strikeouts, tied with McKenna Guest in batters struck out looking (24)
- In Bobcat Tournament, struck out 10 to 1 walk allowed
- Has not allowed a run in 5 outings and limited opponents to 1 hit in 3
- Of her 3.2 IP at Houston on Feb. 7, threw 2.2 scoreless innings, retiring the side in order in the 5th
- HS team won the state championship in 2023
- Played for AZ Storm National-Mathis
- Named Defensive Player of the Year following her sophomore and junior years and was named first team all-conference

THE 2025 LOBOS



77

Marina Tinari

SO • P/OF • 5-4 • L/L

Castle Rock, Colo. (Florida Gulf Coast)

SEASON BESTS

IP (high)

4.0

St. John's, 2-9-25

H (low)

0

Houston, 2-7-25

R (low)

0

St. John's, 2-9-25

ER (low)

0

St. John's, 2-9-25

BB (low)

1

2x, last: Texas Southern, 2-23-25

SO (high)

2

Sam Houston, 2-6-25

BF (high)

18

St. John's, 2-9-25

NP (high)

54

St. John's, 2-9-25

CAREER BESTS (MIN. 3.0 IP)

IP (high)

4.0

St. John's, 2-9-25

H (low)

4

St. John's, 2-9-25

R (low)

0

St. John's, 2-9-25

ER (low)

0

St. John's, 2-9-25

BB (low)

1

St. John's, 2-9-25

SO (high)

1

St. John's, 2-9-25

BF (high)

18

St. John's, 2-9-25

NP (high)

54

St. John's, 2-9-25

PITCHING SUPERLATIVES (MIN. 4.0 IP)

5+ K

10+ K

1 R or Less

Shutout

Season

1

Career

1

2025 GAME-BY-GAME (PITCHING)																
DATE	OPPONENT	W-L	ERA	CG	IP	H	R	ER	BB	SO	2B	3B	HR	BF	HBP	
2/6	Texas A&M-CC							-Did Not Play-								
2/6	Sam Houston	0-1	9.00	0	2.1	5	3	3	2	2	1	0	0	14	0	
2/7	Houston Christian							-Did Not Play-								
2/7	Houston	0-1	10.50	0	0.2	0	1	1	4	0	0	0	0	6	0	
2/8	Houston Christian							-Did Not Play-								
2/8	Houston							-Did Not Play-								
2/9	St. John's	0-0	0.00	0	4.0	4	0	0	1	1	2	0	0	18	1	
2/14	Fordham							-Did Not Play-								
2/14	St. Thomas							-Did Not Play-								
2/15	Texas State	0-1	7.00	0	1.0	3	1	1	0	0	0	0	1	5	0	
2/15	St. Thomas							-Did Not Play-								
2/16	Texas State							-Did Not Play-								
2/21	North Dakota							-Did Not Play-								
2/22	Texas Southern							-Did Not Play-								
2/22	North Dakota							-Did Not Play-								
2/23	Texas Southern	0-0	0.00	0	0.0	2	3	3	1	0	0	0	0	3	0	
2/23	Tarleton State							-Did Not Play-								
2/28	Northwestern State							-Did Not Play-								
2/28	Mississippi State	0-0	21.00	0	1.0	2	3	3	2	0	0	0	2	7	0	
3/1	Mississippi State							-Did Not Play-								
3/1	Alabama State							-Did Not Play-								
3/2	Alabama State							-Did Not Play-								
3/6	Saint Joseph's															
3/7	San Diego															
3/7	UPenn															
3/8	Saint Joseph's															
3/8	San Diego															
3/11	New Mexico State															
3/14	San José State															
3/15	San José State															
3/16	San José State															
3/18	UTEP															
3/21	San Diego State															
3/22	San Diego State															
3/23	San Diego State															
3/25	UC San Diego															
4/2	Utah State															
4/2	Utah State															
4/5	Boise State															
4/6	Boise State															
4/11	Colorado State															
4/12	Colorado State															
4/13	Colorado State															
4/17	at Fresno State															
4/18	at Fresno State															
4/19	at Fresno State															
4/22	UTEP															
4/25	Nevada															
4/26	Nevada															
4/27	Nevada															
5/1	UNLV															
5/2	UNLV															
5/3	UNLV															
		0-3	8.56	0	9.0	16	11	11	10	3	3	0	3	53	1	

CAREER STATS																			
SEASON	GS	APP	CG	W-L	ERA	SHO	SV	IP	H	R	ER	BB	SO	2B	3B	HR	BF	NP-STK	WP
2024*	1	12	0	0-2	4.47	0	0	15.2	20	14	10	10	6	4	0	4	79	288-161	2
2025	3	6	0	0-3	8.56	0	0	9.0	16	11	11	10	3	3	0	3	53	200-100	2
TOTAL	4	18	0	0-5	5.96	0	0	24.2	36	25	21	20	9	7	0	7	132	488-261	4
*at Florida Gulf Coast																			
	HBP	PO	A	E	FLD%														
	4	4	0	6	1	.857													

- HIGHLIGHTS
- Spent last season at Florida Gulf Coast
 - Threw 2.2 innings against Louisville and Florida State for season highs
 - Recorded 2 strikeouts in 2 games last season (against Louisville and MTSU)
 - Didn't allow a run in a combined 5.1 innings through 4 consecutive appearances in the circle
 - Majoring in psychology

THE 2025 LOBOS



77 Marina Tinari

SO • P/OF • 5-4 • L/L

Castle Rock, Colo. (Florida Gulf Coast)

SEASON BESTS		
Hits	1	Sam Houston, 2-6-25
Doubles		
Triples		
Home Runs		
RBI		
Runs		
Walks	1	2x, last: Houston, 2-7-25
Stolen Bases		

CAREER BESTS		
Hits	1	Sam Houston, 2-6-25
Doubles		
Triples		
Home Runs		
RBI		
Runs		
Walks	1	2x, last: Houston, 2-7-25
Stolen Bases		

STREAKS		
	Current	Career Best
Hitting		1
On-Base		2


MULTI-HIT GAMES					
	2	3	4	5+	TOTAL
2024	-	-	-	-	-
2025					

MULTI-RBI GAMES					
	2	3	4	5+	TOTAL
2024	-	-	-	-	-
2025					

2025 GAME-BY-GAME (HITTING)																
DATE	OPPONENT	POS	AB	R	H	TB	2B	3B	HR	RBI	BB	HBP	SO	SB-ATT	E	
2/6	Texas A&M-CC									-Did Not Play-						
2/6	Sam Houston	*p/dp	1	0	1	1	0	0	0	0	1	0	0	0-0	0	
2/7	Houston Christian									-Did Not Play-						
2/7	Houston	*dp/p	3	0	0	0	0	0	0	0	1	0	1	0-0	0	
2/8	Houston Christian									-Did Not Play-						
2/8	Houston									-Did Not Play-						
2/9	St. John's	p	0	0	0	0	0	0	0	0	0	0	0	0-0	0	
2/14	Fordham	pr	0	0	0	0	0	0	0	0	0	0	0	0-0	0	
2/14	St. Thomas									-Did Not Play-						
2/15	Texas State									-Did Not Play-						
2/15	St. Thomas									-Did Not Play-						
2/16	Texas State	ph	1	0	0	0	0	0	0	0	0	0	0	0-0	0	
2/21	North Dakota									-Did Not Play-						
2/22	Texas Southern									-Did Not Play-						
2/22	North Dakota									-Did Not Play-						
2/23	Texas Southern	ph	1	0	0	0	0	0	0	0	0	0	0	0-0	0	
2/23	Tarleton State									-Did Not Play-						
2/28	Northwestern State									-Did Not Play-						
2/28	Mississippi State	ph	1	0	0	0	0	0	0	0	0	0	0	0-0	0	
3/1	Alabama State									-Did Not Play-						
3/1	Alabama State									-Did Not Play-						
3/6	Saint Joseph's									-Did Not Play-						
3/7	San Diego															
3/7	UPenn															
3/8	Saint Joseph's															
3/8	San Diego															
3/11	New Mexico State															
3/14	San José State															
3/15	San José State															
3/16	San José State															
3/18	UTEP															
3/21	San Diego State															
3/22	San Diego State															
3/23	San Diego State															
3/25	UC San Diego															
4/2	Utah State															
4/2	Utah State															
4/5	Boise State															
4/6	Boise State															
4/11	Colorado State															
4/12	Colorado State															
4/13	Colorado State															
4/17	at Fresno State															
4/18	at Fresno State															
4/19	at Fresno State															
4/22	UTEP															
4/25	Nevada															
4/26	Nevada															
4/27	Nevada															
5/1	UNLV															
5/2	UNLV															
5/3	UNLV															
			2	7	0	1	1	0	0	0	0	2	0	1	0-0	0

CAREER STATS																
SEASON	GP	GS	AVG.	AB	R	H	2B	3B	HR	RBI	TB	SLG%	BB	SO	HBP	OB% SF SH SB-SA PO A E FLD%
2024	14	1	.000	0	1	0	0	0	0	0	0	.000	0	0	0	.000 0 0 0-0 0 4 1 .800
2025	6	2	.143	7	0	1	0	0	0	0	1	.143	2	1	0	.333 0 0 0-0 0 2 0 1.000
TOTAL	20	3	.143	7	1	1	0	0	0	0	1	.143	2	1	0	.333 0 0 0-0 0 6 1 .857

- HIGHLIGHTS
- Spent last season at Florida Gulf Coast
 - Pinch ran once at Jacksonville on March 24, 2024
 - Majoring in psychology



❖ 2025 LOBO SOFTBALL FIELD ❖

