



NEW MEXICO BASEBALL

2025 SCHEDULE

OVERALL: 8-9 | MW: 0-0
H: 6-3 | A: 0-5 | N: 2-1

DATE	OPPONENT	TIME(MT)
2/14	Vs. Austin Peay [^]	W, 9-6
2/15	Vs. Uc Irvine [^]	L, 4-18
2/16	Vs. Seton Hall [^]	W, 5-3
2/18	Arizona	I, 0-10 (7)
2/21	N. Colorado	L, 15-16
2/22	N. Colorado ^{DH}	L, 11-15
2/22	N. Colorado ^{DH}	W, 13-4
2/23	N. Colorado	W, 12-7
2/25	New Mexico St.	W, 7-0
2/28	Rhode Island	L, 13-14
3/1	Rhode Island	W, 15-14
3/2	Rhode Island ^{DH}	W, 8-4 (7)
3/2	Rhode Island ^{DH}	W, 10-9
3/7	Tarleton	L, 4-10
3/8	Tarleton ^{DH}	L, 0-4 (7)
3/8	Tarleton ^{DH}	L, 6-9
3/9	Tarleton	L, 3-4
3/14	UNLV*	6 PM
3/15	UNLV*	2 PM
3/16	UNLV*	12 PM
3/18	Texas Tech	2 PM
3/21	Nevada*	TBA
3/22	Nevada*	TBA
3/23	Nevada*	TBA
3/25	Grand Canyon	6 PM
3/28	Air Force*	6 PM
3/29	Air Force*	2 PM
3/30	Air Force*	12 PM
4/1	New Mexico St.	6 PM
4/4	Fresno St.*	7 PM
4/5	Fresno St.*	4 PM
4/6	Fresno St.*	2 PM
4/8	Texas Tech	2 PM
4/11	Washington St.*	6 PM
4/12	Washington St.*	2 PM
4/13	Washington St.*	12 PM
4/15	New Mexico St.	6 PM
4/17	UNLV*	TBA
4/18	UNLV*	TBA
4/19	UNLV*	TBA
4/22	New Mexico St.	6 PM
4/25	San Jose St.*	6 PM
4/26	San Jose St.*	2 PM
4/27	San Jose St.*	12 PM
5/2	San Diego St.*	7 PM
5/3	San Diego St.*	5 PM
5/4	San Diego St.*	1 PM
5/9	Air Force*	1 PM
5/10	Air Force*	1 PM
5/11	Air Force*	12 PM
5/15	Fresno St.*	6 PM
5/16	Fresno St.*	2 PM
5/17	Fresno St.*	12 PM
5/21-25	MW Tournament	—

[^] - Mid-Desert Invitational - First Two Games Hosted At Sloan Park (Mesa, Az), With The Third At Salt River Fields (Scottsdale, Az).
^{*} - Mountain West Conference Game
Home Games In Bold

GAMES 18-20



NEW MEXICO LOBOS (8-9)

Head Coach: Tod Brown, 4th season (83-93 UNM) [424-443 overall]

2024 Home: 18-10 | Away: 7-10 | Neutral: 2-4 | 2024 Final RPI: #202

UNM All-Time Series vs. UNLV: 91-103 | H: 45-29 | A: 44-74 | N: 2-1



VS UNLV (11-5)

MAR. 14-16 | SANTA ANA STAR FIELD | ALBUQUERQUE, N.M.

Head Coach: Stan Stolte, 10th season (228-228, .500)

2024 Record: 26-26 | 2024 Final RPI: #231

LEADING OFF...

New Mexico Baseball looks to open up Mountain West play with some momentum this weekend when the Lobos (8-9) host UNLV (11-5) at Santa Ana Star Field for both teams' first Mountain West weekend series of the season March 14-16.

Winners of six of their last seven before coming up emptyhanded with four losses to Tarleton on the road last weekend in Stephenville, the Lobos still rank among the nation's most productive offenses. They rank No. 28 in the nation in team Batting Average (0.322), No. 21 in slugging (.542), No. 11 in doubles per game (2.65) and T-No. 14 in triples per game (0.47) while cracking the Top 75 in the nation in on-base percentage (66th, .415), scoring per nine innings (71st, 7.9) and homers per game (58th, 2.65). They'll be looking for a return to the win column upon heading back to the Land of Enchantment — the Lobos are 6-3 at Santa Ana Star Field this season and have yet to drop a weekend series at home.

All of this weekend's series will be broadcast free via the MW Network at GoLobos.com/Watch, with live stats, streaming options and more available via GoLobos.com/BSBGameDay. Follow @UNMLoboBaseball on IG, X and Facebook for comprehensive coverage, promotional updates, behind-the-scenes content and more.

ALL-TIME SERIES

UNM trails the all-time series 91-103, holding a 45-29 advantage over the Rebels at home with a 44-74 record against them in Vegas. The Lobos went 5-1 against the Hustlin' Rebels last season, with UNM's sweep in March marking the first series win over the Rebels since 2019. Head Coach Tod Brown is 7-8 against UNLV in his tenure at UNM.

LAST TIME OUT (vs. Rhode Island, 2/8-3/2)

New Mexico dropped all four games in its weekend series at Tarleton State, struggling to generate consistent offense while allowing

UNM NCAA D-I STATISTICAL RANKINGS

Stat	Rank	Value
Batting Average	28	.322
HR Per Game	58	1.29
2B Per Game	11	2.65
Triples Per Game	T-14	0.47
Slugging %	21	0.542
On Base %	66	0.415
Scoring	71	7.9
DP Per Game	T-70	0.82
Fielding %	93	0.973

27 runs over 30.1 innings. The Lobos hit .254 as a team with 33 hits and 11 walks in total — including nine doubles and three home runs — but only plated 13 runs in that span.

- Will Asby led the Lobos in hitting, batting .438 (7-for-16) with three doubles and a .625 slugging percentage. Jordy Oriach (.417, 5-for-12) was the team's biggest run producer, launching two home runs and driving in five while reaching base at a .563 clip. Both Asby and Oriach are currently riding team-best 13-game on-base streaks.

- Gene Trujillo (.429, 3-for-7) got going after a cold start to the year with limited at-bats, hitting his first homer of the year and driving in two runs.

- Khalil Walker (.214, 3-for-14) and Ethan Ott (.200, 2-for-10) each contributed extra-base hits but struggled to drive in runs.

- The Lobos drew 11 walks and were hit by three pitches, posting a .324 team on-base percentage.

New Mexico's pitching staff posted a 6.82 ERA, allowing 27 runs (23 earned) on 33 hits over four games.

- LHP Daxton Purser (2.2 IP, 0 H, 0 ER, 0 BB, 7 K) was dominant in two relief outings, striking out seven batters without allowing a baserunner.

- RHP Josh Barnhouse (3.0 IP, 2 H, 1 ER, 0 BB, 2 K) was solid across two appearances, limiting damage out of the bullpen. He's only

UNIVERSITY OF NEW MEXICO

Location	Albuquerque, N.M.
Founded	1889
Enrollment	8,800
Nickname	Lobos
Colors	Cherry and Silver
Affiliation	NCAA Division I
Conference	Mountain West
President	Garnett Stokes
Dir. of Athletics	Fernando Lovo
Faculty Rep.	Karen Gaudreault
Athletics Phone	(505) 925-5521
Ticket Ops.	(505) 925-5627

BASEBALL STADIUM

Home Field	Santa Ana Star Field
Capacity	1,000
Dimensions	338 (LF); 408 (LC); 420 (CF); 408 (RC) 338 (RF)

LOBO BASEBALL HISTORY

First Season	1899
Overall Record	1969-1824-18 (.520)
Overall MW Record	354-273-1 (.564)
Years in NCAA Postseason	6 (1962, 2010, '11, '12, '13, '16)
Conference Titles	7 (1962, 2000, '11, '12, '13, '14, '17)
Conference Tournament Titles	3 (2011, '12, '16)

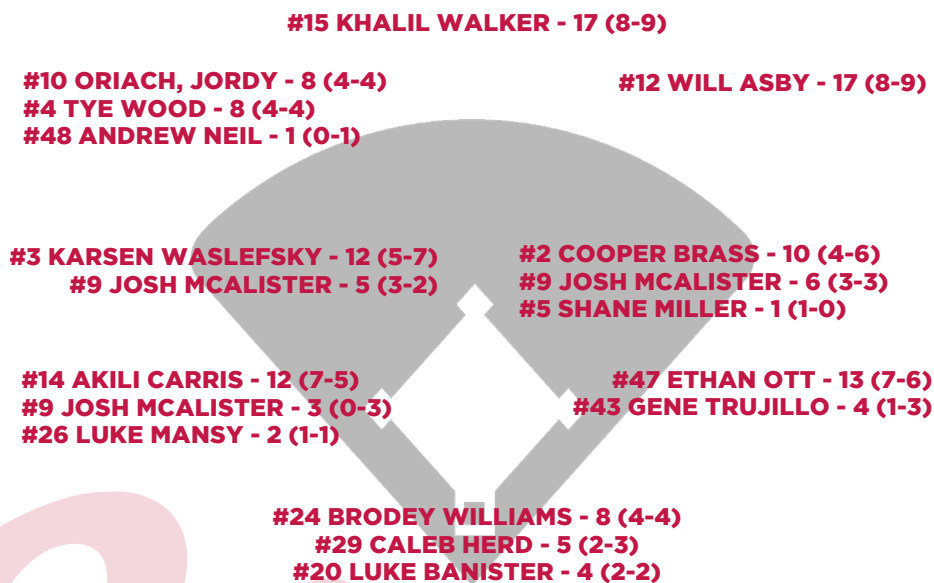
COACHING STAFF

Head Coach	Tod Brown
Years at UNM	3rd season
Record at UNM	83-93 (4 yr.)
Overall Record	424-443 (18 yrs.)
Asst. Coach / Pitching	Michael Lopez
Years at UNM	3rd season
Asst. Coach / Recruiting	Matt Risdon
Years at UNM	2nd season
Asst. Coach (Hitting)	Justin Mitchell
Years at UNM	1st season
Dir. of Ops / Player Development	Tyler McPeak
Years at UNM	1st season
Athletic Trainer	Robert Rimorin

2024 REVIEW

Overall Record	28-26
MWC Record (Finish)	17-13 (2nd)
Home Record	18-10
Away Record	8-12
Neutral Record	2-4
Starters Returning/Lost	7/7
Pitchers Returning/Lost	10/8
Letterwinners Returning/Lost	23/15
Newcomers	17

DEFENSIVE STARTERS BY POSITION



allowed six earned runs across 17 frames of relief so far this season, lowering his season ERA to 3.18.

• RHP David Lopez (5.0 IP, 6 H, 4 ER, 1 BB, 3 K) and RHP Diego Alvarez (5.1 IP, 7 H, 5 ER, 0 BB, 5 K) both gave the Lobos a chance with solid starts, but struggled to work around extra-base hits from a speedy Texans lineup.

• RHP Luke Wiseman (1.2 IP, 0 H, 0 ER, 2 BB, 2 K) and RHP Blake Bell (0.2 IP, 0 H, 0 ER, 2 BB) also contributed scoreless outings.

2024 REVIEW / 2025 PREVIEW

The Lobos improved their overall record for the second year in a row in 2024 en route to their first Mountain West Tournament berth since 2017, going 28-26 and 17-13 in Mountain West play. UNM wrapped up the season ranked among the nation's most productive offensive teams, posting the seventh-highest team batting average (.319) in the nation while ranking among the Top 50 in team slugging (No. 31, .515), on-base percentage (No. 13, .421), doubles per game (No. 17, 2.24), triples per game (T-No.40, 0.30) and runs per game (No. 25, 8.4).

Heading into Head Coach Tod Brown's fourth year at the helm, the Lobos return four of their top six batters by average – including 2024 MW batting and on-base leader Khalil Walker and fellow All-MW outfielder Will Asby – as well as three starting pitchers that saw significant weekend action last season in Dayne Pengelly (11 GS, 50 IP), David Lopez (11 GS, 65.1 IP) and Daxton Purser (7 GS, 35 IP).

This season, with Washington State joining as an affiliate member for baseball, the

Mountain West is an eight-team league for the first time since in conference's history. With the addition of the Cougars, the conference tournament will expand to six teams for the first time since 2016, when UNM last won the tournament to secure an automatic bid to the NCAA Tournament. This year's MW Baseball Championship will also be the first hosted at a neutral-site, set for May 21-25 in Mesa, Ariz.

EARLY RETURNS

Walker & Asby Named Preseason All-MW; Lobo Baseball Tabbed Fourth in Coaches' Poll:

• Outfielders Khalil Walker and Will Asby were named to the All-Conference Preseason Team and New Mexico was one of three teams tied for fourth in the Mountain West Preseason Coaches' Poll released Monday ahead of the 2025 baseball season.

• Walker and Asby – who both were All-MW selections after their first season at UNM in 2024 – make UNM one of four teams with multiple preseason all-league selections along with Fresno State (four selections), Nevada (three selections) and San Diego State (two selections).

• With six first-place votes for a total of 43 points, 2024 MW Tournament Champions Fresno State are the favorites to win the conference again ahead of Nevada (35 points) in second and Washington State (1 first-place vote, 30 points) in third. With 27 points, the Lobos are tied for fourth alongside UNLV (1 first-place vote) and San Diego State, the third season in a row in which they've improved their preseason rank. Before the 2023 season, UNM was picked to finish seventh and ultimately finished fifth — before the 2024 season,

THROUGH THE ORDER (PROJECTED LINEUP)

NO.	PLAYER	YR/POS	BA	SLG	OBP	G/AB	R	H	2B	3B	HR	RBI	BB	SO
2	Cooper Brass	R-FR/INF	.333	.378	.411	13/45	12	15	2	0	0	8	8	5
12	Will Asby	SR/OF	.290	.507	.359	17/69	18	20	9	0	2	7	7	9
10	Jordy Oriach	JR/OF	.433	.866	.513	17/67	21	29	9	1	6	22	9	8
47	Ethan Ott	SR/DH	.327	.577	.397	13/52	13	17	5	1	2	17	5	15
24	Brodey Williams	JR/C	.310	.379	.459	8/29	6	9	2	0	0	2	7	8
14	Akili Carris	JR/INF	.362	.414	.393	14/58	7	21	3	0	0	18	3	13
9	Josh McAlister	SR/INF	.313	.646	.476	16/48	13	15	1	0	5	12	11	18
3	Karsen Waslefsky	JR/INF	.250	.409	.313	12/44	8	11	2	1	1	8	3	7
15	Khalil Walker	SR/OF	.369	.692	.397	17/65	14	24	7	4	2	9	2	4

OTHER KEY HITTERS

4	Tye Wood	SR/OF	.269	.577	.500	12/26	10	7	3	1	1	5	9	6
26	Luke Mansy	SR/INF	.333	.444	.600	7/9	2	3	1	0	0	0	4	1
29	Caleb Herd	JR/C	.250	.438	.294	5/16	2	4	0	0	1	2	1	7
43	Gene Trujillo	FR/1B	.190	.333	.393	8/21	5	4	0	0	1	2	4	9
48	Andrew Neil	SR/UTL	.400	.400	.571	6/5	0	2	0	0	0	0	0	2

Stats are for 2025 season

they were voted fifth and closed out the regular season one game out of sharing a regular-season championship with Air Force.

Asby Named to D1Baseball.com's Top 100 Outfielders:

- Senior Will Asby clocked in at No. 91 in the nation on D1Baseball.com's National Outfielders Rankings released last week. In his first season with the Lobos in 2024, Asby entered the outlet's midseason Top 100 Outfielder rankings at No. 94 after not being ranked heading into the season.
- Last season, Asby ranked second in the league in runs scored (59), eighth in slugging (.601) and ninth in total hits (71), breaking the program record for single-season grand slams with four – he needs just one more to match Mark Wulfert's career record of five.

"Keep an Eye On" New Mexico in Mountain West Race:

- D1Baseball.com slated New Mexico as the team to "Keep an eye on" in this year's Mountain West race behind preseason favorite Fresno State, citing improved pitching depth and a host of high-level hitters returning.
- "This year's team has a chance at making [an NCAA Regional] with five returnees who hit .300-plus, two returning weekend starters on the mound and five key pieces in the bullpen also coming back to campus."

A LOOK AT THE SCHEDULE

- The 53-game schedule, including 30 Mountain West Conference games, opens up at the MLB Desert Invitational in Arizona (Feb. 14-16) and concludes with a conference weekend series at home vs. Fresno State (May 15-17). In that span, the Lobos will face four different teams that reached NCAA Regionals last spring – Arizona, UC Irvine, Grand Canyon and Fresno State – nine times.
- In total, UNM will play 27 games at Santa Ana Star Field in Albuquerque and 26 games on the road throughout the regular season, with 18 games against seven opponents that ranked in the Top 150 in the nation in last season's final RPI rankings.
- Should the Lobos stand among the top six teams in the Mountain West standings

upon the conclusion of that weekend, they'll earn a berth to the expanded MWC Baseball Championships May 21-25, hosted this year in Mesa, Ariz. The winner earns the conference's automatic berth into the NCAA Championships.

SEEING DOUBLE

- The Lobos excelled at getting two for one in 2024, ranking No. 15 in NCAA D-I in double plays per game (0.94) and No. 17 in doubles per game (2.24). They ranked No. 21 in total DP (51) and No. 50 in total doubles (121).
- Last season, the Lobos had four players hit double-digit doubles -- two of them, Khalil Walker (11) and Will Asby (17), return for this season.

BROWN'S PROGRAM-BUILDING RESUME

- In his first five seasons as head coach at North Dakota State, Brown's teams improved their winning percentage in each season, going from 15-30 (.333) in his first season in 2008 to 40-20 (.667) in 2012 and finishing each of the next nine seasons above .400. The Bison reached the Summit League tournament eight times in that span, advancing to NCAA Regionals in 2014 and 2021.
- He's done the same in each of his first three years in Albuquerque, improving from 21-33 (10-20 MW) in 2022 to 26-25 (13-17 MW) in 2023 to 28-26 (17-13 MW) in 2024.
- Brown coached the Bison to 40-win seasons in 2012 and 2021.
- In Brown's second season at UNM, the Lobos improved to 26-25 from 21-33 the year prior, with the highest team batting average since 2013 (.328) and lowest team ERA since 2016 (5.95). They finished 28-26 on the season (28-24 in regular-season games) the following season in 2024.
- In 16 seasons as a D-I Head Coach, Brown has finished the season above .400 13 times and above .500 seven times – the only three seasons in which he's finished below .400 were his first two years in Fargo (2008, 2009) and his first season in Albuquerque (2022).

YOUR 2025 LOBOS ROSTER

- UNM's 2025 roster includes 13 returning players with 17 newcomers – the Lobos return

seven position players who appeared in at least 20 games in 2024 while losing seven.
 – Of the Lobos' newcomers, five are freshmen and 12 are transfers – nine transfers are from junior colleges and three from four-year institutions.
 – 30 players are upperclassmen – 15 seniors and 15 juniors – the most upperclassmen Brown has had on a roster in Albuquerque.

2025 NEW MEXICO LOBOS ROSTER



2 COOPER BRASS
INF | 5-10 | R-FR



3 KARSEN WASLEFSKY
INF | 5-11 | JR



4 TYE WOOD
OF | 5-11 | SR



5 SHANE MILLER
INF | 6-0 | FR



6 BRIAN MCBROOM
RHP | 6-0 | SR



7 TOMMY WHITE
RHP | 6-4 | JR



8 DEREK MONTIJO
INF/OF | 6-0 | FR



9 JOSH MCALISTER
INF | 6-2 | SR



10 JORDY ORIACH
OF | 6-5 | JR



11 AUSTIN MUNGULA
C | 5-10 | JR



12 WILL ASBY
OF | 5-11 | SR



13 MATT ROMERO
LHP | 6-0 | SR



14 AKILI CARRIS
INF | 6-2 | JR



15 KHALIL WALKER
OF | 5-10 | SR



16 GRANT ORIGER
RHP | 6-2 | FR



17 CRISTIAN MOGEN
RHP/INF | 6-0 | FR



18 BECK SULLIVAN
RHP | 5-11 | FR



19 JUSTIN STILL
LHP | 6-3 | SR



20 LUKE BANISTER
C | 5-10 | JR



22 BEN BAKER-LIVINGSTON
RHP | 6-2 | R-JR



23 TY CUNNINGHAM
RHP | 6-3 | JR



24 BRODEY WILLIAMS
C | 6-0 | JR



25 LUKE WISEMAN
RHP | 6-0 | R-JR



26 LUKE MANSY
INF/OF | 5-10 | JR




27 DAVID LOPEZ
RHP | 6-2 | SR



28 CHARLES LAVIGNE
RHP | 6-5 | FR



29 CALEB HERD
C | 5-9 | JR



31 DAYNE PENGELLY
RHP | 6-2 | SR



32 SYDNEY WARD
OF | 6-0 | JR



33 DAXTON PURSER
LHP | 6-2 | SR




34 JOSH BARNHOUSE
RHP | 6-5 | SR



35 PRESLEY MONTEFORTE
LHP | 6-0 | JR



36 ELIAS FIDDLER
UTL | 6-0 | JR



38 BLAKE LEHMBECK
RHP | 6-1 | SO



39 RYAN CASTILLO
RHP | 6-5 | SO



42 BLAKE BELL
RHP | 6-4 | FR



43 GENE TRUJILLO
1B/OF | 6-6 | SO



47 ETHAN OTT
1B/OF | 6-2 | SR



48 ANDREW NEIL
INF/UTL | 6-0 | SR



49 JACK MESSMORE
RHP/UTL | 6-1 | JR



TOD BROWN
head coach



MICHAEL LOPEZ
PITCHING coach



MATT RISDON
ASSISTANT coach



JUSTIN MITCHELL
assistant coach



TYLER MCPEAK
DIR OF OPS/DEVELOPMENT

BY POSITION

FIRST BASE (2): Ott, Trujillo
INFIELD (5): Brass, Carris, Mansy, McAlister, Miller, Neil
OUTFIELD (5): Asby, Walker, Ward, Oriach, Wood
CATCHER (3): Banister, Herd, Williams
RHP (18): Alvarez, Baker-Livingston, Barnhouse, Bell, Castillo, Mogen, Lopez, Lehmbeck, Origer, Pengelly, Cunningham, Wiseman, White, Sullivan, Messmore, Lavigne, McBroom
LHP (7): Cornelius, Romero, Still, Monteforte, Purser, Barnhouse
UTL (1): Fiddler

BY CLASS

FRESHMEN (6): Miller, Origer, Sullivan, Lavigne, Bell, Mogen
SOPHOMORES (3): Castillo, Trujillo, Lehmbeck
JUNIORS (17): Alvarez, Waslefsky, Cunningham, White, Oriach, Monteforte, Wiseman, Williams, Mansy, Herd, Ward, Messmore, Walker, Fiddler
SENIORS (14): Romero, Still, Pengelly, Cornelius, Neil, Lopez, Asby, Ott, Banister, Carris, McAlister, McBroom, Wood, Barnhouse

BREAKDOWN

POSITION PLAYERS	
Returners.....	23
Newcomers	17
Starters Returning	5
Starters Lost	4
Lettermen Returning	8
Lettermen Lost	8
PITCHERS	
Pitchers Returning	11
Pitchers Lost	5
Weekend Starters Returning.....	2/3
Returners w/ 1+ GS in '24	7
Returners w/5+ App. in '24.....	7
Returners w/1+ App. in '24.....	10

PRESEASON MWC COACHES' POLL

2025 Predicted Order of Finish

RANK	SCHOOL (1st Place Votes)	POINTS
1.	Fresno State (6)	43
2.	Nevada	35
3.	Washington State (1)	30
4.	UNLV (1)	27
4.	New Mexico	27
4.	San Diego State	27
7.	Air Force	19
8.	San José State	16

PRESEASON ALL-MOUNTAIN WEST

Name	Yr.	Pos.	Institution
Chase Spencer	Sr.	OF/P	Air Force
Jack Anker	Jr.	P	Fresno State
Victor Arreola	Jr.	P	Fresno State
Murf Gray	Jr.	INF	Fresno State
Eddie Saldivar	Sr.	INF	Fresno State
Michael Ball	Sr.	INF	Nevada
Taylor Holder	Sr.	OF	Nevada
Ethan O'Neal	Sr.	P	Nevada
Will Asby	Gr.	OF	New Mexico
Khalil Walker	Jr.	OF	New Mexico
Finley Bates	So.	INF	San Diego State
Omar Serrano	Sr.	P	San Diego State

NEW MEXICO LOBOS ROSTER

NO.	NAME	POS.	HT.	WT.	B/T	YR.	HOMETOWN
2	Cooper Brass	INF	5-10	170	R/R	R-FR	Chandler, AZ
3	Karsen Waslefsky	INF	6-0	175	R/R	JR	Gilbert, AZ
4	Tye Wood	OF	5-11	185	S/L	SR	Gardner, KS
5	Shane Miller	INF	6-1	190	L/R	FR	Gilbert, AZ
6	Brian McBroom	RHP	6-0	180	R/R	SR	Oakley, CA
7	Tommy White	RHP	6-4	210	R/R	JR	Albuquerque, NM
8	Diego Alvarez	RHP	5-10	185	R/R	JR	Sahuarita, AZ
9	Josh McAlister	INF	6-2	185	R/R	SR	Homewood, IL
10	Jordy Oriach	OF	6-5	225	L/L	JR	Haverhill, MA
11	Matt Cornelius	LHP	6-0	185	L/L	SR	Zuni, NM
12	Will Asby	OF	5-11	200	L/R	SR	Sacramento, CA
13	Matt Romero	LHP	6-0	195	L/L	SR	Albuquerque, NM
14	Akili Carris	INF	6-2	185	R/R	JR	Albuquerque, NM
15	Khalil Walker	OF	5-10	170	L/L	SR	Mansfield, TX
16	Grant Origer	RHP	6-3	225	R/R	FR	Parker, TX
17	Cristian Mogen	RHP	6-0	180	R/R	R-FR	Peoria, AZ
18	Beck Sullivan	RHP	5-11	180	R/R	FR	Waxahachie, TX
19	Justin Still	LHP	6-3	215	L/L	SR	Chandler, AZ
20	Luke Banister	C	5-10	200	R/R	SR	Round Rock, TX
22	Ben Baker-Livingston	RHP	6-2	185	R/R	SR	Richardson, TX
23	Ty Cunningham	RHP	6-3	215	R/R	JR	Iowa Park, TX
24	Brodey Williams	C	6-0	210	L/R	JR	Houston, TX
25	Luke Wiseman	RHP	6-0	215	R/R	R-JR	Wylie, TX
26	Luke Mansy	INF/OF	5-10	180	L/R	R-JR	San Diego, CA
27	David Lopez	RHP	6-1	220	R/R	SR	Mission, TX
28	Charles Lavigne	RHP	6-5	200	L/R	FR	Blainville, Quebec
29	Caleb Herd	C	5-9	185	R/R	JR	Vail, AZ
31	Dayne Pengelly	RHP	6-2	195	L/R	SR	Rio Rancho, NM
32	Sydney Ward	OF	6-0	240	R/R	JR	Albuquerque, NM
33	Daxton Purser	LHP	6-1	225	L/L	SR	Providence, UT
34	Josh Barnhouse	RHP	6-6	240	R/R	SR	Prosper, TX
35	Presley Monteforte	LHP	6-0	190	R/L	JR	Centennial, CO
36	Elias Fiddler	UTL	6-0	175	R/R	JR	Durango, CO
38	Blake Lehmbeck	RHP	6-1	195	R/R	SO	Tucson, AZ
39	Ryan Castillo	RHP	6-2	180	R/R	SO	Los Lunas, NM
42	Blake Bell	RHP	6-4	215	R/R	FR	Phoenix, AZ
43	Gene Trujillo	1B	6-5	230	L/R	SO	Albuquerque, NM
47	Ethan Ott	1B/OF	6-2	215	R/R	SR	Chesapeake, VA
48	Andrew Neil	RHP/IF	5-11	185	L/R	SR	Oakley, CA
49	Jack Messmore	RHP	6-1	215	L/R	JR	Niceville, FL

COACHING STAFF

Tod Brown - Head Coach, 4th season
Michael Lopez - Assistant Coach, 4th season
Matt Risdon - Assistant Coach, 3rd season
Justin Mitchell - Assistant Coach, 2nd season
Tyler McPeak - Dir. of Ops & Player Development, 1st season

NEW MEXICO STATS

Player	avg	gp-gs	ab	r	h	2b	3b	hr	rbi	tb	slg%	bb	hp	so	gdp	ob%	sf	sh	sb-att	po	a	e	fld%
10 ORLACH, Jordy	.433	17-17	67	21	29	9	1	6	22	58	.866	9	3	8	0	.513	1	0	1-2	17	0	0	1.00
15 WALKER, Khalil	.369	17-17	65	14	24	7	4	2	9	45	.692	2	1	4	0	.397	0	2	2-3	29	0	1	.96
14 CARRIS, Akili	.362	14-14	58	7	21	3	0	0	18	24	.414	3	0	13	1	.393	0	0	1-3	10	12	2	.91
2 BRASS, Cooper	.333	13-12	45	12	15	2	0	0	8	17	.378	8	0	5	2	.411	3	2	3-4	16	27	0	1.00
47 OTT, Ethan	.327	13-13	52	13	17	5	1	2	17	30	.577	5	3	15	2	.397	3	0	0-0	113	7	0	1.00
9 MCALISTER, Josh	.313	16-15	48	13	15	1	0	5	12	31	.646	11	4	18	0	.476	0	1	6-6	20	50	7	.90
12 ASBY, Will	.290	17-17	69	18	20	9	0	2	7	35	.507	7	1	9	2	.359	1	2	1-1	25	0	0	1.00
3 WASLEFSKY, Karsen	.250	12-12	44	8	11	2	1	1	8	18	.409	3	1	7	0	.313	0	0	2-3	17	35	2	.96
48 NEIL, Andrew	.400	6-1	5	0	2	0	0	0	0	2	.400	0	2	2	0	.571	0	0	0-0	0	0	0	.00
26 MANSY, Luke	.333	7-2	9	2	3	1	0	0	0	4	.444	4	2	1	0	.600	0	0	0-0	0	4	0	1.00
24 WILLIAMS, Brodey	.310	8-8	29	6	9	2	0	0	2	11	.379	7	1	8	2	.459	0	0	0-1	61	6	0	1.00
4 WOOD, Tye	.269	12-8	26	10	7	3	1	1	5	15	.577	9	3	6	0	.500	0	0	2-2	7	0	0	1.00
20 BANISTER, Luke	.250	5-4	20	3	5	1	0	1	8	9	.450	0	0	5	2	.238	1	0	0-0	31	3	0	1.00
29 HERD, Caleb	.250	5-5	16	2	4	0	0	1	2	7	.438	1	0	7	0	.294	0	0	0-0	36	4	1	.97
43 TRUJILLO, Gene	.190	8-7	21	5	4	0	0	1	2	7	.333	4	3	9	2	.393	0	0	1-1	34	2	1	.97
5 MILLER, Shane	.000	3-1	4	1	0	0	0	0	3	0	.000	2	0	2	0	.286	1	0	0-0	4	3	0	1.00
Totals	.322	17	578	135	186	45	22	123	313	.542	.75	24	119	13	.415	10	7	19-26	428	175	16	.97	
Opponents	.313	17	588	147	184	43	19	18	137	319	.543	71	27	130	12	.403	13	2	20-29	420	156	13	.97

LOB - Team (139), Opp (126). DPs turned - Team (14), Opp (14).

(All games Sorted by Earned run avg)

Player	era	w-l	app	gs	cg	sho	sv	ip	h	r	er	bb	so	2b	3b	hr	b/avg	wp	hp	bk	sf	sh
34 BARNHOUSE, Josh	3.18	1-0	9	0	0	0/1	0	17.0	14	6	6	1	11	3	3	1	.226	0	0	0	2	
39 CASTILLO, Ryan	5.00	2-1	4	4	0	0/0	0	18.0	22	13	10	8	17	4	1	1	.301	2	1	0	0	
31 PENGELLY, Dayne	7.79	1-0	5	5	0	0/1	0	17.1	19	16	15	12	14	5	1	0	.279	1	5	0	1	
8 ALVAREZ, Diego	9.45	1-2	4	4	0	0/0	0	20.0	29	21	21	3	15	5	5	3	.337	0	4	0	2	
23 CUNNINGHAM, Ty	3.48	0-1	6	0	0	0/1	4	10.1	7	4	4	8	9	3	0	0	.189	0	0	0	0	
25 WISEMAN, Luke	5.79	1-0	6	0	0	0/0	0	4.2	7	3	3	3	7	2	1	0	.350	0	1	0	0	
7 WHITE, Tommy	6.75	1-0	4	0	0	0/0	0	6.2	11	6	5	3	7	2	1	2	.367	0	0	0	0	
27 LOPEZ, David	9.37	1-2	4	4	0	0/0	0	16.1	20	19	17	9	14	3	3	3	.294	5	5	0	1	
33 PURSER, Daxton	10.66	0-2	6	0	0	0/1	1	12.2	15	15	15	5	22	4	1	3	.283	2	1	0	1	
11 CORNELIUS, Matt	12.27	0-0	4	0	0	0/0	0	7.1	11	10	10	5	8	3	0	2	.379	2	3	0	1	
13 ROMERO, Matt	13.50	0-0	3	0	0	0/0	0	1.1	2	2	2	2	0	0	0	0	.333	1	2	0	0	
49 MESSMORE, Jack	17.61	0-1	5	0	0	0/1	0	7.2	15	17	15	6	5	5	3	1	.417	1	1	1	3	
6 MCBROOM, Brian	18.00	0-0	1	0	0	0/0	0	1.0	2	2	2	0	0	1	0	0	.500	0	1	0	1	
38 LEHMBECK, Blake	18.00	0-0	1	0	0	0/0	0	1.0	1	2	2	0	0	1	0	0	.333	0	1	0	1	
42 BELL, Blake	54.00	0-0	2	0	0	0/0	0	0.2	3	4	4	3	0	0	0	2	.600	0	0	0	0	
35 MONTEFORTE, Presley	54.00	0-0	1	0	0	0/0	0	0.1	3	2	2	0	1	1	0	0	.750	0	2	0	0	
19 STILL, Justin	99.00	0-0	2	0	0	0/0	0	0.1	3	5	5	3	0	1	0	0	.750	0	0	0	0	
Totals	8.71	8-9	17	17	0	1/1	5	142.2	184	147	138	71	130	43	19	18	.313	14	27	1	13	
Opponents	7.84	9-8	17	17	0	2/2	1	140.0	186	135	122	75	119	45	8	22	.322	16	24	2	10	

UNLV ROSTER

#	Name	Pos.	Class	B/T	Prev. School/Hometown
1	Isaac Rodriguez	INF	SR	R/R	Cypress CC / Murrieta, CA
2	LJ Mercurius	RHP	SO	R/R	Faith Lutheran HS / Las Vegas, NV
3	Jayden Hertel	RHP/INF	FR	R/R	Clovis North / Fresno, CA
4	Gio Melchione	C	R-FR	R/R	Gonzaga / Gilbert, AZ
5	JP Hefft	INF	SR	R/R	Saddleback CC / San Clemente, CA
7	Chase Diltmar	INF	R-SO	R/R	Basic Academy / Las Vegas, NV
8	Dwight Allen II	OF	GR	R/R	Georgia / Milton, GA
9	Brendan O'Sullivan	INF	SR	R/R	San Joaquin Delta / Pleasanton, CA
10	Chase Gallegos	C	R-SO	R/R	Liberty HS / Las Vegas, NV
11	Paul Myro IV	INF	SR	S/R	Bishop Gorman HS / Las Vegas, NV
14	Nicky Garritano	INF	JR	R/R	CSN / Las Vegas, NV
16	Carson Lane	RHP	SO	R/R	Huntingdon Beach HS / Huntington Beach, CA
17	Dean Toigo	OF	SR	L/R	Hope International / Yorba Linda, CA
19	Caden Byers	RHP	SR	R/R	Irvine Valley / Murrieta, CA
20	Mikey Cruz Jr.	INF	JR	R/R	Caldwell / Miami, FL
21	Jesus Gonzalez	RHP	SR	R/R	CSN / Henderson, NV
22	Cooper Sheff	INF	R-FR	R/R	Oregon / Las Vegas, NV
23	Gunnar Myro	INF	SO	R/R	Bishop Gorman HS / Las Vegas, NV
25	Evan Vasilou	LHP	R-JR	L/L	Utah Tech / El Cajon, CA
26	Sam Simon	RHP	SR	R/R	Centennial HS / Las Vegas, NV
27	Alex Navarrete	RHP	R-JR	L/L	Riverside City / Colton, CA
29	Demetris Lewis Jr.	OF	FR	R/R	El Cerrito / Richmond, CA
30	Reese Lueck	RHP	JR	R/R	Palo Verde HS / Las Vegas, NV
31	Will Marquart	RHP	GR	R/R	Berry / Tampa, FL
32	Dylan Rogers	RHP	SO	R/R	Damonte Ranch HS / Reno, NV
33	Michael Taylor	INF	JR	R/R	Los Angeles Mission College / Santa Clara
35	Ross Fowler	RHP	R-JR	R/R	Catawba / Newton, N.C.
36	Vincent Gamberdella	C	JR	L/R	Santa Barbara City / Santa Barbara, CA
38	Elijah Rodriguez	OF	SR	L/L	Oral Roberts / Hewitt, TX
40	Cody Albright	RHP	R-JR	R/R	Paradise Valley CC / Phoenix, AZ
41	Mason Dillow	RHP	GR	R/R	Long Beach State / Phoenix, AZ
42	Jordan Hansen	RHP	R-SO	R/R	Tumwater HS / Olympia, WA
43	Tre LaGrone III	LHP	FR	L/L	McQueen / Las Vegas, NV
44	Cole Konarsky	OF	SR	R/R	UC Riverside / Chino Hill, CA
45	Connor Tallakson	C	SR	R/R	Utah Tech / Irvine, CA
47	Kaden Schuck	C	JR	R/R	Southern Idaho / Reno, NV
49	Alex Overbay	1B/RHP	SO	R/R	Tumwater HS / Tumwater, WA
51	Colton Sundloff	RHP	GR	R/R	Oklahoma / Erda, UT

UNLV STATISTICS

#	Player	AVG	GP-GS	AB	R	H	2B	3B	HR	RBI	TB	SLG%	BB	HBP	SO	GDP	OB%	SF	SH	SB-ATT	PO	A	E	FLD%
5	Hefft, JP	.412	16-16	68	15	28	3	0	1	15	34	.500	2	2	4	2	.444	0	0	3-3	17	30	2	.959
44	Konarsky, Cole	.362	15-15	58	8	21	2	0	3	11	32	.552	4	0	4	2	.403	0	0	1-1	8	0	0	1.000
23	Myro, Gunnar	.341	16-14	44	7	15	1	0	1	3	19	.432	2	0	7	0	.362	1	1	1-3	26	1	1	.964
17	Toigo, Dean	.333	16-16	60	11	20	3	0	6	23	41	.683	9	0	12	0	.420	0	1	3-3	23	2	0	1.000
10	Gallegos, Chase	.294	14-13	34	8	10	3	0	0	6	11	.324	5	3	7	0	.429	0	2	2-3	127	12	1	.993
6	Rodriguez, Elijah	.269	15-14	52	11	14	3	0	0	7	17	.327	5	3	14	0	.361	1	1	1-1	24	0	0	1.000
22	Sheff, Cooper	.259	16-16	58	14	15	1	1	4	14	30	.517	10	0	19	0	.352	3	1	0-2	14	27	7	.854
9	O'Sullivan, Brendan	.212	15-14	52	6	11	3	0	2	5	20	.385	9	0	9	0	.328	0	0	1-1	102	4	2	.981
11	Myro IV, Paul	.207	12-12	29	10	6	0	0	1	4	9	.310	11	0	9	0	.425	0	0	0-0	16	23	4	.907
14	Garritano, Nicky	.333	5-1	6	2	2	0	1	0	0	4	.667	1	0	0	0	.429	0	0	0-0	2	5	1	.875
20	Cruz Jr., Mikey	.286	8-3	14	3	4	1	0	1	3	8	.571	2	1	2	0	.412	0	0	0-0	0	0	0	.000
1	Rodriguez, Isaac	.167	6-2	12	3	2	1	0	0	1	3	.250	2	0	5	0	.286	0	0	0-0	0	2	0	1.000
45	Tallakson, Connor	.143	3-1	7	0	1	0	0	0	0	1	.143	1	0	0	0	.250	0	0	0-0	15	1	0	1.000
7	Ditmar, Chase	.125	4-2	8	1	1	0	0	0	0	1	.125	1	0	5	0	.222	0	0	0-0	2	3	0	1.000
8	Allen II, Dwight	.091	9-2	11	1	1	1	0	0	1	2	.182	2	0	6	0	.231	0	0	0-0	5	0	0	1.000
36	Gamberdella, Vincent	.000	6-2	5	1	0	0	0	0	0	0	.000	1	2	4	1	.375	0	0	0-0	16	3	0	1.000
4	Melchione, Gio	.000	2-0	2	0	0	0	0	0	0	0	.000	0	0	2	0	.000	0	0	0-0	0	0	0	.000
3	Hertel, Jayden	.000	4-1	1	0	0	0	0	0	1	0	.000	1	1	0	0	.667	0	0	0-0	2	2	3	.571
Totals		.290	16-16	521	101	151	20	2	19	94	232	.445	68	12	109	5	.381	5	6	12-17	402	126	27	.951
Opponents		.261	16-16	522	97	136	25	2	17	84	216	.414	87	15	157	7	.377	8	2	16-23	387	147	18	.967

LOB: Team (120), Opp (134) DPs Turned: Team (8), Opp (7) IBB: Team (0), Opp (1) Picked Off: Myro (2), Gallegos (1), Myro IV (1), Rodriguez (1)

All games Sorted by Earned Run Avg

#	Player	ERA	W-L	APP	GS	CG	SHO	SV	IP	H	R	ER	BB	SO	2B	3B	HR	B/AVG	WP	HP	BK	SFA	SHA
33	Taylor, Michael	1.80	0-0	4	0	0	0	0-0	5.0	4	1	1	3	8	2	0	0	.211	2	1	0	0	0
49	Overbay, Alex	1.86	2-0	6	0	0	0	0-0	1.2	7	3	2	7	17	1	1	0	.206	2	0	2	1	0
31	Marquart, Will	2.31	3-0	7	0	0	0	0-0	11.2	9	3	3	6	10	1	0	2	.220	0	1	0	0	1
30	Lueck, Reese	2.93	1-0	5	3	0	0	0-0	15.1	14	12	5	9	13	4	0	1	.230	0	1	0	0	0
16	Lane, Carson	3.00	1-1	4	4	0	0	0-0	18.0	15	8	6	13	24	1	0	2	.227	0	4	0	0	1
40	Albright, Cody	3.00	0-0	4	0	0	0	0-0	9.0	7	3	3	6	9	2	0	2	.212	3	1	0	0	0
2	Mercurius, LJ	4.30	1-1	4	3	1	1	0-0	14.2	15	10	7	8	21	4	0	2	.246	0	0	0	1	0
35	Fowler, Ross	4.50	0-0	2	0	0	0	0-0	2.0	3	1	1	2	3	1	0	0	.333	2	0	0	0	0
27	Navarrete, Alex	6.48	0-0	4	1	0	0	0-0	8.1	9	9	6	4	9	1	0	2	.281	2	0	0	2	0
32	Rogers, Dylan	6.75	0-0	4	0	0	0	0-0	4.0	5	6	3	4	3	0	0	0	.294	0	1	1	1	0
25	Vasilou, Evan	6.92	1-1	4	2	0	0	0-0	13.0	16	11	10	6	15	3	0	3	.302	2	1	0	1	0
26	Simon, Sam	7.27	1-1	3	3	0	0	0-0	8.2	9	8	7	6	7	1	0	2	.300	0	1	0	1	0
41	Dillow, Mason	9.00	1-1	6	0	0	0	0-0	10.0	13	10	10	5	13	2	1	1	.310	2	2	0	0	0
51	Sundloff, Colton	10.80	0-0	3	0	0	0	0-0	1.2	3	3	2	5	3	0	0	0	.375	2	0	0	0	0
19	Byers, Caden	21.00	0-0	3	0	0	0	0-0	3.0	7	9	7	3	2	2	0	0	.438	0	2	0	1	0
Totals		4.90	11-5	63	16	1	1	2	134.0	136	97	73	87	157	25	2	17	.261	17	15	3	8	2
Opponents		6.44	5-11	70	16	0	3	1	129.3	151	101	93	68	109	20	2	19	.290	21	12	1	5	6

UNM ALL-TIME VS. UNLV

Series Record: 91-103

Home: 45-29; Away: 44-74; Neutral: 2-1

(GAME-BY-GAME SINCE 2000)

4/1/10	Las Vegas, Nev.	L, 5-7
4/2/10	Las Vegas, Nev.	W, 7-3
4/3/10	Las Vegas, Nev.	W, 6-2
5/26/10	San Diego, Calif.	L, 5-6
5/28/10	San Diego, Calif.	W, 10-3
3/25/11	Albuquerque, N.M.	W, 3-1
3/26/11	Albuquerque, N.M.	W, 7-6
3/27/11	Albuquerque, N.M.	W, 9-7
4/29/11	Las Vegas, Nev.	L, 0-8
4/30/11	Las Vegas, Nev.	L, 1-4
5/1/11	Las Vegas, Nev.	L, 4-8
4/27/12	Albuquerque, N.M.	W, 11-4
4/28/12	Albuquerque, N.M.	W, 16-5
4/29/12	Albuquerque, N.M.	W, 9-1
5/11/12	Las Vegas, Nev.	L, 4-7
5/12/12	Las Vegas, Nev.	W, 10-7
5/13/12	Las Vegas, Nev.	W, 11-7
5/24/12	Las Vegas, Nev. (MW Tourn.)	W, 13-0
3/15/13	Las Vegas, Nev.	W, 3-2
3/16/13	Las Vegas, Nev.	L, 7-8
3/17/13	Las Vegas, Nev.	W, 12-7
4/26/13	Albuquerque, N.M.	W, 9-0
4/27/13	Albuquerque, N.M.	W, 5-3
4/28/13	Albuquerque, N.M.	W, 14-13 (10)
5/24/13	Fresno, Calif. (MW Tourn.)	W, 7-1
3/7/14	Albuquerque, N.M.	L, 2-8
3/8/14	Albuquerque, N.M.	L, 2-3
3/9/14	Albuquerque, N.M.	W, 5-4 (12)
4/25/14	Las Vegas, Nev.	L, 2-11
4/26/14	Las Vegas, Nev.	L, 6-14
4/27/14	Las Vegas, Nev.	L, 2-14
4/17/15	Las Vegas, Nev.	W, 9-0
4/18/15	Las Vegas, Nev.	W, 10-8
4/19/15	Las Vegas, Nev.	L, 2-3
4/1/16	Albuquerque, N.M.	W, 15-3
4/2/16	Albuquerque, N.M.	W, 10-5
4/3/16	Albuquerque, N.M.	L, 5-6
5/6/16	Las Vegas, Nev.	L, 6-11
5/7/16	Las Vegas, Nev.	W, 6-2
5/8/16	Las Vegas, Nev.	L, 4-10
3/24/17	Las Vegas, Nev.	W, 29-8
3/25/17	Las Vegas, Nev.	W, 4-2
3/26/17	Las Vegas, Nev.	W, 7-3
4/21/17	Albuquerque, N.M.	W, 13-4
4/22/17	Albuquerque, N.M.	W, 13-4
4/23/17	Albuquerque, N.M.	W, 11-9
4/20/18	Albuquerque, N.M.	W, 8-5
4/21/18	Albuquerque, N.M.	W, 11-2
4/22/18	Albuquerque, N.M.	L, 3-8
3/29/19	Las Vegas, Nev.	W, 3-2
3/30/19	Las Vegas, Nev.	L, 0-8
3/31/19	Las Vegas, Nev.	W, 7-4
5/11/19	Albuquerque, N.M.	L, 2-4
5/11/19	Albuquerque, N.M.	L, 8-18
5/12/19	Albuquerque, N.M.	W, 3-2
3/6/21	Las Vegas, Nev.	L, 7-24
3/6/21	Las Vegas, Nev.	L, 5-8
3/7/21	Las Vegas, Nev.	L, 0-1 (11)
4/1/22	Albuquerque, N.M.	L, 3-18
4/2/22	Albuquerque, N.M.	L, 4-12
4/3/22	Albuquerque, N.M.	L, 6-27
4/22/22	Las Vegas, Nev.	L, 2-15
4/23/22	Las Vegas, Nev.	W, 7-4
4/24/22	Las Vegas, Nev.	L, 11-13
5/5/23	Las Vegas, Nev.	W, 13-5
5/6/23	Las Vegas, Nev.	L, 5-7
5/7/23	Las Vegas, Nev.	L, 3-8
3/9/24	Albuquerque, N.M.	W, 7-6
3/9/24	Albuquerque, N.M.	W, 31-15
3/10/24	Albuquerque, N.M.	W, 6-5
5/3/24	Las Vegas, Nev.	W, 15-8
5/4/24	Las Vegas, Nev.	L, 8-13
5/5/24	Las Vegas, Nev.	W, 14-2 (7)