



NEW MEXICO BASEBALL

2025 SCHEDULE

OVERALL: 12-11 (4-2 MW)

H: 9-3 | A: 1-6 | N: 2-1

DATE	OPPONENT	TIME (MT)
2/14	vs. Austin Peay [^]	W, 9-6
2/15	vs. UC Irvine [^]	L, 4-18
2/16	vs. Seton Hall [^]	W, 5-3
2/18	Arizona	L, 0-10 (7)
2/21	N. Colorado	L, 15-16
2/22	N. Colorado	L, 11-15
2/22	N. Colorado	W, 13-4
2/23	N. Colorado	W, 12-7
2/25	New Mexico State	W, 7-0
2/28	Rhode Island	L, 13-14
3/1	Rhode Island	W, 15-14
3/2	Rhode Island (DH)	12 p.m.
3/7	Tarleton	L, 4-10
3/8	Tarleton DH	L, 0-4 (7)
3/8	Tarleton DH	L, 6-9
3/9	Tarleton	L, 3-4
3/14	UNLV*	W, 12-6
3/15	UNLV*	W, 13-3 (8)
3/16	UNLV*	W, 11-8
3/21	Nevada*	W, 6-4 (12)
3/22	Nevada*	L, 4-20 (7)
3/23	Nevada*	L, 5-7
3/25	Grand Canyon	6 p.m.
3/28	Air Force*	6 p.m.
3/29	Air Force*	2 p.m.
3/30	Air Force*	12 p.m.
4/1	New Mexico State	6 p.m.
4/4	Fresno State*	7 p.m.
4/5	Fresno State*	4 p.m.
4/6	Fresno State*	2 p.m.
4/8	Texas Tech	2 p.m.
4/11	Washington St.*	6 p.m.
4/12	Washington St.*	2 p.m.
4/13	Washington St.*	12 p.m.
4/15	New Mexico State	6 p.m.
4/17	UNLV*	TBA
4/18	UNLV*	TBA
4/19	UNLV*	TBA
4/22	New Mexico State	6 p.m.
4/25	San Jose State*	6 p.m.
4/26	San Jose State*	2 p.m.
4/27	San Jose State*	12 p.m.
5/2	San Diego State*	7 p.m.
5/3	San Diego State*	5 p.m.
5/4	San Diego State*	1 p.m.
5/7	Texas Tech	TBA
5/9	Air Force*	1 p.m.
5/10	Air Force*	1 p.m.
5/11	Air Force*	12 p.m.
5/15	Fresno State*	6 p.m.
5/16	Fresno State*	2 p.m.
5/17	Fresno State*	12 p.m.
5/21-25	MW Tournament	—

[^] - MLB Desert Invitational - first two games hosted at Sloan Park (Mesa, AZ), with the third at Salt River Fields (Scottsdale, AZ).

* - Mountain West Conference Game
Home Games in **Bold**

GAME 24



NEW MEXICO LOBOS (12-11, 4-2 MW) RPI: 146

Head Coach: Tod Brown, 4th season (87-95 UNM) [428-445 overall]

2024 Home: 18-10 | Away: 7-10 | Neutral: 2-4 | 2024 Final RPI: #202

UNM All-Time Series vs. GCU: 24-16 | H: 11-5 | A: 11-10 | N: 1-0

VS GRAND CANYON (14-9, 2-1 WAC) RPI: 52

MAR. 25 | ALBUQUERQUE, N.M. | SANTA ANA STAR FIELD

Head Coach: Gregg Wallis, 3rd season (87-55)

2024 Record: 36-25

LEADING OFF...

New Mexico Baseball returns home for four games at Santa Ana Star Field this week, starting with a midweek nonconference matchup with Grand Canyon on Tuesday (6 p.m.) before the Lobos (12-11, 4-2 MW) host Air Force this weekend to continue conference play. Sitting at 4-2 in conference play after dropping the weekend series on the road at Nevada last weekend (6-4 [12], 4-20 [7], 5-7), the Lobos remain one of the nation's most productive offenses heading into this week — they rank No. 10 in the nation in team Batting Average (0.327), No. 11 in slugging (.551), No. 7 in doubles per game (2.61) and tied for No. 14 in triples per game (0.43) while cracking the Top 50 in the nation in on-base percentage (52nd, .418), scoring per nine innings (64th, 8.1) and homers per game (46th, 1.43). They'll get things started on Tuesday with a matchup with the 'Lopes (14-9, 2-1 WAC) — which qualified for an NCAA Regional in 2024 and just won their 16th WAC weekend series in a row last weekend over Abilene Christian — before welcoming an Air Force squad on a three-game skid after getting swept by San Jose State on the road last weekend. All of four of this week's home games will be broadcast free via the MW Network, with live stats, streaming options and more available via GoLobos.com/BSBGameDay. Follow @UNMLoboBaseball on IG, X and Facebook for comprehensive coverage, promotional updates, behind-the-scenes content and more. All of this weekend's series will be broadcast free via the MW Network, with live stats, streaming options and more available via GoLobos.com/BSBGameDay. Follow @UNMLoboBaseball on IG, X and Facebook for comprehensive coverage, promotional updates, behind-the-scenes content and more.

ALL-TIME SERIES

UNM leads the all-time series with GCU 24-16, with an 11-5 record in matchups at home and an 11-10 record on the road (1-0 neutral). However, the 'Lopes have taken four of the last five meetings, with the two teams most recently playing in 2023.

UNM NCAA D-I STATISTICAL RANKS (3/24)

Stat	Rank	Value
Batting Average	10	0.327
HR Per Game	46	1.43
2B Per Game	7	2.61
3B Per Game	T-14	0.43
Slugging %	11	0.551
On Base %	52	0.418
Scoring	64	8.1
DP Per Game	T-64	0.78
K-to-BB Ratio	116	1.92
Fielding %	85	0.973

LAST TIME OUT (at Nevada, 3/21-23)

New Mexico dropped two of three to suffer its first Mountain West series loss of the year at Nevada last weekend, hitting .292 as a team while scoring 15 runs on 33 hits. UNM outlasted the Wolf Pack in Friday's 12-inning weekend opener (6-4) thanks to some shutdown pitching from Daxton Purser, Ty Cunningham and Diego Alvarez, but was walloped in Game Two 20-4 and downed late in Game Three (7-5).

The Lobos slugged seven doubles, one triple, and five home runs, posting a .504 slugging percentage and .367 on-base percentage. Defensively, UNM recorded a .991 fielding percentage, committing just one error in three games.

- *Khalil Walker (.600, 6-for-10, 3 R, 3B, RBI, .800 SLG, .692 OBP) led the team in batting average and on-base percentage, recording six hits and a triple.*
- *Brodey Williams (.556, 5-for-9, 2 2B, 7 TB, .778 SLG) provided extra-base power with two doubles on Saturday while hitting over .500 in two starts.*
- *Andrew Neil (.400, 4-for-10, 1 HR, 3 RBI, .800 SLG) kept his hot streak going in a pair of starts in left, delivering a clutch home run and tying for the team lead in RBIs.*
- *Ethan Ott (.364, 4-for-11, 1 HR, 1 2B, 1 RBI, .727 SLG) added another home run — his fourth of the year — while anchoring the Lobos' lineup with a pair of hits on both Friday and Saturday.*
- *Josh McAlister (.333, 4-for-12, 1 HR, 1*

UNIVERSITY OF NEW MEXICO

Location	Albuquerque, N.M.
Founded	1889
Enrollment	8,800
Nickname	Lobos
Colors	Cherry and Silver
Affiliation	NCAA Division I
Conference	Mountain West
President	Garnett Stokes
Dir. of Athletics	Fernando Lovo
Faculty Rep.	Karen Gaudreault
Athletics Phone	(505) 925-5521
Ticket Ops.	(505) 925-5627

BASEBALL STADIUM

Home Field	Santa Ana Star Field
Capacity	1,000
Dimensions	338 (LF); 408 (LC); 420 (CF); 408 (RC) 338 (RF)

LOBO BASEBALL HISTORY


First Season	1899
Overall Record	1973-1825-18 (.519)
Overall MW Record	355-275-1 (.564)
Years in NCAA Postseason	6 (1962, 2010, '11, '12, '13, '16)
Conference Titles	7 (1962, 2000, '11, '12, '13, '14, '17)
Conference Tournament Titles	3 (2011, '12, '16)

COACHING STAFF

Head Coach	Tod Brown
Years at UNM	4th season
Record at UNM	87-95 (4 yr.)
Overall Record	428-445 (18 yrs.)
Asst. Coach / Pitching	Michael Lopez
Years at UNM	4th season
Asst. Coach / Recruiting	Matt Risdon
Years at UNM	3rd season
Asst. Coach (Hitting)	Justin Mitchell
Years at UNM	2nd season
Dir. of Ops / Player Development	Tyler McPeak
Years at UNM	1st season
Athletic Trainer	Robert Rimorin

2024 REVIEW

Overall Record	28-26
MWC Record (Finish)	17-13 (2nd)
Home Record	18-10
Away Record	8-12
Neutral Record	2-4
Starters Returning/Lost	7/7
Pitchers Returning/Lost	10/8
Letterwinners Returning/Lost	23/15
Newcomers	17



Last time at Santa Ana Star Field (March 16), the Lobos walked off UNLV with a three-run homer in the bottom of the ninth from Andrew Neil to complete the weekend sweep.

RBI, .583 SLG) consistently reached base and contributed a home run. Jordy Oriach (.200, 2-for-10, 1 2B, 2 RBI) – Provided timely hits in two games, driving in two runs with his RBI double on Sunday.

On the mound, the Lobos kept things in reach on Friday and Sunday but the Wolf Pack's 20-run effort on Saturday ballooned their team ERA on the weekend to a 10.73.

- *Daxton Purser (6.0 IP, 2 H, 0 R, 3 BB, 11 K, .100 BAA) dominated in his start, striking out a career-high 11 batters in six shutout innings.*

Ty Cunningham (3.1 IP, 1 H, 0 R, 1 BB, 2 K, .091 BAA) delivered a strong relief outing to keep the Lobos in contention in their 12-inning slugfest on Friday.

Diego Alvarez (4.1 IP, 2 H, 3 ER, 3 BB, 5 K) made two appearances in relief, earning the team's only save of the series.

Dayne Pengelly (4.1 IP, 6 H, 4 ER, 6 BB, 6 K) battled through a tough start while striking out six on Sunday, exiting with the game tied.

LONG BALL LOBOS

Through 23 games this season, 11 different players have combined for 33 home runs, exiting the ballpark five times last weekend in Reno. Jordy Oriach and Josh McAlister lead the way with seven homers each, with Ethan Ott (4), Will Asby (3), Caleb Herd (3) and Andrew Neil (3) all going yard this weekend. McAlister has already exceeded his homer total from the 2024 season (31 games played).

2024 REVIEW / 2025 PREVIEW

The Lobos improved their overall record for the second year in a row in 2024 en route to their first Mountain West Tournament berth since 2017, going 28-26 and 17-13 in Mountain West play. UNM wrapped up the season ranked among the nation's most productive offensive teams, posting the

seventh-highest team batting average (.319) in the nation while ranking among the Top 50 in team slugging (No. 31, .515), on-base percentage (No. 13, .421), doubles per game (No. 17, 2.24), triples per game (T-No.40, 0.30) and runs per game (No. 25, 8.4). Heading into Head Coach Tod Brown's fourth year at the helm, the Lobos return four of their top six batters by average – including 2024 MW batting and on-base leader Khalil Walker and fellow All-MW outfielder Will Asby – as well as three starting pitchers that saw significant weekend action last season in Dayne Pengelly (11 GS, 50 IP), David Lopez (11 GS, 65.1 IP) and Daxton Purser (7 GS, 35 IP).

This season, with Washington State joining as an affiliate member for baseball, the Mountain West is an eight-team league for the first time since in conference's history. With the addition of the Cougars, the conference tournament will expand to six teams for the first time since 2016, when UNM last won the tournament to secure an automatic bid to the NCAA Tournament. This year's MW Baseball Championship will also be the first hosted at a neutral-site, set for May 21-25 in Mesa, Ariz.

EARLY RETURNS

Walker & Asby Named Preseason All-MW; Lobo Baseball Tabbed Fourth in Coaches' Poll:

- Outfielders Khalil Walker and Will Asby were named to the All-Conference Preseason Team and New Mexico was one of three teams tied for fourth in the Mountain West Preseason Coaches' Poll released Monday ahead of the 2025 baseball season.

- Walker and Asby – who both were All-MW selections after their first season at UNM in 2024 – make UNM one of four teams with multiple preseason all-league selections along with Fresno State (four selections), Nevada (three selections) and San Diego State (two selections).

- With six first-place votes for a total of 43 points, 2024 MW Tournament Champions Fresno State are the favorites to win the conference again ahead of Nevada (35

points) in second and Washington State (1 first-place vote, 30 points) in third. With 27 points, the Lobos are tied for fourth alongside UNLV (1 first-place vote) and San Diego State, the third season in a row in which they've improved their preseason rank. Before the 2023 season, UNM was picked to finish seventh and ultimately finished fifth — before the 2024 season, they were voted fifth and closed out the regular season one game out of sharing a regular-season championship with Air Force.

Asby Named to D1Baseball.com's Top 100 Outfielders:

- Senior Will Asby clocked in at No. 91 in the nation on D1Baseball.com's National Outfielders Rankings released last week. In his first season with the Lobos in 2024, Asby entered the outlet's midseason Top 100 Outfielder rankings at No. 94 after not being ranked heading into the season.
- Last season, Asby ranked second in the league in runs scored (59), eighth in slugging (.601) and ninth in total hits (71), breaking the program record for single-season grand slams with four – he needs just one more to match Mark Wulfert's career record of five.

“Keep an Eye On” New Mexico in Mountain West Race:

- D1Baseball.com slated New Mexico as the team to “Keep an eye on” in this year's Mountain West race behind preseason favorite Fresno State, citing improved pitching depth and a host of high-level hitters returning.
- “This year's team has a chance at making [an NCAA Regional] with five returnees who hit .300-plus, two returning weekend starters on the mound and five key pieces in the bullpen also coming back to campus.”

A LOOK AT THE SCHEDULE

- The 53-game schedule, including 30 Mountain West Conference games, opens up at the MLB Desert Invitational in Arizona (Feb. 14-16) and concludes with a conference weekend series at home vs. Fresno State (May 15-17). In that span, the Lobos will face four different teams that reached NCAA Regionals last spring – Arizona, UC Irvine, Grand Canyon and Fresno State – nine times.
- In total, UNM will play 27 games at Santa Ana Star Field in Albuquerque and 26 games on the road throughout the regular season, with 18 games against seven opponents that ranked in the Top 150 in the nation in last season's final RPI rankings.
- Should the Lobos stand among the top six teams in the Mountain West standings upon the conclusion of that weekend, they'll earn a berth to the expanded MWC Baseball Championships May 21-25, hosted this year in Mesa, Ariz. The winner earns the conference's automatic berth into the NCAA Championships.

BROWN'S PROGRAM-BUILDING RESUME

- In his first five seasons as head coach at North Dakota State, Brown's teams improved their winning percentage in each season, going from 15-30 (.333) in his first season in 2008 to 40-20 (.667) in 2012 and finishing each of the next

MOUNTAIN WEST STANDINGS (AS OF 3/25)

School	MW	CPCT.	Overall	PCT.	Streak
San José State	4-2	.667	15-8	.652	W5
New Mexico	4-2	.667	12-11	.522	L2
Washington State	4-2	.667	9-14	.391	W3
Nevada	3-3	.500	14-9	.609	W2
Fresno State	3-3	.500	10-13	.435	W1
UNLV	2-4	.333	13-10	.565	L1
Air Force	2-4	.333	7-16	.304	L3
San Diego State	2-4	.333	6-18	.250	L5

THROUGH THE ORDER (PROJECTED LINEUP)


NO.	PLAYER	YR/POS	BA	SLG	OBP	G/AB	R	H	2B	3B	HR	RBI	BB	SO
4	Tye Wood	SR/OF	.278	.556	.480	18/36	12	10	5	1	1	9	11	9
12	Will Asby	SR/OF	.269	.462	.355	23/93	21	25	9	0	3	9	10	14
10	Jordy Oriach	JR/OF	.398	.795	.491	22/88	25	35	10	2	7	28	14	12
47	Ethan Ott	SR/DH	.333	.613	.411	19/75	19	25	7	1	4	22	8	22
24	Brodey Williams	JR/C	.370	.478	.500	12/46	9	17	5	0	0	3	11	11
14	Akili Carris	JR/INF	.358	.420	.388	19/81	14	29	5	0	0	18	4	17
9	Josh McAlister	SR/INF	.366	.690	.500	22/71	22	26	2	0	7	17	15	24
3	Karsen Waslefsky	JR/INF	.238	.365	.294	18/63	10	15	3	1	1	15	4	11
15	Khalil Walker	SR/OF	.379	.655	.421	23/87	19	33	8	5	2	13	4	7

OTHER KEY HITTERS

2	Cooper Brass	R-FR/INF	.333	.389	.400	17/54	14	18	3	0	0	8	8	7
26	Luke Mansy	SR/INF	.385	.462	.571	12/13	3	5	1	0	0	2	4	1
48	Andrew Neil	SR/UTL	.381	.857	.462	11/21	5	8	1	0	3	8	0	7
29	Caleb Herd	JR/C	.318	.727	.400	7/22	4	7	0	0	3	7	3	8
43	Gene Trujillo	FR/1B	.167	.292	.375	12/24	5	4	0	0	1	2	5	10

Stats are for 2025 season

DEFENSIVE STARTERS BY POSITION



2025 NEW MEXICO LOBOS ROSTER



2 COOPER BRASS
INF | 5-10 | R-FR




3 KARSEN WASLEFSKY
INF | 5-11 | JR



4 TYE WOOD
OF | 5-11 | SR



5 SHANE MILLER
INF | 6-0 | FR



6 BRIAN MCBROOM
RHP | 6-0 | SR



7 TOMMY WHITE
RHP | 6-4 | JR



8 DEREK MONTIJO
INF/OF | 6-0 | FR



9 JOSH MCALESTER
INF | 6-2 | SR



10 JORDY ORIACH
OF | 6-5 | JR




11 AUSTIN MUNGUIA
C | 5-10 | JR



12 WILL ASBY
OF | 5-11 | SR



13 MATT ROMERO
LHP | 6-0 | SR



14 AKILI CARRIS
INF | 6-2 | JR



15 KHALIL WALKER
OF | 5-10 | SR




16 GRANT ORIGER
RHP | 6-2 | FR



17 CRISTIAN MOGEN
RHP/INF | 6-0 | FR



18 BECK SULLIVAN
RHP | 5-11 | FR



19 JUSTIN STILL
LHP | 6-3 | SR



20 LUKE BANISTER
C | 5-10 | JR



22 BEN BAKER-LIVINGSTON
RHP | 6-2 | R-JR



23 TY CUNNINGHAM
RHP | 6-3 | JR



24 BRODEY WILLIAMS
C | 6-0 | JR



25 LUKE WISEMAN
RHP | 6-0 | R-JR



26 LUKE MANSY
INF/OF | 5-10 | JR




27 DAVID LOPEZ
RHP | 6-2 | SR



28 CHARLES LAVIGNE
RHP | 6-5 | FR



29 CALEB HERD
C | 5-9 | JR



31 DAYNE PENGELLY
RHP | 6-2 | SR



32 SYDNEY WARD
OF | 6-0 | JR



33 DAXTON PURSER
LHP | 6-2 | SR



34 JOSH BARNHOUSE
RHP | 6-5 | SR



35 PRESLEY MONTEFORTE
LHP | 6-0 | JR



36 ELIAS FIDDLER
UTL | 6-0 | JR



38 BLAKE LEHMBECK
RHP | 6-1 | SO



39 RYAN CASTILLO
RHP | 6-5 | SO



42 BLAKE BELL
RHP | 6-4 | FR



43 GENE TRUJILLO
1B/OF | 6-6 | SO



47 ETHAN OTT
1B/OF | 6-2 | SR



48 ANDREW NEIL
INF/UTL | 6-0 | SR



49 JACK MESSMORE
RHP/UTL | 6-1 | JR



TOD BROWN
HEAD COACH



MICHAEL LOPEZ
PITCHING COACH



MATT RISDON
ASSISTANT COACH



JUSTIN MITCHELL
ASSISTANT COACH



TYLER MCPEAK
DIR. OF OPS/DEVELOPMENT

BY POSITION

FIRST BASE (2): Ott, Trujillo
INFIELD (5): Brass, Carris, Mansy, McAlister, Miller, Neil
OUTFIELD (5): Asby, Walker, Ward, Oriach, Wood
CATCHER (3): Banister, Herd, Williams
RHP (18): Alvarez, Baker-Livingston, Barnhouse, Bell, Castillo, Mogen, Lopez, Lehmbeck, Origer, Pengelly, Cunningham, Wiseman, White, Sullivan, Messmore, Lavigne, McBroom
LHP (7): Cornelius, Romero, Still, Monteforte, Purser, Barnhouse
UTL (1): Fiddler

BY CLASS

FRESHMEN (6): Miller, Origer, Sullivan, Lavigne, Bell, Mogen
SOPHOMORES (3): Castillo, Trujillo, Lehmbeck
JUNIORS (17): Alvarez, Waslefsky, Cunningham, White, Oriach, Monteforte, Wiseman, Williams, Mansy, Herd, Ward, Messmore, Walker, Fiddler
SENIORS (14): Romero, Still, Pengelly, Cornelius, Neil, Lopez, Asby, Ott, Banister, Carris, McAlister, McBroom, Wood, Barnhouse

BREAKDOWN

POSITION PLAYERS	
Returners.....	23
Newcomers	17
Starters Returning	5
Starters Lost	4
Lettermen Returning	8
Lettermen Lost	8
PITCHERS	
Pitchers Returning	11
Pitchers Lost	5
Weekend Starters Returning.....	2/3
Returners w/ 1+ GS in '24	7
Returners w/5+ App. in '24.....	7
Returners w/1+ App. in '24.....	10

PRESEASON MWC COACHES' POLL		
2025 Predicted Order of Finish		
RANK	SCHOOL (1st Place Votes)	POINTS
1.	Fresno State (6)	43
2.	Nevada	35
3.	Washington State (1)	30
4.	UNLV (1)	27
4.	New Mexico	27
4.	San Diego State	27
7.	Air Force	19
8.	San José State	16

PRESEASON ALL-MOUNTAIN WEST			
Name	Yr.	Pos.	Institution
Chase Spencer	Sr.	OF/P	Air Force
Jack Anker	Jr.	P	Fresno State
Victor Arreola	Jr.	P	Fresno State
Murf Gray	Jr.	INF	Fresno State
Eddie Saldivar	Sr.	INF	Fresno State
Michael Ball	Sr.	INF	Nevada
Taylor Holder	Sr.	OF	Nevada
Ethan O'Neal	Sr.	P	Nevada
Will Asby	Gr.	OF	New Mexico
Khalil Walker	Jr.	OF	New Mexico
Finley Bates	So.	INF	San Diego State
Omar Serrano	Sr.	P	San Diego State

NEW MEXICO LOBOS ROSTER

NO.	NAME	POS.	HT.	WT.	B/T	YR.	HOMETOWN
2	Cooper Brass	INF	5-10	170	R/R	R-FR	Chandler, AZ
3	Karsen Waslefsky	INF	6-0	175	R/R	JR	Gilbert, AZ
4	Tye Wood	OF	5-11	185	S/L	SR	Gardner, KS
5	Shane Miller	INF	6-1	190	L/R	FR	Gilbert, AZ
6	Brian McBroom	RHP	6-0	180	R/R	SR	Oakley, CA
7	Tommy White	RHP	6-4	210	R/R	JR	Albuquerque, NM
8	Diego Alvarez	RHP	5-10	185	R/R	JR	Sahuarita, AZ
9	Josh McAlister	INF	6-2	185	R/R	SR	Homewood, IL
10	Jordy Oriach	OF	6-5	225	L/L	JR	Haverhill, MA
11	Matt Cornelius	LHP	6-0	185	L/L	SR	Zuni, NM
12	Will Asby	OF	5-11	200	L/R	SR	Sacramento, CA
13	Matt Romero	LHP	6-0	195	L/L	SR	Albuquerque, NM
14	Akili Carris	INF	6-2	185	R/R	JR	Albuquerque, NM
15	Khalil Walker	OF	5-10	170	L/L	SR	Mansfield, TX
16	Grant Origer	RHP	6-3	225	R/R	FR	Parker, TX
17	Cristian Mogen	RHP	6-0	180	R/R	R-FR	Peoria, AZ
18	Beck Sullivan	RHP	5-11	180	R/R	FR	Waxahachie, TX
19	Justin Still	LHP	6-3	215	L/L	SR	Chandler, AZ
20	Luke Banister	C	5-10	200	R/R	SR	Round Rock, TX
22	Ben Baker-Livingston	RHP	6-2	185	R/R	SR	Richardson, TX
23	Ty Cunningham	RHP	6-3	215	R/R	JR	Iowa Park, TX
24	Brodey Williams	C	6-0	210	L/R	JR	Houston, TX
25	Luke Wiseman	RHP	6-0	215	R/R	R-JR	Wylie, TX
26	Luke Mansy	INF/OF	5-10	180	L/R	R-JR	San Diego, CA
27	David Lopez	RHP	6-1	220	R/R	SR	Mission, TX
28	Charles Lavigne	RHP	6-5	200	L/R	FR	Blainville, Quebec
29	Caleb Herd	C	5-9	185	R/R	JR	Vail, AZ
31	Dayne Pengelly	RHP	6-2	195	L/R	SR	Rio Rancho, NM
32	Sydney Ward	OF	6-0	240	R/R	JR	Albuquerque, NM
33	Daxton Purser	LHP	6-1	225	L/L	SR	Providence, UT
34	Josh Barnhouse	RHP	6-6	240	R/R	SR	Prosper, TX
35	Presley Monteforte	LHP	6-0	190	R/L	JR	Centennial, CO
36	Elias Fiddler	UTL	6-0	175	R/R	JR	Durango, CO
38	Blake Lehmbeck	RHP	6-1	195	R/R	SO	Tucson, AZ
39	Ryan Castillo	RHP	6-2	180	R/R	SO	Los Lunas, NM
42	Blake Bell	RHP	6-4	215	R/R	FR	Phoenix, AZ
43	Gene Trujillo	1B	6-5	230	L/R	SO	Albuquerque, NM
47	Ethan Ott	1B/OF	6-2	215	R/R	SR	Chesapeake, VA
48	Andrew Neil	RHP/IF	5-11	185	L/R	SR	Oakley, CA
49	Jack Messmore	RHP	6-1	215	L/R	JR	Niceville, FL

COACHING STAFF
Tod Brown - Head Coach, 4th season
Michael Lopez - Assistant Coach, 4th season
Matt Risdon - Assistant Coach, 3rd season
Justin Mitchell - Assistant Coach, 2nd season
Tyler McPeak - Dir. of Ops & Player Development, 1st season

NEW MEXICO STATS

Player	avg	gp-gs	ab	r	h	2b	3b	hr	rbi	tb	slg%	bb	hp	so	gdp	ob%	sf	sh	sb-att	po	a	e	fld%
10 ORiach, Jordy	.398	22-22	88	25	35	10	2	7	28	70	.795	14	3	12	1	.491	1	0	1-2	17	0	0	1.000
15 WALKER, Khalil	.379	23-23	87	19	33	8	5	2	13	57	.655	4	3	7	0	.421	1	2	2-3	47	0	1	.979
24 WILLIAMS, Brodey	.370	12-12	46	9	17	5	0	0	3	22	.478	11	1	11	2	.500	0	0	0-1	99	14	0	1.000
9 MCALISTER, Josh	.366	22-21	71	22	26	2	0	7	17	49	.690	15	4	24	0	.500	0	1	6-7	29	63	7	.927
14 CARRIS, Akili	.358	19-19	81	14	29	5	0	0	18	34	.420	4	0	17	1	.388	0	0	1-3	12	21	3	.917
47 OTT, Ethan	.333	19-19	75	19	25	7	1	4	22	46	.613	8	4	22	2	.411	3	0	0-0	158	9	0	1.000
2 BRASS, Cooper	.333	17-14	54	14	18	3	0	0	8	21	.389	8	0	7	2	.400	3	2	3-4	18	33	1	.981
12 ASBY, Will	.269	23-23	93	21	25	9	0	3	9	43	.462	10	3	14	2	.355	1	2	1-1	38	0	0	1.000
3 WASLEFSKY, Karsen	.238	18-17	63	10	15	3	1	1	15	23	.365	4	1	11	0	.294	0	1	2-4	19	48	4	.944
26 MANSY, Luke	.385	12-2	13	3	5	1	0	0	2	6	.462	4	3	1	0	.571	1	0	0-0	0	4	0	1.000
48 NEIL, Andrew	.381	11-4	21	5	8	1	0	3	8	18	.857	0	4	7	0	.462	1	0	0-0	3	1	1	.800
29 HERD, Caleb	.318	7-7	22	4	7	0	0	3	7	16	.727	3	0	8	0	.400	0	0	0-0	48	6	2	.964
4 WOOD, Tye	.278	18-11	36	12	10	5	1	1	9	20	.556	11	3	9	0	.480	0	2	2-2	11	0	0	1.000
20 BANISTER, Luke	.217	6-5	23	3	5	1	0	1	8	9	.391	0	0	6	2	.208	1	0	0-0	31	3	0	1.000
43 TRUJILLO, Gene	.167	12-7	24	5	4	0	0	1	2	7	.292	5	3	10	2	.375	0	0	1-1	38	2	1	.976
5 MILLER, Shane	.000	3-1	4	1	0	0	0	0	3	0	.000	2	0	2	0	.286	1	0	0-0	4	3	0	1.000
Totals	.327	23	801	186	262	60	10	33	172	441	.551	103	32	168	14	.418	13	10	19-28	584	235	22	.974
Opponents	.319	23	812	195	259	67	21	24	179	440	.542	95	30	182	15	.403	17	2	21-32	576	211	18	.978

LOB - Team (197), Opp (177). DPs turned - Team (18), Opp (17). IBB - Team (1), ORiach, J. 1.

(All games Sorted by Earned run avg)

Player	era	w-l	app	gs	cg	sho	sv	ip	h	r	er	bb	so	2b	3b	hr	b/avg	wp	hp	bk	sfa	sha
34 BARNHOUSE, Josh	3.80	2-0	13	0	0	0/1	4	23.2	23	10	10	3	17	7	4	1	.258	0	0	0	2	0
39 CASTILLO, Ryan	6.11	3-2	6	6	1	0/0	0	28.0	37	22	19	9	28	11	1	2	.319	3	2	0	1	0
33 PURSER, Daxton	6.46	1-2	8	2	0	0/1	1	23.2	22	17	17	10	38	7	1	4	.242	4	1	0	2	0
31 PENGELLY, Dayne	7.18	1-0	7	7	0	0/1	0	26.1	35	24	21	18	23	8	1	1	.318	1	5	0	2	0
8 ALVAREZ, Diego	9.69	1-3	8	4	0	0/0	1	26.0	36	28	28	8	20	6	5	5	.321	0	4	0	2	0

23 CUNNINGHAM, Ty	2.45	1-1	8	0	0	0/1	4	14.2	8	4	4	10	12	3	0	0	.157	0	1	0	0	1
7 WHITE, Tommy	5.62	1-0	5	0	0	0/0	0	8.0	12	6	5	4	7	2	1	2	.353	0	0	0	0	0
27 LOPEZ, David	9.37	1-2	4	4	0	0/0	0	16.1	20	19	17	9	14	3	3	3	.294	5	5	0	1	0
25 WISEMAN, Luke	9.53	1-0	7	0	0	0/0	0	5.2	13	7	6	3	8	3	1	0	.433	0	1	0	0	0
13 ROMERO, Matt	13.50	0-0	3	0	0	0/0	0	1.1	2	2	2	2	0	0	0	0	.333	1	2	0	0	0
11 CORNELIUS, Matt	17.18	0-0	5	0	0	0/0	0	7.1	14	14	14	6	8	6	0	2	.438	2	3	0	1	1
38 LEHMBECK, Blake	18.00	0-0	1	0	0	0/0	0	1.0	1	2	2	0	0	1	0	0	.333	0	1	0	1	0
6 MCBROOM, Brian	18.00	0-0	1	0	0	0/0	0	1.0	2	2	2	0	0	1	0	0	.500	0	1	0	1	0
49 MESSMORE, Jack	18.62	0-1	6	0	0	0/1	0	9.2	21	22	20	7	5	5	4	1	.447	2	1	1	4	0
42 BELL, Blake	54.00	0-0	2	0	0	0/0	0	0.2	3	4	4	3	0	0	0	2	.600	0	0	0	0	0
35 MONTEFORTE, Presley	54.00	0-0	1	0	0	0/0	0	0.1	3	2	2	0	1	1	0	0	.750	0	2	0	0	0
17 MOGEN, Cristian	67.50	0-0	1	0	0	0/0	0	0.2	4	5	5	0	1	2	0	1	.667	0	1	0	0	0
19 STILL, Justin	99.00	0-0	2	0	0	0/0	0	0.1	3	5	5	3	0	1	0	0	.750	0	0	0	0	0
Totals	8.46	12-11	23	23	1	1/1	6	194.2	259	195	183	95	182	67	21	24	.319	18	30	1	17	2
Opponents	7.97	11-12	23	23	0	2/2	2	192.0	262	186	170	103	168	60	10	33	.327	22	32	2	13	10

GRAND CANYON ROSTER

NO.	NAME	POS.	HT.	WT.	B/T	YR.	HOMETOWN / PREV. SCHOOL
1	Josh Wakefield	OF/LHP	L/L	6-1	180	Jr.	Peoria, Ariz. / Mountain Ridge / Iowa Western CC
4	Scuba Smolinski	INF	L/R	6-0	180	Fr.	Fruita, Colo. / Fruita Monument
5	Austin Matranga	INF	L/R	5-7	150	So.	Surprise, Ariz. / Shadow Ridge
6	Carson Ohland	OF	S/R	5-11	185	So.	Maple Valley, Wash. / Tahoma / Washington
7	Eddy Pelc	OF	L/L	5-11	205	Gr.	Huntington Beach HS / Santa Ana College
8	Jake Sanko	INF	R/R	5-10	180	Fr.	Phoenix, Ariz. / Sandra Day O'Connor
9	Isaac Lyon	RHP	R/R	6-3	200	Jr.	Santa Clara, Utah / Snow Canyon
11	Billy Scaldeferri	INF	R/R	6-0	200	So.	Las Vegas, Nev. / Bishop Gorman
12	Connor Mattison	RHP	R/R	6-2	195	So.	Goodyear, Ariz. / Canyon View
13	Billy Gregory	RHP	R/R	6-3	200	Fr.	Scottsdale, Ariz. / Saguardo
14	Max Charles	UTIL	S/R	6-3	210	Fr.	Phoenix, Ariz. / IMG Academy
15	Barrett Skaugrud	RHP	R/R	6-1	175	Sr.	Peoria, Ariz. / Sandra Day O'Connor / Yavapai
16	Eli Paton	INF	L/R	6-3	205	R-Sr.	La Canada, Calif. / Maranatha / UCLA
18	Ross Clark	RHP	R/R	6-5	200	Fr.	Brea, Calif. / Orange Lutheran
21	Gunnar Penzkover	RHP/OF	R/R	5-11	165	Fr.	Phoenix, Ariz. / Northwest Christian
22	Grant Richardson	LHP	R/L	6-3	220	Jr.	Cave Creek, Ariz. / Horizon
23	Cannon Peery	INF	R/R	6-3	210	So.	Peoria, Ariz. / Mountain Ridge
24	Emilio Barreras	INF	L/R	6-0	190	Jr.	Casa Grande, Ariz. / Vista Grande
26	Jace Smith	RHP	R/R	6-2	225	Jr.	Peoria, Ariz. / Mountain Ridge
27	Zach Yorke	1B	L/R	6-2	295	Jr.	Campbell, Calif. / Mountain Ridge
28	Kade Huff	C	L/R	6-0	205	R-So.	Scottsdale, Ariz. / Horizon / Arizona
29	Cam Cummings	RHP	R/R	6-1	220	Jr.	Fresno, Calif. / Bullard / Kansas / Fresno City College
30	Michael Diaz	OF	L/R	6-2	205	R-Sr.	Phoenix, Ariz. / Brophy Santa Clara / South Mountain CC
31	Elijah Higginbottom	RHP	R/R	6-0	210	Jr.	Summer, Wash. / Summer / Tacoma CC
32	Garrett Ahern	RHP	R/R	6-5	195	So.	Gilbert, Ariz. / Campo Verde
33	Dom Chacon	OF	L/L	6-4	200	Jr.	Scottsdale, Ariz. / Horizon / Arizona State / South Mountain CC
34	Chance Key	LHP	R/L	6-2	240	Jr.	Waverly, Iowa / Waverly-Shell Rock / Des Moines Area CC
35	Zach Hauser	RHP	R/R	6-3	185	Jr.	Battle Ground, Wash. / Battle Ground / Clark College
36	Luke Moeller	C	R/R	6-2	220	Jr.	Scottsdale, Ariz. / Desert Mountain / Arizona / Yavapai
37	Marcus Galvan	C/3B	L/R	5-9	180	So.	Chino, Calif. / Ayala
38	Jace Behnke	RHP	R/R	6-1	195	Jr.	Phoenix, Ariz. / Horizon Chandler Gilbert CC
39	Cayden Collins	RHP	R/R	6-2	200	R-Jr.	Surprise, Ariz. / Mountain Ridge Yavapai / Paradise Valley CC
40	Cael Boever	INF	R/R	6-0	200	R-Jr.	Sioux City, Iowa / Sioux City East / Des Moines Area CC
41	Brody Sexton	C	R/R	5-10	190	Jr.	Chandler, Ariz. / Chandler / Iowa Western CC
42	Troy Sanders	INF	R/R	6-0	170	So.	Tucson, Ariz. / Catalina Foothills
44	Christian Gross	OF	R/R	5-11	185	Fr.	Las Vegas, Nev. / Faith Lutheran
45	Maxwell Andeel	OF	R/R	6-0	190	Sr.	Placentia, Calif. / Orange Lutheran
46	Brock Toney	RHP	R/R	6-0	190	Jr.	Liberty, Mo. / Liberty / Central Missouri
47	Devon Laguinto	RHP	R/R	6-0	170	Fr.	Rohnert Park, Calif. / Rancho Cotate
48	Walter Quinn	RHP	R/R	6-4	215	R-Jr.	Simi Valley, Calif. / Grace Brethren
49	Justin Hanson	LHP	L/L	6-7	225	Jr.	Flagstaff, Ariz. / Flagstaff / Yavapai / Pima CC
52	Dillon Orr	RHP	R/R	6-3	220	R-So.	Surprise, Ariz. / Shadow Ridge / Yavapai
53	Alec Ammerman	RHP	R/R	5-10	180	Fr.	Richland, Wash. / Richland
54	Gray Bailey	LHP	L/L	6-1	180	Sr.	Peoria, Ariz. / Mountain Ridge / UT Arlington / Utah Valley
57	Ben Smith	LHP	L/L	6-7	220	So.	Henderson, Nev. / Basic Academy

COACHING STAFF

Gregg Wallis	Head Coach
Nathan Bannister	Pitching Coach
Nate Causey	Assistant Coach / Recruiting Coordinator
Paul Panaccione	Assistant Coach
Channy Ortiz	Assistant Coach

GRAND CANYON STATISTICS

#	Player	AVG	GP-GS	AB	R	H	2B	3B	HR	BI	TB	SLG%	BB	HBP	SO	GDP	OB%	SF	SH	SB-ATT	PO	A	E	FLD%
27	Yorke, Zach	.342	21-21	73	14	25	4	0	3	14	38	.521	20	1	10	2	.484	1	0	0-0	174	6	1	.994
16	Paton, Eli	.279	22-22	86	14	24	6	1	4	17	44	.512	5	4	19	2	.347	0	0	3-4	17	26	7	.860
37	Galvan, Marcus	.263	19-18	57	8	15	1	0	0	5	16	.281	8	2	15	3	.373	0	1	0-0	137	16	3	.981
42	Sanders, Troy	.260	21-21	77	14	20	2	1	0	5	24	.312	3	2	17	5	.305	0	3	3-3	33	60	2	.979
23	Peery, Cannon	.250	18-13	48	7	12	3	0	0	12	15	.313	1	1	19	1	.269	2	2	1-1	11	0	1	.917
30	Diaz, Michael	.224	18-16	58	7	13	2	1	2	12	23	.397	7	1	14	2	.309	2	0	2-2	19	0	0	1.000
7	Pelc, Eddy	.175	22-22	80	19	14	4	0	5	20	33	.413	13	6	23	1	.333	0	0	5-5	60	0	1	.984
1	Wakefield, Josh	.436	15-14	55	11	24	3	0	1	5	30	.545	7	1	9	1	.508	0	0	8-10	18	2	1	.952
24	Barreras, Emilio	.414	15-15	58	15	24	5	0	1	10	32	.552	13	1	3	1	.521	1	0	0-0	12	39	3	.944
40	Boever, Cael	.308	11-6	26	4	8	1	0	0	1	9	.346	5	0	6	1	.419	0	0	0-0	7	1	0	1.000
4	Smolinski, Scuba	.273	5-4	11	3	3	0	0	0	1	3	.273	1	1	2	1	.385	0	1	0-0	4	8	0	1.000
11	Scaldeferri, Billy	.231	9-5	13	3	3	1	0	0	1	4	.308	2	0	4	0	.333	0	1	0-0	9	7	1	.941
6	Ohland, Carson	.222	14-10	36	6	8	0	0	2	4	14	.389	5	0	7	1	.310	1	1	1-1	17	0	1	.944
21	Penzkover, Gunnar	.222	10-6	9	3	2	0	0	0	0	2	.222	0	1	3	0	.300	0	0	1-1	8	0	0	1.000
28	Huff, Kade	.190	13-5	21	1	4	0	0	0	4	4	.190	3	0	8	0	.280	1	0	0-0	8	0	0	1.000
8	Sanko, Jake	.143	11-0	7	2	1	0	0	0	0	1	.143	0	0	4	1	.143	0	0	0-0	1	1	0	1.000
41	Sexton, Brody	.100	5-2	10	0	1	1	0	0	0	2	.200	0	0	3	0	.100	0	0	0-0	19	1	0	1.000
36	Moeller, Luke	.000	1-1	3	0	0	0	0	0	0	0	.000	0	0	0	0	.000	0	0	0-0	8	0	0	1.000
Totals		.276	22-22	728	130	201	33	3	18	111	294	.404	93	21	166	22	.371	8	9	24-27	571	191	29	.963
Opponents		.282	22-22	762	117	215	42	9	10	110	305	.400	65	27	182	10	.355	11	8	31-34	564	211	25	.969

LOB: Team (164), Opp (180) DPs Turned: Team (11), Opp (25) IBB: Team (1), Yorke (1), Opp (0) Picked Off: Peery (1), Wakefield (1)

All games Sorted by Earned Run Avg

#	Player	ERA	W-L	APP	GS	CG	SHO	SV	IP	H	R	ER	BB	SO	2B	3B	HR	B/AVG	WP	HP	BK	SFA	SHA
13	Gregory, Billy	0.66	1-0	5	0	0	0	0	13.2	13	3	1	3	14	1	1	0	.241	1	2	0	0	1
32	Ahern, Garrett	3.13	3-1	6	6	0	0	0	31.2	29	14	11	11	32	1	0	1	.246	2	4	0	0	2
29	Cummings, Cam	3.52	1-0	6	0	0	0	0	7.2	10	3	3	3	10	3	1	0	.313	0	1	0	0	1
21	Penzkover, Gunnar	3.60	0-0	4	3	0	0	0	10.0	14	6	4	2	9	5	0	1	.318	1	2	0	1	0
12	Mattison, Connor	3.68	2-0	6	1	0	0	1	22.0	21	10	9	5	24	3	1	2	.241	2	1	0	0	0
31	Higginbottom, Elijah	4.00	2-0	5	0	0	0	1	18.0	15	8	8	4	16	5	1	1	.221	1	0	0	0	1
15	Skaugrud, Barrett	4.15	1-0	5	0	0	0	0	8.2	12	5	4	3	9	1	1	1	.333	0	1	1	0	0
9	Lyon, Isaac	4.45	1-2	6	6	0	0	1	30.1	37	15	15	10	36	9	1	1	.298	1	6	0	2	1
18	Clark, Ross	5.00	1-0	4	0	0	0	0	9.0	7	6	5	1	5	2	0	1	.219	0	3	1	1	1
48	Quinn, Walter	5.23	1-2	8	0	0	0	0	10.1	11	6	6	3	12	3	1	1	.268	1	1	0	1	0
34	Key, Chance	5.68	0-3	5	5	0	0	0	19.0	24	18	12	9	9	4	1	0	.308	3	3	0	0	1
26	Smith, Jace	5.79	0-0	4	0	0	0	0	4.2	4	4	3	2	1	2	1	1	.250	0	1	0	2	0
1	Wakefield, Josh	13.50	0-0	1	0	0	0	0	0.2	1	1	1	0	0	0	0	0	.333	0	1	1	0	0
47	Laguinto, Devon	13.50	0-0	1	0	0	0	0	0.2	1	1	1	2	1	0	0	0	.333	0	1	0	0	0
57	Smith, Ben	22.50	0-0	2	0	0	0	0	2.0	5	5	5	4	1	1	0	0	.455	1	0	0	1	0
39	Collins, Cayden	31.50	0-1	2	1	0	0	0	2.0	10	9	7	1	3	2	0	0	.714	1	0	0	2	0
54	Bailey, Gray	99.00	0-0	1	0	0	0	0	0.0	1	3	3	2	0	0	0	0	1.000	0	0	0	0	0
Totals		4.63	13-9	71	22	0	1	6	190.1	215	117	98	65	182	42	9	10	.282	14	27	3	11	8
Opponents		5.43	9-13	77	22	1	0	4	188.3	201	130	114	93	166	33	3	18	.276	21	21	1	8	9

CONT. FROM PAGE 3

nine seasons above .400. The Bison reached the Summit League tournament eight times in that span, advancing to NCAA Regionals in 2014 and 2021.

– He's done the same in each of his first three years in Albuquerque, improving from 21-33 (10-20 MW) in 2022 to 26-25 (13-17 MW) in 2023 to 28-26 (17-13 MW) in 2024.

– Brown coached the Bison to 40-win seasons in 2012 and 2021.

– In Brown's second season at UNM, the Lobos improved to 26-25 from 21-33 the year prior, with the highest team batting average since 2013 (.328) and lowest team ERA since 2016 (5.95). They finished 28-26 on the season (28-24 in regular-season games) the following season in 2024.

– In 16 seasons as a D-I Head Coach, Brown has finished the season above .400 13 times and above .500 seven times – the only three seasons in which he's finished below .400 were his first two years in Fargo (2008, 2009) and his first season in Albuquerque (2022).

YOUR 2025 LOBOS ROSTER

– UNM's 2025 roster includes 13 returning players with 17 newcomers – the Lobos return seven position players who appeared in at least 20 games in 2024 while losing seven.

– Of the Lobos' newcomers, five are freshmen and 12 are transfers – nine transfers are from junior colleges and three from four-year institutions.

– 30 players are upperclassmen – 15 seniors and 15 juniors – the most upperclassmen Brown has had on a roster in Albuquerque.