



NEW MEXICO LOBOS

2024-25 MEN'S BASKETBALL

X @ UNMLoboMBB | #GoLobos | GoLobos.com

SCHEDULE/RESULTS

OCTOBER
28 UTEP (ex) W, 74-70

NOVEMBER
4 NICHOLLS W, 91-84
8 vs. #22 UCLA ^ W, 72-64
12 A&M-CORPUS CHRISTI W, 100-81
17 at #22 St. John's # L, 71-85
21 GRAMBLING STATE W, 80-58
24 TEXAS SOUTHERN W, 99-68
28 vs. Arizona State @ L, 82-85
29 vs. USC @ W, 83-73

DECEMBER
4 SAN JOSE STATE * W, 83-77
7 NEW MEXICO STATE L, 83-89 (ot)
14 WESTERN NEW MEXICO W, 122-70
18 VCU W, 78-71
28 at Colorado State * W, 76-68
31 at Fresno State * W, 103-89

JANUARY
3 NEVADA * W, 82-81 (ot)
7 at Wyoming * W, 61-53
11 SAN DIEGO STATE * W, 62-48
14 at San Jose State * L, 70-71
17 BOISE STATE * W, 84-65
20 FRESNO STATE * W, 95-67
25 at UNLV * W, 75-73

FEBRUARY
1 at Utah State * W, 82-63
5 COLORADO STATE * W, 87-65
8 at Air Force * W, 88-53
12 WYOMING * W, 71-67
16 UTAH STATE * W, 82-79
19 at Boise State * L, 78-86
25 at San Diego State * L, 65-73

MARCH
1 AIR FORCE * W, 92-71
4 at Nevada * W, 71-67
7 UNLV * W, 81-67
13 vs. San Jose State % W, 63-52
14 vs. Boise State % CBSN 7:30
15 vs. CSU/USU %! CBS 4:00

All Times MT and subject to change | * Mountain West Game
^ Las Vegas Hoopfest (Henderson, Nev.)
Madison Square Garden
@ Acrisure Classic (Palm Desert, Calif.)
% Mountain West Tournament (Las Vegas, Nev.)
! if advance

COMMUNICATIONS

Steve Kirkland - Men's Basketball Contact

(434) 825-5241 cell
kirkland@unm.edu email
X @skirkland14

GAME #33 | MAR. 14 | THOMAS & MACK CENTER | LAS VEGAS, NV

NEW MEXICO LOBOS VS. BOISE STATE BRONCOS
26-6 (17-3 MW) 23-9 (14-6 MW)

Head Coach: Richard Pitino (Providence '05)
Overall Record: 246-184 (13th)
UNM Record: 87-47 (4th)
vs. BSU: 3-5 (3-5 UNM)



Head Coach: Leon Rice (Washington St. '86)
Overall Record: 313-175 (15th)
BSU Record: 313-175 (15th)
vs. UNM: 13-15

NET: 42 KenPom: 41

NET: 43 KenPom: 44

CBS SPORTS
NETWORK

PBP: Rich Waltz
Analyst: Dan Dickau
Sideline: Evan Washburn

96.3
NEWS
RADIO
KKOB

PBP: Robert Portnoy
Analyst: Hunter Greene

THE OPENING TIP

- The Lobos are the No. 1 seed in the Mountain West Tournament for the third time (2013 - champion, 2010 - semifinals)
- New Mexico won last year's tournament, becoming the first Mountain West team to win the title with four wins in four days
- UNM is 7-2 all-time in MW semis and have won their last five semifinals
- The Lobos look to reach 27 wins for the first time since 2013-14 (27-7)
- UNM has won five straight MWT games, and outscored their opponents in all 10 halves of those games (longest streak in Mountain West history)
- Donovan Dent has a MW-record five straight 20 point/5 assist games

SERIES HISTORY

Overall: 15-13
Neutral: 2-0 (2-0 T&M)
Streak: L1

LAST 5 SERIES GAMES

2/19/25	A	L, 78-86
1/17/25	H	W, 84-65
3/14/24	N ^{MW}	W, 76-66
3/2/24	A	L, 79-89
1/31/24	H	L, 78-86

POSSIBLE STARTERS



2 DONOVAN DENT
G | 6-2 / 185 | Jr. | Riverside, Calif.

20.5 ppg | 2.3 rpg | 6.5 apg | 35.0 mpg | 1.5 spg

- Mountain West Player of the Year
- Career-high 40 points vs. VCU
- Only player nationally averaging 20.0 points and 6.0 assists



3 TRU WASHINGTON
G | 6-2 / 205 | So. | Phoenix, Ariz.

11.3 ppg | 3.9 rpg | 27.7 mpg | 2.1 spg | 2.0 apg


- MW Player of the Week (Feb. 17)
- Scored a career-high 25 points in the win over Utah State (2/16)
- 19-0 this season when he scores 10+



8 FILIP BOROVICANIN
G | 6-9 / 220 | Jr. | Belgrade, Serbia

5.9 ppg | 4.6 rpg | 1.2 apg | 22.1 mpg

- 16 pts and career-high 11 rebs at Wyoming for 1st career double-double
- Scored career-high 18 pts at Boise St
- Five double-figure games in MW play



22 MUSTAPHA AMZIL
F | 6-9 / 215 | Sr. | Helsinki, Finland

11.3 ppg | 5.3 rpg | 28.2 mpg | 1.3 apg

- Career-high 28 points vs. Arizona State
- Career-high 13 rebs vs. Nicholls
- Two double-doubles this season (vs. Nicholls, vs. San Diego State)



23 NELLY JUNIOR JOSEPH
C | 6-10 / 240 | Sr. | Benin City, Nigeria

13.8 ppg | 11.3 rpg | 1.6 bpg | 31.1 mpg | 55% FG

- 1st Team All-Mountain West
- Buzzer-beater to win vs. Nevada
- 59 career doubles (4th most among active Division I players)

KEY RESERVES

No.	Pos.	Name	Yr.	Ht. / Wt.	PPG	RPG	Of Note
0	G	CJ Noland	Sr.	6-4 / 210	8.2	2.5	19 points on 7-7 FG vs. Colorado State
24	F	Jovan Milicevic	Fr.	6-10 / 240	4.1	2.1	16 pts (4-6 3FG) at San Diego State
1	G	Braden Appelkans	R-So.	6-7 / 195	3.6	0.7	MW high 6 pts vs. Fresno State & Air Force
4	G	Kayde Dotson	Fr.	6-2 / 190	2.5	0.4	18 pts (6-7 FG) vs. TAMU-CC
6	F	Atiki Ally Atiki	Sr.	6-10 / 225	2.0	2.4	Career-high 5 blocks vs. TAMU-CC
7	F	Ibrahima Sacko	So.	6-6 / 230	1.2	1.2	Three starts in 23-24 at Georgia Tech
11	G	Quinton Webb	R-So.	6-6 / 205	0.5	0.5	50 FG% in 2023-24 as redshirt freshman



2024-25 LOBO BASKETBALL

RICHARD PITINO



4th Season at New Mexico

COACHING RECORD

Year	School	Overall	Conf.
2013	FIU	18-14	11-9
2014	Minnesota	25-13	8-10
2015	Minnesota	18-15	6-12
2016	Minnesota	8-23	2-16
2017	Minnesota	24-10	11-7
2018	Minnesota	15-17	4-14
2019	Minnesota	22-14	9-11
2020	Minnesota	15-16	8-12
2021	Minnesota	14-15	6-14
2022	New Mexico	13-19	5-12
2023	New Mexico	22-12	8-10
2024	New Mexico	26-10	10-8
2025	New Mexico	26-6	17-3
TOTALS		246-184	105-138

NOTABLE

- 2025 Mountain West Coach of the Year
- 2024 & 2025 Naismith Coach of the Year Watch List
- Led the Lobos to the 2024 Mountain West Championship and their 1st NCAA appearance in a decade
- Took UNM to the NIT in his second season, the Lobos' first postseason appearance in nine years
- Led Minnesota to the 2014 NIT Championship and two NCAA Tournament appearances
- 2017 Big Ten Coach of the Year
- 2017 NABC District 7 Coach of the Year
- 18 wins over ranked teams in eight seasons at Minnesota
- Led FIU to 10-win improvement and first winning seasons in 12 years in 2012-13 in first season as a head coach
- Five NCAA appearances in seven years as an assistant coach
- While on his father's staff at Louisville, the Cardinals reached the 2012 Final Four, the Elite Eight in 2008 and 2009 and won two Big East Championships
- While on Billy Donovan's staff at Florida, the Gators reached the Elite Eight in 2011 and won one SEC Regular Season Title

PITINO vs. 2024-25 OPPONENTS

Air Force	7-2	(7-2 UNM)
Arizona State	0-1	(0-1 UNM)
Boise State	3-5	(3-5 UNM)
Colorado St	5-4	(5-4 UNM)
Fresno St	4-3	(4-3 UNM)
Grambling State	2-0	(2-0 UNM)
Nevada	4-4	(4-4 UNM)
New Mexico State	3-2	(3-2 UNM)
Nicholls	1-0	(1-0 UNM)
St. John's	1-2	(1-1 Minnesota/0-1 UNM)
San Diego St	4-4	(4-4 UNM)
San Jose St	6-2	(6-2 UNM)
A&M-Corpus Christi	2-0	(1-0 Minnesota/1-0 UNM)
Texas Southern	3-0	(1-0 FIU/2-0 UNM)
UCLA	1-0	(1-0 UNM)
UNLV	3-4	(3-4 UNM)
USC	1-0	(1-0 UNM)
Utah State	3-5	(3-5 UNM)
VCU	1-0	(1-0 UNM)
Western NM	3-0	(3-0 UNM)
Wyoming	7-2	(7-2 UNM)

ON TOP OF THE MOUNTAIN

- New Mexico won the 2025 Mountain West regular season title and are the No. 1 seed for the Mountain West Tournament
- It is the Lobos' fifth Mountain West regular season title (first since 2012-13) and their 10th overall conference regular season title
- The Lobos set the school record for conference wins in a season with 17
- UNM tied the Mountain West record for conference wins in a season, set by the 2019-20 San Diego State team that went 17-1 in the league

TOURNAMENT HISTORY

- New Mexico has won five Mountain West Tournament titles (2005, 2012, 2013, 2014, 2022)
- Last year UNM became the first team to ever win the tournament with four wins
- Overall, the Lobos are 26-20 in the Mountain West Tournament

I WANNA GO FAST!

- UNM currently ranks No. 4 nationally in KenPom Tempo with an adjusted average of 73.1 possessions/game
- The Lobos' game at Fresno State on New Year's Eve featured 87 possessions, the most in a regulation game of the Richard Pitino era and the most in any Mountain West game since 2018
- UNM has ranked in the top 25 nationally in KenPom tempo in all four seasons under Richard Pitino, finishing ninth in tempo last season

GETTING DEFENSIVE

- In the adjusted defensive efficiency rankings on KenPom, the Lobos rank 18th nationally defensively allowing an average of 94.9 points per 100 possessions
- It is the Lobos' best defensive efficiency since 2012-13 when they finished the season with a rating of 90.9
- In conference games, UNM led the MW in defensive efficiency at 95.3
- UNM ranks 15th nationally in blocks at 5.2 per game and 28th nationally in steals at 8.9 per game, and are one of four schools to rank in the top 30 in both categories (St. John's, Grand Canyon, Little Rock)

GOING ON A RUN!

- New Mexico went on 15 runs of 10-0 or better in Mountain West play, three more than any other team this season
- The Lobos had a 10-0 run in 12 of 20 conference games this season
- Last season, UNM had a total of nine 10-0 runs over the 18 league games
- Including the non-conference and postseason, the Lobos have a total of 25 10-0 runs this season (nine in non-conference, one in postseason)
- The win at Air Force on Feb. 8 featured three 10-0 or better runs, UNM's most in a game in the past 15 years

WE WERE ON THE BREAK!!

- New Mexico ranks fourth in the nation in fast break points at 16.6 per game
- The Lobos have had at least 20 fast break points in 13 games, including a season-high 38 against Western New Mexico
- In Mountain West play, UNM reached 20 fast break points in seven games, including a conference-high 35 fast break points in the New Year's Eve win at Fresno State

STEALS. STEALS. STEALS

- The Lobos have had double-figure steals in 12 games this season, tying the school record for most double-digit steal games in a season
- UNM has had 12 games with double-figure steals three times before, most recently last season
- The Lobos had a season-high 17 steals vs. Western New Mexico (Dec. 14)

UNM REGULAR SEASON TITLES

2024-25	Mountain West ⁽¹⁷⁻³⁾
2012-13	Mountain West ⁽¹³⁻³⁾
2011-12	Mountain West ^{(10-4(co))}
2009-10	Mountain West ⁽¹⁴⁻²⁾
2008-09	Mountain West ^{(12-4(co))}
1993-94	WAC ⁽¹⁴⁻⁴⁾
1977-78	WAC ⁽¹³⁻¹⁾
1973-74	WAC ⁽¹⁰⁻⁴⁾
1967-68	WAC ⁽⁸⁻²⁾
1963-64	WAC ^{(7-3(co))}

MOST MW WINS IN A SEASON

17	2024-25	New Mexico
17	2019-20	San Diego State
16	2015-16	San Diego State
16	2013-14	San Diego State
15	five teams	

MOST 10-0 RUNS (or better) in MW GAMES THIS YEAR

15	New Mexico
12	San Diego St
11	Boise St, Nevada, Utah St
10	Colorado St, San Jose St
7	Fresno St, Wyoming
3	UNLV
2	Air Force

UNM MOST DOUBLE-DIGIT STEAL GAMES

12	2024-25
12	2023-24
12	2019-20
12	2004-05
11	1977-78

MEDIA SCHEDULE

MAR. 14 Friday	MAR. 15 Saturday	MAR. 16 Sunday	MAR. 17 Monday	MAR. 18 Tuesday	MAR. 19 Wednesday	MAR. 20 Thursday
GAMEDAY vs. Boise State 6:30 pm PT	GAMEDAY vs. CSU/USU 3:00 pm PT (if advance)	SELECTION SHOW 4:00 pm MT				

RANKINGS

ASSOCIATED PRESS (3/10)

1	Duke (52)	28-3	1516
2	Houston (5)	27-4	1427
3	Auburn (4)	27-4	1407
4	Florida	27-4	1350
5	Alabama	24-7	1211
6	St. John's	27-4	1201
7	Michigan State	26-5	1191
8	Tennessee	25-6	1163
9	Texas Tech	24-7	1012
10	Clemson	26-5	949
11	Maryland	24-7	836
12	Iowa State	23-8	792
13	Louisville	25-6	723
14	Texas A&M	22-9	647
15	Kentucky	21-10	629
16	Memphis	26-5	602
17	BYU	23-8	586
18	Wisconsin	23-8	575
19	Saint Mary's	27-4	477
20	Purdue	21-10	339
21	Missouri	21-10	203
22	Michigan	22-9	171
23	Oregon	23-8	140
24	Illinois	20-11	137
25	Marquette	22-9	127

Others receiving votes: Drake 103, Arizona 82, **UCLA 52**, UC San Diego 39, UConn 38, Gonzaga 28, **NEW MEXICO 20**, Creighton 18, Ole Miss 17, **VCU 6**, High Point 4, Kansas 3, Akron 2, Xavier 1, McNeese 1

COACHES (3/10)

1	Duke (26)	28-3	770
2	Houston (2)	27-4	729
3	Auburn (2)	27-4	704
4	Florida (1)	27-4	688
5	St. John's	27-4	618
6	Tennessee	25-6	603
	Michigan State	26-5	603
8	Alabama	24-7	588
9	Texas Tech	24-7	539
10	Clemson	26-5	466
11	Maryland	24-7	424
12	Iowa State	23-8	415
13	Louisville	25-6	414
14	Wisconsin	23-8	309
15	Saint Mary's	27-4	286
16	Texas A&M	22-9	281
17	Memphis	26-5	278
18	BYU	23-8	266
19	Kentucky	21-10	205
20	Purdue	21-10	195
21	Michigan	22-9	114
22	Missouri	21-10	95
23	Marquette	22-9	80
24	Arizona	20-11	73
25	Illinois	20-11	55

Others receiving votes: Oregon 48, **NEW MEXICO 41**, Drake 39, Creighton 38, UC San Diego 32, **UCLA 19**, Gonzaga 18, **VCU 13**, Ole Miss 9, UConn 9, Kansas 6, Mississippi State 4, High Point 1

2024-25 Opponents in Bold

THE PLAYER OF THE YEAR

- Donovan Dent is the 2025 Mountain West Player of the Year
- Dent is the fifth Lobo to earn the honor, joining Ruben Douglas (2003), J.R. Giddens (2008), Darrington Hobson (2010) and Kendall Williams (2013)
- Dent became the first player in Mountain West history to average 20.0 points and six assists per game in conference play
- He is also the only Mountain West player named to the Oscar Robertson Trophy Midseason Watch List and the Naismith Trophy Midseason Team

DONOVAN DENT: ONE OF ONE

- Dent is the only player in the nation averaging over 20 points and 6.5 assists per game (last to do so: Sharife Cooper, Auburn in 2020-21)
- Dent is the only player in the nation ranking in the top 15 nationally in both scoring and assists (last to do so: Tavian Dunn-Martin, FGCU in 2021-22)
- Dent is the only player in the nation with four 30-point games and four 10-assist games this season (last to do so: Tavian Dunn-Martin, FGCU in 2021-22), and is the only player in Mountain West history to have four games of each in the same season
- Dent is the only player in Lobo history with at least five career 30-point games and five career 10-assist games

THE 600/200 CLUB

- Donovan Dent became the 14th player in NCAA history to have at least 600 points and 200 assists in the regular season (last to do so: Ja Morant, Murray State in 2018-19)
- Overall, he is the 82nd 600/200 player in NCAA history (including postseason games), becoming the second Lobo (Kelvin Scarborough in 1986-87) and second Mountain West player (Wyoming's Hunter Maldonado in 2021-22) to accomplish the feat

DENT DISHING IT OUT

- Donovan Dent has eight games with at least eight assists this season, setting the record for the most eight-assist games by a Lobo in the Mountain West era
- Dent has three games this season with at least 20 points and seven assists with no turnovers (only other players with more than one this season are Mark Sears of Alabama, Braden Smith of Purdue and Bennett Stirtz of Drake, each with two)
- Against Fresno State, Dent recorded his 400th career assist and enters tournament game with 476 career assists (7th in UNM history)

DENT IS STREAKING

- Donovan Dent continued two notable streaks in the MW quarterfinal victory over San Jose State
- With 25 points and five assists, he had his fifth consecutive 20 point/5 assist game, the longest such streak in Mountain West history
- Dent has had at least 10 points and two assists in every game this season, as his 32-game streak of consecutive 10 points/2 assist games is a Mountain West record and the longest active streak in the nation

MAKING A DENT IN THE RECORD BOOK

- Donovan Dent made history on Nov. 12 in the win over Texas A&M-Corpus Christi, becoming the first Lobo to ever have a 25 point/10 assist game with no turnovers (fifth overall 25p/10a game in program history)
- It is one of just 18 games of 25 points/10 assists/no turnovers against D-I opposition in the past 20 years
- Dent has a school-record three career games with 10 assists/no turnovers
- Dent's three 10 assist/0 turnover games over the past two seasons are tied for most in the nation with Gonzaga's Ryan Nembhard

FOUR 30 PT GAMES & FOUR 10 ASST GAMES IN A YEAR (since '17)

Donovan Dent (New Mexico - 2024-25)
Tavian Dunn-Martin (FGCU 2021-22)
Ja Morant (Murray St 2018-19)
Jon Elmore (Marshall 2017-18)
Trae Young (Oklahoma 2017-18)
Dennis Smith, Jr. (NC State 2016-17)

ALL-TIME NCAA 600 PTS/200 ASSTS IN REGULAR SEASON

Donovan Dent (New Mexico, 2024-25)
Ja Morant (Murray State - 2018-19)
Trae Young (Oklahoma - 2017-18)
Jon Elmore (Marshall 2017-18)
Jon Elmore (Marshall 2016-17)
Kay Felder (Oakland 2015-16)
David Holston (Chicago State - 2008-09)
Charles Jones (Long Island - 1997-98)
Damon Stoudamire (Arizona, 1994-95)
Terrell Lowery (Loyola Marymount, 1990-91)
Gary Payton (Oregon State, 1989-90)
Kenny Anderson (Georgia Tech, 1989-90)
Mookie Blaylock (Oklahoma, 1988-89)
Ernie DiGregorio (Providence, 1972-73)

UNM MOST 8-ASSIST GAMES IN MW ERA (since 99-00)

8	Donovan Dent (2024-25)
7	Kendall Williams (2013-14)
7	Dairese Gary (2010-11)
6	Donovan Dent (2023-24)
6	Antino Jackson (2017-18)

UNM CAREER GAMES WITH 10 ASSISTS/0 TURNSOVERS

3	Donovan Dent (2023-pres.)
2	Marlon Parmer (2000-02)
2	Darrell McGee (1987-90)
1	Six tied

CONSECUTIVE 20pt/5asst GAMES by MW PLAYERS

5	Donovan Dent (UNM, 2/25/25-pres)
4	Nique Clifford (CSU, 1/18/25-1/28/25)
4	Grant Sherfield (NEV, 11/23/21-12/15/21)
4	Marvelle Harris (FRES, 2/17/16-2/27/16)

QUICK FACTS

THE UNIVERSITY OF NEW MEXICO

Location	Albuquerque, N.M.
Founded	1889 by Territorial Legislature
Enrollment	22,852
Nickname	Lobos
Colors	Cherry (PMS 200) & Silver (PMS 428)
Conference	Mountain West

National Affiliation	NCAA Division I
President	Dr. Garnett S. Stokes
Director of Athletics	Fernando Lovo
Facility	The Pit
Capacity	15,411
Age	Built in 1966 (Renovated in 2009-10)



2024-25 LOBO BASKETBALL

DOUBLE TIME

DOUBLE-DOUBLES

	2024-25	CAREER	STREAK
Nelly Junior Joseph	16	59%	2
Donovan Dent	4	7	-
Mustapha Amzil	2	4%	-
Tru Washington	1	2	-
Filip Borovicarin	1	1	-

DOUBLE FIGURE POINTS

	2024-25	CAREER	STREAK
Donovan Dent	32	64	32
Nelly Junior Joseph	24	109%	2
Tru Washington	19	28	2
Mustapha Amzil	18	68%	-
CJ Noland	11	34%	-
Filip Borovicarin	7	8%	-
Jovan Milicevic	4	4	-
Braden Appelhans	2	4	-
Kayde Dotson	2	2	-
Atiki Ally Atiki	-	7%	-
Ibrahima Sacko	-	1%	-

DOUBLE FIGURE REBOUNDS

	2024-25	CAREER	STREAK
Nelly Junior Joseph	20	70%	5
Mustapha Amzil	2	5%	-
Filip Borovicarin	2	2	-
Atiki Ally Atiki	1	3%	-
Tru Washington	1	2	-

BIG TIME GAMES

20-POINT GAMES

	2024-25	CAREER	STREAK
Donovan Dent	17	25	5
Nelly Junior Joseph	4	13%	-
Mustapha Amzil	2	4%	-
Tru Washington	2	3	-
CJ Noland	1	3%	-
Jovan Milicevic	1	1	-

30-POINT GAMES (40 pt)

	2024-25	CAREER	STREAK
Donovan Dent	4 (1)	5 (1)	-

10-ASSIST GAMES

	2024-25	CAREER	STREAK
Donovan Dent	4	7	-

% Career totals include games at previous schools (NCAA Division I)

COUNT IT, AND ONE!

AND ONES...

	2024-25	CAREER ^A
Donovan Dent	19	31
Nelly Junior Joseph	9	12
CJ Noland	4	4
Jovan Milicevic	3	3
Tru Washington	2	9
Filip Borovicarin	2	2
Mustapha Amzil	2 (1)	2 (1)
Braden Appelhans	1	1
Atiki Ally Atiki	1	1

* made FG while fouled, followed by a made FT | ^A UNM career only | (#) - 4pt plays

OH NELLY

- Nelly Junior Joseph earned first team All-Mountain West honors after leading the conference in rebounding, field goal percentage and double-doubles
- He is the only Mountain West player and one of 11 players nationally averaging a double-double this season
- His 16 double-doubles this season leads the conference, as did his 11 double-doubles in Mountain West play
- His 22 point/18 rebound performance at UNLV on Jan. 25 was the first 20/18 game in the Mountain West in three seasons (Graham Ike of Wyoming at San Jose State in 2022)
- He had a streak of five consecutive double-doubles (Jan. 20 to Feb. 8), the first Lobo to accomplish that feat since 2013-14 when Alex Kirk had a six-game streak
- Joseph has 59 career double-doubles, the fourth most among active Division I players
- He has 50 blocks and 40 steals this season, the first Lobo to have a 50/40 season since Danny Granger in 2004-05

NELLY CLEANS THE GLASS

- Nelly Junior Joseph has dominated the glass this season, averaging a Mountain West-leading 11.3 rebounds per game (11.9 rpg in MW play)
- Joseph became the first Mountain West player to average over 11.0 rebounds per game in conference play in six years (Colorado State's Nico Carvacho averaged 13.8 rpg in 2018-19 MW play)
- Nelly has nine games with at least 15 rebounds, the most by a Lobo in the past 50 seasons (since 1974-75)
- He enters the semifinal with three straight 15-rebound games, the longest such streak by a Lobo since 1969-70 (Willie Long) and tied for the longest such streak in MW history
- Joseph's 18 rebounds in the Mountain West quarterfinal win over San Jose State were the most by a Lobo in a MWT game and tied the UNM record for rebounds in a conference tournament (Lewis LaMar had 18 rebounds vs. San Diego State in the 1994 WAC quarterfinals)
- In the Feb. 8 victory at Air Force, Joseph grabbed a career-high 21 rebounds, the most by a Lobo since 2011 (Drew Gordon - 23 vs. Utah) and the most by anyone in a Mountain West game since 2016 (Nevada's Cameron Oliver - 24 vs. Fresno State)

LUCKY SEVENS

- In consecutive games, Nelly Junior Joseph (at Utah State) and CJ Noland (vs. Colorado State) each went a perfect 7-of-7 from the floor, T-6th best perfect game in UNM history
- It is the second time in program history that there have been two 7-of-7 or better shooting games by the Lobos in the same season (Luc Longley twice in 1989-90), but first time in consecutive games and the first time by two different players
- Noland's 7-of-7 performance included 3-3 from deep, the most triples by a Lobo in a game of 7-of-7 or better from the floor

ITS TRU! WASHINGTON IS A THIEF

- Tru Washington leads the Lobos with 66 steals
- At San Jose State on Jan. 14, he had his fifth career five-steal game, the second-most by a Lobo in the Mountain West era
- Washington tied UNM's freshman steals record last season with 49
- He enters the game with 115 career steals, breaking the UNM record for most steals through their freshman and sophomore seasons (Kendall Williams, 95 in 2010-11 and 2011-12)

TRU DOUBLE FIGURES LEADS TO WINS

- Tru Washington has 19 double figure scoring games this season and the Lobos are 19-0 in those games (6-6 when Washington scores in single digits/1-0 when Washington did not play due to injury)
- Last season, UNM was 8-1 when Washington scored in double figures (only loss at Boise State), making the Lobos 27-1 over the past two seasons when he scores at least 10 points

FINNISH STRONG THIS SEASON

- Mustapha Amzil is having a strong 2024-25 season after a 2023-24 season in which was named Mountain West 6th Man of the Year
- Amzil has increased his scoring average and rebounding average from last year, while already eclipsing his totals of 3-pointers and double figure games
- He set a career high with 28 points vs. Arizona State in the Acrisure Classic

NCAA DIVISION I ACTIVE DOUBLE-DOUBLE LEADERS

89	Norchad Omier	(Baylor)
77	Johni Broome	(Auburn)
64	Hunter Dickinson	(Kansas)
59	Nelly Junior Joseph	(New Mexico)

UNM MOST 15-REBOUND GAMES IN A SEASON (last 50 yrs)

9	Nelly Junior Joseph	(2024-25)
8	Bill Hagins	(1974-75)
7	Lewis LaMar	(1993-94)
5	Drew Gordon	(2010-11)
5	Larry Gray	(1975-76)

UNM MOST 5-STEAL GAMES (MW ERA - since 1999-00)

10	Jaelen House	(2022-24)
5	Tru Washington	(2024-pres.)
4	Danny Granger	(2004-05)
2	Donovan Dent	(2023-pres.)
2	Darington Hobson	(2010)
2	Dairese Gary	(2008-11)
2	Roman Martinez	(2007-10)

AMZIL BREAKDOWN

	2024-25	2023-24
Points/G	11.3	6.7
Reb/G	5.3	3.5
3FG	37	28
Blocks	21	9
Dbl Fig Gms	18	14

MW & NCAA LEADERS

TEAM - MOUNTAIN WEST LEADERS

	Value	NCAA Rank	MW Rank
Fast Break Pts/Game	16.6	4th	1st
FT Attempts/Game	23.7	17th	1st
Off. Rebs/Game	12.2	59th	1st
Def. Rebs/Game	27.4	27th	1st
Rebounds/Game	39.6	19th	1st
Scoring Offense	81.6	24th	1st
Steals/Game	8.9	28nd	1st
Turnover Margin	+3.8	14th	1st
TOs Forced/Game	15.4	12th	1st

TEAM - OTHER TOP 50 NCAA

	Value	NCAA Rank	MW Rank
Blocks/Game	5.2	13th	2nd
FTs/Game	16.3	38th	2nd
Scoring Margin	+10.9	25th	2nd

INDIVIDUAL - MOUNTAIN WEST LEADERS

	Value	NCAA Rank	MW Rank
Donovan Dent			
FGs	233	20th	1st
FG Attempts	468	37th	1st
FTs	167	15th	1st
FT Attempts	214	21st	1st
Points	657	12th	1st
Points/Game	20.5	10th	1st
Nelly Junior Joseph			
Double-Doubles	16	9th	1st
FG%	55.5	44th	1st
Rebounds	363	3rd	1st
Rebounds/Game	11.3	3rd	1st
Off. Rebs/Game	3.3	22nd	1st

INDIVIDUAL - OTHER TOP 50 NCAA

	Value	NCAA Rank	MW Rank
Nelly Junior Joseph			
Def. Rebs/Game	8.0	6th	2nd
Donovan Dent			
Assists	207	12th	2nd
Assists/Game	6.5	12th	2nd
Tru Washington			
Steals	66	29th	2nd
Steals/Game	2.1	29th	2nd

BEST IN THE (MOUNTAIN) WEST

- New Mexico had two first-team All-Mountain West selections in Donovan Dent and Nelly Junior Joseph
- They become the 14th and 15th Lobos to earn first-team honors
- It marks the third time UNM has had two players on the first team (2010 - Dairese Gary/Darlington Hobson; 2014 - Cam Bairstow/Kendall Williams)
- UNM's three pairs of first-team All-MW selections is tied for the most in conference history (BYU-2001/2008/2009; San Diego State-2006/2011/2020)

WEEKLY SUCCESS

- Nelly Junior Joseph (four), Donovan Dent (three), and Tru Washington (one) combined for eight Mountain West Player of the Week awards this year
- The eight awards are the most in a season in program history and were one shy of the Mountain West record of nine awards in a year by BYU in 2010-11
- UNM won the award four straight weeks (Dent, Joseph, Joseph, Washington) in Jan/Feb, the second school to win it four straight weeks (BYU in 2010-11 as Jimmer Fredette won it four straight weeks)
- Joseph's four awards in a season are tied for sixth most in MW history

MILICEVIC EARNS FRESHMAN HONOR

- Jovan Milicevic earned his first Mountain West Player of the Week honor on Dec. 16 after a strong performance against Western New Mexico
- In the 122-70 win, Milicevic scored a career-high 21 points on 8-11 shooting (3-4 3FG), becoming the first Lobo in over a year to have a 20-point game off the bench
- The 21-point performance more than doubled his season total of 14 points combined over the first 10 games of the season

PITINO vs. RANKED OPPONENTS

- The Lobos are 6-6 against ranked opponents under Richard Pitino (win vs. No. 22 Wyoming in 2022, win at No. 23 San Diego State in 2023, wins vs. No. 19 San Diego State, No. 16 Utah State and No. 22 Colorado State in 2024, win vs. No. 22 UCLA in 2025)
- Going back to his tenure at Minnesota, Pitino has led his squad to at least one ranked in each of the past 10 seasons (since 2015-16)
- Pitino is one of 11 active coaches in the nation to enter the season with at least one AP ranked win every season since 2015-16

NON-CONFERENCE SUCCESS

- New Mexico has posted a 33-4 record in regular season non-conference games over the past three seasons (13-0 in '23, 12-1 last year, 8-3 this year)
- The Lobos' .892 win percentage in those games is the tied for the 5th best record nationally
- UNM's 33 non-conference wins are their most over a three-year span since 36 non-conference wins from 2012-14

NOTABLE WIN AT THE BUZZER OVER NEVADA

- New Mexico earned an 82-81 overtime victory over Nevada on Jan. 3 as Nelly Junior Joseph scored the game-winner on a 15-foot jumper as time expired
- It was the first time in 26 years that the Lobos won a game on a buzzer beater as time expired (Jan. 16, 1999 - Damion Walker's layup gave No. 16 New Mexico a 79-78 win over No. 7 Arizona)
- It was the first time since 2022-23 that the Lobos won a game after trailing at halftime (lost 10 straight when trailing at half since rallying against Wyoming in the 2023 Mountain West Tournament)

FIFTY IS NIFTY

- The Lobos have scored at least 50 points in a half 11 times this season, tied for the fourth-most in school history
- With one more 50-point half, it would be the first time since 1978-79 that UNM has had at least 12 50-point halves in a season
- The streak of three straight conference games with at least 50 points in a half (second half vs. USU/CSU/AF) marked the first such streak for UNM since 1977-78, when the Lobos had six straight WAC games with a 50-point half

MOST MW POW AWARDS (season)

8	Jimmer Fredette (BYU, 10-11)
5	Jimmer Fredette (BYU, 09-10)
5	Luke Nevill (Utah, 08-09)
5	J.R. Giddens (UNM, 07-08)
5	Andrew Bogut (Utah, 04-05)
4	Nelly Junior Joseph (UNM, 24-25)
4	Five others

AT LEAST ONE AP RANKED WIN EVERY YEAR SINCE 2015-16

Dana Altman	Greg McDermott
Rick Barnes	Matt Painter
Scott Drew	Richard Pitino
Mark Few	Bill Self
Tom Izzo	

Continues Streak with Ranked Win

Leonard Hamilton Chris Holtmann

BEST REGULAR SEASON NON-CONF. RECORD LAST 3 YRS

.909	Purdue (30-3)
.897	Oklahoma (35-4)
.897	Mississippi St (35-4)
.894	Utah State (34-4)
.892	New Mexico (33-4)
.892	Kansas (33-4)
.892	Houston (33-4)

UNM's MOST 50-POINT HALVES (since 1969-70)

26	1977-78
15	1978-79
13	1973-74
11	2024-25
11	2017-18
11	1976-77
10	1990-91
10	1988-89



2024-25 LOBO BASKETBALL

2024-25 AWARDS

DONOVAN DENT

Mountain West Player of the Year
1st Team All-Mountain West
3rd Team Field of 68 All-American
Naismith Trophy Midseason Team
Oscar Robertson Trophy Watch List
Mountain West Player of the Week (Dec. 23, Jan. 13, Jan. 27)
Preseason All-Mountain West

NELLY JUNIOR JOSEPH

1st Team All-Mountain West
Mountain West All-Defensive Team
Mountain West Player of the Week (Nov. 11, Jan. 6, Feb. 3, Feb. 10)
Preseason All-Mountain West

TRU WASHINGTON

Honorable Mention All-Mountain West
Mountain West Player of the Week (Feb. 17)

JOVAN MILICEVIC

Mountain West Freshman of the Week (Dec. 16)

RICHARD PITINO

Mountain West Coach of the Year
Naismith Coach of the Year Late Season Watch List

BIG WINS

- UNM has a 11-4 record against Quad 1/Quad 2 opponents in the NET, the eighth best win percentage in Quad 1/Quad 2 nationally among teams that have played at least 15 games against the top two Quads (thru 3/13)
- The Lobos have three wins over top-100 NET teams in the non-conference (vs. UCLA, vs. USC, home vs. VCU)
- Last season, the Lobos had eight total Quad 1/2 wins, all against Mountain West opponents (five in regular season, three in Mountain West Tournament)

THE CENTURY MARK

- New Mexico has three 100-point games this season, its most in a season since four in 2017-18
- It is only the second time in the past 30 years that the Lobos have three 100-point games in a season
- The 122 points vs. Western New Mexico on Dec. 14 were the most by the Lobos since the 2017-18 opener (147-76 win vs. Northern New Mexico) and the most by a Mountain West team in three years (126 by UNLV vs. Life Pacific in 2022-23)
- The 103 points in the Dec. 31 win at Fresno State were the Lobos' most in a road game and the most in a Mountain West game since 2018 (108-87 win at Colorado State)

RALLYING FOR WINS

- The Lobos have rallied from halftime deficits to win five conference games (vs. Nevada, at Wyoming, at Utah State, vs. Wyoming, vs. Utah State)
- The two wins over Wyoming marked the first time in UNM history that the Lobos swept a season series with an opponent when trailing by double digits at the half in both games
- Over the first 25 years of the Mountain West, New Mexico had never swept home/away of an opponent when trailing at the half in both games, but have done it twice this season (Wyoming, Utah State)
- The wins over Nevada and at Wyoming in January marked the first time since 2013-14 that UNM has won after trailing at the half in consecutive games, before accomplishing the feat again in February in the home wins over Wyoming and Utah State
- New Mexico did not rally from a halftime deficit last season and had gone almost 1.5 seasons (since a win over Wyoming in the 2023 MW Tournament) since rallying from a halftime deficit against Nevada on Jan. 3
- The 14-point deficit at Wyoming on Jan. 7 tied for the fourth-largest halftime deficit in a win in program history and the largest since rallying from down 14 at the half against Davidson in 2012-13

DEFENSIVE DOUBLE-DOUBLE

- New Mexico had 10 blocks and 10 steals in the victory over Nicholls to open the season
- It was the Lobos' second 10-and-10 game since the start of the 2023-24 season (10 blks and 12 stls vs. Utah State last season)
- The Lobos had gone 12 seasons without a 10-and-10 game prior to last season's Utah State game
- UNM has nearly had three more 10-and-10 games this season, with three games of double-digit steals and nine blocks

STREAK SNAPPED WITH SAN JOSE STATE VICTORY

- The Dec. 4 win over San Jose State marked the first time in nearly two full years that the Lobos won a game in which they didn't have a double-digit lead at some point during the game (UNM's largest lead was the final margin of six)
- In each of the Lobos' previous 36 victories, they had a double-figure lead at some point during the game
- The Lobos held a double-digit lead in the first six victories this season, following a 2023-24 season where UNM held a double-digit lead in all 26 victories
- Prior to the win over the Spartans, New Mexico's last victory in a game when they never held a double-digit lead was an 81-79 overtime win over Boise State in 2022-23 (largest lead was five)
- The Lobos have since accomplished the feat twice more, having won without a double digit leads in the wins over Nevada and at Wyoming

ROAD WARRIORS

- New Mexico won seven conference road games this season, tying the school record for league road wins set in 2013-14
- Overall, UNM is 10-5 away from home this season, with neutral victories over UCLA and USC in addition to the seven conference wins

BEST QUAD 1/2 WIN% (min 15 gms)

.840 (21-4)	Auburn
.824 (14-3)	Duke
.818 (18-4)	Houston
.810 (17-4)	Florida
.789 (15-4)	St. John's
.773 (17-5)	Michigan State
.764 (13-4)	Clemson
.733 (11-4)	New Mexico
.720 (18-7)	Alabama
.700 (14-6)	Tennessee
.700 (14-6)	Louisville



2024-25 LOBO BASKETBALL

2024-25 ROSTER

NO.	PLAYER	PRONUNCIATION	POS.	YR.	HT.	HOMETOWN	SOCIAL	
0	CJ NOLAND		G	Grad.	6-4	Waxahachie, TX	X @CjNoland1	@ thecjnoland
1	BRADEN APPELHANS	apple-hahns	G	R-So.	6-7	Blue Springs, MO	X @AppelhansBraden	@ bradenappelhans1
2	DONOVAN DENT		G	Jr.	6-2	Riverside, CA	X @Donovandent1	@ donovandent2
3	TRU WASHINGTON		G	So.	6-4	Phoenix, AZ	X @washington_tru	@ truashington
4	KAYDE DOTSON	cade	G	Fr.	6-2	Beaumont, TX	X @iamkaydedotson	@ kayde_._
6	ATIKI ALLY ATIKI	ah-TEE-kee ollie	F	Sr.	6-10	Mwanza, Tanzania	X @AtikiAtiki1	@ atikially3a
7	IBRAHIMA SACKO	E-bra-HE-ma SOCK-oh	F	So.	6-6	Conakry, Guinea		@ sacko0812
8	FILIP BOROVCANIN	bor-oh-VEECH-an-in	F	Jr.	6-9	Belgrade, Serbia	X @borovicnin_4	@ borovicnin_4
11	QUINTON WEBB		G	R-So.	6-6	San Bernardino, CA	X @_quintonwebb5	@ quintonwebb11
13	DANIEL THOMAS		F	Fr.	6-8	Dallas, TX	X @OnlyDaniel	@ danthomas_13
21	DERAJE AGBAOSI	derr-ah-ZHAY ag-BOW-see	F	R-Jr.	6-7	Union, NJ		@ _deraje
22	MUSTAPHAAMZIL	ahm-SEAL	F	Sr.	6-9	Helsinki, Finland	X @CantStaphMe	@ mustaphaamzil
23	NELLY JUNIOR JOSEPH		F	Sr.	6-10	Benin City, Nigeria	X @eazynelz	@ eazynelz
24	JOVAN MILICEVIC	YO-vahn mill-LEECH-ah-vich	F	Fr.	6-10	Toronto, ON	X @JovanMilicevic9	@ jovan.m23
32	SHANE DOUMA-SANCHEZ	DUE-ma	G	R-Fr.	6-1	Laguna Pueblo, NM	X @ds32_shaneshane	@ saucy_shaneshane
35	DYLAN CHAVEZ		G	Fr.	6-5	Albuquerque, NM	X @dylanchavez00	@ dylanchavez0

Head Coach

Associate Head Coach

Assistant Coach

Assistant Coach

Assistant Coach

Assistant Coach/Video Coordinator

Director of Basketball Operations

Strength & Conditioning Coach

Sports Medicine

Communications

Richard Pitino

Isaac Chew

Tarvish Felton

Aaron Katsuma

Dave Pilipovich

Danny Walters

Peyton Stephens

Matthew Flores

Grant Smith

Steve Kirkland

4th Season / Providence, 2005

4th Season / Avila, 1999

3rd Season / Southern Utah, 1999

2nd Season / Minnesota, 2014

4th Season / Thiel, 1986

3rd Season / Texas A&M, 2020

4th Season / Texas A&M, 2019

4th Season / Arizona State, 2012

1st Season / Missouri, 2020

4th Season / Penn State, 2001

THE LAST TIME

A NEW MEXICO PLAYER...

- **Scored 30 points:** Donovan Dent (33) at Nevada (3/4/25)
- **Scored 35 points:** Donovan Dent (40) vs. VCU (12/18/24)
- **Scored 40 points:** Donovan Dent (40) vs. VCU (12/18/24)
- **Two players with 20 points:** Nelly Junior Joseph (26) and Donovan Dent (20), vs. UNLV (3/7/25)
- **Two players with 25 points:** Donovan Dent (30) and Mustapha Amzil (28), vs. Arizona State (11/28/24)
- **Three players with 20 points:** Corey Manigault (28), Zane Martin (23) & Vance Jackson (20) vs. Wyoming (2/8/20)
- **20-point game off the bench:** CJ Noland (23) at Fresno State (12/31/24)
- **20-points in one half:** Donovan Dent (20') at Nevada (3/4/25)
- **A player with back-to-back 30-point games:** Ruben Douglas (2/24/03-3/1/03)
- **One player scored in double figures:** at Nevada (3/4/25)
- **No players scored in double figures:** at Boise State (12/23/20)
- **Five players scored in double figures:** vs. Air Force (3/1/25)
- **All five starters scored in double figures:** at San Jose State (1/24/24)
- **Six players scored in double figures:** vs. Utah State (1/16/24)
- **Had 15 rebounds:** Nelly Junior Joseph (16) vs. UNLV (3/7/25)
- **Had 20 rebounds:** Nelly Junior Joseph (21) at Air Force (2/8/25)
- **Two players with 10 rebounds:** Nelly Junior Joseph (12) & Filip Borovicinanin (11) at Wyoming (1/7/25)
- **Double-Double:** Nelly Junior Joseph vs. San Jose State (3/13/25)
- **Two players had a double-double:** Nelly Junior Joseph & Filip Borovicinanin at Wyoming (1/7/25)
- **Three players had a double-double:** Nelly Junior Joseph, Mustapha Amzil and Donovan Dent vs. Nicholls (11/4/24)
- **Double-Double with points and assists:** Donovan Dent at Boise State (2/19/25)
- **Four Double-Doubles in a row:** Nelly Junior Joseph [5] (1/20/25-pres.)
- **Triple-Double:** Luc Longley vs. Penn State (3/28/90) *NIT*
- **20 points and 20 rebounds:** Carlton Bragg (22/20) at Wyoming (3/9/19)
- **10 assists:** Donovan Dent (11) at Boise State (2/19/25)
- **5 Blocked Shots:** Nelly Junior Joseph (5) vs. Colorado State (2/5/25)
- **5 Steals:** Tru Washington (5) at San Jose State (1/14/25)
- **Led UNM in Points, Rebounds and Assists:** Makuach Malauch at Fresno State (1/30/21)
- **Hit a last second shot to win a game (1.0 or later):** Nelly Junior Joseph vs. Nevada (1/3/25), jumper as time expired in OT to win 82-81
- **Played the entire game:** Donovan Dent vs. Utah State (2/16/25)
- **Played 40 or more minutes:** Donovan Dent vs. Utah State (2/16/25)

NEW MEXICO TEAM...

- **Won in Overtime:** 82-81 vs. Nevada (1/3/25)
- **Lost in Overtime:** 83-89 vs New Mexico State (12/7/24)
- **Played Two Overtimes:** L, 94-97 (2ot) at Nevada (1/23/23)
- **Played Three Overtimes:** W, 104-99 (3ot) vs. Fresno State (3/8/96) *WACT*
- **Shot 70 percent for a Half:** 73.3 (22-30)², vs. Houston Baptist (12/22/19)
- **Shot 60 percent in a Game:** 60.3 (47-78) vs. Western New Mexico (12/14/24)
- **Shot less than 30 percent in a Game:** 29.7 (19-64) vs. Clemson (3/22/24) *NCAA*
- **Shot 90 percent from the free throw line:** 100.0 (15-15) vs. Boise State (1/17/25)
- **Shot 50 percent from 3-point line:** 64.3 (9-14) vs. Colorado State (2/5/25)
- **Shot less than 30 percent in a half:** 18.5 (5-27)¹, at Wyoming (1/7/25)
- **Shot less than 20 percent in a half:** 18.5 (5-27)¹, at Wyoming (1/7/25)
- **Shot 55 percent or better and lost:** 59.6 (31-52) vs. New Mexico State (11/17/18)
- **Attempted 50 FTs:** 52 at UTEP (1/2/08)
- **Made 30 FTs:** 31 vs. Nevada (1/3/25)
- **Made 10 3-pt FGs:** 13, vs. Fresno State (1/20/25)
- **Failed to make a 3-pt FG:** vs. Washington State (12/25/15)
- **Had 50 rebounds:** 54, vs. Fresno State (1/20/25)
- **Had 25 assists:** 31, vs. Western New Mexico (12/14/24)
- **Had 15 steals:** 17, vs. Western New Mexico (12/14/24)
- **Had 10 blocks:** 10, vs. Nicholls (11/4/24)
- **Scored 50 pts in a half:** 54², at Air Force (2/8/25)
- **Scored 60 pts in a half:** 62², vs. Western New Mexico (12/14/24)
- **Scored 100 pts (MW):** 103, at Fresno State (12/31/24)
- **Scored 100 pts (non-conf):** 122, vs. Western New Mexico (12/14/24)
- **Scored under 20 pts in 1st half:** 18, at Wyoming (1/7/25)
- **Scored under 20 pts in 2nd half:** 18, at UNLV (1/18/21)
- **Scored under 50 pts in a game:** 47, at San Diego State (1/31/22)
- **Never trailed:** vs. Air Force (3/1/25)

AN OPPOSING PLAYER...

- **Scored 30 points:** Tyson Degenhart (32), at Boise State (2/19/25)
- **Scored 35 points:** Max Rice (35), Boise State (1/31/24)
- **Scored 40 points:** Jordan Caroline (45), Nevada (1/7/17)
- **Two players with 20 points:** Tyson Degenhart (32) & Pearson Carmichael (21), at Boise State (2/19/25)
- **Two players with 25 points:** Graham Ike (29) & Hunter Maldonado (25), at Wyoming (1/22/22)
- **Three players with 20 points:** Will Baker (28), Jarod Lucas (22) & Kenan Blackshear (20), at Nevada (1/13/23)
- **20-point game off the bench:** Robert Carpenter (20), New Mexico State (12/7/24)
- **One player scored in double figures:** at Air Force (2/8/25)
- **No players scored in double figures:** Nevada (1/28/24)
- **Five players scored in double figures:** at San Jose State (1/14/25)
- **All five starters scored in double figures:** at St. John's (11/17/24)
- **Six players scored in double figures:** Utah State (1/8/22)
- **Had 15 rebounds:** Tyler Bilodeau (15), vs. UCLA (11/8/24)
- **Had 20 rebounds:** Ryan Watkins (22), Boise State (1/21/14)
- **Two players with 10 rebounds:** RJ Luis, Jr. (11) & Zuby Ejiofor (10), at St. John's (11/17/24)
- **Double-Double:** Robert Vaihola, vs San Jose State (3/13/25)
- **Two players had a double-double:** RJ Luis, Jr. & Zuby Ejiofor, at St. John's (11/17/24)
- **Double-Double with points and assists:** Drake Allen, Utah State (2/16/25)
- **Triple-Double:** Omari Moore, at San Jose State (2/20/22)
- **10 assists:** Alvaro Cardenas (10), at Boise State (2/19/25)
- **5 Blocked Shots:** Nick Davidson (5), Nevada (1/3/25)
- **5 Steals:** Alvaro Cardenas (5), at Boise State (2/19/25)
- **Hit a last second shot to win a game (1.0 or later):** Lamont Butler, San Diego State (2/25/23), three-pointer as time expired to win 73-71

OPPONENT TEAM...

- **Shot 70 percent for a Half:** 73.1 (19-26)², at Air Force (2/10/23)
- **Shot 60 percent in a Game:** 66.0 (35-53) at Air Force (2/10/23)
- **Shot less than 30 percent in a Game:** 29.4 (20-68), Boise State (3/14/24) *MWT*
- **Shot 90 percent from the free throw line:** 100.0 (5-5), at San Jose State (1/24/24)
- **Shot 50 percent from 3-point line:** 50.0 (9-18), Texas Southern (11/24/24)
- **Shot less than 30 percent in a half:** 29.6 (8-27)², at Air Force (2/8/25)
- **Shot less than 20 percent in a half:** 18.5 (5-27)¹, at Fresno State (1/28/21)
- **Shot 55 percent or better and lost:** 57.8 (37-64) at Wyoming (2/20/18)
- **Attempted 50 FTs:** 50, New Mexico State (12/11/82)
- **Made 30 FTs:** 35, Utah State (3/14/19)
- **Made 10 3-pt FGs:** 10, at Boise State (2/19/25)
- **Failed to make a 3-pt FG:** New Mexico State (12/16/15)
- **Had 50 rebounds:** 52, Boise State (1/15/22)
- **Had 25 assists:** 27, at Colorado State (3/3/21)
- **Had 15 steals:** 15, UAB (11/25/21)
- **Had 10 blocks:** 10, Utah State (1/6/21)
- **Scored 50 pts in a half:** 53², at Fresno State (12/31/24)
- **Scored 60 pts in a half:** 61², at Wyoming (2/20/18)
- **Scored 100 pts (MW):** 105, at Colorado State (1/15/20)
- **Scored 100 pts (non-conf):** 100, at New Mexico State (12/4/18)
- **Scored under 20 pts in 1st half:** 19, at Fresno State (1/28/21)
- **Scored under 20 pts in 2nd half:** 19, New Mexico State (12/3/14)
- **Scored under 50 pts in a game:** 48, San Diego State (1/11/25)
- **Never trailed:** at Saint Mary's (11/9/23)

COMEBACKS...

	New Mexico Comeback	Opponent Comeback
Trailing at Half	vs. Utah St (2/16/25) ^{36-42 / 82-79}	at San Jose St (1/14/25) ^{31-35 / 71-70}
Trailing w/8:00 left	vs. Wyoming (2/12/25) ^{51-56 / 71-67}	vs. Arizona St (11/28/24) ^{60-62 / 85-82}
Trailing w/4:00 left	vs. Wyoming (2/12/25) ^{59-61 / 71-67}	Air Force (2/24/24) ^{67-70 / 78-77}
Trailing w/2:00 left	at Wyoming (12/31/22) ^{72-74 / 76-75}	Air Force (2/24/24) ^{70-72 / 78-77}
Trailing w/1:00 left	at NMSU (12/15/23) ^{68-72 / 73-72}	at San Jose St (1/14/25) ^{66-68 / 71-70}
Trailing any pt in final 30 sec of 2nd half or 30 sec of OT	Nevada (1/3/25) ^{80-81 (01 ot) / 82-81}	at SJSU (1/14/25) ^{69-70 (03) / 71-70}



2024-25 LOBO BASKETBALL

UPDATED SEASON RECORD BOOK

SEASON SCORING LEADERS

Rk.	Player	Year	Pts
1.	Kenny Page	1979-80	784
2.	Ruben Douglas	2002-03	783
3.	Hunter Greene	1986-87	740
4.	Cameron Bairstow	2013-14	694
	Elijah Brown	2015-16	694
6.	Marvin Johnson	1977-78	673
7.	Kelvin Scarborough	1986-87	660
8.	Donovan Dent	2024-25	657
9.	Jamal Mashburn, Jr.	2022-23	651
10.	Johnny Brown	1985-86	649
11.	Charles Smith	1995-96	642
12.	Luc Longley	1989-90	627
13.	Willie Long	1969-70	621
	Willie Long	1970-71	621
15.	Charlie Thomas	1987-88	613
16.	Hunter Greene	1987-88	606
17.	Kenny Page	1980-81	603
18.	Greg Brown	1993-94	599
19.	Lamont Long	1999-00	598
20.	Jamal Mashburn, Jr.	2021-22	582
	Elijah Brown	2016-17	582

SEASON REBOUND LEADERS

Rk.	Player	Year	REB
1.	Drew Gordon	2011-12	388
2.	Tom King	1960-61	375
3.	Tom King	1959-60	374
4.	Nelly Junior Joseph	2024-25	363
5.	Willie Long	1969-70	335
6.	Ira Harge	1962-63	331
7.	Luc Longley	1989-90	330
8.	JT Toppin	2023-24	326
	Morris Udeze	2022-23	326
10.	Darlington Hobson	2009-10	325

SEASON OFF. REB. LEADERS

Rk.	Player	Year	OREbs
1.	JT Toppin	2023-24	132
2.	Drew Gordon	2011-12	108
3.	Nelly Junior Joseph	2024-25	106
4.	Nelly Junior Joseph	2023-24	104
5.	Kenny Thomas	1997-98	102
6.	AJ Hardeman	2009-10	98
7.	Lewis LaMar	1993-94	97
8.	Kenny Thomas	1995-96	95
9.	Charlie Thomas	1987-88	94
10.	Patrick Dennehy	2001-02	91

SEASON ASSIST LEADERS

Rk.	Player	Year	ASST
1.	Darrell McGee	1988-89	243
2.	Kelvin Scarborough	1986-87	212
3.	Donovan Dent	2024-25	207
4.	Darrell McGee	1989-90	205
5.	Phil Smith	1983-84	203
6.	Petie Gibson	1970-71	198
7.	Donovan Dent	2023-24	190
8.	Petie Gibson	1968-69	183
9.	Dairese Gary	2010-11	182
	Marlon Parmer	1987-88	182
	Darrell McGee	1987-88	182

SEASON STEAL LEADERS

Rk.	Player	Year	Steals
1.	Jaelen House	2022-23	86
2.	Hunter Greene	1986-87	84
3.	Kelvin Scarborough	1984-85	80
4.	Kelvin Scarborough	1986-87	78
5.	Phil Smith	1983-84	77
6.	Jaelen House	2023-24	70
	Hunter Greene	1987-88	70
8.	Gabe Nava	1973-74	69
9.	Jaelen House	2021-22	68
10.	Tru Washington	2024-25	66
	Charles Smith	1995-96	66
12.	Danny Granger	2004-05	63
13.	Mark Walters	2005-06	62
	Willie Banks	1991-92	62
15.	Lamont Long	1999-00	61
	Willie Banks	1990-91	61

SEASON BLOCK LEADERS

Rk.	Player	Year	Blk
1.	Luc Longley	1989-90	117
2.	Khari Jaxon	1991-92	109
3.	Luc Longley	1990-91	95
4.	Luc Longley	1988-89	90
5.	Khari Jaxon	1992-93	88
6.	Alex Kirk	2013-14	85
7.	Kenny Thomas	1997-98	79
8.	Wayland White	1999-00	70
9.	JT Toppin	2023-24	68
10.	Wayland White	2000-01	67
11.	Alex Kirk	2012-13	63
12.	Danny Granger	2004-05	60
13.	Joe Furstinger	2017-18	53
14.	Daniel Faris	2008-09	52
15.	Cameron Bairstow	2013-14	51
16.	Nelly Junior Joseph	2024-25	50
17.	Kenny Thomas	1995-96	50
18.	Nelly Junior Joseph	2023-24	49
19.	Kenny Thomas	1996-97	48
20.	Lewis LaMar	1993-94	45
	Rob Loeffel	1987-88	45

SEASON DOUBLE-DOUBLE LEADERS

Rk.	Player	Year	DD
1.	Willie Long	1969-70	23
2.	Ira Harge	1962-63	20
3.	Drew Gordon	2011-12	19
	Mel Daniels	1966-67	19
5.	Luc Longley	1989-90	17
	Ira Harge	1963-64	17
7.	Nelly Jr. Joseph	2024-25	16
	Kenny Thomas	1997-98	16
8.	Morris Udeze	2022-23	15
10.	Alex Kirk	2013-14	14
	Darlington Hobson	2009-10	14
	Bill Hagins	1974-75	14
	Willie Long	1970-71	14
	Tom King	1959-60	14

CONSECUTIVE GAMES - DOUBLE FIGURE SCORING

Player	Games	Dates
Luc Longley	61	12/2/89-3/14/91
Hunter Greene	53	11/28/86-1/14/88
Kenny Page	53	12/1/79-3/7/81
Willie Long	53	3/1/69-3/6/71
Jamal Mashburn, Jr.	48	12/19/21-2/17/23
Ruben Douglas	38	2/5/02-3/13/03
Donovan Dent	32	11/4/24-present
Charles Smith	32	1/15/96-1/9/97
Elijah Brown	30	11/21/15-11/11/16
Cameron Bairstow	30	11/24/13-3/21/14
Johnny Brown	29	11/27/85-3/13/86

SEASON ASST/TO RATIO (min 75 Asst)

Rk.	Player	Year	Ratio (A/TO)
1.	Hugh Greenwood	2013-14	3.50 (105/30)
2.	Jimmy Taylor	1990-91	3.32 (113/34)
3.	Darrell McGee	1989-90	3.31 (205/62)
4.	Kelly Graves	1986-87	2.81 (76/27)
5.	Tim Jacobs	2014-15	2.72 (87/32)
6.	Kelly Graves	1985-86	2.71 (84/31)
7.	Kendall Williams	2013-14	2.47 (168/68)
8.	Hugh Greenwood	2011-12	2.44 (83/34)
9.	Donovan Dent	2023-24	2.41 (190/79)
10.	Darrell McGee	1988-89	2.41 (243/101)
11.	Mark Felix	1977-78	2.32 (88/38)
12.	Kendall Williams	2012-13	2.31 (166/72)
13.	Donovan Dent	2024-25	2.25 (207/92)
14.	Marlon Parmer	2001-02	2.18 (87/40)
15.	Dairese Gary	2009-10	2.17 (137/63)



2024-25 LOBO BASKETBALL

UPDATED CAREER RECORD BOOK

CAREER SCORING LEADERS

Rk.	Player	Years	Points
1.	Charles Smith	1994-97	1,993
2.	Kenny Thomas	1996-99	1,931
3.	Lamont Long	1997-00	1,840
4.	Clayton Shields	1995-98	1,837
5.	Kendall Williams	2011-14	1,813
6.	Ruben Douglas	2001-03	1,782
7.	Luc Longley	1988-91	1,769
8.	Hunter Greene	1984-88	1,745
9.	Rob Robbins	1988-91	1,739
10.	Jamal Mashburn, Jr.	2022-24	1,629
11.	Jaelen House	2022-24	1,561
12.	Willie Long	1969-71	1,542
13.	Mel Daniels	1965-67	1,537
14.	Phil Smith	1981-84	1,477
15.	Kelvin Scarborough	1984-87	1,469
16.	Dairese Gary	2008-11	1,458
17.	Willie Banks	1989-92	1,394
18.	Kenny Page	1980-81	1,387
19.	Donovan Dent	2023-pres.	1,342
20.	Makuach Maluach	2018-21	1,308

CAREER REBOUNDING LEADERS

Rk.	Player	Years	Rebs
1.	Kenny Thomas	1996-99	1,032
2.	Luc Longley	1988-91	922
3.	Mel Daniels	1965-67	853
4.	Willie Long	1969-71	800
5.	Clayton Shields	1995-98	758
6.	Tom King	1960-61	749
7.	Lamont Long	1997-00	698
8.	Alex Kirk	2011-14	685
9.	Drew Gordon	2011-12	661
10.	Nelly Jr. Joseph	2024-pres.	657

CAREER ASSIST LEADERS

Rk.	Player	Years	Assists
1.	Darrell McGee	1987-90	684
2.	Phil Smith	1981-84	630
3.	Kendall Williams	2011-14	617
4.	Kelvin Scarborough	1984-87	574
5.	Dairese Gary	2008-11	564
6.	Petie Gibson	1969-71	560
7.	Donovan Dent	2023-pres.	476
8.	David Gibson	1995-98	460
9.	Willie Banks	1989-92	419
10.	Jaelen House	2022-24	395

CAREER DOUBLE-DOUBLE LEADERS

Rk.	Player	Years	DDs
1.	Mel Daniels	1965-67	44
2.	Willie Long	1969-71	43
3.	Kenny Thomas	1996-99	41
4.	Ira Harge	1963-64	37
5.	Luc Longley	1988-91	35
6.	Drew Gordon	2011-12	32
7.	Nelly Jr. Joseph	2024-pres.	25
	Tom King	1960-61	25
9.	Alex Kirk	2011-14	24
	Bill Hagins	1974-75	24
	Darryl Minniefield	1972-73	24

CAREER FIELD GOAL LEADERS

Rk.	Player	Years	FGs
1.	Charles Smith	1994-97	737
2.	Luc Longley	1988-91	696
3.	Kenny Thomas	1996-99	666
4.	Hunter Greene	1984-88	650
5.	Lamont Long	1997-00	647
6.	Clayton Shields	1995-98	641
7.	Mel Daniels	1965-67	594
8.	Rob Robbins	1988-91	583
9.	Jamal Mashburn, Jr.	2022-24	568
10.	Willie Long	1969-71	560
11.	Kenny Page	1980-81	553
12.	Ruben Douglas	2001-03	538
13.	Kendall Williams	2011-14	526
14.	Willie Banks	1989-92	509
	Francis Grant	1960-62	509
16.	Kelvin Scarborough	1984-87	499
17.	Donovan Dent	2023-pres.	497
18.	Jaelen House	2022-24	496
19.	Marvin Johnson	1977-78	490
20.	Tony Danridge	2005-09	485

CAREER FREE THROW LEADERS

Rk.	Player	Years	Gms	FTs
1.	Kendall Williams	2011-14	556	
2.	Phil Smith	1981-84	547	
3.	Dairese Gary	2008-11	537	
4.	Kenny Thomas	1996-99	534	
5.	Ruben Douglas	2001-03	488	
6.	Kelvin Scarborough	1984-87	441	
7.	Willie Long	1969-71	422	
8.	Jaelen House	2022-24	405	
9.	Cameron Bairstow	2011-14	401	
10.	Elijah Brown	2016-17	399	
	Lamont Long	1997-00	399	
12.	Luc Longley	1988-91	377	
13.	Hunter Greene	1984-88	359	
14.	Jamal Mashburn, Jr.	2022-24	356	
15.	Mel Daniels	1965-67	349	
16.	Toby Roybal	1953-56	319	
17.	Ron Becker	1968-70	317	
18.	Charles Smith	1994-97	312	
19.	Rob Robbins	1988-91	309	
20.	Donovan Dent	2023-pres.	305	

CAREER STEAL LEADERS

Rk.	Player	Years	Steals
1.	Kelvin Scarborough	1984-87	235
2.	Jaelen House	2022-24	224
3.	Hunter Greene	1984-88	203
4.	Phil Smith	1981-84	197
5.	Kendall Williams	2011-14	186
6.	Lamont Long	1997-00	184
7.	Willie Banks	1989-92	182
8.	Charles Smith	1994-97	178
9.	Darrell McGee	1987-90	168
10.	Dairese Gary	2008-11	162
11.	Mark Walters	2003-06	153
12.	Hugh Greenwood	2012-15	149
13.	David Gibson	1995-98	145
14.	Alan Dolensky	1981-84	142
15.	Roman Martinez	2007-10	136
16.	Donovan Dent	2023-pres.	131
17.	Royce Olney	1995-98	130
18.	Jamal Fenton	2010-13	117
19.	Tru Washington	2024-pres.	113
20.	Kenny Thomas	1996-99	112

CAREER BLOCK LEADERS

Rk.	Player	Years	Blocks
1.	Luc Longley	1988-91	336
2.	Kenny Thomas	1996-99	239
3.	Khari Jaxon	1991-93	220
4.	Alex Kirk	2011-14	168
5.	Wayland White	2000-01	137
6.	Obij Aget	2014-17	129
7.	Rob Loeffel	1987-89	126
8.	Joe Furstinger	2015-18	107
9.	A.J. Hardeman	2009-12	100
10.	Nelly Junior Joseph	2024-pres.	99
	Cameron Bairstow	2011-14	99
12.	Daniel Faris	2006-09	98
13.	Charles Smith	1994-97	95
14.	Danny Granger	2004-05	91
15.	Donovan Dent	2023-pres.	77
	Lewis LaMar	1992-94	77
17.	David Chiotti	2003-06	74
18.	Drew Gordon	2011-12	69
19.	JT Toppin	2024	68
20.	Chad Bell	2002-03	63

CAREER 10-ASSIST GAMES LEADERS

Rk.	Player	Years	10a Gms
1.	Phil Smith	1981-84	16
2.	Darrell McGee	1987-90	13
3.	Kelvin Scarborough	1984-87	9
4.	Donovan Dent	2023-pres.	7



2024-25 LOBO BASKETBALL

NEW MEXICO UTEP

74
70

GAME #0 (exhibition)
Oct. 28, 2024
The Pit (10,359)
Albuquerque, NM

UTEP	FG	3FG	FT	O-D-T	PF	TP	A	TO	BS	S	MP
Frazier*	8-14	4-6	1-1	1-0-1	3	21	1	0	1	2	22
34 Kalu*	3-6	0-0	1-2	2-2-4	3	7	0	0	0	0	17
4 Camper*	1-5	0-1	0-0	0-2-2	3	2	1	1	0	2	30
5 Terrell*	2-6	0-0	1-1	2-0-2	5	5	4	1	0	3	22
13 Barnes*	2-8	1-4	2-2	0-3-3	4	7	4	2	0	3	27
1 Thomas	1-4	1-2	1-2	0-2-2	1	4	1	0	0	0	16
3 Hebb	1-1	0-0	0-0	0-0-0	0	2	0	2	0	0	5
11 Horton	0-3	0-3	2-2	0-3-3	5	2	0	1	0	0	20
12 Bynum	2-10	1-6	1-1	0-4-4	1	6	1	2	0	2	19
32 Hamilton	5-7	0-0	0-0	3-2-5	2	10	0	0	0	0	11
33 Jones	1-6	0-2	2-2	0-1-1	0	4	0	1	2	0	11
TEAM				1-2-3							
Totals	26-70	7-24	11-13	9-21-30	27	70	12	11	3	12	200
UNM	FG	3FG	FT	O-D-T	PF	TP	A	TO	BS	S	MP
8 Borovicainin*	0-2	0-1	1-1	1-3-5	0	1	2	1	0	1	20
22 Amzli*	1-8	0-5	4-4	2-9-11	0	6	1	1	0	0	20
23 Joseph*	3-7	0-0	1-5	4-12-16	3	7	1	4	5	0	30
2 Dent*	5-6	1-1	8-10	0-0-0	2	19	5	5	0	0	32
3 Washington*	5-12	3-5	4-5	2-4-6	1	17	2	2	0	4	28
0 Noland	0-4	0-3	2-2	0-1-1	1	2	0	4	0	1	16
1 Appelhans	0-3	0-3	4-4	0-3-3	0	4	0	1	0	1	8
4 Dotson	0-1	0-1	1-2	0-1-1	1	1	0	3	1	0	8
6 Atiki	1-2	0-0	2-2	3-1-4	3	4	1	2	0	1	10
7 Sacko	2-4	0-1	0-0	2-0-2	0	4	1	0	2	0	12
11 Webb	1-2	0-1	0-1	0-1-1	1	2	0	1	1	1	8
24 Milicevic	3-4	1-2	0-0	1-2-3	1	7	1	1	1	0	8
TEAM				3-0-3							
Totals	21-55	5-23	27-36	19-37-56	13	74	14	25	11	9	200
1st	30	40	70								
2nd	36	38	74								
Total											
FG%	37.1	29.2	84.6								
3FG%	38.2	21.7	75.0								
FT%											

Points in the Paint-UTEP 38, UNM 28; Points off Turnovers-UTEP 17, UNM 14
2nd Chance Points-UTEP 10, UNM 19; Fast Break Points-UTEP 10, UNM 16
Bench Points-UTEP 28, UNM 24. Score Tied-2 times. Lead changed-4 times.
Largest lead-UTEP by 1 1st-9:50, UNM by 14 2nd-5:01.
UTEP led for 0:46, UNM led for 38:38, Game tied 0:36.
Officials: Mike Littlewood, Deldre Carr, Bianca Burns
Technical: none

NEW MEXICO NICHOLLS

91
84

GAME #1
Nov. 4, 2024
The Pit (10,609)
Albuquerque, NM

NICH (0-1)	FG	3FG	FT	O-D-T	PF	TP	A	TO	BS	S	MP
6 Myles*	3-6	1-3	0-0	1-4-5	5	7	1	1	0	1	14
15 West*	3-7	0-0	4-5	3-6-9	3	10	2	4	3	0	35
1 English*	2-10	1-3	2-6	0-4-4	2	7	8	5	0	0	27
2 Brown*	8-16	6-12	1-2	1-3-4	2	23	3	1	0	0	39
10 Cornish*	4-16	4-14	2-2	1-6-7	3	14	0	1	0	1	26
0 Collins	3-3	0-0	0-0	2-3-5	5	6	1	1	0	0	18
3 Searles	1-4	0-1	0-1	0-4-4	0	2	1	0	1	0	8
5 Malone	1-1	0-0	0-0	1-2-3	1	2	1	3	0	1	14
9 Gray	5-9	3-4	0-0	2-1-3	3	13	1	0	0	1	19
TEAM				3-2-5							
Totals	30-72	15-37	9-16	14-35-49	24	84	18	17	4	4	200
UNM (1-0)	FG	3FG	FT	O-D-T	PF	TP	A	TO	BS	S	MP
8 Borovicainin*	2-6	1-4	0-0	2-5-7	2	5	2	1	0	0	19
22 Amzli*	5-15	1-9	2-2	5-8-13	3	13	2	0	2	0	32
23 Joseph*	9-15	0-0	10-12	6-10-16	2	28	2	3	3	2	36
2 Dent*	5-11	0-2	5-7	0-0-0	0	15	11	2	1	1	38
3 Washington*	4-8	2-3	2-2	1-3-4	4	12	0	1	0	2	20
0 Noland	4-14	1-9	1-3	2-1-3	2	10	1	1	3	1	22
1 Appelhans	1-4	0-0	0-0	0-0-0	0	3	0	0	0	1	9
4 Dotson	1-4	1-4	0-2	0-0-0	2	3	0	0	0	0	10
6 Atiki	0-3	0-0	0-0	0-1-1	0	0	0	0	1	0	4
11 Webb	0-0	0-0	0-0	0-0-0	0	0	0	0	0	0	1
24 Milicevic	0-1	0-1	2-4	0-1-1	1	2	0	0	0	1	8
TEAM				2-3-5							
Totals	31-81	7-36	22-32	18-32-50	16	91	18	8	10	10	200
1st	43	41	84								
2nd	48	43	91								
Total											
FG%	38.3	19.4	68.8								
3FG%											
FT%											

Points in the Paint-NICH 30, UNM 46; Points off Turnovers-NICH 6, UNM 23
2nd Chance Points-NICH 16, UNM 17; Fast Break Points-NICH 13, UNM 27
Bench Points-NICH 23, UNM 18. Score Tied-7 times. Lead changed-2 times.
Largest lead-NICH by 3 1st-10:33, UNM by 12 2nd-7:07.
NICH led for 4:09, UNM led for 32:02, Game tied 3:49.
Officials: Scott Brown, Jim Bruno, Crystal Hogan
Technical: none

NEW MEXICO #22 UCLA

72
64

GAME #2
Nov. 8, 2024
Lee's Family Forum (1,497)
Henderson, NV

UNM (2-0)	FG	3FG	FT	O-D-T	PF	TP	A	TO	BS	S	MP
8 Borovicainin*	2-2	2-2	0-0	0-2-2	3	6	3	1	0	0	24
22 Amzli*	3-7	2-4	0-0	0-4-4	4	8	0	3	2	0	28
23 Joseph*	5-9	0-0	6-8	4-8-12	3	16	0	4	1	2	33
2 Dent*	8-13	0-1	1-4	0-1-1	1	17	8	9	0	2	34
3 Washington*	1-7	0-3	1-2	2-3-5	2	3	2	3	0	5	30
0 Noland	2-5	1-2	8-8	0-1-1	5	13	1	0	0	3	19
1 Appelhans	1-1	1-1	0-0	0-1-1	1	3	0	0	0	0	4
4 Dotson	0-1	0-1	0-0	0-1-1	0	0	0	2	0	0	6
6 Atiki	2-2	0-0	0-0	0-1-1	1	4	0	0	0	0	7
7 Sacko	1-1	0-0	0-1	0-1-1	4	2	0	0	0	0	10
11 Webb	0-1	0-1	0-0	0-0-0	0	0	0	0	0	0	2
24 Milicevic	0-0	0-0	0-0	0-0-0	2	0	0	0	0	0	2
TEAM				2-3-5							
Totals	25-49	6-15	16-23	8-26-34	26	72	14	24	3	12	200
UCLA (1-1)	FG	3FG	FT	O-D-T	PF	TP	A	TO	BS	S	MP
3 Dailey*	1-3	1-2	2-2	1-2-3	4	5	1	2	0	0	15
34 Bilodeau*	8-20	2-7	5-8	7-8-15	3	23	0	3	1	2	33
0 Johnson*	2-4	0-2	3-4	2-2-4	4	7	5	1	0	1	26
2 Andrews*	2-6	0-3	0-0	0-0-0	2	4	2	6	0	1	30
55 Clark*	3-9	1-4	0-0	0-0-0	2	7	1	1	0	6	29
1 Perry	1-4	1-2	5-7	1-2-3	3	8	2	1	0	2	23
10 Stefanovic	1-4	0-3	0-0	2-1-3	2	2	0	3	0	0	15
12 Mack	0-0	0-0	2-2	0-0-0	1	2	2	3	0	0	10
15 Mara	0-0	0-0	0-0	0-0-0	1	0	0	0	0	0	5
24 Kyle	2-5	0-0	2-4	0-4-4	2	6	0	1	2	0	15
TEAM				1-1-2							
Totals	20-55	5-23	19-27	14-20-34	24	64	13	21	3	12	200
1st	41	31	72								
2nd	30	34	64								
Total											
FG%	36.4	21.7	70.4								
3FG%											
FT%											

Points in the Paint-UNM 36, UCLA 24; Points off Turnovers-UNM 21, UCLA 15
2nd Chance Points-UNM 2, UCLA 12; Fast Break Points-UNM 17, UCLA 10
Bench Points-UNM 27, UCLA 18. Score Tied-1 time. Lead changed-0 times.
Largest lead-UNM by 16 2nd-14:29, UCLA - none.
UNM led for 39:31, UCLA led for 0:00, Game tied 0:29.
Officials: Paul Szelc, Mike Reed, Keith Kimble
Technical: none

NEW MEXICO TAMU-CC

100
81

GAME #3
Nov. 12, 2024
The Pit (11,160)
Albuquerque, NM

TAMU-CC (1-2)	FG	3FG	FT	O-D-T	PF	TP	A	TO	BS	S	MP
6 S.Williams*	4-8	0-0	0-2	3-3-6	2	8	0	1	0	1	19
12 Dease*	5-6	0-1	1-2	2-5-7	1	11	7	4	0	0	27
33 Clark*	5-8	1-2	8-9	1-4-5	3	19	1	2	0	0	29
2 Roberts*	2-6	2-5	0-0	0-2-2	2	6	0	1	1	0	18
10 L.Williams*	2-5	0-0	1-5	0-3-3	3	5	3	2	1	1	20
0 Torbor	0-0	0-0	0-0	0-0-0	1	0	0	1	0	1	3
1 Wright-Forde	3-5	0-0	3-5	0-2-2	3	9	2	3	1	0	15
3 Villegas	0-0	0-0	0-0	0-0-0	0	0	0	0	0	0	4
4 Parker	0-4	0-4	1-2	0-1-1	3	1	4	3	0	1	12
5 Dennis	3-3	1-1	0-2	0-0-0	2	7	2	0	0	0	10
13 Jackson	4-5	0-0	1-4	0-5-5	4	9	1	0	1	1	22
21 Walker	0-1	0-0	0-0	0-1-1	2	0	0	2	0	1	7
24 Potter	1-4	1-3	3-4	0-0-0	0	6	0	3	0	1	14
TEAM				3-4-7							
Totals	29-55	5-16	18-35	9-30-39	26	81	20	22	4	7	200
UNM (3-0)	FG	3FG	FT	O-D-T	PF	TP	A	TO	BS	S	MP
8 Borovicainin*	0-5	0-2	0-0	1-0-1	2	0	0	1	0	0	14
22 Amzli*	3-9	1-5	5-6	2-5-7	3	12	2	4	2	2	27
23 Joseph*	5-6	0-0	0-3	3-6-9	4	10	2	1	2	2	16
2 Dent*	7-10	1-1	10-14	0-0-0	2	25	10	0	0	2	30
3 Washington*	5-12	1-4	4-7	3-2-5	3	15	2	1	0	2	31
0 Noland	1-7	1-5	2-2	0-3-3	5	5	1	3	0	3	16
1 Appelhans	1-1	1-1	0-0	0-2-2	0	3	0	0	0	1	10
4 Dotson	6-7	3-4	3-4	0-1-1	2	18	3	1	0	2	15
6 Atiki	4-4	0-0	1-3	1-4-5	2	9	2	0	5	0	21
7 Sacko	1-1	1-1	0-0	0-1-1	4	3	0	1	0	1	14
11 Webb	0-0	0-0	0-0	0-1-1	0	0	0	1	0	0	4
24 Milicevic	0-0	0-0	0-0	0-0-0	1	0	0	0	0	0	2
TEAM				1-1-2				1			
Totals	33-62	9-23	25-39	11-26-37	28	100	22	14	9	15	200
		1st	2nd	Total		FG%	3FG%		FT%		
A&M-Corpus Christi	34	47	81			52.7	31.3		51.4		
New Mexico	49	51	100			53.2	39.1		64.1		



2024-25 LOBO BASKETBALL

NEW MEXICO TEXAS SOUTHERN 68

GAME #6
Nov. 24, 2024
The Pit (11,286)
Albuquerque, NM

TXSO (1-5)	FG	3FG	FT	O-D-T	PF	TP	A	TO	BS	S	MP
1 Hunter*	4-12	0-0	0-0	1-4-5	4	8	0	1	2	1	30
0 Jackson-Posey*	1-3	1-3	0-0	0-3-3	2	3	1	2	0	0	11
2 McClain*	6-12	2-5	11-	0-1-1	3	15	6	5	0	0	28
7 Hayes*	2-7	2-2	4-4	1-0-1	0	10	3	1	0	1	25
23 Posey*	1-2	0-0	0-0	0-1-1	5	2	0	2	0	0	14
5 Wysinger	2-4	1-1	7-8	0-4-4	0	12	2	1	0	0	16
8 Anderson	1-4	0-0	1-2	0-2-2	1	3	1	1	0	1	22
12 Morte	2-5	1-2	0-0	0-4-4	2	5	1	0	0	0	13
14 Granger	2-3	2-3	0-0	1-2-3	1	6	0	1	0	1	17
20 Koureissi	2-6	0-1	0-2	3-4-7	0	4	0	3	1	0	19
32 Farooq	0-1	0-1	0-0	0-0-0	0	0	0	1	0	0	6
TEAM				3-2-5							
Totals	23-59	9-18	13-17	9-27-36	19	68	14	20	3	4	200
UNM (5-1)	FG	3FG	FT	O-D-T	PF	TP	A	TO	BS	S	MP
22 Amzli*	6-15	2-6	4-6	0-2-2	1	18	1	0	0	0	29
23 Joseph*	2-4	0-1	4-6	1-7-8	3	8	1	2	3	2	23
0 Noland*	3-6	0-2	0-1	2-6-8	2	6	1	1	0	2	21
2 Dent*	4-9	0-1	3-4	1-1-2	2	11	5	0	1	1	25
3 Washington*	8-13	3-4	0-1	5-5-10	1	19	3	1	0	4	28
1 Appelhans*	1-3	1-2	0-0	0-0-0	0	3	2	0	2	1	14
4 Dotson	3-6	3-5	1-2	0-0-0	1	10	2	0	0	0	15
6 Atiki	2-4	0-0	0-0	2-0-2	0	4	1	1	2	0	13
7 Sacko	2-3	0-1	0-0	1-0-1	2	4	0	1	1	0	5
8 Borovicinan	5-6	1-2	0-0	0-4-4	2	11	2	1	0	0	10
11 Webb	1-2	0-0	0-1	1-1-2	1	2	0	0	0	0	8
24 Milicevic	1-4	1-3	0-0	0-1-1	1	3	1	0	0	0	10
TEAM				1-2-3							
Totals	38-75	11-27	12-21	14-29-43	16	99	19	7	9	10	200
1st	31	37	68								
2nd	38	61	99								
FG%	50.7	40.7	57.1								
3FG%											
FT%											

Points in the Paint-TXSO 18, UNM 52; Points off Turnovers-TXSO 2, UNM 30
2nd Chance Points-TXSO 6, UNM 24; Fast Break Points-TXSO 14, UNM 29
Bench Points-TXSO 30, UNM 37. Score Tied-2 times. Lead changed-2 times.
Largest lead-TXSO by 2 1st-2:27, UNM by 39 2nd-3:31.
TXSO led for 0:32, UNM led for 37:13. Game tied 2:15.
Officials: Tommy Nunez, Crystal Hogan, Daniel Nguyen
Technical: UNM-Washington; TXSO-Coach Jones, Posey

ARIZONA STATE NEW MEXICO 82

GAME #7
Nov. 28, 2024
Acrisure Arena (732)
Palm Desert, CA

ASU (6-1)	FG	3FG	FT	O-D-T	PF	TP	A	TO	BS	S	MP
8 Jhjad*	5-9	3-4	7-10	2-4-6	4	20	0	1	0	1	26
21 Quintance*	2-8	0-1	0-3	4-4-8	2	4	1	1	3	1	29
1 Mason*	3-8	1-2	4-4	0-3-3	4	11	5	1	1	1	33
10 Freeman*	4-6	1-3	7-8	0-3-3	2	16	3	2	0	1	28
44 Miller*	3-6	2-3	0-0	0-1-1	2	8	2	2	0	1	28
3 Sanon	1-11	2-5	5-5	1-1-2	1	19	3	1	0	0	32
5 Ali	6-4	0-1	0-0	0-1-1	2	2	1	0	0	0	11
9 Phillips	2-3	0-0	1-2	0-4-4	4	5	1	1	0	0	14
TEAM				2-4-6							
Totals	26-55	9-19	24-32	9-25-34	22	85	16	10	4	5	200
UNM (5-2)	FG	3FG	FT	O-D-T	PF	TP	A	TO	BS	S	MP
22 Amzli*	6-16	3-9	13-14	3-5-8	4	28	0	2	0	0	35
23 Joseph*	1-3	0-0	1-1	2-5-7	4	3	1	5	0	1	25
0 Noland*	4-7	3-3	2-2	0-4-4	3	13	2	1	0	2	30
2 Dent*	9-21	0-1	12-15	0-1-1	2	30	7	0	1	0	35
3 Washington	1-8	0-3	0-0	3-2-5	4	2	0	0	0	2	27
1 Appelhans*	0-0	0-0	0-0	0-0-0	0	0	0	0	0	0	5
4 Dotson	0-0	0-0	0-0	0-0-0	0	0	0	0	0	0	5
6 Atiki	1-2	0-0	0-0	1-4-5	4	2	0	0	2	0	15
7 Sacko	0-1	0-0	0-0	0-1-1	1	0	0	2	0	0	5
8 Borovicinan	2-5	0-0	0-0	1-0-1	3	4	0	1	0	1	16
24 Milicevic	0-0	0-0	0-0	0-0-0	1	0	0	0	0	0	2
TEAM				4-1-5							
Totals	24-63	6-16	28-32	14-24-38	26	82	10	11	3	6	200
1st	34	51	85								
2nd	37	45	82								
FG%	47.3	47.4	75.0								
3FG%	38.1	37.5	87.5								
FT%											

Points in the Paint-ASU 26, UNM 34; Points off Turnovers-ASU 15, UNM 13
2nd Chance Points-ASU 10, UNM 8; Fast Break Points-ASU 5, UNM 7
Bench Points-ASU 26, UNM 6. Score Tied-10 times. Lead changed-7 times.
Largest lead-ASU by 13 1st-5:48, UNM by 9 2nd-15:18.
ASU led for 18:09, UNM led for 17:08. Game tied 4:43.
Officials: Terry Oglesby, Bill Vinovich, Alexander Thompson
Technical: ASU-Phillips, Coach Hurley

NEW MEXICO USC 83

GAME #8
Nov. 29, 2024
Acrisure Arena (310)
Palm Desert, CA

USC (5-3)	FG	3FG	FT	O-D-T	PF	TP	A	TO	BS	S	MP
0 Thomas*	4-7	1-4	0-0	0-7-7	2	9	5	5	0	3	37
5 Williams*	3-6	2-4	3-4	0-4-4	0	11	2	1	0	1	27
33 Cohen*	6-9	0-0	2-3	1-0-1	2	14	0	0	0	0	17
1 Claude*	5-9	1-1	2-2	0-2-2	2	13	2	3	0	3	32
7 Agbo*	4-12	3-6	2-2	2-5-7	5	13	2	3	0	2	40
2 Elohim	0-0	0-0	0-0	0-2-2	1	0	0	1	0	0	9
3 Knowling	1-4	0-0	0-0	1-1-2	2	2	0	0	0	0	11
4 Pope	0-0	0-0	0-0	0-0-0	1	0	0	0	0	0	0+
6 Yates	0-2	0-1	0-0	1-0-1	0	0	1	1	0	0	6
8 Patton	3-4	0-0	1-3	1-2-3	2	7	0	0	0	1	7
9 Shelley	0-1	0-1	1-2	0-0-0	1	1	1	0	0	0	6
12 Agee	1-1	0-0	1-2	0-0-0	0	3	0	1	0	0	8
TEAM				2-1-3							
Totals	27-55	7-17	12-18	8-24-32	18	73	13	16	0	11	200
UNM (6-2)	FG	3FG	FT	O-D-T	PF	TP	A	TO	BS	S	MP
22 Amzli*	3-6	1-2	3-5	1-2-3	0	10	0	3	0	1	29
23 Joseph*	5-8	0-0	5-6	4-2-6	2	15	1	2	2	0	26
0 Noland*	3-8	0-4	0-4	0-3-3	3	6	0	1	0	2	23
2 Dent*	6-12	1-2	4-4	1-5-6	1	17	11	4	1	1	36
3 Washington*	7-12	3-7	3-4	1-3-4	1	20	4	3	0	2	32
1 Appelhans*	3-7	2-5	1-1	1-0-1	1	9	0	0	0	0	17
4 Dotson	0-0	0-0	0-0	0-0-0	2	0	0	0	0	0	4
6 Atiki	2-2	0-0	0-0	0-3-3	1	4	0	0	2	0	12
8 Borovicinan	0-1	0-0	0-0	0-0-0	0	0	0	0	0	1	8
11 Webb	0-0	0-0	0-0	0-0-0	2	0	0	1	0	0	2
24 Milicevic	1-2	0-0	0-0	1-1-2	1	2	1	0	0	1	11
TEAM				2-2-4							
Totals	30-58	7-21	16-24	11-21-32	14	83	17	14	5	8	200
1st	30	43	73								
2nd	39	44	83								
FG%	51.7	33.3	66.7								
3FG%											
FT%											

Points in the Paint-USC 38, UNM 40; Points off Turnovers-USC 16, UNM 17
2nd Chance Points-USC 9, UNM 12; Fast Break Points-USC 8, UNM 12
Bench Points-USC 13, UNM 15. Score Tied-1 time. Lead changed-4 times.
Largest lead-USC by 4 1st-17:35, UNM by 20 2nd-5:58.
USC led for 2:21, UNM led for 35:59, Game tied 1:40.
Officials: John Hampton, Michael Greenstein, Bill Vinovich
Technical: none

NEW MEXICO SAN JOSE ST 77

GAME #9
Dec. 4, 2024
The Pit (10,658)
Albuquerque, NM

SJSU (4-6, 0-1)	FG	3FG	FT	O-D-T	PF	TP	A	TO	BS	S	MP
22 Valhola*	3-3	0-0	4-6	3-8-11	2	10	3	3	4	0	23
0 Yap*	0-7	0-4	0-0	1-4-5	4	0	4	2	0	0	33
1 McClendon*	6-12	4-7	4-4	0-1-1	2	20	2	0	1	1	35
6 Hall*	3-13	0-2	2-3	1-5-6	4	8	2	2	0	2	30
9 Udjuje*	8-14	3-4	3-3	0-1-1	3	22	1	3	0	3	35
5 Davis	1-3	0-1	4-5	1-2-3	2	6	0	0	0	0	27
13 Washington	1-2	1-1	0-0	0-0-0	1	3	1	1	0	0	10
24 NgaNga	3-3	2-2	0-0	0-1-1	4	8	0	1	0	1	7
TEAM				1-2-3							
Totals	25-56	10-21	17-21	7-24-31	22	77	13	10	7	6	200
UNM (7-2, 1-0)	FG	3FG	FT	O-D-T	PF	TP	A	TO	BS	S	MP
22 Amzli*	6-12	1-3	6-9	5-4-9	2	19	3	0	2	1	37
23 Joseph*	5-11	0-0	6-6	2-8-10	3	16	2	2	0	1	35
1 Appelhans*	1-5	1-4	0-0	0-2-2	0	3	1	0	1	0	19
2 Dent*	6-16	1-2	7-10	0-3-3	2	20	5	4	1	1	38
3 Washington*	5-13	3-7	0-0	2-3-5	0	13	2	2	0	0	31
4 Dotson	0-0	0-0	0-0	0-0-0	1	0	1	0	0	0	2
6 Atiki	1-2	0-0	1-2	1-0-1	2	3	0	0	0	2	5
7 Sacko	0-1	0-0	0-2	0-0-0	0	0	0	0	0	1	2
8 Borovicinan	4-5	1-1	0-1	1-6-7	2	9	3	0	0	1	31
24 Milicevic	0-0	0-0	0-0	0-0-0	1	0	0	0	0	0	1
TEAM				5-0-5							
Totals	28-65	7-17	20-30	16-26-42	13	83	17	9	4	7	200
1st	38	39	77								
2nd	39	44	83								
FG%	43.1	41.2	66.7								
3FG%											
FT%											

Points in the Paint-SJSU 30, UNM 40; Points off Turnovers-SJSU 9, UNM 6
2nd Chance Points-SJSU 5, UNM 8; Fast Break Points-SJSU 9, UNM 12
Bench Points-SJSU 17, UNM 12. Score Tied-5 times. Lead changed-15 times.
Largest lead-SJSU by 13 1st-14:59, UNM by 6 2nd-0:03.
SJSU led for 31:16, UNM led for 5:17. Game tied 3:27.
Officials: Nate Harris, Randy Richardson, Kevin Brill
Technical: none

NEW MEXICO ST. NEW MEXICO 83 OT

GAME #10
Dec. 7, 2024
The Pit (15,411)
Albuquerque, NM

NMSU (4-5)	FG	3FG	FT	O-D-T	PF	TP	A	TO	BS	S
------------	----	-----	----	-------	----	----	---	----	----	---



2024-25 LOBO BASKETBALL

NEW MEXICO VCU

78
71

GAME #12
Dec. 18, 2024
The Pit (11,483)
Albuquerque, NM

VCU (9-3)	FG	3FG	FT	O-D-T	PF	TP	A	TO	BS	S	MP
21 Fermin*	0-0	0-0	0-0	0-2-2	4	0	2	0	1	0	21
1 Russell*	3-7	1-3	6-7	1-3-4	4	13	1	2	0	1	23
4 Clark*	0-5	0-3	0-0	1-3-4	3	0	1	0	0	1	17
11 Shulga*	6-11	3-7	5-7	0-1-1	2	20	0	3	0	2	35
22 Bamisile*	4-11	2-7	2-3	0-4-4	0	12	2	1	1	2	25
0 Jennings	2-2	0-0	0-1	0-1-1	1	4	2	1	1	1	10
2 Jackson	4-9	2-6	0-1	0-2-2	3	10	2	1	0	1	25
5 Billups	1-4	1-4	0-0	0-2-2	0	3	1	0	0	0	14
6 Hill	1-3	1-1	0-0	0-0-0	0	3	0	1	0	0	5
8 Belle	3-4	0-0	0-5	1-4-5	1	6	2	0	0	0	15
9 Bamgboye	0-1	0-0	0-0	1-1-2	3	0	0	1	3	0	12
TEAM				3-3-6							
Totals	24-57	10-31	13-24	7-26-33	21	71	13	12	6	8	200
UNM (10-3)	FG	3FG	FT	O-D-T	PF	TP	A	TO	BS	S	MP
8 Borovicanin*	1-6	0-1	0-0	5-4-9	3	2	0	1	0	0	33
22 Amzli*	5-12	0-2	5-7	2-6-8	0	15	0	0	0	1	34
23 Joseph*	5-11	0-0	5-8	6-5-11	2	15	1	4	1	2	31
0 Noland*	0-2	0-2	0-0	0-3-3	5	0	1	1	0	0	17
2 Dent*	14-26	2-4	10-11	0-5-5	1	40	4	3	0	1	39
1 Appelhans	1-2	1-1	1-2	0-1-1	5	4	0	1	0	0	17
4 Dotson	1-4	0-0	0-3-3	0-0-0	0	2	0	1	0	2	15
6 Atiki	0-1	0-0	0-2	0-0-0	2	0	0	0	0	1	9
24 Milicevic	0-0	0-0	0-0	0-1-1	1	0	0	0	0	0	6
TEAM				3-3-6							
Totals	27-64	3-11	21-30	16-31-47	19	78	6	11	1	7	200
VCU		1st	2nd	Total		FG%	3FG%	FT%			
New Mexico		30	41	71		42.1	32.3	54.2			
		37	41	78		42.2	27.3	70.0			

Points in the Paint-VCU 26, UNM 44; Points off Turnovers-VCU 8, UNM 15
2nd Chance Points-VCU 8, UNM 16; Fast Break Points-VCU 12, UNM 11
Bench Points-VCU 26, UNM 6, Score Tied-0 times. Lead changed-2 times.
Largest lead-VCU by 1 1st-12:20, UNM by 15 2nd-15:43.
VCU led for 1:09, UNM led for 38:22, Game tied 0:29.
Officials: Mike Reed, Verne Harris, Amy Bonner
Technical: none

NEW MEXICO COLORADO ST.

76
68

GAME #13
Dec. 28, 2024
Moby Arena (4,772)
Fort Collins, CO

UNM (10-3, 2-0)	FG	3FG	FT	O-D-T	PF	TP	A	TO	BS	S	MP
8 Borovicanin*	4-4	2-2	0-1	1-3-4	3	10	1	1	1	4	24
22 Amzli*	5-10	0-2	4-4	3-2-5	4	14	1	1	0	1	31
23 Joseph*	4-9	0-0	1-2	2-9-11	3	9	1	2	0	0	24
2 Dent*	7-16	0-1	0-0	0-2-2	1	14	6	3	0	0	36
3 Washington*	0-7	0-3	2-2	1-1-2	1	2	1	1	0	1	20
0 Noland	5-7	1-2	0-0	1-3-4	1	11	1	4	0	0	20
1 Appelhans	1-2	1-2	0-0	1-0-1	1	3	1	0	0	2	16
4 Dotson	2-4	2-2	0-0	0-0-0	1	6	0	0	0	2	4
6 Atiki	1-2	0-0	0-0	0-0-0	0	2	0	0	0	0	9
24 Milicevic	2-2	1-1	0-0	0-0-0	0	5	1	0	0	0	16
TEAM				2-1-3							
Totals	31-63	7-15	7-9	11-21-32	15	76	13	12	1	10	200
CSU (7-6, 1-1)	FG	3FG	FT	O-D-T	PF	TP	A	TO	BS	S	MP
0 Evans*	3-7	2-4	2-2	1-3-4	1	10	3	3	1	1	32
10 Clifford*	7-17	0-5	3-3	3-4-7	2	17	6	4	1	3	38
15 Lake*	4-10	1-7	0-0	0-2-2	1	9	2	1	1	2	29
21 Mbemba*	2-3	0-0	2-2	1-2-3	2	6	1	3	1	1	17
25 Morton*	2-4	0-1	1-1	2-3-5	2	5	2	1	1	0	19
8 Crocker-Johnson	1-6	1-3	0-0	4-5-9	1	13	0	2	0	0	21
11 Williams	0-0	0-0	0-0	0-2-2	0	0	0	0	0	0	13
13 Born	0-2	0-0	0-0	0-0-0	0	0	1	2	0	1	8
35 Jorgensen	3-7	2-3	0-0	1-2-3	0	8	4	1	1	1	22
TEAM				0-0-0							
Totals	27-60	6-23	8-8	12-23-35	9	68	19	17	6	9	200
New Mexico		1st	2nd	Total		FG%	3FG%	FT%			
Colorado State		41	35	76		49.2	46.7	77.8			
		25	43	68		45.0	26.1	100.0			

Points in the Paint-UNM 40, CSU 40; Points off Turnovers-UNM 16, CSU 12
2nd Chance Points-UNM 7, CSU 16; Fast Break Points-UNM 6, CSU 11
Bench Points-UNM 27, CSU 21, Score Tied-2 times. Lead changed-2 times.
Largest lead-UNM by 21 1st-2:39, CSU by 2 1st-11:22.
UNM led for 35:06, CSU led for 0:26, Game tied 4:28.
Officials: Tommy Nunez, Alfred Smith, Scott Brown
Technical: none

NEW MEXICO FRESNO ST.

103
89

GAME #14
Dec. 31, 2024
Save Mart Center (5,583)
Fresno, CA

UNM (11-3, 3-0)	FG	3FG	FT	O-D-T	PF	TP	A	TO	BS	S	MP
8 Borovicanin*	1-4	0-1	1-2	1-3-4	3	3	1	0	1	1	16
22 Amzli*	8-13	4-6	3-4	0-5-5	3	23	1	6	0	0	32
23 Joseph*	4-6	0-0	4-4	1-11-12	3	12	2	1	4	1	31
2 Dent*	7-13	0-2	4-5	0-5-5	0	18	6	4	2	5	34
3 Washington*	6-9	2-2	0-0	0-1-1	1	14	6	2	0	0	29
0 Noland	11-17	1-6	0-0	1-2-3	1	23	3	2	0	1	22
1 Appelhans	1-4	1-4	0-0	0-0-0	0	3	0	0	0	0	14
4 Dotson	2-3	1-2	0-0	0-0-0	1	5	0	1	0	0	6
6 Atiki	0-0	0-0	0-0	1-2-3	2	0	1	0	1	1	5
7 Sacko	1-1	0-0	0-0	1-0-1	2	2	1	0	0	0	4
24 Milicevic	0-0	0-0	0-0	1-1-2	3	0	0	0	0	1	8
TEAM				1-0-1							
Totals	41-70	9-23	12-15	6-30-36	19	103	21	16	8	10	200
FSU (4-10, 0-3)	FG	3FG	FT	O-D-T	PF	TP	A	TO	BS	S	MP
3 Price*	3-9	0-1	9-14	5-6-11	4	15	2	3	3	6	34
11 Robinson*	2-9	2-7	0-0	0-4-4	2	6	1	1	0	0	23
23 Seck*	0-0	0-0	0-0	0-0-0	2	0	0	0	0	0	8
5 Weaver*	3-13	2-6	5-6	0-3-3	0	13	2	3	0	0	31
10 Collins*	8-11	1-1	3-4	1-1-2	3	20	2	4	0	0	32
0 Tremble	5-7	3-3	1-2	1-0-1	2	14	0	2	0	2	18
6 Bonga	0-0	0-0	0-0	0-0-0	0	0	0	0	0	0	1
8 Crawford	3-7	0-1	0-0	0-5-5	0	6	2	1	0	1	26
21 Amunike	5-11	2-3	3-5	1-1-2	2	15	1	0	0	1	27
TEAM				2-4-6							
Totals	29-67	10-22	21-31	10-24-34	15	89	10	15	4	10	200
New Mexico		1st	2nd	Total		FG%	3FG%	FT%			
Fresno State		53	50	103		58.6	39.1	80.0			
		36	53	89		43.3	45.5	67.7			

Points in the Paint-UNM 54, FSU 36; Points off Turnovers-UNM 21, FSU 18
2nd Chance Points-UNM 10, FSU 10; Fast Break Points-UNM 35, FSU 8
Bench Points-UNM 33, FSU 35, Score Tied-0 times. Lead changed-2 times.
Largest lead-UNM by 19 2nd-18:29, FSU by 1 1st-18:23.
UNM led for 39:09, FSU led for 0:30, Game tied 0:21.
Officials: Mike Reed, Nate Harris, Rob Kueneman
Technical: none

NEW MEXICO NEVADA

82
81 OT

GAME #15
Jan. 3, 2025
The Pit (14,622)
Albuquerque, NM

NEV (8-7, 0-4)	FG	3FG	FT	O-D-T	PF	TP	A	TO	BS	S	MP
4 Coleman*	5-8	2-4	0-0	0-0-0	2	12	1	2	0	1	39
11 Davidson*	4-11	4-8	6-8	2-4-6	4	18	4	2	5	0	41
42 Hymes*	2-5	0-0	4-9	3-1-4	2	8	1	1	1	2	20
8 Sanders*	6-18	1-2	8-11	1-4-5	2	21	4	3	1	1	39
20 Foster*	2-2	0-0	1-3	2-5-7	4	5	4	0	0	2	37
0 Bailey	2-3	0-0	0-0	0-3-3	4	4	0	0	0	1	17
7 Love	0-2	0-0	0-0	1-1-2	2	0	0	1	0	0	7
21 McBride	3-8	1-4	4-4	0-4-4	3	11	0	0	0	2	17
53 DuSell	1-2	0-1	0-0	0-0-0	5	2	1	0	0	0	8
TEAM				0-1-1							
Totals	25-59	8-19	23-35	9-23-32	28	81	15	10	7	9	225
UNM (12-3, 4-0)	FG	3FG	FT	O-D-T	PF	TP	A	TO	BS	S	MP
8 Borovicanin*	1-3	1-2	6-6	2-6-8	4	9	0	0	0	0	27
22 Amzli*	4-11	1-6	5-7	0-5-5	4	14	4	2	2	1	39
23 Joseph*	7-8	0-0	6-9	2-8-10	3	20	0	2	3	1	39
2 Dent*	6-11	0-0	8-9	0-0-0	3	20	6	5	1	1	39
3 Washington*	1-4	0-1	4-6	0-1-1	3	6	0	2	0	0	25
0 Noland	2-5	1-4	2-4	1-2-3	4	7	2	0	0	0	23
1 Appelhans	1-4	1-4	0-0	0-1-1	1	3	2	1	1	1	16
4 Dotson	0-1	0-0	0-0	0-0-0	0	0	0	1	0	1	6
6 Atiki	0-1	0-0	0-0	0-2-2	4	0	0	1	0	0	6
24 Milicevic	1-1	1-1	0-0	0-1-1	0	3	0	0	0	0	6
TEAM				1-3-4							
Totals	23-49	5-18	31-41	6-29-35	26	82	14	15	7	5	225
Nevada		1st	2nd	OT	Total		FG%	3FG%	FT%		
New Mexico		37	33	11	81		42.4	42.1	65.7		
		34	36	12	82		46.9	27.8	75.6		

Points in the Paint-NEV 30, UNM 32; Points off Turnovers-NEV 14, UNM 12
2nd Chance Points-NEV 7, UNM 11; Fast Break Points-NEV 12, UNM 14
Bench Points-NEV 17, UNM 13, Score Tied-18 times. Lead changed-18 times.
Largest lead-NEV by 4 1st-0:31, UNM by 8 1st-8:15.
NEV led for 10:54, UNM led for 27:18, Game tied 6:46.
Officials: Keith Kimble, Verne Harris, Amy Bonner
Technical: none

NEW MEXICO WYOMING

61
53

GAME #16
Jan. 7, 2025
Arena-Auditorium (2,938)
Laramie, WY

UNM (13-3, 5-0)	FG	3FG	FT	O-D-T	PF	TP	A	TO	BS	S	MP
8 Borovicanin*	6-10	3-6	1-1	2-9-11	1	16	0	0	0	0	31
22 Amzli*	0-7	0-4	0-0	0-2-2	3	0	1	3	1	0	24
23 Joseph*	5-10	0-0	2-4	4-8-12	3	12	0	3	2	0	37
2 Dent*	6-13	1-2	9-9	0-3-3	2	22	6	3	1	2	38
3 Washington*	1-7	0-3	1-2	0-3-3	2	3	0	0	1	2	26
0 Noland	0-3	0-2	2-2	0-1-1	3	2	0	0	0	0	14
1 Appelhans	0-0	0-0	0-0	0-0-0	1	0	0	0	0	1	7
4 Dotson	0-1	0-0	0-0	0-0-0	0	0	0	0	0	2	4
6 Atiki	0-1	0-0	0-0	0-1-1	0	0	0	1	0	0	1
24 Mileovic	1-5	1-4	3-4	1-1-2	2	6	1	0	0	0	18
TEAM				3-6-9							
Totals	19-57	5-21	18-22	10-34-44	17	61	8	10	5	7	200
UNW (9-7, 2-3)	FG	3FG	FT	O-D-T	PF	TP	A	TO	BS	S	MP
8 Henry*	4-10	0-0	2-4	0-5-5	5	10	0	2	1	1	25
2 Newton*	3-7	3-6	0-0	0-4-4	1	9	1	0	0	1	27
3 Willis*	0-6	0-3	0-0	0-0-0	3	0	1	0	0	0	18
7 Belic*	2-7	1-2	1-3	3-4-7	2	6	0	1	0	0	24
16 Nesbitt*	2-11	0-1	1-2	0-8-8	4	5	5	2	2	0	33
9 Magassa	5-5	0-0	0-0	2-3-5	0	10	0	0	1	0	24
11 Allen	2-9	1-5	6-8	0-5-5	2	11	2	2	1	0	34
12 Ebube	0-0	0-0	0-0	0-0-0	1	0	0	0	0	0	0
25 Tainamo	1-4	0-2	0-0	0-1-1	1	2	2	1	1	0	15
TEAM				4-2-6				3			
Totals	19-59	5-19	10-17	9-32-41	19	53	11	11	6	2	200
		1st	2nd	Total		FG%	3FG%	FT%			
New Mexico	18	43	61			33.3	23.8	81.8			
Wyoming	12	21	53			32.2	26.3	58.8			



2024-25 LOBO BASKETBALL

SAN JOSE STATE NEW MEXICO

71
70

GAME #18
Jan. 14, 2025
Provident Event Center (1,853)
San Jose, CA

UNM (14-4, 6-1)	FG	3FG	FT	O-D-T	PF	TP	A	TO	BS	S	MP
8 Borovicanin*	1-7	0-2	0-0	0-7-7	1	2	0	3	0	1	29
22 Amzil*	4-9	1-2	0-0	2-0-2	0	9	1	2	0	0	26
23 Joseph*	7-10	0-1	6-8	2-4-6	4	20	0	0	1	0	20
2 Dent*	7-14	0-2	3-4	0-2-2	1	17	5	1	0	1	34
3 Washington*	2-7	0-2	2-3	2-1-3	3	6	2	0	0	5	25
0 Noland	1-9	0-2	1-2	1-4-5	1	3	2	1	1	0	22
1 Appelhans	1-4	0-2	0-0	0-0-0	1	2	0	0	0	0	4
4 Dotson	0-0	0-0	0-0	0-0-0	0	0	0	1	0	0	5
6 Atiki	2-3	0-0	1-2	1-3-4	3	5	0	0	1	0	18
7 Sacko	0-0	0-0	0-0	0-0-0	0	0	0	0	0	0	2
24 Milicevic	2-3	2-2	0-0	2-2-4	0	6	0	0	0	0	15
TEAM				1-4-5							
Totals	27-66	3-15	13-19	11-27-38	14	70	10	8	3	7	200
SJSU (9-10, 2-5)	FG	3FG	FT	O-D-T	PF	TP	A	TO	BS	S	MP
22 Vainola*	9-16	0-0	0-1	3-6-9	2	18	1	2	1	0	31
0 Yap*	0-1	0-1	0-0	0-2-2	2	0	0	4	0	0	11
1 McClendon*	4-9	4-7	0-0	1-1-2	1	12	5	1	0	0	36
6 Hall*	1-4	0-1	0-0	0-5-5	4	2	1	1	1	1	29
9 Udjuje*	5-13	1-3	1-1	2-6-8	2	12	1	2	0	0	34
5 Davis	3-6	1-1	4-6	2-4-6	1	11	2	1	0	2	21
13 Washington	5-10	3-7	0-0	0-0-0	2	13	2	2	0	0	28
15 Marial	0-1	0-0	0-0	0-0-0	1	0	0	0	0	0	2
24 Ngala	1-5	1-2	0-0	0-1-1	0	3	1	0	0	1	9
TEAM				3-6-9							
Totals	28-65	10-22	5-8	11-31-42	15	71	13	14	2	4	200
	1st	2nd	Total								
New Mexico	35	35	70								
San Jose State	31	40	71								

Points in the Paint-UNM 42, SJSU 34; Points off Turnovers-UNM 11, SJSU 5
2nd Chance Points-UNM 17, SJSU 6; Fast Break Points-UNM 10, SJSU 11
Bench Points-UNM 16, SJSU 27; Score Tied-10 times. Lead changed-11 times.
Largest lead-UNM by 13 1st-9:50, SJSU by 4 2nd-4:22.
UNM led for 26:05, SJSU led for 5:53, Game tied 8:02.
Officials: Jeffrey Anderson, Tim Comer, Steve McKinnis
Technical: SJSU-Davis

NEW MEXICO BOISE STATE

84
65

GAME #19
Jan. 17, 2025
The Pit (14,519)
Albuquerque, NM

BSU (13-6, 5-3)	FG	3FG	FT	O-D-T	PF	TP	A	TO	BS	S	MP
2 Degenhart*	5-11	1-5	3-5	1-6-7	2	14	2	1	0	2	34
10 Ugbo*	0-0	0-0	0-0	0-0-0	1	0	0	1	0	0	11
13 Meadow*	2-5	0-2	2-2	0-4-4	1	6	0	2	0	0	22
7 Lockett*	1-4	0-3	3-3	0-0-0	0	5	1	1	0	0	15
11 Cardenas*	2-7	1-4	0-0	0-4-4	1	5	6	7	0	1	29
0 Bowie	4-9	1-4	0-0	0-1-1	0	9	4	1	0	0	24
1 Stanley	2-6	0-1	0-0	2-1-3	3	4	0	1	4	0	15
5 Keene	0-1	0-1	0-0	2-2-4	2	0	3	0	0	2	11
6 Carmichael	3-4	2-3	0-1	1-1-2	1	8	0	0	0	0	7
22 Buchanan	6-10	0-1	2-2	0-3-3	3	14	0	1	0	2	26
44 Anderson	0-0	0-0	0-0	0-0-0	1	0	0	0	0	0	6
TEAM				1-0-1							
Totals	25-57	5-24	10-13	7-22-29	15	65	16	17	4	7	200
UNM (15-4, 7-1)	FG	3FG	FT	O-D-T	PF	TP	A	TO	BS	S	MP
8 Borovicanin*	4-12	1-2	2-2	0-10-10	2	9	5	1	0	4	29
22 Amzil*	3-8	1-5	4-4	0-3-3	1	11	2	0	1	1	32
23 Joseph*	7-14	0-0	2-2	1-8-9	3	16	1	3	1	2	32
2 Dent*	6-12	1-2	3-3	0-1-1	1	16	7	4	2	1	27
3 Washington*	5-8	1-1	2-2	0-2-2	3	13	5	0	1	1	27
0 Noland	4-5	1-2	0-0	0-1-1	2	9	1	0	0	0	21
4 Dotson	1-1	1-1	2-2	0-0-0	0	5	1	1	0	0	13
6 Atiki	0-0	0-0	0-0	0-1-1	2	0	0	0	0	0	5
7 Sacko	0-1	0-0	0-0	0-0-0	0	0	0	0	0	0	3
11 Webb	0-0	0-0	0-0	0-0-0	0	0	0	0	0	0	3
24 Milicevic	2-4	1-2	0-0	0-0-0	0	5	0	1	0	0	8
TEAM				2-0-2							
Totals	31-57	7-15	15-15	3-26-29	14	84	22	11	5	9	200
	1st	2nd	Total								
Boise State	21	44	65								
New Mexico	48	36	84								

Points in the Paint-BSU 38, UNM 42; Points off Turnovers-BSU 7, UNM 20
2nd Chance Points-BSU 4, UNM 4; Fast Break Points-BSU 10, UNM 29
Bench Points-BSU 35, UNM 19; Score Tied-0 times. Lead changed-0 times.
Largest lead-BSU none, UNM by 29 2nd-7:08.
BSU led for 0:00, UNM led for 39:14, Game tied 0:46.
Officials: Keith Kimble, Nate Harris, Kevin Brill
Technical: none

NEW MEXICO FRESNO ST.

95
67

GAME #20
Jan. 20, 2025
The Pit (13,111)
Albuquerque, NM

FS (5-14, 1-7)	FG	3FG	FT	O-D-T	PF	TP	A	TO	BS	S	MP
3 Price*	5-12	0-1	2-3	1-10-11	3	12	1	3	1	0	27
7 Geneste*	1-5	0-0	0-0	2-1-3	1	2	0	0	0	2	15
8 Crawford*	6-12	0-2	0-0	1-2-3	1	12	1	3	1	1	35
5 Weaver*	5-8	1-3	3-3	0-4-4	0	14	2	3	0	3	33
10 Collins*	1-8	0-3	0-0	0-3-3	3	2	9	2	0	2	31
0 Tremble	1-11	1-9	0-0	0-1-1	0	3	2	1	0	0	19
6 Bonga	0-1	0-1	0-0	0-1-1	0	0	0	0	0	0	4
21 Amuneke	4-8	3-6	7-8	1-1-2	2	18	2	1	0	1	23
23 Seck	2-4	0-0	0-1	1-1-2	1	4	0	0	3	0	13
TEAM				1-4-5							
Totals	25-69	5-25	12-15	7-28-35	11	67	17	14	5	9	200
UNM (16-4, 8-1)	FG	3FG	FT	O-D-T	PF	TP	A	TO	BS	S	MP
8 Borovicanin*	3-5	0-1	0-0	0-3-3	2	6	1	0	0	1	19
22 Amzil*	6-8	3-4	0-0	2-5-7	3	15	3	1	0	2	20
23 Joseph*	3-6	0-0	4-8	4-11-15	0	10	1	3	0	0	25
2 Dent*	9-17	0-2	2-3	0-4-4	2	20	9	0	1	2	32
3 Washington*	5-9	2-3	0-0	0-1-1	0	13	2	0	1	1	22
0 Noland	3-13	2-6	0-0	1-4-5	2	8	3	2	0	0	21
1 Appelhans	2-8	2-6	0-0	1-1-2	2	6	2	1	0	0	14
4 Dotson	0-1	0-1	0-0	0-0-0	0	0	1	2	0	0	8
6 Atiki	1-3	0-0	0-0	1-3-4	1	2	0	0	1	1	11
7 Sacko	2-2	0-0	0-0	0-3-3	2	4	0	0	0	0	4
11 Webb	0-0	0-0	0-0	0-0-0	0	0	0	1	0	0	6
24 Milicevic	4-6	3-5	0-0	2-2-4	1	11	1	3	1	1	18
TEAM				4-2-6							
Totals	38-78	13-30	6-11	15-39-54	15	95	23	13	4	8	200
	1st	2nd	Total								
Fresno State	27	40	67								
New Mexico	45	50	95								

Points in the Paint-FS 40, UNM 50; Points off Turnovers-FS 16, UNM 18
2nd Chance Points-FS 3, UNM 12; Fast Break Points-FS 20, UNM 26
Bench Points-FS 25, UNM 31; Score Tied-0 times. Lead changed-0 times.
Largest lead-FS none, UNM by 35 2nd-7:31.
FS led for 0:00, UNM led for 39:26, Game tied 0:34.
Officials: Randy McCall, Brian Dorsey, Crystal Hogan
Technical: none

NEW MEXICO UNLV

75
73

GAME #21
Jan. 25, 2025
Thomas & Mack Center (6,158)
Las Vegas, NV

UNM (17-4, 9-1)	FG	3FG	FT	O-D-T	PF	TP	A	TO	BS	S	MP
8 Borovicanin*	2-3	0-1	1-2	1-7-8	5	5	3	3	0	2	32
22 Amzil*	0-2	0-1	2-4	1-2-3	2	2	1	2	1	0	21
23 Joseph*	8-16	0-0	6-10	7-11-18	2	22	1	0	1	0	36
2 Dent*	13-21	2-3	6-6	0-1-1	1	34	2	4	0	0	37
3 Washington*	4-9	0-3	1-2	2-2-4	3	9	2	0	0	1	30
0 Noland	1-4	1-2	0-0	0-4-4	2	3	0	0	0	2	22
1 Appelhans	0-1	0-1	0-0	0-0-0	0	0	0	0	1	0	6
4 Dotson	0-1	0-1	0-0	0-0-0	1	0	0	0	0	0	4
6 Atiki	0-0	0-0	0-0	0-0-0	2	0	0	0	0	0	4
24 Milicevic	0-2	0-1	0-0	1-1-2	4	0	1	0	1	0	8
TEAM				3-0-3							
Totals	28-59	3-13	16-24	15-28-43	22	75	10	11	4	5	200
UNLV (11-9, 5-4)	FG	3FG	FT	O-D-T	PF	TP	A	TO	BS	S	MP
1 Hill*	3-8	0-1	2-3	5-2-7	4	8	4	2	1	4	34
45 Cherry*	2-6	0-0	4-7	2-2-4	3	8	0	0	0	0	19
10 Henley*	3-5	2-3	4-2	1-5-6	3	9	0	3	0	1	27
11 Thomas*	5-12	0-1	8-10	0-1-1	1	18	7	3	1	0	39
20 Rishwain*	5-11	5-10	1-2	0-3-3	3	16	0	0	0	1	25
12 Bannarbie	0-0	0-0	0-0	0-0-0	1	0	0	0	0	0	1
13 Hicks	1-2	0-0	3-5	2-2-4	0	5	1	1	0	1	22
14 Bedford	1-6	1-5	0-0	0-1-1	0	3	2	2	0	0	12
22 N'Diaye	3-4	0-1	0-0	1-7-8	3	6	0	0	2	0	20
TEAM				1-0-1							
Totals	23-54	8-21	19-29	12-23-35	18	73	14	12	4	7	200
	1st	2nd	Total								
New Mexico	39	36	75								
UNLV	39	34	73								

Points in the Paint-UNM 42, UNLV 28; Points off Turnovers-UNM 4, UNLV 10
2nd Chance Points-UNM 17, UNLV 13; Fast Break Points-UNM 5, UNLV 5
Bench Points-UNM 3, UNLV 14; Score Tied-9 times. Lead changed-8 times.
Largest lead-UNM by 8 1st-4:40, UNLV by 3 2nd-16:54.
UNM led for 30:52, UNLV led for 3:48, Game tied 4:20.
Officials: Jason Phillips, Verne Harris, Scott Brown
Technical: none

NEW MEXICO UTAH STATE

82
63

GAME #22
Feb. 1, 2025
Smith Spectrum (10,270)
Logan, UT

UNM (18-4, 10-1)	FG	3FG	FT	O-D-T	PF	TP	A	TO	BS	S	MP
8 Borovicanin*	0-5	0-3	0-1	0-4-4	3	0	1	3	0	0	25
22 Amzil*	4-6	2-4	6-7	1-2-3	4	16	1	3	0	0	28
23 Joseph*	7-7	0-0	1-1	3-10-13	4	15	1	2	1	0	26
2 Dent*	5-13	0-1	4-4	0-4-4	1	14	6	3	1	2	36
3 Washington	4-9	2-5	3-5	2-6-8	2	13	1	3	0	2	31
0 Noland	4-8	1-3	2-3	1-1-2	3	11	1	3	0	0	21
1 Appelhans	0-0	0-0	0-1	0-1-1	0	0	0	0	0	0	0
4 Dotson	1-2	0-1	0-0	0-0-0	1	2	1	0	0	0	4
6 Atiki	0-2	0-0	2-4	0-5-5	2	2	0	1	2	0	14
11 Webb	0-0	0-0	1-2	1-0-1	0	1	0	0	0	0	1
24 Milicevic	3-6	2-5	0-0	0-3-3	2	8	0	0	0	0	10
TEAM				4-0-4							
Totals	28-58	7-22	19-27	12-36-48	22	82	12	15	5	4	200
USU (19-3, 9-2)	FG	3FG	FT	O-D-T	PF	TP	A	TO	BS	S	MP
2 Anderson*	0-2	0-1	0-0	0-0-0	1	0	0	0	0	0	4
4 Martinez*	4-12	0-7	2-7	0-5-5	4	10	4	1	0	1	25
12 Falslev*	2-8	0-3	0-2	0-7-7	2	4	1	0	0	3	33
13 Albury*	4-9	0-1	4-8	0-1-1	1	12	2	2	2	2	25
21 Gaderetse*	4-5	0-1	1-2	0-2-2	2	9	0	0	0	0	20
3 Smith	0-1	0-1	0-0	0-0-0	0	0	0	0	0	0	10
5 Barnes	0-1	0-1	0-0	0-0-0	1	0	4	1	0	1	1
7 Akanno	3-8	2-6	2-2	2-2-4	3	10	1	0	0	0	35
8 Allen	5-9	3-4	1-2	0-0-0	3	14	2	4	2	1	20
20 Johnson	0-2	0-2	0-0	0-1-1	0	0	0	1	0	1	4
22 Templin	1-5	0-4	0-0	2-4-6	3	2	2	0	3	0	21
23 Davis	1-2	0-0	0-0	0-0-0	1	2	0	0	0	0	1
TEAM				6-1-7							
Totals	24-64	5-31	10-23	20-33-33	21	63	16	9	5	9	200
		1st	2nd	Total		FG%	3FG%		FT%		
New Mexico		30	52	82		43.8	31.8		70.4		
Utah State		36	27	63		37.5	16.1		43.5		



2024-25 LOBO BASKETBALL

NEW MEXICO AIR FORCE

88
53

GAME #24
Feb. 8, 2025
Clune Arena (2,619)
USAFA, CO

UNM (20-4, 12-1)	FG	3FG	FT	O-D-T	PF	TP	A	TO	BS	S	MP
8 Borovicanin*	5-9	0-2	0-0	0-1-1	2	10	1	1	0	0	20
23 Joseph*	6-10	0-1	2-3	7-14-21	1	14	0	3	1	2	28
24 Milicevic*	1-3	0-2	1-1	1-6-7	0	3	0	1	0	1	22
2 Dent*	9-19	3-6	4-5	1-1-2	0	25	6	2	0	1	33
3 Washington*	6-14	1-4	3-6	1-4-5	0	16	1	0	0	4	24
0 Noland	3-6	1-2	1-1	0-0-0	3	8	0	0	1	0	18
1 Appelhans	1-4	1-2	2-2	0-0-0	1	5	1	0	0	0	17
4 Dotson	2-2	2-2	0-0	0-1-1	0	6	0	0	0	1	7
6 Atiki*	0-1	0-0	0-0	1-3-4	2	0	1	0	2	1	12
7 Sacko	0-1	0-1	0-0	1-3-4	3	0	0	0	1	0	13
11 Webb	0-1	0-1	1-4	0-1-1	2	1	0	0	0	1	6
TEAM				0-2-2							
Totals	33-70	8-23	14-22	12-36-48	14	88	10	7	5	11	200
AF (3-21, 0-13)	FG	3FG	FT	O-D-T	PF	TP	A	TO	BS	S	MP
3 Kearney*	3-6	3-5	3-3	0-3-3	2	12	2	2	0	2	27
51 Celichowski*	3-10	0-1	1-2	1-1-2	5	7	0	1	2	0	22
5 Taylor*	3-11	2-8	0-0	1-4-5	1	8	2	6	0	2	31
24 Mills*	2-5	0-1	1-2	0-4-4	3	5	2	1	0	1	26
35 Marshall*	2-5	0-0	1-2	0-6-6	2	5	6	3	0	1	30
2 Patterson	0-0	0-0	1-2	0-1-1	1	1	0	2	0	0	7
6 Cooper	0-1	0-1	0-0	1-0-1	1	0	0	0	0	0	5
10 Walker	2-5	0-0	0-0	0-0-0	3	4	0	1	0	0	11
11 Brown	0-1	0-0	0-2	0-1-1	0	0	0	0	0	0	9
14 Becker	0-3	0-2	2-2	0-1-1	0	2	1	0	0	0	12
20 Oke	2-4	2-3	0-0	0-6-6	0	6	1	1	0	0	13
22 Springer	0-3	0-3	3-4	1-0-1	0	3	0	0	0	0	4
23 Duskin	0-0	0-0	0-0	0-1-1	0	0	0	0	0	0	4
TEAM				0-2-2							
Totals	17-54	7-24	12-19	4-30-34	18	53	14	18	2	6	200
New Mexico	1st	2nd	Total	FG%	3FG%	FT%					
Air Force	34	54	88	47.1	34.8	63.6					
	24	29	53	31.5	29.2	63.2					

Points in the Paint-UNM 48, AF 18; Points off Turnovers-UNM 21, AF 4
2nd Chance Points-UNM 13, AF 3; Fast Break Points-UNM 21, AF 11
Bench Points-UNM 20, AF 16. Score Tied-0 times. Lead changed-1 time.
Largest lead-UNM by 35 2nd-2:54, AF by 6 1st-15:23.
UNM led for 34:23, AF led for 5:04, Game tied 0:33.
Officials: Andy O'Brien, Amy Bonner, Alfred Smith
Technical: none

NEW MEXICO WYOMING

71
67

GAME #25
Feb. 12, 2025
The Pit (11,852)
Albuquerque, NM

UNM (21-4, 13-1)	FG	3FG	FT	O-D-T	PF	TP	A	TO	BS	S	MP
8 Borovicanin*	0-2	0-1	1-2	4-3-7	0	1	0	2	0	1	17
22 Amzil*	1-4	0-2	0-0	1-2-3	0	2	0	1	0	0	17
23 Joseph*	4-6	0-0	3-6	3-5-8	4	11	2	5	2	3	30
2 Dent*	7-19	0-3	6-10	0-6-6	3	20	7	3	1	3	38
3 Washington*	5-9	2-4	3-5	0-3-3	2	15	0	1	0	3	30
0 Noland	3-11	2-6	4-6	1-1-2	1	12	1	0	0	0	30
1 Appelhans	0-1	0-1	0-0	0-0-0	1	0	0	0	0	0	3
4 Dotson	0-0	0-0	0-0	0-0-0	1	0	0	0	0	0	5
6 Atiki	0-0	0-0	0-0	1-0-1	2	0	0	0	0	0	5
24 Milicevic	3-3	3-3	1-5	1-2-3	1	10	0	1	0	0	23
TEAM				1-2-3							
Totals	23-55	7-20	18-34	12-24-36	16	71	10	13	3	10	200
Wyoming	1st	2nd	Total	FG%	3FG%	FT%					
New Mexico	29	28	67	53.8	53.8	28.6					
	39	42	71	41.8	35.0	52.9					

Points in the Paint-UNW 32, UNM 26; Points off Turnovers-UNW 8, UNM 17
2nd Chance Points-UNW 0, UNM 11; Fast Break Points-UNW 2, UNM 23
Bench Points-UNW 20, UNM 22. Score Tied-6 times. Lead changed-3 times.
Largest lead-UNW by 13 1st-1:25, UNM by 5 2nd-0:15.
UNW led for 35:19, UNM led for 1:07, Game tied 3:34.
Officials: Verne Harris, Earl Walton, Tim Marion
Technical: UNM-Coach Pitino

NEW MEXICO UTAH STATE

82
79

GAME #26
Feb. 16, 2025
The Pit (15,411)
Albuquerque, NM

USU (22-4, 12-3)	FG	3FG	FT	O-D-T	PF	TP	A	TO	BS	S	MP
21 Gateretse*	0-0	0-0	0-0	1-1-2	5	0	1	1	0	0	7
4 Martinez*	7-15	4-9	3-3	1-3-4	2	21	3	1	1	1	36
7 Akanno*	0-1	0-0	1-2	0-4-4	2	1	0	1	0	2	30
12 Falslev*	10-16	4-7	3-3	3-3-6	3	27	1	5	0	5	37
13 Albury*	3-6	0-0	0-2	1-0-1	3	6	2	0	0	1	14
2 Anderson	1-2	1-2	0-0	0-1-1	1	3	0	0	1	0	14
8 Allen	6-11	1-4	0-0	2-0-2	1	13	10	3	0	3	28
20 Johnson	1-5	0-3	4-4	2-0-2	4	6	0	1	0	0	11
22 Templin	0-3	0-1	0-0	1-1-2	4	0	1	1	1	0	17
23 Davis	0-0	0-0	0-0	0-1-1	4	2	0	0	0	0	4
TEAM				1-1-2							
Totals	28-59	10-26	13-16	12-15-27	29	79	18	14	3	12	200
UNM (22-4, 14-1)	FG	3FG	FT	O-D-T	PF	TP	A	TO	BS	S	MP
8 Borovicanin*	2-5	1-3	6-8	2-3-5	2	11	2	3	2	0	34
23 Joseph*	4-10	0-0	7-8	1-4-5	3	15	1	2	0	1	31
24 Milicevic*	2-8	0-4	1-1	3-4-7	1	5	0	0	0	1	37
2 Dent*	8-12	2-3	5-6	1-2-3	2	23	3	5	3	2	40
3 Washington*	8-15	4-8	5-7	2-3-5	3	25	4	2	2	4	36
0 Noland	0-1	0-1	0-0	0-0-0	0	0	0	0	0	0	7
1 Appelhans	0-1	0-1	2-2	1-0-1	1	2	0	0	0	0	7
6 Atiki	0-0	0-0	1-2	2-2-4	2	1	0	2	2	0	8
7 Sacko	0-0	0-0	0-0	0-0-0	1	0	0	0	0	0	1
TEAM				2-3-5							
Totals	24-52	7-20	27-34	14-21-35	15	82	10	14	9	8	200
Utah State	1st	2nd	Total	FG%	3FG%	FT%					
New Mexico	42	37	79	47.5	38.5	81.3					
	36	46	82	46.2	35.0	79.4					

Points in the Paint-USU 32, UNM 30; Points off Turnovers-USU 19, UNM 17
2nd Chance Points-USU 18, UNM 14; Fast Break Points-USU 16, UNM 15
Bench Points-USU 24, UNM 3. Score Tied-14 times. Lead changed-11 times.
Largest lead-USU by 10 2nd-19:01, UNM by 8 2nd-2:56.
USU led for 21:53, UNM led for 11:51, Game tied 5:16.
Officials: Mike Littlewood, Jason Phillips, Michael Irving
Technical: none

BOISE STATE NEW MEXICO

86
78

GAME #27
Feb. 19, 2025
ExtraMile Arena (11,110)
Boise, ID

UNM (22-5, 14-2)	FG	3FG	FT	O-D-T	PF	TP	A	TO	BS	S	MP
8 Borovicanin*	7-9	3-5	1-2	1-3-4	5	18	1	2	0	0	28
23 Joseph*	8-11	0-0	1-2	1-7-8	2	17	1	4	0	2	36
24 Milicevic*	0-4	0-3	0-0	0-3-3	2	0	2	1	1	1	28
2 Dent*	4-13	0-0	9-11	1-2-3	1	17	11	4	2	0	37
3 Washington*	4-6	1-3	0-0	1-3-4	5	9	3	2	0	2	26
0 Noland	4-9	2-5	2-2	1-2-3	4	12	0	1	0	1	22
1 Appelhans	1-2	1-1	0-0	0-0-0	2	3	0	1	0	0	8
4 Dotson	0-2	0-1	0-0	0-1-1	1	0	0	0	1	0	3
6 Atiki	1-1	0-0	0-0	0-0-0	1	2	0	0	0	1	4
7 Sacko	0-0	0-0	0-0	0-1-1	1	0	0	0	0	0	8
TEAM				1-2-3							
Totals	29-57	7-18	13-17	6-24-30	24	78	18	15	4	7	200
BSU (18-8, 10-5)	FG	3FG	FT	O-D-T	PF	TP	A	TO	BS	S	MP
2 Degenhart*	9-16	1-3	13-15	3-4-7	2	32	2	3	0	1	35
6 Carmichael*	5-11	4-8	7-9	1-4-5	0	21	1	2	0	0	31
10 Ugbo*	1-2	0-0	1-2	0-3-3	1	3	0	2	0	0	10
13 Meadow*	2-8	1-3	0-0	0-1-1	1	5	2	1	0	0	28
1 Cardenas*	3-7	3-6	2-2	0-3-3	3	11	10	3	0	5	39
0 Bowie	0-1	0-0	0-1	0-1-1	0	0	1	0	0	0	2
1 Stanley	3-3	1-1	0-0	2-1-3	4	7	2	1	0	1	16
5 Keene	1-1	0-0	3-4	0-4-4	3	5	2	0	1	3	24
22 Buchanan	1-3	0-2	0-0	0-2-2	1	2	1	0	0	0	16
TEAM				1-0-1							
Totals	25-52	10-24	26-32	7-23-30	15	86	20	13	1	10	200
New Mexico	1st	2nd	Total	FG%	3FG%	FT%					
Boise State	39	39	78	50.9	38.9	76.5					
	42	44	86	48.1	41.7	81.3					

Points in the Paint-UNM 42, BSU 30; Points off Turnovers-UNM 15, BSU 16
2nd Chance Points-UNM 16, BSU 14; Fast Break Points-UNM 21, BSU 12
Bench Points-UNM 17, BSU 14. Score Tied-6 times. Lead changed-3 times.
Largest lead-UNM by 6 1st-16:20, BSU by 19 2nd-12:01.
UNM led for 12:17, BSU led for 23:36, Game tied 4:07.
Officials: Brian Dorsey, Nate Harris, Amy Bonner
Technical: none

SAN DIEGO ST NEW MEXICO

73
65

GAME #28
Feb. 25, 2025
Viejas Arena (12,414)
San Diego, CA

UNM (22-6, 14-3)	FG	3FG	FT	O-D-T	PF	TP	A	TO	BS	S	MP
8 Borovicanin*	2-6	1-3	4-5	2-4-6	1	9	1	1	0	1	23
22 Amzil*	1-8	1-6	0-0	3-0-3	2	3	0	1	0	1	15
23 Joseph*	2-7	0-0	2-5	7-9-16	4	6	0	1	0	2	37
2 Dent*	9-20	2-4	6-6	0-0-0	3	26	7	1	1	0	38
3 Washington*	1-9	0-5	0-0	0-2-2	2	2	1	1	2	4	32
0 Noland	1-5	1-4	0-0	1-4-5	1	3	1	2	0	1	26
4 Dotson	0-0	0-0	0-0	0-0-0	1	0	0	1	0	0	1
6 Atiki	0-0	0-0	0-0	0-0-0	1	0	0	1	0	0	3
24 Milicevic	6-9	4-6	0-0	0-4-4	3	16	0	3	0	1	25
TEAM				1-2-3							
Totals	22-64	9-28	12-16	14-25-39	18	65	10	13	3	10	200
SDSU (19-7, 12-5)	FG	3FG	FT	O-D-T	PF	TP	A	TO	BS	S	MP
31 Coleman-Jones*	5-10	1-3	1-1	1-2-3	2	12	2	1	3	0	32
40 Heide*	5-7	0-0	0-2	3-4-7	3	10	2	1	1	1	25
2 Boyd*	5-13	3-6	4-6	0-7-1	2	17	6	3	0	0	34
10 Davis*	2-2	2-2	0-0	0-1-1	2	6	2	1	0	2	27
21 Byrd*	3-9	2-6	5-5	0-9-9	3	13	3	3	1	3	31
3 McKinney	1-4	0-2	1-2	0-0-0	3	3	0	0	1	1	13
5 Compton	3-5	0-0	2-4	1-2-3	3	8	0	2	2	2	29
23 Ferran	0-0	0-0	0-0	0-0-0	0	0	0	0	0	0	1
24 DeGouvillie	1-2	1-2	0-2	0-2-2	1	4	1	2	1	1	18
TEAM				1-2-3							
Totals	25-52	9-21	14-22	6-29-35	19	73	16	15	8	10	200
		1st	2nd	Total		FG	3FG		FT%		
New Mexico	29	36	65			34.4	32.1		75.0		
San Diego State	23	40	73			48.1	42.9		63.6		



2024-25 LOBO BASKETBALL

NEW MEXICO NEVADA

71
67

GAME #30
Mar. 4, 2025
Lawlor Events Center (7,881)
Reno, NV

UNM (24-6, 16-3)	FG	3FG	FT	O-D-T	PF	TP	A	TO	BS	S	MP
8 Borovicinanin*	1-9	1-7	1-2	1-4-5	3	4	1	1	1	1	29
22 Amzili*	2-9	2-6	2-4	2-2-4	3	8	0	0	1	1	25
23 Joseph*	3-8	0-1	3-4	1-14-15	2	9	0	2	1	1	38
2 Dent*	12-18	2-3	7-9	0-2-2	0	33	7	3	0	2	39
3 Washington*	1-7	1-6	0-0	1-2-3	4	3	3	2	1	1	28
0 Noland	2-3	1-2	3-3	0-0-0	4	8	0	1	0	1	13
1 Appelhans	1-1	1-1	0-0	0-0-0	1	3	1	0	0	1	11
6 Atiki	0-0	0-0	0-0	0-1-1	0	0	0	0	0	0	2
24 Milicevic TEAM	1-2	1-1	0-0	0-2-2	1	3	0	0	0	0	15
Totals	23-57	9-27	16-22	7-30-37	20	71	12	10	4	8	200
NEV (16-14, 8-11)	FG	3FG	FT	O-D-T	PF	TP	A	TO	BS	S	MP
7 Love*	3-4	0-0	0-0	1-2-3	2	6	0	1	0	0	18
11 Davidson*	6-13	1-3	2-6	2-5-7	3	15	2	3	1	0	35
3 Rollison*	3-7	0-2	6-6	0-3-3	3	12	6	3	0	1	39
8 Sanders*	7-12	1-3	0-2	0-6-6	3	15	6	2	2	2	34
53 DuSell*	2-8	2-7	3-3	0-3-3	3	9	0	0	0	1	30
0 Bailey	0-2	0-1	0-0	0-3-3	1	0	1	0	0	0	8
21 McBride	3-9	0-3	2-2	0-3-3	1	8	1	1	0	0	20
42 Hymes TEAM	1-1	0-0	0-1	0-1-1	1	2	0	0	0	0	15
Totals	25-56	4-19	13-20	5-29-34	17	67	16	11	3	4	200
New Mexico	1st	2nd	Total	FG%	3FG%	FT%					
New Mexico	41	30	71	40.4	33.3	72.7					
Nevada	38	29	67	44.6	21.1	65.0					

Points in the Paint-UNM 20, NEV 30; Points off Turnovers-UNM 18, NEV 9
2nd Chance Points-UNM 3, NEV 6; Fast Break Points-UNM 13, NEV 3
Bench Points-UNM 14, NEV 10. Score Tied-8 times. Lead changed-10 times.
Largest lead-UNM by 8 1st-15:53, NEV by 7 1st-7:54.
UNM led for 23:44, NEV led for 10:50, Game tied 4:26.
Officials: Mike Littlewood, Edwin Young, Andy O'Brien
Technical: none

NEW MEXICO UNLV

81
67

GAME #31
Mar. 7, 2025
The Pit (15,411)
Albuquerque, NM

UNLV (17-14, 11-9)	FG	3FG	FT	O-D-T	PF	TP	A	TO	BS	S	MP
1 Hill*	5-9	0-2	6-7	1-3-4	3	16	2	2	0	0	40
45 Cherry*	7-10	0-0	0-0	2-3-5	3	14	0	2	1	2	25
10 Henley*	5-12	3-6	1-3	0-4-4	4	14	2	5	0	2	40-
13 Hicks*	1-5	0-1	1-1	1-3-4	4	3	2	2	0	1	36
20 Rishwain*	3-3	2-2	0-0	0-2-2	0	8	1	1	0	0	6
0 Cottrell	0-0	0-0	0-0	0-0-0	1	0	0	0	0	0	5
14 Bedford	3-15	1-9	3-5	2-5-7	3	10	2	1	1	0	36
22 N'Diaye	1-2	0-0	0-0	0-2-2	2	2	0	0	1	0	11
24 Yap TEAM	0-0	0-0	0-0	0-0-0	0	0	0	0	0	0	0+
Totals	25-56	6-20	11-16	7-23-30	20	67	9	16	3	5	200
UNM (21-4, 13-1)	FG	3FG	FT	O-D-T	PF	TP	A	TO	BS	S	MP
8 Borovicinanin*	2-4	1-2	0-0	0-4-4	2	5	3	1	2	0	29
22 Amzili*	2-6	0-1	2-5	4-3-7	1	6	3	3	0	2	29
23 Joseph*	13-19	0-0	0-3	2-14-16	3	26	4	1	3	2	39
2 Dent*	7-16	0-1	6-7	0-0-0	0	20	6	2	0	1	36
3 Washington*	5-8	1-3	8-12	2-2-4	3	19	2	0	0	2	28
0 Noland	1-3	0-1	0-0	0-0-0	1	2	0	1	0	2	25
1 Appelhans	0-0	0-0	0-0	0-0-0	0	0	0	0	0	0	1
4 Dotson	0-0	0-0	0-0	0-0-0	0	0	0	0	0	0	1
7 Sacko	0-0	0-0	0-0	0-0-0	0	0	0	0	0	0	1
24 Milicevic TEAM	1-2	1-2	0-0	0-1-1	1	3	0	0	0	0	11
Totals	31-58	3-10	16-27	10-25-35	11	81	18	8	5	9	200
UNLV	1st	2nd	Total	FG%	3FG%	FT%					
UNLV	38	29	67	44.6	30.0	68.8					
New Mexico	40	41	81	53.4	30.0	59.3					

Points in the Paint-UNLV 36, UNM 56; Points off Turnovers-UNLV 10, UNM 22
2nd Chance Points-UNLV 7, UNM 11; Fast Break Points-UNLV 10, UNM 17
Bench Points-UNLV 12, UNM 5. Score Tied-7 times. Lead changed-17 times.
Largest lead-UNLV by 7 1st-8:42, UNM by 14 2nd-0:39.
UNLV led for 8:23, UNM led for 28:51, Game tied 2:46.
Officials: Nate Harris, Kelly Pfeifer, Kevin Bril
Technical: UNM-Noland, Washington

NEW MEXICO SAN JOSE STATE

63
52

GAME #32
Mar. 13, 2025
Thomas & Mack Ctr
Las Vegas, NV

SJSU (15-19)	FG	3FG	FT	O-D-T	PF	TP	A	TO	BS	S	MP
22 Vaihola*	3-5	0-0	4-6	1-10-11	1	10	3	1	0	0	36
0 Yap*	1-8	0-3	0-0	1-2-3	3	2	2	5	0	0	37
5 Davis*	3-11	1-5	2-2	1-5-6	3	9	1	4	0	2	30
6 Hall*	5-11	3-5	0-0	2-6-8	3	13	2	3	0	1	31
9 Uduje*	5-11	0-1	0-0	1-4-5	4	10	0	2	2	2	36
13 Washington	1-5	1-5	0-0	0-0-0	2	3	1	0	0	1	17
15 Marial	0-1	0-0	0-0	0-0-0	2	0	0	0	1	0	4
24 Nga TEAM	2-4	1-3	0-0	0-3-3	1	5	0	0	1	0	11
Totals	20-56	6-22	6-8	2-1-3	19	52	9	18	4	6	200
UNM (26-6)	FG	3FG	FT	O-D-T	PF	TP	A	TO	BS	S	MP
8 Borovicinanin*	0-4	0-1	1-2	0-4-4	1	1	1	1	0	1	17
22 Amzili*	3-12	0-6	0-1	1-3-4	3	6	2	0	0	2	31
23 Joseph*	6-16	0-0	2-5	8-10-18	2	14	0	3	2	0	39
2 Dent*	8-14	2-2	7-12	1-1-2	1	25	5	5	2	1	39
3 Washington*	5-12	1-4	0-0	1-4-5	0	11	1	1	0	2	37
0 Noland	2-3	2-2	0-0	0-1-1	4	6	1	0	2	0	26
4 Dotson	0-0	0-0	0-0	0-0-0	0	0	0	0	0	0	2
6 Atiki	0-0	0-0	0-0	0-0-0	0	0	0	0	0	0	1
24 Milicevic TEAM	0-3	0-1	0-0	2-1-3	0	0	0	0	0	0	7
Totals	24-64	5-16	10-20	17-25-42	11	63	10	10	6	6	200
San Jose State	1st	2nd	Total	FG%	3FG%	FT%					
San Jose State	23	29	52	35.7	27.3	75.0					
New Mexico	32	31	63	37.5	31.3	50.0					

Points in the Paint-SJSU 24, UNM 38; Points off Turnovers-SJSU 8, UNM 24
2nd Chance Points-SJSU 3, UNM 11; Fast Break Points-SJSU 6, UNM 4
Bench Points-SJSU 8, UNM 6. Score Tied-2 times. Lead changed-3 times.
Largest lead-SJSU by 5 1st-7:29, UNM by 15 2nd-16:36.
SJSU led for 5:53, UNM led for 32:33, Game tied 1:34.
Officials: Nate Harris, Deldre Carr, Crystal Hogan
Technical: none



2024-25 LOBO BASKETBALL

LOBO HIGHS AND LOWS

	SEASON HIGH	SEASON LOW	PITINO ERA HIGH	PITINO ERA LOW
Points	122, vs. Western NM (12/14/24)	61, at Wyoming (1/7/25)	106, vs. Western NM (12/14/24)	47, at San Diego St (1/31/22)
Points (Half)	62 ² , vs. Western NM (12/14/24)	18 ¹ , at Wyoming (1/7/25)	62 ² , vs. Western NM (12/14/24)	18 ¹ , at Wyoming (1/7/25)
Victory Margin	+52, vs. Western NM (12/14/24)	-	+52, vs. Western NM (12/14/24)	-
FGs	47, vs. Western NM (12/14/24)	19, at Wyoming (1/7/25)	47, vs. Western NM (12/14/24)	16, at San Diego St (1/31/22)
FGAs	84, vs. New Mexico State (12/7/24)	49, twice	84, vs. New Mexico State (12/7/24)	49, twice
FG%	.603, vs. Western NM (12/14/24)	.333, at Wyoming (1/7/25)	.607, at San Jose State (2/17/23)	.297, vs. Clemson (3/22/24)
FG% (half)	.677 ¹ , at Fresno State (12/31/24)	.185 ¹ , at Wyoming (1/7/25)	.677 ¹ , at Fresno State (12/31/24)	.185 ¹ , at Wyoming (1/7/25)
3FGs	14, vs. Western NM (12/14/24)	3, four times	17, vs. Utah State (1/8/22)	2, three times
3FGAs	36, vs. Nicholls (11/4/24)	10, vs. UNLV (3/7/25)	36, vs. Nicholls (11/4/24)	9, vs. North Dakota St (11/26/22)
3FG%	.643, vs. Colorado St (2/5/25)	.194, vs. Nicholls (11/4/24)	.643, vs. Colorado St (2/5/25)	.125, vs. Air Force (2/26/22)
FTs	31, vs. Nevada (1/3/25)	6, vs. Fresno St (1/20/25)	36, vs. UTSA (12/10/22)	2, at Colorado State (1/19/22)
FTAs	41, vs. Nevada (1/3/25)	9, at Colorado St (12/28/24)	46, vs. UTSA (12/10/22)	4, at Colorado State (1/19/22)
FT%	1.00, vs. Boise State (1/17/25)	.389, at St. John's (11/17/24)	1.00, vs. Boise State (1/17/25)	.300, at Utah State (2/22/22)
Off Rebs	23, vs. New Mexico State (12/7/24)	3, vs. Boise State (1/17/25)	23, vs. New Mexico State (12/7/24)	3, three times
Def Rebs	39, vs. Fresno State (1/20/25)	16, at St. John's (11/17/24)	45, vs. Prairie View A&M (12/20/22)	15, twice
Total Rebs	54, vs. Fresno State (1/20/25)	29, vs. Boise State (1/17/25)	64, vs. Prairie View A&M (12/20/22)	23, at Wyoming (1/22/22)
Rebound Margin	+19, vs. Fresno State (1/20/25)	-	+27, vs. Prairie View A&M (12/20/22)	-
Fouls	28, vs. TAMUCC (11/12/24)	11, twice	28, twice	9, twice
Assists	31, vs. Western NM (12/14/24)	6, vs. VCU (12/18/24)	31, vs. Western NM (12/14/24)	5, at San Diego St (1/14/23)
Turnovers	24, vs. UCLA (11/8/24)	6, vs. New Mexico State (12/7/24)	24, vs. UCLA (11/8/24)	4, twice
Blocks	10, vs. Nicholls (11/4/24)	1, twice	14, twice	0, at San Diego St (2/16/24)
Steals	17, vs. Western NM (12/14/24)	4, at Utah State (2/1/25)	18, vs. Santa Clara (12/9/23)	1, vs. San Jose St (1/17/23)
Double Figure Scorers	5, nine times	1, at Nevada (3/1/25)	6, vs. Utah State (1/16/24)	1, at Nevada (3/1/25)
Players to Score	12, twice	6, four times	12, four times	5, twice

OPPONENT HIGHS AND LOWS

	SEASON HIGH	SEASON LOW	PITINO ERA HIGH	PITINO ERA LOW
Points	89, twice	48, San Diego St (1/11/25)	97, at Nevada (1/23/23)	46, Northern NM (2/11/22)
Points (Half)	53 ² , at Fresno State (12/31/24)	20 ¹ , San Diego St (1/11/25)	54 ² , at Boise State (3/2/24)	20 ¹ , twice
Victory Margin	+14, at St. John's (11/17/24)	-	+29, at UNLV (1/11/22)	-
FGs	34, at St. John's (11/17/24)	17, twice	37, New Mexico State (12/6/21)	17, twice
FGAs	72, Nicholls (11/4/24)	48, San Diego St (1/11/25)	76, Boise State (1/20/23)	46, Fresno State (1/25/22)
FG%	.538, Wyoming (2/12/25)	.315, at Air Force (2/8/25)	.660, at Air Force (2/10/23)	.282, Prairie View A&M (12/20/22)
FG% (half)	.630 ² , TAMUCC (11/12/24)	.214 ² , at Wyoming (1/7/25)	.741 ² , at San Jose St (2/20/22)	.214 ² , at Wyoming (1/7/25)
3FGs	15, Nicholls (11/4/24)	4, twice	15, Nicholls (11/4/24)	2, twice
3FGAs	37, Nicholls (11/4/24)	13, Wyoming (2/12/25)	37, Nicholls (11/4/24)	8, UNLV (2/10/24)
3FG%	.538, Wyoming (2/12/25)	.161, at Utah State (2/1/25)	.550, at Colorado State (3/3/23)	.125, Iona (12/18/22)
FTs	26, at Boise St (2/19/25)	4, Wyoming (2/12/25)	27, three times	2, twice
FTAs	35, twice	8, three times	38, Boise State (1/15/22)	4, San Diego St (2/25/23)
FT%	1.00, at Colorado St. (12/28/24)	.286, Wyoming (2/12/25)	1.00, twice	.400, New Mexico St (12/6/21)
Off Rebs	22, at St. John's (11/17/24)	3, San Diego St (1/11/25)	29, at San Jose State (2/17/23)	2, vs. Toledo (11/21/23)
Def Rebs	37, New Mexico State (12/7/24)	15, Utah State (2/16/25)	38, twice	15, twice
Total Rebs	49, twice	24, Western NM (12/14/24)	52, Boise State (1/15/22)	22, No. Colorado (11/27/22)
Rebound Margin	+17, at St. John's (11/17/24)	-	+27, Boise State (1/15/22)	-
Fouls	29, Utah State (2/16/25)	9, at Colorado St. (12/28/24)	30, Southern Utah (11/7/22)	9, at Colorado St. (12/28/24)
Assists	20, three times	9, three times	23, twice	7, Prairie View A&M (12/20/22)
Turnovers	24, Western NM (12/14/24)	9, at Utah State (2/1/25)	26, vs. Santa Clara (12/9/23)	4, San Jose State (1/17/23)
Blocks	8, twice	0, vs. USC (11/29/24)	9, twice	0, numerous times
Steals	12, twice	2, at Wyoming (1/7/25)	15, vs. UAB (11/25/21)	1, twice
Double Figure Scorers	5, three times	1, three times	6, Utah State (1/8/22)	0, Nevada (1/28/24)
Players to Score	10, four times	7, 11 times	12, UTSA (12/10/22)	5, at Air Force (1/20/24)

Bold denotes school record



2024-25 LOBO BASKETBALL

SUPERLATIVES...

LARGEST LEAD AT ANY TIME:	53 (122-69), vs. Western New Mexico (Dec. 14)
LARGEST DEFICIT AT ANY TIME:	19 (45-64), at Boise State (Feb. 19)
LARGEST DEFICIT OVERCOME TO WIN:	14 (18-32), at Wyoming (Jan. 7)
LARGEST LEAD SURRENDERED IN A LOSS:	14 (33-19), vs. New Mexico State (Dec. 7)
LARGEST HALFTIME LEAD:	27, (48-21), vs. Boise State (Jan. 17)
LARGEST HALFTIME DEFICIT:	14 (18-32), at Wyoming (Jan. 7)
LARGEST HALFTIME DEFICIT OVERCOME TO WIN:	14 (18-32), at Wyoming (Jan. 7)
LARGEST HALFTIME LEAD SURRENDERED IN A LOSS:	4 (35-31), at San Jose State (Jan. 14)
MOST CONSECUTIVE POINTS SCORED:	22, vs. Western New Mexico (Dec. 14)
MOST CONSECUTIVE POINTS ALLOWED:	13, twice

SPECIALTY STATS...

POINTS OFF TURNOVERS	NEW MEXICO	OPPONENT
Average	17.2	10.1
High	45 vs. Western NM (Dec. 14)	21, by St. John's (Nov. 17)
Low	4 at UNLV (Jan. 25)	1, by San Diego St (Jan. 11)

2ND CHANCE POINTS	NEW MEXICO	OPPONENT
Average	11.8	9.8
High	24, vs. Texas Southern (Nov. 24)	25, by St. John's (Nov. 17)
Low	2, twice	0, by Wyoming (Feb. 12)

POINTS IN THE PAINT	NEW MEXICO	OPPONENT
Average	39.6	31.2
High	62 vs. Western NM (Dec. 14)	48, by St. John's (Nov. 17)
Low	20, at Nevada (Mar. 4)	18, twice

FAST BREAK POINTS	NEW MEXICO	OPPONENT
Average	16.6	9.8
High	38 vs. Western NM (Dec. 14)	16, twice
Low	0 at Utah State (Feb. 1)	2, twice

BENCH POINTS	NEW MEXICO	OPPONENT
Average	19.7	21.2
High	74 vs. Western NM (Dec. 14)	37, by Air Force (Mar. 1)
Low	3, twice	8, twice

LOBO LEADERS...

POINTS	2024-25	CAREER	REBOUNDS	2024-25	CAREER
Donovan Dent	20	30	Nelly Junior Joseph	24	39
Nelly Junior Joseph	7	10	Mustapha Amzil	2	3
Mustapha Amzil	4	5	Filip Borovicinan	2	2
Tru Washington	3	3	Atiki Ally Atiki	2	2
CJ Noland	2	2	Tru Washington	1	2
Filip Borovicinan	1	1	Jovan Milicevic	1	1
Jovan Milicevic	1	1	Donovan Dent	1	1

ASSISTS	2024-25	CAREER	STEALS	2024-25	CAREER
Donovan Dent	30	63	Tru Washington	17	24
Tru Washington	2	2	Donovan Dent	10	26
Filip Borovicinan	1	1	Nelly Junior Joseph	7	13
Mustapha Amzil	-	2	CJ Noland	7	7
			Mustapha Amzil	4	6
			Kayde Dotson	3	3
			Filip Borovicinan	3	3
			Atiki Ally Atiki	1	1
			Braden Appelhans	1	1
			Quinton Webb	-	1

BLOCKS	2024-25	CAREER
Nelly Junior Joseph	19	32
Atiki Ally Atiki	8	8
Donovan Dent	5	21
Mustapha Amzil	4	6
Tru Washington	3	4
CJ Noland	3	3
Jovan Milicevic	2	2
Filip Borovicinan	2	2
Braden Appelhans	1	1
Quinton Webb	-	1

NEW MEXICO'S RECORD...

Home.....	16-1
Road	7-4
Neutral	3-1
Ranked Opponent (either AP or Coaches).....	1-1
Unranked Opponent.....	25-5
Leads at halftime	20-2
Trails at halftime	5-4
Tied at halftime.....	1-0
Goes into overtime.....	1-1
Leads by 10 or more points.....	19-2
Trails by 10 or more points.....	4-5
Shoots 50% or better	10-1
Shoots less than 50%	16-5
Shoots less than 45%	8-5
Shoots less than 40%	4-3
Opponent shoots 50% or better.....	2-2
Opponent shoots less than 50%.....	24-4
Opponent shoots less than 45%.....	20-1
Opponent shoots less than 40%.....	10-0
Has higher FG% than opponent	21-1
Has lower FG% than opponent.....	5-5
Has same FG% as opponent.....	0-0
Outrebounds its opponent	19-3
Outrebounded by opponent.....	3-2
Has same rebounds as opponent	4-1
Has more offensive rebounds than opponent.....	18-3
Has fewer offensive rebounds than opponent.....	7-2
Has same offensive rebounds as opponent	1-1
Has fewer turnovers than opponent.....	21-4
Has more turnovers than opponent	4-2
Has same turnovers as opponent.....	1-0
Has fewer than 10 turnovers	7-2
Opponent has fewer than 10 turnovers.....	1-0
Shoots more FTs than opponent	21-3
Shoots fewer FTs than opponent.....	4-3
Shoots the same FTs as opponent.....	1-0
Has game decided by 10 points or less or OT	11-5
Has game decided by 5 points or less or OT	5-3
Scores <60 points	0-0
Scores 60-69 points	3-1
Scores 70-79 points	6-3
Scores 80-89 points	10-2
Scores 90+ points	7-0
Allows <60 points.....	5-0
Allows 60-69 points.....	10-0
Allows 70-79 points.....	7-2
Allows 80-89 points.....	4-4
Allows 90+ points.....	0-0
Wins the tip	16-3
Loses the tip.....	10-3
White uniforms.....	13-0
White uniforms (turquoise trim)	1-2
Red uniforms	7-2
Red uniforms (turquoise trim).....	2-1
Turquoise uniforms	1-1
Yellow statehood uniforms	1-0
Retro 1978 style uniforms	1-0



2024-25 LOBO BASKETBALL

MOUNTAIN WEST HISTORY

Year (Rd)	Seed	Opponent (Seed)	Score	Site
2025 (QF)	1	San Jose State (8)	W, 63-52	Las Vegas
2024 (1st QF)	6	Air Force (11)	W, 82-56	Las Vegas
(QF)		Boise State (3)	W, 76-66	Las Vegas
(SF)		Colorado State (7)	W, 74-61	Las Vegas
(F)		San Diego State (5)	W, 68-61	Las Vegas
2023 (1st QF)	6	Wyoming (11)	W, 87-76	Las Vegas
(QF)		Utah State (3)	L, 76-91	Las Vegas
2022 (1st QF)	9	Nevada (8)	L, 72-79	Las Vegas
2021 (1st QF)	11	Fresno State (6)	L, 77-85	Las Vegas
2020 (1st QF)	7	San Jose State (10)	W, 79-66	Las Vegas
(QF)		Utah State (2)	L, 70-75	Las Vegas
2019 (1st QF)	7	Wyoming (10)	W, 78-68	Las Vegas
(QF)		Utah State (2)	L, 83-91	Las Vegas
2018 (QF)	3	Wyoming (6)	W, 85-75	Las Vegas
(SF)		Utah State (7)	W, 83-68	Las Vegas
(F)		San Diego St (4)	L, 75-82	Las Vegas
2017 (QF)	5	Fresno State (4)	L, 60-65	Las Vegas
2016 (QF)	4	Nevada (5)	L, 62-64	Las Vegas
2015 (1st QF)	8	Air Force (9)	L, 61-68	Las Vegas
2014 (QF)	2	Fresno State (7)	W, 93-77	Las Vegas
(SF)		Boise State (6)	W, 70-67	Las Vegas
(F)		San Diego State (1)	W, 64-58	Las Vegas
2013 (QF)	1	Wyoming (8)	W, 59-46	Las Vegas
(SF)		San Diego State (4)	W, 60-50	Las Vegas
(F)		UNLV (3)	W, 63-56	Las Vegas
2012 (QF)	2	Air Force (7)	W, 79-64	Las Vegas
(SF)		UNLV (3)	W, 72-67	Las Vegas
(F)		San Diego State (1)	W, 68-59	Las Vegas
2011 (QF)	5	Colorado State (4)	W, 67-61	Las Vegas
(SF)		BYU (1)	L, 76-87	Las Vegas
2010 (QF)	1	Air Force (9)	W, 75-69	Las Vegas
(SF)		San Diego State (4)	L, 69-72	Las Vegas
2009 (QF)	3	Wyoming (6)	L, 67-75	Las Vegas
2008 (QF)	3	Utah (6)	L-ot, 80-82	Las Vegas
2007 (1st QF)	9	TCU (8)	L, 54-62	Las Vegas
2006 (QF)	5	UNLV (4)	L, 64-65	Denver
2005 (QF)	2	BYU (7)	W, 85-71	Denver
(SF)		San Diego State (6)	W, 77-67	Denver
(F)		Utah (1)	W, 60-56	Denver
2004 (QF)	5	UNLV (4)	L, 53-55	Denver
2003 (QF)	7	BYU (2)	L, 56-71	Las Vegas
2002 (QF)	6	UNLV (3)	L-2ot, 117-120	Las Vegas
2001 (QF)	5	Colorado State (4)	W, 76-65	Las Vegas
(SF)		Utah (1)	W, 56-53	Las Vegas
(F)		BYU (2)	L, 65-69	Las Vegas
2000 (QF)	3	BYU (6)	L, 43-55	Las Vegas

WAC HISTORY

Year (Rd)	Seed	Opponent (Seed)	Score	Site
1999 (QF)	2P	Rice (3M)	W, 51-49	Las Vegas
(SF)		SMU (5M)	W, 57-56	Las Vegas
(F)		Utah (1P)	L, 45-60	Las Vegas
1998 (QF)	2M	Tulsa (3P)	W, 60-59	Las Vegas
(SF)		TCU (1P)	W, 80-73	Las Vegas
(F)		Utah (5M)	L, 51-56	Las Vegas
1997 (1st QF)	3M	San Jose State (6P)	W, 103-70	Las Vegas
(QF)		Hawaii (2P)	W, 65-57	Las Vegas
(SF)		Utah (1M)	L, 70-72	Las Vegas
1996 (QF)	2	San Diego State (7)	W, 94-75	Albuquerque
(SF)		Fresno State (3)	W-3ot, 104-99	Albuquerque
(F)		Utah (1)	W, 64-60	Albuquerque
1995 (QF)	5	Wyoming (4)	W, 63-56	Albuquerque
(SF)		Utah (1)	L, 50-86	Albuquerque
1994 (QF)	1	San Diego State (9)	W, 61-46	Salt Lake City
(SF)		Hawaii (4)	L, 58-61	Salt Lake City
1993 (QF)	3	Fresno State (6)	W, 72-48	Salt Lake City
(SF)		BYU (2)	W, 68-59	Salt Lake City
(F)		UTEP (4)	W, 76-65	Salt Lake City
1992 (QF)	3	Wyoming (6)	W, 89-83	Fort Collins
(SF)		UTEP (2)	L, 72-83	Fort Collins
1991 (QF)	3	Hawaii (6)	L, 67-68	Laramie
1990 (QF)	5	UTEP (4)	L, 61-78	El Paso
1989 (QF)	3	Air Force (6)	W, 74-60	Salt Lake City
(SF)		UTEP (2)	L, 57-89	Salt Lake City
1988 (QF)	5	UTEP (4)	L, 61-74	Provo
1987 (QF)	3	Colorado State (6)	W, 92-77	Albuquerque
(SF)		BYU (2)	W, 93-86	Albuquerque
(F)		Wyoming (4)	L, 62-64	Albuquerque
1986 (QF)	5	BYU (4)	W, 79-68	Laramie
(SF)		Wyoming (1)	L, 54-56	Laramie
1985 (QF)	3	Colorado State (6)	W, 62-56	Albuquerque
(SF)		San Diego State (2)	L, 84-98	El Paso
1984 (QF)	3	Utah (8)	W, 56-45	Albuquerque
(SF)		BYU (2)	W, 64-55	El Paso
(F)		UTEP (1)	L, 38-44	El Paso

WAC ALL-TOURNAMENT TEAM

1986	Johnny Brown
1987	Hunter Greene
	Rob Loeffel
1992	Willie Banks
1993	Steve Logan
	Ike Williams
1994	Greg Brown
1996	Charles Smith
	Kenny Thomas
1997	Lamont Long
1998	Lamont Long
	Kenny Thomas
1999	Lamont Long

MW ALL-TOURNAMENT TEAM

2001	Wayland White
	Marlon Palmer
2005	Alfred Neale
	Danny Granger
2010	Darington Hobson
2012	Tony Snell
	Drew Gordon
2013	Cameron Bairstow
	Tony Snell
2014	Cameron Bairstow
	Alex Kirk
	Kendall Williams
2018	Joe Furstinger
	Antino Jackson
2019	Vance Jackson
2024	Jaelen House
	Jamal Mashburn, Jr.
	JT Toppin

WAC TOURNAMENT MVP

1993	Ike Williams
1996	Kenny Thomas
1998	Kenny Thomas

MW TOURNAMENT MVP

2005	Danny Granger
2012	Drew Gordon
2013	Tony Snell
2014	Cameron Bairstow
2024	Jaelen House

CONFERENCE TOURNAMENT SERIES RECORDS

Opponent	Overall	WAC	MW	1st Round	Quarter	Semi	Final	Las Vegas	Denver	ABQ	Salt Lake	Fort Collins	Laramie	El Paso	Provo
Air Force	4-1	1-0	3-1	1-1	3-0	-	-	3-1	-	-	1-0	-	-	-	-
Boise St	2-0	-	2-0	-	1-0	1-0	-	2-0	-	-	-	-	-	-	-
BYU	5-4	4-0	1-4	-	2-2	3-1	0-1	0-4	1-0	1-0	1-0	-	1-0	1-0	-
Colorado St	5-0	2-0	3-0	-	4-0	1-0	-	3-0	-	2-0	-	-	-	-	-
Fresno St	3-2	2-0	1-2	0-1	2-1	1-0	-	1-2	-	1-0	1-0	-	-	-	-
Hawaii	1-2	1-2	-	-	1-1	0-1	-	1-0	-	-	0-1	-	0-1	-	-
Nevada	0-2	-	0-2	0-1	0-1	-	-	0-2	-	-	-	-	-	-	-
Rice	1-0	1-0	-	-	1-0	-	-	1-0	-	-	-	-	-	-	-
San Diego St	7-3	2-1	5-2	-	2-0	2-2	3-1	4-2	1-0	1-0	1-0	-	-	0-1	-
San Jose St	3-0	1-0	2-0	2-0	1-0	-	-	3-0	-	-	-	-	-	-	-
SMU	1-0	1-0	-	-	-	1-0	-	1-0	-	-	-	-	-	-	-
TCU	1-1	1-0	0-1	0-1	-	1-0	-	1-1	-	-	-	-	-	-	-
Tulsa	1-0	1-0	-	-	1-0	-	-	1-0	-	-	-	-	-	-	-
UNLV	2-3	-	2-3	-	0-3	1-0	1-0	2-1	0-2	-	-	-	-	-	-
Utah	4-5	2-4	2-1	-	1-1	1-2	2-2	1-4	1-0	2-1	-	-	-	-	-
Utah St	1-3	-	1-3	-	0-3	1-0	-	1-3	-	-	-	-	-	-	-
UTEP	1-5	1-5	-	-	0-2	0-2	1-1	-	-	-	1-1	0-1	-	0-2	0-1
Wyoming	6-3	2-2	4-1	2-0	4-1	0-1	0-1	4-1	-	1-1	-	1-0	0-1	-	-
TOTALS	48-34	22-14	26-20	5-4	23-15	13-9	7-6	29-21	3-2	8-2	5-2	1-1	1-2	1-3	0-1

UNM / SINGLE GAME

MOST POINTS		
117	at UNLV (2ot)	3/7/02
FEWEST POINTS		
38	at UTEP	3/10/84
43	vs. BYU	3/9/00
MOST FIELD GOALS		
46	at UNLV (2ot)	3/7/02
FEWEST FIELD GOALS		
14	at UTEP	3/10/84
16	vs. BYU	3/9/00
MOST FIELD GOAL ATTEMPTS		
87	at UNLV (2ot)	3/7/02
FEWEST FIELD GOAL ATTEMPTS		
39	at UTEP	3/10/84
42	vs. Wyoming	3/13/13
HIGHEST FIELD GOAL PERCENTAGE		
.656 (42-64)	vs. San Jose State	3/4/97
.569 (29-51)	vs. Fresno State	3/13/14
LOWEST FIELD GOAL PERCENTAGE		
.276 (16-58)	vs. BYU	3/9/00
MOST 3-POINT FIELD GOALS		
12	three times	
FEWEST 3-POINT FIELD GOALS		
1	vs. BYU	3/9/00
MOST 3-POINT FIELD GOAL ATTEMPTS		
31	twice	
FEWEST 3-POINT FIELD GOAL ATTEMPTS		
9	twice	
HIGHEST 3-POINT FIELD GOAL PERCENTAGE		
.556 (10-18)	vs. BYU	3/10/05
.556 (10-18)	at UNLV (2ot)	3/7/02
LOWEST 3-POINT FIELD GOAL PERCENTAGE		
.067 (1-15)	vs. BYU	3/9/00
MOST FREE THROWS		
31	vs. Fresno State	3/13/14
31	vs. Air Force	3/8/12
FEWEST FREE THROWS		
3	vs. Fresno State	3/11/93
5	vs. UNLV	3/9/06
MOST FREE THROWS ATTEMPTS		
42	vs. BYU	3/6/86
38	twice	
FEWEST FREE THROWS ATTEMPTS		
8	vs. Rice	3/4/99
10	vs. Utah	3/12/05
HIGHEST FREE THROW PERCENTAGE		
1.00 (14-14)	vs. San Jose State	3/4/20
LOWEST FREE THROW PERCENTAGE		
.250 (3-12)	vs. Fresno State	3/11/93
.417 (5-12)	vs. UNLV	3/9/06
MOST REBOUNDS		
50	at UNLV (2ot)	3/7/02
FEWEST REBOUNDS		
21	twice	
23	vs. Fresno State	3/10/21
MOST ASSISTS		
26	vs. BYU	3/10/05
FEWEST ASSISTS		
5	vs. Utah	3/10/95
7	twice	
MOST TURNOVERS		
21	vs. San Jose State	3/4/20
FEWEST TURNOVERS		
4	vs. San Diego State	3/16/24
MOST BLOCKS		
9	vs. Colorado State	3/15/24
FEWEST BLOCKS		
0	six times	
MOST STEALS		
15	twice	
12	vs. Utah State	3/14/19
FEWEST STEALS		
0	vs. BYU	3/13/03
MOST FOULS		
30	at UNLV (2ot)	3/7/02
FEWEST FOULS		
7	vs. Utah	3/6/99
11	vs. San Jose State	3/13/25
LARGEST MARGIN OF VICTORY		
33 (103-70)	vs. San Jose State	3/4/97
26 (82-56)	vs. Air Force	3/13/24

OPPONENT / SINGLE GAME

MOST POINTS		
120	at UNLV (2ot)	3/7/02
FEWEST POINTS		
44	at UTEP	3/10/84
46	Wyoming	3/13/13
MOST FIELD GOALS		
40	at UNLV (2ot)	3/7/02
FEWEST FIELD GOALS		
15	at UTEP	3/10/84
16	Wyoming	3/13/13
MOST FIELD GOAL ATTEMPTS		
76	Fresno State (3ot)	3/8/96
73	at UNLV (2ot)	3/7/02
FEWEST FIELD GOAL ATTEMPTS		
38	Wyoming	3/12/09
HIGHEST FIELD GOAL PERCENTAGE		
.596 (28-47)	Utah	3/10/95
.587 (27-46)	Fresno State	3/10/21
LOWEST FIELD GOAL PERCENTAGE		
.267 (16-60)	San Diego State	3/10/94
.294 (20-68)	Boise State	3/14/24
MOST 3-POINT FIELD GOALS		
12	Utah State	3/9/23
12	Fresno State (3ot)	3/8/96
FEWEST 3-POINT FIELD GOALS		
2	twice	
3	Utah	3/9/01
MOST 3-POINT FIELD GOAL ATTEMPTS		
35	SMU	3/5/99
34	Boise State	3/14/24
FEWEST 3-POINT FIELD GOAL ATTEMPTS		
6	Hawai'i	3/7/91
10	Utah	3/9/01
HIGHEST 3-POINT FIELD GOAL PERCENTAGE		
.625 (10-16)	San Diego State	3/12/10
LOWEST 3-POINT FIELD GOAL PERCENTAGE		
.111 (2-18)	BYU	3/12/93
.200 (4-20)	San Diego State	3/16/24
MOST FREE THROWS		
35	Utah State	3/14/19
FEWEST FREE THROWS		
2	Colorado State	3/6/85
5	San Diego State	3/15/13
MOST FREE THROWS ATTEMPTS		
45	Utah State	3/14/19
FEWEST FREE THROWS ATTEMPTS		
2	Colorado State	3/6/85
8	three times	
HIGHEST FREE THROW PERCENTAGE		
.917 (11-12)	Utah	3/7/97
.895 (17-19)	San Diego State	3/16/24
LOWEST FREE THROW PERCENTAGE		
.417 (5-12)	Tulsa	3/5/98
.552 (16-20)	Utah	3/9/01
MOST REBOUNDS		
52	Fresno State (3ot)	3/8/96
46	Utah State	3/14/19
FEWEST REBOUNDS		
22	twice	
MOST ASSISTS		
22	at UNLV (2ot)	3/7/02
FEWEST ASSISTS		
5	San Diego State	3/15/14
MOST TURNOVERS		
25	Fresno State	3/10/21
FEWEST TURNOVERS		
3	at UNLV	3/9/12
MOST BLOCKS		
7	three times	
FEWEST BLOCKS		
0	five times	
MOST STEALS		
12	three times (two MW)	
FEWEST STEALS		
0	San Jose State	3/4/97
1	Utah	3/9/01
MOST FOULS		
28	BYU	3/6/86
27	twice	
FEWEST FOULS		
12	four times	
13	three times	
LARGEST MARGIN OF VICTORY		
36 (50-86)	Utah	3/10/95
15	twice	

UNM INDIVIDUAL / SINGLE GAME

MOST POINTS	
33	Clayton Shields vs. San Diego State (3/7/96)
32	Ruben Douglas at UNLV (2ot) (3/7/02)
MOST FIELD GOALS	
12	Ike Williams vs. BYU (3/12/93)
12	Ruben Douglas at UNLV (3/7/02)
MOST FIELD GOAL ATTEMPTS	
26	Hunter Greene vs. San Diego State (3/8/85)
25	Ruben Douglas at UNLV (3/7/02)
HIGHEST FIELD GOAL PERCENTAGE (min 5 FGM)	
88.9 (8-9)	Donovan Dent vs. Boise State (3/14/24)
MOST 3-POINT FIELD GOALS	
5	six times (last Tony Snell at UNLV, 3/16/13)
MOST 3-POINT FIELD GOAL ATTEMPTS	
12	Marlow White vs. Utah (3/10/95)
11	three times
HIGHEST 3-POINT FIELD GOAL PERCENTAGE (min 4 3FGM)	
100.0 (4-4)	Jeremiah Francis III vs. Fresno St (3/10/21)
MOST FREE THROWS	
15	Cameron Bairstow vs. Boise St (3/14/14)
MOST FREE THROWS ATTEMPTS	
18	Cameron Bairstow vs. Boise St (3/14/14)
HIGHEST FREE THROW PERCENTAGE	
100.0 (10-10)	Steve Logan vs. UTEP (3/13/93)
100.0 (10-10)	Jaalen House vs. Wyoming (3/8/23)
MOST REBOUNDS	
18	Lewis LaMar vs. San Diego State (3/10/94)
18	Nelly Junior Joseph vs. San Jose State (3/13/25)
MOST ASSISTS	
12	Mark Walters vs. BYU (3/10/05)
MOST TURNOVERS	
9	Charles Smith vs. Hawai'i (3/6/97)
7	two times
MOST BLOCKS	
5	Danny Granger vs. San Diego State (3/11/05)
MOST STEALS	
6	Charles Smith vs. Fresno State (3ot) (3/8/96)
6	David Gibson vs. TCU (3/6/98)
5	three times
INDIVIDUAL / TOURNAMENT (2+ GP)	
MOST POINTS	
92	Jaalen House (2024)
MOST FIELD GOALS	
31	Jaalen House (2024)
MOST FIELD GOAL ATTEMPTS	
68	Jaalen House (2024)
HIGHEST FIELD GOAL PERCENTAGE (5 FG/G)	
68.9 (20-29)	Joe Furstinger (2018)
MOST 3-POINT FIELD GOALS	
12	Tony Snell (2013)
MOST 3-POINT FIELD GOAL ATTEMPTS	
26	Clayton Shields (1996)
HIGHEST 3-POINT FIELD GOAL PERCENTAGE (2 3FG/G)	
60.0 (12-20)	Tony Snell (2013)
MOST FREE THROWS	
33	Cameron Bairstow (2014)
MOST FREE THROWS ATTEMPTS	
41	Cameron Bairstow (2014)
HIGHEST FREE THROW PERCENTAGE (2 FT/G)	
100.0 (12-12)	Charles Smith (1996)
MOST REBOUNDS	
44	JT Toppin (2024)
MOST ASSISTS	
23	Donovan Dent (2024)
MOST TURNOVERS	
13	Keny Thomas (1998)
MOST BLOCKS	
9	Danny Granger (2005)
MOST STEALS	
10	Donovan Dent (2024)

Mountain West record in italics if not overall record



Season Highs

Pts	23	at Fresno State (12/31/24)
Reb	8	vs. Texas Southern (11/24/24)
FG	11	at Fresno State (12/31/24)
FGA	17	at Fresno State (12/31/24)
3FG	3	twice
3FGA	9	vs. Nicholls (11/4/24)
FT	8	vs. UCLA (11/8/24)
FTA	8	vs. UCLA (11/8/24)
Ast	3	six times
Blk	3	vs. Nicholls (11/4/24)
Stl	3	six times
Min	31	vs. New Mexico State (12/7/24)

Career Highs

23	twice
8	vs. Texas Southern (11/24/24)
11	at Fresno State (12/31/24)
18	at Florida Atlantic (1/28/24) ^{NT}
4	vs. Tulane (3/14/24) ^{NT}
9	vs. Nicholls (11/4/24)
8	vs. UCLA (11/8/24)
9	vs. Tulane (3/14/24) ^{NT}
5	four times
3	vs. Nicholls (11/4/24)
4	at Boise State (12/5/23) ^{NT}
36	vs. Tulane (1/6/24) ^{NT}

MW Career Highs

23	at Fresno State (12/31/24)
5	three times
11	at Fresno State (12/31/24)
17	at Fresno State (12/31/24)
3	vs. Colorado State (2/5/25)
6	three players
4	twice
6	vs. Wyoming (2/12/25)
3	twice
2	vs. San Jose State (3/13/25) ^{MWNT}
3	vs. Air Force (3/1/25)
30	vs. Wyoming (2/12/25)

8.2 PPG | 2.5 RPG | 21.2 MPG | 1.2 APG

2024-25 GAME-BY-GAME

Opponent	MP	FG-A	3G-A	FT-A	O-D-T	PF	A	TO	BS	ST	TP
Nicholls	22	4-14	1-9	1-3	2-1-3	2	1	1	3	1	10
vs. UCLA	19	2-5	1-2	8-8	0-1-1	5	1	0	0	3	13
A&M-Corpus Christi	16	1-7	1-5	2-2	0-3-3	5	1	3	0	3	5
at St. John's	28	5-12	2-5	3-5	4-0-4	4	3	2	1	3	15
Grambling State*	28	2-7	2-6	2-2	1-3-4	1	3	0	0	3	8
Texas Southern*	21	3-6	0-2	0-1	2-6-8	2	1	1	0	2	6
vs. Arizona State*	30	4-7	3-3	2-2	0-4-4	3	2	1	0	2	13
vs. USC*	23	3-8	0-4	0-4	0-3-3	3	0	1	0	2	6
San Jose State					-INJ-						
New Mexico State*	31	3-12	1-6	0-0	0-0-0	3	3	1	0	2	7
Western NM*	13	3-6	1-3	2-2	1-1-2	1	3	0	0	3	9
VCU*	17	0-2	0-2	0-0	0-3-3	5	1	1	0	0	0
at Colorado State	20	5-7	1-2	0-0	1-3-4	1	1	4	0	0	11
at Fresno State	22	11-17	1-6	0-0	1-2-3	1	3	2	0	1	23
Nevada	23	2-5	1-4	2-4	1-2-3	4	2	0	0	0	7
at Wyoming	14	0-3	0-2	2-2	0-1-1	3	0	0	0	0	2
San Diego State	14	1-5	0-2	0-0	0-1-1	1	0	0	0	0	2
at San Jose State	22	1-9	0-2	1-2	1-4-5	1	2	1	1	0	3
Boise State	21	4-5	1-2	0-0	0-1-1	2	1	0	0	0	9
Fresno State	21	3-13	2-6	0-0	1-4-5	2	3	2	0	0	8
at UNLV	22	1-4	1-2	0-0	0-4-4	2	0	0	0	2	3
at Utah State	21	4-8	1-3	2-3	1-1-2	3	1	0	1	0	11
Colorado State	22	7-7	3-3	2-2	1-1-2	2	2	1	0	1	19
at Air Force	18	3-6	1-1	1-1	0-0-0	3	0	0	1	0	8
Wyoming	30	3-11	2-6	4-6	1-1-2	1	1	0	0	0	12
Utah State	7	0-1	0-1	0-0	0-0-0	0	0	0	0	0	0
at Boise State	22	4-9	2-5	2-2	1-2-3	4	0	1	0	1	12
at San Diego State	26	1-5	1-4	0-0	1-4-5	1	1	2	0	1	3
Air Force	20	5-8	0-1	4-4	1-0-1	0	1	0	0	3	14
at Nevada	13	2-3	1-2	3-3	0-0-0	4	0	1	0	1	8
UNLV	25	1-3	0-1	0-0	0-0-0	1	0	1	0	2	2
vs. San Jose State	26	2-3	2-2	0-0	0-1-1	4	1	0	2	0	6

* game started

SEASON NOTES


- Tri-Captain
- Scored 14 points vs. Air Force (Mar. 1)
- Had 12 points at Boise State (Feb. 19)
- Scored 12 points vs. Wyoming (Feb. 12)
- Had 19 points (7-7 FG, 3-3 3FG) vs. Colorado St (Feb. 5)
- Scored 11 points at Utah State (Feb. 1)
- Had eight points and five rebounds vs. Fresno State (Jan. 20)
- Had nine points (4-5 FG) vs. Boise State (Jan. 17)
- Tied a career high with 23 points at Fresno State (Dec. 31), the most points off the bench by a Lobo in three years
- Had 11 points (5-7 FG) and four rebounds in MW debut at Colorado State (Dec. 28)
- Scored 13 points (3-3 3FG) vs. Arizona State (Nov. 28)
- Had six points and a career-high eight rebounds vs. Texas Southern (Nov. 24)
- Had eight points, three assists and three steals vs. Grambling State in first start of the season (Nov. 21)
- Had 15 points, four rebounds and three assists at No. 22 St. John's (Nov. 17)
- Had 13 points (8-8 FT) vs. No. 22 UCLA (Nov. 8)
- Scored 10 points and had a career-high three blocks in his UNM debut vs. Nicholls (Nov. 4)

	2024-25	CAREER	STREAK
Double Figure Scoring	11	34	-
20-Point Games	1	3	-

CAREER STATISTICS

Year	G-GS	Min-Avg.	FG-FGA	Pct.	3FG-3FGA	Pct.	FT-FTA	Pct.	Off-Def.	Reb-Avg.	PF-DQ	Ast	TO	Blk	Stl	Pts-Avg
2021-22 %	33-0	416-12.6	52-97	.536	17-39	.436	9-13	.692	7-41	48-1.5	34-0	22	26	3	22	130-3.9
Conf	16-0	192-12.0	22-42	.524	7-17	.412	5-7	.714	2-16	18-1.1	17-0	7	12	1	9	56-3.5
2022-23 %	26-8	378-14.5	30-84	.357	13-55	.236	10-19	.526	5-30	35-1.3	19-0	15	20	1	12	83-3.2
Conf	13-0	193-14.8	17-43	.395	8-31	.258	6-9	.667	4-11	15-1.2	8-0	10	9	0	6	48-3.7
2023-24 ^	29-20	757-26.1	111-254	.437	33-86	.384	60-87	.690	11-70	81-2.8	59-0	58	52	7	28	315-10.9
Conf	13-8	380-29.2	55-139	.396	9-41	.220	31-44	.705	5-34	39-3.0	26-0	29	25	2	11	150-11.5
2024-25	31-7	657-21.2	90-218	.413	32-105	.305	43-58	.741	21-57	78-2.5	74-3	38	26	9	36	255-8.2
Conf	19-0	384-20.2	58-129	.450	18-56	.321	23-29	.793	11-31	42-2.2	36-0	18	15	3	12	157-8.3
CAREER	119-35	2210-18.6	283-653	.433	95-285	.333	122-177	.689	44-198	242-2.0	186-3	133	124	20	98	783-6.6

% at Oklahoma | ^ at North Texas



Season Highs

Pts	18	vs. Western New Mexico (12/14/24)
Reb	4	vs. Western New Mexico (12/14/24)
FG	5	twice
FGA	8	twice
3FG	5	vs. Western New Mexico (12/14/24)
3FGA	8	vs. Western New Mexico (12/14/24)
FT	3	vs. Western New Mexico (12/14/24)
FTA	4	vs. Western New Mexico (12/14/24)
Ast	2	three times
Blk	2	vs. Texas Southern (11/24/24)
Stl	2	at Colorado State (12/28/24)
Min	23	vs. Western New Mexico (12/14/24)

Career Highs

Pts	18	vs. Western New Mexico (12/14/24)
Reb	5	vs. Western New Mexico (12/6/22)
FG	5	three times
FGA	8	three times
3FG	5	vs. Western New Mexico (12/14/24)
3FGA	8	vs. Western New Mexico (12/14/24)
FT	3	vs. Western New Mexico (12/14/24)
FTA	4	vs. Western New Mexico (12/14/24)
Ast	3	vs. Eastern New Mexico (12/29/23)
Blk	2	twice
Stl	2	at Colorado State (12/28/24)
Min	23	vs. Western New Mexico (12/14/24)

MW Career Highs

Pts	6	twice
Reb	2	twice
FG	2	twice
FGA	8	vs. Fresno State (1/20/25)
3FG	2	twice
3FGA	6	vs. Fresno State (1/20/25)
FT	2	twice
FTA	2	twice
Ast	2	twice
Blk	1	three times
Stl	2	at Colorado State (12/28/24)
Min	19	vs. San Jose State (12/4/24)

3.6 PPG | 0.7 RPG | 10.6 MPG | 44% 3FG

2024-25 GAME-BY-GAME

Opponent	MP	FG-A	3G-A	FT-A	O-D-T	PF	A	TO	BS	ST	TP
Nicholls	9	1-4	1-4	0-0	0-0-0	0	0	0	0	1	3
vs. UCLA	4	1-1	1-1	0-0	0-1-1	1	0	0	0	0	3
A&M-Corpus Christi	10	1-1	1-1	0-0	0-2-2	0	0	0	0	1	3
at St. John's	7	0-1	0-1	0-0	1-0-1	0	1	0	0	0	0
Grambling State	14	2-3	1-2	1-2	0-1-1	2	0	1	0	0	6
Texas Southern	14	1-3	1-2	0-0	0-0-0	0	2	0	2	1	3
vs. Arizona State	4	0-0	0-0	0-0	0-1-1	0	0	0	0	0	0
vs. USC	17	3-7	2-5	1-1	1-0-1	1	0	0	0	0	9
San Jose State*	19	1-5	1-4	0-0	0-2-2	0	1	0	1	0	3
New Mexico State	16	5-7	4-6	0-0	0-0-0	0	1	0	0	0	14
Western NM	23	5-8	5-8	3-4	0-4-4	3	1	0	0	1	18
VCU	17	1-2	1-1	1-2	0-1-1	5	0	1	0	0	4
at Colorado State	16	1-2	1-2	0-0	1-0-1	1	1	0	0	2	3
at Fresno State	14	1-4	1-4	0-0	0-0-0	0	0	0	0	0	3
Nevada	16	1-4	1-4	0-0	0-1-1	1	2	1	1	1	3
at Wyoming	7	0-0	0-0	0-0	0-0-0	1	0	0	0	1	0
San Diego State	5	0-0	0-0	0-0	0-0-0	0	0	0	0	0	0
at San Jose State	4	1-4	0-2	0-0	0-0-0	1	0	0	0	0	2
Boise State					-INJ-						
Fresno State	14	2-8	2-6	0-0	1-1-2	2	2	1	0	0	6
at UNLV	6	0-1	0-1	0-0	0-0-0	0	0	0	1	0	0
at Utah State	4	0-0	0-0	0-0	0-1-1	0	0	0	0	0	0
Colorado State					-DNP-						
at Air Force	17	1-4	1-2	2-2	0-0-0	1	1	0	0	0	5
Wyoming	3	0-1	0-1	0-0	0-0-0	1	0	0	0	0	0
Utah State	7	0-1	0-1	2-2	1-0-1	1	0	0	0	0	2
at Boise State	8	1-2	1-1	0-0	0-0-0	2	0	1	0	0	3
at San Diego State					-DNP-						
Air Force	12	2-4	2-3	0-0	0-0-0	1	0	0	0	0	6
at Nevada	11	1-1	1-1	0-0	0-0-0	1	1	0	0	1	3
UNLV	1	0-0	0-0	0-0	0-0-0	0	0	0	0	0	0
vs. San Jose State					-DNP-						

* game started

SEASON NOTES

- Scored three points at Nevada (Mar. 4)
- Matched a MW career high with six points vs. Air Force (Mar. 1)
- Scored three points at Boise State (Feb. 19)
- Had two points vs. Utah State (Feb. 16)
- Scored five points at Air Force (Feb. 8)
- Had a MW high six points vs. Fresno State (Jan. 20)
- Set a career high with 18 points (5-8 3FG) vs. Western New Mexico (Dec. 14)
- Had 14 points (4-6 3FG) vs. New Mexico State (Dec. 7)
- Had three points in first career start vs. San Jose State (Dec. 4)
- Scored nine points vs. USC (Nov. 29)
- Had three points and matched a career high with two blocks vs. Texas Southern (Nov. 24)
- Had six points vs. Grambling State (Nov. 21)
- Scored three points vs. Texas A&M-Corpus Christi (Nov. 12)
- Had three points vs. No. 22 UCLA (Nov. 8)
- Scored three points vs. Nicholls (Nov. 4)
- Had four points in the exhibition vs. UTEP (Oct. 28)

	2024-25	CAREER	STREAK
Double Figure Scoring	2	4	-

CAREER STATISTICS

Year	G-GS	Min-Avg.	FG-FGA	Pct.	3FG-3FGA	Pct.	FT-FTA	Pct.	Off-Def.	Reb-Avg.	PF-DQ	Ast	TO	Blk	Stl	Pts-Avg
2022-23	10-0	62-6.2	4-15	.267	2-11	.182	0-2	.000	0-12	12-1.2	5-0	1	1	3	1	10-1.0
Conf	2-0	2-1.0	0-1	.000	0-0	.000	0-0	.000	0-0	0-0.0	0-0	0	0	0	0	0-0.0
2023-24	16-0	94-5.9	13-34	.382	10-25	.400	4-4	1.000	1-8	9-0.6	8-0	5	5	1	4	40-2.5
Conf	4-0	11-2.8	0-2	.000	0-1	.000	0-0	.000	0-2	2-0.5	1-0	0	0	0	0	0-0.0
2024-25	28-1	296-10.6	32-78	.410	28-63	.444	10-13	.769	5-15	20-0.7	25-1	13	5	5	9	102-3.6
Conf	17-1	160-9.4	12-41	.293	11-32	.344	4-4	1.000	3-5	8-0.5	13-0	8	3	3	5	39-2.3
CAREER	54-1	452-8.4	49-127	.386	40-99	.404	14-19	.737	6-35	41-0.8	38-1	19	11	9	14	152-2.8



Season Highs

Pts	40	vs. VCU (12/18/24)
Reb	6	three times
FG	14	vs. VCU (12/18/24)
FGA	26	vs. VCU (12/18/24)
3FG	3	at Air Force (2/8/25)
3FGA	6	at Air Force (2/8/25)
FT	12	vs. Arizona State (11/28/24)
FTA	15	vs. Arizona State (11/28/24)
Ast	11	three times
Blk	3	vs. Utah State (2/16/25)
Stl	5	at Fresno State (12/31/24)
Min	40	vs. Utah State (2/16/25)

Career Highs

40	vs. VCU (12/18/24)
6	six times
14	vs. VCU (12/18/24)
26	vs. VCU (12/18/24)
3	at Air Force (2/8/25)
6	at Air Force (2/8/25)
12	vs. Arizona State (11/28/24)
15	vs. Arizona State (11/28/24)
14	vs. Utah State (1/16/24)
3	three times
5	twice
40	vs. Utah State (2/16/25)

MW Career Highs

34	at UNLV (1/25/25)
6	three times
13	at UNLV (1/25/25)
21	at UNLV (1/25/25)
3	at Air Force (2/8/25)
6	at Air Force (2/8/25)
9	twice
11	at Boise State (2/19/25)
14	vs. Utah State (1/16/24)
3	twice
5	twice
40	vs. Utah State (2/16/25)

20.5 PPG | 6.5 APG | 35.0 MPG | 1.5 SPG

2024-25 GAME-BY-GAME

Opponent	MP	FG-A	3G-A	FT-A	O-D-T	PF	A	TO	BS	ST	TP
Nicholls*	38	5-11	0-2	5-7	0-0-0	0	11	2	1	3	15
vs. UCLA*	34	8-13	0-1	1-4	0-1-1	1	8	9	0	2	17
A&M-Corpus Christi*	30	7-10	1-1	10-14	0-0-0	2	10	0	0	2	25
at St. John's*	37	5-12	1-2	1-2	1-2-3	2	6	2	1	1	12
Grambling State*	34	7-13	2-2	6-8	1-1-2	0	8	4	2	1	22
Texas Southern*	25	4-9	0-1	3-4	1-1-2	2	5	0	1	1	11
vs. Arizona State*	35	9-21	0-1	12-15	0-1-1	2	7	0	1	0	30
vs. USC*	36	6-12	1-2	4-4	1-5-6	1	11	4	1	1	17
San Jose State*	38	6-16	1-2	7-10	0-3-3	2	5	4	1	1	20
New Mexico State*	37	5-12	0-0	5-8	1-2-3	3	4	2	1	0	15
Western NM*	19	5-8	1-1	0-0	0-1-1	1	8	2	1	4	11
VCU*	39	14-26	2-4	10-11	0-5-5	1	4	3	0	1	40
at Colorado State*	36	7-16	0-1	0-0	0-2-2	1	6	3	0	0	14
at Fresno State*	34	7-13	0-2	4-5	0-5-5	0	6	4	2	5	18
Nevada*	39	6-11	0-0	8-9	0-0-0	3	6	5	1	1	20
at Wyoming*	38	6-13	1-2	9-9	0-3-3	2	6	3	1	2	22
San Diego State*	31	6-12	0-2	4-6	0-1-1	1	5	3	0	3	16
at San Jose State*	34	7-14	0-2	3-4	0-2-2	1	5	1	0	1	17
Boise State*	27	6-12	1-2	3-3	0-1-1	1	7	4	2	1	16
Fresno State*	32	9-17	0-2	2-3	0-4-4	2	9	0	1	2	20
at UNLV*	37	13-21	2-3	6-6	0-1-1	1	2	4	0	0	34
at Utah State*	36	5-13	0-1	4-4	0-4-4	1	6	3	1	2	14
Colorado State*	37	8-18	0-1	3-4	1-5-6	2	4	2	1	2	19
at Air Force*	33	9-19	3-6	4-5	1-1-2	0	6	2	0	1	25
Wyoming*	38	7-19	0-3	6-10	0-6-6	3	7	3	1	3	20
Utah State*	40	8-12	2-3	5-6	1-2-3	2	3	5	3	2	23
at Boise State*	37	4-13	0-0	9-11	1-2-3	1	11	4	2	0	17
at San Diego State*	38	9-20	2-4	6-6	0-0-0	3	7	1	1	0	26
Air Force*	37	8-14	0-2	7-8	0-1-1	0	6	3	0	2	23
at Nevada*	39	12-18	2-3	7-9	0-2-2	0	7	3	0	2	33
UNLV*	36	7-16	0-1	6-7	0-0-0	0	6	2	0	1	20
vs. San Jose State*	39	8-14	2-2	7-12	1-1-2	1	5	5	2	1	25

* game started

SEASON NOTES

- Mountain West Player of the Year & 1st Team All-MW
- Only MW player on Naismith Trophy Midseason Team
- Only MW player on Oscar Robertson Trophy Watch List
- Three-time MW Player of the Week (12/23, 1/13, 1/27)
- 14th player in NCAA history with 600 points and 200 assists in regular season
- Had 25 points and five assists vs. San Jose St (Mar. 13)
- Had 33 points and seven assists at Nevada (Mar. 4)
- Had 26 points and seven assists at San Diego St (Feb. 25)
- Had 17 points and 11 assists at Boise State (Feb. 19)
- Scored 34 points (13-21 FG) at UNLV (Jan. 25)
- Had 20 points and nine assists vs. Fresno State (Jan. 20)
- Scored a career-high 40 points vs. VCU (Dec. 18)
- Had 20 points (18 in 2nd half) vs. San Jose State (Dec. 4)
- Double-double with 17 points & 11 assists vs. USC (Nov. 29)
- Had 30 points and seven assists vs. Arizona St (Nov. 28)
- 1st Lobo in history to have a 25 point/10 assist/0 turnover game vs. Texas A&M-Corpus Christi (Nov. 12)

UNM CAREER RECORD BOOK

	Total	Rank	Up Next
Points:	1,342	19th	Kenny Page (1387-18th)
Assists:	476	7th	Petie Gibson (560-6th)
Steals:	131	T-16th	Roman Martinez (136-15th)

	2024-25	CAREER	STREAK
Double-Doubles	4	7	-
Double Figure Scoring	32	63	32
20-Point Games	17	25	5
30-Point Games (40 pt)	4 (1)	5 (1)	-
10-Assist Games	4	7	-

CAREER STATISTICS

Year	G-GS	Min-Avg.	FG-FGA	Pct.	3FG-3FGA	Pct.	FT-FTA	Pct.	Off-Def.	Reb-Avg.	PF-DQ	Ast	TO	Blk	Stl	Pts-Avg
2022-23	34-2	629-18.5	69-136	.507	4-19	.211	50-73	.685	10-59	69-2.0	61-1	79	55	25	30	192-5.6
Conf	18-2	319-17.7	31-67	.463	2-13	.154	24-34	.706	4-31	35-1.9	35-1	31	30	10	17	88-4.9
2023-24	35-35	1096-31.3	195-375	.520	15-40	.375	88-129	.682	13-75	88-2.5	67-0	190	79	24	53	493-14.1
Conf	18-18	585-32.5	96-186	.516	8-23	.348	48-66	.727	6-38	44-2.4	37-0	92	37	14	21	248-13.8
2024-25	32-32	1121-35.0	233-468	.498	24-61	.393	167-214	.780	10-65	75-2.3	42-0	207	92	28	48	657-20.5
Conf	20-20	718-35.9	150-307	.489	14-42	.333	103-125	.824	4-45	49-2.5	26-0	120	59	17	31	417-20.9
CAREER	101-69	2846-28.2	497-979	.508	43-120	.358	305-416	.733	33-199	232-2.3	170-1	476	226	77	131	1342-13.3



Season Highs

Pts	25	vs. Utah State (2/16/25)
Reb	10	vs. Texas Southern (11/24/24)
FG	8	twice
FGA	15	vs. Utah State (2/16/25)
3FG	4	vs. Utah State (2/16/25)
3FGA	8	vs. Utah State (2/16/25)
FT	8	vs. UNLV (3/7/25)
FTA	12	vs. UNLV (3/7/25)
Ast	6	at Fresno State (12/31/24)
Blk	2	twice
Stl	5	three times
Min	37	vs. San Jose State (3/13/25) ^{MWIT}

Career Highs

Pts	25	vs. Utah State (2/16/25)
Reb	12	vs. Pepperdine (11/24/23)
FG	8	twice
FGA	15	vs. Utah State (2/16/25)
3FG	4	vs. Utah State (2/16/25)
3FGA	8	vs. Utah State (2/16/25)
FT	8	twice
FTA	12	vs. UNLV (3/7/25)
Ast	6	twice
Blk	2	three times
Stl	5	five times
Min	37	vs. San Jose State (3/13/25) ^{MWIT}

MW Career Highs

Pts	25	vs. Utah State (2/16/25)
Reb	8	at Utah State (2/1/25)
FG	8	vs. Utah State (2/16/25)
FGA	15	vs. Utah State (2/16/25)
3FG	4	vs. Utah State (2/16/25)
3FGA	8	vs. Utah State (2/16/25)
FT	8	vs. UNLV (3/7/25)
FTA	12	vs. UNLV (3/7/25)
Ast	6	at Fresno State (12/31/24)
Blk	2	three times
Stl	5	twice
Min	37	vs. San Jose State (3/13/25) ^{MWIT}

11.3 PPG | 3.9 RPG | 27.7 MPG | 2.1 SPG

2024-25 GAME-BY-GAME

Opponent	MP	FG-A	3G-A	FT-A	O-D-T	PF	A	TO	BS	ST	TP
Nicholls*	20	4-8	2-3	2-2	1-3-4	4	0	1	0	2	12
vs. UCLA*	30	1-7	0-3	1-2	2-3-5	2	2	3	0	5	3
A&M-Corpus Christi*	31	5-12	1-4	4-7	3-2-5	3	2	1	0	2	15
at St. John's*	32	3-10	1-2	2-3	0-2-2	5	2	1	0	1	9
Grambling State*	26	6-14	1-3	2-2	0-3-3	2	0	3	0	5	15
Texas Southern*	28	8-13	3-4	0-1	5-5-10	1	3	1	0	4	19
vs. Arizona State*	27	1-8	0-3	0-0	3-2-5	4	0	0	0	2	2
vs. USC*	32	7-12	3-7	3-4	1-3-4	1	4	3	0	2	20
San Jose State*	31	5-13	3-7	0-0	2-3-5	0	2	2	0	0	13
New Mexico State*	21	3-9	2-4	0-0	3-2-5	2	1	1	1	0	8
Western NM	17	5-10	1-1	1-2	1-4-5	0	5	2	0	1	12
VCU					-INJ-						
at Colorado State*	20	0-7	0-3	2-2	1-1-2	1	1	1	0	1	2
at Fresno State*	29	6-9	2-2	0-0	0-1-1	1	6	2	0	0	14
Nevada*	25	1-4	0-1	4-6	0-1-1	3	0	2	0	0	6
at Wyoming*	26	1-7	0-3	1-2	0-3-3	2	0	0	1	2	3
San Diego State*	29	5-10	3-7	0-4	0-5-5	1	1	1	0	1	13
at San Jose State*	25	2-7	0-2	2-3	2-1-3	3	2	0	0	5	6
Boise State*	27	5-8	1-1	2-2	0-2-2	3	5	0	1	1	13
Fresno State*	22	5-9	3-5	0-0	0-1-1	0	2	0	1	1	13
at UNLV*	30	4-9	0-3	1-2	2-2-4	3	2	0	0	1	9
at Utah State*	31	4-9	2-5	3-5	2-6-8	2	1	3	0	2	13
Colorado State*	31	5-7	2-2	3-5	1-2-3	2	1	0	0	3	15
at Air Force*	24	6-14	1-4	3-6	1-4-5	0	1	0	0	4	16
Wyoming*	30	5-9	2-4	3-5	0-3-3	2	0	1	0	3	15
Utah State*	36	8-15	4-8	5-7	2-3-5	3	4	2	2	4	25
at Boise State*	26	4-6	1-3	0-0	1-3-4	5	3	2	0	2	9
at San Diego State*	32	1-9	0-5	0-0	0-2-2	2	1	1	2	4	2
Air Force*	28	5-12	1-5	3-4	1-3-4	1	3	2	0	3	14
at Nevada*	28	1-7	1-6	0-0	1-2-3	4	3	2	1	1	3
UNLV*	28	5-8	1-3	8-12	2-2-4	3	2	0	0	2	19
vs. San Jose State*	37	5-12	1-4	0-0	1-4-5	0	1	1	0	2	11

* game started

SEASON NOTES

- Honorable Mention All-Mountain West
- Mountain West Player of the Week (Feb. 17)
- Scored 19 points vs. UNLV (Mar. 7)
- Had 14 points vs. Air Force (Mar. 1)
- Scored a career-high 25 points and had five rebounds, four assists and four steals vs. Utah State (Feb. 16)
- Had 15 points and three steals vs. Wyoming (Feb. 12)
- Had 16 points and four steals at Air Force (Feb. 8)
- Had 15 points and three steals vs. Colorado St (Feb. 5)
- Had 13 points and eight rebounds at Utah State (Feb. 1)
- Scored 13 points vs. Fresno State (Jan. 20)
- Had 13 points and five assists vs. Boise State (Jan. 17)
- Had 13 points and five boards vs. San Diego St. (Jan. 11)
- Had 14 points and six assists at Fresno State (Dec. 31)
- Had 12 points, five rebounds and five assists vs. Western New Mexico (Dec. 14)
- Had 13 points and five rebounds vs. San Jose St (Dec. 4)
- Had 20 points and four assists vs. USC (Nov. 29)
- Second career double-double with 19 points and 10 rebounds vs. Texas Southern (Nov. 24)
- Had 15 points and five steals vs. Grambling St. (Nov. 21)
- Had 15 points vs. Texas A&M-Corpus Christi (Nov. 12)
- Tied career high with five steals vs. No. 22 UCLA (Nov. 8)

	2024-25	CAREER	STREAK
Double-Doubles	1	2	-
Double Figure Scoring	19	28	2
20-Point Games	2	3	-
10-Rebound Games	1	2	-

CAREER STATISTICS

Year	G-GS	Min-Avg.	FG-FGA	Pct.	3FG-3FGA	Pct.	FT-FTA	Pct.	Off-Def.	Reb-Avg.	PF-DQ	Ast	TO	Blk	Stl	Pts-Avg
2023-24	35-1	622-17.8	86-204	.422	20-71	.282	40-59	.678	29-86	115-3.3	63-0	44	37	8	49	232-6.6
Conf	18-0	275-15.3	33-91	.363	7-35	.200	12-19	.632	13-29	42-2.3	30-0	16	12	5	28	85-4.7
2024-25	31-30	858-27.7	126-294	.429	42-117	.359	55-88	.625	38-83	121-3.9	65-2	60	38	10	66	349-11.3
Conf	20-20	558-27.9	78-179	.436	27-79	.342	40-65	.615	18-50	68-3.4	41-1	40	21	9	40	223-11.2
CAREER	66-31	1480-22.4	212-498	.426	62-188	.330	95-147	.646	67-169	236-3.6	128-2	104	75	18	115	581-8.8

Freshman | Guard | 6-2 | 190 | Beaumont, Texas | Beaumont United HS



Season Highs

Pts	18	vs. A&M-Corpus Christi (11/12/24)
Reb	3	vs. VCU (12/18/24)
FG	6	vs. A&M-Corpus Christi (11/12/24)
FGA	7	vs. A&M-Corpus Christi (11/12/24)
3FG	3	twice
3FGA	5	vs. Texas Southern (11/24/24)
FT	3	vs. A&M-Corpus Christi (11/12/24)
FTA	4	vs. A&M-Corpus Christi (11/12/24)
Ast	6	vs. Western New Mexico (12/14/24)
Blk	1	twice
Stl	2	four times
Min	21	vs. Western New Mexico (12/14/24)

Career Highs

18	vs. A&M-Corpus Christi (11/12/24)
3	vs. VCU (12/18/24)
6	vs. A&M-Corpus Christi (11/12/24)
7	vs. A&M-Corpus Christi (11/12/24)
3	twice
5	vs. Texas Southern (11/24/24)
3	vs. A&M-Corpus Christi (11/12/24)
4	vs. A&M-Corpus Christi (11/12/24)
6	vs. Western New Mexico (12/14/24)
1	twice
2	four times
21	vs. Western New Mexico (12/14/24)

MW Career Highs

6	twice
1	four times
2	three times
5	vs. San Diego State (1/11/25)
2	twice
4	vs. San Diego State (1/11/25)
2	vs. Boise State (1/17/25)
2	vs. Boise State (1/17/25)
1	five times
1	twice
2	twice
13	vs. Boise State (1/17/25)

2.5 PPG | 0.8 APG | 7.0 MPG | 42% 3FG

2024-25 GAME-BY-GAME

Opponent	MP	FG-A	3G-A	FT-A	O-D-T	PF	A	TO	BS	ST	TP
Nicholls	10	1-4	1-4	0-2	0-0-0	2	0	0	0	0	3
vs. UCLA	6	0-1	0-1	0-0	0-1-1	0	0	2	0	0	0
A&M-Corpus Christi	15	6-7	3-4	3-4	0-1-1	2	3	1	0	2	18
at St. John's	4	0-2	0-1	0-0	0-1-1	0	1	1	0	1	0
Grambling State	6	0-0	0-0	1-2	0-0-0	1	4	0	0	0	6
Texas Southern	15	3-6	3-5	1-2	0-0-0	1	2	0	0	0	10
vs. Arizona State	5	0-0	0-0	0-0	0-0-0	0	0	0	0	0	0
vs. USC	4	0-0	0-0	0-0	0-0-0	2	0	0	0	0	0
San Jose State	2	0-0	0-0	0-0	0-0-0	1	1	0	0	0	0
New Mexico State	17	2-6	1-3	1-2	1-1-2	4	3	0	0	0	6
Western NM	21	3-5	0-1	2-2	0-0-0	1	6	1	0	1	8
VCU	15	1-4	0-1	0-0	0-3-3	0	0	1	0	2	2
at Colorado State	4	2-4	2-2	0-0	0-0-0	1	0	0	0	2	6
at Fresno State	6	2-3	1-2	0-0	0-0-0	1	0	1	0	0	5
Nevada	6	0-1	0-0	0-0	0-0-0	0	0	1	0	1	0
at Wyoming	4	0-1	0-0	0-0	0-1-1	0	0	0	0	2	0
San Diego State	11	1-5	1-4	0-0	0-1-1	2	1	0	1	0	3
at San Jose State	5	0-0	0-0	0-0	0-0-0	0	0	1	0	0	0
Boise State	13	1-1	1-1	2-2	0-0-0	0	1	1	0	0	5
Fresno State	8	0-1	0-1	0-0	0-0-0	0	1	2	0	0	0
at UNLV	4	0-1	0-1	0-0	0-0-0	1	0	0	0	0	0
at Utah State	4	1-2	0-1	0-0	0-0-0	1	1	0	0	0	2
Colorado State	1	0-0	0-0	0-0	0-0-0	1	0	1	0	0	0
at Air Force	7	2-2	2-2	0-0	0-1-1	0	0	0	0	1	6
Wyoming	5	0-0	0-0	0-0	0-0-0	1	0	0	0	0	0
Utah State					-DNP-						
at Boise State	3	0-2	0-1	0-0	0-1-1	1	0	0	1	0	0
at San Diego State	1	0-0	0-0	0-0	0-0-0	1	0	1	0	0	0
Air Force	5	0-2	0-1	0-0	0-0-0	1	0	1	0	0	0
at Nevada					-DNP-						
UNLV	1	0-0	0-0	0-0	0-0-0	0	0	0	0	0	0
vs. San Jose State	2	0-0	0-0	0-0	0-0-0	0	0	0	0	0	0

* game started


SEASON NOTES

- Scored six points (2-2 3FG) at Air Force (Feb. 8)
- Had five points vs. Boise State (Jan. 17)
- Scored three points vs. San Diego State (Jan. 11)
- Had five points at Fresno State (Dec. 31)
- Scored first MW points (six, 2-2 3FG) at Colorado State (Dec. 28)
- Had eight points and six assists vs. Western New Mexico (Dec. 14)
- Had six points and three assists vs. New Mexico State (Dec. 7)
- Scored 10 points vs. Texas Southern (Nov. 24)
- Had four assists vs. Grambling State (Nov. 21)
- First career double figure game with 18 points (6-7 FG) vs. Texas A&M-Corpus Christi (Nov. 12)
- Scored first three career points vs. Nicholls in collegiate debut (Nov. 4)
- Had one point in the exhibition vs. UTEP (Oct. 28)

	2024-25	CAREER	STREAK
Double Figure Scoring	2	2	-

CAREER STATISTICS

Year	G-GS	Min-Avg.	FG-FGA	Pct.	3FG-3FGA	Pct.	FT-FTA	Pct.	Off-Def.	Reb-Avg.	PF-DQ	Ast	TO	Blk	Stl	Pts-Avg
2024-25	30-0	211-7.0	25-60	.417	15-36	.417	10-16	.625	1-11	12-0.4	25-0	24	15	2	12	75-2.5
Conf	18-0	89-4.9	9-25	.360	7-16	.438	2-2	1.000	0-4	4-0.2	12-0	5	9	2	6	27-1.5
CAREER	30-0	211-7.0	25-60	.417	15-36	.417	10-16	.625	1-11	12-0.4	25-0	24	15	2	12	75-2.5



Season Highs

Pts	9	vs. A&M-Corpus Christi (11/12/24)
Reb	10	vs. Western New Mexico (12/14/24)
FG	4	twice
FGA	4	three times
3FG	--	
3FGA	--	
FT	2	at Utah State (2/1/25)
FTA	4	at Utah State (2/1/25)
Ast	2	twice
Blk	5	vs. A&M-Corpus Christi (11/12/24)
Stl	2	vs. San Jose State (12/4/24)
Min	21	vs. A&M-Corpus Christi (11/12/24)

Career Highs

14	vs. Wyoming (12/30/23) ^{BYU}
11	twice
7	vs. Wyoming (12/30/23) ^{BYU}
10	vs. Wyoming (12/30/23) ^{BYU}
--	
1	four times
5	vs. Pepperdine (1/14/23) ^{BYU}
6	twice
3	vs. Southeastern Louisiana (11/15/23) ^{BYU}
5	vs. A&M-Corpus Christi (11/12/24)
3	at Pepperdine (2/9/23) ^{BYU}
26	at Pepperdine (2/12/22) ^{BYU}

MW Career Highs

5	at San Jose State (1/14/25)
5	at Utah State (2/1/25)
2	at San Jose State (1/14/25)
3	twice
--	
--	
2	at Utah State (2/1/25)
4	at Utah State (2/1/25)
1	twice
2	three times
2	vs. San Jose State (12/4/24)
18	at San Jose State (1/14/25)

2.0 PPG | 2.4 RPG | 83 MPG | 0.9 BPG

2024-25 GAME-BY-GAME

Opponent	MP	FG-A	3G-A	FT-A	O-D-T	PF	A	TO	BS	ST	TP
Nicholls	4	0-3	0-0	0-0	0-1-1	0	0	0	1	0	0
vs. UCLA	7	2-2	0-0	0-0	0-1-1	1	0	0	0	0	4
A&M-Corpus Christi	21	4-4	0-0	1-3	1-4-5	2	2	0	5	0	9
at St. John's	8	0-1	0-0	1-2	4-2-6	2	2	0	0	1	1
Grambling State	11	2-3	0-0	1-2	3-3-6	2	1	2	1	0	5
Texas Southern	13	2-4	0-0	0-0	2-0-2	0	1	1	2	0	4
vs. Arizona State	15	1-2	0-0	0-0	1-4-5	4	0	0	2	0	2
vs. USC	12	2-2	0-0	0-0	0-3-3	1	0	0	2	0	4
San Jose State	5	1-2	0-0	1-2	1-0-1	2	0	0	0	2	3
New Mexico State					-INJ-						
Western NM	17	4-4	0-0	0-0	5-5-10	1	1	1	2	1	8
VCU	9	0-1	0-0	0-2	0-0-0	2	0	0	0	1	0
at Colorado State	9	1-2	0-0	0-0	0-0-0	0	0	0	0	0	2
at Fresno State	5	0-0	0-0	0-0	1-2-3	2	1	0	1	1	0
Nevada	6	0-1	0-0	0-0	0-2-2	4	0	1	0	0	0
at Wyoming	1	0-1	0-0	0-0	0-0-0	0	0	1	0	0	0
San Diego State	10	1-1	0-0	1-1	2-0-2	2	0	1	1	1	3
at San Jose State	18	2-3	0-0	1-2	1-3-4	3	0	0	1	0	5
Boise State	5	0-0	0-0	0-0	0-1-1	2	0	0	0	0	0
Fresno State	11	1-3	0-0	0-0	1-3-4	1	0	0	1	1	2
at UNLV	4	0-0	0-0	0-0	0-0-0	2	0	0	0	0	0
at Utah State	14	0-2	0-0	2-4	0-5-5	2	0	1	2	0	2
Colorado State	2	0-0	0-0	0-0	0-0-0	2	0	1	0	0	0
at Air Force	12	0-1	0-0	0-0	1-3-4	2	1	0	2	1	0
Wyoming	5	0-0	0-0	0-0	1-0-1	2	0	0	0	0	0
Utah State	8	0-0	0-0	1-2	2-2-4	2	0	2	2	0	1
at Boise State	4	1-1	0-0	0-0	0-0-0	1	0	0	0	1	2
at San Diego State	3	0-0	0-0	0-0	0-0-0	1	0	1	0	0	0
Air Force					-DNP-						
at Nevada	2	0-0	0-0	0-0	0-1-1	0	0	0	0	0	0
UNLV					-DNP-						
vs. San Jose State	1	0-0	0-0	0-0	0-0-0	0	0	0	0	0	0

* game started

SEASON NOTES

- Had two points, five rebounds and two blocks at Utah State (Feb. 1)
- Had five points and four rebounds at San Jose State (Jan. 14)
- Had three points and two rebounds vs. San Diego State (Jan. 11)
- Had eight points (4-4 FG) and 10 rebounds vs. Western New Mexico (Dec. 14)
- Four points (2-2 FG) and three rebounds vs. USC (Nov. 29)
- Had two points and five rebounds vs. Arizona State (Nov. 28)
- Had five points and six rebounds vs. Grambling State (Nov. 21)
- Had nine points (4-4 FG), five rebounds and a career-high five blocks vs. Texas A&M-Corpus Christi (Nov. 12)
- Scored first four points as a Lobo vs. No. 22 UCLA (Nov. 8)
- Had one rebound and one block vs. Nicholls in UNM debut (Nov. 4)
- Had four points and four rebounds in the exhibition vs. UTEP (Oct. 28)

	2024-25	CAREER	STREAK
Double Figure Scoring	-	7	-
Double Figure Rebounds	1	3	-

CAREER STATISTICS

Year	G-GS	Min-Avg.	FG-FGA	Pct.	3FG-3FGA	Pct.	FT-FTA	Pct.	Off-Def.	Reb-Avg.	PF-DQ	Ast	TO	Blk	Stl	Pts-Avg
2021-22 %	32-3	341-10.7	44-76	.579	0-0	.000	9-19	.474	39-55	94-2.9	67-2	9	21	24	1	97-3.0
Conf	15-0	185-12.3	29-48	.604	0-0	.000	2-8	.250	18-25	43-2.9	32-1	4	6	17	1	60-4.0
2022-23 %	33-1	479-14.5	45-88	.511	0-2	.000	35-51	.686	48-70	118-3.6	78-2	17	41	35	12	125-3.8
Conf	15-0	212-14.1	22-39	.564	0-1	.000	20-24	.833	17-26	43-2.9	36-1	9	19	10	6	64-4.3
2023-24 %	23-0	253-11.0	41-66	.621	0-2	.000	11-24	.458	26-41	67-2.9	57-2	7	21	12	7	93-4.0
Conf	11-0	78-7.1	10-16	.625	0-0	.000	5-12	.417	8-5	13-1.2	25-1	0	14	3	2	25-2.3
2024-25	29-0	241-8.3	24-43	.558	0-0	.000	9-20	.450	26-45	71-2.4	45-0	9	12	25	10	57-2.0
Conf	18-0	124-6.9	7-17	.412	0-0	.000	6-11	.545	10-22	32-1.8	30-0	2	8	10	7	20-1.1
CAREER	117-4	1311-11.2	154-273	.564	0-4	.000	64-114	.561	139-211	350-3.0	247-6	42	95	96	30	372-3.2

% at BYU

Sophomore | Forward | 6-6 | 230 | Conakry, Guinea | J. Addison School [Georgia Tech]



Season Highs

Pts	4	three times
Reb	4	twice
FG	2	three times
FGA	3	twice
3FG	1	vs. A&M-Corpus Christi (11/12/24)
3FGA	1	three times
FT	--	
FTA	2	vs. San Jose State (12/4/24)
Ast	1	twice
Blk	1	five times
Stl	1	five times
Min	14	vs. A&M-Corpus Christi (11/12/24)

Career Highs

13	at Notre Dame (2/14/24) ^{GT}
8	vs. UMass Lowell (11/14/23) ^{GT}
6	at Notre Dame (2/14/24) ^{GT}
8	at Notre Dame (2/14/24) ^{GT}
1	four times
3	at Cincinnati (11/22/23) ^{GT}
2	vs. Wake Forest (2/6/24) ^{GT}
2	five times
1	six times
1	seven times
3	vs. UMass Lowell (11/14/23) ^{GT}
26	at Notre Dame (2/14/24) ^{GT}

MW Career Highs

4	vs. Fresno State (1/20/25)
4	at Air Force (2/8/25)
2	vs. Fresno State (1/20/25)
2	vs. Fresno State (1/20/25)
--	
--	
2	vs. San Jose State (12/4/24)
1	twice
1	at Air Force (2/8/25)
1	twice
13	at Air Force (2/8/25)

1.2 PPG | 1.2 RPG | 5.8 MPG | 58% FG

2024-25 GAME-BY-GAME

Opponent	MP	FG-A	3G-A	FT-A	O-D-T	PF	A	TO	BS	ST	TP
Nicholls					-DNP-						
vs. UCLA	10	1-1	0-0	0-1	0-1-1	4	0	0	0	0	2
A&M-Corpus Christi	14	1-1	1-1	0-0	0-1-1	4	0	1	0	1	3
at St. John's	9	1-1	0-0	0-0	0-1-1	0	0	1	0	0	2
Grambling State	7	0-1	0-0	0-0	0-4-4	2	0	1	1	0	0
Texas Southern	5	2-3	0-1	0-0	1-0-1	2	0	1	1	0	4
vs. Arizona State	5	0-1	0-0	0-0	0-1-1	1	0	2	0	0	0
vs. USC					-DNP-						
San Jose State	2	0-1	0-0	0-2	0-0-0	0	0	0	0	1	0
New Mexico State	8	1-1	0-0	0-0	0-1-1	0	0	0	1	1	2
Western NM	7	2-3	0-1	0-0	0-1-1	1	0	0	1	1	4
VCU					-DNP-						
at Colorado State					-DNP-						
at Fresno State	4	1-1	0-0	0-0	1-0-1	2	1	0	0	0	2
Nevada					-DNP-						
at Wyoming					-DNP-						
San Diego State	2	0-0	0-0	0-0	1-1-2	0	0	0	0	0	0
at San Jose State	2	0-0	0-0	0-0	0-0-0	0	0	0	0	0	0
Boise State	3	0-1	0-0	0-0	0-0-0	0	0	0	0	0	0
Fresno State	4	2-2	0-0	0-0	0-3-3	2	0	0	0	0	4
at UNLV					-DNP-						
at Utah State					-DNP-						
Colorado State					-DNP-						
at Air Force	13	0-1	0-1	0-0	1-3-4	3	0	0	1	0	0
Wyoming					-DNP-						
Utah State	1	0-0	0-0	0-0	0-0-0	1	0	0	0	0	0
at Boise State	8	0-0	0-0	0-0	0-1-1	1	0	0	0	0	0
at San Diego State					-DNP-						
Air Force	6	0-1	0-0	0-0	0-0-0	4	1	0	0	1	0
at Nevada					-DNP-						
UNLV	1	0-0	0-0	0-0	0-0-0	0	0	0	0	0	0
vs. San Jose State					-DNP-						

* game started

SEASON NOTES

- Grabbed four rebounds at Air Force (Feb. 8)
- Had four points and three rebounds vs. Fresno State (Jan. 20)
- Scored first Mountain West points (two) at Fresno State (Dec. 31)
- Scored four points vs. Western New Mexcio (Dec. 14)
- Had two points vs. New Mexico State (Dec. 7)
- Scored four points vs. Texas Southern (Nov. 24)
- Had two points at St. John's (Nov. 17)
- Scored three points vs. Texas A&M-Corpus Christi (Nov. 12)
- Made Lobo debut vs. No. 22 UCLA, scoring two points (Nov. 8)
- Had four points and two rebounds in the exhibition vs. UTEP (Oct. 28)


	2024-25	CAREER	STREAK
Double Figure Scoring	-	1	-

CAREER STATISTICS

Year	G-GS	Min-Avg.	FG-FGA	Pct.	3FG-3FGA	Pct.	FT-FTA	Pct.	Off-Def.	Reb-Avg.	PF-DQ	Ast	TO	Blk	Stl	Pts-Avg
2023-24 %	20-3	227-11.4	18-38	.474	4-14	.286	3-10	.300	20-33	53-2.7	26-0	4	11	4	11	43-2.2
Conf	11-3	115-10.4	11-22	.500	2-7	.286	2-3	.667	8-15	23-2.1	11-0	2	3	3	4	26-2.4
2024-25	19-0	110-5.8	11-19	.579	1-4	.250	0-3	.000	4-18	22-1.2	27-0	2	6	5	5	23-1.2
Conf	11-0	45-4.1	3-7	.429	0-1	.000	0-2	.000	3-8	11-1.0	13-0	2	0	1	2	6-0.5
CAREER	39-3	336-8.8	29-57	.509	5-18	.278	3-13	.231	24-51	75-2.0	53-0	6	17	9	16	66-1.7

% at Georgia Tech

Sophomore | Forward | 6-9 | 220 | Belgrade, Serbia | KK Beko [Arizona]



Season Highs

Pts	18	at Boise State (2/19/25)
Reb	11	at Wyoming (1/7/25)
FG	7	at Boise State (2/19/25)
FGA	10	at Wyoming (1/7/25)
3FG	3	twice
3FGA	7	twice
FT	6	twice
FTA	8	vs. Utah State (2/16/25)
Ast	5	vs. Boise State (1/17/25)
Blk	2	twice
Stl	4	twice
Min	34	vs. Utah State (2/16/25)

Career Highs

Pts	18	at Boise State (2/19/25)
Reb	11	at Wyoming (1/7/25)
FG	7	at Boise State (2/19/25)
FGA	10	at Wyoming (1/7/25)
3FG	3	twice
3FGA	7	twice
FT	6	twice
FTA	8	vs. Utah State (2/16/25)
Ast	5	vs. Boise State (1/17/25)
Blk	2	twice
Stl	4	twice
Min	34	vs. Utah State (2/16/25)

MW Career Highs

Pts	18	at Boise State (2/19/25)
Reb	11	at Wyoming (1/7/25)
FG	7	at Boise State (2/19/25)
FGA	10	at Wyoming (1/7/25)
3FG	3	twice
3FGA	7	twice
FT	6	twice
FTA	8	vs. Utah State (2/16/25)
Ast	5	vs. Boise State (1/17/25)
Blk	2	twice
Stl	4	twice
Min	34	vs. Utah State (2/16/25)

5.9 PPG | 4.6 RPG | 22.1 MPG | 1.2 APG

2024-25 GAME-BY-GAME

Opponent	MP	FG-A	3G-A	FT-A	O-D-T	PF	A	TO	BS	ST	TP
Nicholls*	19	2-6	1-4	0-0	2-5-7	2	2	1	0	0	5
vs. UCLA*	24	2-2	2-2	0-0	0-2-2	3	3	1	0	0	6
A&M-Corpus Christi*	14	0-5	0-2	0-0	1-0-1	2	0	1	0	0	0
at St. John's*	9	0-0	0-0	0-0	0-0-0	0	0	1	0	0	0
Grambling State	9	1-3	0-0	0-0	0-0-0	1	1	0	0	1	2
Texas Southern	10	5-6	1-2	0-0	0-4-4	2	2	1	0	0	11
vs. Arizona State	16	2-5	0-0	0-0	1-0-1	3	0	1	0	1	4
vs. USC	8	0-1	0-1	0-0	0-0-0	0	0	0	0	1	0
San Jose State	31	4-5	1-1	0-1	1-6-7	2	3	0	0	1	9
New Mexico State	13	1-2	0-1	0-2	2-3-5	1	1	1	0	0	2
Western NM*	17	5-9	1-4	2-2	0-1-1	3	1	1	1	0	13
VCU*	33	1-6	0-1	0-0	5-4-9	3	0	1	0	0	2
at Colorado State*	24	4-4	2-2	0-1	1-3-4	3	1	1	1	4	10
at Fresno State*	16	1-4	0-1	1-2	1-3-4	3	1	0	1	1	3
Nevada*	27	1-3	1-2	6-6	2-6-8	4	0	0	0	0	9
at Wyoming*	31	6-10	3-6	1-1	2-9-11	1	0	0	0	0	16
San Diego State*	29	3-9	2-7	1-3	2-7-9	2	2	1	0	0	9
at San Jose State*	29	1-7	0-2	0-0	0-7-7	1	0	3	0	1	2
Boise State*	29	3-4	1-2	2-2	0-10-10	2	5	1	0	4	9
Fresno State*	19	3-5	0-1	0-0	0-3-3	2	1	0	0	1	6
at UNLV*	32	2-3	0-1	1-2	1-7-8	5	3	3	0	2	5
at Utah State*	25	0-5	0-3	0-1	0-4-4	3	1	3	0	0	0
Colorado State*	28	2-5	0-1	0-0	1-2-3	1	1	0	0	0	4
at Air Force*	20	5-9	0-2	0-0	0-1-1	2	1	1	0	0	10
Wyoming*	17	0-2	0-1	1-2	4-3-7	0	0	2	0	1	1
Utah State*	34	2-5	1-3	6-8	2-3-5	2	2	3	2	0	11
at Boise State*	28	7-9	3-5	1-2	1-3-4	5	1	2	0	0	18
at San Diego State*	23	2-6	1-3	4-5	2-4-6	1	1	1	0	1	9
Air Force*	19	1-4	0-2	2-2	0-2-2	3	0	0	0	0	4
at Nevada*	29	1-9	1-7	1-2	1-4-5	5	1	1	1	1	4
UNLV*	29	2-4	1-2	0-0	0-4-4	2	3	1	2	0	5
vs. San Jose State*	17	0-4	0-1	1-2	0-4-4	1	1	1	0	1	1

* game started

SEASON NOTES

- Scored a career-high 18 points (7-9 FG) at Boise State (Feb. 19)
- Had 11 points and five rebounds vs. Utah State (Feb. 16)
- Had 10 points at Air Force (Feb. 8)
- Had nine points (3-4 FG), 10 rebounds, career-high five assists and four steals vs. Boise State (Jan. 17)
- Had nine points and nine rebounds vs. San Diego State (Jan. 11)
- Had 16 points and a career-high 11 rebounds for first career double-double at Wyoming (Jan. 7)
- Had nine points and eight rebounds vs. Nevada (Jan. 3)
- Had 10 points (4-4 FG) and a career-high four steals at Colorado State (Dec. 28)
- Had a career-high nine rebounds vs. VCU (Dec. 18)
- Scored 13 points vs. Western New Mexico (Dec. 14)
- Had nine points (4-5 FG), seven rebounds and three assists vs. San Jose State (Dec. 4)
- Had four points vs. Arizona State (Nov. 28)
- Had 11 points (5-6 FG) vs. Texas Southern (Nov. 24)
- Had six points (2-2 3FG) vs. No. 22 UCLA (Nov. 8)
- Had five points and matched a career high with seven rebounds in his UNM debut and first career start vs. Nicholls

	2024-25	CAREER	STREAK
Double-Doubles	1		-
Double Figure Scoring	7	8	-
Double Figure Rebounds	2	2	-

CAREER STATISTICS

Year	G-GS	Min-Avg.	FG-FGA	Pct.	3FG-3FGA	Pct.	FT-FTA	Pct.	Off-Def.	Reb-Avg.	PF-DQ	Ast	TO	Blk	Stl	Pts-Avg
2022-23 %	14-0	54-3.9	7-13	.538	2-4	.500	2-3	.667	3-9	12-0.9	8-0	6	5	0	1	18-1.3
Conf	6-0	18-3.0	3-5	.600	1-1	1.000	1-2	.500	1-0	1-0.2	1-0	3	0	0	1	8-1.3
2023-24 %	20-0	111-5.6	16-39	.410	0-12	.000	13-15	.867	12-20	32-1.6	10-0	16	10	1	4	45-2.3
Conf	12-0	50-4.2	7-18	.389	0-5	.000	2-2	1.000	5-8	13-1.1	4-0	13	7	1	2	16-1.3
2024-25	32-26	709-22.1	69-161	.429	22-72	.306	30-46	.652	32-114	146-4.6	70-3	38	33	8	21	190-5.9
Conf	20-19	520-26.0	50-112	.446	17-54	.315	27-40	.675	21-91	112-5.6	49-3	27	23	7	17	144-7.2
CAREER	66-26	873-13.2	92-213	.432	24-88	.273	45-64	.703	47-143	190-2.9	88-3	60	48	9	26	253-3.8

% at Arizona



Season Highs

Pts	3	vs. Western New Mexico (12/14/24)
Reb	2	vs. Texas Southern (11/24/24)
FG	1	twice
FGA	2	twice
3FG	1	vs. Western New Mexico (12/14/24)
3FGA	2	vs. Western New Mexico (12/14/24)
FT	1	twice
FTA	4	at Air Force (2/8/25)
Ast	1	twice
Blk	--	
Stl	1	three times
Min	10	vs. Western New Mexico (12/14/24)

Career Highs

7	twice
4	vs. Texas Southern (11/6/23)
3	twice
6	vs. New Mexico State (12/2/23)
1	six times
4	vs. New Mexico State (12/2/23)
1	three times
4	at Air Force (2/8/25)
1	three times
2	vs. Air Force (3/13/24) ^{MMT}
2	four times
19	twice

MW Career Highs

2	twice
1	three times
1	twice
1	five times
--	
1	twice
1	twice
4	at Air Force (2/8/25)
--	
2	vs. Air Force (3/13/24) ^{MMT}
1	three times
6	twice

0.5 PPG | 0.5 RPG | 4.0 MPG |

2024-25 GAME-BY-GAME

Opponent	MP	FG-A	3G-A	FT-A	O-D-T	PF	A	TO	BS	ST	TP
Nicholls	1	0-0	0-0	0-0	0-0-0	0	0	0	0	0	0
vs. UCLA	2	0-1	0-1	0-0	0-0-0	0	0	0	0	0	0
A&M-Corpus Christi	4	0-0	0-0	0-0	0-1-1	0	0	1	0	0	0
at St. John's					-DNP-						
Grambling State	3	0-0	0-0	0-0	1-0-1	0	1	0	0	0	0
Texas Southern	8	1-2	0-0	0-1	1-1-2	1	0	0	0	0	2
vs. Arizona State					-DNP-						
vs. USC	2	0-0	0-0	0-0	0-0-0	2	0	1	0	0	0
San Jose State					-DNP-						
New Mexico State					-DNP-						
Western NM	10	1-2	1-2	0-0	0-1-1	1	1	0	0	1	3
VCU					-DNP-						
at Colorado State					-DNP-						
at Fresno State					-DNP-						
Nevada					-DNP-						
at Wyoming					-DNP-						
San Diego State	2	0-1	0-1	0-0	0-0-0	0	0	0	0	0	0
at San Jose State					-DNP-						
Boise State	3	0-0	0-0	0-0	0-0-0	0	0	0	0	0	0
Fresno State	6	0-0	0-0	0-0	0-0-0	0	0	1	0	0	0
at UNLV					-DNP-						
at Utah State	1	0-0	0-0	1-2	1-0-1	0	0	0	0	0	1
Colorado State					-DNP-						
at Air Force	6	0-1	0-1	1-4	0-1-1	2	0	0	0	1	1
Wyoming					-DNP-						
Utah State					-DNP-						
at Boise State					-DNP-						
at San Diego State					-DNP-						
Air Force	4	0-0	0-0	0-0	0-0-0	0	0	0	0	1	0
at Nevada					-DNP-						
UNLV					-DNP-						
vs. San Jose State					-DNP-						

* game started

SEASON NOTES

- Had one point, one rebound and one steal at Air Force (Feb. 8)
- Had one point and one rebound at Utah State (Feb. 1)
- Scored three points vs. Western New Mexico (Dec. 14)
- Had two points and two rebounds vs. Texas Southern (Nov. 24)
- Scored two points in the exhibition vs. UTEP (Oct. 28)

	2024-25	CAREER	STREAK
Double Figure Scoring	-	-	-

CAREER STATISTICS

Year	G-GS	Min-Avg.	FG-FGA	Pct.	3FG-3FGA	Pct.	FT-FTA	Pct.	Off-Def.	Reb-Avg.	PF-DQ	Ast	TO	Blk	Stl	Pts-Avg
2022-23									Redshirt season							
Conf	--															
2023-24	19-0	170-8.9	16-32	.500	5-17	.294	1-4	.250	7-20	27-1.4	25-0	1	6	3	11	38-2.0
Conf	4-0	16-4.0	1-2	.500	0-0	.000	0-0	.000	1-0	1-0.3	1-0	0	0	0	1	2-0.5
2024-25	13-0	52-4.0	2-7	.286	1-5	.200	2-7	.286	3-4	7-0.5	6-0	2	3	0	3	7-0.5
Conf	6-0	22-3.6	0-2	.000	0-2	.000	2-6	.333	1-1	2-0.3	2-0	0	1	0	2	2-0.3
CAREER	32-0	222-6.9	18-39	.462	6-22	.273	3-11	.273	10-24	34-1.1	31-0	3	9	3	14	45-1.4

#13

#13 DANIEL THOMAS

Freshman | Forward | 6-8 | 225 | Dallas, Texas | Dallas Carter HS



Season Highs

Pts	--
Reb	--
FG	--
FGA	--
3FG	--
3FGA	--
FT	--
FTA	--
Ast	--
Blk	--
Stl	--
Min	--

Career Highs

11
 12
 13
 14
 15
 16
 17
 18
 19
 20
 21
 22
 23
 24
 25
 26
 27
 28
 29
 30
 31
 32
 33
 34
 35
 36
 37
 38
 39
 40
 41
 42
 43
 44
 45
 46
 47
 48
 49
 50
 51
 52
 53
 54
 55
 56
 57
 58
 59
 60
 61
 62
 63
 64
 65
 66
 67
 68
 69
 70
 71
 72
 73
 74
 75
 76
 77
 78
 79
 80
 81
 82
 83
 84
 85
 86
 87
 88
 89
 90
 91
 92
 93
 94
 95
 96
 97
 98
 99
 100
 101
 102
 103
 104
 105
 106
 107
 108
 109
 110
 111
 112
 113
 114
 115
 116
 117
 118
 119
 120
 121
 122
 123
 124
 125
 126
 127
 128
 129
 130
 131
 132
 133
 134
 135
 136
 137
 138
 139
 140
 141
 142
 143
 144
 145
 146
 147
 148
 149
 150
 151
 152
 153
 154
 155
 156
 157
 158
 159
 160
 161
 162
 163
 164
 165
 166
 167
 168
 169
 170
 171
 172
 173
 174
 175
 176
 177
 178
 179
 180
 181
 182
 183
 184
 185
 186
 187
 188
 189
 190
 191
 192
 193
 194
 195
 196
 197
 198
 199
 200
 201
 202
 203
 204
 205
 206
 207
 208
 209
 210
 211
 212
 213
 214
 215
 216
 217
 218
 219
 220
 221
 222
 223
 224
 225
 226
 227
 228
 229
 230
 231
 232
 233
 234
 235
 236
 237
 238
 239
 240
 241
 242
 243
 244
 245
 246
 247
 248
 249
 250
 251
 252
 253
 254
 255
 256
 257
 258
 259
 260
 261
 262
 263
 264
 265
 266
 267
 268
 269
 270
 271
 272
 273
 274
 275
 276
 277
 278
 279
 280
 281
 282
 283
 284
 285
 286
 287
 288
 289
 290
 291
 292
 293
 294
 295
 296
 297
 298
 299
 300
 301
 302
 303
 304
 305
 306
 307
 308
 309
 310
 311
 312
 313
 314
 315
 316
 317
 318
 319
 320
 321
 322
 323
 324
 325
 326
 327
 328
 329
 330
 331
 332
 333
 334
 335
 336
 337
 338
 339
 340
 341
 342
 343
 344
 345
 346
 347
 348
 349
 350
 351
 352
 353
 354
 355
 356
 357
 358
 359
 360
 361
 362
 363
 364
 365
 366
 367
 368
 369
 370
 371
 372
 373
 374
 375
 376
 377
 378
 379
 380
 381
 382
 383
 384
 385
 386
 387
 388
 389
 390
 391
 392
 393
 394
 395
 396
 397
 398
 399
 400
 401
 402
 403
 404
 405
 406
 407
 408
 409
 410
 411
 412
 413
 414
 415
 416
 417
 418
 419
 420
 421
 422
 423
 424
 425
 426
 427
 428
 429
 430
 431
 432
 433
 434
 435
 436
 437
 438
 439
 440
 441
 442
 443
 444
 445
 446
 447
 448
 449
 450
 451
 452
 453
 454
 455
 456
 457
 458
 459
 460
 461
 462
 463
 464
 465
 466
 467
 468
 469
 470
 471
 472
 473
 474
 475
 476
 477
 478
 479
 480
 481
 482
 483
 484
 485
 486
 487
 488
 489
 490
 491
 492
 493
 494
 495
 496
 497
 498
 499
 500
 501
 502
 503
 504
 505
 506
 507
 508
 509
 510
 511
 512
 513
 514
 515
 516
 517
 518
 519
 520
 521
 522
 523
 524
 525
 526
 527
 528
 529
 530
 531
 532
 533

MW Career Highs

08

09

10

11

12

13

14

15

16

17

18

19

20

21

22

23

24

25

26

27

28

29

30

-- PPG | -- APG | -- MPG | -- SPG

2024-25 GAME-BY-GAME

Opponent	MP	FG-A	3G-A	FT-A	O-D-T	PF	A	TO	BS	ST	TP
Nicholls					-DNP-						
vs. UCLA					-DNP-						
A&M-Corpus Christi					-DNP-						
at St. John's					-DNP-						
Grambling State					-DNP-						
Texas Southern					-DNP-						
vs. Arizona State					-DNP-						
vs. USC					-DNP-						
San Jose State					-DNP-						
New Mexico State					-DNP-						
Western NM					-DNP-						
VCU					-DNP-						
at Colorado State					-DNP-						
at Fresno State					-DNP-						
Nevada					-DNP-						
at Wyoming					-DNP-						
San Diego State					-DNP-						
at San Jose State					-DNP-						
Boise State					-DNP-						
Fresno State					-DNP-						
at UNLV					-DNP-						
at Utah State					-DNP-						
Colorado State					-DNP-						
at Air Force					-DNP-						
Wyoming					-DNP-						
Utah State					-DNP-						
at Boise State					-DNP-						
at San Diego State					-DNP-						
Air Force					-DNP-						
at Nevada					-DNP-						
UNLV					-DNP-						
vs. San Jose State					-DNP-						

* game started

SEASON NOTES

- Plans to redshirt this season

	2024-25	CAREER	STREAK
Double Figure Scoring	-	-	-

CAREER STATISTICS

[illegible]

Senior | Forward | 6-9 | 215 | Helsinki, Finland | HBA-Marsky [Dayton]



Season Highs

Pts	28	vs. Arizona State (11/28/24)
Reb	13	vs. Nicholls (11/4/24)
FG	8	at Fresno State (12/31/24)
FGA	16	twice
3FG	4	twice
3FGA	11	vs. New Mexico State (12/7/24)
FT	13	vs. Arizona State (11/28/24)
FTA	14	vs. Arizona State (11/28/24)
Ast	4	vs. Nevada (1/3/25)
Blk	3	vs. San Diego State (1/11/25)
Stl	2	seven times
Min	39	vs. Nevada (1/3/25)

Career Highs

Pts	28	vs. Arizona State (11/28/24)
Reb	13	vs. Nicholls (11/4/24)
FG	9	vs. La Salle (12/30/20) ^{UD}
FGA	16	twice
3FG	4	three times
3FGA	11	vs. New Mexico State (12/7/24)
FT	13	vs. Arizona State (11/28/24)
FTA	14	vs. Arizona State (11/28/24)
Ast	8	vs. Alcorn State (12/20/22) ^{UD}
Blk	3	twice
Stl	3	twice
Min	42	at Rhode Island (2/16/21) ^{UD}

MW Career Highs

Pts	23	at Fresno State (12/31/24)
Reb	11	twice
FG	8	at Fresno State (12/31/24)
FGA	13	at Fresno State (12/31/24)
3FG	4	at Fresno State (12/31/24)
3FGA	9	at Wyoming (2/6/24)
FT	6	three times
FTA	9	vs. San Jose State (12/4/24)
Ast	4	twice
Blk	3	twice
Stl	2	seven times
Min	39	vs. Nevada (1/3/25)

11.3 PPG | 5.3 RPG | 28.2 MPG | 1.4 APG

2024-25 GAME-BY-GAME

Opponent	MP	FG-A	3G-A	FT-A	O-D-T	PF	A	TO	BS	ST	TP
Nicholls*	32	5-15	1-9	2-2	5-8-13	3	2	0	2	0	13
vs. UCLA*	28	3-7	2-4	0-0	0-4-4	4	0	3	2	0	8
A&M-Corpus Christi*	27	3-9	1-5	5-6	2-5-7	3	2	4	2	2	12
at St. John's	34	6-14	4-7	0-0	0-4-4	2	3	0	1	1	16
Grambling State*	30	3-7	1-4	3-6	1-8-9	1	2	2	2	2	10
Texas Southern*	29	6-15	2-6	4-6	0-2-2	1	1	0	0	0	18
vs. Arizona State*	35	6-16	3-9	13-14	3-5-8	4	0	2	0	0	28
vs USC*	29	3-6	1-2	3-5	1-2-3	0	0	3	0	1	10
San Jose State*	37	6-12	1-3	6-9	5-4-9	2	3	0	2	1	19
New Mexico State*	38	2-16	2-11	4-4	5-3-8	3	2	0	0	2	10
Western NM*	21	4-7	1-3	0-0	0-1-1	2	1	0	0	1	9
VCU*	34	5-12	0-2	5-7	2-6-8	0	0	0	0	1	15
at Colorado State*	24	5-10	0-2	4-4	3-2-5	4	1	1	0	1	14
at Fresno State*	32	8-13	4-6	3-4	0-5-5	3	1	6	0	0	23
Nevada*	39	4-11	1-6	5-7	0-5-5	4	4	2	2	1	14
at Wyoming*	24	0-7	0-4	0-0	0-2-2	3	1	3	1	0	0
San Diego State*	33	4-12	0-4	2-6	4-7-11	2	2	0	3	2	10
at San Jose State*	26	4-9	1-2	0-0	2-0-2	0	1	2	0	0	9
Boise State*	32	3-8	1-5	4-4	0-3-3	1	2	0	1	1	11
Fresno State*	20	6-8	3-4	0-0	2-5-7	3	3	1	0	2	15
at UNLV*	21	0-2	0-1	2-4	1-2-3	2	1	2	1	0	2
at Utah State*	28	4-6	2-4	6-7	1-2-3	4	1	3	0	0	16
Colorado State*	22	2-7	2-4	0-0	2-5-7	2	0	0	1	0	6
at Air Force					-INJ-						
Wyoming*	17	1-4	0-2	0-0	1-2-3	0	0	1	0	0	2
Utah State					-INJ-						
at Boise State					-INJ-						
at San Diego State*	15	1-8	1-6	0-0	3-0-3	2	0	1	0	1	3
Air Force*	25	5-9	1-3	4-7	3-2-5	0	2	1	0	0	15
at Nevada*	25	2-9	2-6	2-4	2-2-4	3	0	0	1	1	8
UNLV*	29	2-6	0-1	2-5	4-3-7	1	3	3	0	2	6
vs. San Jose State*	31	3-12	0-6	0-1	1-3-4	3	2	0	0	2	6

* game started

SEASON NOTES

- Tri-Captain
- Had 15 points vs. Air Force (Mar. 1)
- Scored 16 points at Utah State (Feb. 1)
- Scored 15 points (6-8 FG) vs. Fresno State (Jan. 20)
- Double-double with 10 points and 11 rebounds vs. San Diego State (Jan. 11)
- Scored 14 points vs. Nevada (Jan. 3)
- Had 23 points for first 20-point game in MW play at Fresno State (Dec. 31)
- Scored 14 points at Colorado State (Dec. 28)
- Had 15 points and eight rebounds vs. VCU (Dec. 18)
- Had 19 points and nine rebounds vs. San Jose St (Dec. 4)
- Scored a career high 28 points vs. Arizona State (Nov. 28)
- Had 18 points, including scoring his 1,000th career point vs. Texas Southern (Nov. 24)
- Team-high 16 points (tied career high with four 3-pointers) at No. 22 St. John's
- Had 12 points and seven rebounds vs. Texas A&M-Corpus Christi (Nov. 12)
- Scored eight points vs. No. 22 UCLA (Nov. 8)
- Had 13 points and a career-high 13 rebounds vs. Nicholls (Nov. 4)

	2024-25	CAREER	STREAK
Double-Doubles	2	5	-
Double Figure Scoring	18	68	-
20-Point Games	2	4	-
10-Rebound Games	2	6	-

CAREER STATISTICS

Year	G-GS	Min-Avg.	FG-FGA	Pct.	3FG-3FGA	Pct.	FT-FTA	Pct.	Off-Def.	Reb-Avg.	PF-DQ	Ast	TO	Blk	Stl	Pts-Avg
2020-21 %	19-15	569-29.9	68-137	.496	26-68	.382	26-34	.765	24-83	107-5.6	45-1	24	31	8	13	188-9.9
Conf	16-14	481-30.1	57-117	.487	24-59	.407	22-29	.759	21-69	90-5.6	35-1	21	26	8	11	160-10.0
2021-22 %	35-1	693-19.8	65-163	.399	28-95	.295	37-51	.725	41-101	142-4.1	57-0	26	37	7	7	195-5.6
Conf	18-1	375-20.8	37-87	.425	14-44	.318	16-24	.667	23-49	72-4.0	27-0	15	16	5	3	104-5.8
2022-23 %	34-19	1006-29.6	103-233	.442	45-123	.366	66-83	.795	40-124	164-4.8	61-0	59	46	10	8	317-9.3
Conf	18-10	513-28.5	55-123	.447	21-54	.389	15-22	.682	15-67	82-4.6	32-0	28	19	9	6	146-8.1
2023-24	35-2	657-18.8	77-191	.403	28-96	.292	54-70	.771	36-85	121-3.5	75-0	23	25	9	20	236-6.7
Conf	18-0	383-21.3	53-113	.469	23-59	.390	33-39	.846	28-52	80-4.4	38-0	15	16	3	9	162-9.0
2024-25	29-29	818-28.2	106-277	.383	37-131	.282	79-112	.705	53-102	155-5.3	62-0	40	40	21	24	328-11.3
Conf	17-17	450-26.5	57-141	.404	19-63	.302	40-61	.656	33-51	84-4.9	36-0	25	26	12	12	173-10.2
CAREER	152-66	3740-24.6	419-1001	.419	164-513	.320	262-350	.749	194-495	689-4.5	300-1	172	179	55	72	1264-8.3

% at Dayton



Season Highs

Pts	28	vs. Nicholls (11/4/24)
Reb	21	at Air Force (2/8/25)
FG	13	vs. UNLV (3/7/25)
FGA	19	vs. UNLV (3/7/25)
3FG	--	
3FGA	1	six times
FT	10	twice
FTA	13	vs. Colorado State (2/5/25)
Ast	4	twice
Blk	5	vs. Colorado State (2/5/25)
Stl	4	vs. New Mexico State (12/7/24)
Min	39	three times

Career Highs

28	twice
21	at Air Force (2/8/25)
13	vs. UNLV (3/7/25)
19	vs. UNLV (3/7/25)
1	vs. North Alabama (11/20/21) ^{Iona}
1	15 times
10	four times
14	three times
5	twice
6	twice
5	at New Mexico State (12/15/23)
39	four times

MW Career Highs

26	twice
21	at Air Force (2/8/25)
13	vs. UNLV (3/7/25)
19	vs. UNLV (3/7/25)
--	
1	three times
10	vs. Colorado State (2/5/25)
13	vs. Colorado State (2/5/25)
4	twice
5	three times
4	at San Jose State (1/24/24)
39	three times

13.8 PPG | 11.3 RPG | 31.1 MPG | 1.6 BPG

2024-25 GAME-BY-GAME

Opponent	MP	FG-A	3G-A	FT-A	O-D-T	PF	A	TO	BS	ST	TP
Nicholls*	36	9-15	0-0	10-12	6-10-16	2	2	3	3	2	28
vs. UCLA*	33	5-9	0-0	6-8	4-8-12	3	0	4	1	2	16
A&M-Corpus Christi*	16	5-6	0-0	0-3	3-6-9	4	2	1	2	2	10
at St. John's*	32	8-11	0-0	0-6	3-1-4	2	1	3	2	1	16
Grambling State*	29	3-7	0-1	1-2	1-10-11	2	3	2	3	2	7
Texas Southern*	23	2-4	0-1	4-6	1-7-8	3	1	2	3	2	8
vs. Arizona State*	25	1-3	0-0	1-1	2-5-7	4	1	5	0	1	3
vs. USC*	26	5-8	0-0	5-6	4-2-6	2	1	2	2	0	15
San Jose State*	35	5-11	0-0	6-6	2-8-10	3	2	2	0	1	16
New Mexico State*	37	7-17	0-1	2-5	7-10-17	1	2	1	2	4	1
Western NM*	16	2-5	0-0	2-2	3-3-6	1	0	3	0	0	6
VCU*	31	5-11	0-0	5-8	6-5-11	2	1	4	1	2	15
at Colorado State*	31	4-9	0-0	1-2	2-9-11	3	1	2	0	0	9
at Fresno State*	31	4-6	0-0	4-4	1-11-12	3	2	1	4	1	12
Nevada*	39	7-8	0-0	6-9	2-8-10	3	0	2	3	1	20
at Wyoming*	37	5-10	0-0	2-4	4-8-12	3	0	3	2	0	12
San Diego State*	30	3-10	0-0	0-0	4-5-9	3	2	2	1	0	6
at San Jose State*	20	7-10	0-1	6-8	2-4-6	4	0	0	1	0	20
Boise State*	32	7-14	0-0	2-2	1-8-9	3	1	3	1	2	16
Fresno State*	25	3-6	0-0	4-8	4-11-15	0	1	3	0	0	10
at UNLV*	36	8-16	0-0	6-10	7-11-18	2	1	0	1	0	22
at Utah State*	26	7-7	0-0	1-1	3-10-13	4	1	2	1	0	15
Colorado State*	38	4-9	0-0	10-13	2-9-11	2	4	2	5	3	18
at Air Force*	28	6-10	0-1	2-3	7-14-21	1	0	3	1	2	14
Wyoming*	30	4-6	0-0	3-6	3-5-8	4	2	5	2	3	11
Utah State*	31	4-10	0-0	7-8	1-4-5	3	1	1	0	1	15
at Boise State*	36	8-11	0-0	1-2	1-7-8	2	1	4	0	2	17
at San Diego State*	37	2-7	0-0	2-5	7-9-16	4	0	1	0	2	6
Air Force*	30	7-8	0-0	0-0	2-11-13	4	1	3	3	2	14
at Nevada*	38	3-8	0-1	3-4	1-14-15	2	0	2	1	1	9
UNLV*	39	13-19	0-0	0-3	2-14-16	3	4	1	3	2	26
vs. San Jose State*	39	6-16	0-0	2-5	8-10-18	2	0	3	2	0	14

* game started

SEASON NOTES

- 1st Team All-Mountain West & MW All-Defensive Team
- Four-time MW Player of the Week (11/11, 1/6, 2/3, 2/10)
- Had 14 points and a UNM MWT record 18 rebounds vs. San Jose State (Mar. 13)
- Had 26 points (13-19 FG) and 16 rebounds vs. UNLV on his senior night (Mar. 7)
- 5th straight double-double with 14 points and a career-high 21 rebounds at Air Force (Feb. 8)
- Had 18 points, 11 boards, five blocks, four assists and three steals vs. Colorado State (Feb. 5)
- Had 15 points (7-7 FG) and 13 boards at Utah St (Feb. 1)
- Had 22 points and 18 rebounds at UNLV (Jan. 25)
- Had 20 points, including game-winning shot as time expired, and 10 rebounds vs. Nevada (Jan. 3)
- Had 16 points and 17 boards vs. New Mexico St (Dec. 7)
- Had 16 points and 12 rebounds vs. No. 22 UCLA (Nov. 8)
- Matched a career high with 28 points to go with 16 rebounds vs. Nicholls (Nov. 4)

UNM CAREER RECORD BOOK

	Total	Rank	Up Next
Rebounds	657	10th	Drew Gordon (661-9th)
Blocks	99	T-10th	AJ Hardeman (100-9th)
Dbl-Dbls	25	T-7th	Drew Gordon (6th-32)

	2024-25	CAREER	STREAK
Double-Doubles	16	59	2
Double Figure Scoring	24	107	2
20-Point Games	4	13	-
10-Rebound Games	20	69	5

CAREER STATISTICS

Year	G-GS	Min-Avg.	FG-FGA	Pct.	3FG-3FGA	Pct.	FT-FTA	Pct.	Off-Def.	Reb-Avg.	PF-DQ	Ast	TO	Blk	Stl	Pts-Avg
2020-21 %	18-16	499-27.7	81-136	.596	0-1	.000	37-58	.638	51-84	135-7.5	60-4	24	41	29	11	199-11.1
Conf	9-9	232-25.8	44-70	.629	0-1	.000	20-31	.645	23-36	59-6.6	34-3	8	25	14	3	108-12.0
2021-22 %	33-32	939-28.5	160-292	.548	1-3	.333	109-166	.657	108-164	272-8.2	76-0	49	69	62	36	430-13.0
Conf	20-19	540-27.0	92-160	.575	0-2	.000	58-92	.630	60-97	157-7.9	42-0	28	43	36	24	242-12.1
2022-23 %	35-34	1112-31.8	192-349	.550	0-5	.000	136-218	.624	124-202	326-9.3	96-2	39	66	52	42	520-14.9
Conf	20-20	633-31.7	104-200	.520	0-4	.000	90-147	.612	79-130	209-10.5	51-2	21	41	27	22	298-14.9
2023-24	36-36	944-26.2	127-231	.550	0-0	.000	67-128	.523	104-190	294-8.2	100-1	37	54	49	38	321-8.9
Conf	18-18	484-26.9	68-113	.602	0-0	.000	32-58	.552	52-96	148-8.2	52-1	18	25	28	19	168-9.3
2024-25	32-32	996-31.1	169-307	.550	0-6	.000	104-162	.642	106-257	363-11.3	84-0	38	75	50	41	442-13.8
Conf	20-20	651-32.5	111-195	.569	0-3	.000	66-98	.673	58-180	238-11.9	56-0	24	42	29	23	288-14.4
CAREER	154-150	4490-29.2	729-1315	.554	1-15	.067	453-732	.619	493-897	1390-9.0	416-7	187	305	242	168	1912-12.4

% at Iona

Freshman | Forward | 6-10 | 240 | Toronto, Ont. | Dream City Christian



Season Highs

Pts	21	vs. Western New Mexico (12/14/24)
Reb	7	twice
FG	8	vs. Western New Mexico (12/14/24)
FGA	11	vs. Western New Mexico (12/14/24)
3FG	4	at San Diego State (2/25/25)
3FGA	6	at San Diego State (2/25/25)
FT	3	at Wyoming (1/7/25)
FTA	5	vs. Wyoming (2/12/25)
Ast	4	vs. Western New Mexico (12/14/24)
Blk	1	four times
Stl	3	vs. Western New Mexico (12/14/24)
Min	37	vs. Utah State (2/16/25)

Career Highs

Pts	21	vs. Western New Mexico (12/14/24)
Reb	7	twice
FG	8	vs. Western New Mexico (12/14/24)
FGA	11	vs. Western New Mexico (12/14/24)
3FG	4	at San Diego State (2/25/25)
3FGA	6	at San Diego State (2/25/25)
FT	3	at Wyoming (1/7/25)
FTA	5	vs. Wyoming (2/12/25)
Ast	4	vs. Western New Mexico (12/14/24)
Blk	1	four times
Stl	3	vs. Western New Mexico (12/14/24)
Min	37	vs. Utah State (2/16/25)

MW Career Highs

Pts	16	at San Diego State (2/25/25)
Reb	7	twice
FG	6	at San Diego State (2/25/25)
FGA	9	at San Diego State (2/25/25)
3FG	4	at San Diego State (2/25/25)
3FGA	6	at San Diego State (2/25/25)
FT	3	at Wyoming (1/7/25)
FTA	5	vs. Wyoming (2/12/25)
Ast	2	twice
Blk	1	four times
Stl	1	six times
Min	37	vs. Utah State (2/16/25)

4.1 PPG | 2.1 RPG | 12.4 MPG | 0.5 APG

2024-25 GAME-BY-GAME

Opponent	MP	FG-A	3G-A	FT-A	O-D-T	PF	A	TO	BS	ST	TP
Nicholls	8	0-1	0-1	2-4	0-1-1	1	0	0	0	1	2
vs. UCLA	2	0-0	0-0	0-0	0-0-0	2	0	0	0	0	0
A&M-Corpus Christi	2	0-0	0-0	0-0	0-0-0	1	0	0	0	0	0
at St. John's					-DNP-						
Grambling State	3	2-2	0-0	0-0	0-1-1	0	0	0	0	0	4
Texas Southern	10	1-4	1-3	0-0	0-1-1	1	1	0	0	0	3
vs. Arizona State	2	0-0	0-0	0-0	0-0-0	1	0	0	0	0	0
vs. USC	11	1-2	0-0	0-0	1-1-2	1	1	0	0	1	2
San Jose State	1	0-0	0-0	0-0	0-0-0	1	0	0	0	0	0
New Mexico State	7	1-2	0-0	1-1	1-0-1	1	0	0	0	0	3
Western NM	19	8-11	3-4	2-3	2-4-6	2	4	1	0	3	21
VCU	6	0-0	0-0	0-0	0-1-1	1	0	0	0	0	0
at Colorado State	16	2-2	1-1	0-0	0-0-0	0	1	0	0	0	5
at Fresno State	8	0-0	0-0	0-0	0-1-1	3	0	0	0	1	0
Nevada	6	1-1	1-1	0-0	0-1-1	0	0	0	0	0	3
at Wyoming	18	1-5	1-4	3-4	1-1-2	2	1	0	0	0	6
San Diego State	5	0-2	0-1	0-0	0-2-2	2	0	0	0	0	0
at San Jose State	15	2-3	2-2	0-0	2-2-4	0	0	0	0	0	6
Boise State	8	2-4	1-2	0-0	0-0-0	0	0	1	0	0	5
Fresno State	17	4-6	3-5	0-0	2-2-4	1	1	3	1	1	11
at UNLV	8	0-2	0-1	0-0	1-1-2	4	1	0	1	0	0
at Utah State	10	3-6	2-5	0-0	0-3-3	2	0	0	0	0	8
Colorado State	18	2-3	2-3	0-0	0-1-1	1	1	0	0	0	6
at Air Force*	22	1-3	0-2	1-1	1-6-7	0	0	1	0	1	3
Wyoming	23	3-3	3-3	1-5	1-2-3	1	0	1	0	0	10
Utah State*	37	2-8	0-4	1-1	3-4-7	1	0	0	0	1	5
at Boise State*	28	0-4	0-3	0-0	0-3-3	2	2	1	1	1	0
at San Diego State	25	6-9	4-6	0-0	0-4-4	3	0	3	0	1	16
Air Force	15	1-2	0-1	0-0	0-3-3	2	2	1	1	0	2
at Nevada	15	1-2	1-1	0-0	0-2-2	1	0	0	0	0	3
UNLV	11	1-2	1-2	0-0	0-1-1	1	0	0	0	0	3
vs. San Jose State	7	0-3	0-1	0-0	2-1-3	0	0	0	0	0	0

* game started

SEASON NOTES

- Mountain West Freshman of the Week (Dec. 16)
- Had three points and two rebounds at Nevada (Mar. 4)
- Had 16 points (4-6 3FG) at San Diego State (Feb. 25)
- Had five points and seven boards vs. Utah State (Feb. 16)
- Had 10 points (3-3 3FG), including go-ahead three with 30 seconds left vs. Wyoming (Feb. 12)
- Had three points and a career-high seven rebounds in first career start at Air Force (Feb. 8)
- Scored six points (2-3 3FG) vs. Colorado State (Feb. 5)
- Had eight points and three rebounds at Utah State (Feb. 1)
- Had 11 points (4-6 FG) and four rebounds vs. Fresno State (Jan. 20)
- Scored five points vs. Boise State (Jan. 17)
- Had six points (2-2 3FG) and four rebounds at San Jose State (Jan. 14)
- Had six points and two rebounds at Wyoming (Jan. 7)
- Had five points (2-2 FG) at Colorado State (Dec. 28)
- Set career highs of 21 points, six rebounds, four assists and three steals vs. Western New Mexico (Dec. 14)
- Scored three points vs. Texas Southern (Nov. 24)
- Had four points (2-2 FG) vs. Grambling State (Nov. 21)
- Scored two points in his collegiate debut vs. Nicholls (Nov. 4)

	2024-25	CAREER	STREAK
Double Figure Scoring	4	4	-
20-Point Games	1	1	-

CAREER STATISTICS

Year	G-GS	Min-Avg.	FG-FGA	Pct.	3FG-3FGA	Pct.	FT-FTA	Pct.	Off-Def.	Reb-Avg.	PF-DQ	Ast	TO	Blk	Stl	Pts-Avg
2024-25	31-3	383-12.4	45-92	.489	26-56	.464	11-19	.579	17-49	66-2.1	38-0	15	12	4	11	127-4.1
Conf	20-3	306-15.3	32-67	.478	22-47	.468	6-11	.545	11-39	50-2.5	27-0	9	11	4	6	92-4.6
CAREER	31-3	383-12.4	45-92	.489	26-56	.464	11-19	.579	17-49	66-2.1	38-0	15	12	4	11	127-4.1



2024-25 New Mexico Men's Basketball
Extended Season Box Score
All games

Game Records

Record	Overall	Home	Away	Neutral
ALL GAMES	26-6	16-1	7-4	3-1
CONFERENCE	17-3	10-0	7-3	0-0
NON-CONFERENCE	9-3	6-1	0-1	3-1

Team Box Score Extended

No.	Player	Total			3-Point			F-Throw			Rebounds			PF			A/G			TO			A/TG			BLK/G			STL/G			PTS			AVG		
		GP-GS	MIN	AVG	FG-FGA	FG%	3FG-3FGA	3FG%	FT-FTA	FT%	OFF	DEF	TOT	AVG	PF	DQ	A	A/G	TO	TO/G	A/TG	BLK	BLK/G	STL	STL/G	PTS	PTS	AVG									
2	DENT, Donovan	32-32	1120:55	35.0	233-468	.498	24-61	.393	167-214	.780	10	65	75	2.3	42	0	207	6.47	92	2.88	2.25	28	0.88	48	1.50	657	20.5										
23	JOSEPH, Nelly	32-32	995:47	31.1	169-307	.550	0-6	.000	104-162	.642	106	257	363	11.3	84	0	38	1.19	75	2.34	0.51	50	1.56	41	1.28	442	13.8										
22	AMZIL, MUSTAPHA	29-29	817:47	28.2	106-277	.383	37-131	.282	79-112	.705	53	102	155	5.3	62	0	40	1.38	40	1.38	1.00	21	0.72	24	0.83	328	11.3										
3	WASHINGTON, TRU	31-30	857:46	27.7	126-294	.429	42-117	.359	55-88	.625	38	83	121	3.9	65	2	60	1.94	38	1.23	1.58	10	0.32	66	2.13	349	11.3										
0	NOLAND, CJ	31-7	656:50	21.2	90-218	.413	32-105	.305	43-58	.741	21	57	78	2.5	74	3	38	1.23	26	0.84	1.46	9	0.29	36	1.16	255	8.2										
8	BOROVICANIN, FILIP	32-26	708:37	22.1	69-161	.429	22-72	.306	30-46	.652	32	114	146	4.6	70	3	38	1.19	33	1.03	1.15	8	0.25	21	0.66	190	5.9										
24	MILICEVIC, JOVAN	31-3	382:54	12.4	45-92	.489	26-56	.464	11-19	.579	17	49	66	2.1	38	0	15	0.48	12	0.39	1.25	4	0.13	11	0.35	127	4.1										
1	APPELHANS, BRADEN	28-1	295:49	10.6	32-78	.410	28-63	.444	10-13	.769	5	15	20	0.7	25	1	13	0.46	5	0.18	2.60	5	0.18	9	0.32	102	3.6										
4	DOTSON, KAYDE	30-0	210:42	7.0	25-60	.417	15-36	.417	10-16	.625	1	11	12	0.4	25	0	24	0.80	15	0.50	1.60	2	0.07	12	0.40	75	2.5										
6	ALLY ATIKI, ATIKI	29-0	240:56	8.3	24-43	.558	0-0	.000	9-20	.450	26	45	71	2.4	45	0	9	0.31	12	0.41	0.75	25	0.86	10	0.34	57	2.0										
7	SACKO, IBRAHIMA	19-0	109:36	5.8	11-19	.579	1-4	.250	0-3	.000	4	18	22	1.2	27	0	2	0.11	6	0.32	0.33	5	0.26	5	0.26	23	1.2										
11	WEBB, QUINTON	13-0	52:22	4.0	2-7	.286	1-5	.200	2-7	.286	3	4	7	0.5	6	0	2	0.15	3	0.23	0.67	0	0.00	3	0.23	7	0.5										
Total		32	6450		932-2024	.460	228-656	.348	520-758	.686	390	876	1266	39.6	563	9	486	15.19	371	11.59	1.31	167	5.22	286	8.94	2612	81.6										
Opponents		32	6450		800-1868	.428	241-705	.342	422-640	.659	294	834	1128	35.3	618	11	469	14.66	494	15.44	0.95	131	4.09	225	7.03	2263	70.7										

Score by Periods

Team	1st	2nd	OT	TOT
New Mexico	1220	1370	22	2612
Opponents	1066	1170	27	2263



2024-25 New Mexico Men's Basketball
Team Game-by-Game
All games

Page 1/1
as of Mar 13, 2025

				Total		3-Pointers		Free throws		Rebounds											
Opponent	Date	Score		FG-FGA	PCT	3FG-3FGA	PCT	FT-FTA	PCT	OFF	DEF	TOT	AVG	PF	A	TO	BLK	STL	PTS	AVG	
Nicholls	11/04/2024	91-84	W	31-81	.383	7-36	.194	22-32	.688	18	32	50	50.0	16	18	8	10	10	91	91.0	
vs UCLA	11/08/2024	72-64	W	25-49	.510	6-15	.400	16-23	.696	8	26	34	42.0	26	14	24	3	12	72	81.5	
A&M-Corpus Christi	11/12/2024	100-81	W	33-62	.532	9-23	.391	25-39	.641	11	26	37	40.3	28	22	14	9	15	100	87.7	
at St. John's (NY)	11/17/2024	71-85	L	28-64	.438	8-18	.444	7-18	.389	16	16	32	38.3	17	19	11	5	9	71	83.5	
Grambling	11/21/2024	80-58	W	28-60	.467	7-18	.389	17-26	.654	10	34	44	39.4	14	23	16	9	14	80	82.8	
Texas Southern	11/24/2024	99-68	W	38-75	.507	11-27	.407	12-21	.571	14	29	43	40.0	16	19	7	9	10	99	85.5	
vs Arizona St.	11/28/2024	82-85	L	24-63	.381	6-16	.375	28-32	.875	14	24	38	39.7	26	10	11	3	6	82	85.0	
vs Southern California	11/29/2024	83-73	W	30-58	.517	7-21	.333	16-24	.667	11	21	32	38.8	14	17	14	5	8	83	84.8	
San Jose St.	12/04/2024	83-77	W	28-65	.431	7-17	.412	20-30	.667	16	26	42	39.1	13	17	9	4	7	83	84.6	
New Mexico St.	12/07/2024	83-89	Lot	30-84	.357	10-32	.313	13-22	.591	23	23	46	39.8	18	17	6	5	9	83	84.4	
Western N.M.	12/14/2024	122-70	W	47-78	.603	14-28	.500	14-17	.824	15	26	41	39.9	17	31	11	5	17	122	87.8	
VCU	12/18/2024	78-71	W	27-64	.422	3-11	.273	21-30	.700	16	31	47	40.5	19	6	11	1	7	78	87.0	
at Colorado St.	12/28/2024	76-68	W	31-63	.492	7-15	.467	7-9	.778	11	21	32	39.8	15	13	12	1	10	76	86.2	
at Fresno St.	12/31/2024	103-89	W	41-70	.586	9-23	.391	12-15	.800	6	30	36	39.6	19	21	16	8	10	103	87.4	
Nevada	01/03/2025	82-81	Wot	23-49	.469	5-18	.278	31-41	.756	6	29	35	39.3	26	14	15	7	5	82	87.0	
at Wyoming	01/07/2025	61-53	W	19-57	.333	5-21	.238	18-22	.818	10	34	44	39.6	17	8	10	5	7	61	85.4	
San Diego St.	01/11/2025	62-48	W	24-67	.358	6-28	.214	8-20	.400	18	33	51	40.2	16	13	9	7	7	62	84.0	
at San Jose St.	01/14/2025	70-71	L	27-66	.409	3-15	.200	13-19	.684	11	27	38	40.1	14	10	8	3	7	70	83.2	
Boise St.	01/17/2025	84-65	W	31-57	.544	7-15	.467	15-15	1.000	3	26	29	39.5	14	22	11	5	9	84	83.3	
Fresno St.	01/20/2025	95-67	W	38-78	.487	13-30	.433	6-11	.545	15	39	54	40.3	15	23	13	4	8	95	83.9	
at UNLV	01/25/2025	75-73	W	28-59	.475	3-13	.231	16-24	.667	15	28	43	40.4	22	10	11	4	5	75	83.4	
at Utah St.	02/01/2025	82-63	W	28-58	.483	7-22	.318	19-27	.704	12	36	48	40.7	22	12	15	5	4	82	83.4	
Colorado St.	02/05/2025	87-65	W	30-56	.536	9-14	.643	18-24	.750	9	26	35	40.5	15	13	7	7	9	87	83.5	
at Air Force	02/08/2025	88-53	W	33-70	.471	8-23	.348	14-22	.636	12	36	48	40.8	14	10	7	5	11	88	83.7	
Wyoming	02/12/2025	71-67	W	23-55	.418	7-20	.350	18-34	.529	12	24	36	40.6	15	10	13	3	10	71	83.2	
Utah St.	02/16/2025	82-79	W	24-52	.462	7-20	.350	27-34	.794	14	21	35	40.4	15	10	14	9	8	82	83.2	
at Boise St.	02/19/2025	78-86	L	29-57	.509	7-18	.389	13-17	.765	6	24	30	40.0	24	18	15	4	7	78	83.0	
at San Diego St.	02/25/2025	65-73	L	22-64	.344	9-28	.321	12-16	.750	14	25	39	40.0	18	10	13	3	10	65	82.3	
Air Force	03/01/2025	92-71	W	34-64	.531	4-18	.222	20-25	.800	10	23	33	39.7	16	16	12	4	12	92	82.7	
at Nevada	03/04/2025	71-67	W	23-57	.404	9-27	.333	16-22	.727	7	30	37	39.6	20	12	10	4	8	71	82.3	
UNLV	03/07/2025	81-67	W	31-58	.534	3-10	.300	16-27	.593	10	25	35	39.5	11	18	8	5	9	81	82.2	
vs San Jose St.	03/13/2025	63-52	W	24-64	.375	5-16	.313	10-20	.500	17	25	42	39.6	11	10	10	6	6	63	81.6	
Total		2612		932-2024	.460	228-656	.348	520-758	.686	390	876	1266	39.6	563	486	371	167	286	2612	81.6	
Opponents		2263		800-1868	.428	241-705	.342	422-640	.659	294	834	1128	35.3	618	469	494	131	225	2263	70.7	

New Mexico Averages

Games Played	Points/game	FG Pct	3FG Pct	FT Pct	Rebounds/game	Assists/game	Turnovers/game	Assist/Turnover ratio	Steals/game	Blocks/game
32	81.6	46.0	34.8	68.6	39.6	15.2	11.6	1.3	8.9	5.2



2024-25 New Mexico Men's Basketball
Opponents Game-by-Game
All games

Page 1/1
as of Mar 13, 2025

				Total		3-Pointers		Free throws		Rebounds											
Opponent	Date	Score		FG-FGA	PCT	3FG-3FGA	PCT	FT-FTA	PCT	OFF	DEF	TOT	AVG	PF	A	TO	BLK	STL	PTS	AVG	
Nicholls	11/04/2024	91-84	W	30-72	.417	15-37	.405	9-16	.563	14	35	49	49.0	24	18	17	4	4	84	84.0	
vs UCLA	11/08/2024	72-64	W	20-55	.364	5-23	.217	19-27	.704	14	20	34	41.5	24	13	21	3	12	64	74.0	
A&M-Corpus Christi	11/12/2024	100-81	W	29-55	.527	5-16	.313	18-35	.514	9	30	39	40.7	26	20	22	4	7	81	76.3	
at St. John's (NY)	11/17/2024	71-85	L	34-68	.500	4-18	.222	13-20	.650	22	27	49	42.8	17	20	16	4	8	85	78.5	
Grambling	11/21/2024	80-58	W	22-62	.355	7-19	.368	7-15	.467	11	27	38	41.8	24	17	22	3	9	58	74.4	
Texas Southern	11/24/2024	99-68	W	23-59	.390	9-18	.500	13-17	.765	9	27	36	40.8	18	14	20	3	4	68	73.3	
vs Arizona St.	11/28/2024	82-85	L	26-55	.473	9-19	.474	24-32	.750	9	25	34	39.9	21	16	10	4	5	85	75.0	
vs Southern California	11/29/2024	83-73	W	27-55	.491	7-17	.412	12-18	.667	8	24	32	38.9	18	13	16	0	11	73	74.8	
San Jose St.	12/04/2024	83-77	W	25-56	.446	10-21	.476	17-21	.810	7	24	31	38.0	22	13	10	7	6	77	75.0	
New Mexico St.	12/07/2024	83-89	Lot	32-62	.516	14-31	.452	11-17	.647	8	37	45	38.7	20	18	17	3	4	89	76.4	
Western N.M.	12/14/2024	122-70	W	28-59	.475	7-20	.350	7-12	.583	7	17	24	37.4	14	11	24	5	8	70	75.8	
VCU	12/18/2024	78-71	W	24-57	.421	10-31	.323	13-24	.542	7	26	33	37.0	21	13	12	6	8	71	75.4	
at Colorado St.	12/28/2024	76-68	W	27-60	.450	6-23	.261	8-8	1.000	12	23	35	36.8	9	19	17	6	9	68	74.8	
at Fresno St.	12/31/2024	103-89	W	29-67	.433	10-22	.455	21-31	.677	10	24	34	36.6	15	10	15	4	10	89	75.9	
Nevada	01/03/2025	82-81	Wot	25-59	.424	8-19	.421	23-35	.657	9	23	32	36.3	28	15	10	7	9	81	76.2	
at Wyoming	01/07/2025	61-53	W	19-59	.322	5-19	.263	10-17	.588	9	32	41	36.6	19	11	11	6	2	53	74.8	
San Diego St.	01/11/2025	62-48	W	17-48	.354	5-16	.313	9-17	.529	3	32	35	36.5	19	10	14	8	5	48	73.2	
at San Jose St.	01/14/2025	70-71	L	28-65	.431	10-22	.455	5-8	.625	11	31	42	36.8	15	13	14	2	4	71	73.1	
Boise St.	01/17/2025	84-65	W	25-57	.439	5-24	.208	10-13	.769	7	22	29	36.4	15	16	17	4	7	65	72.6	
Fresno St.	01/20/2025	95-67	W	25-69	.362	5-25	.200	12-15	.800	7	28	35	36.4	11	17	14	5	9	67	72.4	
at UNLV	01/25/2025	75-73	W	23-54	.426	8-21	.381	19-29	.655	12	23	35	36.3	18	14	12	4	7	73	72.4	
at Utah St.	02/01/2025	82-63	W	24-64	.375	5-31	.161	10-23	.435	10	23	33	36.1	21	16	9	5	9	63	72.0	
Colorado St.	02/05/2025	87-65	W	20-58	.345	5-23	.217	20-24	.833	14	20	34	36.0	19	9	11	2	4	65	71.7	
at Air Force	02/08/2025	88-53	W	17-54	.315	7-24	.292	12-19	.632	4	30	34	36.0	18	14	18	2	6	53	70.9	
Wyoming	02/12/2025	71-67	W	28-52	.538	7-13	.538	4-14	.286	6	30	36	36.0	23	14	18	5	6	67	70.7	
Utah St.	02/16/2025	82-79	W	28-59	.475	10-26	.385	13-16	.813	12	15	27	35.6	29	18	14	3	12	79	71.0	
at Boise St.	02/19/2025	78-86	L	25-52	.481	10-24	.417	26-32	.813	7	23	30	35.4	15	20	13	1	10	86	71.6	
at San Diego St.	02/25/2025	65-73	L	25-52	.481	9-21	.429	14-22	.636	6	29	35	35.4	19	16	15	8	10	73	71.6	
Air Force	03/01/2025	92-71	W	25-56	.446	8-21	.381	13-19	.684	10	24	34	35.3	20	17	20	3	5	71	71.6	
at Nevada	03/04/2025	71-67	W	25-56	.446	4-19	.211	13-20	.650	5	29	34	35.3	17	16	11	3	4	67	71.5	
UNLV	03/07/2025	81-67	W	25-56	.446	6-20	.300	11-16	.688	7	23	30	35.1	20	9	16	3	5	67	71.3	
vs San Jose St.	03/13/2025	63-52	W	20-56	.357	6-22	.273	6-8	.750	8	31	39	35.3	19	9	18	4	6	52	70.7	
Total		2263		800-1868	.428	241-705	.342	422-640	.659	294	834	1128	35.3	618	469	494	131	225	2263	70.7	
New Mexico		2612		932-2024	.460	228-656	.348	520-758	.686	390	876	1266	39.6	563	486	371	167	286	2612	81.6	

Opponents Averages

Games Played	Points/game	FG Pct	3FG Pct	FT Pct	Rebounds/game	Assists/game	Turnovers/game	Assist/Turnover ratio	Steals/game	Blocks/game
32	70.7	42.8	34.2	65.9	35.3	14.7	15.4	0.9	7.0	4.1



2024-25 New Mexico Men's Basketball
Points-rebounds-assists
All games

Page 1/2
as of Mar 13, 2025

Opponent	Date	Score	0	1	2	3	4	6	7	8	11	22	23
Nicholls	11/04/2024	91-84	10-3-1	3-0-0	15-0-11	12-4-0	3-0-0	0-1-0	DNP	5-7-2	0-0-0	13-13-2	28-16-2
vs UCLA	11/08/2024	72-64	13-1-1	3-1-0	17-1-8	3-5-2	0-1-0	4-1-0	2-1-0	6-2-3	0-0-0	8-4-0	16-12-0
A&M-Corpus Christi	11/12/2024	100-81	5-3-1	3-2-0	25-0-10	15-5-2	18-1-3	9-5-2	3-1-0	0-1-0	0-1-0	12-7-2	10-9-2
at St. John's (NY)	11/17/2024	71-85	15-4-3	0-1-1	12-3-6	9-2-2	0-1-1	1-6-2	2-1-0	0-0-0	DNP	16-4-3	16-4-1
Grambling	11/21/2024	80-58	8-4-3	6-1-0	22-2-8	15-3-0	1-0-4	5-6-1	0-4-0	2-0-1	0-1-1	10-9-2	7-11-3
Texas Southern	11/24/2024	99-68	6-8-1	3-0-2	11-2-5	19-10-3	10-0-2	4-2-1	4-1-0	11-4-2	2-2-0	18-2-1	8-8-1
vs Arizona St.	11/28/2024	82-85	13-4-2	0-1-0	30-1-7	2-5-0	0-0-0	2-5-0	0-1-0	4-1-0	DNP	28-8-0	3-7-1
vs Southern California	11/29/2024	83-73	6-3-0	9-1-0	17-6-11	20-4-4	0-0-0	4-3-0	DNP	0-0-0	0-0-0	10-3-0	15-6-1
San Jose St.	12/04/2024	83-77	DNP	3-2-1	20-3-5	13-5-2	0-0-1	3-1-0	0-0-0	9-7-3	DNP	19-9-3	16-10-2
New Mexico St.	12/07/2024	83-89	7-0-3	14-0-1	15-3-4	8-5-1	6-2-3	DNP	2-1-0	2-5-1	DNP	10-8-2	16-17-2
Western N.M.	12/14/2024	122-70	9-2-3	18-4-1	11-1-8	12-5-5	8-0-6	8-10-1	4-1-0	13-1-1	3-1-1	9-1-1	6-6-0
VCU	12/18/2024	78-71	0-3-1	4-1-0	40-5-4	DNP	2-3-0	0-0-0	DNP	2-9-0	DNP	15-8-0	15-11-1
at Colorado St.	12/28/2024	76-68	11-4-1	3-1-1	14-2-6	2-2-1	6-0-0	2-0-0	DNP	10-4-1	DNP	14-5-1	9-11-1
at Fresno St.	12/31/2024	103-89	23-3-3	3-0-0	18-5-6	14-1-6	5-0-0	0-3-1	2-1-1	3-4-1	DNP	23-5-1	12-12-2
Nevada	01/03/2025	82-81	7-3-2	3-1-2	20-0-6	6-1-0	0-0-0	0-2-0	DNP	9-8-0	DNP	14-5-4	20-10-0
at Wyoming	01/07/2025	61-53	2-1-0	0-0-0	22-3-6	3-3-0	0-1-0	0-0-0	DNP	16-11-0	DNP	0-2-1	12-12-0
San Diego St.	01/11/2025	62-48	2-1-0	0-0-0	16-1-5	13-5-1	3-1-1	3-2-0	0-2-0	9-9-2	0-0-0	10-11-2	6-9-2
at San Jose St.	01/14/2025	70-71	3-5-2	2-0-0	17-2-5	6-3-2	0-0-0	5-4-0	0-0-0	2-7-0	DNP	9-2-1	20-6-0
Boise St.	01/17/2025	84-65	9-1-1	DNP	16-1-7	13-2-5	5-0-1	0-1-0	0-0-0	9-10-5	0-0-0	11-3-2	16-9-1
Fresno St.	01/20/2025	95-67	8-5-3	6-2-2	20-4-9	13-1-2	0-0-1	2-4-0	4-3-0	6-3-1	0-0-0	15-7-3	10-15-1
at UNLV	01/25/2025	75-73	3-4-0	0-0-0	34-1-2	9-4-2	0-0-0	0-0-0	DNP	5-8-3	DNP	2-3-1	22-18-1
at Utah St.	02/01/2025	82-63	11-2-1	0-1-0	14-4-6	13-8-1	2-0-1	2-5-0	DNP	0-4-1	1-1-0	16-3-1	15-13-1
Colorado St.	02/05/2025	87-65	19-2-2	DNP	19-6-4	15-3-1	0-0-0	0-0-0	DNP	4-3-1	DNP	6-7-0	18-11-4
at Air Force	02/08/2025	88-53	8-0-0	5-0-1	25-2-6	16-5-1	6-1-0	0-4-1	0-4-0	10-1-1	1-1-0	DNP	14-21-0
Wyoming	02/12/2025	71-67	12-2-1	0-0-0	20-6-7	15-3-0	0-0-0	0-1-0	DNP	1-7-0	DNP	2-3-0	11-8-2
Utah St.	02/16/2025	82-79	0-0-0	2-1-0	23-3-3	25-5-4	DNP	1-4-0	0-0-0	11-5-2	DNP	DNP	15-5-1
at Boise St.	02/19/2025	78-86	12-3-0	3-0-0	17-3-11	9-4-3	0-1-0	2-0-0	0-1-0	18-4-1	DNP	DNP	17-8-1
at San Diego St.	02/25/2025	65-73	3-5-1	DNP	26-0-7	2-2-1	0-0-0	0-0-0	DNP	9-6-1	DNP	3-3-0	6-16-0
Air Force	03/01/2025	92-71	14-1-1	6-0-0	23-1-6	14-4-3	0-0-0	DNP	0-0-1	4-2-0	0-0-0	15-5-2	14-13-1
at Nevada	03/04/2025	71-67	8-0-0	3-0-1	33-2-7	3-3-3	DNP	0-1-0	DNP	4-5-1	DNP	8-4-0	9-15-0
UNLV	03/07/2025	81-67	2-0-0	0-0-0	20-0-6	19-4-2	0-0-0	DNP	0-0-0	5-4-3	DNP	6-7-3	26-16-4
vs San Jose St.	03/13/2025	63-52	6-1-1	DNP	25-2-5	11-5-1	0-0-0	0-0-0	DNP	1-4-1	DNP	6-4-2	14-18-0



2024-25 New Mexico Men's Basketball
Points-rebounds-assists
All games

Opponent	Date	Score	24 MILICEVIC,
Nicholls	11/04/2024	91-84	W 2-1-0
vs UCLA	11/08/2024	72-64	W 0-0-0
A&M-Corpus Christi	11/12/2024	100-81	W 0-0-0
at St. John's (NY)	11/17/2024	71-85	L DNP
Grambling	11/21/2024	80-58	W 4-1-0
Texas Southern	11/24/2024	99-68	W 3-1-1
vs Arizona St.	11/28/2024	82-85	L 0-0-0
vs Southern California	11/29/2024	83-73	W 2-2-1
San Jose St.	12/04/2024	83-77	W 0-0-0
New Mexico St.	12/07/2024	83-89	Lot 3-1-0
Western N.M.	12/14/2024	122-70	W 21-6-4
VCU	12/18/2024	78-71	W 0-1-0
at Colorado St.	12/28/2024	76-68	W 5-0-1
at Fresno St.	12/31/2024	103-89	W 0-1-0
Nevada	01/03/2025	82-81	Wot 3-1-0
at Wyoming	01/07/2025	61-53	W 6-2-1
San Diego St.	01/11/2025	62-48	W 0-2-0
at San Jose St.	01/14/2025	70-71	L 6-4-0
Boise St.	01/17/2025	84-65	W 5-0-0
Fresno St.	01/20/2025	95-67	W 11-4-1
at UNLV	01/25/2025	75-73	W 0-2-1
at Utah St.	02/01/2025	82-63	W 8-3-0
Colorado St.	02/05/2025	87-65	W 6-1-1
at Air Force	02/08/2025	88-53	W 3-7-0
Wyoming	02/12/2025	71-67	W 10-3-0
Utah St.	02/16/2025	82-79	W 5-7-0
at Boise St.	02/19/2025	78-86	L 0-3-2
at San Diego St.	02/25/2025	65-73	L 16-4-0
Air Force	03/01/2025	92-71	W 2-3-2
at Nevada	03/04/2025	71-67	W 3-2-0
UNLV	03/07/2025	81-67	W 3-1-0
vs San Jose St.	03/13/2025	63-52	W 0-3-0



2024-25 New Mexico Men's Basketball Combined Team Statistics In Conference games

Page 1/1
as of Mar 08, 2025

Game Records

Record	Overall	Home	Away	Neutral
ALL GAMES	17-3	10-0	7-3	0-0
CONFERENCE	17-3	10-0	7-3	0-0
NON-CONFERENCE	0-0	0-0	0-0	0-0

Score by Periods

Team	1st	2nd	OT	TOT
New Mexico	742	834	12	1588
Opponents	661	711	11	1383

Team Box Score

No.	Player				Total		3-Point		F-Throw		Rebounds													
		GP-GS	MIN	AVG	FG-FGA	FG%	3FG-3FGA	3FG%	FT-FTA	FT%	OFF	DEF	TOT	AVG	PF	DQ	A	TO	BLK	STL	PTS	AVG		
2	DENT, Donovan	20-20	718:15	35.9	150-307	.489	14-42	.333	103-125	.824	4	45	49	2.5	26	0	120	59	17	31	417	20.9		
23	JOSEPH, Nelly	20-20	650:53	32.5	111-195	.569	0-3	.000	66-98	.673	58	180	238	11.9	56	0	24	42	29	23	288	14.4		
3	WASHINGTON, Tru	20-20	557:45	27.9	78-179	.436	27-79	.342	40-65	.615	18	50	68	3.4	41	1	40	21	9	40	223	11.2		
22	AMZIL, Mustapha	17-17	450:12	26.5	57-141	.404	19-63	.302	40-61	.656	33	51	84	4.9	36	0	25	26	12	12	173	10.2		
0	NOLAND, CJ	19-0	383:49	20.2	58-129	.450	18-56	.321	23-29	.793	11	31	42	2.2	36	0	18	15	3	12	157	8.3		
8	BOROVICANIN, Filip	20-19	519:43	26.0	50-112	.446	17-54	.315	27-40	.675	21	91	112	5.6	49	3	27	23	7	17	144	7.2		
24	MILICEVIC, Jovan	20-3	305:40	15.3	32-67	.478	22-47	.468	6-11	.545	11	39	50	2.5	27	0	9	11	4	6	92	4.6		
1	APPELHANS, Braden	17-1	159:58	9.4	12-41	.293	11-32	.344	4-4	1.000	3	5	8	0.5	13	0	8	3	3	5	39	2.3		
4	DOTSON, Kayde	18-0	88:47	4.9	9-25	.360	7-16	.438	2-2	1.000	0	4	4	0.2	12	0	5	9	2	6	27	1.5		
6	ALLY ATIKI, Atiki	18-0	123:35	6.9	7-17	.412	0-0	.000	6-11	.545	10	22	32	1.8	30	0	2	8	10	7	20	1.1		
7	SACKO, Ibrahima	11-0	44:49	4.1	3-7	.429	0-1	.000	0-2	.000	3	8	11	1.0	13	0	2	0	1	2	6	0.5		
11	WEBB, Quinton	6-0	21:35	3.6	0-2	.000	0-2	.000	2-6	.333	1	1	2	0.3	2	0	0	1	0	2	2	0.3		
Team											44	36	80					10						
Total		20	4025		567-1222	.464	135-395	.342	319-454	.703	217	563	780	39.0	341	4	280	228	97	163	1588	79.4		
Opponents		20	4025		485-1153	.421	143-434	.329	270-399	.677	168	508	676	33.8	372	6	287	279	88	139	1383	69.2		

Team Statistics

	UNM	OPP
Scoring	1588	1383
Points per game	79.4	69.2
Scoring margin	+10.3	-
Field goals-att	567-1222	485-1153
Field goal pct	.464	.421
3 point fg-att	135-395	143-434
3-point FG pct	.342	.329
3-pt FG made per game	6.8	7.2
Free throws-att	319-454	270-399
Free throw pct	.703	.677
F-Throws made per game	16.0	13.5
Rebounds	780	676
Rebounds per game	39.0	33.8
Rebounding margin	+5.2	-
Assists	280	287
Assists per game	14.0	14.4
Turnovers	228	279
Turnovers per game	11.4	14.0
Turnover margin	+2.6	-
Assist/turnover ratio	1.2	1.0
Steals	163	139
Steals per game	8.2	7.0
Blocks	97	88
Blocks per game	4.9	4.4
Winning streak	3	-
Home win streak	10	-
Attendance	139502	65598
Home games-Avg/Game	10-13950	10-6560
Neutral site-Avg/Game	-	0-0

Team Results

Date	Opponent		Score	Att.
12/04/2024	San Jose St.	W	83-77	10658
12/28/2024	at Colorado St.	W	76-68	4772
12/31/2024	at Fresno St.	W	103-89	5583
01/03/2025	Nevada	Wot	82-81	14622
01/07/2025	at Wyoming	W	61-53	2938
01/11/2025	San Diego St.	W	62-48	15428
01/14/2025	at San Jose St.	L	70-71	1853
01/17/2025	Boise St.	W	84-65	14519
01/20/2025	Fresno St.	W	95-67	13111
01/25/2025	at UNLV	W	75-73	6158
02/01/2025	at Utah St.	W	82-63	10270
02/05/2025	Colorado St.	W	87-65	13436
02/08/2025	at Air Force	W	88-53	2619
02/12/2025	Wyoming	W	71-67	11852
02/16/2025	Utah St.	W	82-79	15411
02/19/2025	at Boise St.	L	78-86	11110
02/25/2025	at San Diego St.	L	65-73	12414
03/01/2025	Air Force	W	92-71	15054
03/04/2025	at Nevada	W	71-67	7881
03/07/2025	UNLV	W	81-67	15411



2024-25 New Mexico Men's Basketball Combined Team Statistics All games

Page 1/1
as of Mar 13, 2025

Game Records

Record	Overall	Home	Away	Neutral
ALL GAMES	26-6	16-1	7-4	3-1
CONFERENCE	17-3	10-0	7-3	0-0
NON-CONFERENCE	9-3	6-1	0-1	3-1

Score by Periods

Team	1st	2nd	OT	TOT
New Mexico	1220	1370	22	2612
Opponents	1066	1170	27	2263

Team Box Score

No.	Player				Total		3-Point		F-Throw		Rebounds												
		GP-GS	MIN	AVG	FG-FGA	FG%	3FG-3FGA	3FG%	FT-FTA	FT%	OFF	DEF	TOT	AVG	PF	DQ	A	TO	BLK	STL	PTS	AVG	
2	DENT, Donovan	32-32	1120:55	35.0	233-468	.498	24-61	.393	167-214	.780	10	65	75	2.3	42	0	207	92	28	48	657	20.5	
23	JOSEPH, Nelly	32-32	995:47	31.1	169-307	.550	0-6	.000	104-162	.642	106	257	363	11.3	84	0	38	75	50	41	442	13.8	
22	AMZIL, Mustapha	29-29	817:47	28.2	106-277	.383	37-131	.282	79-112	.705	53	102	155	5.3	62	0	40	40	21	24	328	11.3	
3	WASHINGTON, Tru	31-30	857:46	27.7	126-294	.429	42-117	.359	55-88	.625	38	83	121	3.9	65	2	60	38	10	66	349	11.3	
0	NOLAND, CJ	31-7	656:50	21.2	90-218	.413	32-105	.305	43-58	.741	21	57	78	2.5	74	3	38	26	9	36	255	8.2	
8	BOROVICANIN, Filip	32-26	708:37	22.1	69-161	.429	22-72	.306	30-46	.652	32	114	146	4.6	70	3	38	33	8	21	190	5.9	
24	MILICEVIC, Jovan	31-3	382:54	12.4	45-92	.489	26-56	.464	11-19	.579	17	49	66	2.1	38	0	15	12	4	11	127	4.1	
1	APPELHANS, Braden	28-1	295:49	10.6	32-78	.410	28-63	.444	10-13	.769	5	15	20	0.7	25	1	13	5	5	9	102	3.6	
4	DOTSON, Kayde	30-0	210:42	7.0	25-60	.417	15-36	.417	10-16	.625	1	11	12	0.4	25	0	24	15	2	12	75	2.5	
6	ALLY ATIKI, Atiki	29-0	240:56	8.3	24-43	.558	0-0	.000	9-20	.450	26	45	71	2.4	45	0	9	12	25	10	57	2.0	
7	SACKO, Ibrahima	19-0	109:36	5.8	11-19	.579	1-4	.250	0-3	.000	4	18	22	1.2	27	0	2	6	5	5	23	1.2	
11	WEBB, Quinton	13-0	52:22	4.0	2-7	.286	1-5	.200	2-7	.286	3	4	7	0.5	6	0	2	3	0	3	7	0.5	
Team											74	56	130				14						
Total		32	6450		932-2024	.460	228-656	.348	520-758	.686	390	876	1266	39.6	563	9	486	371	167	286	2612	81.6	
Opponents		32	6450		800-1868	.428	241-705	.342	422-640	.659	294	834	1128	35.3	618	11	469	494	131	225	2263	70.7	

Team Statistics

	UNM	OPP
Scoring	2612	2263
Points per game	81.6	70.7
Scoring margin	+10.9	-
Field goals-att	932-2024	800-1868
Field goal pct	.460	.428
3 point fg-att	228-656	241-705
3-point FG pct	.348	.342
3-pt FG made per game	7.1	7.5
Free throws-att	520-758	422-640
Free throw pct	.686	.659
F-Throws made per game	16.3	13.2
Rebounds	1266	1128
Rebounds per game	39.6	35.3
Rebounding margin	+4.3	-
Assists	486	469
Assists per game	15.2	14.7
Turnovers	371	494
Turnovers per game	11.6	15.4
Turnover margin	+3.8	-
Assist/turnover ratio	1.3	0.9
Steals	286	225
Steals per game	8.9	7.0
Blocks	167	131
Blocks per game	5.2	4.1
Winning streak	4	-
Home win streak	11	-
Attendance	221866	77908
Home games-Avg/Game	17-13051	11-7083
Neutral site-Avg/Game	-	4-635

Team Results

Date	Opponent		Score	Att.
11/04/2024	Nicholls	W	91-84	10609
11/08/2024	vs UCLA	W	72-64	1497
11/12/2024	A&M-Corpus Christi	W	100-81	11160
11/17/2024	at St. John's (NY)	L	71-85	12310
11/21/2024	Grambling	W	80-58	10996
11/24/2024	Texas Southern	W	99-68	11286
11/28/2024	vs Arizona St.	L	82-85	732
11/29/2024	vs Southern California	W	83-73	310
12/04/2024	San Jose St.	W	83-77	10658
12/07/2024	New Mexico St.	Lot	83-89	15411
12/14/2024	Western N.M.	W	122-70	11419
12/18/2024	VCU	W	78-71	11483
12/28/2024	at Colorado St.	W	76-68	4772
12/31/2024	at Fresno St.	W	103-89	5583
01/03/2025	Nevada	Wot	82-81	14622
01/07/2025	at Wyoming	W	61-53	2938
01/11/2025	San Diego St.	W	62-48	15428
01/14/2025	at San Jose St.	L	70-71	1853
01/17/2025	Boise St.	W	84-65	14519
01/20/2025	Fresno St.	W	95-67	13111
01/25/2025	at UNLV	W	75-73	6158
02/01/2025	at Utah St.	W	82-63	10270
02/05/2025	Colorado St.	W	87-65	13436
02/08/2025	at Air Force	W	88-53	2619
02/12/2025	Wyoming	W	71-67	11852
02/16/2025	Utah St.	W	82-79	15411
02/19/2025	at Boise St.	L	78-86	11110
02/25/2025	at San Diego St.	L	65-73	12414
03/01/2025	Air Force	W	92-71	15054
03/04/2025	at Nevada	W	71-67	7881
03/07/2025	UNLV	W	81-67	15411
03/13/2025	vs San Jose St.	W	63-52	0