



# NEW MEXICO LOBOS

## 2024-25 MEN'S BASKETBALL

X @UNMLoboMBB | #GoLobos | GoLobos.com

### SCHEDULE/RESULTS

#### OCTOBER

28 UTEP (ex) W, 74-70

#### NOVEMBER

4 NICHOLLS W, 91-84

8 vs. #22 UCLA ^ W, 72-64

12 A&M-CORPUS CHRISTI W, 100-81

17 at #22 St. John's # L, 71-85

21 GRAMBLING STATE W, 80-58

24 TEXAS SOUTHERN W, 99-68

28 vs. Arizona State @ L, 82-85

29 vs. USC @ W, 83-73

#### DECEMBER

4 SAN JOSE STATE \* W, 83-77

7 NEW MEXICO STATE L, 83-89 (ot)

14 WESTERN NEW MEXICO W, 122-70

18 VCU W, 78-71

28 at Colorado State \* W, 76-68

31 at Fresno State \* W, 103-89

#### JANUARY

3 NEVADA \* W, 82-81 (ot)

7 at Wyoming \* W, 61-53

11 SAN DIEGO STATE \* W, 62-48

14 at San Jose State \* L, 70-71

17 BOISE STATE \* W, 84-65

20 FRESNO STATE \* W, 95-67

25 at UNLV \* W, 75-73

#### FEBRUARY

1 at Utah State \* W, 82-63

5 COLORADO STATE \* W, 87-65

8 at Air Force \* W, 88-53

12 WYOMING \* W, 71-67

16 UTAH STATE \* W, 82-79

19 at Boise State \* L, 78-86

25 at San Diego State \* L, 65-73

#### MARCH

1 AIR FORCE \* W, 92-71

4 at Nevada \* W, 71-67

7 UNLV \* W, 81-67

13 vs. San Jose State % W, 63-52

14 vs. Boise State % L, 69-72

21 vs. Marquette \$ TBS 5:25 pm

23 vs. MSU/Bryant \$! TBA

All Times MT and subject to change | \* Mountain West Game

^ Las Vegas Hoopfest (Henderson, Nev.)

# Madison Square Garden

@ Acrisure Classic (Palm Desert, Calif.)

% Mountain West Tournament (Las Vegas, Nev.)

\$ NCAA Tournament (Cleveland, Ohio)

! if advance

### COMMUNICATIONS

Steve Kirkland - Men's Basketball Contact

(434) 825-5241 cell  
kirkland@unm.edu email

X @skirkland14

### GAME #34 | MAR. 21 | ROCKET ARENA | CLEVELAND, OH

#10 NEW MEXICO LOBOS  
26-7 (17-3 MW)



#7 MARQUETTE GOLDEN EAGLES  
23-10 (13-7 BE)

Head Coach: Richard Pitino (Providence '05)

Overall Record: 246-185 (13th)

UNM Record: 87-48 (4th)

vs. MU: 0-0



Head Coach: Shaka Smart (Kenyon '99)

Overall Record: 370-182 (16th)

MU Record: 98-40 (4th)

vs. UNM: 0-0

NET: 42 KenPom: 41

NET: 26 KenPom: 28



PBP: Spero Dedes  
Analyst: Jim Spanarkel  
Sideline: Jon Rothstein



PBP: Scott Graham  
Analyst: Jon Crispin



PBP: Robert Portnoy  
Analyst: Hunter Greene

#### THE OPENING TIP

- ▶ The Lobos are making their second consecutive NCAA Tournament appearance
- ▶ New Mexico won the Mountain West regular season title with a 17-3 record, tying the conference record for league wins in a season
- ▶ UNM was 7-2 this season against the NCAA field, the third-best win percentage among teams that played at least five games against tournament teams
- ▶ The Lobos look to reach 27 wins for the first time since 2013-14 (27-7)
- ▶ Donovan Dent has a MW-record six straight 20 point/5 assist games
- ▶ Nelly Junior Joseph is one of 11 players nationally averaging a double-double
- ▶ Richard Pitino was named Mountain West Coach of the Year

#### SERIES HISTORY

Overall: 1-0  
Neutral: 1-0 (0-0 NCAA)  
Streak: W1

#### LAST 5 SERIES GAMES

12/21/13 NVegas W, 75-68

### POSSIBLE STARTERS



**2 DONOVAN DENT**  
G | 6-2 / 185 | Jr. | Riverside, Calif.

20.6 ppg | 2.3 rpg | 6.4 apg | 35.1 mpg | 1.5 spg

- ▶ Mountain West Player of the Year
- ▶ Career-high 40 points vs. VCU
- ▶ Only player nationally averaging 20.0 points and 6.0 assists



**3 TRU WASHINGTON**  
G | 6-2 / 205 | So. | Phoenix, Ariz.

11.2 ppg | 3.9 rpg | 27.8 mpg | 2.1 spg | 2.0 apg


- ▶ MW Player of the Week (Feb. 17)
- ▶ Scored a career-high 25 points in the win over Utah State (2/16)
- ▶ 19-1 this season when he scores 10+



**8 FILIP BOROVICANIN**  
G | 6-9 / 220 | Jr. | Belgrade, Serbia

5.8 ppg | 4.5 rpg | 1.2 apg | 22.4 mpg

- ▶ 16 pts and career-high 11 rebs at Wyoming for 1st career double-double
- ▶ Scored career-high 18 pts at Boise St
- ▶ Five double-figure games in MW play



**22 MUSTAPHA AMZIL**  
F | 6-9 / 215 | Sr. | Helsinki, Finland

11.3 ppg | 54 rpg | 28.4 mpg | 1.4 apg

- ▶ Career-high 28 points vs. Arizona State
- ▶ Career-high 13 rebs vs. Nicholls
- ▶ Two double-doubles this season (vs. Nicholls, vs. San Diego State)



**23 NELLY JUNIOR JOSEPH**  
C | 6-10 / 240 | Sr. | Benin City, Nigeria

14.0 ppg | 11.2 rpg | 1.5 bpg | 31.3 mpg | 55% FG

- ▶ 1st Team All-Mountain West
- ▶ Buzzer-beater to win vs. Nevada
- ▶ 59 career doubles (4th most among active Division I players)

### KEY RESERVES

No.	Pos.	Name	Yr.	Ht. / Wt.	PPG	RPG	Of Note
0	G	CJ Noland	Sr.	6-4 / 210	8.0	2.5	19 points on 7-7 FG vs. Colorado State
24	F	Jovan Milicevic	Fr.	6-10 / 240	4.0	2.1	16 pts (4-6 3FG) at San Diego State
1	G	Braden Appelkans	R-So.	6-7 / 195	3.5	0.8	MW high 6 pts vs. Fresno State & Air Force
4	G	Kayde Dotson	Fr.	6-2 / 190	2.4	0.4	18 pts (6-7 FG) vs. TAMU-CC
6	F	Atiki Ally Atiki	Sr.	6-10 / 225	2.0	2.5	Career-high 5 blocks vs. TAMU-CC
7	F	Ibrahima Sacko	So.	6-6 / 230	1.2	1.2	Three starts in 23-24 at Georgia Tech
11	G	Quinton Webb	R-So.	6-6 / 205	0.5	0.5	50 FG% in 2023-24 as redshirt freshman

## RICHARD PITINO



4th Season at New Mexico

### COACHING RECORD

Year	School	Overall	Conf.
2013	FIU	18-14	11-9
2014	Minnesota	25-13	8-10
2015	Minnesota	18-15	6-12
2016	Minnesota	8-23	2-16
2017	Minnesota	24-10	11-7
2018	Minnesota	15-17	4-14
2019	Minnesota	22-14	9-11
2020	Minnesota	15-16	8-12
2021	Minnesota	14-15	6-14
2022	New Mexico	13-19	5-12
2023	New Mexico	22-12	8-10
2024	New Mexico	26-10	10-8
2025	New Mexico	26-7	17-3
<b>TOTALS</b>		<b>246-185</b>	<b>105-138</b>

### NOTABLE

- 2025 Mountain West Coach of the Year
- 2025 NABC Mountain District Coach of the Year
- 2024 & 2025 Naismith Coach of the Year Watch List
- Led the Lobos to the 2024 Mountain West Championship and their 1st NCAA appearance in a decade
- Took UNM to the NIT in his second season, the Lobos' first postseason appearance in nine years
- Led Minnesota to the 2014 NIT Championship and two NCAA Tournament appearances
- 2017 Big Ten Coach of the Year
- 2017 NABC District 7 Coach of the Year
- 18 wins over ranked teams in eight seasons at Minnesota
- Led FIU to 10-win improvement and first winning seasons in 12 years in 2012-13 in first season as a head coach
- Five NCAA appearances in seven years as an assistant coach
- While on his father's staff at Louisville, the Cardinals reached the 2012 Final Four, the Elite Eight in 2008 and 2009 and won two Big East Championships
- While on Billy Donovan's staff at Florida, the Gators reached the Elite Eight in 2011 and won one SEC Regular Season Title

### PITINO vs. 2024-25 OPPONENTS

Air Force	7-2	(7-2 UNM)
Arizona State	0-1	(0-1 UNM)
Boise State	3-6	(3-6 UNM)
Colorado St	5-4	(5-4 UNM)
Fresno St	4-3	(4-3 UNM)
Grambling State	2-0	(2-0 UNM)
<b>Marquette</b>	<b>first meeting</b>	
Nevada	4-4	(4-4 UNM)
New Mexico State	3-2	(3-2 UNM)
Nicholls	1-0	(1-0 UNM)
St. John's	1-2	(1-1 Minnesota/0-1 UNM)
San Diego St	4-4	(4-4 UNM)
San Jose St	6-2	(6-2 UNM)
A&M-Corpus Christi	2-0	(1-0 Minnesota/1-0 UNM)
Texas Southern	3-0	(1-0 FIU/2-0 UNM)
UCLA	1-0	(1-0 UNM)
UNLV	3-4	(3-4 UNM)
USC	1-0	(1-0 UNM)
Utah State	3-5	(3-5 UNM)
VCU	1-0	(1-0 UNM)
Western NM	3-0	(3-0 UNM)
Wyoming	7-2	(7-2 UNM)

### WE ARE DANCING!!

- New Mexico is making its 18th NCAA Tournament Appearance and its second consecutive berth
- The Lobos have an 8-17 all-time tournament record
- Last year UNM lost in the first round, 77-56, to Clemson in Memphis
- The Lobos' last NCAA victory came in 2012, a 75-68 first round win over Long Beach State in Portland (followed by a 59-56 loss to eventual Final Four squad Louisville in the second round when Richard Pitino was an assistant coach with the Cardinals)
- Since the modern 64/68 field was adapted in 1985, the Lobos are 6-8 in Round of 64 games
- Only once has UNM won a NCAA Tournament game as a lower seed, a 61-59 victory over Missouri in the first round of the 1999 tournament in Denver (UNM was a 9, Missouri an 8)

### AGAINST THE FIELD

- New Mexico played nine games against teams in this year's NCAA Tournament, posting a 7-2 record in those games
- UNM's .778 win percentage against the field is the third best in the nation (among teams with at least five games against the field)
- The Lobos' seven wins against the field is T-16th most in the nation
- UNM is one of three teams in the tournament to have a winning record against the field and be seeded a No. 6 or lower (No. 7 Saint Mary's, No. 8 UConn, No. 10 New Mexico)

### BEST WIN% vs. NCAA FIELD

.792 (19-5)	Auburn
.789 (15-4)	Florida
<b>.778 (7-2)</b>	<b>New Mexico</b>
.769 (10-3)	St. John's
.750 (9-3)	Duke
.733 (11-4)	Houston
.714 (10-4)	Michigan State
.714 (5-2)	Memphis
.708 (17-7)	Tennessee

### MATCHUP NOTES

- New Mexico and Marquette are meeting for the second time (UNM won the first matchup, 75-68 in 2013-14 in Las Vegas)
- The Lobos are looking for their first ever win against a Big East school in the NCAA Tournament (0-5), with losses to Georgetown (1996 second round), Syracuse (1998 second round), UConn (1999 second round), Villanova (2005 first round) and Louisville (2012 second round), with 1999 UConn and 2012 Louisville going on to reach the Final Four that year
- Prior to the loss in November to St. John's at MSG, the Lobos had won three straight against Big East opponents (vs. Marquette in 2013-14, at Cincinnati in 2012-13, vs. UConn in 2012-13)

### ON TOP OF THE MOUNTAIN

- New Mexico were the 2024-2025 Mountain West regular season champions
- It is the Lobos' fifth Mountain West regular season title (first since 2012-13) and their 10th overall conference regular season title
- The Lobos set the school record for conference wins in a season with 17
- UNM tied the Mountain West record for conference wins in a season, set by the 2019-20 San Diego State team that went 17-1 in the league

### UNM REGULAR SEASON TITLES

2024-25	Mountain West (17-3)
2012-13	Mountain West (13-3)
2011-12	Mountain West (10-4(co))
2009-10	Mountain West (14-2)
2008-09	Mountain West (12-4(co))
1993-94	WAC (14-4)
1977-78	WAC (13-1)
1973-74	WAC (10-4)
1967-68	WAC (8-2)
1963-64	WAC (7-3(co))

### NOT THEIR FIRST DANCE

- New Mexico has six players who appeared in the Lobos' NCAA Tournament game last season (Donovan Dent, Nelly Junior Joseph, Mustapha Amzil, Tru Washington, Braden Appelhans and Quinton Webb)
- Two Lobos were members of NCAA Tournament teams at previous schools: Filip Borovicanin (Arizona) and Atiki Ally Atiki (BYU)
- If the Lobos start their normal five (Dent, Washington, Borovicanin, Amzil, Joseph), it will mark the second round of 64 game in UNM history where all five starters had played in a previous NCAA Tournament (1998 first round win vs. Butler: Clayton Shields, Ben Baum, Kenny Thomas, Lamont Long, David Gibson)
- Nelly Junior Joseph has the most NCAA Tournament experience for the Lobos, playing in his fourth March Madness (two at Iona, second at New Mexico) and averaged 9.3 points and 6.7 rebounds in his previous tournament games, including a 14-point/12-rebound double-double last season vs. Clemson

### MOST MW WINS IN A SEASON

17	<b>2024-25</b>	<b>New Mexico</b>
17	2019-20	San Diego State
16	2015-16	San Diego State
16	2013-14	San Diego State
15	five teams	

## MEDIA SCHEDULE

MAR. 19 Wednesday	MAR. 20 Thursday	MAR. 21 Friday	MAR. 22 Saturday	MAR. 16 Sunday	MAR. 17 Monday	MAR. 18 Tuesday
TRAVEL TO CLEVELAND	INTERVIEWS 1:20 pm ET	GAMEDAY vs. Marquette 7:25 pm ET	INTERVIEWS 3:10 pm ET	GAMEDAY vs. MSU/ Bryant TBA		
	PRACTICE 2:00 pm ET		* if advance	* if advance		

## RANKINGS

### ASSOCIATED PRESS (3/17)

1	Duke (49)	31-3	1463
2	Houston (6)	30-4	1394
3	Florida (2)	30-4	1370
4	Auburn (2)	28-5	1291
5	<b>St. John's</b>	<b>30-4</b>	<b>1225</b>
6	Tennessee	27-7	1174
7	Alabama	25-8	1120
8	Michigan State	27-6	1080
9	Texas Tech	25-8	926
10	Louisville	27-7	809
11	Maryland	25-8	764
12	Clemson	27-6	746
13	Wisconsin	26-9	732
14	Michigan	25-9	681
15	Iowa State	24-9	641
16	Memphis	29-5	636
17	BYU	24-9	563
18	Kentucky	22-11	511
19	Texas A&M	22-10	457
20	Saint Mary's	28-5	306
21	Arizona	22-12	253
22	Purdue	22-11	227
23	Missouri	22-11	159
24	Gonzaga	25-8	151
25	Oregon	24-9	115

Others receiving votes: Drake 107, **Marquette 69**, UC San Diego 57, Illinois 55, **VCU 28**, Creighton 28, Ole Miss 13, McNeese 4, UConn 4, **Colorado State 4**, Kansas 3, High Point 3, Akron 3, **UCLA 3**

### COACHES (3/17)

1	Duke (25)	31-3	764
2	Houston (2)	30-4	731
3	Florida (3)	30-4	715
4	Auburn (1)	28-5	672
5	<b>St. John's</b>	<b>30-4</b>	<b>643</b>
6	Tennessee	27-7	634
7	Michigan State	27-6	568
8	Alabama	25-8	556
9	Texas Tech	25-8	498
10	Wisconsin	26-9	445
11	Louisville	27-7	426
12	Maryland	25-8	401
13	Clemson	27-6	378
14	Iowa State	24-9	361
15	Michigan	25-9	329
16	Memphis	29-5	272
17	BYU	24-9	235
18	Texas A&M	22-10	233
19	Saint Mary's	28-5	209
20	Arizona	22-12	177
21	Kentucky	22-11	164
22	Purdue	22-11	154
23	Gonzaga	25-8	93
24	Missouri	22-11	90
25	<b>Marquette</b>	<b>23-10</b>	<b>68</b>

Others receiving votes: Drake 46, UC San Diego 37, Oregon 35, **VCU 33**, Creighton 33, Illinois 27, Kansas 16, UConn 12, Baylor 7, **Colorado State 6**, **UCLA 3**, Ole Miss 2, Vanderbilt 1, North Carolina 1

### 2024-25 Opponents in Bold

## THE PLAYER OF THE YEAR

- Donovan Dent is the 2025 Mountain West Player of the Year
- Dent is the fifth Lobo to earn the honor, joining Ruben Douglas (2003), J.R. Giddens (2008), Darington Hobson (2010) and Kendall Williams (2013)
- Dent became the first player in Mountain West history to average 20.0 points and six assists per game in conference play
- He was named an honorable mention All-American by the AP and USBWA

## DONOVAN DENT: ONE OF ONE

- Dent is the only player in the nation averaging over 20 points and 6.0 assists per game (last to do so: Xavier Johnson, Southern Illinois in 2023-24)
- Dent is the only player in the nation ranking in the top 15 nationally in both scoring and assists (last to do so: Tavian Dunn-Martin, FGCU in 2021-22)
- Dent is the only player in the nation with four 30-point games and four 10-assist games this season (last to do so: Tavian Dunn-Martin, FGCU in 2021-22), and is the only player in Mountain West history to have four games of each in the same season
- Dent is the only player in Lobo history with at least five career 30-point games and five career 10-assist games

## THE 600/200 CLUB

- Donovan Dent became the 14th player in NCAA history to have at least 600 points and 200 assists in the regular season (last to do so: Ja Morant, Murray State in 2018-19)
- Overall, he is the 82nd 600/200 player in NCAA history (including postseason games), becoming the second Lobo (Kelvin Scarborough in 1986-87) and second Mountain West player (Wyoming's Hunter Maldonado in 2021-22) to accomplish the feat
- With 20 points and eight assists in the NCAA Tournament, he would become the 17th player in NCAA history with 700 points and 220 assists in a season (last to do so: Cassius Winston, Michigan State & Ja Morant, Murray State, both in 2018-19)

## DENT DISHING IT OUT

- Donovan Dent has eight games with at least eight assists this season, setting the record for the most eight-assist games by a Lobo in the Mountain West era
- Dent has three games this season with at least 20 points and seven assists with no turnovers (only other players with more than one this season are Mark Sears of Alabama, Braden Smith of Purdue and Bennett Stirtz of Drake, each with two)
- Against Fresno State, Dent recorded his 400th career assist and enters the tournament with 481 career assists (7th in UNM history)
- Dent has a school-record three career games with 10 assists/no turnovers
- Dent's three 10 assist/0 turnover games over the past two seasons are tied for most in the nation with Gonzaga's Ryan Nembhard

## DENT IS STREAKING

- Donovan Dent continued two notable streaks in the MW Tournament
- With 23 points and five assists in the semifinal vs. Boise State, he had his sixth consecutive 20 point/5 assist game, the longest such streak in Mountain West history
- He is the first player in the nation to have six straight 20 point/5 assist game in two years (Kendrick Davis of Memphis - Jan. 19 to Feb. 8, 2023)
- Dent has had at least 10 points and two assists in every game this season, as his 33-game streak of consecutive 10 points/2 assist games is a Mountain West record and the longest active streak in the nation

## FOUR 30 PT GAMES & FOUR 10 ASST GAMES IN A YEAR (since '17)

<b>Donovan Dent</b> (New Mexico - 2024-25)
Tavian Dunn-Martin (FGCU 2021-22)
Ja Morant (Murray St 2018-19)
Jon Elmore (Marshall 2017-18)
Trae Young (Oklahoma 2017-18)
Dennis Smith, Jr. (NC State 2016-17)

## ALL-TIME NCAA 600 PTS/200 ASSTS IN REGULAR SEASON

<b>Donovan Dent</b> (New Mexico, 2024-25)
Ja Morant (Murray State - 2018-19)
Trae Young (Oklahoma - 2017-18)
Jon Elmore (Marshall 2017-18)
Jon Elmore (Marshall 2016-17)
Kay Felder (Oakland 2015-16)
David Holston (Chicago State - 2008-09)
Charles Jones (Long Island - 1997-98)
Damon Stoudamire (Arizona, 1994-95)
Terrell Lowery (Loyola Marymount, 1990-91)
Gary Payton (Oregon State, 1989-90)
Kenny Anderson (Georgia Tech, 1989-90)
Mookie Blaylock (Oklahoma, 1988-89)
Ernie DiGregorio (Providence, 1972-73)

## UNM MOST 8-ASSIST GAMES IN MW ERA (since 99-00)

8	<b>Donovan Dent</b> (2024-25)
7	Kendall Williams (2013-14)
7	Dairese Gary (2010-11)
6	Donovan Dent (2023-24)
6	Antino Jackson (2017-18)

## UNM CAREER GAMES WITH 10 ASSISTS/0 TURNS

3	<b>Donovan Dent</b> (2023-pres.)
2	Marlon Parmer (2000-02)
2	Darrell McGee (1987-90)
1	Six tied

## CONSECUTIVE 20pt/5asst GAMES THIS SEASON

6	<b>Donovan Dent</b> (UNM, 2/25/25-pres)
4	Nique Clifford (Colo St, 1/18/25-1/28/25)
3	Myles Tate (App St, 12/20/24-1/4/25)
3	Braden Smith (Purdue, 12/29/24-1/5/24)
2	numerous players

## QUICK FACTS

### THE UNIVERSITY OF NEW MEXICO

Location	Albuquerque, N.M.
Founded	1889 by Territorial Legislature
Enrollment	22,852
Nickname	Lobos
Colors	Cherry (PMS 200) & Silver (PMS 428)
Conference	Mountain West

National Affiliation	NCAA Division I
President	Dr. Garnett S. Stokes
Director of Athletics	Fernando Lovo
Facility	The Pit
Capacity	15,411
Age	Built in 1966 (Renovated in 2009-10)





# 2024-25 LOBO BASKETBALL

## DOUBLE TIME

### DOUBLE-DOUBLES

	2024-25	CAREER	STREAK
Nelly Junior Joseph	16	59%	-
Donovan Dent	4	7	-
Mustapha Amzil	2	4%	-
Tru Washington	1	2	-
Filip Borovicarin	1	1	-

### DOUBLE FIGURE POINTS

	2024-25	CAREER	STREAK
Donovan Dent	33	65	33
Nelly Junior Joseph	25	110%	3
Tru Washington	20	29	3
Mustapha Amzil	19	69%	1
CJ Noland	11	34%	-
Filip Borovicarin	7	8%	-
Jovan Milicevic	4	4	-
Braden Appelhans	2	4	-
Kayde Dotson	2	2	-
Atiki Ally Atiki	-	7%	-
Ibrahima Sacko	-	1%	-

### DOUBLE FIGURE REBOUNDS

	2024-25	CAREER	STREAK
Nelly Junior Joseph	20	70%	-
Mustapha Amzil	2	5%	-
Filip Borovicarin	2	2	-
Atiki Ally Atiki	1	3%	-
Tru Washington	1	2	-

## BIG TIME GAMES

### 20-POINT GAMES

	2024-25	CAREER	STREAK
Donovan Dent	18	26	6
Nelly Junior Joseph	4	13%	-
Mustapha Amzil	2	4%	-
Tru Washington	2	3	-
CJ Noland	1	3%	-
Jovan Milicevic	1	1	-

### 30-POINT GAMES (40 pt)

	2024-25	CAREER	STREAK
Donovan Dent	4 (1)	5 (1)	-

### 10-ASSIST GAMES

	2024-25	CAREER	STREAK
Donovan Dent	4	7	-

% Career totals include games at previous schools (NCAA Division I)

## COUNT IT, AND ONE!

### AND ONES...

	2024-25	CAREER <sup>A</sup>
Donovan Dent	20	32
Nelly Junior Joseph	10	13
CJ Noland	4	4
Jovan Milicevic	3	3
Tru Washington	2	9
Filip Borovicarin	2	2
Mustapha Amzil	2 (1)	2 (1)
Braden Appelhans	1	1
Atiki Ally Atiki	1	1

<sup>\*</sup> made FG while fouled, followed by a made FT | <sup>A</sup> UNM career only | (#) - 4pt plays

### OH NELLY

- Nelly Junior Joseph earned first team All-Mountain West honors after leading the conference in rebounding, field goal percentage and double-doubles
- He is the only Mountain West player and one of 11 players nationally averaging a double-double this season
- His 16 double-doubles this season leads the conference, as did his 11 double-doubles in Mountain West play
- His 22 point/18 rebound performance at UNLV on Jan. 25 was the first 20/18 game in the Mountain West in three seasons (Graham Ike of Wyoming at San Jose State in 2022)
- He had a streak of five consecutive double-doubles (Jan. 20 to Feb. 8), the first Lobo to accomplish that feat since 2013-14 when Alex Kirk had a six-game streak
- Joseph has 59 career double-doubles, the fourth most among active Division I players
- He has 51 blocks and 43 steals this season, the first Lobo to have a 50/40 season since Danny Granger in 2004-05

### NELLY CLEANS THE GLASS

- Nelly Junior Joseph has dominated the glass this season, averaging a Mountain West-leading 11.2 rebounds per game (11.9 rpg in MW play)
- Joseph became the first Mountain West player to average over 11.0 rebounds per game in conference play in six years (Colorado State's Nico Carvacho averaged 13.8 rpg in 2018-19 MW play)
- Nelly has nine games with at least 15 rebounds, the most by a Lobo in the past 50 seasons (since 1974-75)
- He had three straight 15-rebound games in early March, the longest such streak by a Lobo since 1969-70 (Willie Long) and tied for the longest such streak in MW history
- Joseph's 18 rebounds in the Mountain West quarterfinal win over San Jose State were the most by a Lobo in a MWT game and tied the UNM record for rebounds in a conference tournament (Lewis LaMar had 18 rebounds vs. San Diego State in the 1994 WAC quarterfinals)
- In the Feb. 8 victory at Air Force, Joseph grabbed a career-high 21 rebounds, the most by a Lobo since 2011 (Drew Gordon - 23 vs. Utah) and the most by anyone in a Mountain West game since 2016 (Nevada's Cameron Oliver - 24 vs. Fresno State)

### LUCKY SEVENS

- In consecutive games, Nelly Junior Joseph (at Utah State) and CJ Noland (vs. Colorado State) each went a perfect 7-of-7 from the floor, T-6th best perfect game in UNM history
- It is the second time in program history that there have been two 7-of-7 or better shooting games by the Lobos in the same season (Luc Longley twice in 1989-90), but first time in consecutive games and the first time by two different players
- Noland's 7-of-7 performance included 3-3 from deep, the most triples by a Lobo in a game of 7-of-7 or better from the floor

### ITS TRU! WASHINGTON IS A THIEF

- Tru Washington leads the Lobos with 67 steals
- At San Jose State on Jan. 14, he had his fifth career five-steal game, the second-most by a Lobo in the Mountain West era
- Washington tied UNM's freshman steals record last season with 49
- He enters the game with 116 career steals, breaking the UNM record for most steals through their freshman and sophomore seasons (Kendall Williams, 95 in 2010-11 and 2011-12)

### TRU DOUBLE FIGURES LEADS TO WINS

- Tru Washington has 20 double figure scoring games this season and the Lobos are 19-1 in those games (6-6 when Washington scores in single digits/1-0 when Washington did not play due to injury)
- Last season, UNM was 8-1 when Washington scored in double figures, making the Lobos 27-2 over the past two seasons when he scores at least 10 points (both losses to Boise State, last year at home and this year in the MW semifinals)

### FINNISH STRONG THIS SEASON

- Mustapha Amzil is having a strong 2024-25 season after a 2023-24 season in which was named Mountain West 6th Man of the Year
- Amzil has increased his scoring average and rebounding average from last year, while already eclipsing his totals of 3-pointers and double figure games
- He set a career high with 28 points vs. Arizona State in the Acrisure Classic

### NCAA DIVISION I ACTIVE DOUBLE-DOUBLE LEADERS

89	Norchad Omier	(Baylor)
78	Johni Broome	(Auburn)
64	Hunter Dickinson	(Kansas)
59	Nelly Junior Joseph	(New Mexico)

### UNM MOST 15-REBOUND GAMES IN A SEASON (last 50 yrs)

9	Nelly Junior Joseph	(2024-25)
8	Bill Hagins	(1974-75)
7	Lewis LaMar	(1993-94)
5	Drew Gordon	(2010-11)
5	Larry Gray	(1975-76)

### UNM MOST 5-STEAL GAMES (MW ERA - since 1999-00)

10	Jaalen House	(2022-24)
5	Tru Washington	(2024-pres.)
4	Danny Granger	(2004-05)
2	Donovan Dent	(2023-pres.)
2	Darington Hobson	(2010)
2	Dairese Gary	(2008-11)
2	Roman Martinez	(2007-10)

### AMZIL BREAKDOWN

	2024-25	2023-24
Points/G	11.3	6.7
Reb/G	5.4	3.5
3FG	39	28
Blocks	21	9
Dbl Fig Gms	19	14

## MW & NCAA LEADERS

### TEAM - MOUNTAIN WEST LEADERS

	Value	NCAA Rank	MW Rank
Fast Break Pts/Game	16.5	3rd	1st
FT Attempts/Game	23.5	19th	1st
Off. Rebs/Game	12.2	58th	1st
Def. Rebs/Game	27.1	35th	1st
Rebounds/Game	39.3	20th	1st
Scoring Offense	81.2	25th	1st
Steals/Game	8.9	28th	1st
Turnover Margin	+3.9	15th	1st
TOs Forced/Game	15.3	14th	1st

### TEAM - OTHER TOP 50 NCAA

	Value	NCAA Rank	MW Rank
Blocks/Game	5.1	15th	2nd
FTs/Game	16.2	46th	2nd
Scoring Margin	+10.5	24th	2nd

### INDIVIDUAL - MOUNTAIN WEST LEADERS

	Value	NCAA Rank	MW Rank
Donovan Dent	241	12th	1st
FGs	485	31st	1st
FG Attempts	171	15th	1st
FTs	219	22nd	1st
FT Attempts	680	6th	1st
Points	20.6	8th	1st
Points/Game	Value	NCAA Rank	MW Rank
Nelly Junior Joseph	16	10th	1st
Double-Doubles	55.3	40th	1st
FG%	371	3rd	1st
Rebounds	11.2	3rd	1st
Rebounds/Game	3.4	18th	1st
Off. Rebs/Game			

### INDIVIDUAL - OTHER TOP 50 NCAA

	Value	NCAA Rank	MW Rank
Nelly Junior Joseph	7.9	6th	2nd
Def. Rebs/Game			
Donovan Dent	Value	NCAA Rank	MW Rank
Assists	212	11th	2nd
Assists/Game	6.4	12th	2nd
Tru Washington	Value	NCAA Rank	MW Rank
Steals	67	30th	2nd
Steals/Game	2.1	32nd	3rd

### BEST IN THE (MOUNTAIN) WEST

- New Mexico had two first-team All-Mountain West selections in Donovan Dent and Nelly Junior Joseph
- They become the 14th and 15th Lobos to earn first-team honors
- It marks the third time UNM has had two players on the first team (2010 - Dairese Gary/Darlington Hobson; 2014 - Cam Baisrow/Kendall Williams)
- UNM's three pairs of first-team All-MW selections is tied for the most in conference history (BYU-2001/2008/2009; San Diego State-2006/2011/2020)

### WEEKLY SUCCESS

- Nelly Junior Joseph (four), Donovan Dent (three), and Tru Washington (one) combined for eight Mountain West Player of the Week awards this year
- The eight awards are the most in a season in program history and were one shy of the Mountain West record of nine awards in a year by BYU in 2010-11
- UNM won the award four straight weeks (Dent, Joseph, Joseph, Washington) in Jan/Feb, the second school to win it four straight weeks (BYU in 2010-11 as Jimmer Fredette won it four straight weeks)
- Joseph's four awards in a season are tied for sixth most in MW history

### MILICEVIC EARNS FRESHMAN HONOR

- Jovan Milicevic earned his first Mountain West Player of the Week honor on Dec. 16 after a strong performance against Western New Mexico
- In the 122-70 win, Milicevic scored a career-high 21 points on 8-11 shooting (3-4 3FG), becoming the first Lobo in over a year to have a 20-point game off the bench
- The 21-point performance more than doubled his season total of 14 points combined over the first 10 games of the season

### PITINO vs. RANKED OPPONENTS

- The Lobos are 6-6 against ranked opponents under Richard Pitino (win vs. No. 22 Wyoming in 2022, win at No. 23 San Diego State in 2023, wins vs. No. 19 San Diego State, No. 16 Utah State and No. 22 Colorado State in 2024, win vs. No. 22 UCLA in 2025)
- Going back to his tenure at Minnesota, Pitino has led his squad to at least one ranked in each of the past 10 seasons (since 2015-16)
- Pitino is one of 11 active coaches in the nation to enter the season with at least one AP ranked win every season since 2015-16

### NON-CONFERENCE SUCCESS

- New Mexico has posted a 33-4 record in regular season non-conference games over the past three seasons (13-0 in '23, 12-1 last year, 8-3 this year)
- The Lobos' .892 win percentage in those games is the tied for the 5th best record nationally
- UNM's 33 non-conference wins are their most over a three-year span since 36 non-conference wins from 2012-14

### NOTABLE WIN AT THE BUZZER OVER NEVADA

- New Mexico earned an 82-81 overtime victory over Nevada on Jan. 3 as Nelly Junior Joseph scored the game-winner on a 15-foot jumper as time expired
- It was the first time in 26 years that the Lobos won a game on a buzzer beater as time expired (Jan. 16, 1999 - Damion Walker's layup gave No. 16 New Mexico a 79-78 win over No. 7 Arizona)
- It was the first time since 2022-23 that the Lobos won a game after trailing at halftime (lost 10 straight when trailing at half since rallying against Wyoming in the 2023 Mountain West Tournament)

### FIFTY IS NIFTY

- The Lobos have scored at least 50 points in a half 11 times this season, tied for the fourth-most in school history
- With one more 50-point half, it would be the first time since 1978-79 that UNM has had at least 12 50-point halves in a season
- The streak of three straight conference games with at least 50 points in a half (second half vs. USU/CSU/AF) marked the first such streak for UNM since 1977-78, when the Lobos had six straight WAC games with a 50-point half

### MOST MW POW AWARDS (season)

8	Jimmer Fredette (BYU, 10-11)
5	Jimmer Fredette (BYU, 09-10)
5	Luke Nevill (Utah, 08-09)
5	J.R. Giddens (UNM, 07-08)
5	Andrew Bogut (Utah, 04-05)
4	Nelly Junior Joseph (UNM, 24-25)
4	Five others

### AT LEAST ONE AP RANKED WIN EVERY YEAR SINCE 2015-16

Dana Altman	Greg McDermott
Rick Barnes	Matt Painter
Scott Drew	Richard Pitino
Mark Few	Bill Self
Tom Izzo	

### BEST REGULAR SEASON NON-CONF. RECORD LAST 3 YRS

.909	Purdue (30-3)
.897	Oklahoma (35-4)
.897	Mississippi St (35-4)
.894	Utah State (34-4)
.892	New Mexico (33-4)
.892	Kansas (33-4)
.892	Houston (33-4)

### UNM's MOST 50-POINT HALVES (since 1969-70)

26	1977-78
15	1978-79
13	1973-74
11	2024-25
11	2017-18
11	1976-77
11	1990-91
10	1988-89



# 2024-25 LOBO BASKETBALL

## 2024-25 AWARDS

### DONOVAN DENT

Mountain West Player of the Year  
1st Team All-Mountain West  
Mountain West All-Tournament Team  
3rd Team Field of 68 All-American  
Honorable Mention Associated Press All-American  
Honorable Mention USBWA All-American  
1st Team NABC All-Mountain District  
Naismith Trophy Midseason Team  
Oscar Robertson Trophy Watch List  
Mountain West Player of the Week (Dec. 23, Jan. 13, Jan. 27)  
Preseason All-Mountain West

### NELLY JUNIOR JOSEPH

1st Team All-Mountain West  
Mountain West All-Defensive Team  
Mountain West All-Tournament Team  
1st Team NABC All-Mountain District  
Mountain West Player of the Week (Nov. 11, Jan. 6, Feb. 3, Feb. 10)  
Preseason All-Mountain West

### TRU WASHINGTON

Honorable Mention All-Mountain West  
Mountain West Player of the Week (Feb. 17)

### JOVAN MILICEVIC

Mountain West Freshman of the Week (Dec. 16)

### RICHARD PITINO

Mountain West Coach of the Year  
NABC Mountain District Coach of the Year  
Naismith Coach of the Year Late Season Watch List

### I WANNA GO FAST!

- UNM currently ranks No. 4 nationally in KenPom Tempo with an adjusted average of 72.7 possessions/game
- The Lobos' game at Fresno State on New Year's Eve featured 87 possessions, the most in a regulation game of the Richard Pitino era and the most in any Mountain West game since 2018
- UNM has ranked in the top 25 nationally in KenPom tempo in all four seasons under Richard Pitino, finishing ninth in tempo last season

### GETTING DEFENSIVE

- In the adjusted defensive efficiency rankings on KenPom, the Lobos rank 19th nationally defensively allowing an average of 95.2 points per 100 possessions
- It is the Lobos' best defensive efficiency since 2012-13 when they finished the season with a rating of 90.9
- In conference games, UNM led the MW in defensive efficiency at 95.3
- UNM ranks 15th nationally in blocks at 5.1 per game and 28th nationally in steals at 8.9 per game, and are one of four schools to rank in the top 30 in both categories (St. John's, Grand Canyon, Little Rock)

### GOING ON A RUN!

- New Mexico went on 15 runs of 10-0 or better in Mountain West play, three more than any other team this season
- The Lobos had a 10-0 run in 12 of 20 conference games this season
- Last season, UNM had a total of nine 10-0 runs over the 18 league games
- Including the non-conference and postseason, the Lobos have a total of 25 10-0 runs this season (nine in non-conference, one in postseason)
- The win at Air Force on Feb. 8 featured three 10-0 or better runs, UNM's most in a game in the past 15 years

#### MOST 10-0 RUNS (or better) in MW GAMES THIS YEAR

15	New Mexico
12	San Diego St
11	Boise St, Nevada, Utah St
10	Colorado St, San Jose St
7	Fresno St, Wyoming
3	UNLV
2	Air Force

### WE WERE ON THE BREAK!!

- New Mexico ranks fifth in the nation in fast break points at 16.5 per game
- The Lobos have had at least 20 fast break points in 13 games, including a season-high 38 against Western New Mexico
- In Mountain West play, UNM reached 20 fast break points in seven games, including a conference-high 35 fast break points in the New Year's Eve win at Fresno State

### STEALS. STEALS. STEALS

- The Lobos have had double-figure steals in 12 games this season, tying the school record for most double-digit steal games in a season
- UNM has had 12 games with double-figure steals three times before, most recently last season
- The Lobos had a season-high 17 steals vs. Western New Mexico (Dec. 14)

#### UNM MOST DOUBLE-DIGIT STEAL GAMES

12	2024-25
12	2023-24
12	2019-20
12	2004-05
11	1977-78

### RALLYING FOR WINS

- The Lobos have rallied from halftime deficits to win five conference games (vs. Nevada, at Wyoming, at Utah State, vs. Wyoming, vs. Utah State)
- The two wins over Wyoming marked the first time in UNM history that the Lobos swept a season series with an opponent when trailing by double digits at the half in both games
- Over the first 25 years of the Mountain West, New Mexico had never swept home/away of an opponent when trailing at the half in both games, but have done it twice this season (Wyoming, Utah State)
- The wins over Nevada and at Wyoming in January marked the first time since 2013-14 that UNM has won after trailing at the half in consecutive games, before accomplishing the feat again in February in the home wins over Wyoming and Utah State
- New Mexico did not rally from a halftime deficit last season and had gone almost 1.5 seasons (since a win over Wyoming in the 2023 MW Tournament) since rallying from a halftime deficit against Nevada on Jan. 3
- The 14-point deficit at Wyoming on Jan. 7 tied for the fourth-largest halftime deficit in a win in program history and the largest since rallying from down 14 at the half against Davidson in 2012-13

### ROAD WARRIORS

- New Mexico won seven conference road games this season, tying the school record for league road wins set in 2013-14
- Overall, UNM is 10-6 away from home this season, with neutral victories over UCLA and USC in addition to the seven conference wins



# 2024-25 LOBO BASKETBALL

## 2024-25 ROSTER

NO.	PLAYER	PRONUNCIATION	POS.	YR.	HT.	HOMETOWN	SOCIAL	
0	CJ NOLAND		G	Grad.	6-4	Waxahachie, TX	X @CjNoland1	@ thecjnoland
1	BRADEN APPELHANS	apple-hahns	G	R-So.	6-7	Blue Springs, MO	X @AppelhansBraden	@ bradenappelhans1
2	DONOVAN DENT		G	Jr.	6-2	Riverside, CA	X @Donovandent1	@ donovandent2
3	TRU WASHINGTON		G	So.	6-4	Phoenix, AZ	X @washington_tru	@ truashington
4	KAYDE DOTSON	cade	G	Fr.	6-2	Beaumont, TX	X @iamkaydedotson	@ kayde_._
6	ATIKI ALLY ATIKI	ah-TEE-kee ollie	F	Sr.	6-10	Mwanza, Tanzania	X @AtikiAtiki1	@ atikially3a
7	IBRAHIMA SACKO	E-bra-HE-ma SOCK-oh	F	So.	6-6	Conakry, Guinea		@ sacko0812
8	FILIP BOROVCANIN	bor-oh-VEECH-an-in	F	Jr.	6-9	Belgrade, Serbia	X @borovicnin_4	@ borovicnin_4
11	QUINTON WEBB		G	R-So.	6-6	San Bernardino, CA	X @_quintonwebb5	@ quintonwebb11
13	DANIEL THOMAS		F	Fr.	6-8	Dallas, TX	X @OnlyDaniel	@ danthomas_13
21	DERAJE AGBAOSI	derr-ah-ZHAY ag-BOW-see	F	R-Jr.	6-7	Union, NJ		@ _deraje
22	MUSTAPHA AMZIL	ahm-SEAL	F	Sr.	6-9	Helsinki, Finland	X @CantStaphMe	@ mustaphamzil
23	NELLY JUNIOR JOSEPH		F	Sr.	6-10	Benin City, Nigeria	X @eazynelz	@ eazynelz
24	JOVAN MILICEVIC	YO-vahn mill-LEECH-ah-vich	F	Fr.	6-10	Toronto, ON	X @JovanMilicevic9	@ jovan.m23
32	SHANE DOUMA-SANCHEZ	DUE-ma	G	R-Fr.	6-1	Laguna Pueblo, NM	X @ds32_shaneshane	@ saucy_shaneshane
35	DYLAN CHAVEZ		G	Fr.	6-5	Albuquerque, NM	X @dylanchavez00	@ dylanchavez0

Head Coach	Richard Pitino	4th Season / Providence, 2005
Associate Head Coach	Isaac Chew	4th Season / Avila, 1999
Assistant Coach	Tarvish Felton	3rd Season / Southern Utah, 1999
Assistant Coach	Aaron Katsuma	2nd Season / Minnesota, 2014
Assistant Coach	Dave Pilipovich	4th Season / Thiel, 1986
Assistant Coach/Video Coordinator	Danny Walters	3rd Season / Texas A&M, 2020
Director of Basketball Operations	Peyton Stephens	4th Season / Texas A&M, 2019
Strength & Conditioning Coach	Matthew Flores	4th Season / Arizona State, 2012
Sports Medicine	Grant Smith	1st Season / Missouri, 2020
Communications	Steve Kirkland	4th Season / Penn State, 2001



## THE LAST TIME

### A NEW MEXICO PLAYER...

- **Scored 30 points:** Donovan Dent (33) at Nevada (3/4/25)
- **Scored 35 points:** Donovan Dent (40) vs. VCU (12/18/24)
- **Scored 40 points:** Donovan Dent (40) vs. VCU (12/18/24)
- **Two players with 20 points:** Nelly Junior Joseph (26) and Donovan Dent (20), vs. UNLV (3/7/25)
- **Two players with 25 points:** Donovan Dent (30) and Mustapha Amzil (28), vs. Arizona State (11/28/24)
- **Three players with 20 points:** Corey Manigault (28), Zane Martin (23) & Vance Jackson (20) vs. Wyoming (2/8/20)
- **20-point game off the bench:** CJ Noland (23) at Fresno State (12/31/24)
- **20-points in one half:** Donovan Dent (20') at Nevada (3/4/25)
- **A player with back-to-back 30-point games:** Ruben Douglas (2/24/03-3/1/03)
- **One player scored in double figures:** at Nevada (3/4/25)
- **No players scored in double figures:** at Boise State (12/23/20)
- **Five players scored in double figures:** vs. Air Force (3/1/25)
- **All five starters scored in double figures:** at San Jose State (1/24/24)
- **Six players scored in double figures:** vs. Utah State (1/16/24)
- **Had 15 rebounds:** Nelly Junior Joseph (16) vs. UNLV (3/7/25)
- **Had 20 rebounds:** Nelly Junior Joseph (21) at Air Force (2/8/25)
- **Two players with 10 rebounds:** Nelly Junior Joseph (12) & Filip Borovicinanin (11) at Wyoming (1/7/25)
- **Double-Double:** Nelly Junior Joseph vs. San Jose State (3/13/25)
- **Two players had a double-double:** Nelly Junior Joseph & Filip Borovicinanin at Wyoming (1/7/25)
- **Three players had a double-double:** Nelly Junior Joseph, Mustapha Amzil and Donovan Dent vs. Nicholls (11/4/24)
- **Double-Double with points and assists:** Donovan Dent at Boise State (2/19/25)
- **Four Double-Doubles in a row:** Nelly Junior Joseph [5] (1/20/25-pres.)
- **Triple-Double:** Luc Longley vs. Penn State (3/28/90) *NIT*
- **20 points and 20 rebounds:** Carlton Bragg (22/20) at Wyoming (3/9/19)
- **10 assists:** Donovan Dent (11) at Boise State (2/19/25)
- **5 Blocked Shots:** Nelly Junior Joseph (5) vs. Colorado State (2/5/25)
- **5 Steals:** Tru Washington (5) at San Jose State (1/14/25)
- **Led UNM in Points, Rebounds and Assists:** Makuach Malauch at Fresno State (1/30/21)
- **Hit a last second shot to win a game (1.0 or later):** Nelly Junior Joseph vs. Nevada (1/3/25), jumper as time expired in OT to win 82-81
- **Played the entire game:** Donovan Dent vs. Utah State (2/16/25)
- **Played 40 or more minutes:** Donovan Dent vs. Utah State (2/16/25)

### NEW MEXICO TEAM...

- **Won in Overtime:** 82-81 vs. Nevada (1/3/25)
- **Lost in Overtime:** 83-89 vs New Mexico State (12/7/24)
- **Played Two Overtimes:** L, 94-97 (2ot) at Nevada (1/23/23)
- **Played Three Overtimes:** W, 104-99 (3ot) vs. Fresno State (3/8/96) *WACT*
- **Shot 70 percent for a Half:** 73.3 (22-30)<sup>2</sup>, vs. Houston Baptist (12/22/19)
- **Shot 60 percent in a Game:** 60.3 (47-78) vs. Western New Mexico (12/14/24)
- **Shot less than 30 percent in a Game:** 29.7 (19-64) vs. Clemson (3/22/24) *NCAA*
- **Shot 90 percent from the free throw line:** 100.0 (15-15) vs. Boise State (1/17/25)
- **Shot 50 percent from 3-point line:** 64.3 (9-14) vs. Colorado State (2/5/25)
- **Shot less than 30 percent in a half:** 18.5 (5-27)<sup>1</sup>, at Wyoming (1/7/25)
- **Shot less than 20 percent in a half:** 18.5 (5-27)<sup>1</sup>, at Wyoming (1/7/25)
- **Shot 55 percent or better and lost:** 59.6 (31-52) vs. New Mexico State (11/17/18)
- **Attempted 50 FTs:** 52 at UTEP (1/2/08)
- **Made 30 FTs:** 31 vs. Nevada (1/3/25)
- **Made 10 3-pt FGs:** 13, vs. Fresno State (1/20/25)
- **Failed to make a 3-pt FG:** vs. Washington State (12/25/15)
- **Had 50 rebounds:** 54, vs. Fresno State (1/20/25)
- **Had 25 assists:** 31, vs. Western New Mexico (12/14/24)
- **Had 15 steals:** 17, vs. Western New Mexico (12/14/24)
- **Had 10 blocks:** 10, vs. Nicholls (11/4/24)
- **Scored 50 pts in a half:** 54<sup>2</sup>, at Air Force (2/8/25)
- **Scored 60 pts in a half:** 62<sup>2</sup>, vs. Western New Mexico (12/14/24)
- **Scored 100 pts (MW):** 103, at Fresno State (12/31/24)
- **Scored 100 pts (non-conf):** 122, vs. Western New Mexico (12/14/24)
- **Scored under 20 pts in 1st half:** 18, at Wyoming (1/7/25)
- **Scored under 20 pts in 2nd half:** 18, at UNLV (1/18/21)
- **Scored under 50 pts in a game:** 47, at San Diego State (1/31/22)
- **Never trailed:** vs. Air Force (3/1/25)

### AN OPPOSING PLAYER...

- **Scored 30 points:** Tyson Degenhart (32), at Boise State (2/19/25)
- **Scored 35 points:** Max Rice (35), Boise State (1/31/24)
- **Scored 40 points:** Jordan Caroline (45), Nevada (1/7/17)
- **Two players with 20 points:** Tyson Degenhart (32) & Pearson Carmichael (21), at Boise State (2/19/25)
- **Two players with 25 points:** Graham Ike (29) & Hunter Maldonado (25), at Wyoming (1/22/22)
- **Three players with 20 points:** Will Baker (28), Jarod Lucas (22) & Kenan Blackshear (20), at Nevada (1/13/23)
- **20-point game off the bench:** Robert Carpenter (20), New Mexico State (12/7/24)
- **One player scored in double figures:** at Air Force (2/8/25)
- **No players scored in double figures:** Nevada (1/28/24)
- **Five players scored in double figures:** at San Jose State (1/14/25)
- **All five starters scored in double figures:** at St. John's (11/17/24)
- **Six players scored in double figures:** Utah State (1/8/22)
- **Had 15 rebounds:** Tyler Bilodeau (15), vs. UCLA (11/8/24)
- **Had 20 rebounds:** Ryan Watkins (22), Boise State (1/21/14)
- **Two players with 10 rebounds:** RJ Luis, Jr. (11) & Zuby Ejiofor (10), at St. John's (11/17/24)
- **Double-Double:** Robert Vaihola, vs San Jose State (3/13/25)
- **Two players had a double-double:** RJ Luis, Jr. & Zuby Ejiofor, at St. John's (11/17/24)
- **Double-Double with points and assists:** Drake Allen, Utah State (2/16/25)
- **Triple-Double:** Omari Moore, at San Jose State (2/20/22)
- **10 assists:** Alvaro Cardenas (12), vs. Boise State (3/14/25)
- **5 Blocked Shots:** Nick Davidson (5), Nevada (1/3/25)
- **5 Steals:** Alvaro Cardenas (5), at Boise State (2/19/25)
- **Hit a last second shot to win a game (1.0 or later):** Lamont Butler, San Diego State (2/25/23), three-pointer as time expired to win 73-71

### OPPONENT TEAM...

- **Shot 70 percent for a Half:** 73.1 (19-26)<sup>2</sup>, at Air Force (2/10/23)
- **Shot 60 percent in a Game:** 66.0 (35-53) at Air Force (2/10/23)
- **Shot less than 30 percent in a Game:** 29.4 (20-68), Boise State (3/14/24) *MWT*
- **Shot 90 percent from the free throw line:** 100.0 (5-5), at San Jose State (1/24/24)
- **Shot 50 percent from 3-point line:** 50.0 (9-18), Texas Southern (11/24/24)
- **Shot less than 30 percent in a half:** 29.6 (8-27)<sup>2</sup>, at Air Force (2/8/25)
- **Shot less than 20 percent in a half:** 18.5 (5-27)<sup>1</sup>, at Fresno State (1/28/21)
- **Shot 55 percent or better and lost:** 57.8 (37-64) at Wyoming (2/20/18)
- **Attempted 50 FTs:** 50, New Mexico State (12/11/82)
- **Made 30 FTs:** 35, Utah State (3/14/19)
- **Made 10 3-pt FGs:** 10, at Boise State (2/19/25)
- **Failed to make a 3-pt FG:** New Mexico State (12/16/15)
- **Had 50 rebounds:** 52, Boise State (1/15/22)
- **Had 25 assists:** 27, at Colorado State (3/3/21)
- **Had 15 steals:** 15, UAB (11/25/21)
- **Had 10 blocks:** 10, Utah State (1/6/21)
- **Scored 50 pts in a half:** 53<sup>2</sup>, at Fresno State (12/31/24)
- **Scored 60 pts in a half:** 61<sup>2</sup>, at Wyoming (2/20/18)
- **Scored 100 pts (MW):** 105, at Colorado State (1/15/20)
- **Scored 100 pts (non-conf):** 100, at New Mexico State (12/4/18)
- **Scored under 20 pts in 1st half:** 19, at Fresno State (1/28/21)
- **Scored under 20 pts in 2nd half:** 19, New Mexico State (12/3/14)
- **Scored under 50 pts in a game:** 48, San Diego State (1/11/25)
- **Never trailed:** at Saint Mary's (11/9/23)

### COMEBACKS...

	New Mexico Comeback	Opponent Comeback
Trailing at Half	vs. Utah St (2/16/25) <sup>36-42 / 82-79</sup>	vs. Boise St (3/14/25) <sup>28-34 / 72-69</sup>
Trailing w/8:00 left	vs. Wyoming (2/12/25) <sup>51-56 / 71-67</sup>	vs. Arizona St (11/28/24) <sup>60-62 / 85-82</sup>
Trailing w/4:00 left	vs. Wyoming (2/12/25) <sup>59-61 / 71-67</sup>	Air Force (2/24/24) <sup>67-70 / 78-77</sup>
Trailing w/2:00 left	at Wyoming (12/31/22) <sup>72-74 / 76-75</sup>	Air Force (2/24/24) <sup>70-72 / 78-77</sup>
Trailing w/1:00 left	at NMSU (12/15/23) <sup>68-72 / 73-72</sup>	vs. Boise St (3/14/25) <sup>65-66 / 72-69</sup>
Trailing any pt in final 30 sec of 2nd half or 30 sec of OT	Nevada (1/3/25) <sup>80-81(01 ot) / 82-81</sup>	at SJSU (1/14/25) <sup>69-70 (03) / 71-70</sup>





# 2024-25 LOBO BASKETBALL

## UPDATED SEASON RECORD BOOK

### SEASON SCORING LEADERS

Rk.	Player	Year	Pts
1.	Kenny Page	1979-80	784
2.	Ruben Douglas	2002-03	783
3.	Hunter Greene	1986-87	740
4.	Cameron Bairstow	2013-14	694
	Elijah Brown	2015-16	694
6.	<b>Donovan Dent</b>	<b>2024-25</b>	<b>680</b>
7.	Marvin Johnson	1977-78	673
8.	Kelvin Scarborough	1986-87	660
9.	Jamal Mashburn, Jr.	2022-23	651
10.	Johnny Brown	1985-86	649
11.	Charles Smith	1995-96	642
12.	Luc Longley	1989-90	627
13.	Willie Long	1969-70	621
	Willie Long	1970-71	621
15.	Charlie Thomas	1987-88	613
16.	Hunter Greene	1987-88	606
17.	Kenny Page	1980-81	603
18.	Greg Brown	1993-94	599
19.	Lamont Long	1999-00	598
20.	Jamal Mashburn, Jr.	2021-22	582
	Elijah Brown	2016-17	582

### SEASON REBOUND LEADERS

Rk.	Player	Year	REB
1.	Drew Gordon	2011-12	388
2.	Tom King	1960-61	375
3.	Tom King	1959-60	374
4.	<b>Nelly Junior Joseph</b>	<b>2024-25</b>	<b>371</b>
5.	Willie Long	1969-70	335
6.	Ira Harge	1962-63	331
7.	Luc Longley	1989-90	330
8.	JT Toppin	2023-24	326
	Morris Udeze	2022-23	326
10.	Darlington Hobson	2009-10	325

### SEASON OFF. REB. LEADERS

Rk.	Player	Year	OREBS
1.	JT Toppin	2023-24	132
2.	<b>Nelly Junior Joseph</b>	<b>2024-25</b>	<b>111</b>
3.	Drew Gordon	2011-12	108
4.	Nelly Junior Joseph	2023-24	104
5.	Kenny Thomas	1997-98	102
6.	AJ Hardeman	2009-10	98
7.	Lewis LaMar	1993-94	97
8.	Kenny Thomas	1995-96	95
9.	Charlie Thomas	1987-88	94
10.	Patrick Dennehy	2001-02	91

### SEASON ASSIST LEADERS

Rk.	Player	Year	ASST
1.	Darrell McGee	1988-89	243
2.	<b>Donovan Dent</b>	<b>2024-25</b>	<b>212</b>
3.	Kelvin Scarborough	1986-87	212
4.	Darrell McGee	1989-90	205
5.	Phil Smith	1983-84	203
6.	Petie Gibson	1970-71	198
7.	Donovan Dent	2023-24	190
8.	Petie Gibson	1968-69	183
9.	Dairese Gary	2010-11	182
	Marlon Parmer	1987-88	182
	Darrell McGee	1987-88	182

### SEASON STEAL LEADERS

Rk.	Player	Year	Steals
1.	Jaelen House	2022-23	86
2.	Hunter Greene	1986-87	84
3.	Kelvin Scarborough	1984-85	80
4.	Kelvin Scarborough	1986-87	78
5.	Phil Smith	1983-84	77
6.	Jaelen House	2023-24	70
	Hunter Greene	1987-88	70
8.	Gabe Nava	1973-74	69
9.	Jaelen House	2021-22	68
10.	<b>Tru Washington</b>	<b>2024-25</b>	<b>67</b>
11.	Charles Smith	1995-96	66
12.	Danny Granger	2004-05	63
13.	Mark Walters	2005-06	62
	Willie Banks	1991-92	62
15.	Lamont Long	1999-00	61
	Willie Banks	1990-91	61

### SEASON BLOCK LEADERS

Rk.	Player	Year	Blk
1.	Luc Longley	1989-90	117
2.	Khari Jaxon	1991-92	109
3.	Luc Longley	1990-91	95
4.	Luc Longley	1988-89	90
5.	Khari Jaxon	1992-93	88
6.	Alex Kirk	2013-14	85
7.	Kenny Thomas	1997-98	79
8.	Wayland White	1999-00	70
9.	JT Toppin	2023-24	68
10.	Wayland White	2000-01	67
11.	Alex Kirk	2012-13	63
12.	Danny Granger	2004-05	60
13.	Joe Furstinger	2017-18	53
14.	Daniel Faris	2008-09	52
15.	<b>Nelly Junior Joseph</b>	<b>2024-25</b>	<b>51</b>
	Cameron Bairstow	2013-14	51
17.	Kenny Thomas	1995-96	50
18.	Nelly Junior Joseph	2023-24	49
19.	Kenny Thomas	1996-97	48
20.	Lewis LaMar	1993-94	45
	Rob Loeffel	1987-88	45

### SEASON DOUBLE-DOUBLE LEADERS

Rk.	Player	Year	DD
1.	Willie Long	1969-70	23
2.	Ira Harge	1962-63	20
3.	Drew Gordon	2011-12	19
	Mel Daniels	1966-67	19
5.	Luc Longley	1989-90	17
	Ira Harge	1963-64	17
7.	<b>Nelly Jr. Joseph</b>	<b>2024-25</b>	<b>16</b>
	Kenny Thomas	1997-98	16
8.	Morris Udeze	2022-23	15
10.	Alex Kirk	2013-14	14
	Darlington Hobson	2009-10	14
	Bill Hagins	1974-75	14
	Willie Long	1970-71	14
	Tom King	1959-60	14

### CONSECUTIVE GAMES - DOUBLE FIGURE SCORING

Player	Games	Dates
Luc Longley	61	12/2/89-3/14/91
Hunter Greene	53	11/28/86-1/14/88
Kenny Page	53	12/1/79-3/7/81
Willie Long	53	3/1/69-3/6/71
Jamal Mashburn, Jr.	48	12/19/21-2/17/23
Ruben Douglas	38	2/5/02-3/13/03
<b>Donovan Dent</b>	<b>33</b>	<b>11/4/24-present</b>
Charles Smith	32	1/15/96-1/9/97
Elijah Brown	30	11/21/15-11/11/16
Cameron Bairstow	30	11/24/13-3/21/14
Johnny Brown	29	11/27/85-3/13/86

### SEASON ASST/TO RATIO (min 75 Asst)

Rk.	Player	Year	Ratio (A/TO)
1.	Hugh Greenwood	2013-14	3.50 (105/30)
2.	Jimmy Taylor	1990-91	3.32 (113/34)
3.	Darrell McGee	1989-90	3.31 (205/62)
4.	Kelly Graves	1986-87	2.81 (76/27)
5.	Tim Jacobs	2014-15	2.72 (87/32)
6.	Kelly Graves	1985-86	2.71 (84/31)
7.	Kendall Williams	2013-14	2.47 (168/68)
8.	Hugh Greenwood	2011-12	2.44 (83/34)
9.	Donovan Dent	2023-24	2.41 (190/79)
10.	Darrell McGee	1988-89	2.41 (243/101)
11.	Mark Felix	1977-78	2.32 (88/38)
12.	Kendall Williams	2012-13	2.31 (166/72)
13.	<b>Donovan Dent</b>	<b>2024-25</b>	<b>2.21 (212/96)</b>
14.	Marlon Parmer	2001-02	2.18 (87/40)
15.	Dairese Gary	2009-10	2.17 (137/63)



# 2024-25 LOBO BASKETBALL

## UPDATED CAREER RECORD BOOK

### CAREER SCORING LEADERS

Rk.	Player	Years	Points
1.	Charles Smith	1994-97	1,993
2.	Kenny Thomas	1996-99	1,931
3.	Lamont Long	1997-00	1,840
4.	Clayton Shields	1995-98	1,837
5.	Kendall Williams	2011-14	1,813
6.	Ruben Douglas	2001-03	1,782
7.	Luc Longley	1988-91	1,769
8.	Hunter Greene	1984-88	1,745
9.	Rob Robbins	1988-91	1,739
10.	Jamal Mashburn, Jr.	2022-24	1,629
11.	Jaelen House	2022-24	1,561
12.	Willie Long	1969-71	1,542
13.	Mel Daniels	1965-67	1,537
14.	Phil Smith	1981-84	1,477
15.	Kelvin Scarborough	1984-87	1,469
16.	Dairese Gary	2008-11	1,458
17.	Willie Banks	1989-92	1,394
18.	Kenny Page	1980-81	1,387
19.	Donovan Dent	2023-pres.	1,365
20.	Makuach Maluach	2018-21	1,308

### CAREER REBOUNDING LEADERS

Rk.	Player	Years	Rebs
1.	Kenny Thomas	1996-99	1,032
2.	Luc Longley	1988-91	922
3.	Mel Daniels	1965-67	853
4.	Willie Long	1969-71	800
5.	Clayton Shields	1995-98	758
6.	Tom King	1960-61	749
7.	Lamont Long	1997-00	698
8.	Alex Kirk	2011-14	685
9.	Nelly Jr. Joseph	2024-pres.	665
10.	Drew Gordon	2011-12	661

### CAREER ASSIST LEADERS

Rk.	Player	Years	Assists
1.	Darrell McGee	1987-90	684
2.	Phil Smith	1981-84	630
3.	Kendall Williams	2011-14	617
4.	Kelvin Scarborough	1984-87	574
5.	Dairese Gary	2008-11	564
6.	Petie Gibson	1969-71	560
7.	Donovan Dent	2023-pres.	481
8.	David Gibson	1995-98	460
9.	Willie Banks	1989-92	419
10.	Jaelen House	2022-24	395

### CAREER DOUBLE-DOUBLE LEADERS

Rk.	Player	Years	DDs
1.	Mel Daniels	1965-67	44
2.	Willie Long	1969-71	43
3.	Kenny Thomas	1996-99	41
4.	Ira Harge	1963-64	37
5.	Luc Longley	1988-91	35
6.	Drew Gordon	2011-12	32
7.	Nelly Jr. Joseph	2024-pres.	25
	Tom King	1960-61	25
9.	Alex Kirk	2011-14	24
	Bill Hagins	1974-75	24
	Darryl Minniefield	1972-73	24

### CAREER FIELD GOAL LEADERS

Rk.	Player	Years	FGs
1.	Charles Smith	1994-97	737
2.	Luc Longley	1988-91	696
3.	Kenny Thomas	1996-99	666
4.	Hunter Greene	1984-88	650
5.	Lamont Long	1997-00	647
6.	Clayton Shields	1995-98	641
7.	Mel Daniels	1965-67	594
8.	Rob Robbins	1988-91	583
9.	Jamal Mashburn, Jr.	2022-24	568
10.	Willie Long	1969-71	560
11.	Kenny Page	1980-81	553
12.	Ruben Douglas	2001-03	538
13.	Kendall Williams	2011-14	526
14.	Willie Banks	1989-92	509
	Francis Grant	1960-62	509
16.	Donovan Dent	2023-pres.	505
17.	Kelvin Scarborough	1984-87	499
18.	Jaelen House	2022-24	496
19.	Marvin Johnson	1977-78	490
20.	Tony Danridge	2005-09	485

### CAREER FREE THROW LEADERS

Rk.	Player	Years	Gms	FTs
1.	Kendall Williams	2011-14	556	
2.	Phil Smith	1981-84	547	
3.	Dairese Gary	2008-11	537	
4.	Kenny Thomas	1996-99	534	
5.	Ruben Douglas	2001-03	488	
6.	Kelvin Scarborough	1984-87	441	
7.	Willie Long	1969-71	422	
8.	Jaelen House	2022-24	405	
9.	Cameron Bairstow	2011-14	401	
10.	Elijah Brown	2016-17	399	
	Lamont Long	1997-00	399	
12.	Luc Longley	1988-91	377	
13.	Hunter Greene	1984-88	359	
14.	Jamal Mashburn, Jr.	2022-24	356	
15.	Mel Daniels	1965-67	349	
16.	Toby Roybal	1953-56	319	
17.	Ron Becker	1968-70	317	
18.	Charles Smith	1994-97	312	
19.	Donovan Dent	2023-pres.	309	
	Rob Robbins	1988-91	309	

### CAREER STEAL LEADERS

Rk.	Player	Years	Steals
1.	Kelvin Scarborough	1984-87	235
2.	Jaelen House	2022-24	224
3.	Hunter Greene	1984-88	203
4.	Phil Smith	1981-84	197
5.	Kendall Williams	2011-14	186
6.	Lamont Long	1997-00	184
7.	Willie Banks	1989-92	182
8.	Charles Smith	1994-97	178
9.	Darrell McGee	1987-90	168
10.	Dairese Gary	2008-11	162
11.	Mark Walters	2003-06	153
12.	Hugh Greenwood	2012-15	149
13.	David Gibson	1995-98	145
14.	Alan Dolensky	1981-84	142
15.	Roman Martinez	2007-10	136
16.	Donovan Dent	2023-pres.	131
17.	Royce Olney	1995-98	130
18.	Jamal Fenton	2010-13	117
19.	Tru Washington	2024-pres.	114
20.	Kenny Thomas	1996-99	112

### CAREER BLOCK LEADERS

Rk.	Player	Years	Blocks
1.	Luc Longley	1988-91	336
2.	Kenny Thomas	1996-99	239
3.	Khari Jaxon	1991-93	220
4.	Alex Kirk	2011-14	168
5.	Wayland White	2000-01	137
6.	Obij Aget	2014-17	129
7.	Rob Loeffel	1987-89	126
8.	Joe Furstinger	2015-18	107
9.	Nelly Junior Joseph	2024-pres.	100
	A.J. Hardeman	2009-12	100
11.	Cameron Bairstow	2011-14	99
12.	Daniel Faris	2006-09	98
13.	Charles Smith	1994-97	95
14.	Danny Granger	2004-05	91
15.	Donovan Dent	2023-pres.	77
	Lewis LaMar	1992-94	77
17.	David Chiotti	2003-06	74
18.	Drew Gordon	2011-12	69
19.	JT Toppin	2024	68
20.	Chad Bell	2002-03	63

### CAREER 10-ASSIST GAMES LEADERS

Rk.	Player	Years	10a Gms
1.	Phil Smith	1981-84	16
2.	Darrell McGee	1987-90	13
3.	Kelvin Scarborough	1984-87	9
4.	Donovan Dent	2023-pres.	7



# 2024-25 LOBO BASKETBALL

## NEW MEXICO UTEP

74  
70

GAME #0 (exhibition)  
Oct. 28, 2024  
The Pit (10,359)  
Albuquerque, NM

UTEP	FG	3FG	FT	O-D-T	PF	TP	A	TO	BS	S	MP
Frazier*	8-14	4-6	1-1	1-0-1	3	21	1	0	1	2	22
34 Kalu*	3-6	0-0	1-2	2-2-4	3	7	0	0	0	0	17
4 Camper*	1-5	0-1	0-0	0-2-2	3	2	1	1	0	2	30
5 Terrell*	2-6	0-0	1-1	2-0-2	5	5	4	1	0	3	22
13 Barnes*	2-8	1-4	2-2	0-3-3	4	7	4	2	0	3	27
1 Thomas	1-4	1-2	1-2	0-2-2	1	4	1	0	0	0	16
3 Hebb	1-1	0-0	0-0	0-0-0	0	2	0	2	0	0	5
11 Horton	0-3	0-3	2-2	0-3-3	5	2	0	1	0	0	20
12 Bynum	2-10	1-6	1-1	0-4-4	1	6	1	2	0	2	19
32 Hamilton	5-7	0-0	0-0	3-2-5	2	10	0	0	0	0	11
33 Jones	1-6	0-2	2-2	0-1-1	0	4	0	1	2	0	11
TEAM				1-2-3							
Totals	26-70	7-24	11-13	9-21-30	27	70	12	11	3	12	200
UNM	FG	3FG	FT	O-D-T	PF	TP	A	TO	BS	S	MP
8 Borovicainin*	0-2	0-1	1-1	1-3-5	0	1	2	1	0	1	20
22 Amzli*	1-8	0-5	4-4	2-9-11	0	6	1	1	1	0	20
23 Joseph*	3-7	0-0	1-5	4-12-16	3	7	1	4	5	0	30
2 Dent*	5-6	1-1	8-10	0-0-0	2	19	5	5	0	0	32
3 Washington*	5-12	3-5	4-5	2-4-6	1	17	2	2	0	4	28
0 Noland	0-4	0-3	2-2	0-1-1	1	2	0	4	0	1	16
1 Appelhans	0-3	0-3	4-4	0-3-3	0	4	0	1	0	1	8
4 Dotson	0-1	0-1	1-2	0-1-1	1	1	0	3	1	0	8
6 Atiki	1-2	0-0	2-2	3-1-4	3	4	1	2	0	1	10
7 Sacko	2-4	0-1	0-0	2-0-2	0	4	1	0	2	0	12
11 Webb	1-2	0-1	0-1	0-1-1	1	2	0	1	1	1	8
24 Milicevic	3-4	1-2	0-0	1-2-3	1	7	1	1	1	0	8
TEAM				3-0-3							
Totals	21-55	5-23	27-36	19-37-56	13	74	14	25	11	9	200
UTEP	30	40	70			37.1	29.2			84.6	
New Mexico	36	38	74			38.2	21.7			75.0	

Points in the Paint-UTEP 38, UNM 28; Points off Turnovers-UTEP 17, UNM 14  
2nd Chance Points-UTEP 10, UNM 19; Fast Break Points-UTEP 10, UNM 16  
Bench Points-UTEP 28, UNM 24. Score Tied-2 times. Lead changed-4 times.  
Largest lead-UTEP by 1 1st-9:50, UNM by 14 2nd-5:01.  
UTEP led for 0:46, UNM led for 38:38, Game tied 0:36.  
Officials: Mike Littlewood, Deldre Carr, Bianca Burns  
Technical: none

## NEW MEXICO NICHOLLS

91  
84

GAME #1  
Nov. 4, 2024  
The Pit (10,609)  
Albuquerque, NM

NICH (0-1)	FG	3FG	FT	O-D-T	PF	TP	A	TO	BS	S	MP
6 Myles*	3-6	1-3	0-0	1-4-5	5	7	1	1	0	1	14
15 West*	3-7	0-0	4-5	3-6-9	3	10	2	4	3	0	35
1 English*	2-10	1-3	2-6	0-4-4	2	7	8	5	0	0	27
2 Brown*	8-16	1-2	1-2	1-3-4	2	23	3	1	0	0	39
10 Cornish*	4-16	4-14	2-2	1-6-7	3	14	0	1	0	1	26
0 Collins	3-3	0-0	0-0	2-3-5	5	6	1	1	0	0	18
3 Searles	1-4	0-1	0-1	0-4-4	0	2	1	0	1	0	8
5 Malone	1-1	0-0	0-0	1-2-3	1	2	1	3	0	1	14
9 Gray	5-9	3-4	0-0	2-1-3	3	13	1	0	0	1	19
TEAM				3-2-5							
Totals	30-72	15-37	9-16	14-35-49	24	84	18	17	4	4	200
UNM (1-0)	FG	3FG	FT	O-D-T	PF	TP	A	TO	BS	S	MP
8 Borovicainin*	2-6	1-4	0-0	2-5-7	2	5	2	1	0	0	19
22 Amzli*	5-15	1-9	2-2	5-8-13	3	13	2	0	2	0	32
23 Joseph*	9-15	0-0	10-12	6-10-16	2	28	2	3	3	2	36
2 Dent*	5-11	0-2	5-7	0-0-0	0	15	11	2	1	3	38
3 Washington*	4-8	2-3	2-2	1-3-4	4	12	0	1	0	2	20
0 Noland	4-14	1-9	1-3	2-1-3	2	10	1	1	3	1	22
1 Appelhans	1-4	1-4	0-0	0-0-0	0	3	0	0	0	1	9
4 Dotson	1-4	1-4	0-2	0-0-0	2	3	0	0	0	0	10
6 Atiki	0-3	0-0	0-0	0-1-1	0	0	0	0	1	0	4
11 Webb	0-0	0-0	0-0	0-0-0	0	0	0	0	0	0	1
24 Milicevic	0-1	0-1	2-4	0-1-1	1	2	0	0	0	1	8
TEAM				2-3-5							
Totals	31-81	7-36	22-32	18-32-50	16	91	18	8	10	10	200
Nicholls	1st	2nd	Total			FG%	3FG%		FT%		
New Mexico	43	41	84			41.7	40.556				
	48	43	91			38.3	19.4		68.8		

Points in the Paint-NICH 30, UNM 46; Points off Turnovers-NICH 6, UNM 23  
2nd Chance Points-NICH 16, UNM 17; Fast Break Points-NICH 13, UNM 27  
Bench Points-NICH 23, UNM 18. Score Tied-7 times. Lead changed-2 times.  
Largest lead-NICH by 3 1st-10:33, UNM by 12 2nd-7:07.  
NICH led for 4:09, UNM led for 32:02, Game tied 3:49.  
Officials: Scott Brown, Jim Bruno, Crystal Hogan  
Technical: none

## NEW MEXICO #22 UCLA

72  
64

GAME #2  
Nov. 8, 2024  
Lee's Family Forum (1,497)  
Henderson, NV

UNM (2-0)	FG	3FG	FT	O-D-T	PF	TP	A	TO	BS	S	MP
8 Borovicainin*	2-2	2-2	0-0	0-2-2	3	6	3	1	0	0	24
22 Amzli*	3-7	2-4	0-0	0-4-4	4	8	0	3	2	0	28
23 Joseph*	5-9	0-0	6-8	4-8-12	3	16	0	4	1	2	33
2 Dent*	8-13	0-1	1-4	0-1-1	1	17	8	9	0	2	34
3 Washington*	1-7	0-3	1-2	2-3-5	2	3	2	3	0	5	30
0 Noland	2-5	1-2	8-8	0-1-1	5	13	1	0	0	3	19
1 Appelhans	1-1	1-1	0-0	0-1-1	1	3	0	0	0	0	4
4 Dotson	0-1	0-1	0-0	0-1-1	0	0	0	2	0	0	6
6 Atiki	2-2	0-0	0-0	0-1-1	1	4	0	0	0	0	7
7 Sacko	1-1	0-0	0-1	0-1-1	4	2	0	0	0	0	10
11 Webb	0-1	0-1	0-0	0-0-0	0	0	0	0	0	0	2
24 Milicevic	0-0	0-0	0-0	0-0-0	2	0	0	0	0	0	2
TEAM				2-3-5							
Totals	25-49	6-15	16-23	8-26-34	26	72	14	24	3	12	200
UCLA (1-1)	FG	3FG	FT	O-D-T	PF	TP	A	TO	BS	S	MP
3 Dailey*	1-3	1-2	2-2	1-2-3	4	5	1	2	0	0	15
34 Bilodeau*	8-20	2-7	5-8	7-8-15	3	23	0	3	1	2	33
0 Johnson*	2-4	0-2	3-4	2-2-4	4	7	5	1	0	1	26
2 Andrews*	2-6	0-3	0-0	0-0-0	2	4	2	6	0	1	30
55 Clark*	3-9	1-4	0-0	0-0-0	2	7	1	1	0	6	29
1 Perry	1-4	1-2	5-7	1-2-3	3	8	2	1	0	2	23
10 Stefanovic	1-4	0-3	0-0	2-1-3	2	2	0	3	0	0	15
12 Mack	0-0	0-0	2-2	0-0-0	1	2	2	3	0	0	10
15 Mara	0-0	0-0	0-0	0-0-0	1	0	0	0	0	0	5
24 Kyle	2-5	0-0	2-4	0-4-4	2	6	0	1	2	0	15
TEAM				1-1-2							
Totals	20-55	5-23	19-27	14-20-34	24	64	13	21	3	12	200
New Mexico	1st	2nd	Total			FG%	3FG%		FT%		
UCLA	41	31	72			51.0	40.0		69.6		
	30	34	64			36.4	21.7		70.4		

Points in the Paint-UNM 36, UCLA 24; Points off Turnovers-UNM 21, UCLA 15  
2nd Chance Points-UNM 2, UCLA 12; Fast Break Points-UNM 17, UCLA 10  
Bench Points-UNM 27, UCLA 18. Score Tied-1 time. Lead changed-0 times.  
Largest lead-UNM by 16 2nd-14:29, UCLA - none.  
UNM led for 39:31, UCLA led for 0:00, Game tied 0:29.  
Officials: Paul Szelc, Mike Reed, Keith Kimble  
Technical: none

## NEW MEXICO TAMU-CC

100  
81

GAME #3  
Nov. 12, 2024  
The Pit (11,160)  
Albuquerque, NM

TAMU-CC (1-2)	FG	3FG	FT	O-D-T	PF	TP	A	TO	BS	S	MP
6 S.Williams*	4-8	0-0	0-2	3-3-6	2	8	0	1	0	1	19
12 Dease*	5-6	0-1	1-2	2-5-7	1	11	7	4	0	0	27
33 Clark*	5-8	1-2	8-9	1-4-5	3	19	1	2	0	0	29
2 Roberts*	2-6	2-5	0-0	0-2-2	2	6	0	1	1	0	18
10 L.Williams*	2-5	0-0	1-5	0-3-3	3	5	3	2	1	1	20
0 Torbor	0-0	0-0	0-0	0-0-0	1	0	0	1	0	1	3
1 Wright-Forde	3-5	0-0	3-5	0-2-2	3	9	2	3	1	0	15
3 Villegas	0-0	0-0	0-0	0-0-0	0	0	0	0	0	0	4
4 Parker	0-4	0-4	1-2	0-1-1	3	1	4	3	0	1	12
5 Dennis	3-3	1-1	0-2	0-0-0	2	7	2	0	0	0	10
13 Jackson	4-5	0-0	1-4	0-5-5	4	9	1	0	1	1	22
21 Walker	0-1	0-0	0-0	0-1-1	2	0	0	2	0	1	7
24 Potter	1-4	1-3	3-4	0-0-0	0	6	0	3	0	1	14
TEAM				3-4-7							
Totals	29-55	5-16	18-35	9-30-39	26	81	20	22	4	7	200
UNM (3-0)	FG	3FG	FT	O-D-T	PF	TP	A	TO	BS	S	MP
8 Borovicainin*	0-5	0-2	0-0	1-0-1	2	0	0	1	0	0	14
22 Amzli*	3-9	1-5	5-6	2-5-7	3	12	2	4	2	2	27
23 Joseph*	5-6	0-0	0-3	3-6-9	4	10	2	1	2	2	16
2 Dent*	7-10	1-1	10-14	0-0-0	2	25	10	0	0	2	30
3 Washington*	5-12	1-4	4-7	3-2-5	3	15	2	1	0	2	31
0 Noland	1-7	1-5	2-2	0-3-3	5	5	1	3	0	3	16
1 Appelhans	1-1	1-1	0-0	0-2-2	0	3	0	0	0	1	10
4 Dotson	6-7	3-4	3-4	0-1-1	2	18	3	1	0	2	15
6 Atiki	4-4	0-0	1-3	1-4-5	2	9	2	0	5	0	21
7 Sacko	1-1	1-1	0-0	0-1-1	4	3	0	1	0	1	14
11 Webb	0-0	0-0	0-0	0-1-1	0	0	0	1	0	0	4
24 Milicevic	0-0	0-0	0-0	0-0-0	1	0	0	0	0	0	2
TEAM				1-1-2							
Totals	33-62	9-23	25-39	11-26-37	28	100	22	14	9	15	200
A&M-Corpus Christi	34	47	81			FG%	3FG%		FT%		
New Mexico	49	51	100			53.2	39.1		64.1		

Points in the Paint-TAMUCC 38, UNM 48; Points off Turnovers-TAMUCC 16, UNM 31  
2nd Chance Points-TAMUCC 8, UNM 2; Fast Break Points-TAMUCC 14, UNM 25  
Bench Points-TAMUCC 32, UNM 38. Score Tied-3 times. Lead changed-3 times.  
Largest lead-TAMUCC by 2 1st-19:34, UNM by 21 2nd-12:58.  
TAMUCC led for 2:28, UN





# 2024-25 LOBO BASKETBALL

## NEW MEXICO TEXAS SOUTHERN 68

GAME #6  
Nov. 24, 2024  
The Pit (11,286)  
Albuquerque, NM

TXSO (1-5)	FG	3FG	FT	O-D-T	PF	TP	A	TO	BS	S	MP
1 Hunter*	4-12	0-0	0-0	1-4-5	4	8	0	1	2	1	30
0 Jackson-Posey*	1-3	1-3	0-0	0-3-3	2	3	1	2	0	0	11
2 McClain*	6-12	2-5	11-	0-1-1	3	15	6	5	0	0	28
7 Hayes*	2-7	2-2	4-4	1-0-1	0	10	3	1	0	1	25
23 Posey*	1-2	0-0	0-0	0-1-1	5	2	0	2	0	0	14
5 Wysinger	2-4	1-1	7-8	0-4-4	0	12	2	1	0	0	16
8 Anderson	1-4	0-0	1-2	0-2-2	1	3	1	1	0	1	22
12 Mortle	2-5	1-2	0-0	0-4-4	2	5	1	0	0	0	13
14 Granger	2-3	2-3	0-0	1-2-3	1	6	0	1	0	1	17
20 Koureissi	2-6	0-1	0-2	3-4-7	0	4	0	3	1	0	19
32 Farooq	0-1	0-1	0-0	0-0-0	0	0	0	1	0	0	6
TEAM				3-2-5							
Totals	23-59	9-18	13-17	9-27-36	19	68	14	20	3	4	200
UNM (5-1)	FG	3FG	FT	O-D-T	PF	TP	A	TO	BS	S	MP
22 Amzli*	6-15	2-6	4-6	0-2-2	1	18	1	0	0	0	29
23 Joseph*	2-4	0-1	4-6	1-7-8	3	8	1	2	3	2	23
0 Noland*	3-6	0-2	0-1	2-6-8	2	6	1	1	0	2	21
2 Dent*	4-9	0-1	3-4	1-1-2	2	11	5	0	1	1	25
3 Washington*	8-13	3-4	0-1	5-5-10	1	19	3	1	0	4	28
1 Appelhans*	1-3	1-2	0-0	0-0-0	0	3	2	0	2	1	14
4 Dotson	3-6	3-5	1-2	0-0-0	1	10	2	0	0	0	15
6 Atiki	2-4	0-0	0-0	2-0-2	0	4	1	1	2	0	13
7 Sacko	2-3	0-1	0-0	1-0-1	2	4	0	1	1	0	5
8 Borovicinan	5-6	1-2	0-0	0-4-4	2	11	2	1	0	0	10
11 Webb	1-2	0-0	0-1	1-1-2	1	2	0	0	0	0	8
24 Milicevic	1-4	1-3	0-0	0-1-1	1	3	1	0	0	0	10
TEAM				1-2-3							
Totals	38-75	11-27	12-21	14-29-43	16	99	19	7	9	10	200
1st	31	37	68			FG%	3FG%	FT%			
Texas Southern	31	37	68			39.0	50.0	76.5			
New Mexico	38	61	99			50.7	40.7	57.1			

Points in the Paint-TXSO 18, UNM 52; Points off Turnovers-TXSO 2, UNM 30  
2nd Chance Points-TXSO 6, UNM 24; Fast Break Points-TXSO 14, UNM 29  
Bench Points-TXSO 30, UNM 37. Score Tied-2 times. Lead changed-2 times.  
Largest lead-TXSO by 2 1st-2:27, UNM by 39 2nd-3:31.  
TXSO led for 0:32, UNM led for 37:13. Game tied 2:15.  
Officials: Tommy Nunez, Crystal Hogan, Daniel Nguyen  
Technical: UNM-Washington; TXSO-Coach Jones, Posey

## ARIZONA STATE NEW MEXICO 82

GAME #7  
Nov. 28, 2024  
Acrisure Arena (732)  
Palm Desert, CA

ASU (6-1)	FG	3FG	FT	O-D-T	PF	TP	A	TO	BS	S	MP
8 Jhjad*	5-9	3-4	7-10	2-4-6	4	20	0	1	0	1	26
21 Quintance*	2-8	0-1	0-3	4-4-8	2	4	1	1	3	1	29
1 Mason*	3-8	1-2	4-4	0-3-3	4	11	5	1	1	1	33
10 Freeman*	4-6	1-3	7-8	0-3-3	2	16	3	2	0	1	28
44 Miller*	3-6	2-3	0-0	0-1-1	2	8	2	2	0	1	28
3 Sanon	1-11	2-5	5-5	1-1-2	1	19	3	1	0	0	32
5 Ali	6-4	0-1	0-0	0-1-1	2	2	1	0	0	0	11
9 Phillips	2-3	0-0	1-2	0-4-4	4	5	1	1	0	0	14
TEAM				2-4-6							
Totals	26-55	9-19	24-32	9-25-34	22	85	16	10	4	5	200
UNM (5-2)	FG	3FG	FT	O-D-T	PF	TP	A	TO	BS	S	MP
22 Amzli*	6-16	3-9	13-14	3-5-8	4	28	0	2	0	0	35
23 Joseph*	1-3	0-0	1-1	2-5-7	4	3	1	5	0	1	25
0 Noland*	4-7	3-3	2-2	0-4-4	3	13	2	1	0	2	30
2 Dent*	9-21	0-1	12-15	0-1-1	2	30	7	0	1	0	35
3 Washington	1-8	0-3	0-0	3-2-5	4	2	0	0	0	2	27
1 Appelhans*	0-0	0-0	0-0	0-1-1	0	0	0	0	0	0	5
4 Dotson	0-0	0-0	0-0	0-0-0	0	0	0	0	0	0	5
6 Atiki	1-2	0-0	0-0	1-4-5	4	2	0	0	2	0	15
7 Sacko	0-1	0-0	0-0	0-1-1	1	0	0	2	0	0	5
8 Borovicinan	2-5	0-0	0-0	1-0-1	3	4	0	1	0	1	16
24 Milicevic	0-0	0-0	0-0	0-0-0	1	0	0	0	0	0	2
TEAM				4-1-5							
Totals	24-63	6-16	28-32	14-24-38	26	82	10	11	3	6	200
1st	34	51	85			FG%	3FG%	FT%			
Arizona State	34	51	85			47.3	47.4	75.0			
New Mexico	37	45	82			38.1	37.5	87.5			

Points in the Paint-ASU 26, UNM 34; Points off Turnovers-ASU 15, UNM 13  
2nd Chance Points-ASU 10, UNM 8; Fast Break Points-ASU 5, UNM 7  
Bench Points-ASU 26, UNM 6. Score Tied-10 times. Lead changed-7 times.  
Largest lead-ASU by 13 1st-5:48, UNM by 9 2nd-15:18.  
ASU led for 18:09, UNM led for 17:08. Game tied 4:43.  
Officials: Terry Oglesby, Bill Vinovich, Alexander Thompson  
Technical: ASU-Phillips, Coach Hurley

## NEW MEXICO USC 83

GAME #8  
Nov. 29, 2024  
Acrisure Arena (310)  
Palm Desert, CA

USC (5-3)	FG	3FG	FT	O-D-T	PF	TP	A	TO	BS	S	MP
0 Thomas*	4-7	1-4	0-0	0-7-7	2	9	5	5	0	3	37
5 Williams*	3-6	2-4	3-4	0-4-4	0	11	2	1	0	1	27
33 Cohen*	6-9	0-0	2-3	1-0-1	2	14	0	0	0	0	17
1 Claude*	5-9	1-1	2-2	0-2-2	2	13	2	3	0	3	32
7 Agbo*	4-12	3-6	2-2	2-5-7	5	13	2	3	0	2	40
2 Elohim	0-0	0-0	0-0	0-2-2	1	0	0	1	0	0	9
3 Knowling	1-4	0-0	0-0	1-1-2	2	2	0	0	0	0	11
4 Pope	0-0	0-0	0-0	0-0-0	1	0	0	0	0	0	0+
6 Yates	0-2	0-1	0-0	1-0-1	0	0	1	1	0	0	6
8 Patton	3-4	0-0	1-3	1-2-3	2	7	0	0	0	1	7
9 Shelley	0-1	0-1	1-2	0-0-0	1	1	1	0	0	0	6
12 Agee	1-1	0-0	1-2	0-0-0	0	3	0	1	0	0	8
TEAM				2-1-3							
Totals	27-55	7-17	12-18	8-24-32	18	73	13	16	0	11	200
UNM (6-2)	FG	3FG	FT	O-D-T	PF	TP	A	TO	BS	S	MP
22 Amzli*	3-6	1-2	3-5	1-2-3	0	10	0	3	0	1	29
23 Joseph*	5-8	0-0	5-6	4-2-6	2	15	1	2	2	0	26
0 Noland*	3-8	0-4	0-4	0-3-3	3	6	0	1	0	2	23
2 Dent*	6-12	1-2	4-4	1-5-6	1	17	11	4	1	1	36
3 Washington*	7-12	3-7	3-4	1-3-4	1	20	4	3	0	2	32
1 Appelhans*	3-7	2-5	1-1	1-0-1	1	9	0	0	0	0	17
4 Dotson	0-0	0-0	0-0	0-0-0	2	0	0	0	0	0	4
6 Atiki	2-2	0-0	0-0	0-3-3	1	4	0	0	2	0	12
8 Borovicinan	0-1	0-0	0-0	0-0-0	0	0	0	0	0	1	8
11 Webb	0-0	0-0	0-0	0-0-0	2	0	0	1	0	0	2
24 Milicevic	1-2	0-0	0-0	1-1-2	1	2	1	0	0	1	11
TEAM				2-2-4							
Totals	30-58	7-21	16-24	11-21-32	14	83	17	14	5	8	200
1st	30	43	73			FG%	3FG%	FT%			
USC	30	43	73			49.1	41.2	66.7			
New Mexico	39	44	83			51.7	33.3	66.7			

Points in the Paint-USC 38, UNM 40; Points off Turnovers-USC 16, UNM 17  
2nd Chance Points-USC 9, UNM 12; Fast Break Points-USC 8, UNM 12  
Bench Points-USC 13, UNM 15. Score Tied-1 time. Lead changed-4 times.  
Largest lead-USC by 4 1st-17:35, UNM by 20 2nd-5:58.  
USC led for 2:21, UNM led for 35:59, Game tied 1:40.  
Officials: John Hampton, Michael Greenstein, Bill Vinovich  
Technical: none

## NEW MEXICO SAN JOSE ST 77

GAME #9  
Dec. 4, 2024  
The Pit (10,658)  
Albuquerque, NM

SJSU (4-6, 0-1)	FG	3FG	FT	O-D-T	PF	TP	A	TO	BS	S	MP
22 Valhola*	3-3	0-0	4-6	3-8-11	2	10	3	3	4	0	23
0 Yap*	0-7	0-4	0-0	1-4-5	4	0	4	2	0	0	33
1 McClendon*	6-12	4-7	4-4	0-1-1	2	20	2	0	1	1	35
6 Hall*	3-13	0-2	2-3	1-5-6	4	8	2	2	0	2	30
9 Udjuje*	8-14	3-4	3-3	0-1-1	3	22	1	3	0	3	35
5 Davis	1-3	0-1	4-5	1-2-3	2	6	0	0	0	0	27
13 Washington	1-2	1-1	0-0	0-0-0	1	3	1	1	0	0	10
24 NgaNga	3-3	2-2	0-0	0-1-1	4	8	0	1	0	1	7
TEAM				1-2-3							
Totals	25-56	10-21	17-21	7-24-31	22	77	13	10	7	6	200
UNM (7-2, 1-0)	FG	3FG	FT	O-D-T	PF	TP	A	TO	BS	S	MP
22 Amzli*	6-12	1-3	6-9	5-4-9	2	19	3	0	2	1	37
23 Joseph*	5-11	0-0	6-6	2-8-10	3	16	2	2	0	1	35
1 Appelhans*	1-5	1-4	0-0	0-2-2	0	3	1	0	1	0	19
2 Dent*	6-16	1-2	7-10	0-3-3	2	20	5	4	1	1	38
3 Washington*	5-13	3-7	0-0	2-3-5	0	13	2	2	0	0	31
4 Dotson	0-0	0-0	0-0	0-0-0	1	0	1	0	0	0	2
6 Atiki	1-2	0-0	1-2	1-0-1	2	3	0	0	0	2	5
7 Sacko	0-1	0-0	0-2	0-0-0	0	0	0	0	0	1	2
8 Borovicinan	4-5	1-1	0-1	1-6-7	2	9	3	0	0	1	31
24 Milicevic	0-0	0-0	0-0	0-0-0	1	0	0	0	0	0	1
TEAM				5-0-5							
Totals	28-65	7-17	20-30	16-26-42	13	83	17	9	4	7	200
1st	38	39	77			FG%	3FG%	FT%			
San Jose State	38	39	77			44.6	47.6	81.0			
New Mexico	39	44	83			43.1	41.2	66.7			

Points in the Paint-SJSU 30, UNM 40; Points off Turnovers-SJSU 9, UNM 6  
2nd Chance Points-SJSU 5, UNM 8; Fast Break Points-SJSU 9, UNM 12  
Bench Points-SJSU 17, UNM 12. Score Tied-5 times. Lead changed-15 times.  
Largest lead-SJSU by 13 1st-14:59, UNM by 6 2nd-0:03.  
SJSU led for 31:16, UNM led for 5:17. Game tied 3:27.  
Officials: Nate Harris, Randy Richardson, Kevin Brill  
Technical: none

## NEW MEXICO ST. NEW MEXICO 83 OT

GAME #10  
Dec. 7, 2024  
The Pit (15,411)  
Albuquerque, NM

NMSU (4-5)	FG	3FG	FT	O-D-T	PF	TP	A	TO	BS	S	MP
12 Filipovity*	3-8	0-4	1-2	2-6-8	3	7	0	6	0	0	23
19 N.Tshimanga*	0-1	0-0	0-0	0-3-3	3	0	0	0	1	0	8
0 Bostick*	7-12	0-2	3-7	0-8-8	1	17	5	3	0	1	39
2 Jackson*	3-7	2-4	2-2	1-2-3	5	10	7	2	0	0	29
3 Cook*	8-13	6-9	5-6	1-4-5	1	27	3	0	1	0	39
1 Pickens	0-1	0-0	0-0	0-0-0	0	0	2	3	0	0	9
5 Cherentant	0-0	0-0	0-0	0-0-0	0	0	0	0	0	0	1
13 Harris	1-2	0-0	0-0	1-0-1	1	2	0	1	0	1	19
21 Carpenter	7-14	6-12	0-0	0-8-8	2	20	1	0	1	2	30
25 E.Tshimanga	3-4	0-0	0-0	2-2-4	4	6	0	1	0	0	16
TEAM				1-4-5							
Totals	32-62	14-31	11-17	8-37-45	20	89	18	17	3	4	225
UNM (7-3)	FG	3FG	FT	O-D-T	PF	TP	A	TO	BS	S	MP
22 Anzili*	2-6	2-11	4-4	5-3-8	3	10	2	0	0	2	38
23 Joseph*	7-17	0-1	2-5	7-10-17	1	16	2	1	2	4	37
0 Noland*	3-12	1-6	0-0	0-0-0	3	7	3	1	0	2	31
2 Dent*	5-12	0-0	5-8	1-2-3	3	15	4	2	1	0	37
3 Washington*	3-9	2-4	0-0	3-2-5	2	8	1	1	1	0	21
1 Appelhans	5-7	4-6	0-0	0-0-0	0	14	1	0	0	0	16
4 Dotson	2-6	1-3	1-2	1-1-2	4	6	3	0	0	0	17
7 Sacko	1-1	0-0	0-0	0-1-1	0	2	0	0	1	1	8
8 Borovicanin	1-2	0-1	0-2	2-3-5	1	2	1	1	0	0	13
24 Milicevic	1-2	0-0	1-1	1-0-1	1	3	0	0	0	0	7
TEAM				3-1-1							
Totals	30-84	10-32	13-22	23-23-46	18	83	17	6	5	9	225
	1st	2nd	OT	Total		FG%	3FG%				
New Mexico State	47	26	16	89		51.6	45.2		64.7		
New Mexico	38	35	10	83		35.7	31.3		59.1		



# 2024-25 LOBO BASKETBALL

## NEW MEXICO VCU

78  
71

GAME #12  
Dec. 18, 2024  
The Pit (11,483)  
Albuquerque, NM

VCU (9-3)	FG	3FG	FT	O-D-T	PF	TP	A	TO	BS	S	MP
21 Fermin*	0-0	0-0	0-0	0-2-2	4	0	2	0	1	0	21
1 Russell*	3-7	1-3	6-7	1-3-4	4	13	1	2	0	1	23
4 Clark*	0-5	0-3	0-0	1-3-4	3	0	1	0	0	1	17
11 Shulga*	6-11	3-7	5-7	0-1-1	2	20	0	3	0	2	35
22 Bamisile*	4-11	2-7	2-3	0-4-4	0	12	2	1	1	2	25
0 Jennings	2-2	0-0	0-1	0-1-1	1	4	2	1	1	1	10
2 Jackson	4-9	2-6	0-1	0-2-2	3	10	2	1	0	1	25
5 Billups	1-4	1-4	0-0	0-2-2	0	3	1	0	0	0	14
6 Hill	1-3	1-1	0-0	0-0-0	0	3	0	1	0	0	5
8 Belle	3-4	0-0	0-5	1-4-5	1	6	2	0	0	0	15
9 Bamgboye	0-1	0-0	0-0	1-1-2	3	0	0	1	3	0	12
TEAM				3-3-6							
Totals	24-57	10-31	13-24	7-26-33	21	71	13	12	6	8	200
UNM (10-3)	FG	3FG	FT	O-D-T	PF	TP	A	TO	BS	S	MP
8 Borovicainin*	1-6	0-1	0-0	0-4-9	3	2	0	1	0	0	33
22 Amzli*	5-12	0-2	5-7	2-6-8	0	15	0	0	0	1	34
23 Joseph*	5-11	0-0	5-8	6-5-11	2	15	1	4	1	2	31
0 Noland*	0-2	0-2	0-0	0-3-3	5	0	1	1	0	0	17
2 Dent*	14-26	2-4	10-11	0-5-5	1	40	4	3	0	1	39
1 Appelhans	1-2	1-1	1-2	0-1-1	5	4	0	1	0	0	17
4 Dotson	1-4	0-0	0-3-3	0-0-0	0	2	0	1	0	2	15
6 Atiki	0-1	0-0	0-2	0-0-0	2	0	0	0	0	1	9
24 Milicevic	0-0	0-0	0-0	0-1-1	1	0	0	0	0	0	6
TEAM				3-3-6							
Totals	27-64	3-11	21-30	16-31-47	19	78	6	11	1	7	200
VCU		1st	2nd	Total		FG%	3FG%	FT%			
New Mexico		30	41	71		42.1	32.3	54.2			
		37	41	78		42.2	27.3	70.0			

Points in the Paint-VCU 26, UNM 44; Points off Turnovers-VCU 8, UNM 15  
2nd Chance Points-VCU 8, UNM 16; Fast Break Points-VCU 12, UNM 11  
Bench Points-VCU 26, UNM 6. Score Tied-0 times. Lead changed-2 times.  
Largest lead-VCU by 1 1st-12:20, UNM by 15 2nd-15:43.  
VCU led for 1:09, UNM led for 38:22. Game tied 0:29.  
Officials: Mike Reed, Verne Harris, Amy Bonner  
Technical: none

## NEW MEXICO COLORADO ST.

76  
68

GAME #13  
Dec. 28, 2024  
Moby Arena (4,772)  
Fort Collins, CO

UNM (10-3, 2-0)	FG	3FG	FT	O-D-T	PF	TP	A	TO	BS	S	MP
8 Borovicainin*	4-4	2-2	0-1	1-3-4	3	10	1	1	1	4	24
22 Amzli*	5-10	0-2	4-4	3-2-5	4	14	1	1	0	1	31
23 Joseph*	4-9	0-0	1-2	2-9-11	3	9	1	2	0	0	24
2 Dent*	7-16	0-1	0-0	0-2-2	1	14	6	3	0	0	36
3 Washington*	0-7	0-3	2-2	1-1-2	1	2	1	1	0	1	20
0 Noland	5-7	1-2	0-0	1-3-4	1	11	1	4	0	0	20
1 Appelhans	1-2	1-2	0-0	1-0-1	1	3	1	0	0	2	16
4 Dotson	2-4	2-2	0-0	0-0-0	1	6	0	0	0	2	4
6 Atiki	1-2	0-0	0-0	0-0-0	0	2	0	0	0	0	9
24 Milicevic	2-2	1-1	0-0	0-0-0	0	5	1	0	0	0	16
TEAM				2-1-3							
Totals	31-63	7-15	7-9	11-21-32	15	76	13	12	1	10	200
CSU (7-6, 1-1)	FG	3FG	FT	O-D-T	PF	TP	A	TO	BS	S	MP
0 Evans*	3-7	2-4	2-2	1-3-4	1	10	3	3	1	1	32
10 Clifford*	7-17	0-5	3-3	3-4-7	2	17	6	4	1	3	38
15 Lake*	4-10	1-7	0-0	0-2-2	1	9	2	1	1	2	29
21 Mbemba*	2-3	0-0	2-2	1-2-3	2	6	1	3	1	1	17
25 Morton*	2-4	0-1	1-1	2-3-5	2	5	2	1	1	0	19
8 Crocker-Johnson	1-6	1-3	0-0	0-4-9	1	13	0	2	0	0	21
11 Williams	0-0	0-0	0-0	0-2-2	0	0	0	0	0	0	13
13 Born	0-2	0-0	0-0	0-0-0	0	0	1	2	0	1	8
35 Jorgensen	3-7	2-3	0-0	1-2-3	0	8	4	1	1	1	22
TEAM				0-0-0							
Totals	27-60	6-23	8-8	12-23-35	9	68	19	17	6	9	200
New Mexico		1st	2nd	Total		FG%	3FG%	FT%			
Colorado State		41	35	76		49.2	46.7	77.8			
		25	43	68		45.0	26.1	100.0			

Points in the Paint-UNM 40, CSU 40; Points off Turnovers-UNM 16, CSU 12  
2nd Chance Points-UNM 7, CSU 16; Fast Break Points-UNM 6, CSU 11  
Bench Points-UNM 27, CSU 21. Score Tied-2 times. Lead changed-2 times.  
Largest lead-UNM by 21 1st-2:39, CSU by 2 1st-11:22.  
UNM led for 35:06, CSU led for 0:26. Game tied 4:28.  
Officials: Tommy Nunez, Alfred Smith, Scott Brown  
Technical: none

## NEW MEXICO FRESNO ST.

103  
89

GAME #14  
Dec. 31, 2024  
Save Mart Center (5,583)  
Fresno, CA

UNM (11-3, 3-0)	FG	3FG	FT	O-D-T	PF	TP	A	TO	BS	S	MP
8 Borovicainin*	1-4	0-1	1-2	1-3-4	3	3	1	0	1	1	16
22 Amzli*	8-13	4-6	3-4	0-5-5	3	23	1	6	0	0	32
23 Joseph*	4-6	0-0	4-4	1-11-12	3	12	2	1	4	1	31
2 Dent*	7-13	0-2	4-5	0-5-5	0	18	6	4	2	5	34
3 Washington*	6-9	2-2	0-0	0-1-1	1	14	6	2	0	0	29
0 Noland	11-17	1-6	0-0	1-2-3	1	23	3	2	0	1	22
1 Appelhans	1-4	1-4	0-0	0-0-0	0	3	0	0	0	0	14
4 Dotson	2-3	1-2	0-0	0-0-0	1	5	0	1	0	0	6
6 Atiki	0-0	0-0	0-0	1-2-3	2	0	1	0	1	1	5
7 Sacko	1-1	0-0	0-0	1-0-1	2	2	1	0	0	0	4
24 Milicevic	0-0	0-0	0-0	1-1-2	3	0	0	0	0	1	8
TEAM				1-0-1							
Totals	41-70	9-23	12-15	6-30-36	19	103	21	16	8	10	200
FSU (4-10, 0-3)	FG	3FG	FT	O-D-T	PF	TP	A	TO	BS	S	MP
3 Price*	3-9	0-1	9-14	5-6-11	4	15	2	3	3	6	34
11 Robinson*	2-9	2-7	0-0	0-4-4	2	6	1	1	0	0	23
23 Seck*	0-0	0-0	0-0	0-0-0	2	0	0	0	0	0	8
5 Weaver*	3-13	2-6	5-6	0-3-3	0	13	2	3	0	0	31
10 Collins*	8-11	1-1	3-4	1-1-2	3	20	2	4	0	0	32
0 Tremble	5-7	3-3	1-2	1-0-1	2	14	0	2	0	2	18
6 Bonga	0-0	0-0	0-0	0-0-0	0	0	0	0	0	0	1
8 Crawford	3-7	0-1	0-0	0-5-5	0	6	2	1	0	1	26
21 Amunike	5-11	2-3	3-5	1-1-2	2	15	1	0	0	1	27
TEAM				2-4-6							
Totals	29-67	10-22	21-31	10-24-34	15	89	10	15	4	10	200
New Mexico		1st	2nd	Total		FG%	3FG%	FT%			
Fresno State		53	50	103		58.6	39.1	80.0			
		36	53	89		43.3	45.5	67.7			

Points in the Paint-UNM 54, FSU 36; Points off Turnovers-UNM 21, FSU 18  
2nd Chance Points-UNM 10, FSU 10; Fast Break Points-UNM 35, FSU 8  
Bench Points-UNM 33, FSU 35. Score Tied-0 times. Lead changed-2 times.  
Largest lead-UNM by 19 2nd-18:29, FSU by 1 1st-18:23.  
UNM led for 39:09, FSU led for 0:30. Game tied 0:21.  
Officials: Mike Reed, Nate Harris, Rob Kueneman  
Technical: none

## NEW MEXICO NEVADA

82  
81 OT

GAME #15  
Jan. 3, 2025  
The Pit (14,622)  
Albuquerque, NM

NEV (8-7, 0-4)	FG	3FG	FT	O-D-T	PF	TP	A	TO	BS	S	MP
4 Coleman*	5-8	2-4	0-0	0-0-0	2	12	1	2	0	1	39
11 Davidson*	4-11	4-8	6-8	2-4-6	4	18	4	2	5	0	41
42 Hymes*	2-5	0-0	4-9	3-1-4	2	8	1	1	1	2	20
8 Sanders*	6-18	1-2	8-11	1-4-5	2	21	4	3	1	1	39
20 Fosters*	2-2	0-0	1-3	2-5-7	4	5	4	0	0	2	37
0 Bailey	2-3	0-0	0-0	0-3-3	4	4	0	0	0	1	17
7 Love	0-2	0-0	0-0	1-1-2	2	0	0	1	0	0	7
21 McBride	3-8	1-4	4-4	0-4-4	3	11	0	0	0	2	17
53 DuSell	1-2	0-1	0-0	0-0-0	5	2	1	0	0	0	8
TEAM				0-1-1							
Totals	25-59	8-19	23-35	9-23-32	28	81	15	10	7	9	225
UNM (12-3, 4-0)	FG	3FG	FT	O-D-T	PF	TP	A	TO	BS	S	MP
8 Borovicainin*	1-3	1-2	6-6	2-6-8	4	9	0	0	0	0	27
22 Amzli*	4-11	1-6	5-7	0-5-5	4	14	4	2	2	1	39
23 Joseph*	7-8	0-0	6-9	2-8-10	3	20	0	2	3	1	39
2 Dent*	6-11	0-0	8-9	0-0-0	3	20	6	5	1	1	39
3 Washington*	1-4	0-1	4-6	0-1-1	3	6	0	2	0	0	25
0 Noland	2-5	1-4	2-4	1-2-3	4	7	2	0	0	0	23
1 Appelhans	1-4	1-4	0-0	0-1-1	1	3	2	1	1	1	16
4 Dotson	0-1	0-0	0-0	0-0-0	0	0	0	1	0	1	6
6 Atiki	0-1	0-0	0-0	0-2-2	4	0	0	1	0	0	6
24 Milicevic	1-1	1-1	0-0	0-1-1	0	3	0	0	0	0	6
TEAM				1-3-4							
Totals	23-49	5-18	31-41	6-29-35	26	82	14	15	7	5	225
Nevada		1st	2nd	OT	Total		FG%	3FG%	FT%		
New Mexico		37	33	11	81		42.4	42.1	65.7		
		34	36	12	82		46.9	27.8	75.6		

Points in the Paint-NEV 30, UNM 32; Points off Turnovers-NEV 14, UNM 12  
2nd Chance Points-NEV 7, UNM 11; Fast Break Points-NEV 12, UNM 14  
Bench Points-NEV 17, UNM 13. Score Tied-18 times. Lead changed-18 times.  
Largest lead-NEV by 4 1st-0:31, UNM by 8 1st-8:15.  
NEV led for 10:54, UNM led for 27:18. Game tied 6:46.  
Officials: Keith Kimble, Verne Harris, Amy Bonner  
Technical: none

## NEW MEXICO WYOMING

61  
53

GAME #16  
Jan. 7, 2025  
Arena-Auditorium (2,938)  
Laramie, WY

UNM (13-3, 5-0)	FG	3FG	FT	O-D-T	PF	TP	A	TO	BS	S	MP
8 Borovicainin*	6-10	3-6	1-1	2-9-11	1	16	0	0	0	0	31
22 Amzli*	0-7	0-4	0-0	0-2-2	3	0	1	3	1	0	24
23 Joseph*	5-10	0-0	2-4	4-8-12	3	12	0	3	2	0	37
2 Dent*	6-13	1-2	9-9	0-3-3	2	22	6	3	1	2	38
3 Washington*	1-7	0-3	1-2	0-3-3	2	3	0	0	1	2	26
0 Noland	0-3	0-2	2-2	0-1-1	3	2	0	0	0	0	14
1 Appelhans	0-0	0-0	0-0	0-0-0	1	0	0	0	0	1	7
4 Dotson	0-1	0-0	0-0	0-1-1	0	0	0	0	0	2	4
6 Atiki	0-1	0-0	0-0	0-0-0	0	0	0	1	0	0	1
24 Milicevic TEAM	1-5	1-4	3-1	1-1-2	2	6	1	0	0	0	18
				3-6-9							
Totals	19-57	5-21	18-22	10-34-47	17	61	8	10	5	7	200
UNW (9-7, 2-3)	FG	3FG	FT	O-D-T	PF	TP	A	TO	BS	S	MP
8 Henry*	4-10	0-0	2-4	0-5-5	5	10	0	2	1	1	25
2 Newton*	3-7	3-6	0-0	0-4-4	1	9	1	0	0	1	27
3 Wills*	0-6	0-3	0-0	0-0-0	3	0	1	0	0	0	18
7 Belic*	2-7	1-2	1-3	3-4-7	2	6	0	1	0	0	24
9 Nesbitt*	2-11	0-1	1-2	0-8-8	4	5	5	2	2	0	33
6 Magassa	5-5	0-0	0-0	2-3-5	0	10	0	0	1	0	24
11 Allen	2-9	1-5	6-8	0-5-5	2	11	2	2	1	0	34
12 Ebube	0-0	0-0	0-0	0-0-0	1	0	0	0	0	0	0
25 Taimamo TEAM	1-4	0-2	0-0	1-1-1	1	2	2	1	1	0	15
				4-2-6							
Totals	19-59	5-19	10-17	9-32-41	19	53	11	11	6	2	200
	1st	2nd	Total			FG%	3FG%	FT%			
New Mexico	18	43	61			33.3	23.8	81.8			
Wyoming	32	21	53			32.2	26.3	58.8			



# 2024-25 LOBO BASKETBALL

## SAN JOSE STATE NEW MEXICO

71  
70

GAME #18  
Jan. 14, 2025  
Provident Event Center (1,853)  
San Jose, CA

UNM (14-4, 6-1)	FG	3FG	FT	O-D-T	PF	TP	A	TO	BS	S	MP
8 Borovicanin*	1-7	0-2	0-0	0-7-7	1	2	0	3	0	1	29
22 Amzil*	4-9	1-2	0-0	2-0-2	0	9	1	2	0	0	26
23 Joseph*	7-10	0-1	6-8	2-4-6	4	20	0	0	1	0	20
2 Dent*	7-14	0-2	3-4	0-2-2	1	17	5	1	0	1	34
3 Washington*	2-7	0-2	2-3	2-1-3	3	6	2	0	0	5	25
0 Noland	1-9	0-2	1-2	1-4-5	1	3	2	1	1	0	22
1 Appelhans	1-4	0-2	0-0	0-0-0	1	2	0	0	0	0	4
4 Dotson	0-0	0-0	0-0	0-0-0	0	0	0	1	0	0	5
6 Atiki	2-3	0-0	1-2	1-3-4	3	5	0	0	1	0	18
7 Sacko	0-0	0-0	0-0	0-0-0	0	0	0	0	0	0	2
24 Milicevic	2-3	2-2	0-0	2-2-4	0	6	0	0	0	0	15
TEAM				1-4-5							
Totals	27-66	3-15	13-19	11-27-38	14	70	10	8	3	7	200
SJSU (9-10, 2-5)	FG	3FG	FT	O-D-T	PF	TP	A	TO	BS	S	MP
22 Vahola*	9-16	0-0	0-1	3-6-9	2	18	1	2	1	0	31
0 Yap*	0-1	0-1	0-0	0-2-2	2	0	0	4	0	0	11
1 McClendon*	4-9	4-7	0-0	1-1-2	1	12	5	1	0	0	36
6 Hall*	1-4	0-1	0-0	0-5-5	4	2	1	1	1	1	29
9 Udjuje*	5-13	1-3	1-1	2-6-8	2	12	1	2	0	0	34
5 Davis	3-6	1-1	4-6	2-4-6	1	11	2	1	0	2	21
13 Washington	5-10	3-7	0-0	0-0-0	2	13	2	2	0	0	28
15 Marial	0-1	0-0	0-0	0-0-0	1	0	0	0	0	0	2
24 Ngala	1-5	1-2	0-0	0-1-1	0	3	1	0	0	1	9
TEAM				3-6-9							
Totals	28-65	10-22	5-8	11-31-42	15	71	13	14	2	4	200
	1st	2nd	Total								
New Mexico	35	35	70								
San Jose State	31	40	71								

Points in the Paint-UNM 42, SJSU 34; Points off Turnovers-UNM 11, SJSU 5  
2nd Chance Points-UNM 17, SJSU 6; Fast Break Points-UNM 10, SJSU 11  
Bench Points-UNM 16, SJSU 27; Score Tied-10 times. Lead changed-11 times.  
Largest lead-UNM by 13 1st-9:50, SJSU by 4 2nd-4:22.  
UNM led for 26:05, SJSU led for 5:53, Game tied 8:02.  
Officials: Jeffrey Anderson, Tim Comer, Steve McKinnis  
Technical: SJSU-Davis

## NEW MEXICO BOISE STATE

84  
65

GAME #19  
Jan. 17, 2025  
The Pit (14,519)  
Albuquerque, NM

BSU (13-6, 5-3)	FG	3FG	FT	O-D-T	PF	TP	A	TO	BS	S	MP
2 Degenhart*	5-11	1-5	3-5	1-6-7	2	14	2	1	0	2	34
10 Ugbo*	0-0	0-0	0-0	0-0-0	1	0	0	1	0	0	11
13 Meadow*	2-5	0-2	2-2	0-4-4	1	6	0	2	0	0	22
7 Lockett*	1-4	0-3	3-3	0-0-0	0	5	1	1	0	0	15
11 Cardenas*	2-7	1-4	0-0	0-4-4	1	5	6	7	0	1	29
0 Bowie	4-9	1-4	0-0	0-1-1	0	9	4	1	0	0	24
1 Stanley	2-6	0-1	0-0	2-1-3	3	4	0	1	4	0	15
5 Keene	0-1	0-1	0-0	2-2-4	2	0	3	0	0	2	11
6 Carmichael	3-4	2-3	0-1	1-1-2	1	8	0	0	0	0	7
22 Buchanan	6-10	0-1	2-2	0-3-3	3	14	0	1	0	2	26
44 Anderson	0-0	0-0	0-0	0-0-0	1	0	0	0	0	0	6
TEAM				1-0-1							
Totals	25-57	5-24	10-13	7-22-29	15	65	16	17	4	7	200
UNM (15-4, 7-1)	FG	3FG	FT	O-D-T	PF	TP	A	TO	BS	S	MP
8 Borovicanin*	4-12	1-2	2-2	0-10-10	2	9	5	1	0	4	29
22 Amzil*	3-8	1-5	4-4	0-3-3	1	11	2	0	1	1	32
23 Joseph*	7-14	0-0	2-2	1-8-9	3	16	1	3	1	2	32
2 Dent*	6-12	1-2	3-3	0-1-1	1	16	7	4	2	1	27
3 Washington*	5-8	1-1	2-2	0-2-2	3	13	5	0	1	1	27
0 Noland	4-5	1-2	0-0	0-1-1	2	9	1	0	0	0	21
4 Dotson	1-1	1-1	2-2	0-0-0	0	5	1	1	0	0	13
6 Atiki	0-0	0-0	0-0	0-1-1	2	0	0	0	0	0	5
7 Sacko	0-0	0-0	0-0	0-0-0	0	0	0	0	0	0	3
11 Webb	0-0	0-0	0-0	0-0-0	0	0	0	0	0	0	3
24 Milicevic	2-4	1-2	0-0	0-0-0	0	5	0	1	0	0	8
TEAM				2-0-2							
Totals	31-57	7-15	15-15	3-26-29	14	84	22	11	5	9	200
	1st	2nd	Total								
Boise State	21	44	65								
New Mexico	48	36	84								

Points in the Paint-BSU 38, UNM 42; Points off Turnovers-BSU 7, UNM 20  
2nd Chance Points-BSU 4, UNM 4; Fast Break Points-BSU 10, UNM 29  
Bench Points-BSU 35, UNM 19; Score Tied-0 times. Lead changed-0 times.  
Largest lead-BSU none, UNM by 29 2nd-7:08.  
BSU led for 0:00, UNM led for 39:14, Game tied 0:46.  
Officials: Keith Kimble, Nate Harris, Kevin Brill  
Technical: none

## NEW MEXICO FRESNO ST.

95  
67

GAME #20  
Jan. 20, 2025  
The Pit (13,111)  
Albuquerque, NM

FS (5-14, 1-7)	FG	3FG	FT	O-D-T	PF	TP	A	TO	BS	S	MP
3 Price*	5-12	0-1	2-3	1-10-11	3	12	1	3	1	0	27
7 Geneste*	1-5	0-0	0-0	2-1-3	1	2	0	0	0	2	15
8 Crawford*	6-12	0-2	0-0	1-2-3	1	12	1	3	1	1	35
5 Weaver*	5-8	1-3	3-3	0-4-4	0	14	2	3	0	3	33
10 Collins*	1-8	0-3	0-0	0-3-3	3	2	9	2	0	2	31
0 Tremble	1-11	1-9	0-0	0-1-1	0	3	2	1	0	0	19
6 Bonga	0-1	0-1	0-0	0-1-1	0	0	0	0	0	0	4
21 Amuneke	4-8	3-6	7-8	1-1-2	2	18	2	1	0	1	23
23 Seck	2-4	0-0	0-1	1-1-2	1	4	0	0	3	0	13
TEAM				1-4-5							
Totals	25-69	5-25	12-15	7-28-35	11	67	17	14	5	9	200
UNM (16-4, 8-1)	FG	3FG	FT	O-D-T	PF	TP	A	TO	BS	S	MP
8 Borovicanin*	3-5	0-1	0-0	0-3-3	2	6	1	0	0	1	19
22 Amzil*	6-8	3-4	0-0	2-5-7	3	15	3	1	0	2	20
23 Joseph*	3-6	0-0	4-8	4-11-15	0	10	1	3	0	0	25
2 Dent*	9-17	0-2	2-3	0-4-4	2	20	9	0	1	2	32
3 Washington*	5-9	2-2	0-0	0-1-1	0	13	2	0	1	1	22
0 Noland	3-13	2-6	0-0	1-4-5	2	8	3	2	0	0	21
1 Appelhans	2-8	2-6	0-0	1-1-2	2	6	2	1	0	0	14
4 Dotson	0-1	0-1	0-0	0-0-0	0	0	1	2	0	0	8
6 Atiki	1-3	0-0	0-0	1-3-4	1	2	0	0	1	1	11
7 Sacko	2-2	0-0	0-0	0-3-3	2	4	0	0	0	0	4
11 Webb	0-0	0-0	0-0	0-0-0	0	0	0	1	0	0	6
24 Milicevic	4-6	3-5	0-0	2-2-4	1	11	1	3	1	1	18
TEAM				4-2-6							
Totals	38-78	13-30	6-11	15-39-54	15	95	23	13	4	8	200
	1st	2nd	Total								
Fresno State	27	40	67								
New Mexico	45	50	95								

Points in the Paint-FS 40, UNM 50; Points off Turnovers-FS 16, UNM 18  
2nd Chance Points-FS 3, UNM 12; Fast Break Points-FS 20, UNM 26  
Bench Points-FS 25, UNM 31; Score Tied-0 times. Lead changed-0 times.  
Largest lead-FS none, UNM by 35 2nd-7:31.  
FS led for 0:00, UNM led for 39:26, Game tied 0:34.  
Officials: Randy McCall, Brian Dorsey, Crystal Hogan  
Technical: none

## NEW MEXICO UNLV

75  
73

GAME #21  
Jan. 25, 2025  
Thomas & Mack Center (6,158)  
Las Vegas, NV

UNM (17-4, 9-1)	FG	3FG	FT	O-D-T	PF	TP	A	TO	BS	S	MP
8 Borovicanin*	2-3	0-1	1-2	1-7-8	5	5	3	3	0	2	32
22 Amzil*	0-2	0-1	2-4	1-2-3	2	2	1	2	1	0	21
23 Joseph*	8-16	0-0	6-10	7-11-18	2	22	1	0	1	0	36
2 Dent*	13-21	2-3	6-6	0-1-1	1	34	2	4	0	0	37
3 Washington*	4-9	0-3	1-2	2-2-4	3	9	2	0	0	1	30
0 Noland	1-4	1-2	0-0	0-4-4	2	3	0	0	0	2	22
1 Appelhans	0-1	0-1	0-0	0-0-0	0	0	0	0	1	0	6
4 Dotson	0-1	0-1	0-0	0-0-0	1	0	0	0	0	0	4
6 Atiki	0-0	0-0	0-0	0-0-0	2	0	0	0	0	0	4
24 Milicevic	0-2	0-1	0-0	1-1-2	4	0	1	0	1	0	8
TEAM				3-0-3							
Totals	28-59	3-13	16-24	15-28-43	22	75	10	11	4	5	200
UNLV (11-9, 5-4)	FG	3FG	FT	O-D-T	PF	TP	A	TO	BS	S	MP
1 Hill*	3-8	0-1	2-3	5-2-7	4	8	4	2	1	4	34
45 Cherry*	2-6	0-0	4-7	2-2-4	3	8	0	0	0	0	19
10 Henley*	3-5	2-3	4-2	1-5-6	3	9	0	3	0	1	27
11 Thomas*	5-12	0-1	8-10	0-1-1	1	18	7	3	1	0	39
20 Rishwain*	5-11	5-10	1-2	0-3-3	3	16	0	0	0	1	25
12 Bannarbie	0-0	0-0	0-0	0-0-0	1	0	0	0	0	0	1
13 Hicks	1-2	0-0	3-5	2-2-4	0	5	1	1	0	1	22
14 Bedford	1-6	1-5	0-0	0-1-1	0	3	2	2	0	0	12
22 N'Diaye	3-4	0-1	0-0	1-7-8	3	6	0	0	2	0	20
TEAM				1-0-1							
Totals	23-54	8-21	19-29	12-23-35	18	73	14	12	4	7	200
	1st	2nd	Total								
New Mexico	39	36	75								
UNLV	39	34	73								

Points in the Paint-UNM 42, UNLV 28; Points off Turnovers-UNM 4, UNLV 10  
2nd Chance Points-UNM 17, UNLV 13; Fast Break Points-UNM 5, UNLV 5  
Bench Points-UNM 3, UNLV 14; Score Tied-9 times. Lead changed-8 times.  
Largest lead-UNM by 8 1st-4:40, UNLV by 3 2nd-16:54.  
UNM led for 30:52, UNLV led for 3:48, Game tied 4:20.  
Officials: Jason Phillips, Verne Harris, Scott Brown  
Technical: none

## NEW MEXICO UTAH STATE

82  
63

GAME #22  
Feb. 1, 2025  
Smith Spectrum (10,270)  
Logan, UT

UNM (18-4, 10-1)	FG	3FG	FT	O-D-T	PF	TP	A	TO	BS	S	MP
8 Borovicanin*	0-5	0-3	0-1	0-4-4	3	0	1	3	0	0	25
22 Amzil*	4-6	2-4	6-7	1-2-3	4	16	1	3	0	0	28
23 Joseph*	7-7	0-0	1-1	3-10-13	4	15	1	2	1	0	26
2 Dent*	5-13	0-1	4-4	0-4-4	1	14	6	3	1	2	36
3 Washington*	4-9	2-5	3-5	2-6-8	2	13	1	3	0	2	31
0 Noland	4-8	1-3	2-3	1-1-2	3	11	1	0	1	0	21
1 Appelhans	0-0	0-0	0-0	0-1-1	0	0	0	0	0	0	4
4 Dotson	1-2	0-1	0-0	0-0-0	1	2	1	0	0	0	4
6 Atiki	0-2	0-0	2-4	0-5-5	2	2	0	1	2	0	14
11 Webb	0-0	0-0	1-2	1-0-1	0	1	0	0	0	0	1
24 Milicevic	3-6	2-5	0-0	0-3-3	2	8	0	0	0	0	10
TEAM				4-0-4							
Totals	28-58	7-22	19-27	12-36-48	22	82	12	15	5	4	200
USU (19-3, 9-2)	FG	3FG	FT	O-D-T	PF	TP	A	TO	BS	S	MP
2 Anderson*	0-2	0-1	0-0	0-0-0	1	0	0	0	0	0	4
4 Martinez*	4-12	0-7	2-7	0-5-7	4	10	4	1	1	1	25
12 Falsinev*	2-8	0-3	0-2	0-7-4	2	4	1	0	0	3	33
13 Albury*	4-9	0-1	4-8	0-1-1	1	12	2	2	2	0	25
21 Gateretse*	4-5	0-1	1-2	0-2-2	2	9	0	0	0	0	20
3 Smith	0-1	0-1	0-0	0-0-0	0	0	0	0	0	0	10
5 Barnes	0-1	0-1	0-0	0-0-0	1	0	4	1	0	1	10
7 Akanno	3-8	2-6	2-2	2-2-4	3	10	1	0	0	0	25
8 Allen	5-9	3-4	1-2	0-0-0	3	14	2	4	2	1	30
20 Johnson	0-2	0-2	0-0	0-1-1	0	0	0	0	1	0	1
22 Templin	1-5	0-4	0-0	2-4-6	3	2	2	0	3	0	21
23 Davis	1-2	0-0	0-0	0-0-0	1	2	0	0	0	0	1
TEAM				6-1-7							
Totals	24-64	5-31	10-23	20-33-33	21	63	16	9	5	9	200
New Mexico	1st	2nd	Total			FG%	3FG%	FT%			
Utah State	36	52	82			43.8	31.8	70.4			
	36	27	63			37.5	16.1	43.5			





# 2024-25 LOBO BASKETBALL

## NEW MEXICO AIR FORCE

88  
53

GAME #24  
Feb. 8, 2025  
Clune Arena (2,619)  
USAFA, CO

UNM (20-4, 12-1)	FG	3FG	FT	O-D-T	PF	TP	A	TO	BS	S	MP
8 Borovicinanin*	5-9	0-2	0-0	0-1-1	2	10	1	1	0	0	20
23 Joseph*	6-10	0-1	2-3	7-14-21	1	14	0	3	1	2	28
24 Milicevic*	1-3	0-2	1-1	1-6-7	0	3	0	1	0	1	22
2 Dent*	9-19	3-6	4-5	1-1-2	0	25	6	2	0	1	33
3 Washington*	6-14	1-4	3-6	1-4-5	0	16	1	0	0	4	24
0 Noland	3-6	1-2	1-1	0-0-0	3	8	0	0	1	0	18
1 Appelhans	1-4	1-2	2-2	0-0-0	1	5	1	0	0	0	17
4 Dotson	2-2	2-2	0-0	0-1-1	0	6	0	0	0	1	7
6 Atiki*	0-1	0-0	0-0	1-3-4	2	0	1	0	2	1	12
7 Sacko	0-1	0-1	0-0	1-3-4	3	0	0	0	1	0	13
11 Webb	0-1	0-1	1-4	0-1-1	2	1	0	0	0	1	6
TEAM				0-2-2							
Totals	33-70	8-23	14-22	12-36-48	14	88	10	7	5	11	200
AF (3-21, 0-13)	FG	3FG	FT	O-D-T	PF	TP	A	TO	BS	S	MP
3 Kearney*	3-6	3-5	3-3	0-3-3	2	12	2	2	0	2	27
51 Celichowski*	3-10	0-1	1-2	1-1-2	5	7	0	1	2	0	22
5 Taylor*	3-11	2-8	0-0	1-4-5	1	8	2	6	0	2	31
24 Mills*	2-5	0-1	1-2	0-4-4	3	5	2	1	0	1	26
35 Marshall*	2-5	0-0	1-2	0-6-6	2	5	6	3	0	1	30
2 Patterson	0-0	0-0	1-2	0-1-1	1	1	0	2	0	0	7
6 Cooper	0-1	0-1	0-0	1-0-1	1	0	0	0	0	0	5
10 Walker	2-5	0-0	0-0	0-0-0	3	4	0	1	0	0	11
11 Brown	0-1	0-0	0-2	0-1-1	0	0	0	0	0	0	9
14 Becker	0-3	0-2	2-2	0-1-1	0	2	1	0	0	0	12
20 Oke	2-4	2-3	0-0	0-6-6	0	6	1	1	0	0	13
22 Springer	0-3	0-3	3-4	1-0-1	0	3	0	0	0	0	4
23 Duskin	0-0	0-0	0-0	0-1-1	0	0	0	0	0	0	4
TEAM				0-2-2							
Totals	17-54	7-24	12-19	4-30-34	18	53	14	18	2	6	200
New Mexico	1st	2nd	Total	FG%	3FG%	FT%					
Air Force	34	54	88	47.1	34.8	63.6					
	24	29	53	31.5	29.2	63.2					

Points in the Paint-UNM 48, AF 18; Points off Turnovers-UNM 21, AF 4  
2nd Chance Points-UNM 13, AF 3; Fast Break Points-UNM 21, AF 11  
Bench Points-UNM 20, AF 16. Score Tied-0 times. Lead changed-1 time.  
Largest lead-UNM by 35 2nd-2:54, AF by 6 1st-15:23.  
UNM led for 34:23, AF led for 5:04, Game tied 0:33.  
Officials: Andy O'Brien, Amy Bonner, Alfred Smith  
Technical: none

## NEW MEXICO WYOMING

71  
67

GAME #25  
Feb. 12, 2025  
The Pit (11,852)  
Albuquerque, NM

UNM (21-4, 13-1)	FG	3FG	FT	O-D-T	PF	TP	A	TO	BS	S	MP
8 Borovicinanin*	0-2	0-1	1-2	4-3-7	0	1	0	2	0	1	17
22 Amzil*	1-4	0-2	0-0	1-2-3	0	2	0	1	0	0	17
23 Joseph*	4-6	0-0	3-6	3-5-8	4	11	2	5	2	3	30
2 Dent*	7-19	0-3	6-10	0-6-6	3	20	7	3	1	3	38
3 Washington*	5-9	2-4	3-5	0-3-3	2	15	0	1	0	3	30
0 Noland	3-11	2-6	4-6	1-1-2	1	12	1	0	0	0	30
1 Appelhans	0-1	0-1	0-0	0-0-0	1	0	0	0	0	0	3
4 Dotson	0-0	0-0	0-0	0-0-0	1	0	0	0	0	0	5
6 Atiki	0-0	0-0	0-0	1-0-1	2	0	0	0	0	0	5
24 Milicevic	3-3	3-3	1-5	1-2-3	1	10	0	1	0	0	23
TEAM				1-2-3							
Totals	23-55	7-20	18-34	12-24-36	16	71	10	13	3	10	200
Wyoming	1st	2nd	Total	FG%	3FG%	FT%					
New Mexico	29	28	67	53.8	53.8	28.6					
	39	42	71	41.8	35.0	52.9					

Points in the Paint-UNW 32, UNM 26; Points off Turnovers-UNW 8, UNM 17  
2nd Chance Points-UNW 0, UNM 11; Fast Break Points-UNW 2, UNM 23  
Bench Points-UNW 20, UNM 22. Score Tied-6 times. Lead changed-3 times.  
Largest lead-UNW by 13 1st-1:25, UNM by 5 2nd-0:15.  
UNW led for 35:19, UNM led for 1:07, Game tied 3:34.  
Officials: Verne Harris, Earl Walton, Tim Marion  
Technical: UNM-Coach Pitino

## NEW MEXICO UTAH STATE

82  
79

GAME #26  
Feb. 16, 2025  
The Pit (15,411)  
Albuquerque, NM

USU (22-4, 12-3)	FG	3FG	FT	O-D-T	PF	TP	A	TO	BS	S	MP
21 Gateretse*	0-0	0-0	0-0	1-1-2	5	0	1	1	0	0	7
4 Martinez*	7-15	4-9	3-3	1-3-4	2	21	3	1	1	1	36
7 Akanno*	0-1	0-0	1-2	0-4-4	2	1	0	1	0	2	30
12 Falslev*	10-16	4-7	3-3	3-3-6	3	27	1	5	0	5	37
13 Albany*	3-6	0-0	0-2	1-0-1	3	6	2	0	0	1	14
2 Anderson	1-2	1-2	0-0	0-1-1	1	3	0	0	1	0	14
8 Allen	6-11	1-4	0-0	2-0-2	1	13	10	3	0	3	28
20 Johnson	1-5	0-3	4-4	2-0-2	4	6	0	1	0	0	11
22 Templin	0-3	0-1	0-0	1-1-2	4	0	1	1	1	0	17
23 Davis	0-0	0-0	0-0	0-1-1	4	2	0	0	0	0	4
TEAM				1-1-2							
Totals	28-59	10-26	13-16	12-15-27	29	79	18	14	3	12	200
UNM (22-4, 14-1)	FG	3FG	FT	O-D-T	PF	TP	A	TO	BS	S	MP
8 Borovicinanin*	2-5	1-3	6-8	2-3-5	2	11	2	3	2	0	34
23 Joseph*	4-10	0-0	7-8	1-4-5	3	15	1	2	0	1	31
24 Milicevic*	2-8	0-4	1-1	3-4-7	1	5	0	0	0	1	37
2 Dent*	8-12	2-3	5-6	1-2-3	2	23	3	5	3	2	40
3 Washington*	8-15	4-8	5-7	2-3-5	3	25	4	2	2	4	36
0 Noland	0-1	0-0	0-0	0-0-0	0	0	0	0	0	0	7
1 Appelhans	0-1	0-1	2-2	1-0-1	1	2	0	0	0	0	7
6 Atiki	0-0	0-0	1-2	2-2-4	2	1	0	2	2	0	8
7 Sacko	0-0	0-0	0-0	0-0-0	1	0	0	0	0	0	1
TEAM				2-3-5							
Totals	24-52	7-20	27-34	14-21-35	15	82	10	14	9	8	200
Utah State	1st	2nd	Total	FG%	3FG%	FT%					
New Mexico	42	37	79	47.5	38.5	81.3					
	36	46	82	46.2	35.0	79.4					

Points in the Paint-USU 32, UNM 30; Points off Turnovers-USU 19, UNM 17  
2nd Chance Points-USU 18, UNM 14; Fast Break Points-USU 16, UNM 15  
Bench Points-USU 24, UNM 3. Score Tied-14 times. Lead changed-11 times.  
Largest lead-USU by 10 2nd-19:01, UNM by 8 2nd-2:56.  
USU led for 21:53, UNM led for 11:51, Game tied 5:16.  
Officials: Mike Littlewood, Jason Phillips, Michael Irving  
Technical: none

## BOISE STATE NEW MEXICO

86  
78

GAME #27  
Feb. 19, 2025  
ExtraMile Arena (11,110)  
Boise, ID

UNM (22-5, 14-2)	FG	3FG	FT	O-D-T	PF	TP	A	TO	BS	S	MP
8 Borovicinanin*	7-9	3-5	1-2	1-3-4	5	18	1	2	0	0	28
23 Joseph*	8-11	0-0	1-2	1-7-8	2	17	1	4	0	2	36
24 Milicevic*	0-4	0-3	0-0	0-3-3	2	0	2	1	1	1	28
2 Dent*	4-13	0-0	9-11	1-2-3	1	17	11	4	2	0	37
3 Washington*	4-6	1-3	0-0	1-3-4	5	9	3	2	0	2	26
0 Noland	4-9	2-5	2-2	1-2-3	4	12	0	1	0	1	22
1 Appelhans	1-2	1-1	0-0	0-0-0	2	3	0	1	0	0	8
4 Dotson	0-2	0-1	0-0	0-1-1	1	0	0	0	1	0	3
6 Atiki	1-1	0-0	0-0	0-0-0	1	2	0	0	0	1	4
7 Sacko	0-0	0-0	0-0	0-1-1	1	0	0	0	0	0	8
TEAM				1-2-3							
Totals	29-57	7-18	13-17	6-24-30	24	78	18	15	4	7	200
BSU (18-8, 10-5)	FG	3FG	FT	O-D-T	PF	TP	A	TO	BS	S	MP
2 Degenhart*	9-16	1-3	13-15	3-4-7	2	32	2	3	0	1	35
6 Carmichael*	5-11	4-8	7-9	1-4-5	0	21	1	2	0	0	31
10 Ugbo*	1-2	0-0	1-2	0-3-3	1	3	0	2	0	0	10
13 Meadow*	2-8	1-3	0-0	0-1-1	1	5	2	1	0	0	28
1 Cardenas*	3-7	3-6	2-2	0-3-3	3	11	10	3	0	5	39
0 Bowie	0-1	0-0	0-1	0-1-1	0	0	0	1	0	0	2
1 Stanley	3-3	1-1	0-0	2-1-3	4	7	2	1	0	1	16
5 Keene	1-1	0-0	3-4	0-4-4	3	5	2	0	1	3	24
22 Buchanan	1-3	0-2	0-0	0-2-2	1	2	1	0	0	0	16
TEAM				1-0-1							
Totals	25-52	10-24	26-32	7-23-30	15	86	20	13	1	10	200
New Mexico	1st	2nd	Total	FG%	3FG%	FT%					
Boise State	39	39	78	50.9	38.9	76.5					
	42	44	86	48.1	41.7	81.3					

Points in the Paint-UNM 42, BSU 30; Points off Turnovers-UNM 15, BSU 16  
2nd Chance Points-UNM 16, BSU 14; Fast Break Points-UNM 21, BSU 12  
Bench Points-UNM 17, BSU 14. Score Tied-6 times. Lead changed-3 times.  
Largest lead-UNM by 6 1st-16:20, BSU by 19 2nd-12:01.  
UNM led for 12:17, BSU led for 23:36, Game tied 4:07.  
Officials: Brian Dorsey, Nate Harris, Amy Bonner  
Technical: none

## SAN DIEGO ST NEW MEXICO

73  
65

GAME #28  
Feb. 25, 2025  
Viejas Arena (12,414)  
San Diego, CA

UNM (22-6, 14-3)	FG	3FG	FT	O-D-T	PF	TP	A	TO	BS	S	MP
8 Borovicinanin*	2-6	1-3	4-5	2-4-6	1	9	1	1	0	1	23
22 Amzil*	1-8	1-6	0-0	3-0-3	2	3	0	1	0	1	15
23 Joseph*	2-7	0-0	2-5	7-9-16	4	6	0	1	0	2	37
2 Dent*	9-20	2-4	6-6	0-0-0	3	26	7	1	1	0	38
3 Washington*	1-9	0-5	0-0	0-2-2	2	2	1	1	2	4	32
0 Noland	1-5	1-4	0-0	1-4-5	1	3	1	2	0	1	26
4 Dotson	0-0	0-0	0-0	0-0-0	1	0	0	1	0	0	1
6 Atiki	0-0	0-0	0-0	0-0-0	1	0	0	1	0	0	3
24 Milicevic	6-9	4-6	0-0	0-4-4	3	16	0	3	0	1	25
TEAM				1-2-3							
Totals	22-64	9-28	12-16	14-25-39	18	65	10	13	3	10	200
SDSU (19-7, 12-5)	FG	3FG	FT	O-D-T	PF	TP	A	TO	BS	S	MP
31 Coleman-Jones*	5-10	1-3	1-1	1-2-3	2	12	2	1	3	0	32
40 Heide*	5-7	0-0	0-2	3-4-7	3	10	2	1	1	1	25
2 Boyd*	5-13	3-6	4-6	0-7-1	2	17	6	3	0	0	34
2 Davis*	2-4	0-2	0-0	0-1-1	2	2	0	0	0	2	34
23 Boyd*	3-9	2-2	5-5	0-9-9	3	13	3	3	1	3	31
3 McKinney	1-4	0-2	1-2	0-0-0	3	3	0	0	0	1	13
5 Compton	3-5	0-0	2-4	1-2-3	3	8	0	2	2	2	19
23 Ferrari	0-0	0-0	0-0	0-0-0	0	0	0	0	0	0	1
DeGourville	1-2	1-2	1-2	0-2-2	1	4	1	2	1	0	18
TEAM				1-2-3							
Totals	25-52	9-21	14-22	6-29-35	19	73	16	15	8	10	200
		1st	2nd	Total		FG%	3FG%		FT%		
New Mexico	29	36	65			34.4	32.1		75.0		
San Diego State	33	40	73			48.1	42.9		63.6		



# 2024-25 LOBO BASKETBALL

## NEW MEXICO NEVADA

71  
67

GAME #30  
Mar. 4, 2025  
Lawlor Events Center (7,881)  
Reno, NV

UNM (24-6, 16-3)	FG	3FG	FT	O-D-T	PF	TP	A	TO	BS	S	MP
8 Borovicinanin*	1-9	1-7	1-2	1-4-5	3	4	1	1	1	1	29
22 Amzili*	2-9	2-6	2-4	2-2-4	3	8	0	0	1	1	25
23 Joseph*	3-8	0-1	3-4	1-14-15	2	9	0	2	1	1	38
2 Dent*	12-18	2-3	7-9	0-2-2	0	33	7	3	0	2	39
3 Washington*	1-7	1-6	0-0	1-2-3	4	3	3	2	1	1	28
0 Noland	2-3	1-2	3-3	0-0-0	4	8	0	1	0	1	13
1 Appelhans	1-1	1-1	0-0	0-0-0	1	3	1	0	0	1	11
6 Atiki	0-0	0-0	0-0	0-1-1	0	0	0	0	0	0	2
24 Milicevic	1-2	1-1	0-0	0-2-2	1	3	0	0	0	0	15
TEAM				2-3-5							
Totals	23-57	9-27	16-22	7-30-37	20	71	12	10	4	8	200
NEV (16-14, 8-11)	FG	3FG	FT	O-D-T	PF	TP	A	TO	BS	S	MP
7 Love*	3-4	0-0	0-0	1-2-3	2	6	0	1	0	0	18
11 Davidson*	6-13	1-3	2-6	2-5-7	3	15	2	3	1	0	35
3 Rollison*	3-7	0-2	6-6	0-3-3	3	12	6	3	0	1	39
8 Sanders*	7-12	1-3	0-2	0-6-6	3	15	6	2	2	2	34
53 DuSell*	2-8	2-7	3-3	0-3-3	3	9	0	0	0	1	30
0 Bailey	0-2	0-1	0-0	0-3-3	1	0	1	0	0	0	8
21 McBride	3-9	0-3	2-2	0-3-3	1	8	1	1	0	0	20
42 Hymes	1-1	0-0	0-1	0-1-1	1	2	0	0	0	0	15
TEAM				2-3-5							
Totals	25-56	4-19	13-20	5-29-34	17	67	16	11	3	4	200
	1st	2nd	Total			FG%	3FG%	FT%			
New Mexico	41	30	71			40.4	33.3	72.7			
Nevada	38	29	67			44.6	21.1	65.0			

Points in the Paint-UNM 20, NEV 30; Points off Turnovers-UNM 18, NEV 9  
2nd Chance Points-UNM 3, NEV 8; Fast Break Points-UNM 13, NEV 3  
Bench Points-UNM 14, NEV 10. Score Tied-8 times. Lead changed-10 times.  
Largest lead-UNM by 8 1st-15:53, NEV by 7 1st-7:54.  
UNM led for 23:44, NEV led for 10:50. Game tied 4:26.  
Officials: Mike Littlewood, Edwin Young, Andy O'Brien  
Technical: none

## NEW MEXICO UNLV

81  
67

GAME #31  
Mar. 7, 2025  
The Pit (15,411)  
Albuquerque, NM

UNLV (17-14, 11-9)	FG	3FG	FT	O-D-T	PF	TP	A	TO	BS	S	MP
1 Hill*	5-9	0-2	6-7	1-3-4	3	16	2	2	0	0	40
45 Cherry*	7-10	0-0	0-0	2-3-5	3	14	0	2	1	2	25
10 Henley*	5-12	3-6	1-3	0-4-4	4	14	2	5	0	2	40-
13 Hicks*	1-5	0-1	1-1	1-3-4	4	3	2	2	0	1	36
20 Rishwain*	3-3	2-2	0-0	0-2-2	0	8	1	1	0	0	6
0 Cottrell	0-0	0-0	0-0	0-0-0	1	0	0	0	0	0	5
14 Bedford	3-15	1-9	3-5	2-5-7	3	10	2	1	1	0	36
22 N'Diaye	1-2	0-0	0-0	0-2-2	2	2	0	0	1	0	11
24 Yap	0-0	0-0	0-0	0-0-0	0	0	0	0	0	0	0+
TEAM				1-1-2							
Totals	25-56	6-20	11-16	7-23-30	20	67	9	16	3	5	200
UNM (21-4, 13-1)	FG	3FG	FT	O-D-T	PF	TP	A	TO	BS	S	MP
8 Borovicinanin*	2-4	1-2	0-0	0-4-4	2	5	3	1	2	0	29
22 Amzili*	2-6	0-1	2-5	4-3-7	1	6	3	3	0	2	29
23 Joseph*	13-19	0-0	0-3	2-14-16	3	26	4	1	3	2	39
2 Dent*	7-16	0-1	6-7	0-0-0	0	20	6	2	0	1	36
3 Washington*	5-8	1-3	8-12	2-2-4	3	19	2	0	0	2	28
0 Noland	1-3	0-1	0-0	0-0-0	1	2	0	1	0	2	25
1 Appelhans	0-0	0-0	0-0	0-0-0	0	0	0	0	0	0	1
4 Dotson	0-0	0-0	0-0	0-0-0	0	0	0	0	0	0	1
7 Sacko	0-0	0-0	0-0	0-0-0	0	0	0	0	0	0	1
24 Milicevic	1-2	1-2	0-0	0-1-1	1	3	0	0	0	0	11
TEAM				2-1-1							
Totals	31-58	3-10	16-27	10-25-35	11	81	18	8	5	9	200
	1st	2nd	Total			FG%	3FG%	FT%			
UNLV	38	29	67			44.6	30.0	68.8			
New Mexico	40	41	81			53.4	30.0	59.3			

Points in the Paint-UNLV 36, UNM 56; Points off Turnovers-UNLV 10, UNM 22  
2nd Chance Points-UNLV 7, UNM 11; Fast Break Points-UNLV 10, UNM 17  
Bench Points-UNLV 12, UNM 5. Score Tied-7 times. Lead changed-17 times.  
Largest lead-UNLV by 7 1st-8:42, UNM by 14 2nd-0:39.  
UNLV led for 8:23, UNM led for 28:51. Game tied 2:46.  
Officials: Nate Harris, Kelly Pfeiffer, Kevin Brill  
Technical: UNM-Noland, Washington

## NEW MEXICO SAN JOSE STATE

63  
52

GAME #32  
Mar. 13, 2025  
Thomas & Mack Ctr  
Las Vegas, NV

SJSU (15-19)	FG	3FG	FT	O-D-T	PF	TP	A	TO	BS	S	MP
22 Vaihola*	3-5	0-0	4-6	1-10-11	1	10	3	1	0	0	36
0 Yap*	1-8	0-3	0-0	1-2-3	3	2	2	5	0	0	37
5 Davis*	3-11	1-5	2-2	1-5-6	3	9	1	4	0	2	30
6 Hall*	5-11	3-5	0-0	2-6-8	3	13	2	3	0	1	31
9 Uduje*	5-11	0-1	0-0	1-4-5	4	10	0	2	2	2	36
13 Washington	1-5	1-5	0-0	0-0-0	2	3	1	0	0	1	17
15 Marial	0-1	0-0	0-0	0-0-0	2	0	0	0	1	0	4
24 NgaNga	2-4	1-3	0-0	0-3-3	1	5	0	0	1	0	11
TEAM				2-1-3							
Totals	20-56	6-22	6-8	8-31-39	19	52	9	18	4	6	200
UNM (26-6)	FG	3FG	FT	O-D-T	PF	TP	A	TO	BS	S	MP
8 Borovicinanin*	0-4	0-1	1-2	0-4-4	1	1	1	1	0	1	17
22 Amzili*	3-12	0-6	0-1	1-3-4	3	6	2	0	0	2	31
23 Joseph*	6-16	0-0	2-5	8-10-18	2	14	0	3	2	0	39
2 Dent*	8-14	2-2	7-12	1-1-2	1	25	5	5	2	1	39
3 Washington*	5-12	1-4	0-0	1-4-5	0	11	1	1	0	2	37
0 Noland	2-3	2-2	0-0	0-1-1	4	6	1	0	2	0	26
4 Dotson	0-0	0-0	0-0	0-0-0	0	0	0	0	0	0	2
6 Atiki	0-0	0-0	0-0	0-0-0	0	0	0	0	0	0	1
24 Milicevic	0-3	0-1	0-0	2-1-3	0	0	0	0	0	0	7
TEAM				4-1-5							
Totals	24-64	5-16	10-20	17-25-42	11	63	10	10	6	6	200
	1st	2nd	Total			FG%	3FG%	FT%			
San Jose State	23	29	52			35.7	27.3	75.0			
New Mexico	32	31	63			37.5	31.3	50.0			

Points in the Paint-SJSU 24, UNM 38; Points off Turnovers-SJSU 8, UNM 24  
2nd Chance Points-SJSU 3, UNM 11; Fast Break Points-SJSU 6, UNM 4  
Bench Points-SJSU 8, UNM 6. Score Tied-2 times. Lead changed-3 times.  
Largest lead-SJSU by 5 1st-7:29, UNM by 15 2nd-16:36.  
SJSU led for 5:53, UNM led for 32:33. Game tied 1:34.  
Officials: Nate Harris, Deldre Carr, Crystal Hogan  
Technical: none

## BOISE STATE NEW MEXICO

82  
79

GAME #33  
Mar. 14, 2025  
Thomas & Mack Center  
Las Vegas, NV

BSU (24-9)	FG	3FG	FT	O-D-T	PF	TP	A	TO	BS	S	MP
1 Stanley*	2-5	0-0	2-2	4-1-5	4	6	0	0	0	0	11
2 Degenhart*	8-14	2-7	4-6	1-3-4	4	22	1	2	0	1	37
6 Carmichael*	1-5	0-4	0-0	0-3-3	0	2	1	0	1	0	17
13 Meadow*	4-12	2-9	6-6	0-5-5	2	16	0	3	0	1	36
11 Cardenas*	2-7	0-3	2-2	0-1-1	1	6	12	3	0	1	38
0 Bowie	0-0	0-0	0-0	0-0-0	0	0	0	0	0	0	2
5 Keene	1-1	1-1	0-2	3-7-10	3	3	1	0	0	0	30
10 Ugbo	5-7	2-3	5-5	2-3-5	4	17	0	2	3	1	35
22 Buchanan	0-1	0-0	0-0	0-3-3	0	0	0	0	0	0	4
TEAM				1-1-2							
Totals	23-52	7-27	19-23	11-27-38	18	72	15	12	4	4	200
UNM (26-7)	FG	3FG	FT	O-D-T	PF	TP	A	TO	BS	S	MP
8 Borovicinanin*	1-6	1-4	0-0	3-0-3	3	3	1	0	0	2	31
22 Amzili*	4-13	2-5	0-0	2-4-6	1	10	2	0	0	1	35
23 Joseph*	7-11	0-0	5-7	5-3-8	3	19	2	0	1	2	36
2 Dent*	8-17	3-4	4-5	1-1-2	2	23	5	4	0	0	38
3 Washington*	3-9	0-2	4-6	2-3-5	2	10	3	2	0	1	32
0 Noland	0-3	0-1	0-0	0-1-1	1	0	0	0	0	0	8
1 Appelhans	0-1	0-1	0-0	0-2-2	1	0	1	0	0	0	8
4 Dotson	0-0	0-0	0-0	0-0-0	0	0	0	0	0	1	2
6 Atiki	2-2	0-0	0-0	0-3-3	1	4	0	0	0	0	4
24 Milicevic	0-1	0-1	0-0	0-0-0	2	0	0	0	1	0	6
TEAM				1-0-1							
Totals	25-63	6-18	13-18	14-17-31	16	69	14	6	2	7	200
	1st	2nd	Total			FG%	3FG%	FT%			
Boise State	28	44	72			44.2	25.9	82.6			
New Mexico	34	35	69			39.7	33.3	72.2			

Points in the Paint-BSU 32, UNM 38; Points off Turnovers-BSU 6, UNM 9  
2nd Chance Points-BSU 18, UNM 9; Fast Break Points-BSU 8, UNM 13  
Bench Points-BSU 20, UNM 4. Score Tied-4 times. Lead changed-5 times.  
Largest lead-BSU by 6 2nd-5:43, UNM by 8 1st-17:29.  
BSU led for 8:55, UNM led for 28:55. Game tied 2:10.  
Officials: Mike Reed, Michael Irving, Mike Littlewood  
Technical: none



# 2024-25 LOBO BASKETBALL

## LOBO HIGHS AND LOWS

	SEASON HIGH	SEASON LOW	PITINO ERA HIGH	PITINO ERA LOW
Points	122, vs. Western NM (12/14/24)	61, at Wyoming (1/7/25)	106, vs. Western NM (12/14/24)	47, at San Diego St (1/31/22)
Points (Half)	62 <sup>2</sup> , vs. Western NM (12/14/24)	18 <sup>1</sup> , at Wyoming (1/7/25)	62 <sup>2</sup> , vs. Western NM (12/14/24)	18 <sup>1</sup> , at Wyoming (1/7/25)
Victory Margin	+52, vs. Western NM (12/14/24)	-	+52, vs. Western NM (12/14/24)	-
FGs	47, vs. Western NM (12/14/24)	19, at Wyoming (1/7/25)	47, vs. Western NM (12/14/24)	16, at San Diego St (1/31/22)
FGAs	84, vs. New Mexico State (12/7/24)	49, twice	84, vs. New Mexico State (12/7/24)	49, twice
FG%	.603, vs. Western NM (12/14/24)	.333, at Wyoming (1/7/25)	.607, at San Jose State (2/17/23)	.297, vs. Clemson (3/22/24)
FG% (half)	.677 <sup>1</sup> , at Fresno State (12/31/24)	.185 <sup>1</sup> , at Wyoming (1/7/25)	.677 <sup>1</sup> , at Fresno State (12/31/24)	.185 <sup>1</sup> , at Wyoming (1/7/25)
3FGs	14, vs. Western NM (12/14/24)	3, four times	17, vs. Utah State (1/8/22)	2, three times
3FGAs	36, vs. Nicholls (11/4/24)	10, vs. UNLV (3/7/25)	36, vs. Nicholls (11/4/24)	9, vs. North Dakota St (11/26/22)
3FG%	.643, vs. Colorado St (2/5/25)	.194, vs. Nicholls (11/4/24)	.643, vs. Colorado St (2/5/25)	.125, vs. Air Force (2/26/22)
FTs	31, vs. Nevada (1/3/25)	6, vs. Fresno St (1/20/25)	36, vs. UTSA (12/10/22)	2, at Colorado State (1/19/22)
FTAs	41, vs. Nevada (1/3/25)	9, at Colorado St (12/28/24)	46, vs. UTSA (12/10/22)	4, at Colorado State (1/19/22)
FT%	1.00, vs. Boise State (1/17/25)	.389, at St. John's (11/17/24)	1.00, vs. Boise State (1/17/25)	.300, at Utah State (2/22/22)
Off Rebs	23, vs. New Mexico State (12/7/24)	3, vs. Boise State (1/17/25)	23, vs. New Mexico State (12/7/24)	3, three times
Def Rebs	39, vs. Fresno State (1/20/25)	16, at St. John's (11/17/24)	45, vs. Prairie View A&M (12/20/22)	15, twice
Total Rebs	54, vs. Fresno State (1/20/25)	29, vs. Boise State (1/17/25)	64, vs. Prairie View A&M (12/20/22)	23, at Wyoming (1/22/22)
Rebound Margin	+19, vs. Fresno State (1/20/25)	-	+27, vs. Prairie View A&M (12/20/22)	-
Fouls	28, vs. TAMUCC (11/12/24)	11, twice	28, twice	9, twice
Assists	31, vs. Western NM (12/14/24)	6, vs. VCU (12/18/24)	31, vs. Western NM (12/14/24)	5, at San Diego St (1/14/23)
Turnovers	24, vs. UCLA (11/8/24)	6, vs. New Mexico State (12/7/24)	24, vs. UCLA (11/8/24)	4, twice
Blocks	10, vs. Nicholls (11/4/24)	1, twice	<b>14, twice</b>	0, at San Diego St (2/16/24)
Steals	17, vs. Western NM (12/14/24)	4, at Utah State (2/1/25)	18, vs. Santa Clara (12/9/23)	1, vs. San Jose St (1/17/23)
Double Figure Scorers	5, nine times	1, at Nevada (3/1/25)	6, vs. Utah State (1/16/24)	1, at Nevada (3/1/25)
Players to Score	12, twice	6, four times	12, four times	5, twice

## OPPONENT HIGHS AND LOWS

	SEASON HIGH	SEASON LOW	PITINO ERA HIGH	PITINO ERA LOW
Points	89, twice	48, San Diego St (1/11/25)	97, at Nevada (1/23/23)	46, Northern NM (2/11/22)
Points (Half)	53 <sup>2</sup> , at Fresno State (12/31/24)	20 <sup>1</sup> , San Diego St (1/11/25)	54 <sup>2</sup> , at Boise State (3/2/24)	20 <sup>1</sup> , twice
Victory Margin	+14, at St. John's (11/17/24)	-	+29, at UNLV (1/11/22)	-
FGs	34, at St. John's (11/17/24)	17, twice	37, New Mexico State (12/6/21)	17, twice
FGAs	72, Nicholls (11/4/24)	48, San Diego St (1/11/25)	76, Boise State (1/20/23)	46, Fresno State (1/25/22)
FG%	.538, Wyoming (2/12/25)	.315, at Air Force (2/8/25)	.660, at Air Force (2/10/23)	.282, Prairie View A&M (12/20/22)
FG% (half)	.630 <sup>2</sup> , TAMUCC (11/12/24)	.214 <sup>2</sup> , at Wyoming (1/7/25)	.741 <sup>2</sup> , at San Jose St (2/20/22)	.214 <sup>2</sup> , at Wyoming (1/7/25)
3FGs	15, Nicholls (11/4/24)	4, twice	15, Nicholls (11/4/24)	2, twice
3FGAs	37, Nicholls (11/4/24)	13, Wyoming (2/12/25)	37, Nicholls (11/4/24)	8, UNLV (2/10/24)
3FG%	.538, Wyoming (2/12/25)	.161, at Utah State (2/1/25)	.550, at Colorado State (3/3/23)	.125, Iona (12/18/22)
FTs	26, at Boise St (2/19/25)	4, Wyoming (2/12/25)	27, three times	2, twice
FTAs	35, twice	8, three times	38, Boise State (1/15/22)	4, San Diego St (2/25/23)
FT%	1.00, at Colorado St. (12/28/24)	.286, Wyoming (2/12/25)	1.00, twice	.400, New Mexico St (12/6/21)
Off Rebs	22, at St. John's (11/17/24)	3, San Diego St (1/11/25)	<b>29, at San Jose State (2/17/23)</b>	2, vs. Toledo (11/21/23)
Def Rebs	37, New Mexico State (12/7/24)	15, Utah State (2/16/25)	38, twice	15, twice
Total Rebs	49, twice	24, Western NM (12/14/24)	52, Boise State (1/15/22)	22, No. Colorado (11/27/22)
Rebound Margin	+17, at St. John's (11/17/24)	-	+27, Boise State (1/15/22)	-
Fouls	29, Utah State (2/16/25)	9, at Colorado St. (12/28/24)	30, Southern Utah (11/7/22)	9, at Colorado St. (12/28/24)
Assists	20, three times	9, three times	23, twice	7, Prairie View A&M (12/20/22)
Turnovers	24, Western NM (12/14/24)	9, at Utah State (2/1/25)	26, vs. Santa Clara (12/9/23)	4, San Jose State (1/17/23)
Blocks	8, twice	0, vs. USC (11/29/24)	9, twice	0, numerous times
Steals	12, twice	2, at Wyoming (1/7/25)	15, vs. UAB (11/25/21)	1, twice
Double Figure Scorers	5, three times	1, three times	6, Utah State (1/8/22)	0, Nevada (1/28/24)
Players to Score	10, four times	7, 11 times	12, UTSA (12/10/22)	5, at Air Force (1/20/24)

**Bold denotes school record**





# 2024-25 LOBO BASKETBALL

## SUPERLATIVES...

LARGEST LEAD AT ANY TIME:	53 (122-69), vs. Western New Mexico (Dec. 14)
LARGEST DEFICIT AT ANY TIME:	19 (45-64), at Boise State (Feb. 19)
LARGEST DEFICIT OVERCOME TO WIN:	14 (18-32), at Wyoming (Jan. 7)
LARGEST LEAD SURRENDERED IN A LOSS:	14 (33-19), vs. New Mexico State (Dec. 7)
LARGEST HALFTIME LEAD:	27, (48-21), vs. Boise State (Jan. 17)
LARGEST HALFTIME DEFICIT:	14 (18-32), at Wyoming (Jan. 7)
LARGEST HALFTIME DEFICIT OVERCOME TO WIN:	14 (18-32), at Wyoming (Jan. 7)
LARGEST HALFTIME LEAD SURRENDERED IN A LOSS:	4 (35-31), at San Jose State (Jan. 14)
MOST CONSECUTIVE POINTS SCORED:	22, vs. Western New Mexico (Dec. 14)
MOST CONSECUTIVE POINTS ALLOWED:	13, twice

## SPECIALTY STATS...

POINTS OFF TURNOVERS	NEW MEXICO	OPPONENT
Average	17.2	10.1
High	45 vs. Western NM (Dec. 14)	21, by St. John's (Nov. 17)
Low	4 at UNLV (Jan. 25)	1, by San Diego St (Jan. 11)

2ND CHANCE POINTS	NEW MEXICO	OPPONENT
Average	11.8	9.8
High	24, vs. Texas Southern (Nov. 24)	25, by St. John's (Nov. 17)
Low	2, twice	0, by Wyoming (Feb. 12)

POINTS IN THE PAINT	NEW MEXICO	OPPONENT
Average	39.6	31.2
High	62 vs. Western NM (Dec. 14)	48, by St. John's (Nov. 17)
Low	20, at Nevada (Mar. 4)	18, twice

FAST BREAK POINTS	NEW MEXICO	OPPONENT
Average	16.6	9.8
High	38 vs. Western NM (Dec. 14)	16, twice
Low	0 at Utah State (Feb. 1)	2, twice

BENCH POINTS	NEW MEXICO	OPPONENT
Average	19.7	21.2
High	74 vs. Western NM (Dec. 14)	37, by Air Force (Mar. 1)
Low	3, twice	8, twice

## LOBO LEADERS...

POINTS	2024-25	CAREER	REBOUNDS	2024-25	CAREER
Donovan Dent	20	30	Nelly Junior Joseph	24	39
Nelly Junior Joseph	7	10	Mustapha Amzil	2	3
Mustapha Amzil	4	5	Filip Borovicinan	2	2
Tru Washington	3	3	Atiki Ally Atiki	2	2
CJ Noland	2	2	Tru Washington	1	2
Filip Borovicinan	1	1	Jovan Milicevic	1	1
Jovan Milicevic	1	1	Donovan Dent	1	1

ASSISTS	2024-25	CAREER	STEALS	2024-25	CAREER
Donovan Dent	30	63	Tru Washington	17	24
Tru Washington	2	2	Donovan Dent	10	26
Filip Borovicinan	1	1	Nelly Junior Joseph	7	13
Mustapha Amzil	-	2	CJ Noland	7	7
			Mustapha Amzil	4	6
			Kayde Dotson	3	3
			Filip Borovicinan	3	3
			Atiki Ally Atiki	1	1
			Braden Appelhans	1	1
			Quinton Webb	-	1

BLOCKS	2024-25	CAREER
Nelly Junior Joseph	19	32
Atiki Ally Atiki	8	8
Donovan Dent	5	21
Mustapha Amzil	4	6
Tru Washington	3	4
CJ Noland	3	3
Jovan Milicevic	2	2
Filip Borovicinan	2	2
Braden Appelhans	1	1
Quinton Webb	-	1

## NEW MEXICO'S RECORD...


Home.....	16-1
Road .....	7-4
Neutral .....	3-1
Ranked Opponent (either AP or Coaches).....	1-1
Unranked Opponent.....	25-5
Leads at halftime .....	20-2
Trails at halftime .....	5-4
Tied at halftime.....	1-0
Goes into overtime.....	1-1
Leads by 10 or more points.....	19-2
Trails by 10 or more points.....	4-5
Shoots 50% or better .....	10-1
Shoots less than 50% .....	16-5
Shoots less than 45% .....	8-5
Shoots less than 40% .....	4-3
Opponent shoots 50% or better.....	2-2
Opponent shoots less than 50%.....	24-4
Opponent shoots less than 45%.....	20-1
Opponent shoots less than 40%.....	10-0
Has higher FG% than opponent .....	21-1
Has lower FG% than opponent.....	5-5
Has same FG% as opponent.....	0-0
Outrebounds its opponent .....	19-3
Outrebounded by opponent.....	3-2
Has same rebounds as opponent .....	4-1
Has more offensive rebounds than opponent.....	18-3
Has fewer offensive rebounds than opponent.....	7-2
Has same offensive rebounds as opponent .....	1-1
Has fewer turnovers than opponent.....	21-4
Has more turnovers than opponent .....	4-2
Has same turnovers as opponent.....	1-0
Has fewer than 10 turnovers .....	7-2
Opponent has fewer than 10 turnovers.....	1-0
Shoots more FTs than opponent .....	21-3
Shoots fewer FTs than opponent.....	4-3
Shoots the same FTs as opponent.....	1-0
Has game decided by 10 points or less or OT .....	11-5
Has game decided by 5 points or less or OT .....	5-3
Scores <60 points .....	0-0
Scores 60-69 points .....	3-1
Scores 70-79 points .....	6-3
Scores 80-89 points .....	10-2
Scores 90+ points .....	7-0
Allows <60 points.....	5-0
Allows 60-69 points.....	10-0
Allows 70-79 points.....	7-2
Allows 80-89 points.....	4-4
Allows 90+ points.....	0-0
Wins the tip .....	16-3
Loses the tip.....	10-3
White uniforms.....	13-0
White uniforms (turquoise trim) .....	1-2
Red uniforms .....	7-2
Red uniforms (turquoise trim).....	2-1
Turquoise uniforms .....	1-1
Yellow statehood uniforms .....	1-0
Retro 1978 style uniforms .....	1-0

## TV ROSTER




**CJ NOLAND**  
G | 6-4 | Grad  
Waxahachie, Texas

**0**



**BRADEN APPELHANS**  
G | 6-7 | R-So.  
Blue Springs, Mo.

**1**



**DONOVAN DENT**  
G | 6-2 | Jr.  
Riverside, Calif.

**2**




**TRU WASHINGTON**  
G | 6-4 | So.  
Phoenix, Ariz.

**3**



**KAYDE DOTSON**  
G | 6-2 | Fr.  
Beaumont, Texas

**4**




**ATIKI ALLY ATIKI**  
F | 6-10 | Sr.  
Mwanza, Tanzania

**6**



**IBRAHIMA SACKO**  
F | 6-6 | So.  
Conakry, Guinea

**7**



**FILIP BOROVICANIN**  
F | 6-9 | Jr.  
Belgrade, Serbia

**8**



**QUINTON WEBB**  
G | 6-6 | R-So.  
San Bernardino, Calif.

**11**



**DANIEL THOMAS**  
F | 6-8 | Fr.  
Dallas, Texas

**13**



**DERAJE AGBAOSI**  
F | 6-7 | R-Jr.  
Union, N.J.

**21**



**MUSTAPHA AMZIL**  
F | 6-9 | R-Sr.  
Helsinki, Finland

**22**



**NELLY JUNIOR JOSEPH**  
C | 6-10 | R-Sr.  
Benin City, Nigeria

**23**



**JOVAN MILICEVIC**  
F | 6-10 | Fr.  
Toronto, Ont.

**24**



**SHANE DOUMA-SANCHEZ**  
G | 6-1 | R-Fr.  
Laguna Pueblo, N.M.

**32**



**DYLAN CHAVEZ**  
G | 6-5 | Fr.  
Albuquerque, N.M.

**35**



**RICHARD PITINO**  
Head Coach



**ISAAC CHEW**  
Associate Head Coach



**TARVISH FELTON**  
Assistant Coach



**AARON KATSUMA**  
Assistant Coach



**DAVE PILIPOVICH**  
Assistant Coach



# 2024-25 LOBO BASKETBALL

## NCAA TOURNAMENT HISTORY

Year	Date	Region	Round	Site	Opponent	Result
1968	Mar. 15	West	Reg. Semi	Albuquerque, NM	Santa Clara	L, 73-86
	Mar. 16	West	Reg. 3rd	Albuquerque, NM	New Mexico State	L, 58-62
1974	Mar. 9	West	Reg. Qtr	Pocatello, ID	Idaho State	W, 73-65
	Mar. 14	West	Reg. Semi	Tucson, AZ	San Francisco	L, 61-64
	Mar. 16	West	Reg. 3rd	Tucson, AZ	Dayton	W, 66-61
1978	Mar. 11	West <sup>2Q</sup>	Reg. Qtr	Tempe, AZ	Cal State Fullerton <sup>4L</sup>	L, 85-90
1991	Mar. 14	East <sup>14</sup>	1st Round	College Park, MD	Oklahoma State <sup>3</sup>	L, 54-67
1993	Mar. 19	West <sup>5</sup>	1st Round	Tucson, AZ	George Washington <sup>12</sup>	L, 68-82
1994	Mar. 18	West <sup>10</sup>	1st Round	Sacramento, CA	Virginia <sup>7</sup>	L, 54-57
1996	Mar. 15	East <sup>7</sup>	1st Round	Richmond, VA	Kansas State <sup>10</sup>	W, 63-56
	Mar. 17	East <sup>7</sup>	2nd Round	Richmond, VA	Georgetown <sup>2</sup>	L, 62-73
1997	Mar. 14	East <sup>3</sup>	1st Round	Pittsburgh, PA	Old Dominion <sup>14</sup>	W, 59-55
	Mar. 16	East <sup>3</sup>	2nd Round	Pittsburgh, PA	Louisville <sup>6</sup>	L, 63-64
1998	Mar. 13	South <sup>4</sup>	1st Round	Lexington, KY	Butler <sup>13</sup>	W, 79-62
	Mar. 15	South <sup>4</sup>	2nd Round	Lexington, KY	Syracuse <sup>5</sup>	L, 46-56
1999	Mar. 11	West <sup>9</sup>	1st Round	Denver, CO	Missouri <sup>8</sup>	W, 61-59
	Mar. 13	West <sup>9</sup>	2nd Round	Denver, CO	Connecticut <sup>1</sup>	L, 56-78
2005	Mar. 18	Syracuse <sup>12</sup>	1st Round	Nashville, TN	Villanova <sup>5</sup>	L, 47-55
2010	Mar. 18	East <sup>3</sup>	1st Round	San Jose, CA	Montana <sup>14</sup>	W, 62-57
	Mar. 20	East <sup>3</sup>	2nd Round	San Jose, CA	Washington <sup>11</sup>	L, 64-82
2012	Mar. 15	West <sup>5</sup>	2nd Round	Portland, OR	Long Beach State <sup>12</sup>	W, 75-68
	Mar. 17	West <sup>5</sup>	3rd Round	Portland, OR	Louisville <sup>4</sup>	L, 56-59
2013	Mar. 21	West <sup>3</sup>	1st Round	Salt Lake City, UT	Harvard <sup>14</sup>	L, 62-68
2014	Mar. 21	South <sup>7</sup>	1st Round	St. Louis, MO	Stanford <sup>10</sup>	L, 53-58
2024	Mar. 22	West <sup>11</sup>	1st Round	Memphis, TN	Clemson <sup>6</sup>	L, 56-77
2025	Mar. 21	South <sup>10</sup>	1st Round	Cleveland, OH	Marquette <sup>7</sup>	





# 2024-25 LOBO BASKETBALL

## NCAA TOURNAMENT RECORDS

### UNM / SINGLE GAME

#### MOST POINTS

85 vs. Cal State Fullerton (1978)

#### FEWEST POINTS

46 vs. Syracuse (1998)

#### MOST FIELD GOALS

37 vs. Cal State Fullerton (1978)

#### FEWEST FIELD GOALS

14 Syracuse (1998)

#### MOST FIELD GOAL ATTEMPTS

76 at Idaho State (1974)

#### FEWEST FIELD GOAL ATTEMPTS

43 vs. Old Dominion (1997)

#### HIGHEST FIELD GOAL PERCENTAGE

53.1 (26-49) vs. San Francisco (1974)

#### LOWEST FIELD GOAL PERCENTAGE

25.5 (14-55) vs. Syracuse (1998)

#### MOST 3-POINT FIELD GOALS

9 vs. Butler (1998)

#### FEWEST 3-POINT FIELD GOALS

1 vs. Old Dominion (1997)

#### MOST 3-POINT FIELD GOAL ATTEMPTS

25 vs. Virginia (1994)

25 vs. Syracuse (1998)

25 vs. Villanova (2005)

#### FEWEST 3-POINT FIELD GOAL ATTEMPTS

11 vs. Old Dominion (1997)

#### HIGHEST 3-POINT FIELD GOAL PERCENTAGE

40.9 (9-22) vs. Butler (1998)

#### LOWEST 3-POINT FIELD GOAL PERCENTAGE

11.1 (1-11) vs. Old Dominion (1997)

#### MOST FREE THROWS

22 vs. Connecticut (1999)

#### FEWEST FREE THROWS

5 vs. Louisville (2012)

#### MOST FREE THROWS ATTEMPTS

29 vs. Santa Clara (1968)

#### FEWEST FREE THROWS ATTEMPTS

8 at Idaho State (1974)

8 vs. Louisville (2012)

#### HIGHEST FREE THROW PERCENTAGE

93.3 (14-15) vs. George Washington (1993)

#### LOWEST FREE THROW PERCENTAGE

41.2 (7-17) vs. Washington (2010)

#### MOST REBOUNDS

46 vs. Dayton (1974)

#### FEWEST REBOUNDS

23 vs. San Francisco (1974)

#### MOST ASSISTS

19 vs. Long Beach State (2012)

#### FEWEST ASSISTS

6 vs. Dayton (1974)

6 vs. Villanova (2005)

6 vs. Clemson (2024)

#### MOST TURNOVERS

26 vs. San Francisco (1974)

#### FEWEST TURNOVERS

6 vs. Kansas State (1996)

6 vs. Montana (2010)

#### MOST BLOCKS

7 vs. Old Dominion (1997)

7 vs. Long Beach State (2012)

#### FEWEST BLOCKS

0 vs. Georgetown (1996)

#### MOST STEALS

11 vs. Dayton (1974)

11 vs. Georgetown (1996)

#### FEWEST STEALS

0 at Idaho State (1974)

#### MOST FOULS

29 vs. Santa Clara (1968)

#### FEWEST FOULS

11 Butler (1998)

#### LARGEST MARGIN OF VICTORY

### OPPONENT / SINGLE GAME

#### MOST POINTS

90 Cal State Fullerton (1978)

#### FEWEST POINTS

48 Kansas State (1996)

#### MOST FIELD GOALS

36 Cal State Fullerton (1978)

#### FEWEST FIELD GOALS

15 Kansas State (1996)

15 Villanova (2005)

#### MOST FIELD GOAL ATTEMPTS

72 Missouri (1999)

#### FEWEST FIELD GOAL ATTEMPTS

48 Louisville (2012)

#### HIGHEST FIELD GOAL PERCENTAGE

62.1 (36-58) Cal State Fullerton (1978)

#### LOWEST FIELD GOAL PERCENTAGE

28.3 (15-53) Villanova (2005)

#### MOST 3-POINT FIELD GOALS

8 Villanova (2005)

8 Washington (2010)

8 Stanford (2014)

#### FEWEST 3-POINT FIELD GOALS

2 Kansas State (1996)

#### MOST 3-POINT FIELD GOAL ATTEMPTS

29 Villanova (2005)

#### FEWEST 3-POINT FIELD GOAL ATTEMPTS

6 Oklahoma State (1991)

6 Kansas State (1996)

#### HIGHEST 3-POINT FIELD GOAL PERCENTAGE

53.3 (8-15) Stanford (2014)

#### LOWEST 3-POINT FIELD GOAL PERCENTAGE

20.0 (3-15) Old Dominion (1997)

#### MOST FREE THROWS

22 Oklahoma State (1991)

#### FEWEST FREE THROWS

3 Butler (1998)

#### MOST FREE THROWS ATTEMPTS

32 Santa Clara (1968)

#### FEWEST FREE THROWS ATTEMPTS

8 Butler (1998)

#### HIGHEST FREE THROW PERCENTAGE

88.9 (8-9) San Francisco (1974)

#### LOWEST FREE THROW PERCENTAGE

37.5 (3-8) Butler (1998)

#### MOST REBOUNDS

49 Syracuse (1998)

#### FEWEST REBOUNDS

24 New Mexico State (1968)

24 Cal State Fullerton (1978)

#### MOST ASSISTS

24 Cal State Fullerton (1978)

#### FEWEST ASSISTS

5 Dayton (1974)

#### MOST TURNOVERS

21 San Francisco (1974)

#### FEWEST TURNOVERS

5 Washington (2010)

#### MOST BLOCKS

7 George Washington (1993)

7 Missouri (1999)

7 Washington (2010)

#### FEWEST BLOCKS

0 Louisville (1997)

#### MOST STEALS

13 Georgetown (1996)

#### FEWEST STEALS

1 Louisville (1997)

#### MOST FOULS

24 Santa Clara (1968)

#### FEWEST FOULS

11 Virginia (1994)

#### LARGEST MARGIN OF VICTORY

22 (56-78) Connecticut (1999)

### UNM INDIVIDUAL / SINGLE GAME

#### MOST POINTS

26 Ron Nelson vs. New Mexico State (1968)

25 Dairese Gary vs. Washington (2010)

25 Clayton Shields vs. Kansas State (1996)

#### MOST FIELD GOALS

11 Dairese Gary vs. Washington (2010)

11 Ron Sanford vs. New Mexico State (1968)

10 Cameron Bairstow vs. Stanford (2014)

#### MOST FIELD GOAL ATTEMPTS

23 Ron Nelson vs. New Mexico State (1968)

22 Bernard Hardin vs. Idaho State (1974)

21 Lamont Long vs. Butler (1998)

21 Charles Smith vs. Georgetown (1996)

#### HIGHEST FIELD GOAL PERCENTAGE (min 5 FGM)

86.7 (6-7) Mark Saiers vs. San Francisco (1974)

77.8 (7-9) Phil Abney vs. Cal State Fullerton (1978)

75.0 (6-8) Bill Hagins vs. Idaho State (1974)

#### MOST 3-POINT FIELD GOALS

3 nine times

#### MOST 3-POINT FIELD GOAL ATTEMPTS

10 Roman Martinez vs.. Montana (2010)

10 Kevin Henry vs. Missouri (1999)

9 Clayton Shields vs. Syracuse (1998)

9 Marlow White vs. Virginia (1994)

#### HIGHEST 3-POINT FIELD GOAL PERCENTAGE (min 3 3FGM)

100.0 (3-3) Ben Baum vs. Butler (1998)

#### MOST FREE THROWS

9 Kenny Thomas vs.. Missouri (1999)

9 Kevin Henry vs. Butler (1998)

8 Ron Nelson vs. New Mexico State (1968)

#### MOST FREE THROWS ATTEMPTS

11 Cameron Bairstow vs. Harvard (2014)

11 Kenny Thomas vs. Missouri (1999)

10 Dairese Gary vs. Montana (2010)

10 Kevin Henry vs. Butler (1998)

10 Kenny Thomas vs. Old Dominion (1997)

#### HIGHEST FREE THROW PERCENTAGE

100.0 (8-8) Ron Nelson vs. New Mexico State (1968)

100.0 (6-6) Kendall Williams vs. Harvard (2014)

100.0 (5-5) Lamont Long vs. Connecticut (1999)

#### MOST REBOUNDS

14 Drew Gordon vs. Louisville (2012)

14 Mark Saiers vs. Idaho State (1974)

13 Drew Gordon vs. Long Beach State (2012)

#### MOST ASSISTS

6 Darington Hobson vs. Montana (2010)

6 John Robinson II vs. Connecticut (1999)

6 Greg Schornstein vs. Georgetown (1996)

6 Mark Saiers vs. Idaho State (1974)

#### MOST TURNOVERS

11 Bernard Hardin vs. Dayton (1974)

7 David Gibson vs. Georgetown (1996)

7 Ike Williams vs. Oklahoma State (1991)

7 Bernard Hardin vs. San Francisco (1974)

#### MOST BLOCKS

4 Kenny Thomas vs. Missouri (1999)

4 Khari Jaxon vs. George Washington (1993)

#### MOST STEALS

5 Wendell Taylor vs. Dayton (1974)

4 Charles Smith vs. Georgetown (1996)

4 Clayton Shields vs. Kansas State (1996)

4 Willie Banks vs. Oklahoma State (1991)



### Season Highs

Pts	23	at Fresno State (12/31/24)
Reb	8	vs. Texas Southern (11/24/24)
FG	11	at Fresno State (12/31/24)
FGA	17	at Fresno State (12/31/24)
3FG	3	twice
3FGA	9	vs. Nicholls (11/4/24)
FT	8	vs. UCLA (11/8/24)
FTA	8	vs. UCLA (11/8/24)
Ast	3	six times
Blk	3	vs. Nicholls (11/4/24)
Stl	3	six times
Min	31	vs. New Mexico State (12/7/24)

### Career Highs

23	twice
8	vs. Texas Southern (11/24/24)
11	at Fresno State (12/31/24)
18	at Florida Atlantic (1/28/24) <sup>NT</sup>
4	vs. Tulane (3/14/24) <sup>NT</sup>
9	vs. Nicholls (11/4/24)
8	vs. UCLA (11/8/24)
9	vs. Tulane (3/14/24) <sup>NT</sup>
5	four times
3	vs. Nicholls (11/4/24)
4	at Boise State (12/5/23) <sup>NT</sup>
36	vs. Tulane (1/6/24) <sup>NT</sup>

### MW Career Highs

23	at Fresno State (12/31/24)
5	three times
11	at Fresno State (12/31/24)
17	at Fresno State (12/31/24)
3	vs. Colorado State (2/5/25)
6	three players
4	twice
6	vs. Wyoming (2/12/25)
3	twice
2	vs. San Jose State (3/13/25) <sup>MWNT</sup>
3	vs. Air Force (3/1/25)
30	vs. Wyoming (2/12/25)

8.0 PPG | 2.5 RPG | 20.8 MPG | 1.2 APG

## 2024-25 GAME-BY-GAME

Opponent	MP	FG-A	3G-A	FT-A	O-D-T	PF	A	TO	BS	ST	TP
Nicholls	22	4-14	1-9	1-3	2-1-3	2	1	1	3	1	10
vs. UCLA	19	2-5	1-2	8-8	0-1-1	5	1	0	0	3	13
A&M-Corpus Christi	16	1-7	1-5	2-2	0-3-3	5	1	3	0	3	5
at St. John's	28	5-12	2-5	3-5	4-0-4	4	3	2	1	3	15
Grambling State*	28	2-7	2-6	2-2	1-3-4	1	3	0	0	3	8
Texas Southern*	21	3-6	0-2	0-1	2-6-8	2	1	1	0	2	6
vs. Arizona State*	30	4-7	3-3	2-2	0-4-4	3	2	1	0	2	13
vs. USC*	23	3-8	0-4	0-4	0-3-3	3	0	1	0	2	6
San Jose State					-INJ-						
New Mexico State*	31	3-12	1-6	0-0	0-0-0	3	3	1	0	2	7
Western NM*	13	3-6	1-3	2-2	1-1-2	1	3	0	0	3	9
VCU*	17	0-2	0-2	0-0	0-3-3	5	1	1	0	0	0
at Colorado State	20	5-7	1-2	0-0	1-3-4	1	1	4	0	0	11
at Fresno State	22	11-17	1-6	0-0	1-2-3	1	3	2	0	1	23
Nevada	23	2-5	1-4	2-4	1-2-3	4	2	0	0	0	7
at Wyoming	14	0-3	0-2	2-2	0-1-1	3	0	0	0	0	2
San Diego State	14	1-5	0-2	0-0	0-1-1	1	0	0	0	0	2
at San Jose State	22	1-9	0-2	1-2	1-4-5	1	2	1	1	0	3
Boise State	21	4-5	1-2	0-0	0-1-1	2	1	0	0	0	9
Fresno State	21	3-13	2-6	0-0	1-4-5	2	3	2	0	0	8
at UNLV	22	1-4	1-2	0-0	0-4-4	2	0	0	0	2	3
at Utah State	21	4-8	1-3	2-3	1-1-2	3	1	0	1	0	11
Colorado State	22	7-7	3-3	2-2	1-1-2	2	2	1	0	1	19
at Air Force	18	3-6	1-1	1-1	0-0-0	3	0	0	1	0	8
Wyoming	30	3-11	2-6	4-6	1-1-2	1	1	0	0	0	12
Utah State	7	0-1	0-1	0-0	0-0-0	0	0	0	0	0	0
at Boise State	22	4-9	2-5	2-2	1-2-3	4	0	1	0	1	12
at San Diego State	26	1-5	1-4	0-0	1-4-5	1	1	2	0	1	3
Air Force	20	5-8	0-1	4-4	1-0-1	0	1	0	0	3	14
at Nevada	13	2-3	1-2	3-3	0-0-0	4	0	1	0	1	8
UNLV	25	1-3	0-1	0-0	0-0-0	1	0	1	0	2	2
vs. San Jose State	26	2-3	2-2	0-0	0-1-1	4	1	0	2	0	6
vs. Boise State	8	0-3	0-1	0-0	0-1-1	1	0	0	0	0	0

\* game started

## SEASON NOTES


- Tri-Captain
- Scored 14 points vs. Air Force (Mar. 1)
- Had 12 points at Boise State (Feb. 19)
- Scored 12 points vs. Wyoming (Feb. 12)
- Had 19 points (7-7 FG, 3-3 3FG) vs. Colorado St (Feb. 5)
- Scored 11 points at Utah State (Feb. 1)
- Had eight points and five rebounds vs. Fresno State (Jan. 20)
- Had nine points (4-5 FG) vs. Boise State (Jan. 17)
- Tied a career high with 23 points at Fresno State (Dec. 31), the most points off the bench by a Lobo in three years
- Had 11 points (5-7 FG) and four rebounds in MW debut at Colorado State (Dec. 28)
- Scored 13 points (3-3 3FG) vs. Arizona State (Nov. 28)
- Had six points and a career-high eight rebounds vs. Texas Southern (Nov. 24)
- Had eight points, three assists and three steals vs. Grambling State in first start of the season (Nov. 21)
- Had 15 points, four rebounds and three assists at No. 22 St. John's (Nov. 17)
- Had 13 points (8-8 FT) vs. No. 22 UCLA (Nov. 8)
- Scored 10 points and had a career-high three blocks in his UNM debut vs. Nicholls (Nov. 4)

	2024-25	CAREER	STREAK
Double Figure Scoring	11	34	-
20-Point Games	1	3	-

## CAREER STATISTICS

Year	G-GS	Min-Avg.	FG-FGA	Pct.	3FG-3FGA	Pct.	FT-FTA	Pct.	Off-Def.	Reb-Avg.	PF-DQ	Ast	TO	Blk	Stl	Pts-Avg
2021-22 %	33-0	416-12.6	52-97	.536	17-39	.436	9-13	.692	7-41	48-1.5	34-0	22	26	3	22	130-3.9
Conf	16-0	192-12.0	22-42	.524	7-17	.412	5-7	.714	2-16	18-1.1	17-0	7	12	1	9	56-3.5
2022-23 %	26-8	378-14.5	30-84	.357	13-55	.236	10-19	.526	5-30	35-1.3	19-0	15	20	1	12	83-3.2
Conf	13-0	193-14.8	17-43	.395	8-31	.258	6-9	.667	4-11	15-1.2	8-0	10	9	0	6	48-3.7
2023-24 ^	29-20	757-26.1	111-254	.437	33-86	.384	60-87	.690	11-70	81-2.8	59-0	58	52	7	28	315-10.9
Conf	13-8	380-29.2	55-139	.396	9-41	.220	31-44	.705	5-34	39-3.0	26-0	29	25	2	11	150-11.5
2024-25	32-7	665-20.8	90-221	.407	32-106	.302	43-58	.741	21-58	79-2.5	75-3	38	26	9	36	255-8.0
Conf	19-0	384-20.2	58-129	.450	18-56	.321	23-29	.793	11-31	42-2.2	36-0	18	15	3	12	157-8.3
CAREER	120-35	2218-18.5	283-656	.431	95-286	.332	122-177	.689	44-199	243-2.0	187-3	133	124	20	98	783-6.5

% at Oklahoma | ^ at North Texas



Season Highs

Pts	18	vs. Western New Mexico (12/14/24)
Reb	4	vs. Western New Mexico (12/14/24)
FG	5	twice
FGA	8	twice
3FG	5	vs. Western New Mexico (12/14/24)
3FGA	8	vs. Western New Mexico (12/14/24)
FT	3	vs. Western New Mexico (12/14/24)
FTA	4	vs. Western New Mexico (12/14/24)
Ast	2	three times
Blk	2	vs. Texas Southern (11/24/24)
Stl	2	at Colorado State (12/28/24)
Min	23	vs. Western New Mexico (12/14/24)

Career Highs

Pts	18	vs. Western New Mexico (12/14/24)
Reb	5	vs. Western New Mexico (12/6/22)
FG	5	three times
FGA	8	three times
3FG	5	vs. Western New Mexico (12/14/24)
3FGA	8	vs. Western New Mexico (12/14/24)
FT	3	vs. Western New Mexico (12/14/24)
FTA	4	vs. Western New Mexico (12/14/24)
Ast	3	vs. Eastern New Mexico (12/29/23)
Blk	2	twice
Stl	2	at Colorado State (12/28/24)
Min	23	vs. Western New Mexico (12/14/24)

MW Career Highs

Pts	6	twice
Reb	2	three times
FG	2	twice
FGA	8	vs. Fresno State (1/20/25)
3FG	2	twice
3FGA	6	vs. Fresno State (1/20/25)
FT	2	twice
FTA	2	twice
Ast	2	twice
Blk	1	three times
Stl	2	at Colorado State (12/28/24)
Min	19	vs. San Jose State (12/4/24)

3.5 PPG | 0.8 RPG | 10.5 MPG | 44% 3FG

2024-25 GAME-BY-GAME

Opponent	MP	FG-A	3G-A	FT-A	O-D-T	PF	A	TO	BS	ST	TP
Nicholls	9	1-4	1-4	0-0	0-0-0	0	0	0	0	1	3
vs. UCLA	4	1-1	1-1	0-0	0-1-1	1	0	0	0	0	3
A&M-Corpus Christi	10	1-1	1-1	0-0	0-2-2	0	0	0	0	1	3
at St. John's	7	0-1	0-1	0-0	1-0-1	0	1	0	0	0	0
Grambling State	14	2-3	1-2	1-2	0-1-1	2	0	1	0	0	6
Texas Southern	14	1-3	1-2	0-0	0-0-0	0	2	0	2	1	3
vs. Arizona State	4	0-0	0-0	0-0	0-1-1	0	0	0	0	0	0
vs. USC	17	3-7	2-5	1-1	1-0-1	1	0	0	0	0	9
San Jose State*	19	1-5	1-4	0-0	0-2-2	0	1	0	1	0	3
New Mexico State	16	5-7	4-6	0-0	0-0-0	0	1	0	0	0	14
Western NM	23	5-8	5-8	3-4	0-4-4	3	1	0	0	1	18
VCU	17	1-2	1-1	1-2	0-1-1	5	0	1	0	0	4
at Colorado State	16	1-2	1-2	0-0	1-0-1	1	1	0	0	2	3
at Fresno State	14	1-4	1-4	0-0	0-0-0	0	0	0	0	0	3
Nevada	16	1-4	1-4	0-0	0-1-1	1	2	1	1	1	3
at Wyoming	7	0-0	0-0	0-0	0-0-0	1	0	0	0	1	0
San Diego State	5	0-0	0-0	0-0	0-0-0	0	0	0	0	0	0
at San Jose State	4	1-4	0-2	0-0	0-0-0	1	0	0	0	0	2
Boise State					-INJ-						
Fresno State	14	2-8	2-6	0-0	1-1-2	2	2	1	0	0	6
at UNLV	6	0-1	0-1	0-0	0-0-0	0	0	0	1	0	0
at Utah State	4	0-0	0-0	0-0	0-1-1	0	0	0	0	0	0
Colorado State					-DNP-						
at Air Force	17	1-4	1-2	2-2	0-0-0	1	1	0	0	0	5
Wyoming	3	0-1	0-1	0-0	0-0-0	1	0	0	0	0	0
Utah State	7	0-1	0-1	2-2	1-0-1	1	0	0	0	0	2
at Boise State	8	1-2	1-1	0-0	0-0-0	2	0	1	0	0	3
at San Diego State					-DNP-						
Air Force	12	2-4	2-3	0-0	0-0-0	1	0	0	0	0	6
at Nevada	11	1-1	1-1	0-0	0-0-0	1	1	0	0	1	3
UNLV	1	0-0	0-0	0-0	0-0-0	0	0	0	0	0	0
vs. San Jose State					-DNP-						
vs. Boise State	8	0-1	0-1	0-0	0-2-2	1	1	0	0	0	0

\* game started

SEASON NOTES

- Scored three points at Nevada (Mar. 4)
- Matched a MW career high with six points vs. Air Force (Mar. 1)
- Scored three points at Boise State (Feb. 19)
- Had two points vs. Utah State (Feb. 16)
- Scored five points at Air Force (Feb. 8)
- Had a MW high six points vs. Fresno State (Jan. 20)
- Set a career high with 18 points (5-8 3FG) vs. Western New Mexico (Dec. 14)
- Had 14 points (4-6 3FG) vs. New Mexico State (Dec. 7)
- Had three points in first career start vs. San Jose State (Dec. 4)
- Scored nine points vs. USC (Nov. 29)
- Had three points and matched a career high with two blocks vs. Texas Southern (Nov. 24)
- Had six points vs. Grambling State (Nov. 21)
- Scored three points vs. Texas A&M-Corpus Christi (Nov. 12)
- Had three points vs. No. 22 UCLA (Nov. 8)
- Scored three points vs. Nicholls (Nov. 4)
- Had four points in the exhibition vs. UTEP (Oct. 28)

	2024-25	CAREER	STREAK
Double Figure Scoring	2	4	-

CAREER STATISTICS

Year	G-GS	Min-Avg.	FG-FGA	Pct.	3FG-3FGA	Pct.	FT-FTA	Pct.	Off-Def.	Reb-Avg.	PF-DQ	Ast	TO	Blk	Stl	Pts-Avg
2022-23	10-0	62-6.2	4-15	.267	2-11	.182	0-2	.000	0-12	12-1.2	5-0	1	1	3	1	10-1.0
Conf	2-0	2-1.0	0-1	.000	0-0	.000	0-0	.000	0-0	0-0.0	0-0	0	0	0	0	0-0.0
2023-24	16-0	94-5.9	13-34	.382	10-25	.400	4-4	1.000	1-8	9-0.6	8-0	5	5	1	4	40-2.5
Conf	4-0	11-2.8	0-2	.000	0-1	.000	0-0	.000	0-2	2-0.5	1-0	0	0	0	0	0-0.0
2024-25	29-1	304-10.5	32-79	.405	28-64	.438	10-13	.769	5-17	22-0.8	26-1	14	5	5	9	102-3.5
Conf	17-1	160-9.4	12-41	.293	11-32	.344	4-4	1.000	3-5	8-0.5	13-0	8	3	3	5	39-2.3
CAREER	55-1	460-8.4	49-128	.383	40-100	.400	14-19	.737	6-37	43-0.8	39-1	20	11	9	14	152-2.8

Junior | Guard | 6-2 | 185 | Riverside, CA | Centennial HS



### Season Highs

Pts	40	vs. VCU (12/18/24)
Reb	6	three times
FG	14	vs. VCU (12/18/24)
FGA	26	vs. VCU (12/18/24)
3FG	3	twice
3FGA	6	at Air Force (2/8/25)
FT	12	vs. Arizona State (11/28/24)
FTA	15	vs. Arizona State (11/28/24)
Ast	11	three times
Blk	3	vs. Utah State (2/16/25)
Stl	5	at Fresno State (12/31/24)
Min	40	vs. Utah State (2/16/25)

### Career Highs

40	vs. VCU (12/18/24)
6	six times
14	vs. VCU (12/18/24)
26	vs. VCU (12/18/24)
3	twice
6	at Air Force (2/8/25)
12	vs. Arizona State (11/28/24)
15	vs. Arizona State (11/28/24)
14	vs. Utah State (1/16/24)
3	three times
5	twice
40	vs. Utah State (2/16/25)

### MW Career Highs

34	at UNLV (1/25/25)
6	three times
13	at UNLV (1/25/25)
21	at UNLV (1/25/25)
3	twice
6	at Air Force (2/8/25)
9	twice
11	at Boise State (2/19/25)
14	vs. Utah State (1/16/24)
3	twice
5	twice
40	vs. Utah State (2/16/25)

20.6 PPG | 6.4 APG | 35.1 MPG | 1.5 SPG

## 2024-25 GAME-BY-GAME

Opponent	MP	FG-A	3G-A	FT-A	O-D-T	PF	A	TO	BS	ST	TP
Nicholls*	38	5-11	0-2	5-7	0-0-0	0	11	2	1	3	15
vs. UCLA*	34	8-13	0-1	1-4	0-1-1	1	8	9	0	2	17
A&M-Corpus Christi*	30	7-10	1-1	10-14	0-0-0	2	10	0	0	2	25
at St. John's*	37	5-12	1-2	1-2	1-2-3	2	6	2	1	1	12
Grambling State*	34	7-13	2-2	6-8	1-1-2	0	8	4	2	1	22
Texas Southern*	25	4-9	0-1	3-4	1-1-2	2	5	0	1	1	11
vs. Arizona State*	35	9-21	0-1	12-15	0-1-1	2	7	0	1	0	30
vs. USC*	36	6-12	1-2	4-4	1-5-6	1	11	4	1	1	17
San Jose State*	38	6-16	1-2	7-10	0-3-3	2	5	4	1	1	20
New Mexico State*	37	5-12	0-0	5-8	1-2-3	3	4	2	1	0	15
Western NM*	19	5-8	1-1	0-0	0-1-1	1	8	2	1	4	11
VCU*	39	14-26	2-4	10-11	0-5-5	1	4	3	0	1	40
at Colorado State*	36	7-16	0-1	0-0	0-2-2	1	6	3	0	0	14
at Fresno State*	34	7-13	0-2	4-5	0-5-5	0	6	4	2	5	18
Nevada*	39	6-11	0-0	8-9	0-0-0	3	6	5	1	1	20
at Wyoming*	38	6-13	1-2	9-9	0-3-3	2	6	3	1	2	22
San Diego State*	31	6-12	0-2	4-6	0-1-1	1	5	3	0	3	16
at San Jose State*	34	7-14	0-2	3-4	0-2-2	1	5	1	0	1	17
Boise State*	27	6-12	1-2	3-3	0-1-1	1	7	4	2	1	16
Fresno State*	32	9-17	0-2	2-3	0-4-4	2	9	0	1	2	20
at UNLV*	37	13-21	2-3	6-6	0-1-1	1	2	4	0	0	34
at Utah State*	36	5-13	0-1	4-4	0-4-4	1	6	3	1	2	14
Colorado State*	37	8-18	0-1	3-4	1-5-6	2	4	2	1	2	19
at Air Force*	33	9-19	3-6	4-5	1-1-2	0	6	2	0	1	25
Wyoming*	38	7-19	0-3	6-10	0-6-6	3	7	3	1	3	20
Utah State*	40	8-12	2-3	5-6	1-2-3	2	3	5	3	2	23
at Boise State*	37	4-13	0-0	9-11	1-2-3	1	11	4	2	0	17
at San Diego State*	38	9-20	2-4	6-6	0-0-0	3	7	1	1	0	26
Air Force*	37	8-14	0-2	7-8	0-1-1	0	6	3	0	2	23
at Nevada*	39	12-18	2-3	7-9	0-2-0	0	7	3	0	2	33
UNLV*	36	7-16	0-1	6-7	0-0-0	0	6	2	0	1	20
vs. San Jose State*	39	8-14	2-2	7-12	1-1-2	1	5	5	2	1	25
vs. Boise State*	38	8-17	3-4	4-5	1-1-2	2	5	4	0	0	23

\* game started

## SEASON NOTES

- Mountain West Player of the Year & 1st Team All-MW
- Honorable Mention AP & USBWA All-American
- Only MW player on Naismith Trophy Midseason Team
- Only MW player on Oscar Robertson Trophy Watch List
- Three-time MW Player of the Week (12/23, 1/13, 1/27)
- 14th player in NCAA history with 600 points and 200 assists in regular season
- Had 25 points and five assists vs. San Jose St (Mar. 13)
- Had 33 points and seven assists at Nevada (Mar. 4)
- Had 26 points and seven assists at San Diego St (Feb. 25)
- Had 17 points and 11 assists at Boise State (Feb. 19)
- Scored 34 points (13-21 FG) at UNLV (Jan. 25)
- Scored a career-high 40 points vs. VCU (Dec. 18)
- Had 20 points (18 in 2nd half) vs. San Jose State (Dec. 4)
- Double-double with 17 points & 11 assists vs. USC (Nov. 29)
- Had 30 points and seven assists vs. Arizona St (Nov. 28)
- 1st Lobo in history to have a 25 point/10 assist/0 turnover game vs. Texas A&M-Corpus Christi (Nov. 12)

## UNM CAREER RECORD BOOK

	Total	Rank	Up Next
Points:	1,365	19th	Kenny Page (1387-18th)
Assists:	481	7th	Petie Gibson (560-6th)
Steals:	131	T-16th	Roman Martinez (136-15th)

	2024-25	CAREER	STREAK
Double-Doubles	4	7	-
Double Figure Scoring	33	64	33
20-Point Games	18	26	6
30-Point Games (40 pt)	4 (1)	5 (1)	-
10-Assist Games	4	7	-

## CAREER STATISTICS

Year	G-GS	Min-Avg.	FG-FGA	Pct.	3FG-3FGA	Pct.	FT-FTA	Pct.	Off-Def.	Reb-Avg.	PF-DQ	Ast	TO	Blk	Stl	Pts-Avg
2022-23	34-2	629-18.5	69-136	.507	4-19	.211	50-73	.685	10-59	69-2.0	61-1	79	55	25	30	192-5.6
Conf	18-2	319-17.7	31-67	.463	2-13	.154	24-34	.706	4-31	35-1.9	35-1	31	30	10	17	88-4.9
2023-24	35-35	1096-31.3	195-375	.520	15-40	.375	88-129	.682	13-75	88-2.5	67-0	190	79	24	53	493-14.1
Conf	18-18	585-32.5	96-186	.516	8-23	.348	48-66	.727	6-38	44-2.4	37-0	92	37	14	21	248-13.8
2024-25	33-33	1159-35.1	241-485	.497	27-65	.415	171-219	.781	11-66	77-2.3	44-0	212	96	28	48	680-20.6
Conf	20-20	718-35.9	150-307	.489	14-42	.333	103-125	.824	4-45	49-2.5	26-0	120	59	17	31	417-20.9
CAREER	102-70	2883-28.3	505-996	.507	46-124	.371	309-421	.734	34-200	234-2.3	172-1	481	230	77	131	1365-13.4





### Season Highs

Pts	25	vs. Utah State (2/16/25)
Reb	10	vs. Texas Southern (11/24/24)
FG	8	twice
FGA	15	vs. Utah State (2/16/25)
3FG	4	vs. Utah State (2/16/25)
3FGA	8	vs. Utah State (2/16/25)
FT	8	vs. UNLV (3/7/25)
FTA	12	vs. UNLV (3/7/25)
Ast	6	at Fresno State (12/31/24)
Blk	2	twice
Stl	5	three times
Min	37	vs. San Jose State (3/13/25) <sup>MWIT</sup>

### Career Highs

Pts	25	vs. Utah State (2/16/25)
Reb	12	vs. Pepperdine (11/24/23)
FG	8	twice
FGA	15	vs. Utah State (2/16/25)
3FG	4	vs. Utah State (2/16/25)
3FGA	8	vs. Utah State (2/16/25)
FT	8	twice
FTA	12	vs. UNLV (3/7/25)
Ast	6	twice
Blk	2	three times
Stl	5	five times
Min	37	vs. San Jose State (3/13/25) <sup>MWIT</sup>

### MW Career Highs

Pts	25	vs. Utah State (2/16/25)
Reb	8	at Utah State (2/1/25)
FG	8	vs. Utah State (2/16/25)
FGA	15	vs. Utah State (2/16/25)
3FG	4	vs. Utah State (2/16/25)
3FGA	8	vs. Utah State (2/16/25)
FT	8	vs. UNLV (3/7/25)
FTA	12	vs. UNLV (3/7/25)
Ast	6	at Fresno State (12/31/24)
Blk	2	three times
Stl	5	twice
Min	37	vs. San Jose State (3/13/25) <sup>MWIT</sup>

11.2 PPG | 3.9 RPG | 27.8 MPG | 2.1 SPG

## 2024-25 GAME-BY-GAME

Opponent	MP	FG-A	3G-A	FT-A	O-D-T	PF	A	TO	BS	ST	TP
Nicholls*	20	4-8	2-3	2-2	1-3-4	4	0	1	0	2	12
vs. UCLA*	30	1-7	0-3	1-2	2-3-5	2	2	3	0	5	3
A&M-Corpus Christi*	31	5-12	1-4	4-7	3-2-5	3	2	1	0	2	15
at St. John's*	32	3-10	1-2	2-3	0-2-2	5	2	1	0	1	9
Grambling State*	26	6-14	1-3	2-2	0-3-3	2	0	3	0	5	15
Texas Southern*	28	8-13	3-4	0-1	5-5-10	1	3	1	0	4	19
vs. Arizona State*	27	1-8	0-3	0-0	3-2-5	4	0	0	0	2	2
vs. USC*	32	7-12	3-7	3-4	1-3-4	1	4	3	0	2	20
San Jose State*	31	5-13	3-7	0-0	2-3-5	0	2	2	0	0	13
New Mexico State*	21	3-9	2-4	0-0	3-2-5	2	1	1	1	0	8
Western NM	17	5-10	1-1	1-2	1-4-5	0	5	2	0	1	12
VCU					-INJ-						
at Colorado State*	20	0-7	0-3	2-2	1-1-2	1	1	1	0	1	2
at Fresno State*	29	6-9	2-2	0-0	0-1-1	1	6	2	0	0	14
Nevada*	25	1-4	0-1	4-6	0-1-1	3	0	2	0	0	6
at Wyoming*	26	1-7	0-3	1-2	0-3-3	2	0	0	1	2	3
San Diego State*	29	5-10	3-7	0-4	0-5-5	1	1	1	0	1	13
at San Jose State*	25	2-7	0-2	2-3	2-1-3	3	2	0	0	5	6
Boise State*	27	5-8	1-1	2-2	0-2-2	3	5	0	1	1	13
Fresno State*	22	5-9	3-5	0-0	0-1-1	0	2	0	1	1	13
at UNLV*	30	4-9	0-3	1-2	2-2-4	3	2	0	0	1	9
at Utah State*	31	4-9	2-5	3-5	2-6-8	2	1	3	0	2	13
Colorado State*	31	5-7	2-2	3-5	1-2-3	2	1	0	0	3	15
at Air Force*	24	6-14	1-4	3-6	1-4-5	0	1	0	0	4	16
Wyoming*	30	5-9	2-4	3-5	0-3-3	2	0	1	0	3	15
Utah State*	36	8-15	4-8	5-7	2-3-5	3	4	2	2	4	25
at Boise State*	26	4-6	1-3	0-0	1-3-4	5	3	2	0	2	9
at San Diego State*	32	1-9	0-5	0-0	0-2-2	2	1	1	2	4	2
Air Force*	28	5-12	1-5	3-4	1-3-4	1	3	2	0	3	14
at Nevada*	28	1-7	1-6	0-0	1-2-3	4	3	2	1	1	3
UNLV*	28	5-8	1-3	8-12	2-2-4	3	2	0	0	2	19
vs. San Jose State*	37	5-12	1-4	0-0	1-4-5	0	1	1	0	2	11
vs. Boise State*	32	3-9	0-2	4-6	2-3-5	2	3	2	0	1	10

\* game started

## SEASON NOTES

- Honorable Mention All-Mountain West
- Mountain West Player of the Week (Feb. 17)
- Scored 19 points vs. UNLV (Mar. 7)
- Had 14 points vs. Air Force (Mar. 1)
- Scored a career-high 25 points and had five rebounds, four assists and four steals vs. Utah State (Feb. 16)
- Had 15 points and three steals vs. Wyoming (Feb. 12)
- Had 16 points and four steals at Air Force (Feb. 8)
- Had 15 points and three steals vs. Colorado St (Feb. 5)
- Had 13 points and eight rebounds at Utah State (Feb. 1)
- Scored 13 points vs. Fresno State (Jan. 20)
- Had 13 points and five assists vs. Boise State (Jan. 17)
- Had 13 points and five boards vs. San Diego St. (Jan. 11)
- Had 14 points and six assists at Fresno State (Dec. 31)
- Had 12 points, five rebounds and five assists vs. Western New Mexico (Dec. 14)
- Had 13 points and five rebounds vs. San Jose St (Dec. 4)
- Had 20 points and four assists vs. USC (Nov. 29)
- Second career double-double with 19 points and 10 rebounds vs. Texas Southern (Nov. 24)
- Had 15 points and five steals vs. Grambling St. (Nov. 21)
- Had 15 points vs. Texas A&M-Corpus Christi (Nov. 12)
- Tied career high with five steals vs. No. 22 UCLA (Nov. 8)

	2024-25	CAREER	STREAK
Double-Doubles	1	2	-
Double Figure Scoring	20	29	3
20-Point Games	2	3	-
10-Rebound Games	1	2	-

## CAREER STATISTICS

Year	G-GS	Min-Avg.	FG-FGA	Pct.	3FG-3FGA	Pct.	FT-FTA	Pct.	Off-Def.	Reb-Avg.	PF-DQ	Ast	TO	Blk	Stl	Pts-Avg
2023-24	35-1	622-17.8	86-204	.422	20-71	.282	40-59	.678	29-86	115-3.3	63-0	44	37	8	49	232-6.6
Conf	18-0	275-15.3	33-91	.363	7-35	.200	12-19	.632	13-29	42-2.3	30-0	16	12	5	28	85-4.7
2024-25	32-31	890-27.8	129-303	.426	42-119	.353	59-94	.628	40-86	126-3.9	67-2	63	40	10	67	359-11.2
Conf	20-20	558-27.9	78-179	.436	27-79	.342	40-65	.615	18-50	68-3.4	41-1	40	21	9	40	223-11.2
CAREER	67-32	1513-22.6	215-507	.424	62-190	.326	99-153	.647	69-172	241-3.6	130-2	107	77	18	116	591-8.8

Freshman | Guard | 6-2 | 190 | Beaumont, Texas | Beaumont United HS



### Season Highs

Pts	18	vs. A&M-Corpus Christi (11/12/24)
Reb	3	vs. VCU (12/18/24)
FG	6	vs. A&M-Corpus Christi (11/12/24)
FGA	7	vs. A&M-Corpus Christi (11/12/24)
3FG	3	twice
3FGA	5	vs. Texas Southern (11/24/24)
FT	3	vs. A&M-Corpus Christi (11/12/24)
FTA	4	vs. A&M-Corpus Christi (11/12/24)
Ast	6	vs. Western New Mexico (12/14/24)
Blk	1	twice
Stl	2	four times
Min	21	vs. Western New Mexico (12/14/24)

### Career Highs

18	vs. A&M-Corpus Christi (11/12/24)
3	vs. VCU (12/18/24)
6	vs. A&M-Corpus Christi (11/12/24)
7	vs. A&M-Corpus Christi (11/12/24)
3	twice
5	vs. Texas Southern (11/24/24)
3	vs. A&M-Corpus Christi (11/12/24)
4	vs. A&M-Corpus Christi (11/12/24)
6	vs. Western New Mexico (12/14/24)
1	twice
2	four times
21	vs. Western New Mexico (12/14/24)

### MW Career Highs

6	twice
1	four times
2	three times
5	vs. San Diego State (1/11/25)
2	twice
4	vs. San Diego State (1/11/25)
2	vs. Boise State (1/17/25)
2	vs. Boise State (1/17/25)
1	five times
1	twice
2	twice
13	vs. Boise State (1/17/25)

2.4 PPG | 0.8 APG | 6.9 MPG | 42% 3FG

## 2024-25 GAME-BY-GAME

Opponent	MP	FG-A	3G-A	FT-A	O-D-T	PF	A	TO	BS	ST	TP
Nicholls	10	1-4	1-4	0-2	0-0-0	2	0	0	0	0	3
vs. UCLA	6	0-1	0-1	0-0	0-1-1	0	0	2	0	0	0
A&M-Corpus Christi	15	6-7	3-4	3-4	0-1-1	2	3	1	0	2	18
at St. John's	4	0-2	0-1	0-0	0-1-1	0	1	1	0	1	0
Grambling State	6	0-0	0-0	1-2	0-0-0	1	4	0	0	0	6
Texas Southern	15	3-6	3-5	1-2	0-0-0	1	2	0	0	0	10
vs. Arizona State	5	0-0	0-0	0-0	0-0-0	0	0	0	0	0	0
vs. USC	4	0-0	0-0	0-0	0-0-0	2	0	0	0	0	0
San Jose State	2	0-0	0-0	0-0	0-0-0	1	1	0	0	0	0
New Mexico State	17	2-6	1-3	1-2	1-1-2	4	3	0	0	0	6
Western NM	21	3-5	0-1	2-2	0-0-0	1	6	1	0	1	8
VCU	15	1-4	0-1	0-0	0-3-3	0	0	1	0	2	2
at Colorado State	4	2-4	2-2	0-0	0-0-0	1	0	0	0	2	6
at Fresno State	6	2-3	1-2	0-0	0-0-0	1	0	1	0	0	5
Nevada	6	0-1	0-0	0-0	0-0-0	0	0	1	0	1	0
at Wyoming	4	0-1	0-0	0-0	0-1-1	0	0	0	0	2	0
San Diego State	11	1-5	1-4	0-0	0-1-1	2	1	0	1	0	3
at San Jose State	5	0-0	0-0	0-0	0-0-0	0	0	1	0	0	0
Boise State	13	1-1	1-1	2-2	0-0-0	0	1	1	0	0	5
Fresno State	8	0-1	0-1	0-0	0-0-0	0	1	2	0	0	0
at UNLV	4	0-1	0-1	0-0	0-0-0	1	0	0	0	0	0
at Utah State	4	1-2	0-1	0-0	0-0-0	1	1	0	0	0	2
Colorado State	1	0-0	0-0	0-0	0-0-0	1	0	1	0	0	0
at Air Force	7	2-2	2-2	0-0	0-1-1	0	0	0	0	1	6
Wyoming	5	0-0	0-0	0-0	0-0-0	1	0	0	0	0	0
Utah State					-DNP-						
at Boise State	3	0-2	0-1	0-0	0-1-1	1	0	0	1	0	0
at San Diego State	1	0-0	0-0	0-0	0-0-0	1	0	1	0	0	0
Air Force	5	0-2	0-1	0-0	0-0-0	1	0	1	0	0	0
at Nevada					-DNP-						
UNLV	1	0-0	0-0	0-0	0-0-0	0	0	0	0	0	0
vs. San Jose State	2	0-0	0-0	0-0	0-0-0	0	0	0	0	0	0
vs. Boise State	2	0-0	0-0	0-0	0-0-0	0	0	0	0	1	0

\* game started


## SEASON NOTES

- Scored six points (2-2 3FG) at Air Force (Feb. 8)
- Had five points vs. Boise State (Jan. 17)
- Scored three points vs. San Diego State (Jan. 11)
- Had five points at Fresno State (Dec. 31)
- Scored first MW points (six, 2-2 3FG) at Colorado State (Dec. 28)
- Had eight points and six assists vs. Western New Mexico (Dec. 14)
- Had six points and three assists vs. New Mexico State (Dec. 7)
- Scored 10 points vs. Texas Southern (Nov. 24)
- Had four assists vs. Grambling State (Nov. 21)
- First career double figure game with 18 points (6-7 FG) vs. Texas A&M-Corpus Christi (Nov. 12)
- Scored first three career points vs. Nicholls in collegiate debut (Nov. 4)
- Had one point in the exhibition vs. UTEP (Oct. 28)

	2024-25	CAREER	STREAK
Double Figure Scoring	2	2	-

## CAREER STATISTICS

Year	G-GS	Min-Avg.	FG-FGA	Pct.	3FG-3FGA	Pct.	FT-FTA	Pct.	Off-Def.	Reb-Avg.	PF-DQ	Ast	TO	Blk	Stl	Pts-Avg
2024-25	31-0	213-6.9	25-60	.417	15-36	.417	10-16	.625	1-11	12-0.4	25-0	24	15	2	13	75-2.4
Conf	18-0	89-4.9	9-25	.360	7-16	.438	2-2	1.000	0-4	4-0.2	12-0	5	9	2	6	27-1.5
CAREER	31-0	213-6.9	25-60	.417	15-36	.417	10-16	.625	1-11	12-0.4	25-0	24	15	2	13	75-2.4



### Season Highs

Pts	9	vs. A&M-Corpus Christi (11/12/24)
Reb	10	vs. Western New Mexico (12/14/24)
FG	4	twice
FGA	4	three times
3FG	--	
3FGA	--	
FT	2	at Utah State (2/1/25)
FTA	4	at Utah State (2/1/25)
Ast	2	twice
Blk	5	vs. A&M-Corpus Christi (11/12/24)
Stl	2	vs. San Jose State (12/4/24)
Min	21	vs. A&M-Corpus Christi (11/12/24)

### Career Highs

14	vs. Wyoming (12/30/23) <sup>BYU</sup>
11	twice
7	vs. Wyoming (12/30/23) <sup>BYU</sup>
10	vs. Wyoming (12/30/23) <sup>BYU</sup>
--	
1	four times
5	vs. Pepperdine (1/14/23) <sup>BYU</sup>
6	twice
3	vs. Southeastern Louisiana (11/15/23) <sup>BYU</sup>
5	vs. A&M-Corpus Christi (11/12/24)
3	at Pepperdine (2/9/23) <sup>BYU</sup>
26	at Pepperdine (2/12/22) <sup>BYU</sup>

### MW Career Highs

5	at San Jose State (1/14/25)
5	at Utah State (2/1/25)
2	twice
3	twice
--	
--	
2	at Utah State (2/1/25)
4	at Utah State (2/1/25)
1	twice
2	three times
2	vs. San Jose State (12/4/24)
18	at San Jose State (1/14/25)

2.0 PPG | 2.5 RPG | 8.2 MPG | 0.8 BPG

## 2024-25 GAME-BY-GAME

Opponent	MP	FG-A	3G-A	FT-A	O-D-T	PF	A	TO	BS	ST	TP
Nicholls	4	0-3	0-0	0-0	0-1-1	0	0	0	1	0	0
vs. UCLA	7	2-2	0-0	0-0	0-1-1	1	0	0	0	0	4
A&M-Corpus Christi	21	4-4	0-0	1-3	1-4-5	2	2	0	5	0	9
at St. John's	8	0-1	0-0	1-2	4-2-6	2	2	0	0	1	1
Grambling State	11	2-3	0-0	1-2	3-3-6	2	1	2	1	0	5
Texas Southern	13	2-4	0-0	0-0	2-0-2	0	1	1	2	0	4
vs. Arizona State	15	1-2	0-0	0-0	1-4-5	4	0	0	2	0	2
vs. USC	12	2-2	0-0	0-0	0-3-3	1	0	0	2	0	4
San Jose State	5	1-2	0-0	1-2	1-0-1	2	0	0	0	2	3
New Mexico State					-INJ-						
Western NM	17	4-4	0-0	0-0	5-5-10	1	1	1	2	1	8
VCU	9	0-1	0-0	0-2	0-0-0	2	0	0	0	1	0
at Colorado State	9	1-2	0-0	0-0	0-0-0	0	0	0	0	0	2
at Fresno State	5	0-0	0-0	0-0	1-2-3	2	1	0	1	1	0
Nevada	6	0-1	0-0	0-0	0-2-2	4	0	1	0	0	0
at Wyoming	1	0-1	0-0	0-0	0-0-0	0	0	1	0	0	0
San Diego State	10	1-1	0-0	1-1	2-0-2	2	0	1	1	1	3
at San Jose State	18	2-3	0-0	1-2	1-3-4	3	0	0	1	0	5
Boise State	5	0-0	0-0	0-0	0-1-1	2	0	0	0	0	0
Fresno State	11	1-3	0-0	0-0	1-3-4	1	0	0	1	1	2
at UNLV	4	0-0	0-0	0-0	0-0-0	2	0	0	0	0	0
at Utah State	14	0-2	0-0	2-4	0-5-5	2	0	1	2	0	2
Colorado State	2	0-0	0-0	0-0	0-0-0	2	0	1	0	0	0
at Air Force	12	0-1	0-0	0-0	1-3-4	2	1	0	2	1	0
Wyoming	5	0-0	0-0	0-0	1-0-1	2	0	0	0	0	0
Utah State	8	0-0	0-0	1-2	2-2-4	2	0	2	2	0	1
at Boise State	4	1-1	0-0	0-0	0-0-0	1	0	0	0	1	2
at San Diego State	3	0-0	0-0	0-0	0-0-0	1	0	1	0	0	0
Air Force					-DNP-						
at Nevada	2	0-0	0-0	0-0	0-1-1	0	0	0	0	0	0
UNLV					-DNP-						
vs. San Jose State	1	0-0	0-0	0-0	0-0-0	0	0	0	0	0	0
vs. Boise State	4	2-2	0-0	0-0	0-3-3	1	0	0	0	0	4

\* game started

## SEASON NOTES

- Had four points (2-2 FG) and three rebounds vs. Boise State in MW semifinal (Mar. 14)
- Had two points, five rebounds and two blocks at Utah State (Feb. 1)
- Had five points and four rebounds at San Jose State (Jan. 14)
- Had three points and two rebounds vs. San Diego State (Jan. 11)
- Had eight points (4-4 FG) and 10 rebounds vs. Western New Mexico (Dec. 14)
- Four points (2-2 FG) and three rebounds vs. USC (Nov. 29)
- Had two points and five rebounds vs. Arizona State (Nov. 28)
- Had five points and six rebounds vs. Grambling State (Nov. 21)
- Had nine points (4-4 FG), five rebounds and a career-high five blocks vs. Texas A&M-Corpus Christi (Nov. 12)
- Scored first four points as a Lobo vs. No. 22 UCLA (Nov. 8)
- Had one rebound and one block vs. Nicholls in UNM debut (Nov. 4)

	2024-25	CAREER	STREAK
Double Figure Scoring	-	7	-
Double Figure Rebounds	1	3	-

## CAREER STATISTICS

Year	G-GS	Min-Avg.	FG-FGA	Pct.	3FG-3FGA	Pct.	FT-FTA	Pct.	Off-Def.	Reb-Avg.	PF-DQ	Ast	TO	Blk	Stl	Pts-Avg
2021-22 %	32-3	341-10.7	44-76	.579	0-0	.000	9-19	.474	39-55	94-2.9	67-2	9	21	24	1	97-3.0
Conf	15-0	185-12.3	29-48	.604	0-0	.000	2-8	.250	18-25	43-2.9	32-1	4	6	17	1	60-4.0
2022-23 %	33-1	479-14.5	45-88	.511	0-2	.000	35-51	.686	48-70	118-3.6	78-2	17	41	35	12	125-3.8
Conf	15-0	212-14.1	22-39	.564	0-1	.000	20-24	.833	17-26	43-2.9	36-1	9	19	10	6	64-4.3
2023-24 %	23-0	253-11.0	41-66	.621	0-2	.000	11-24	.458	26-41	67-2.9	57-2	7	21	12	7	93-4.0
Conf	11-0	78-7.1	10-16	.625	0-0	.000	5-12	.417	8-5	13-1.2	25-1	0	14	3	2	25-2.3
2024-25	30-0	245-8.2	26-45	.578	0-0	.000	9-20	.450	26-48	74-2.5	46-0	9	12	25	10	61-2.0
Conf	18-0	124-6.9	7-17	.412	0-0	.000	6-11	.545	10-22	32-1.8	30-0	2	8	10	7	20-1.1
CAREER	118-4	1351-11.1	156-275	.567	0-4	.000	64-114	.561	139-214	353-3.0	248-6	42	95	96	30	376-3.2

% at BYU



Season Highs

Pts	4	three times
Reb	4	twice
FG	2	three times
FGA	3	twice
3FG	1	vs. A&M-Corpus Christi (11/12/24)
3FGA	1	three times
FT	--	
FTA	2	vs. San Jose State (12/4/24)
Ast	1	twice
Blk	1	five times
Stl	1	five times
Min	14	vs. A&M-Corpus Christi (11/12/24)

Career Highs

13	at Notre Dame (2/14/24) <sup>GT</sup>
8	vs. UMass Lowell (11/14/23) <sup>GT</sup>
6	at Notre Dame (2/14/24) <sup>GT</sup>
8	at Notre Dame (2/14/24) <sup>GT</sup>
1	four times
3	at Cincinnati (11/22/23) <sup>GT</sup>
2	vs. Wake Forest (2/6/24) <sup>GT</sup>
2	five times
1	six times
1	seven times
3	vs. UMass Lowell (11/14/23) <sup>GT</sup>
26	at Notre Dame (2/14/24) <sup>GT</sup>

MW Career Highs

4	vs. Fresno State (1/20/25)
4	at Air Force (2/8/25)
2	vs. Fresno State (1/20/25)
2	vs. Fresno State (1/20/25)
--	
--	
2	vs. San Jose State (12/4/24)
1	twice
1	at Air Force (2/8/25)
1	twice
13	at Air Force (2/8/25)

1.2 PPG | 1.2 RPG | 5.8 MPG | 58% FG

2024-25 GAME-BY-GAME

Opponent	MP	FG-A	3G-A	FT-A	O-D-T	PF	A	TO	BS	ST	TP
Nicholls					-DNP-						
vs. UCLA	10	1-1	0-0	0-1	0-1-1	4	0	0	0	0	2
A&M-Corpus Christi	14	1-1	1-1	0-0	0-1-1	4	0	1	0	1	3
at St. John's	9	1-1	0-0	0-0	0-1-1	0	0	1	0	0	2
Grambling State	7	0-1	0-0	0-0	0-4-4	2	0	1	1	0	0
Texas Southern	5	2-3	0-1	0-0	1-0-1	2	0	1	1	0	4
vs. Arizona State	5	0-1	0-0	0-0	0-1-1	1	0	2	0	0	0
vs. USC					-DNP-						
San Jose State	2	0-1	0-0	0-2	0-0-0	0	0	0	0	1	0
New Mexico State	8	1-1	0-0	0-0	0-1-1	0	0	0	1	1	2
Western NM	7	2-3	0-1	0-0	0-1-1	1	0	0	1	1	4
VCU					-DNP-						
at Colorado State					-DNP-						
at Fresno State	4	1-1	0-0	0-0	1-0-1	2	1	0	0	0	2
Nevada					-DNP-						
at Wyoming					-DNP-						
San Diego State	2	0-0	0-0	0-0	1-1-2	0	0	0	0	0	0
at San Jose State	2	0-0	0-0	0-0	0-0-0	0	0	0	0	0	0
Boise State	3	0-1	0-0	0-0	0-0-0	0	0	0	0	0	0
Fresno State	4	2-2	0-0	0-0	0-3-3	2	0	0	0	0	4
at UNLV					-DNP-						
at Utah State					-DNP-						
Colorado State					-DNP-						
at Air Force	13	0-1	0-1	0-0	1-3-4	3	0	0	1	0	0
Wyoming					-DNP-						
Utah State	1	0-0	0-0	0-0	0-0-0	1	0	0	0	0	0
at Boise State	8	0-0	0-0	0-0	0-1-1	1	0	0	0	0	0
at San Diego State					-DNP-						
Air Force	6	0-1	0-0	0-0	0-0-0	4	1	0	0	1	0
at Nevada					-DNP-						
UNLV	1	0-0	0-0	0-0	0-0-0	0	0	0	0	0	0
vs. San Jose State					-DNP-						
vs. Boise State					-DNP-						

\* game started

SEASON NOTES

- Grabbed four rebounds at Air Force (Feb. 8)
- Had four points and three rebounds vs. Fresno State (Jan. 20)
- Scored first Mountain West points (two) at Fresno State (Dec. 31)
- Scored four points vs. Western New Mexcio (Dec. 14)
- Had two points vs. New Mexico State (Dec. 7)
- Scored four points vs. Texas Southern (Nov. 24)
- Had two points at St. John's (Nov. 17)
- Scored three points vs. Texas A&M-Corpus Christi (Nov. 12)
- Made Lobo debut vs. No. 22 UCLA, scoring two points (Nov. 8)
- Had four points and two rebounds in the exhibition vs. UTEP (Oct. 28)

	2024-25	CAREER	STREAK
Double Figure Scoring	-	1	-


CAREER STATISTICS

Year	G-GS	Min-Avg.	FG-FGA	Pct.	3FG-3FGA	Pct.	FT-FTA	Pct.	Off-Def.	Reb-Avg.	PF-DQ	Ast	TO	Blk	Stl	Pts-Avg
2023-24 %	20-3	227-11.4	18-38	.474	4-14	.286	3-10	.300	20-33	53-2.7	26-0	4	11	4	11	43-2.2
Conf	11-3	115-10.4	11-22	.500	2-7	.286	2-3	.667	8-15	23-2.1	11-0	2	3	3	4	26-2.4
2024-25	19-0	110-5.8	11-19	.579	1-4	.250	0-3	.000	4-18	22-1.2	27-0	2	6	5	5	23-1.2
Conf	11-0	45-4.1	3-7	.429	0-1	.000	0-2	.000	3-8	11-1.0	13-0	2	0	1	2	6-0.5
CAREER	39-3	336-8.8	29-57	.509	5-18	.278	3-13	.231	24-51	75-2.0	53-0	6	17	9	16	66-1.7

% at Georgia Tech



Sophomore | Forward | 6-9 | 220 | Belgrade, Serbia | KK Beko [Arizona]



Season Highs

Pts	18	at Boise State (2/19/25)
Reb	11	at Wyoming (1/7/25)
FG	7	at Boise State (2/19/25)
FGA	10	at Wyoming (1/7/25)
3FG	3	twice
3FGA	7	twice
FT	6	twice
FTA	8	vs. Utah State (2/16/25)
Ast	5	vs. Boise State (1/17/25)
Blk	2	twice
Stl	4	twice
Min	34	vs. Utah State (2/16/25)

Career Highs

18	at Boise State (2/19/25)
11	at Wyoming (1/7/25)
7	at Boise State (2/19/25)
10	at Wyoming (1/7/25)
3	twice
7	twice
6	twice
8	vs. Utah State (2/16/25)
5	vs. Boise State (1/17/25)
2	twice
4	twice
34	vs. Utah State (2/16/25)

MW Career Highs

18	at Boise State (2/19/25)
11	at Wyoming (1/7/25)
7	at Boise State (2/19/25)
10	at Wyoming (1/7/25)
3	twice
7	twice
6	twice
8	vs. Utah State (2/16/25)
5	vs. Boise State (1/17/25)
2	twice
4	twice
34	vs. Utah State (2/16/25)

5.8 PPG | 4.5 RPG | 22.4 MPG | 1.2 APG

2024-25 GAME-BY-GAME

Opponent	MP	FG-A	3G-A	FT-A	O-D-T	PF	A	TO	BS	ST	TP
Nicholls*	19	2-6	1-4	0-0	2-5-7	2	2	1	0	0	5
vs. UCLA*	24	2-2	2-2	0-0	0-2-2	3	3	1	0	0	6
A&M-Corpus Christi*	14	0-5	0-2	0-0	1-0-1	2	0	1	0	0	0
at St. John's*	9	0-0	0-0	0-0	0-0-0	0	0	1	0	0	0
Grambling State	9	1-3	0-0	0-0	0-0-0	1	1	0	0	1	2
Texas Southern	10	5-6	1-2	0-0	0-4-4	2	2	1	0	0	11
vs. Arizona State	16	2-5	0-0	0-0	1-0-1	3	0	1	0	1	4
vs. USC	8	0-1	0-1	0-0	0-0-0	0	0	0	0	1	0
San Jose State	31	4-5	1-1	0-1	1-6-7	2	3	0	0	1	9
New Mexico State	13	1-2	0-1	0-2	2-3-5	1	1	1	0	0	2
Western NM*	17	5-9	1-4	2-2	0-1-1	3	1	1	1	0	13
VCU*	33	1-6	0-1	0-0	5-4-9	3	0	1	0	0	2
at Colorado State*	24	4-4	2-2	0-1	1-3-4	3	1	1	1	4	10
at Fresno State*	16	1-4	0-1	1-2	1-3-4	3	1	0	1	1	3
Nevada*	27	1-3	1-2	6-6	2-6-8	4	0	0	0	0	9
at Wyoming*	31	6-10	3-6	1-1	2-9-11	1	0	0	0	0	16
San Diego State*	29	3-9	2-7	1-3	2-7-9	2	2	1	0	0	9
at San Jose State*	29	1-7	0-2	0-0	0-7-7	1	0	3	0	1	2
Boise State*	29	3-4	1-2	2-2	0-10-10	2	5	1	0	4	9
Fresno State*	19	3-5	0-1	0-0	0-3-3	2	1	0	0	1	6
at UNLV*	32	2-3	0-1	1-2	1-7-8	5	3	3	0	2	5
at Utah State*	25	0-5	0-3	0-1	0-4-4	3	1	3	0	0	0
Colorado State*	28	2-5	0-1	0-0	1-2-3	1	1	0	0	0	4
at Air Force*	20	5-9	0-2	0-0	0-1-1	2	1	1	0	0	10
Wyoming*	17	0-2	0-1	1-2	4-3-7	0	0	2	0	1	1
Utah State*	34	2-5	1-3	6-8	2-3-5	2	2	3	2	0	11
at Boise State*	28	7-9	3-5	1-2	1-3-4	5	1	2	0	0	18
at San Diego State*	23	2-6	1-3	4-5	2-4-6	1	1	1	0	1	9
Air Force*	19	1-4	0-2	2-2	0-2-2	3	0	0	0	0	4
at Nevada*	29	1-9	1-7	1-2	1-4-5	5	1	1	1	1	4
UNLV*	29	2-4	1-2	0-0	0-4-4	2	3	1	2	0	5
vs. San Jose State*	17	0-4	0-1	1-2	0-4-4	1	1	1	0	1	1
vs. Boise State*	31	1-6	1-4	0-0	3-0-3	3	1	0	0	2	3

\* game started

SEASON NOTES

- Scored a career-high 18 points (7-9 FG) at Boise State (Feb. 19)
- Had 11 points and five rebounds vs. Utah State (Feb. 16)
- Had 10 points at Air Force (Feb. 8)
- Had nine points (3-4 FG), 10 rebounds, career-high five assists and four steals vs. Boise State (Jan. 17)
- Had nine points and nine rebounds vs. San Diego State (Jan. 11)
- Had 16 points and a career-high 11 rebounds for first career double-double at Wyoming (Jan. 7)
- Had nine points and eight rebounds vs. Nevada (Jan. 3)
- Had 10 points (4-4 FG) and a career-high four steals at Colorado State (Dec. 28)
- Had a career-high nine rebounds vs. VCU (Dec. 18)
- Scored 13 points vs. Western New Mexico (Dec. 14)
- Had nine points (4-5 FG), seven rebounds and three assists vs. San Jose State (Dec. 4)
- Had four points vs. Arizona State (Nov. 28)
- Had 11 points (5-6 FG) vs. Texas Southern (Nov. 24)
- Had six points (2-2 3FG) vs. No. 22 UCLA (Nov. 8)
- Had five points and matched a career high with seven rebounds in his UNM debut and first career start vs. Nicholls

	2024-25	CAREER	STREAK
Double-Doubles	1		-
Double Figure Scoring	7	8	-
Double Figure Rebounds	2	2	-

CAREER STATISTICS

Year	G-GS	Min-Avg.	FG-FGA	Pct.	3FG-3FGA	Pct.	FT-FTA	Pct.	Off-Def.	Reb-Avg.	PF-DQ	Ast	TO	Blk	Stl	Pts-Avg
2022-23 %	14-0	54-3.9	7-13	.538	2-4	.500	2-3	.667	3-9	12-0.9	8-0	6	5	0	1	18-1.3
Conf	6-0	18-3.0	3-5	.600	1-1	1.000	1-2	.500	1-0	1-0.2	1-0	3	0	0	1	8-1.3
2023-24 %	20-0	111-5.6	16-39	.410	0-12	.000	13-15	.867	12-20	32-1.6	10-0	16	10	1	4	45-2.3
Conf	12-0	50-4.2	7-18	.389	0-5	.000	2-2	1.000	5-8	13-1.1	4-0	13	7	1	2	16-1.3
2024-25	33-27	739-22.4	70-167	.419	23-76	.303	30-46	.652	35-114	149-4.5	73-3	39	33	8	23	193-5.8
Conf	20-19	520-26.0	50-112	.446	17-54	.315	27-40	.675	21-91	112-5.6	49-3	27	23	7	17	144-7.2
CAREER	67-27	904-13.5	93-219	.425	25-92	.272	45-64	.703	50-143	193-2.9	91-3	61	48	9	28	256-3.8

% at Arizona



Season Highs

Pts	3	vs. Western New Mexico (12/14/24)
Reb	2	vs. Texas Southern (11/24/24)
FG	1	twice
FGA	2	twice
3FG	1	vs. Western New Mexico (12/14/24)
3FGA	2	vs. Western New Mexico (12/14/24)
FT	1	twice
FTA	4	at Air Force (2/8/25)
Ast	1	twice
Blk	--	
Stl	1	three times
Min	10	vs. Western New Mexico (12/14/24)

Career Highs

7	twice
4	vs. Texas Southern (11/6/23)
3	twice
6	vs. New Mexico State (12/2/23)
1	six times
4	vs. New Mexico State (12/2/23)
1	three times
4	at Air Force (2/8/25)
1	three times
2	vs. Air Force (3/13/24) <sup>MMT</sup>
2	four times
19	twice

MW Career Highs

2	twice
1	three times
1	twice
1	five times
--	
1	twice
1	twice
4	at Air Force (2/8/25)
--	
2	vs. Air Force (3/13/24) <sup>MMT</sup>
1	three times
6	twice

0.5 PPG | 0.5 RPG | 4.0 MPG |

2024-25 GAME-BY-GAME

Opponent	MP	FG-A	3G-A	FT-A	O-D-T	PF	A	TO	BS	ST	TP
Nicholls	1	0-0	0-0	0-0	0-0-0	0	0	0	0	0	0
vs. UCLA	2	0-1	0-1	0-0	0-0-0	0	0	0	0	0	0
A&M-Corpus Christi	4	0-0	0-0	0-0	0-1-1	0	0	1	0	0	0
at St. John's					-DNP-						
Grambling State	3	0-0	0-0	0-0	1-0-1	0	1	0	0	0	0
Texas Southern	8	1-2	0-0	0-1	1-1-2	1	0	0	0	0	2
vs. Arizona State					-DNP-						
vs. USC	2	0-0	0-0	0-0	0-0-0	2	0	1	0	0	0
San Jose State					-DNP-						
New Mexico State					-DNP-						
Western NM	10	1-2	1-2	0-0	0-1-1	1	1	0	0	1	3
VCU					-DNP-						
at Colorado State					-DNP-						
at Fresno State					-DNP-						
Nevada					-DNP-						
at Wyoming					-DNP-						
San Diego State	2	0-1	0-1	0-0	0-0-0	0	0	0	0	0	0
at San Jose State					-DNP-						
Boise State	3	0-0	0-0	0-0	0-0-0	0	0	0	0	0	0
Fresno State	6	0-0	0-0	0-0	0-0-0	0	0	1	0	0	0
at UNLV					-DNP-						
at Utah State	1	0-0	0-0	1-2	1-0-1	0	0	0	0	0	1
Colorado State					-DNP-						
at Air Force	6	0-1	0-1	1-4	0-1-1	2	0	0	0	1	1
Wyoming					-DNP-						
Utah State					-DNP-						
at Boise State					-DNP-						
at San Diego State					-DNP-						
Air Force	4	0-0	0-0	0-0	0-0-0	0	0	0	0	1	0
at Nevada					-DNP-						
UNLV					-DNP-						
vs. San Jose State					-DNP-						
vs. Boise State					-DNP-						

\* game started

SEASON NOTES

- Had one point, one rebound and one steal at Air Force (Feb. 8)
- Had one point and one rebound at Utah State (Feb. 1)
- Scored three points vs. Western New Mexico (Dec. 14)
- Had two points and two rebounds vs. Texas Southern (Nov. 24)
- Scored two points in the exhibition vs. UTEP (Oct. 28)

	2024-25	CAREER	STREAK
Double Figure Scoring	-	-	-

CAREER STATISTICS

Year	G-GS	Min-Avg.	FG-FGA	Pct.	3FG-3FGA	Pct.	FT-FTA	Pct.	Off-Def.	Reb-Avg.	PF-DQ	Ast	TO	Blk	Stl	Pts-Avg
2022-23									Redshirt season							
Conf	--															
2023-24	19-0	170-8.9	16-32	.500	5-17	.294	1-4	.250	7-20	27-1.4	25-0	1	6	3	11	38-2.0
Conf	4-0	16-4.0	1-2	.500	0-0	.000	0-0	.000	1-0	1-0.3	1-0	0	0	0	1	2-0.5
2024-25	13-0	52-4.0	2-7	.286	1-5	.200	2-7	.286	3-4	7-0.5	6-0	2	3	0	3	7-0.5
Conf	6-0	22-3.6	0-2	.000	0-2	.000	2-6	.333	1-1	2-0.3	2-0	0	1	0	2	2-0.3
CAREER	32-0	222-6.9	18-39	.462	6-22	.273	3-11	.273	10-24	34-1.1	31-0	3	9	3	14	45-1.4

Senior | Forward | 6-9 | 215 | Helsinki, Finland | HBA-Marsky [Dayton]



### Season Highs

Pts	28	vs. Arizona State (11/28/24)
Reb	13	vs. Nicholls (11/4/24)
FG	8	at Fresno State (12/31/24)
FGA	16	twice
3FG	4	twice
3FGA	11	vs. New Mexico State (12/7/24)
FT	13	vs. Arizona State (11/28/24)
FTA	14	vs. Arizona State (11/28/24)
Ast	4	vs. Nevada (1/3/25)
Blk	3	vs. San Diego State (1/11/25)
Stl	2	seven times
Min	39	vs. Nevada (1/3/25)

### Career Highs

Pts	28	vs. Arizona State (11/28/24)
Reb	13	vs. Nicholls (11/4/24)
FG	9	vs. La Salle (12/30/20) <sup>UD</sup>
FGA	16	twice
3FG	4	three times
3FGA	11	vs. New Mexico State (12/7/24)
FT	13	vs. Arizona State (11/28/24)
FTA	14	vs. Arizona State (11/28/24)
Ast	8	vs. Alcorn State (12/20/22) <sup>UD</sup>
Blk	3	twice
Stl	3	twice
Min	42	at Rhode Island (2/16/21) <sup>UD</sup>

### MW Career Highs

Pts	23	at Fresno State (12/31/24)
Reb	11	twice
FG	8	at Fresno State (12/31/24)
FGA	13	twice
3FG	4	at Fresno State (12/31/24)
3FGA	9	at Wyoming (2/6/24)
FT	6	three times
FTA	9	vs. San Jose State (12/4/24)
Ast	4	twice
Blk	3	twice
Stl	2	seven times
Min	39	vs. Nevada (1/3/25)

11.3 PPG | 5.4 RPG | 28.4 MPG | 1.4 APG

## 2024-25 GAME-BY-GAME

Opponent	MP	FG-A	3G-A	FT-A	O-D-T	PF	A	TO	BS	ST	TP
Nicholls*	32	5-15	1-9	2-2	5-8-13	3	2	0	2	0	13
vs. UCLA*	28	3-7	2-4	0-0	0-4-4	4	0	3	2	0	8
A&M-Corpus Christi*	27	3-9	1-5	5-6	2-5-7	3	2	4	2	2	12
at St. John's	34	6-14	4-7	0-0	0-4-4	2	3	0	1	1	16
Grambling State*	30	3-7	1-4	3-6	1-8-9	1	2	2	2	2	10
Texas Southern*	29	6-15	2-6	4-6	0-2-2	1	1	0	0	0	18
vs. Arizona State*	35	6-16	3-9	13-14	3-5-8	4	0	2	0	0	28
vs USC*	29	3-6	1-2	3-5	1-2-3	0	0	3	0	1	10
San Jose State*	37	6-12	1-3	6-9	5-4-9	2	3	0	2	1	19
New Mexico State*	38	2-16	2-11	4-4	5-3-8	3	2	0	0	2	10
Western NM*	21	4-7	1-3	0-0	0-1-1	2	1	0	0	1	9
VCU*	34	5-12	0-2	5-7	2-6-8	0	0	0	0	1	15
at Colorado State*	24	5-10	0-2	4-4	3-2-5	4	1	1	0	1	14
at Fresno State*	32	8-13	4-6	3-4	0-5-5	3	1	6	0	0	23
Nevada*	39	4-11	1-6	5-7	0-5-5	4	4	2	2	1	14
at Wyoming*	24	0-7	0-4	0-0	0-2-2	3	1	3	1	0	0
San Diego State*	33	4-12	0-4	2-6	4-7-11	2	2	0	3	2	10
at San Jose State*	26	4-9	1-2	0-0	2-0-2	0	1	2	0	0	9
Boise State*	32	3-8	1-5	4-4	0-3-3	1	2	0	1	1	11
Fresno State*	20	6-8	3-4	0-0	2-5-7	3	3	1	0	2	15
at UNLV*	21	0-2	0-1	2-4	1-2-3	2	1	2	1	0	2
at Utah State*	28	4-6	2-4	6-7	1-2-3	4	1	3	0	0	16
Colorado State*	22	2-7	2-4	0-0	2-5-7	2	0	0	1	0	6
at Air Force					-INJ-						
Wyoming*	17	1-4	0-2	0-0	1-2-3	0	0	1	0	0	2
Utah State					-INJ-						
at Boise State					-INJ-						
at San Diego State*	15	1-8	1-6	0-0	3-0-3	2	0	1	0	1	3
Air Force*	25	5-9	1-3	4-7	3-2-5	0	2	1	0	0	15
at Nevada*	25	2-9	2-6	2-4	2-2-4	3	0	0	1	1	8
UNLV*	29	2-6	0-1	2-5	4-3-7	1	3	3	0	2	6
vs. San Jose State*	31	3-12	0-6	0-1	1-3-4	3	2	0	0	2	6
vs. Boise State*	35	4-13	2-5	0-0	2-4-6	1	2	0	0	1	10

\* game started

## SEASON NOTES

- Tri-Captain
- Had 15 points vs. Air Force (Mar. 1)
- Scored 16 points at Utah State (Feb. 1)
- Scored 15 points (6-8 FG) vs. Fresno State (Jan. 20)
- Double-double with 10 points and 11 rebounds vs. San Diego State (Jan. 11)
- Scored 14 points vs. Nevada (Jan. 3)
- Had 23 points for first 20-point game in MW play at Fresno State (Dec. 31)
- Scored 14 points at Colorado State (Dec. 28)
- Had 15 points and eight rebounds vs. VCU (Dec. 18)
- Had 19 points and nine rebounds vs. San Jose St (Dec. 4)
- Scored a career high 28 points vs. Arizona State (Nov. 28)
- Had 18 points, including scoring his 1,000th career point vs. Texas Southern (Nov. 24)
- Team-high 16 points (tied career high with four 3-pointers) at No. 22 St. John's
- Had 12 points and seven rebounds vs. Texas A&M-Corpus Christi (Nov. 12)
- Scored eight points vs. No. 22 UCLA (Nov. 8)
- Had 13 points and a career-high 13 rebounds vs. Nicholls (Nov. 4)

	2024-25	CAREER	STREAK
Double-Doubles	2	5	-
Double Figure Scoring	19	69	1
20-Point Games	2	4	-
10-Rebound Games	2	6	-

## CAREER STATISTICS

Year	G-GS	Min-Avg.	FG-FGA	Pct.	3FG-3FGA	Pct.	FT-FTA	Pct.	Off-Def.	Reb-Avg.	PF-DQ	Ast	TO	Blk	Stl	Pts-Avg
2020-21 %	19-15	569-29.9	68-137	.496	26-68	.382	26-34	.765	24-83	107-5.6	45-1	24	31	8	13	188-9.9
Conf	16-14	481-30.1	57-117	.487	24-59	.407	22-29	.759	21-69	90-5.6	35-1	21	26	8	11	160-10.0
2021-22 %	35-1	693-19.8	65-163	.399	28-95	.295	37-51	.725	41-101	142-4.1	57-0	26	37	7	7	195-5.6
Conf	18-1	375-20.8	37-87	.425	14-44	.318	16-24	.667	23-49	72-4.0	27-0	15	16	5	3	104-5.8
2022-23 %	34-19	1006-29.6	103-233	.442	45-123	.366	66-83	.795	40-124	164-4.8	61-0	59	46	10	8	317-9.3
Conf	18-10	513-28.5	55-123	.447	21-54	.389	15-22	.682	15-67	82-4.6	32-0	28	19	9	6	146-8.1
2023-24	35-2	657-18.8	77-191	.403	28-96	.292	54-70	.771	36-85	121-3.5	75-0	23	25	9	20	236-6.7
Conf	18-0	383-21.3	53-113	.469	23-59	.390	33-39	.846	28-52	80-4.4	38-0	15	16	3	9	162-9.0
2024-25	30-30	852-28.4	110-290	.379	39-136	.287	79-112	.705	55-106	161-5.4	63-0	42	40	21	25	338-11.3
Conf	17-17	450-26.5	57-141	.404	19-63	.302	40-61	.656	33-51	84-4.9	36-0	25	26	12	12	173-10.2
CAREER	153-67	3774-24.7	423-1014	.417	166-518	.320	262-350	.749	196-499	695-4.5	301-1	174	179	55	73	1274-8.3

% at Dayton



## Season Highs

Pts	28	vs. Nicholls (11/4/24)
Reb	21	at Air Force (2/8/25)
FG	13	vs. UNLV (3/7/25)
FGA	19	vs. UNLV (3/7/25)
3FG	--	
3FGA	1	six times
FT	10	twice
FTA	13	vs. Colorado State (2/5/25)
Ast	4	twice
Blk	5	vs. Colorado State (2/5/25)
Stl	4	vs. New Mexico State (12/7/24)
Min	39	three times

## Career Highs

28	twice
21	at Air Force (2/8/25)
13	vs. UNLV (3/7/25)
19	vs. UNLV (3/7/25)
1	vs. North Alabama (11/20/21) <sup>Iona</sup>
1	15 times
10	four times
14	three times
5	twice
6	twice
5	at New Mexico State (12/15/23)
39	four times

## MW Career Highs

26	twice
21	at Air Force (2/8/25)
13	vs. UNLV (3/7/25)
19	vs. UNLV (3/7/25)
--	
1	three times
10	vs. Colorado State (2/5/25)
13	vs. Colorado State (2/5/25)
4	twice
5	three times
4	at San Jose State (1/24/24)
39	three times

14.0 PPG | 11.2 RPG | 31.3 MPG | 1.5 BPG

## 2024-25 GAME-BY-GAME

Opponent	MP	FG-A	3G-A	FT-A	O-D-T	PF	A	TO	BS	ST	TP
Nicholls*	36	9-15	0-0	10-12	6-10-16	2	2	3	3	2	28
vs. UCLA*	33	5-9	0-0	6-8	4-8-12	3	0	4	1	2	16
A&M-Corpus Christi*	16	5-6	0-0	0-3	3-6-9	4	2	1	2	2	10
at St. John's*	32	8-11	0-0	0-6	3-1-4	2	1	3	2	1	16
Grambling State*	29	3-7	0-1	1-2	1-10-11	2	3	2	3	2	7
Texas Southern*	23	2-4	0-1	4-6	1-7-8	3	1	2	3	2	8
vs. Arizona State*	25	1-3	0-0	1-1	2-5-7	4	1	5	0	1	3
vs. USC*	26	5-8	0-0	5-6	4-2-6	2	1	2	2	0	15
San Jose State*	35	5-11	0-0	6-6	2-8-10	3	2	2	0	1	16
New Mexico State*	37	7-17	0-1	2-5	7-10-17	1	2	1	2	4	1
Western NM*	16	2-5	0-0	2-2	3-3-6	1	0	3	0	0	6
VCU*	31	5-11	0-0	5-8	6-5-11	2	1	4	1	2	15
at Colorado State*	31	4-9	0-0	1-2	2-9-11	3	1	2	0	0	9
at Fresno State*	31	4-6	0-0	4-4	1-11-12	3	2	1	4	1	12
Nevada*	39	7-8	0-0	6-9	2-8-10	3	0	2	3	1	20
at Wyoming*	37	5-10	0-0	2-4	4-8-12	3	0	3	2	0	12
San Diego State*	30	3-10	0-0	0-0	4-5-9	3	2	2	1	0	6
at San Jose State*	20	7-10	0-1	6-8	2-4-6	4	0	0	1	0	20
Boise State*	32	7-14	0-0	2-2	1-8-9	3	1	3	1	2	16
Fresno State*	25	3-6	0-0	4-8	4-11-15	0	1	3	0	0	10
at UNLV*	36	8-16	0-0	6-10	7-11-18	2	1	0	1	0	22
at Utah State*	26	7-7	0-0	1-1	3-10-13	4	1	2	1	0	15
Colorado State*	38	4-9	0-0	10-13	2-9-11	2	4	2	5	3	18
at Air Force*	28	6-10	0-1	2-3	7-14-21	1	0	3	1	2	14
Wyoming*	30	4-6	0-0	3-6	3-5-8	4	2	5	2	3	11
Utah State*	31	4-10	0-0	7-8	1-4-5	3	1	1	0	1	15
at Boise State*	36	8-11	0-0	1-2	1-7-8	2	1	4	0	2	17
at San Diego State*	37	2-7	0-0	2-5	7-9-16	4	0	1	0	2	6
Air Force*	30	7-8	0-0	0-0	2-11-13	4	1	3	3	2	14
at Nevada*	38	3-8	0-1	3-4	1-14-15	2	0	2	1	1	9
UNLV*	39	13-19	0-0	0-3	2-14-16	3	4	1	3	2	26
vs. San Jose State*	39	6-16	0-0	2-5	8-10-18	2	0	3	2	0	14
vs. Boise State*	36	7-11	0-0	5-7	5-3-8	3	2	0	1	2	19

\* game started

## SEASON NOTES

- 1st Team All-Mountain West & MW All-Defensive Team
- Four-time MW Player of the Week (11/11, 1/6, 2/3, 2/10)
- Had 14 points and a UNM MWT record 18 rebounds vs. San Jose State (Mar. 13)
- Had 26 points (13-19 FG) and 16 rebounds vs. UNLV on his senior night (Mar. 7)
- 5th straight double-double with 14 points and a career-high 21 rebounds at Air Force (Feb. 8)
- Had 18 points, 11 boards, five blocks, four assists and three steals vs. Colorado State (Feb. 5)
- Had 15 points (7-7 FG) and 13 boards at Utah St (Feb. 1)
- Had 22 points and 18 rebounds at UNLV (Jan. 25)
- Had 20 points, including game-winning shot as time expired, and 10 rebounds vs. Nevada (Jan. 3)
- Had 16 points and 17 boards vs. New Mexico St (Dec. 7)
- Had 16 points and 12 rebounds vs. No. 22 UCLA (Nov. 8)
- Matched a career high with 28 points to go with 16 rebounds vs. Nicholls (Nov. 4)

## UNM CAREER RECORD BOOK

	Total	Rank	Up Next
Rebounds	665	9th	Alex Kirk (8th-685)
Blocks	100	T-9th	Joe Furstinger (8th-107)
Dbl-Dbls	25	T-7th	Drew Gordon (6th-32)

	2024-25	CAREER	STREAK
Double-Doubles	16	59	-
Double Figure Scoring	25	108	3
20-Point Games	4	13	-
10-Rebound Games	20	69	-

## CAREER STATISTICS

Year	G-GS	Min-Avg.	FG-FGA	Pct.	3FG-3FGA	Pct.	FT-FTA	Pct.	Off-Def.	Reb-Avg.	PF-DQ	Ast	TO	Blk	Stl	Pts-Avg
2020-21 %	18-16	499-27.7	81-136	.596	0-1	.000	37-58	.638	51-84	135-7.5	60-4	24	41	29	11	199-11.1
Conf	9-9	232-25.8	44-70	.629	0-1	.000	20-31	.645	23-36	59-6.6	34-3	8	25	14	3	108-12.0
2021-22 %	33-32	939-28.5	160-292	.548	1-3	.333	109-166	.657	108-164	272-8.2	76-0	49	69	62	36	430-13.0
Conf	20-19	540-27.0	92-160	.575	0-2	.000	58-92	.630	60-97	157-7.9	42-0	28	43	36	24	242-12.1
2022-23 %	35-34	1112-31.8	192-349	.550	0-5	.000	136-218	.624	124-202	326-9.3	96-2	39	66	52	42	520-14.9
Conf	20-20	633-31.7	104-200	.520	0-4	.000	90-147	.612	79-130	209-10.5	51-2	21	41	27	22	298-14.9
2023-24	36-36	944-26.2	127-231	.550	0-0	.000	67-128	.523	104-190	294-8.2	100-1	37	54	49	38	321-8.9
Conf	18-18	484-26.9	68-113	.602	0-0	.000	32-58	.552	52-96	148-8.2	52-1	18	25	28	19	168-9.3
2024-25	33-33	1032-31.3	176-318	.553	0-6	.000	109-169	.645	111-260	371-11.2	87-0	40	75	51	43	461-14.0
Conf	20-20	651-32.5	111-195	.569	0-3	.000	66-98	.673	58-180	238-11.9	56-0	24	42	29	23	288-14.4
CAREER	155-151	4526-29.2	736-1326	.555	1-15	.067	458-739	.620	498-900	1398-9.0	419-7	189	305	243	170	1931-12.5

% at Iona



Freshman | Forward | 6-10 | 240 | Toronto, Ont. | Dream City Christian



Season Highs

Pts	21	vs. Western New Mexico (12/14/24)
Reb	7	twice
FG	8	vs. Western New Mexico (12/14/24)
FGA	11	vs. Western New Mexico (12/14/24)
3FG	4	at San Diego State (2/25/25)
3FGA	6	at San Diego State (2/25/25)
FT	3	at Wyoming (1/7/25)
FTA	5	vs. Wyoming (2/12/25)
Ast	4	vs. Western New Mexico (12/14/24)
Blk	1	five times
Stl	3	vs. Western New Mexico (12/14/24)
Min	37	vs. Utah State (2/16/25)

Career Highs

Pts	21	vs. Western New Mexico (12/14/24)
Reb	7	twice
FG	8	vs. Western New Mexico (12/14/24)
FGA	11	vs. Western New Mexico (12/14/24)
3FG	4	at San Diego State (2/25/25)
3FGA	6	at San Diego State (2/25/25)
FT	3	at Wyoming (1/7/25)
FTA	5	vs. Wyoming (2/12/25)
Ast	4	vs. Western New Mexico (12/14/24)
Blk	1	five times
Stl	3	vs. Western New Mexico (12/14/24)
Min	37	vs. Utah State (2/16/25)

MW Career Highs

Pts	16	at San Diego State (2/25/25)
Reb	7	twice
FG	6	at San Diego State (2/25/25)
FGA	9	at San Diego State (2/25/25)
3FG	4	at San Diego State (2/25/25)
3FGA	6	at San Diego State (2/25/25)
FT	3	at Wyoming (1/7/25)
FTA	5	vs. Wyoming (2/12/25)
Ast	2	twice
Blk	1	five times
Stl	1	six times
Min	37	vs. Utah State (2/16/25)

4.0 PPG | 2.1 RPG | 12.1 MPG | 0.5 APG

2024-25 GAME-BY-GAME

Opponent	MP	FG-A	3G-A	FT-A	O-D-T	PF	A	TO	BS	ST	TP
Nicholls	8	0-1	0-1	2-4	0-1-1	1	0	0	0	1	2
vs. UCLA	2	0-0	0-0	0-0	0-0-0	2	0	0	0	0	0
A&M-Corpus Christi	2	0-0	0-0	0-0	0-0-0	1	0	0	0	0	0
at St. John's					-DNP-						
Grambling State	3	2-2	0-0	0-0	0-1-1	0	0	0	0	0	4
Texas Southern	10	1-4	1-3	0-0	0-1-1	1	1	0	0	0	3
vs. Arizona State	2	0-0	0-0	0-0	0-0-0	1	0	0	0	0	0
vs. USC	11	1-2	0-0	0-0	1-1-2	1	1	0	0	1	2
San Jose State	1	0-0	0-0	0-0	0-0-0	1	0	0	0	0	0
New Mexico State	7	1-2	0-0	1-1	1-0-1	1	0	0	0	0	3
Western NM	19	8-11	3-4	2-3	2-4-6	2	4	1	0	3	21
VCU	6	0-0	0-0	0-0	0-1-1	1	0	0	0	0	0
at Colorado State	16	2-2	1-1	0-0	0-0-0	0	1	0	0	0	5
at Fresno State	8	0-0	0-0	0-0	0-1-1	3	0	0	0	1	0
Nevada	6	1-1	1-1	0-0	0-1-1	0	0	0	0	0	3
at Wyoming	18	1-5	1-4	3-4	1-1-2	2	1	0	0	0	6
San Diego State	5	0-2	0-1	0-0	0-2-2	2	0	0	0	0	0
at San Jose State	15	2-3	2-2	0-0	2-2-4	0	0	0	0	0	6
Boise State	8	2-4	1-2	0-0	0-0-0	0	0	1	0	0	5
Fresno State	17	4-6	3-5	0-0	2-2-4	1	1	3	1	1	11
at UNLV	8	0-2	0-1	0-0	1-1-2	4	1	0	1	0	0
at Utah State	10	3-6	2-5	0-0	0-3-3	2	0	0	0	0	8
Colorado State	18	2-3	2-3	0-0	0-1-1	1	1	0	0	0	6
at Air Force*	22	1-3	0-2	1-1	1-6-7	0	0	1	0	1	3
Wyoming	23	3-3	3-3	1-5	1-2-3	1	0	1	0	0	10
Utah State*	37	2-8	0-4	1-1	3-4-7	1	0	0	0	1	5
at Boise State*	28	0-4	0-3	0-0	0-3-3	2	2	1	1	1	0
at San Diego State	25	6-9	4-6	0-0	0-4-4	3	0	3	0	1	16
Air Force	15	1-2	0-1	0-0	0-3-3	2	2	1	1	0	2
at Nevada	15	1-2	1-1	0-0	0-2-2	1	0	0	0	0	3
UNLV	11	1-2	1-2	0-0	0-1-1	1	0	0	0	0	3
vs. San Jose State	7	0-3	0-1	0-0	2-1-3	0	0	0	0	0	0
vs. Boise State	6	0-1	0-1	0-0	0-0-0	2	0	0	1	0	0

\* game started

SEASON NOTES

- Mountain West Freshman of the Week (Dec. 16)
- Had three points and two rebounds at Nevada (Mar. 4)
- Had 16 points (4-6 3FG) at San Diego State (Feb. 25)
- Had five points and seven boards vs. Utah State (Feb. 16)
- Had 10 points (3-3 3FG), including go-ahead three with 30 seconds left vs. Wyoming (Feb. 12)
- Had three points and a career-high seven rebounds in first career start at Air Force (Feb. 8)
- Scored six points (2-3 3FG) vs. Colorado State (Feb. 5)
- Had eight points and three rebounds at Utah State (Feb. 1)
- Had 11 points (4-6 FG) and four rebounds vs. Fresno State (Jan. 20)
- Scored five points vs. Boise State (Jan. 17)
- Had six points (2-2 3FG) and four rebounds at San Jose State (Jan. 14)
- Had six points and two rebounds at Wyoming (Jan. 7)
- Had five points (2-2 FG) at Colorado State (Dec. 28)
- Set career highs of 21 points, six rebounds, four assists and three steals vs. Western New Mexico (Dec. 14)
- Scored three points vs. Texas Southern (Nov. 24)
- Had four points (2-2 FG) vs. Grambling State (Nov. 21)
- Scored two points in his collegiate debut vs. Nicholls (Nov. 4)

	2024-25	CAREER	STREAK
Double Figure Scoring	4	4	-
20-Point Games	1	1	-

CAREER STATISTICS

Year	G-GS	Min-Avg.	FG-FGA	Pct.	3FG-3FGA	Pct.	FT-FTA	Pct.	Off-Def.	Reb-Avg.	PF-DQ	Ast	TO	Blk	Stl	Pts-Avg
2024-25	32-3	389-12.1	45-93	.484	26-57	.456	11-19	.579	17-49	66-2.1	40-0	15	12	5	11	127-4.0
Conf	20-3	306-15.3	32-67	.478	22-47	.468	6-11	.545	11-39	50-2.5	27-0	9	11	4	6	92-4.6
CAREER	32-3	389-12.1	45-93	.484	26-57	.456	11-19	.579	17-49	66-2.1	40-0	15	12	5	11	127-4.0



2024-25 New Mexico Men's Basketball  
Extended Season Box Score  
All games

Game Records

Record		Overall		Home		Away		Neutral	
ALL GAMES		26-7		16-1		7-4		3-2	
CONFERENCE		17-3		10-0		7-3		0-0	
NON-CONFERENCE		9-4		6-1		0-1		3-2	

Team Box Score Extended

No.	Player	GP-GS			Total			3-Point			F-Throw			Rebounds			PF			A/G			TO			A/TG			BLK/G			STL			PTS			AVG		
		GP	GS	MIN	AVG	FG-FGA	FG%	3FG-3FGA	3FG%	FT-FTA	FT%	OFF	DEF	TOT	AVG	P	DQ	A	A/G	TG	TO/G	A/TG	BLK	BLK/G	STL	STL/G	PTS	AVG												
2	DENT, Donovan	33-33		1158:36	35.1	241-485	.497	27-65	.415	171-219	.781	11	66	77	2.3	44	0	212	6.42	96	2.91	2.21	28	0.85	48	1.45	680	20.6												
23	JOSEPH, Nelly	33-33		1031:46	31.3	176-318	.553	0-6	.000	109-169	.645	111	260	371	11.2	87	0	40	1.21	75	2.27	0.53	51	1.55	43	1.30	461	14.0												
22	AMZIL, MUSTAPHA	30-30		852:19	28.4	110-290	.379	39-136	.287	79-112	.705	55	106	161	5.4	63	0	42	1.40	40	1.33	1.05	21	0.70	25	0.83	338	11.3												
3	WASHINGTON, TRU	32-31		890:15	27.8	129-303	.426	42-119	.353	59-94	.628	40	86	126	3.9	67	2	63	1.97	40	1.25	1.58	10	0.31	67	2.09	359	11.2												
0	NOLAND, CJ	32-7		665:08	20.8	90-221	.407	32-106	.302	43-58	.741	21	58	79	2.5	75	3	38	1.19	26	0.81	1.46	9	0.28	36	1.13	255	8.0												
8	BOROVICANIN, FILIP	33-27		739:30	22.4	70-167	.419	23-76	.303	30-46	.652	35	114	149	4.5	73	3	39	1.18	33	1.00	1.18	8	0.24	23	0.70	193	5.8												
24	MILICEVIC, JOVAN	32-3		388:39	12.1	45-93	.484	26-57	.456	11-19	.579	17	49	66	2.1	40	0	15	0.47	12	0.38	1.25	5	0.16	11	0.34	127	4.0												
1	APPELHANS, BRADEN	29-1		304:09	10.5	32-79	.405	28-64	.438	10-13	.769	5	17	22	0.8	26	1	14	0.48	5	0.17	2.80	5	0.17	9	0.31	102	3.5												
4	DOTSON, KAYDE	31-0		213:01	6.9	25-60	.417	15-36	.417	10-16	.625	1	11	12	0.4	25	0	24	0.77	15	0.48	1.60	2	0.06	13	0.42	75	2.4												
6	ALLY ATIKI, ATIKI	30-0		244:40	8.2	26-45	.578	0-0	.000	9-20	.450	26	48	74	2.5	46	0	9	0.30	12	0.40	0.75	25	0.83	10	0.33	61	2.0												
7	SACKO, IBRAHIMA	19-0		109:36	5.8	11-19	.579	1-4	.250	0-3	.000	4	18	22	1.2	27	0	2	0.11	6	0.32	0.33	5	0.26	5	0.26	23	1.2												
11	WEBB, QUINTON	13-0		52:22	4.0	2-7	.286	1-5	.200	2-7	.286	3	4	7	0.5	6	0	2	0.15	3	0.23	0.67	0	0.00	3	0.23	7	0.5												
Total		33		6650		957-2087	.459	234-674	.347	533-776	.687	404	893	1297	39.3	579	9	500	15.15	377	11.42	1.33	169	5.12	293	8.88	2681	81.2												
Opponents		33		6650		823-1920	.429	248-732	.339	441-663	.665	305	861	1166	35.3	636	11	484	14.67	506	15.33	0.96	135	4.09	229	6.94	2335	70.8												

Score by Periods

Team	1st	2nd	OT	TOT
New Mexico	1254	1405	22	2681
Opponents	1094	1214	27	2335



2024-25 New Mexico Men's Basketball  
Team Game-by-Game  
All games

Page 1/1  
as of Mar 15, 2025

				Total		3-Pointers		Free throws		Rebounds											
Opponent	Date	Score		FG-FGA	PCT	3FG-3FGA	PCT	FT-FTA	PCT	OFF	DEF	TOT	AVG	PF	A	TO	BLK	STL	PTS	AVG	
Nicholls	11/04/2024	91-84	W	31-81	.383	7-36	.194	22-32	.688	18	32	50	50.0	16	18	8	10	10	91	91.0	
vs UCLA	11/08/2024	72-64	W	25-49	.510	6-15	.400	16-23	.696	8	26	34	42.0	26	14	24	3	12	72	81.5	
A&M-Corpus Christi	11/12/2024	100-81	W	33-62	.532	9-23	.391	25-39	.641	11	26	37	40.3	28	22	14	9	15	100	87.7	
at St. John's (NY)	11/17/2024	71-85	L	28-64	.438	8-18	.444	7-18	.389	16	16	32	38.3	17	19	11	5	9	71	83.5	
Grambling	11/21/2024	80-58	W	28-60	.467	7-18	.389	17-26	.654	10	34	44	39.4	14	23	16	9	14	80	82.8	
Texas Southern	11/24/2024	99-68	W	38-75	.507	11-27	.407	12-21	.571	14	29	43	40.0	16	19	7	9	10	99	85.5	
vs Arizona St.	11/28/2024	82-85	L	24-63	.381	6-16	.375	28-32	.875	14	24	38	39.7	26	10	11	3	6	82	85.0	
vs Southern California	11/29/2024	83-73	W	30-58	.517	7-21	.333	16-24	.667	11	21	32	38.8	14	17	14	5	8	83	84.8	
San Jose St.	12/04/2024	83-77	W	28-65	.431	7-17	.412	20-30	.667	16	26	42	39.1	13	17	9	4	7	83	84.6	
New Mexico St.	12/07/2024	83-89	Lot	30-84	.357	10-32	.313	13-22	.591	23	23	46	39.8	18	17	6	5	9	83	84.4	
Western N.M.	12/14/2024	122-70	W	47-78	.603	14-28	.500	14-17	.824	15	26	41	39.9	17	31	11	5	17	122	87.8	
VCU	12/18/2024	78-71	W	27-64	.422	3-11	.273	21-30	.700	16	31	47	40.5	19	6	11	1	7	78	87.0	
at Colorado St.	12/28/2024	76-68	W	31-63	.492	7-15	.467	7-9	.778	11	21	32	39.8	15	13	12	1	10	76	86.2	
at Fresno St.	12/31/2024	103-89	W	41-70	.586	9-23	.391	12-15	.800	6	30	36	39.6	19	21	16	8	10	103	87.4	
Nevada	01/03/2025	82-81	Wot	23-49	.469	5-18	.278	31-41	.756	6	29	35	39.3	26	14	15	7	5	82	87.0	
at Wyoming	01/07/2025	61-53	W	19-57	.333	5-21	.238	18-22	.818	10	34	44	39.6	17	8	10	5	7	61	85.4	
San Diego St.	01/11/2025	62-48	W	24-67	.358	6-28	.214	8-20	.400	18	33	51	40.2	16	13	9	7	7	62	84.0	
at San Jose St.	01/14/2025	70-71	L	27-66	.409	3-15	.200	13-19	.684	11	27	38	40.1	14	10	8	3	7	70	83.2	
Boise St.	01/17/2025	84-65	W	31-57	.544	7-15	.467	15-15	1.000	3	26	29	39.5	14	22	11	5	9	84	83.3	
Fresno St.	01/20/2025	95-67	W	38-78	.487	13-30	.433	6-11	.545	15	39	54	40.3	15	23	13	4	8	95	83.9	
at UNLV	01/25/2025	75-73	W	28-59	.475	3-13	.231	16-24	.667	15	28	43	40.4	22	10	11	4	5	75	83.4	
at Utah St.	02/01/2025	82-63	W	28-58	.483	7-22	.318	19-27	.704	12	36	48	40.7	22	12	15	5	4	82	83.4	
Colorado St.	02/05/2025	87-65	W	30-56	.536	9-14	.643	18-24	.750	9	26	35	40.5	15	13	7	7	9	87	83.5	
at Air Force	02/08/2025	88-53	W	33-70	.471	8-23	.348	14-22	.636	12	36	48	40.8	14	10	7	5	11	88	83.7	
Wyoming	02/12/2025	71-67	W	23-55	.418	7-20	.350	18-34	.529	12	24	36	40.6	15	10	13	3	10	71	83.2	
Utah St.	02/16/2025	82-79	W	24-52	.462	7-20	.350	27-34	.794	14	21	35	40.4	15	10	14	9	8	82	83.2	
at Boise St.	02/19/2025	78-86	L	29-57	.509	7-18	.389	13-17	.765	6	24	30	40.0	24	18	15	4	7	78	83.0	
at San Diego St.	02/25/2025	65-73	L	22-64	.344	9-28	.321	12-16	.750	14	25	39	40.0	18	10	13	3	10	65	82.3	
Air Force	03/01/2025	92-71	W	34-64	.531	4-18	.222	20-25	.800	10	23	33	39.7	16	16	12	4	12	92	82.7	
at Nevada	03/04/2025	71-67	W	23-57	.404	9-27	.333	16-22	.727	7	30	37	39.6	20	12	10	4	8	71	82.3	
UNLV	03/07/2025	81-67	W	31-58	.534	3-10	.300	16-27	.593	10	25	35	39.5	11	18	8	5	9	81	82.2	
vs San Jose St.	03/13/2025	63-52	W	24-64	.375	5-16	.313	10-20	.500	17	25	42	39.6	11	10	10	6	6	63	81.6	
vs Boise St.	03/14/2025	69-72	L	25-63	.397	6-18	.333	13-18	.722	14	17	31	39.3	16	14	6	2	7	69	81.2	
Total		2681		957-2087	.459	234-674	.347	533-776	.687	404	893	1297	39.3	579	500	377	169	293	2681	81.2	
Opponents		2335		823-1920	.429	248-732	.339	441-663	.665	305	861	1166	35.3	636	484	506	135	229	2335	70.8	

New Mexico Averages

Games Played	Points/game	FG Pct	3FG Pct	FT Pct	Rebounds/game	Assists/game	Turnovers/game	Assist/Turnover ratio	Steals/game	Blocks/game
33	81.2	45.9	34.7	68.7	39.3	15.2	11.4	1.3	8.9	5.1



# 2024-25 New Mexico Men's Basketball Opponents Game-by-Game All games

Page 1/1  
as of Mar 15, 2025

				Total		3-Pointers		Free throws		Rebounds											
Opponent	Date	Score		FG-FGA	PCT	3FG-3FGA	PCT	FT-FTA	PCT	OFF	DEF	TOT	AVG	PF	A	TO	BLK	STL	PTS	AVG	
Nicholls	11/04/2024	91-84	W	30-72	.417	15-37	.405	9-16	.563	14	35	49	49.0	24	18	17	4	4	84	84.0	
vs UCLA	11/08/2024	72-64	W	20-55	.364	5-23	.217	19-27	.704	14	20	34	41.5	24	13	21	3	12	64	74.0	
A&M-Corpus Christi	11/12/2024	100-81	W	29-55	.527	5-16	.313	18-35	.514	9	30	39	40.7	26	20	22	4	7	81	76.3	
at St. John's (NY)	11/17/2024	71-85	L	34-68	.500	4-18	.222	13-20	.650	22	27	49	42.8	17	20	16	4	8	85	78.5	
Grambling	11/21/2024	80-58	W	22-62	.355	7-19	.368	7-15	.467	11	27	38	41.8	24	17	22	3	9	58	74.4	
Texas Southern	11/24/2024	99-68	W	23-59	.390	9-18	.500	13-17	.765	9	27	36	40.8	18	14	20	3	4	68	73.3	
vs Arizona St.	11/28/2024	82-85	L	26-55	.473	9-19	.474	24-32	.750	9	25	34	39.9	21	16	10	4	5	85	75.0	
vs Southern California	11/29/2024	83-73	W	27-55	.491	7-17	.412	12-18	.667	8	24	32	38.9	18	13	16	0	11	73	74.8	
San Jose St.	12/04/2024	83-77	W	25-56	.446	10-21	.476	17-21	.810	7	24	31	38.0	22	13	10	7	6	77	75.0	
New Mexico St.	12/07/2024	83-89	Lot	32-62	.516	14-31	.452	11-17	.647	8	37	45	38.7	20	18	17	3	4	89	76.4	
Western N.M.	12/14/2024	122-70	W	28-59	.475	7-20	.350	7-12	.583	7	17	24	37.4	14	11	24	5	8	70	75.8	
VCU	12/18/2024	78-71	W	24-57	.421	10-31	.323	13-24	.542	7	26	33	37.0	21	13	12	6	8	71	75.4	
at Colorado St.	12/28/2024	76-68	W	27-60	.450	6-23	.261	8-8	1.000	12	23	35	36.8	9	19	17	6	9	68	74.8	
at Fresno St.	12/31/2024	103-89	W	29-67	.433	10-22	.455	21-31	.677	10	24	34	36.6	15	10	15	4	10	89	75.9	
Nevada	01/03/2025	82-81	Wot	25-59	.424	8-19	.421	23-35	.657	9	23	32	36.3	28	15	10	7	9	81	76.2	
at Wyoming	01/07/2025	61-53	W	19-59	.322	5-19	.263	10-17	.588	9	32	41	36.6	19	11	11	6	2	53	74.8	
San Diego St.	01/11/2025	62-48	W	17-48	.354	5-16	.313	9-17	.529	3	32	35	36.5	19	10	14	8	5	48	73.2	
at San Jose St.	01/14/2025	70-71	L	28-65	.431	10-22	.455	5-8	.625	11	31	42	36.8	15	13	14	2	4	71	73.1	
Boise St.	01/17/2025	84-65	W	25-57	.439	5-24	.208	10-13	.769	7	22	29	36.4	15	16	17	4	7	65	72.6	
Fresno St.	01/20/2025	95-67	W	25-69	.362	5-25	.200	12-15	.800	7	28	35	36.4	11	17	14	5	9	67	72.4	
at UNLV	01/25/2025	75-73	W	23-54	.426	8-21	.381	19-29	.655	12	23	35	36.3	18	14	12	4	7	73	72.4	
at Utah St.	02/01/2025	82-63	W	24-64	.375	5-31	.161	10-23	.435	10	23	33	36.1	21	16	9	5	9	63	72.0	
Colorado St.	02/05/2025	87-65	W	20-58	.345	5-23	.217	20-24	.833	14	20	34	36.0	19	9	11	2	4	65	71.7	
at Air Force	02/08/2025	88-53	W	17-54	.315	7-24	.292	12-19	.632	4	30	34	36.0	18	14	18	2	6	53	70.9	
Wyoming	02/12/2025	71-67	W	28-52	.538	7-13	.538	4-14	.286	6	30	36	36.0	23	14	18	5	6	67	70.7	
Utah St.	02/16/2025	82-79	W	28-59	.475	10-26	.385	13-16	.813	12	15	27	35.6	29	18	14	3	12	79	71.0	
at Boise St.	02/19/2025	78-86	L	25-52	.481	10-24	.417	26-32	.813	7	23	30	35.4	15	20	13	1	10	86	71.6	
at San Diego St.	02/25/2025	65-73	L	25-52	.481	9-21	.429	14-22	.636	6	29	35	35.4	19	16	15	8	10	73	71.6	
Air Force	03/01/2025	92-71	W	25-56	.446	8-21	.381	13-19	.684	10	24	34	35.3	20	17	20	3	5	71	71.6	
at Nevada	03/04/2025	71-67	W	25-56	.446	4-19	.211	13-20	.650	5	29	34	35.3	17	16	11	3	4	67	71.5	
UNLV	03/07/2025	81-67	W	25-56	.446	6-20	.300	11-16	.688	7	23	30	35.1	20	9	16	3	5	67	71.3	
vs San Jose St.	03/13/2025	63-52	W	20-56	.357	6-22	.273	6-8	.750	8	31	39	35.3	19	9	18	4	6	52	70.7	
vs Boise St.	03/14/2025	69-72	L	23-52	.442	7-27	.259	19-23	.826	11	27	38	35.3	18	15	12	4	4	72	70.8	
Total		2335		823-1920	.429	248-732	.339	441-663	.665	305	861	1166	35.3	636	484	506	135	229	2335	70.8	
New Mexico		2681		957-2087	.459	234-674	.347	533-776	.687	404	893	1297	39.3	579	500	377	169	293	2681	81.2	

## Opponents Averages

Games Played	Points/game	FG Pct	3FG Pct	FT Pct	Rebounds/game	Assists/game	Turnovers/game	Assist/Turnover ratio	Steals/game	Blocks/game
33	70.8	42.9	33.9	66.5	35.3	14.7	15.3	1.0	6.9	4.1





2024-25 New Mexico Men's Basketball  
Points-rebounds-assists  
All games

Page 1/2  
as of Mar 15, 2025

Opponent	Date	Score	0	1	2	3	4	6	7	8	11	22	23
Nicholls	11/04/2024	91-84	W	10-3-1	3-0-0	15-0-11	12-4-0	3-0-0	0-1-0	DNP	5-7-2	13-13-2	28-16-2
vs UCLA	11/08/2024	72-64	W	13-1-1	3-1-0	17-1-8	3-5-2	0-1-0	4-1-0	2-1-0	6-2-3	8-4-0	16-12-0
A&M-Corpus Christi	11/12/2024	100-81	W	5-3-1	3-2-0	25-0-10	15-5-2	18-1-3	9-5-2	3-1-0	0-1-0	12-7-2	10-9-2
at St. John's (NY)	11/17/2024	71-85	L	15-4-3	0-1-1	12-3-6	9-2-2	0-1-1	1-6-2	2-1-0	0-0-0	DNP	16-4-1
Grambling	11/21/2024	80-58	W	8-4-3	6-1-0	22-2-8	15-3-0	1-0-4	5-6-1	0-4-0	2-0-1	10-9-2	7-11-3
Texas Southern	11/24/2024	99-68	W	6-8-1	3-0-2	11-2-5	19-10-3	10-0-2	4-2-1	4-1-0	11-4-2	18-2-1	8-8-1
vs Arizona St.	11/28/2024	82-85	L	13-4-2	0-1-0	30-1-7	2-5-0	0-0-0	2-5-0	0-1-0	4-1-0	DNP	3-7-1
vs Southern California	11/29/2024	83-73	W	6-3-0	9-1-0	17-6-11	20-4-4	0-0-0	4-3-0	DNP	0-0-0	10-3-0	15-6-1
San Jose St.	12/04/2024	83-77	W	DNP	3-2-1	20-3-5	13-5-2	0-0-1	3-1-0	0-0-0	9-7-3	DNP	16-10-2
New Mexico St.	12/07/2024	83-89	Lot	7-0-3	14-0-1	15-3-4	8-5-1	6-2-3	DNP	2-1-0	2-5-1	DNP	16-17-2
Western N.M.	12/14/2024	122-70	W	9-2-3	18-4-1	11-1-8	12-5-5	8-0-6	8-10-1	4-1-0	13-1-1	9-1-1	6-6-0
VCU	12/18/2024	78-71	W	0-3-1	4-1-0	40-5-4	DNP	2-3-0	0-0-0	DNP	2-9-0	DNP	15-11-1
at Colorado St.	12/28/2024	76-68	W	11-4-1	3-1-1	14-2-6	2-2-1	6-0-0	2-0-0	DNP	10-4-1	DNP	9-11-1
at Fresno St.	12/31/2024	103-89	W	23-3-3	3-0-0	18-5-6	14-1-6	5-0-0	0-3-1	2-1-1	3-4-1	DNP	12-12-2
Nevada	01/03/2025	82-81	Wot	7-3-2	3-1-2	20-0-6	6-1-0	0-0-0	0-2-0	DNP	9-8-0	DNP	20-10-0
at Wyoming	01/07/2025	61-53	W	2-1-0	0-0-0	22-3-6	3-3-0	0-1-0	0-0-0	DNP	16-11-0	DNP	12-12-0
San Diego St.	01/11/2025	62-48	W	2-1-0	0-0-0	16-1-5	13-5-1	3-1-1	3-2-0	0-2-0	9-9-2	10-11-2	6-9-2
at San Jose St.	01/14/2025	70-71	L	3-5-2	2-0-0	17-2-5	6-3-2	0-0-0	5-4-0	0-0-0	2-7-0	DNP	20-6-0
Boise St.	01/17/2025	84-65	W	9-1-1	DNP	16-1-7	13-2-5	5-0-1	0-1-0	0-0-0	9-10-5	11-3-2	16-9-1
Fresno St.	01/20/2025	95-67	W	8-5-3	6-2-2	20-4-9	13-1-2	0-0-1	2-4-0	4-3-0	6-3-1	15-7-3	10-15-1
at UNLV	01/25/2025	75-73	W	3-4-0	0-0-0	34-1-2	9-4-2	0-0-0	0-0-0	DNP	5-8-3	DNP	22-18-1
at Utah St.	02/01/2025	82-63	W	11-2-1	0-1-0	14-4-6	13-8-1	2-0-1	2-5-0	DNP	0-4-1	1-1-0	15-13-1
Colorado St.	02/05/2025	87-65	W	19-2-2	DNP	19-6-4	15-3-1	0-0-0	0-0-0	DNP	4-3-1	DNP	18-11-4
at Air Force	02/08/2025	88-53	W	8-0-0	5-0-1	25-2-6	16-5-1	6-1-0	0-4-1	0-4-0	10-1-1	DNP	14-21-0
Wyoming	02/12/2025	71-67	W	12-2-1	0-0-0	20-6-7	15-3-0	0-0-0	0-1-0	DNP	1-7-0	DNP	11-8-2
Utah St.	02/16/2025	82-79	W	0-0-0	2-1-0	23-3-3	25-5-4	DNP	1-4-0	0-0-0	11-5-2	DNP	15-5-1
at Boise St.	02/19/2025	78-86	L	12-3-0	3-0-0	17-3-11	9-4-3	0-1-0	2-0-0	0-1-0	18-4-1	DNP	17-8-1
at San Diego St.	02/25/2025	65-73	L	3-5-1	DNP	26-0-7	2-2-1	0-0-0	0-0-0	DNP	9-6-1	DNP	6-16-0
Air Force	03/01/2025	92-71	W	14-1-1	6-0-0	23-1-6	14-4-3	0-0-0	DNP	0-0-1	4-2-0	15-5-2	14-13-1
at Nevada	03/04/2025	71-67	W	8-0-0	3-0-1	33-2-7	3-3-3	DNP	0-1-0	DNP	4-5-1	DNP	9-15-0
UNLV	03/07/2025	81-67	W	2-0-0	0-0-0	20-0-6	19-4-2	0-0-0	DNP	0-0-0	5-4-3	DNP	26-16-4
vs San Jose St.	03/13/2025	63-52	W	6-1-1	DNP	25-2-5	11-5-1	0-0-0	0-0-0	DNP	1-4-1	DNP	14-18-0
vs Boise St.	03/14/2025	69-72	L	0-1-0	0-2-1	23-2-5	10-5-3	0-0-0	4-3-0	DNP	3-3-1	DNP	19-8-2



2024-25 New Mexico Men's Basketball  
Points-rebounds-assists  
All games

Opponent	Date	Score	24 MILICEVIC,
Nicholls	11/04/2024	91-84	W 2-1-0
vs UCLA	11/08/2024	72-64	W 0-0-0
A&M-Corpus Christi	11/12/2024	100-81	W 0-0-0
at St. John's (NY)	11/17/2024	71-85	L DNP
Grambling	11/21/2024	80-58	W 4-1-0
Texas Southern	11/24/2024	99-68	W 3-1-1
vs Arizona St.	11/28/2024	82-85	L 0-0-0
vs Southern California	11/29/2024	83-73	W 2-2-1
San Jose St.	12/04/2024	83-77	W 0-0-0
New Mexico St.	12/07/2024	83-89	Lot 3-1-0
Western N.M.	12/14/2024	122-70	W 21-6-4
VCU	12/18/2024	78-71	W 0-1-0
at Colorado St.	12/28/2024	76-68	W 5-0-1
at Fresno St.	12/31/2024	103-89	W 0-1-0
Nevada	01/03/2025	82-81	Wot 3-1-0
at Wyoming	01/07/2025	61-53	W 6-2-1
San Diego St.	01/11/2025	62-48	W 0-2-0
at San Jose St.	01/14/2025	70-71	L 6-4-0
Boise St.	01/17/2025	84-65	W 5-0-0
Fresno St.	01/20/2025	95-67	W 11-4-1
at UNLV	01/25/2025	75-73	W 0-2-1
at Utah St.	02/01/2025	82-63	W 8-3-0
Colorado St.	02/05/2025	87-65	W 6-1-1
at Air Force	02/08/2025	88-53	W 3-7-0
Wyoming	02/12/2025	71-67	W 10-3-0
Utah St.	02/16/2025	82-79	W 5-7-0
at Boise St.	02/19/2025	78-86	L 0-3-2
at San Diego St.	02/25/2025	65-73	L 16-4-0
Air Force	03/01/2025	92-71	W 2-3-2
at Nevada	03/04/2025	71-67	W 3-2-0
UNLV	03/07/2025	81-67	W 3-1-0
vs San Jose St.	03/13/2025	63-52	W 0-3-0
vs Boise St.	03/14/2025	69-72	L 0-0-0



# 2024-25 New Mexico Men's Basketball Combined Team Statistics In Conference games

Page 1/1  
as of Mar 08, 2025

## Game Records

Record	Overall	Home	Away	Neutral
ALL GAMES	17-3	10-0	7-3	0-0
CONFERENCE	17-3	10-0	7-3	0-0
NON-CONFERENCE	0-0	0-0	0-0	0-0

## Score by Periods

Team	1st	2nd	OT	TOT
New Mexico	742	834	12	1588
Opponents	661	711	11	1383

## Team Box Score

No.	Player				Total		3-Point		F-Throw		Rebounds													
		GP-GS	MIN	AVG	FG-FGA	FG%	3FG-3FGA	3FG%	FT-FTA	FT%	OFF	DEF	TOT	AVG	PF	DQ	A	TO	BLK	STL	PTS	AVG		
2	DENT, Donovan	20-20	718:15	35.9	150-307	.489	14-42	.333	103-125	.824	4	45	49	2.5	26	0	120	59	17	31	417	20.9		
23	JOSEPH, Nelly	20-20	650:53	32.5	111-195	.569	0-3	.000	66-98	.673	58	180	238	11.9	56	0	24	42	29	23	288	14.4		
3	WASHINGTON, Tru	20-20	557:45	27.9	78-179	.436	27-79	.342	40-65	.615	18	50	68	3.4	41	1	40	21	9	40	223	11.2		
22	AMZIL, Mustapha	17-17	450:12	26.5	57-141	.404	19-63	.302	40-61	.656	33	51	84	4.9	36	0	25	26	12	12	173	10.2		
0	NOLAND, CJ	19-0	383:49	20.2	58-129	.450	18-56	.321	23-29	.793	11	31	42	2.2	36	0	18	15	3	12	157	8.3		
8	BOROVICANIN, Filip	20-19	519:43	26.0	50-112	.446	17-54	.315	27-40	.675	21	91	112	5.6	49	3	27	23	7	17	144	7.2		
24	MILICEVIC, Jovan	20-3	305:40	15.3	32-67	.478	22-47	.468	6-11	.545	11	39	50	2.5	27	0	9	11	4	6	92	4.6		
1	APPELHANS, Braden	17-1	159:58	9.4	12-41	.293	11-32	.344	4-4	1.000	3	5	8	0.5	13	0	8	3	3	5	39	2.3		
4	DOTSON, Kayde	18-0	88:47	4.9	9-25	.360	7-16	.438	2-2	1.000	0	4	4	0.2	12	0	5	9	2	6	27	1.5		
6	ALLY ATIKI, Atiki	18-0	123:35	6.9	7-17	.412	0-0	.000	6-11	.545	10	22	32	1.8	30	0	2	8	10	7	20	1.1		
7	SACKO, Ibrahima	11-0	44:49	4.1	3-7	.429	0-1	.000	0-2	.000	3	8	11	1.0	13	0	2	0	1	2	6	0.5		
11	WEBB, Quinton	6-0	21:35	3.6	0-2	.000	0-2	.000	2-6	.333	1	1	2	0.3	2	0	0	1	0	2	2	0.3		
Team											44	36	80					10						
Total		20	4025		567-1222	.464	135-395	.342	319-454	.703	217	563	780	39.0	341	4	280	228	97	163	1588	79.4		
Opponents		20	4025		485-1153	.421	143-434	.329	270-399	.677	168	508	676	33.8	372	6	287	279	88	139	1383	69.2		

## Team Statistics

	UNM	OPP
Scoring	1588	1383
Points per game	79.4	69.2
Scoring margin	+10.3	-
Field goals-att	567-1222	485-1153
Field goal pct	.464	.421
3 point fg-att	135-395	143-434
3-point FG pct	.342	.329
3-pt FG made per game	6.8	7.2
Free throws-att	319-454	270-399
Free throw pct	.703	.677
F-Throws made per game	16.0	13.5
Rebounds	780	676
Rebounds per game	39.0	33.8
Rebounding margin	+5.2	-
Assists	280	287
Assists per game	14.0	14.4
Turnovers	228	279
Turnovers per game	11.4	14.0
Turnover margin	+2.6	-
Assist/turnover ratio	1.2	1.0
Steals	163	139
Steals per game	8.2	7.0
Blocks	97	88
Blocks per game	4.9	4.4
Winning streak	3	-
Home win streak	10	-
Attendance	139502	65598
Home games-Avg/Game	10-13950	10-6560
Neutral site-Avg/Game	-	0-0

## Team Results

Date	Opponent		Score	Att.
12/04/2024	San Jose St.	W	83-77	10658
12/28/2024	at Colorado St.	W	76-68	4772
12/31/2024	at Fresno St.	W	103-89	5583
01/03/2025	Nevada	Wot	82-81	14622
01/07/2025	at Wyoming	W	61-53	2938
01/11/2025	San Diego St.	W	62-48	15428
01/14/2025	at San Jose St.	L	70-71	1853
01/17/2025	Boise St.	W	84-65	14519
01/20/2025	Fresno St.	W	95-67	13111
01/25/2025	at UNLV	W	75-73	6158
02/01/2025	at Utah St.	W	82-63	10270
02/05/2025	Colorado St.	W	87-65	13436
02/08/2025	at Air Force	W	88-53	2619
02/12/2025	Wyoming	W	71-67	11852
02/16/2025	Utah St.	W	82-79	15411
02/19/2025	at Boise St.	L	78-86	11110
02/25/2025	at San Diego St.	L	65-73	12414
03/01/2025	Air Force	W	92-71	15054
03/04/2025	at Nevada	W	71-67	7881
03/07/2025	UNLV	W	81-67	15411



# 2024-25 New Mexico Men's Basketball Combined Team Statistics All games

Page 1/1  
as of Mar 15, 2025

## Game Records

Record	Overall	Home	Away	Neutral
ALL GAMES	26-7	16-1	7-4	3-2
CONFERENCE	17-3	10-0	7-3	0-0
NON-CONFERENCE	9-4	6-1	0-1	3-2

## Score by Periods

Team	1st	2nd	OT	TOT
New Mexico	1254	1405	22	2681
Opponents	1094	1214	27	2335

## Team Box Score

No. Player					Total		3-Point		F-Throw		Rebounds											
		GP-GS	MIN	AVG	FG-FGA	FG%	3FG-3FGA	3FG%	FT-FTA	FT%	OFF	DEF	TOT	AVG	PF	DQ	A	TO	BLK	STL	PTS	AVG
2	DENT, Donovan	33-33	1158:36	35.1	241-485	.497	27-65	.415	171-219	.781	11	66	77	2.3	44	0	212	96	28	48	680	20.6
23	JOSEPH, Nelly	33-33	1031:46	31.3	176-318	.553	0-6	.000	109-169	.645	111	260	371	11.2	87	0	40	75	51	43	461	14.0
22	AMZIL, Mustapha	30-30	852:19	28.4	110-290	.379	39-136	.287	79-112	.705	55	106	161	5.4	63	0	42	40	21	25	338	11.3
3	WASHINGTON, Tru	32-31	890:15	27.8	129-303	.426	42-119	.353	59-94	.628	40	86	126	3.9	67	2	63	40	10	67	359	11.2
0	NOLAND, CJ	32-7	665:08	20.8	90-221	.407	32-106	.302	43-58	.741	21	58	79	2.5	75	3	38	26	9	36	255	8.0
8	BOROVICANIN, Filip	33-27	739:30	22.4	70-167	.419	23-76	.303	30-46	.652	35	114	149	4.5	73	3	39	33	8	23	193	5.8
24	MILICEVIC, Jovan	32-3	388:39	12.1	45-93	.484	26-57	.456	11-19	.579	17	49	66	2.1	40	0	15	12	5	11	127	4.0
1	APPELHANS, Braden	29-1	304:09	10.5	32-79	.405	28-64	.438	10-13	.769	5	17	22	0.8	26	1	14	5	5	9	102	3.5
4	DOTSON, Kayde	31-0	213:01	6.9	25-60	.417	15-36	.417	10-16	.625	1	11	12	0.4	25	0	24	15	2	13	75	2.4
6	ALLY ATIKI, Atiki	30-0	244:40	8.2	26-45	.578	0-0	.000	9-20	.450	26	48	74	2.5	46	0	9	12	25	10	61	2.0
7	SACKO, Ibrahima	19-0	109:36	5.8	11-19	.579	1-4	.250	0-3	.000	4	18	22	1.2	27	0	2	6	5	5	23	1.2
11	WEBB, Quinton	13-0	52:22	4.0	2-7	.286	1-5	.200	2-7	.286	3	4	7	0.5	6	0	2	3	0	3	7	0.5
Team											75	56	131					14				
Total		33	6650		957-2087	.459	234-674	.347	533-776	.687	404	893	1297	39.3	579	9	500	377	169	293	2681	81.2
Opponents		33	6650		823-1920	.429	248-732	.339	441-663	.665	305	861	1166	35.3	636	11	484	506	135	229	2335	70.8

## Team Statistics

	UNM	OPP
Scoring	2681	2335
Points per game	81.2	70.8
Scoring margin	+10.5	-
Field goals-att	957-2087	823-1920
Field goal pct	.459	.429
3 point fg-att	234-674	248-732
3-point FG pct	.347	.339
3-pt FG made per game	7.1	7.5
Free throws-att	533-776	441-663
Free throw pct	.687	.665
F-Throws made per game	16.2	13.4
Rebounds	1297	1166
Rebounds per game	39.3	35.3
Rebounding margin	+4.0	-
Assists	500	484
Assists per game	15.2	14.7
Turnovers	377	506
Turnovers per game	11.4	15.3
Turnover margin	+3.9	-
Assist/turnover ratio	1.3	1.0
Steals	293	229
Steals per game	8.9	6.9
Blocks	169	135
Blocks per game	5.1	4.1
Winning streak	0	-
Home win streak	11	-
Attendance	221866	77908
Home games-Avg/Game	17-13051	11-7083
Neutral site-Avg/Game	-	5-2114

## Team Results

Date	Opponent		Score	Att.
11/04/2024	Nicholls	W	91-84	10609
11/08/2024	vs UCLA	W	72-64	1497
11/12/2024	A&M-Corpus Christi	W	100-81	11160
11/17/2024	at St. John's (NY)	L	71-85	12310
11/21/2024	Grambling	W	80-58	10996
11/24/2024	Texas Southern	W	99-68	11286
11/28/2024	vs Arizona St.	L	82-85	732
11/29/2024	vs Southern California	W	83-73	310
12/04/2024	San Jose St.	W	83-77	10658
12/07/2024	New Mexico St.	Lot	83-89	15411
12/14/2024	Western N.M.	W	122-70	11419
12/18/2024	VCU	W	78-71	11483
12/28/2024	at Colorado St.	W	76-68	4772
12/31/2024	at Fresno St.	W	103-89	5583
01/03/2025	Nevada	Wot	82-81	14622
01/07/2025	at Wyoming	W	61-53	2938
01/11/2025	San Diego St.	W	62-48	15428
01/14/2025	at San Jose St.	L	70-71	1853
01/17/2025	Boise St.	W	84-65	14519
01/20/2025	Fresno St.	W	95-67	13111
01/25/2025	at UNLV	W	75-73	6158
02/01/2025	at Utah St.	W	82-63	10270
02/05/2025	Colorado St.	W	87-65	13436
02/08/2025	at Air Force	W	88-53	2619
02/12/2025	Wyoming	W	71-67	11852
02/16/2025	Utah St.	W	82-79	15411
02/19/2025	at Boise St.	L	78-86	11110
02/25/2025	at San Diego St.	L	65-73	12414
03/01/2025	Air Force	W	92-71	15054
03/04/2025	at Nevada	W	71-67	7881
03/07/2025	UNLV	W	81-67	15411
03/13/2025	vs San Jose St.	W	63-52	8031
03/14/2025	vs Boise St.	L	69-72	0