



6-TIME NCAA REGIONAL QUALIFIER - 95 MLB DRAFT PICKS - 28 ALL-AMERICANS

new mexico BASEBALL

2025 GAME NOTES

@UNMLOBOBASEBALL

GAMES 41-43



NEW MEXICO LOBOS (23-17, 10-8 MW) RPI 122

Head Coach: Tod Brown, 4th season (98-101 UNM) [439-451 overall]
2024 Home: 18-10 | Away: 7-10 | Neutral: 2-4 | 2024 Final RPI: #202
UNM All-Time Series vs. SJSU: 30-23-1 | H: 20-7 | A: 10-11-1 | N: 0-1



VS SAN JOSE STATE (20-21, 8-10 MW) RPI 214

APRIL 25-27 | ALBUQUERQUE, N.M. | SANTA ANA STAR FIELD

Head Coach: Brad Sanfilippo, 8th season (163-216, .430)

2024 Record: 24-33 (16-14 MW)

LEADING OFF...

Winners of seven of their last nine, New Mexico Baseball looks to keep momentum in a pivotal Mountain West series at home with San Jose State (April 25-27).

After winning more games on the road last week than they had the entire season previously, Head Coach Tod Brown's Lobos look to keep building momentum when they return to Santa Ana Star Field -- where they're 16-5 this season -- for all four games this week.

Heading into their seventh Mountain West series of the year, the Lobos remain one of the nation's most productive offenses -- they now rank No. 6 in the nation in team Batting Average (0.327), No. 7 in total hits (462), No. 8 in slugging (.558), No. 4 in doubles per game (2.63) while cracking the Top 100 in the nation in in triples per game (46th, 0.30), on-base percentage (27th, .422), scoring per nine innings (23rd, 8.7), total base on balls (91st, 199) and homers per game (22nd, 1.65).

All of this week's home games at Santa Ana Star Field will be available to stream free via the MW Network, with live stats, streaming options and more available via GoLobos.com/BSBGameDay. Follow @UNMLoboBaseball on IG, X and Facebook for comprehensive coverage, promotional updates, behind-the-scenes content and more.

ALL-TIME SERIES

- In an all-time series between the Spartans and Lobos that began in 1998, UNM is 30-23-1 overall with a 20-7 mark at home and 10-11-1 away. The Lobos are 0-1 against the Spartans on neutral fields after falling to them in the opening round of the MW tournament last spring (5/23). Since SJSU joined the MW before the 2014 season, UNM is 28-20-21 against them.

NCAA D-I STAT RANKINGS (4/24)

Stat	Rank	Value
Batting Average	6	0.327
Home Runs Per Game	22	1.65
Doubles Per Game	4	2.63
Triples Per Game	T-46	0.30
Slugging Percentage	8	0.558
On Base Percentage	27	0.422
Scoring	23	8.7
Fielding Percentage	102	0.971

CUNNINGHAM NAMED TO STOPPER OF THE YEAR WATCHLIST

- A day after collecting his 10th save of the season as New Mexico completed a season sweep of in-state rivals N.M. State, Lobos closer Ty Cunningham has been named to the National College Baseball Writers' Association's Stopper of the Year Midseason Watchlist.

- Cunningham's 10 saves lead the Mountain West so far this season and rank No. 4 in the nation -- he's just one away from matching a UNM single-season record of 11 that has been untouched since 1985 (Ed Bartholomew). He's only the fourth Lobo in program history to record double-digit saves in the same season since it became an official statistical category in 1981.

- In 25.1 innings of work, Cunningham has posted a 3.91 ERA with 22 strikeouts (7.82 K/9) -- he's held opponents scoreless in 10 of his 17 appearances so far this season. He's the lone Mountain West pitcher to make the cut.

JOSH McALISTER NAMED MW POTW

- After homering three times and posting a 1.638 OPS as New Mexico went 3-1 for the second week

CONTINUED ON PAGE 2

2025 SCHEDULE

23-17 10-8 16-5 5-11 2-1

W-L MW H A N

DATE	OPPONENT	TIME(MT)
2/14	vs. Austin Peay [^]	W, 9-6
2/15	vs. UC Irvine [^]	L, 4-18
2/16	vs. Seton Hall [^]	W, 5-3
2/18	Arizona	L, 0-10 (7)
2/21	N. Colorado	L, 15-16
2/22	N. Colorado ^{DH}	L, 11-15
2/22	N. Colorado ^{DH}	W, 13-4
2/23	N. Colorado	W, 12-7
2/25	New Mexico St.	W, 7-0
2/28	Rhode Island	L, 13-14
3/1	Rhode Island	W, 15-14
3/2	Rhode Island ^{DH}	W, 8-4 (7)
3/2	Rhode Island ^{DH}	W, 10-9
3/7	Tarleton	L, 4-10
3/8	Tarleton ^{DH}	L, 0-4 (7)
3/8	Tarleton ^{DH}	L, 6-9
3/9	Tarleton	L, 3-4
3/14	UNLV*	W, 12-6
3/15	UNLV*	W, 13-3 (8)
3/16	UNLV*	W, 11-8
3/21	Nevada*	W, 6-4 (12)
3/22	Nevada*	L, 4-20 (7)
3/23	Nevada*	L, 5-7
3/25	Grand Canyon	W, 12-10
3/28	Air Force*	W, 7-4
3/29	Air Force*	W, 12-7
3/30	Air Force*	L, 1-7
4/1	New Mexico St.	W, 15-10
4/4	Fresno St.*	L, 5-12
4/5	Fresno St.*	L, 3-11
4/6	Fresno St.*	L, 7-13
4/8	Texas Tech	W, 15-5 (8)
4/11	Washington St.*	W, 10-9
4/12	Washington St.*	W, 24-14 (7)
4/13	Washington St.*	L, 11-16
4/15	New Mexico St.	W, 12-10
4/17	UNLV*	W, 13-7
4/18	UNLV*	L, 3-10
4/19	UNLV*	W, 6-3
4/22	New Mexico St.	W, 7-6
4/25	San Jose St.*	6 PM
4/26	San Jose St.*	2 PM
4/27	San Jose St.*	12 PM
5/2	San Diego St.*	7 PM
5/3	San Diego St.*	5 PM
5/4	San Diego St.*	1 PM
5/7	Texas Tech	TBA
5/9	Air Force*	1 PM
5/10	Air Force*	1 PM
5/11	Air Force*	12 PM
5/15	Fresno St.*	6 PM
5/16	Fresno St.*	2 PM
5/17	Fresno St.*	12 PM
5/21-25	MW Tournament	—

[^] - MLB DESERT INVITATIONAL
FIRST TWO GAMES AT SLOAN PARK (MESA, AZ),
THIRD AT SALT RIVER FIELDS (SCOTTSDALE, AZ).
* - MOUNTAIN WEST CONFERENCE GAME
HOME GAMES IN BOLD



REGIONAL APPEARANCES

1962 2010 2011
2012 2013 2016



REGULAR SEASON CHAMPIONS
TOURNAMENT CHAMPIONS

1962 2000 2011
2011 2012 2013
2014 2016 2017

UNIVERSITY OF NEW MEXICO

Location	Albuquerque, N.M.
Founded	1889
Enrollment	8,800
Nickname	Lobos
Colors	Cherry and Silver
Affiliation	NCAA Division I
Conference	Mountain West
President	Garnett Stokes
Dir. of Athletics	Fernando Lovo
Faculty Rep.	Karen Gaudreault
Athletics Phone	(505) 925-5521
Ticket Ops.	(505) 925-5627

BASEBALL STADIUM

Home Field	Santa Ana Star Field
Capacity	1,000
Dimensions	338 (LF); 408 (LC); 420 (CF); 408 (RC) 338 (RF)

LOBO BASEBALL HISTORY

First Season	1899
Overall Record	1983-1832-18 (.520)
Overall MW Record	360-283-1 (.564)
Years in NCAA Postseason	6 (1962, 2010, '11, '12, '13, '16)
Conference Titles	7 (1962, 2000, '11, '12, '13, '14, '17)
Conference Tournament Titles	3 (2011, '12, '16)

COACHING STAFF

Head Coach	Tod Brown
Years at UNM	4th season
Record at UNM	98-101 (4 yr.)
Overall Record	439-451 (18 yrs.)
Asst. Coach / Pitching	Michael Lopez
Years at UNM	4th season
Asst. Coach / Recruiting	Matt Risdon
Years at UNM	3rd season
Asst. Coach (Hitting)	Justin Mitchell
Years at UNM	2nd season
Dir. of Ops / Player Development	Tyler McPeak
Years at UNM	1st season
Athletic Trainer	Robert Rimorin

2024 REVIEW

Overall Record	28-26
MWC Record (Finish)	17-13 (2nd)
Home Record	18-10
Away Record	8-12
Neutral Record	2-4
Starters Returning/Lost	7/7
Pitchers Returning/Lost	10/8
Letterwinners Returning/Lost	23/15
Newcomers	17

THROUGH THE ORDER (PROJECTED LINEUP)

NO.	PLAYER	YR/POS	BA	SLG	OBP	G/AB	R	H	2B	3B	HR	RBI	BB	SO
4	Tye Wood	SR/OF	.277	.475	.426	35/101	29	28	9	1	3	21	22	28
12	Will Asby	SR/OF	.294	.550	.375	38/160	40	47	14	0	9	30	19	25
10	Jordy Oriach	JR/OF	.405	.778	.497	39/153	48	62	17	2	12	47	23	21
47	Ethan Ott	SR/DH	.354	.715	.460	35/130	36	46	12	1	11	37	20	34
26	Luke Mansy	SR/INF	.415	.547	.568	25/53	19	22	4	0	1	12	15	4
14	Akili Carris	JR/INF	.345	.446	.369	35/139	26	48	11	0	1	38	6	28
24	Brodey Williams	JR/C	.338	.507	.448	21/71	13	24	9	0	1	10	14	17
3	Karsen Wasiefsky	JR/INF	.277	.436	.349	32/94	20	26	4	1	3	22	9	18
15	Khalil Walker	SR/OF	.370	.582	.433	40/146	31	54	12	5	3	23	13	18

OTHER KEY HITTERS

NO.	PLAYER	YR/POS	BA	SLG	OBP	G/AB	R	H	2B	3B	HR	RBI	BB	SO
2	Cooper Brass	R-FR/INF	.314	.371	.393	27/70	14	22	4	0	0	11	11	10
9	Josh McAlister	SR/INF	.352	.703	.458	37/128	35	45	7	1	12	34	19	43
29	Caleb Herd	JR/C	.245	.490	.391	17/49	12	12	0	0	4	15	13	12
43	Gene Trujillo	FR/1B	.175	.250	.340	21/40	7	7	0	0	1	3	6	16
48	Andrew Neil	SR/UTL	.298	.617	.382	23/47	13	14	1	1	4	11	3	15

*Stats are for 2025 season

in a row, Lobo Senior Infielder Josh McAlister has been named Mountain West Player of the Week, the league announced Monday afternoon.

• McAlister is the fourth Lobo to earn Player of the Week honors this season along with Jordy Oriach (Feb. 24, March 3) and Tye Wood (April 15) – Cooper Brass has also earned MW Freshman of the Week honors this season (Feb. 17). It's the first MW Weekly honors of McAlister's career.

• McAlister slashed .400/.438/1.200 across four games (6-for-15) to help New Mexico go 3-1 on the road last week at New Mexico State (12-10) and UNLV (13-7, 3-10, 6-3), driving in a team-high eight runs and scoring three more while hitting three home runs, a double, and a triple. With their first true road series win of the year, the Lobos have now won six of their last eight since suffering a road sweep at first-place Fresno State April 4-6.

• The senior infielder finished with two RBI in all four games on the week with flawless defense across multiple infield positions (SS, 2B, 3B), handling 10 total chances for six assists and four putouts without an error.

RAKING AT HOME

• The Lobos are 16-5 in home games at Santa Ana Star Field this year and batting .374 with an average of 13.0 runs and 15.3 hits per nine innings in those games. Their .761 winning percentage at home so far this season would be the best in any season with 15 or more games in the 12 years since Santa Ana Star Field became the Lobos' home venue. UNM went 14-2 (.875) in their first season calling SAS Field home in 2013.

• On Tuesday, UNM secured its 200th win at SAS Field since it opened in 2013.

UNM ALL-TIME AT S.A.S FIELD

YEAR	W	L	T	PCT.
2013	14	2	0	.875
2014	23	8	1	.734
2015	20	10	0	.667
2016	19	8	0	.704
2017	19	10	0	.655
2018	11	14	1	.442
2019	14	16	0	.467
2020	9	1	0	.900
2021	9	6	0	.600
2022	11	13	0	.458
2023	17	10	0	.630
2024	18	10	0	.640
2025	16	5	0	.761
Total	200	113	2	.636

2025 SEASON SO FAR

Current MW placing	T-2nd
Current streak	W-1
Longest win streak	4, 3/14-21
Longest loss streak	4, 3/7-9
Overall series (3+ games)	5-3-1
MW series	4-2
Home series	4-1
Away series	1-3
Sweeps	1-1
Last 5	4-1
Last 10	7-3
Series openers	5-4
Series finales	4-5
Weekends (Fri/Sat/Sun)	16-16
Weekdays (Mon-Thu)	7-1
Day games (before 6 p.m.)	13-15
Night games (6 p.m. or later)	9-2
vs. Top-100 RPI	2-2

• The Lobos currently have the most home wins (16) in the Mountain West and the highest home win percentage (.761).

• Jordy Oriach hits for even more power at 5,300 feet above sea level – he's slugging .913 at home (.772 overall) with 10 doubles, two triples and seven homers in Albuquerque. He leads four Lobos that are batting above .400 at home this season ahead of Khalil Walker (.423), Josh McAlister (.415) and Akili Carris (.407).

• RHP Josh Barnhouse has a 1.86 ERA at home across 10 appearances (19.1 IP), compiling a 3-0 record in those games.

• In games played in cities at 3,900 feet or higher above sea level, the Lobos are 18-7 (.720), batting .364 as a team.

LOBOS SECURE RIVALRY SWEEP AT HOME

• New Mexico Baseball completed a four-game season sweep of in-state rival New Mexico State on Tuesday night at Santa Ana Star Field, never trailing in a 7-6 win that sealed the program's first perfect season series over the Aggies since 2022.

• Now winners of seven of their last nine for the only the second time this season, the Lobos (23-17, 10-8 MW) have beaten the Aggies four times in the same season for only the third time since 1985.

• The Lobos immediately put a run on the board with a leadoff homer from Tye Wood – his third of the year – and never looked back, building a 7-2 lead through five innings and holding off a late NMSU

EARLY RETURNS

Walker & Asby Named Preseason All-MW; Lobo Baseball Tabbed Fourth in Coaches' Poll:

• Outfielders Khalil Walker and Will Asby were named to the All-Conference Preseason Team and New Mexico was one of three teams tied for fourth in the Mountain West Preseason Coaches' Poll released Monday ahead of the 2025 baseball season.

• Walker and Asby – who both were All-MW selections after their first season at UNM in 2024 – make UNM one of four teams with multiple preseason all-league selections.

• With 27 points, the Lobos are tied for fourth alongside UNLV (1 first-place vote) and San Diego State, the third season in a row in which they've improved their preseason rank. Before the 2023 season, UNM was picked to finish seventh and ultimately finished fifth — before the 2024 season, they were voted fifth and closed out the regular season one game out of sharing a regular-season championship with Air Force.

Asby Named to D1Baseball.com's Top 100 Outfielders:

• Senior Will Asby clocked in at No. 91 in the nation on D1Baseball.com's National Outfielders Rankings released last week. In his first season with the Lobos in 2024, Asby entered the outlet's midseason Top 100 Outfielder rankings at No. 94 after not being ranked heading into the season.

• Last season, Asby ranked second in the league in runs scored (59), eighth in slugging (.601) and ninth in total hits (71), breaking the program record for single-season grand slams with four – he needs one more to match Mark Wulfert's career record of five.

"Keep an Eye On" New Mexico in Mountain West Race:

• D1Baseball.com slated New Mexico as the team to "Keep an eye on" in this year's Mountain West race behind preseason favorite Fresno State, citing improved pitching depth and a host of high-level hitters returning.

• "This year's team has a chance at making [an NCAA Regional] with five returnees who hit .300-plus, two returning weekend starters on the mound and five key pieces in the bullpen also coming back to campus."

A LOOK AT THE SCHEDULE

- The 53-game schedule, including 30 Mountain West Conference games, opens up at the MLB Desert Invitational in Arizona (Feb. 14-16) and concludes with a conference weekend series at home vs. Fresno State (May 15-17). In that span, the Lobos will face four different teams that reached NCAA Regionals last spring – Arizona, UC Irvine, Grand Canyon and Fresno State – nine times.

- In total, UNM will play 27 games at Santa Ana Star Field in Albuquerque and 26 games on the road throughout the regular season, with 18 games against seven opponents that ranked in the Top 150 in the nation in last season's final RPI rankings.

- Should the Lobos stand among the top six teams in the Mountain West standings upon the conclusion of that weekend, they'll earn a berth to the expanded MWC Baseball Championships May 21-25, hosted this year in Mesa, Ariz.

ESTABLISHED HITTING

UNM holds the nation's 2nd-ranked batting average since 2014, a .307 clip in the last 10 seasons. The Lobos hit .319 to rank 7th nationally in 2024.

DIVISION I BATTING AVERAGES (2014-24)

1 Jackson State .308	11 Georgia Tech .296
2 New Mexico .307	12 UNLV .296
3 Morehead State .307	13 Louisville .295
4 UNC Greensboro .302	14 Austin Peay .295
5 New Mexico State .301	15 Tennessee Tech .294
6 Alabama State .301	16 Texas Tech .294
7 Arizona .299	17 Grand Canyon .293
8 Virginia .298	18 Sam Houston .292
9 Air Force .298	19 Oral Roberts .292
10 Wofford .298	20 San Diego .292

YOUR 2025 LOBOS ROSTER

– UNM's 2025 roster includes 13 returning players with 17 newcomers – the Lobos return seven position players who appeared in at least 20 games in 2024 while losing seven.

– Of the Lobos' newcomers, five are freshmen and 12 are transfers – nine transfers are from junior colleges and three from four-year institutions.

– 30 players are upperclassmen – 15 seniors and 15 juniors – the most upperclassmen Brown has had on a roster in Albuquerque.

PRESEASON MWC COACHES' POLL

2025 PREDICTED ORDER OF FINISH

RANK	SCHOOL (1st Place Votes)	PTS
1.	Fresno State (6)	43
2.	Nevada	35
3.	Washington State (1)	30
4.	UNLV (1)	27
4.	New Mexico	27
4.	San Diego State	27
7.	Air Force	19
8.	San José State	16

PRESEASON ALL-MWC

NAME	YR.	POS.	SCHOOL
Chase Spencer	Sr.	OF/P	Air Force
Jack Anker	Jr.	P	Fresno State
Victor Arreola	Jr.	P	Fresno State
Murf Gray	Jr.	INF	Fresno State
Eddie Saldivar	Sr.	INF	Fresno State
Michael Ball	Sr.	INF	Nevada
Taylor Holder	Sr.	OF	Nevada
Ethan O'Neal	Sr.	P	Nevada
Will Asby	Gr.	OF	New Mexico
Khalil Walker	Jr.	OF	New Mexico
Finley Bates	So.	INF	San Diego st.

PROGRAM-BUILDING RESUME

– In his first five seasons as head coach at North Dakota State, Brown's teams improved their winning percentage in each season, going from 15-30 (.333) in his first season in 2008 to 40-20 (.667) in 2012 and finishing each of the next nine seasons above .400. The Bison reached the Summit League tournament eight times in that span, advancing to NCAA Regionals in 2014 and 2021.

– He's done the same in each of his first three years in Albuquerque, improving from 21-33 (10-20 MW) in 2022 to 26-25 (13-17 MW) in 2023 to 28-26 (17-13 MW) in 2024.

– Brown coached the Bison to 40-win seasons in 2012 and 2021.

– In Brown's second season at UNM, the Lobos improved to 26-25 from 21-33 the year prior, with the highest team batting average since 2013 (.328) and lowest team ERA since 2016 (5.95). They finished 28-26 on the season (28-24 in regular-season games) the following season in 2024.

– In 16 seasons as a D-I Head Coach, Brown has finished the season above .400 13 times and above .500 seven times – the only three seasons in which he's finished below .400 were his first two years in Fargo (2008, 2009) and his first season in Albuquerque (2022).

2024 REVIEW / 2025 PREVIEW

The Lobos improved their overall record for the second year in a row in 2024 en route to their first Mountain West Tournament berth since 2017, going 28-26 and 17-13 in Mountain West play. UNM wrapped up the season ranked among the nation's most productive offensive teams, posting the seventh-highest team batting average (.319) in the nation while ranking among the Top 50 in team slugging (No. 31, .515), on-base percentage (No. 13, .421), doubles per game (No. 17, 2.24), triples per game (T-No.40, 0.30) and runs per game (No. 25, 8.4).

Heading into Head Coach Tod Brown's fourth year at the helm, the Lobos return four of their top six batters by average – including 2024 MW batting and on-base leader Khalil Walker and fellow All-MW outfielder Will Asby - as well as three starting pitchers that saw significant weekend action last season in Dayne Pengelly (11 GS, 50 IP), David Lopez (11 GS, 65.1 IP) and Daxton Purser (7 GS, 35 IP).

This season, with Washington State joining as an affiliate member for baseball, the Mountain West is an eight-team league for the first time since in conference's history. With the addition of the Cougars, the conference tournament will expand to six teams for the first time since 2016, when UNM last won the tournament to secure an automatic bid to the NCAA Tournament. This year's MW Baseball Championship will also be the first hosted at a neutral-site, set for May 21-25 in Mesa, Ariz.

2024 FINAL MOUNTAIN WEST STANDINGS

School	MW	CPCT.	Overall	PCT.	Streak
1. Air Force	18-12	.600	27-28	.491	L2
2. New Mexico	17-13	.567	28-26	.519	L2
3. Fresno State	16-14	.533	32-27	.542	W3
4. Nevada	16-14	.533	25-26	.490	W1
5. San José St.	16-14	.533	24-32	.429	L1
6. UNLV	12-18	.400	26-26	.500	L2
7. San Diego St.	10-20	.333	17-37	.315	L1

NOTES, CONTINUED

push down the stretch as RHP Ty Cunningham earned his 10th save of the season to move within one of matching the UNM single-season record held by Ed Bartholomew that has been untouched since 1985. Cunningham is only the fourth Lobo to record double-digit saves in the same season in school history.

- Senior RHP Dayne Pengelly (7.0 IP, 4 H, 4 ER, 2 BB, 4 K) earned his second win of the year to improve to 2-2 on the season with one of his best outings as a Lobo, extending to a season-high 7.0 innings and allowing just four hits and four earned runs while striking out four and walking two. The right-hander out of Rio Rancho faced just one batter over the minimum through four hitless innings before a pair of two-run frames in the fifth and sixth cut the lead to three.

- RHP Luke Wiseman (1.0 IP, 1 H, 1 ER, 0 BB, 1 K) and RHP Ty Cunningham (1.0 IP, 1 H, 1 ER, 2 BB, 1 K) took over for the final two innings, with Cunningham working around two walks and a hit in the ninth to earn his fourth save in his last five appearances. The Aggies' lone run in the top of the ninth snapped a streak of four scoreless outings – and six consecutive scoreless frames – for Cunningham.

- At the plate, Wood (2-for-5, HR, RBI, 2 R) and Will Asby (1-for-4, HR, BB, RBI, 2 R) each homered and scored a pair of runs, while Jordy Oriach (2-for-4, 2 2B, RBI, BB, 2 R) recorded his 16th and 17th doubles of the season to move back into a tie for most in the Mountain West. Cooper Brass (2-for-3, 2B, 2 RBI, BB) delivered a clutch two-run double on a full count in the third, and Khalil Walker (2-for-3, BB, 1 R) reached base three times out of the nine spot.

- The Lobos out-hit the Aggies 10-6 and committed no errors for the 15th time this season. With the win, UNM improves to 4-0 against NMSU on the year, outscoring them 31-26 across the four meetings.




LAST WEEKEND'S SERIES (AT UNLV, 4/17-19)

- New Mexico took its fourth MW weekend series of the year with two wins against UNLV last weekend (13-7, 3-10, 6-3) at Earl E. Wilson Stadium April 17-19.
- The Lobos slugged seven home runs across the series and hit .306 as a team (33-for-108) with a .565 slugging percentage and 22 runs scored.
- UNM tallied five multi-hit games from Akili Carris (.538) and received big-time production from Josh McAlister, who homered three times and drove in a team-high six runs while slugging 1.600 for the weekend to earn his first MW Player of the Week honors.
- Ethan Ott added two home runs and four RBIs, while Jordy Oriach hit .545 with three extra-base hits and three RBIs of his own.
- On the mound, the Lobo bullpen combined for a 3.00 ERA over 12.0 innings, led by senior closer Ty Cunningham, who earned two saves in 3.2 shutout innings and now leads the Mountain West with nine on the year.
- As a staff, UNM held the Rebels to a .250 average and just two home runs while striking out 17 and posting a 5.54 ERA overall for the series.

LONG BALL LOBOS

Through 40 games this season, 14 different players

LAST THREE GAMES

FRIDAY, APRIL 18				SATURDAY, APRIL 19				TUESDAY, APRIL 22			
REBELS GASH 'BOS EARLY, EVEN WEEKEND SERIES				LOBOS CLINCH FIRST ROAD SERIES IN LV FINALE				UNM COMPLETES RIVALRY SWEEP, 7-6			
	R	H	E		R	H	E		R	H	E
	3	9	2		6	9	1		6	6	2
	10	8	0		3	9	1		7	10	0

have combined for 64 home runs, exiting the ballpark eight times last week on the road at New Mexico State and UNLV. UNM is averaging 164 homers per nine innings so far this season, moving up among the nation's leaders in that category for the third week in a row from 31st in the nation last week to 21st heading into this week's games.

With three homers last week, Josh McAlister has matched teammate Jordy Oriach – who also homered last week – with a Mountain West-leading 12 HR this season. Ethan Ott is just behind with 11 on the season after going yard three times in the Lobos' last two weekend series, while Will Asby (8), Andrew Neil (4), Caleb Herd (4), Karsen Waslefsky (3) and Khalil Walker (3) all have multiple.

ALL-TIME VS. SJ STATE

Series Record: 30-23-1

Home: 20-7; Away: 10-11-1; Neutral: 0-1

3/13/98	Albuquerque, N.M.	W, 8-3
3/14/98	Albuquerque, N.M.	W, 6-5
5/11/98	Albuquerque, N.M.	W, 15-14
3/5/99	San Jose, Calif.	L, 2-4
3/6/99	San Jose, Calif.	L, 0-3
3/7/99	San Jose, Calif.	L, 1-15
3/21/14	Albuquerque, N.M.	W, 10-1
3/22/14	Albuquerque, N.M.	L, 5-8
3/23/14	Albuquerque, N.M.	W, 9-4
4/18/14	San Jose, Calif.	W, 14-2
4/18/14	San Jose, Calif.	W, 5-2
4/19/14	San Jose, Calif.	W, 11-6
5/8/15	Albuquerque, N.M.	W, 12-5
5/9/15	Albuquerque, N.M.	W, 21-7
5/10/15	Albuquerque, N.M.	W, 19-8
3/18/16	Albuquerque, N.M.	W, 9-6
3/19/16	Albuquerque, N.M.	W, 3-2
3/20/16	Albuquerque, N.M.	W, 11-1
4/15/16	San Jose, Calif.	L, 8-9
4/16/16	San Jose, Calif.	W, 6-2
4/17/16	San Jose, Calif.	W, 10-3
3/10/17	Albuquerque, N.M.	W, 11-1
3/11/17	Albuquerque, N.M.	W, 16-8
3/12/17	Albuquerque, N.M.	W, 8-3
4/7/17	San Jose, Calif.	L, 1-2
4/9/17	San Jose, Calif.	T, 5-5
4/27/18	San Jose, Calif.	L, 5-6
4/28/18	San Jose, Calif.	L, 4-5
4/29/18	San Jose, Calif.	L, 2-3
3/1/19	Albuquerque, N.M.	W, 14-2
3/2/19	Albuquerque, N.M.	W, 7-6
3/3/19	Albuquerque, N.M.	L, 18-22
4/5/19	San Jose, Calif.	L, 2-4
4/6/19	San Jose, Calif.	L, 3-8
4/7/19	San Jose, Calif.	L, 1-5
5/22/21	San Jose, Calif.	W, 6-2
5/22/21	San Jose, Calif.	W, 14-2 (7)
5/23/21	San Jose, Calif.	W, 8-4
3/4/22	San Jose, Calif.	W, 5-0
3/5/22	San Jose, Calif.	L, 1-3
3/6/22	San Jose, Calif.	L, 2-4
4/29/22	Albuquerque, N.M.	L, 16-17
4/30/22	Albuquerque, N.M.	L, 6-7
5/1/22	Albuquerque, N.M.	W, 9-7
4/6/23	Albuquerque, N.M.	W, 16-8
4/7/23	Albuquerque, N.M.	L, 3-8
4/8/23	Albuquerque, N.M.	L, 3-14 (8)
3/22/24	Albuquerque, N.M.	L, 13-16
3/23/24	Albuquerque, N.M.	W, 7-5
3/23/24	Albuquerque, N.M.	W, 17-4 (7)
5/16/24	San Jose, Calif.	L, 7-8
5/17/24	San Jose, Calif.	L, 1-5
5/18/24	San Jose, Calif.	W, 10-9 (11)
5/23/24	San Diego Calif.*	L, 5-8

2025 NUMERICAL ROSTER

NO.	NAME	POS.	HT.	WT.	B/T	YR.	HOMETOWN (PREV. SCHOOL)
2	Cooper Brass	INF	5-10	170	R/R	R-FR	Chandler, AZ (Hamilton HS)
3	Karsen Waslefsky	INF	6-0	190	R/R	JR	Gilbert, AZ (Casteel HS/South Mountain CC)
4	Tye Wood	OF	5-11	185	S/L	SR	Gardner, KS (Gardner Edgerton HS/Iowa Western)
5	Shane Miller	INF	6-1	190	L/R	FR	Gilbert, AZ (Higley HS)
6	Brian McBroom	RHP	6-0	180	R/R	SR	Oakley, CA (Freedom HS/Howard College)
7	Tommy White	RHP	6-4	210	R/R	JR	Albuquerque, NM (Cibola HS/Illinois/Pima CC)
8	Diego Alvarez	RHP	5-10	185	R/R	JR	Sahuarita, AZ (Sahuarita HS/Pima CC)
9	Josh McAlister	INF	6-2	195	R/R	SR	Homewood, IL (Flossmoor HS/Ohio St.)
10	Jordy Oriach	OF	6-5	225	L/L	JR	Haverhill, MA (Haverhill HS/Frank Phillips College)
11	Matt Cornelius	LHP	6-0	185	L/L	SR	Zuni, NM (St. Pius X/Pima CC/Arizona State)
12	Will Asby	OF	5-11	200	L/R	SR	Sacramento, CA (Jesuit HS/Sac. City Coll./San Francisco)
13	Matt Romero	LHP	6-0	195	L/L	SR	Albuquerque, NM (Sandia HS/New Mexico St.)
14	Akili Carris	INF	6-2	185	R/R	JR	Albuquerque, NM (La Cueva HS)
15	Khalil Walker	OF	5-10	170	L/L	SR	Mansfield, TX (Timberview HS/E. Arizona)
16	Grant Origer	RHP	6-3	225	R/R	FR	Parker, TX (Plano East HS)
17	Cristian Mogen	RHP	6-0	200	R/R	R-FR	Peoria, AZ (Centennial HS)
18	Beck Sullivan	RHP	5-11	180	R/R	FR	Waxahachie, TX (Waxahachie HS)
19	Justin Still	LHP	6-3	215	L/L	SR	Chandler, AZ (Perry HS)
20	Luke Banister	C	5-10	200	R/R	SR	Round Rock, TX (Hutto HS/Temple Coll./Cleveland Coll.)
22	Ben Baker-Livingston	RHP	6-2	185	R/R	R-JR	Richardson, TX (Plano East HS)
23	Ty Cunningham	RHP	6-3	215	R/R	JR	Iowa Park, TX (Iowa Park HS/Vernon College)
24	Brodey Williams	C	6-0	210	L/R	JR	Houston, TX (Barbers Hill HS/McLennan CC)
25	Luke Wiseman	RHP	6-0	215	R/R	R-JR	Wylie, TX (Wylie HS/Odessa College)
26	Luke Mansy	INF/OF	5-10	180	L/R	R-JR	San Diego, CA (St. Augustine HS/Santa Clara/Grossmont)
27	David Lopez	RHP	6-2	220	R/R	SR	Mission, TX (Sharyland Pioneer HS/Wharton County JC)
28	Charles Lavigne	RHP	6-5	210	L/R	FR	Blainville, Quebec (Ecole Saint-Gabriel HS)
29	Caleb Herd	C	5-9	185	R/R	JR	Vail, AZ (Cienega HS/Pima CC)
31	Dayne Pengelly	RHP	6-3	215	L/R	SR	Rio Rancho, NM (Cleveland HS/Embry-Riddle/Pima CC)
32	Sydney Ward	OF	6-0	240	R/R	JR	Albuquerque, NM (McKinney HS/Amarillo College)
33	Daxton Purser	LHP	6-1	225	L/L	SR	Providence, UT (Ridgeline HS/Salt Lake CC)
34	Josh Barnhouse	RHP	6-6	240	R/R	SR	Prosper, TX (Prosper HS/Crowder College)
35	Presley Monteforte	LHP	6-0	190	R/L	JR	Centennial, CO (Arapahoe HS/Phoenix College)
36	Elias Fiddler	UTL	6-0	200	R/R	JR	Durango, CO (Durango HS/Utah)
38	Blake Lehmbeck	RHP	6-1	225	R/R	SO	Tucson, AZ (Canyon Del Oro HS)
39	Ryan Castillo	RHP	6-2	195	R/R	SO	Los Lunas, NM (Los Lunas HS)
42	Blake Bell	RHP	6-4	215	R/R	FR	Phoenix, AZ (Mountain Pointe HS)
43	Gene Trujillo	1B	6-6	245	L/R	SO	Albuquerque, NM (St. Pius X)
47	Ethan Ott	1B/OF	6-2	215	R/R	SR	Chesapeake, VA (Greenbriar Christian/UNC Pembroke)
48	Andrew Neil	RHP/IF	5-11	185	L/R	SR	Oakley, CA (Freedom HS/Folsom Lake CC)
49	Jack Messmore	RHP	6-1	215	L/R	JR	Niceville, FL (Niceville HS/Delaware State)

COACHING STAFF

- 21 Tod Brown ¹ - Head Coach, 4th season
- 45 Michael Lopez ² - Assistant Coach, 4th season
- 37 Matt Risdon ³ - Assistant Coach, 3rd season
- 46 Justin Mitchell ⁴ - Assistant Coach, 2nd season
- Tyler McPeak - Dir. of Ops & Player Development, 1st season

¹ Coaches Third Base

² Pitching Coach

³ Coaches First Base

⁴ Hitting Coach

PRONUNCIATIONS

- #3 Karsen **Waslefsky** - Wah-sleff-skee
- #10 Jordy **Oriach** - Or-ee-otch
- #12 Will **Asby** - Az-bee
- #14 **Akili Carris** - Achille care-iss
- #15 **Khalil Walker** - Kuh-lil, not leel
- #27 **David Lopez** - Dahveed
- #31 Dayne **Pengelly** - Pen-ghell-ee (hard g)
- #38 Blake **Lehmbeck** - Lem-beck
- #43 Gene **Trujillo** - True-hee-yo

2025 ALPHABETICAL ROSTER

NO.	NAME	POS.	HT.	WT.	B/T	YR.	DOB	HOMETOWN (HIGH SCHOOL)
8	Diego Alvarez	RHP	5-10	186	R/R	JR	6/6/04	Sahuarita, AZ (Sahuarita HS)
12	Will Asby	CF	5-11	200	L/R	SR	1/16/01	Sacramento, CA (Jesuit HS)
22	Ben Baker-Livingston	RHP	6-2	186	R/R	R-JR	1/3/03	Richardson, TX (Plano East HS)
20	Luke Banister	C	5-10	200	R/R	SR	6/21/01	Round Rock, TX (Hutto HS)
34	Josh Barnhouse	RHP	6-6	240	R/R	SR	5/30/03	Prosper, TX (Prosper HS)
42	Blake Bell	RHP	6-4	215	R/R	FR	4/1/06	Phoenix, AZ (Mountain Pointe HS)
2	Cooper Brass	INF	5-10	170	R/R	R-FR	2/14/06	Chandler, AZ (Hamilton HS)
39	Ryan Castillo	RHP	6-2	190	R/R	SO	8/26/04	Los Lunas, NM (Los Lunas HS)
14	Akili Carris	INF	6-2	186	R/R	JR	6/24/04	Albuquerque, NM (La Cueva HS)
11	Matt Cornelius	LHP	6-0	186	L/L	SR	3/21/02	Zuni, NM (St. Pius X HS)
23	Ty Cunningham	RHP	6-3	215	R/R	JR	3/16/03	Iowa Park, TX (Iowa Park HS)
38	Elias Fiddler	UTL	6-0	175	R/R	JR	8/26/02	Durango, CO (Durango HS)
29	Caleb Hard	C	5-8	185	R/R	JR	10/10/03	Vail, AZ (Cienega HS)
26	Charles Lavigne	RHP	6-5	208	L/R	FR	5/18/06	Blainville, Quebec (Ecole St.-Gabriel HS)
36	Blake Lehmbeck	RHP	6-1	196	R/R	SO	3/13/04	Tucson, AZ (Canyon Del Oro HS)
27	David Lopez	RHP	6-1	220	R/R	SR	7/7/03	Mission, TX (Sharyland Pioneer HS)
28	Luke Maney	INF/CF	5-10	180	L/R	R-JR	9/14/02	San Diego, CA (St. Augustine HS)
9	Josh McAlister	INF	6-2	186	R/R	SR	1/10/03	Homewood, IL (Flossmoor HS)
6	Brian McBroom	RHP	6-0	180	R/R	SR	11/1/02	Calday, CA (Freedom HS)
48	Jack Messmore	RHP	6-1	215	L/R	JR	1/5/04	Niceville, FL (Niceville HS)
5	Shane Miller	INF	6-1	190	L/R	FR	10/18/06	Gilbert, AZ (Higley HS)
17	Cristian Mogan	RHP	6-0	180	R/R	R-FR	7/6/06	Peoria, AZ (Centennial HS)
35	Presley Monteforte	LHP	6-0	190	R/L	JR	3/2/04	Centennial, CO (Arapahoe HS)
48	Andrew Neil	P/INF	5-11	186	L/R	SR	10/27/01	Calday, CA (Freedom HS)
47	Ethan Ott	1B/CF	6-2	215	R/R	SR	6/27/03	Chesapeake, VA (Greenbrier Christian)
16	Grant Origer	RHP	6-3	225	R/R	FR	11/11/06	Parker, TX (Plano East HS)
10	Jordy Orsach	OF	6-5	225	L/L	JR	3/5/03	Haverhill, MA (Haverhill HS)
31	Dayne Pengelly	RHP	6-2	186	L/R	SR	2/18/03	Rio Rancho, NM (Cleveland HS)
33	Daxton Purser	LHP	6-1	225	L/L	SR	3/18/02	Providence, UT (Ridgeline HS)
13	Matt Romero	LHP	6-0	195	L/L	SR	5/17/03	Albuquerque, NM (Sandia HS)
19	Justin Still	LHP	6-3	215	L/L	SR	3/24/02	Chandler, AZ (Parry HS)
18	Beck Sullivan	RHP	5-11	180	R/R	FR	3/31/06	Waxahachie, TX (Waxahachie HS)
43	Gene Trujillo	1B	6-5	230	L/R	SO	5/27/05	Albuquerque, NM (St. Pius X HS)
15	Khalil Walker	CF	5-10	170	L/L	SR	12/28/02	Marfield, TX (Timberview HS)
32	Sydney Ward	CF	6-0	240	R/R	JR	11/21/03	Albuquerque, NM (McKinney HS)
3	Karzan Wasielesky	INF	6-0	175	R/R	JR	7/20/04	Gilbert, AZ (Casteel HS)
25	Luke Wiseman	RHP	6-0	215	R/R	R-JR	12/18/02	Wylie, TX (Wylie HS)
24	Brodey Williams	C	6-0	210	L/R	JR	8/12/04	Houston, TX (Barbers Hill HS)
7	Tommy White	RHP	6-4	210	R/R	JR	4/20/04	Albuquerque, NM (Cibola HS)
4	Tye Wood	CF	5-11	186	S/L	SR	6/18/03	Gardner, KS (Gardner Edgerton HS)

BY POSITION

INNET BASE (2): Ott, Trujillo
INFIELD (3): Brass, Carris, Maney, McAlister, Miller, Neil
OUTFIELD (3): Asby, Walker, Ward, Orsach, Wood
CATCHER (3): Banister, Hard, Williams
RHP (15): Alvarez, Baker-Livingston, Barnhouse, Bell, Castillo, Mogan, Lopez, Lehmbeck, Origer, Pengelly, Cunningham, Wiseman, White, Sullivan, Messmore, Lavigne, McBroom
LHP (7): Cornelius, Romero, Still, Monteforte, Purser, Barnhouse
UTL (1): Fiddler

BY CLASS

TRUE FRESHMEN (1): Miller, Origer, Sullivan, Lavigne, Bell
REDSHIRT FRESHMEN (1): Brass, Mogan
SOPHOMORES (3): Castillo, Trujillo, Lehmbeck
JUNIORS (15): Wasielesky, White, Alvarez, Orsach, Carris, Baker-Livingston, Cunningham, Williams, Wiseman, Maney, Pengelly, Ward, Monteforte, Fiddler, Messmore
SENIORS (15): Wood, McBroom, McAlister, Cornelius, Asby, Romero, Walker, Banister, Lopez, Pengelly, Barnhouse, Ott, Neil

BREAKDOWN

POSITION PLAYERS	
Returners.....	25
Newcomers.....	17
Starters Returning.....	5
Starters Lost.....	4
Lettermen Returning.....	8
Lettermen Lost.....	8
PITCHERS	
Pitchers Returning.....	11
Pitchers Lost.....	5
Weekend Starters Returning.....	2/3
Returners w/ 1+ GS in '24.....	7
Returners w/ 5+ App. in '24.....	7
Returners w/ 1+ App. in '24.....	10

2025 NEW MEXICO OVERALL STATS

Record: 23-17 Home: 16-5 Away: 5-11 Neutral: 2-1 MW: 10-8

Player	avg	gp-gs	ab	r	h	2b	3b	hr	rbi	tb	slg%	bb	hp	so	gdp	ob%	sf	sh	sb-att	po	a	e	fld%
10 ORIACH, Jordy	.405	39-39	153	48	62	17	2	12	47	119	.778	23	7	21	4	.497	2	0	1-2	17	0	0	1.000
15 WALKER, Khalil	.370	40-40	146	31	54	12	5	3	23	85	.582	13	4	18	2	.433	1	2	2-5	96	0	1	.990
47 OTT, Ethan	.354	35-34	130	36	46	12	1	11	37	93	.715	20	8	34	4	.460	3	0	0-1	261	17	0	1.000
9 MCALISTER, Josh	.352	37-36	128	35	45	7	1	12	34	90	.703	19	6	43	0	.458	0	1	8-9	55	102	9	.946
14 CARRIS, Akili	.345	35-33	139	26	48	11	0	1	38	62	.446	6	1	28	2	.369	3	0	1-3	21	38	7	.894
12 ASBY, Will	.294	38-38	160	40	47	14	0	9	30	88	.550	19	3	25	2	.375	2	2	1-1	72	0	0	1.000
4 WOOD, Tye	.277	35-27	101	29	28	9	1	3	21	48	.475	22	5	28	1	.426	1	2	4-4	39	1	1	.976
3 WASLEFSKY, Karsen	.277	32-25	94	20	26	4	1	3	22	41	.436	9	2	18	0	.349	1	1	2-5	31	75	7	.938

26 MANSY, Luke	.415	25-14	53	19	22	4	0	1	12	29	.547	15	5	4	0	.568	1	0	0-0	15	28	4	.915
24 WILLIAMS, Brodey	.338	21-19	71	13	24	9	0	1	10	36	.507	14	1	17	3	.448	1	1	1-2	149	21	0	1.000
2 BRASS, Cooper	.314	27-16	70	14	22	4	0	0	11	26	.371	11	0	10	2	.393	3	2	3-4	25	42	1	.985
48 NEIL, Andrew	.298	23-7	47	13	14	1	1	4	11	29	.617	3	4	15	1	.382	1	0	0-0	7	3	2	.833
29 HERD, Caleb	.245	17-17	49	12	12	0	0	4	15	24	.490	13	0	12	2	.391	2	0	0-0	115	9	2	.984
20 BANISTER, Luke	.179	11-5	28	5	5	1	0	1	8	9	.321	4	0	9	2	.273	1	0	0-0	41	3	0	1.000
43 TRUJILLO, Gene	.175	21-9	40	7	7	0	0	1	3	10	.250	6	4	16	2	.340	0	0	1-1	54	2	1	.982
5 MILLER, Shane	.000	3-1	4	1	0	0	0	0	3	0	.000	2	0	2	0	.286	1	0	0-0	4	3	0	1.000
Totals	.327	40	1413	349	462	105	12	66	325	789	.558	199	50	300	27	.422	23	11	24-37	1022	390	41	.972
Opponents	.318	40	1422	349	452	111	25	38	325	727	.511	197	57	308	23	.415	27	9	38-56	1006	353	38	.973

LOB - Team (341), Opp (341). DPs turned - Team (27), Opp (31). IBB - Team (4), ORIACH, J. 2, MCALISTER, J 1, MANSY, L. 1.

(All games Sorted by Earned run avg)

Player	era	w-l	app	gs	cg	sho	sv	ip	h	r	er	bb	so	2b	3b	hr	b/avg	wp	hp	bk	sfa	sha
34 BARNHOUSE, Josh	5.28	4-1	20	0	0	0/1	0	30.2	34	18	18	14	19	9	4	2	.291	2	1	0	3	2
39 CASTILLO, Ryan	6.82	4-2	7	7	1	0/0	0	33.0	43	28	25	12	34	12	1	4	.314	5	3	0	1	0
33 PURSER, Daxton	7.49	2-3	12	6	0	0/1	1	45.2	49	40	38	19	58	13	1	6	.269	4	2	0	3	0
31 PENGELLY, Dayne	8.77	2-2	11	11	0	0/1	0	40.0	58	45	39	30	34	16	2	1	.341	3	7	0	3	2

23 CUNNINGHAM, Ty	3.91	1-1	17	0	0	0/1	10	25.1	22	11	11	15	22	6	0	0	.229	1	2	0	1	1
7 WHITE, Tommy	4.68	2-0	13	0	0	0/0	0	25.0	28	14	13	12	24	3	1	3	.286	0	6	0	0	1
25 WISEMAN, Luke	6.05	3-0	17	0	0	0/0	0	19.1	27	16	13	8	20	6	1	1	.310	0	2	1	1	0
35 MONTEFORTE, Presley	7.40	0-1	6	3	0	0/0	0	20.2	30	19	17	8	13	9	0	1	.333	1	6	1	0	1
27 LOPEZ, David	9.37	1-2	4	4	0	0/0	0	16.1	20	19	17	9	14	3	3	3	.294	5	5	0	1	0
8 ALVAREZ, Diego	9.69	1-3	8	4	0	0/0	1	26.0	36	28	28	8	20	6	5	5	.321	0	4	0	2	0
11 CORNELIUS, Matt	11.48	1-0	8	0	0	0/0	0	13.1	19	21	17	14	13	7	0	3	.339	2	5	0	2	1
49 MESSMORE, Jack	14.00	0-1	11	0	0	0/1	0	18.0	35	31	28	11	11	12	4	4	.412	2	1	1	5	0
13 ROMERO, Matt	16.43	0-0	10	1	0	0/0	0	7.2	17	14	14	8	5	2	0	1	.436	2	4	0	1	0
6 MCBROOM, Brian	17.47	0-0	7	0	0	0/0	0	5.2	10	11	11	5	5	2	2	1	.417	0	1	0	2	0
38 LEHMBECK, Blake	18.00	0-0	1	0	0	0/0	0	1.0	1	2	2	0	0	1	0	0	.333	0	1	0	1	0
19 STILL, Justin	18.90	1-0	4	0	0	0/0	0	3.1	9	8	7	6	5	1	1	0	.500	0	0	0	0	0
17 MOGEN, Cristian	19.29	1-1	4	3	0	0/0	0	4.2	7	10	10	7	6	2	0	1	.368	0	2	0	1	1
42 BELL, Blake	20.25	0-0	3	0	0	0/0	0	2.2	3	6	6	5	3	0	0	2	.300	0	2	0	0	0
22 BAKER-LIVINGSTON,Be	27.00	0-0	2	1	0	0/0	0	1.1	2	4	4	5	1	0	0	0	.333	1	1	0	0	0
16 ORIGER, Grant	36.00	0-0	2	0	0	0/0	0	1.0	2	4	4	1	1	1	0	0	.400	0	2	0	0	0
Totals	8.51	23-17	40	40	1	1/1	12	340.2	452	349	322	197	308	111	25	38	.318	28	57	3	27	9
Opponents	8.32	17-23	40	40	0	2/2	4	335.1	462	349	310	199	300	105	12	66	.327	37	50	3	23	11

PB - Team (6), BANISTER, L. 4, HERD, C. 1, WILLIAMS, B. 1, Opp (6). Pickoffs - Team (3), ALVAREZ, D. 1, CORNELIUS, M 1, PURSER, D. 1. SBA/ATT - WILLIAMS, B. (23-32), HERD, C. (8-12), PENGELLY, D. (6-10), BANISTER, L. (7-10), ALVAREZ, D. (6-8), PURSER, D. (3-6), CASTILLO, R. (1-5), WISEMAN, L. (4-4), WHITE, T. (3-4), MESSMORE, J. (3-3), LOPEZ, D. (2-3), BARNHOUSE, J (2-3), ROMERO, M. (2-2), STILL, J. (2-2), MONTEFORTE (1-2), BELL, B. (1-1), CORNELIUS, M (0-1), CUNNINGHAM (1-1), BAKER-LIVING (1-1).

MOUNTAIN WEST-ONLY STATISTICS

Record: 10-6 Home: 7-2 Away: 3-6 MW: 10-8

Player	avg	g-p	ab	r	h	2b	3b	hr	bb	so	hbp	wp	gdp	avg	sl	sh	ob-ct	po	e	o	RFA		
47 CITT, Ethan	.400	18-18	63	20	26	6	0	9	19	39	500	12	3	14	1	.313	0	0	0-1	130	0	0	1.000
9 MCALISTER, Josh	.394	18-18	66	18	26	3	1	6	19	49	.742	7	2	19	0	.467	0	0	2-3	29	45	1	.987
13 WALLER, Ryan M	.371	18-18	62	12	23	4	1	1	9	32	.316	7	3	9	2	.402	1	0	0-2	40	0	0	1.000
14 CARRIS, Akili	.364	16-16	66	16	24	7	0	0	13	31	.470	3	1	14	1	.384	3	0	0-0	9	22	5	.861
10 CRUNCH, Andy	.348	17-17	66	10	23	3	1	3	13	39	.593	13	3	10	3	.470	1	0	0-0	0	0	0	.000
24 WILLIAMS, Brodey	.341	12-11	41	6	14	6	0	1	6	23	.561	7	0	9	1	.429	1	1	1-1	88	15	0	1.000
4 WOOD, Ty	.294	18-13	39	11	13	3	0	0	10	20	.339	8	2	20	1	.362	0	2	2-2	34	0	0	1.000
12 ASBY, Will	.250	17-17	72	14	18	3	0	3	14	30	.417	8	2	11	0	.337	1	0	0-0	38	0	0	1.000

26 MANSY, Luke	.441	15-9	34	12	13	3	0	0	7	18	.329	8	2	2	0	.556	1	0	0-0	14	21	3	.921
29 HERD, Caleb	.360	7-7	19	3	7	0	0	3	11	16	.842	4	0	1	1	.400	1	0	0-0	30	2	1	.995
48 NEIL, Andrew	.276	13-4	29	8	8	1	1	3	10	20	.690	1	2	9	1	.333	1	0	0-0	6	1	1	.875
3 WASSLEFSKY, Karsen	.263	29-6	34	8	9	1	0	2	12	16	.471	3	0	6	0	.324	0	1	0-1	5	31	4	.980
2 BRASS, Cooper	.250	12-3	20	2	3	1	0	0	1	6	.300	2	0	4	0	.318	0	0	0-0	6	11	1	.944
43 TRULLING, Gene	.093	11-0	11	1	1	0	0	0	0	1	.093	2	1	3	0	.286	0	0	0-0	0	0	0	1.000
20 BANISTER, Luke	.000	6-1	8	2	0	0	0	0	0	0	.000	4	0	4	0	.333	0	0	0-0	10	0	0	1.000
Totals	.328	18	652	153	214	45	4	31	146	360	.552	89	21	137	11	.420	10	4	5-10	462	174	19	.971
Opponents	.328	18	658	161	216	58	5	17	150	335	.509	95	20	137	9	.423	10	5	15-23	463	158	16	.975

LOW - Team (1.60), Opp (1.63). DPs turned - Team (13), Opp (13). BB - Team (3), CRUNCH, J. 2, MCALISTER, J. 1.

(MW games only Sorted by Earned run avg)

Player	avg	g-p	wp	g	cs	sho	sv	ip	h	r	er	bb	so	2b	3b	hr	hbp	wp	hp	sh	ct	ctn
7 WHITE, Tommy	1.93	0-0	6	0	0	0/0	0	34.0	12	3	3	6	10	0	0	0	.239	0	4	0	0	1
35 MONTEFORTE, Presley	3.89	0-1	4	3	0	0/0	0	18.1	22	13	12	8	11	7	0	1	.297	1	4	1	0	1
33 PUNSEN, Dalton	6.27	2-1	6	6	0	0/0	0	33.0	34	23	23	14	36	9	0	3	.264	2	1	0	2	0
39 CASTILLO, Ryan	9.00	2-1	3	3	1	0/0	0	15.0	21	15	15	4	17	8	0	3	.328	3	2	0	1	0
31 FENIGELLY, Dwayne	11.40	0-2	3	3	0	0/0	0	13.2	33	23	20	16	16	10	1	1	.449	2	1	0	2	1
23 CLUNNINGHAM, Ty	3.38	1-0	7	0	0	0/0	3	30.2	8	4	4	4	8	2	0	0	.200	1	2	0	0	0
34 BARNHOUSE, Josh	7.50	3-1	9	0	0	0/0	0	12.0	17	10	10	10	8	6	1	1	.334	1	0	0	1	2
21 WISEMAN, Luke	9.00	2-0	7	0	0	0/0	0	9.0	17	12	9	4	10	4	0	0	.362	0	0	0	0	0
42 BELL, Blake	9.00	0-0	1	0	0	0/0	0	2.0	0	2	2	2	3	0	0	0	.000	0	2	0	0	0
49 MESSMORE, Jack	10.38	0-0	3	0	0	0/0	0	8.2	18	11	10	4	4	3	1	3	.429	1	0	0	2	0
8 ALVAREZ, Diego	10.50	0-1	4	0	0	0/0	1	6.0	7	7	7	3	3	1	0	2	.269	0	0	0	0	0
11 CORNELIUS, Matt	14.34	0-0	3	0	0	0/0	0	4.1	7	11	7	7	3	4	0	1	.318	0	1	0	0	0
13 ROMERO, Matt	27.00	0-0	3	0	0	0/0	0	3.0	9	9	9	4	3	0	0	1	.500	1	2	0	0	0
6 MCBROOM, Brian	33.75	0-0	3	0	0	0/0	0	1.1	3	3	3	3	2	0	2	0	.300	0	0	0	1	0
17 MOGEN, Cristian	81.00	0-1	2	1	0	0/0	0	1.0	6	9	9	4	1	2	0	1	.750	0	1	0	1	0
Totals	8.47	10-8	18	18	1	0/0	4	154.0	236	161	143	95	137	58	5	17	.328	12	20	1	10	5
Opponents	8.34	8-10	18	18	0	0/0	3	154.1	234	153	143	89	137	45	4	31	.328	15	21	1	10	4

FB - Team (3), BANISTER, L. 1, HERD, C. 1, WILLIAMS, B. 1, Opp (3). Pickoffs - Team (1), PUNSEN, D. 1. SBA/ATT - WILLIAMS, B. (13-19), FENIGELLY, D. (4-6), PUNSEN, D. (2-3), WHITE, T. (3-3), CASTILLO, R. (1-2), MONTEFORTE (1-2), HERD, C. (1-2), MESSMORE, J. (1-1), ROMERO, M. (1-1), WISEMAN, L. (1-1), BARNHOUSE, J. (0-1), ALVAREZ, D. (1-1), BANISTER, L. (1-1).

UNM VS. SAN JOSE STATE IN 2025

Record: 3-4 Home: 2-1 Away: 1-2 Neutral: 0-1 MW: 3-3

Date	Opponent	Score
*3/22	SAN JOSE STATE	L 13-16
*3/23	SAN JOSE STATE	w 7-5
*3/23	SAN JOSE STATE	w 17-4
*5/16	at San Jose State	L 7-8
*5/17	at San Jose State	L 1-5
*5/18	at San Jose State	w 10-9
5/23	vs San Jose State	L 5-8

* = Conference game

Player	avg	gp-gs	ab	r	h	2b	3b	hr	rbi	bb	hbp	so	sb-att
18 HOLLAND, Jake	.560	7-7	25	12	14	3	0	6	17	8	1	1	0-0
12 ASBY, Will	.375	7-7	32	9	12	1	1	3	11	2	0	4	0-0
15 WALKER, Khalil	.333	7-5	15	4	5	0	0	0	1	2	0	3	0-0
8 KINKADE, Konner	.294	6-5	17	3	5	1	0	1	4	2	1	4	0-0
24 SMITH, Kyle	.263	5-4	19	3	5	2	0	0	1	2	1	4	1-1
30 SPENRATH, Reed	.233	7-7	30	5	7	2	0	0	1	5	0	11	2-2
4 WOOD, Tye	.200	7-7	25	3	5	0	0	0	2	6	1	9	1-2
14 CARRIS, Akili	.190	6-6	21	2	4	1	0	0	2	1	0	1	0-0
2 WEISSENBORN, Chase	.190	6-6	21	5	4	1	0	0	1	5	0	10	0-0

9 MCALISTER, Josh	.750	3-1	8	5	6	1	0	2	5	1	0	0	0-0
43 TRUJILLO, Gene	.667	2-1	3	3	2	0	0	1	2	2	0	1	0-0
11 STEPHENS, Sean	.300	4-2	10	2	3	0	0	0	4	1	2	1	1-1
47 OTT, Ethan	.125	2-2	8	0	1	1	0	0	1	0	0	1	0-0
3 DIXON, Devon	.083	5-3	12	4	1	0	0	0	3	4	0	4	0-0
Totals	.301	7	246	60	74	13	1	13	55	41	6	54	5-6
Opponents	.329	7	255	55	84	21	2	8	53	31	15	49	3-5

LOB - Team (55), Opp (67). DPs turned - Team (11), Opp (11).

Player	era	w-l	app	gs	cg	sh	sv	ip	h	r	er	bb	so
33 PURSER, Daxton	2.57	1-0	2	1	0	0	0	7.0	4	2	2	3	4
23 JACKSON, Jaren	5.40	1-0	4	0	0	0	0	11.2	17	7	7	8	12
35 STEINKAMP, Arthur	7.59	0-0	4	0	0	0	0	10.2	16	9	9	2	9
27 LOPEZ, David	11.25	0-0	2	2	0	0	0	8.0	12	11	10	5	4

39 CASTILLO, Ryan	0.00	1-0	2	0	0	0	0	5.2	2	0	0	0	7
19 STILL, Justin	0.00	0-0	1	0	0	0	0	0.1	2	0	0	0	0
13 RUSSELL, Brett	2.08	0-1	1	1	0	0	0	4.1	4	2	1	1	2
31 PENGELLY, Dayne	12.00	0-1	2	2	0	0	0	6.0	13	9	8	5	6
40 BANNISTER, Wil	12.46	0-0	2	1	0	0	0	4.1	5	7	6	5	2
34 BARNHOUSE, Josh	24.00	0-2	2	0	0	0	0	3.0	9	8	8	2	3
Totals	7.52	3-4	7	7	0	0	0	61.0	84	55	51	31	49
Opponents	6.20	4-3	7	7	1	0	1	61.0	74	60	42	41	54

SBA/ATT - HOLLAND, J. (3-5), STEINKAMP, A (2-2), CASTILLO, R. (0-1), LOPEZ, D. (1-1), PURSER, D. (0-1).

Score by innings	1	2	3	4	5	6	7	8	9	EX	Total
New Mexico	3	17	6	6	4	8	3	7	5	1	60
Opponents	8	5	5	6	8	6	7	3	7	0	55

Win-loss breakouts: Day 3-1; Night 0-3; vs Left 2-2; vs Right 1-2;
 1-run games 1-1; 2-run games 1-0; 5+run games 1-0; Extra inns 1-0; Shutouts 0-0.
 Current streak: Lost 1; Longest winning streak: 2; Longest losing streak: 2.
 Attendance: Home 1317 (avg 439); Away 1267 (avg 316); Total 2584 (avg 369).

LAST WEEK (@ NM STATE, @ UNLV)

Player	avg	op-avg	ab	r	h	2b	3b	hr	rbi	bb	so	ops	slg	ops	slg	ops	slg	ops	slg
18 CRAMACH, Jarry	.363	4-4	12	4	7	2	0	1	3	12	1.000	2	1	0	0	.625	1	0	0-0
14 CARRIS, Akili	.500	4-3	14	2	7	1	0	0	3	8	.371	0	0	3	0	.467	1	0	0-0
9 MCALISTER, Josh	.400	4-4	13	4	6	1	1	3	8	18	1.200	0	1	4	0	.438	0	0	0-0
47 OTT, Ethan	.333	4-4	17	4	6	1	0	2	4	13	.765	2	1	4	0	.450	0	0	0-0
12 ASBY, Wili	.333	4-4	21	6	7	1	0	2	3	14	.667	0	0	1	0	.333	0	0	0-0
15 WALKER, Khalil	.214	4-4	14	1	3	1	0	0	4	4	.286	3	0	2	2	.353	0	0	0-0
26 MANSY, Luke	.182	4-4	11	3	2	0	0	0	2	2	.182	6	0	1	0	.471	0	0	0-0
4 WOOD, Tye	.063	4-4	16	3	1	0	0	0	2	1	.063	4	0	5	0	.238	1	0	1-1
2 BRASS, Cooper	.500	2-0	2	0	1	0	0	0	0	1	.500	0	0	0	0	.500	0	0	0-0
3 WASLEFSKY, Karsen	.333	3-4	6	1	2	1	0	0	2	3	.500	1	0	2	0	.375	1	0	0-0
48 NEIL, Andrew	.250	3-0	4	2	1	0	0	0	0	1	.250	1	0	2	0	.400	0	0	0-0
24 WILLIAMS, Brodey	.000	3-2	6	0	0	0	0	0	0	0	.000	3	0	1	1	.333	0	1	1-1
29 HERD, Caleb	.000	2-2	3	2	0	0	0	0	1	0	.000	3	0	1	0	.500	0	0	0-0
43 TRUJILLO, Gene	.000	3-0	1	0	0	0	0	0	0	0	.000	0	0	1	0	.000	0	0	0-0
20 BANISTER, Luke	.000	1-0	1	0	0	0	0	0	0	0	.000	1	0	1	0	.500	0	0	0-0
Totals	.301	4	143	34	43	8	1	8	32	77	.538	26	3	32	3	.409	4	1	2-2
Opponents	.262	4	141	30	37	4	0	2	27	47	.333	33	5	30	2	.414	2	1	2-2

Player	vs left			vs right			vs unkn			vs empty			vs loaded			by	grd	tgt			
	b	ab	avg	b	ab	avg	b	ab	avg	b	ab	avg	b	ab	avg						
12 ASBY, Will	0	1	.000	7	20	.350	1	7	.143	6	14	.429	0	0	—	3	6	.500	0	1	4.0
20 BANISTER, Luke	0	0	—	0	1	.000	0	0	—	0	1	.000	0	0	—	0	1	.000	0	0	0.0
2 BRASS, Cooper	0	0	—	1	2	.500	0	0	—	1	2	.500	0	0	—	1	2	.500	1	0	99.9
14 CARRIS, Akili	0	0	—	7	14	.500	4	7	.571	3	7	.429	0	0	—	1	2	.500	2	3	0.7
29 HERD, Caleb	0	0	—	0	3	.000	0	2	.000	0	1	.000	0	0	—	1	1	1.000	0	2	0.0
26 MANSY, Luke	0	0	—	2	11	.182	1	5	.200	1	6	.167	0	0	—	2	2	1.000	6	2	3.0
9 MCALISTER, Josh	1	1	1.000	5	14	.357	3	9	.333	3	6	.500	1	2	.500	3	3	1.000	2	2	1.0
48 NEIL, Andrew	0	0	—	1	4	.250	0	2	.000	1	2	.500	0	0	—	0	1	.000	0	1	0.0
10 CRAMACH, Jarry	1	1	1.000	6	11	.545	2	3	.667	5	9	.556	0	0	—	1	2	.500	5	1	5.0
47 OTT, Ethan	0	0	—	6	17	.353	3	10	.300	3	7	.429	0	0	—	0	3	.000	5	2	2.5
43 TRUJILLO, Gene	0	0	—	0	1	.000	0	1	.000	0	0	—	0	0	—	0	0	—	0	0	0.0
15 WALKER, Khalil	0	0	—	3	14	.214	3	10	.300	0	4	.000	1	1	1.000	0	2	.000	2	7	0.3
3 WASLEFSKY, Karsen	0	0	—	2	6	.333	1	4	.250	1	2	.500	0	2	.000	1	1	1.000	2	1	2.0
24 WILLIAMS, Brodey	0	0	—	0	6	.000	0	4	.000	0	2	.000	0	0	—	2	3	.667	2	4	0.5
4 WOOD, Tye	0	0	—	1	16	.063	0	8	.000	1	11	.091	0	1	.000	2	7	.286	0	3	2.7
Totals	2	3	.667	41	140	.293	18	72	.250	25	71	.352	2	6	.333	17	36	.472	43	29	1.5
Opponents	21	75	.280	16	66	.242	21	83	.253	16	58	.276	4	18	.222	16	35	.457	41	30	1.4

Player	avg	op-avg	avg	op-avg	avg	op-avg	avg	op-avg	avg	op-avg	avg	op-avg	avg	op-avg	avg	op-avg	avg	op-avg	avg	op-avg
23 CUNNINGHAM, Ty	0.00	0-0	3 0 0 0/0	0	3.0	2 0 0 0/0	1	0.0	2 0 0 0/0	1	0.0	0 0 0 0/0	0	0.0	0 0 0 0/0	0	0.0	0 0 0 0/0	0	0.0
25 WISEMAN, Luke	0.00	1-0	3 0 0 0/0	0	4.2	3 1 0 1/2	1	2	0 0 0 0/0	0	0.0	0 0 0 0/0	0	0.0	0 0 0 0/0	0	0.0	0 0 0 0/0	0	0.0
19 STILL, Justin	0.00	0-0	1 0 0 0/0	0	3.0	1 1 0 1/2	1	1	0 0 0 0/0	0	0.0	0 0 0 0/0	0	0.0	0 0 0 0/0	0	0.0	0 0 0 0/0	0	0.0
35 MONTEFORTE, Presley	3.86	0-0	1 1 0 0/0	0	4.2	7 3 2 3/2	2	2	0 0 0 0/0	0	0.0	0 0 0 0/0	0	0.0	0 0 0 0/0	0	0.0	0 0 0 0/0	0	0.0
33 PURGER, Daxton	3.40	1-0	1 1 0 0/0	0	6.2	7 3 4 2/3	3	1	0 1 1 2/0	1	1.0	0 0 0 0/0	0	0.0	0 0 0 0/0	0	0.0	0 0 0 0/0	0	0.0
7 WHITE, Tommy	6.75	0-0	2 0 0 0/0	0	5.1	5 4 4 4/4	7	1	0 0 0 0/0	0	0.0	0 3 0 0/0	1	1.0	0 0 0 0/0	0	0.0	0 0 0 0/0	0	0.0
11 CORNELIUS, Matt	0.10	0-0	1 0 0 0/0	0	3.1	2 3 3 3/3	3	0	0 1 1 1/0	1	1.0	0 0 0 0/0	0	0.0	0 0 0 0/0	0	0.0	0 0 0 0/0	0	0.0

49 MESSMORE, Jack	0.00	0-0	1 0 0 0/0	0	0.2	1 1 0 0/0	1	0	0 0 0 0/0	0	0.0	0 0 0 0/0	0	0.0	0 0 0 0/0	0	0.0	0 0 0 0/0	0	0.0
34 BARNHOUSE, Josh	27.00	0-0	2 0 0 0/0	0	1.0	2 3 3 3/0	5	0	0 0 0 0/0	0	0.0	0 0 0 0/0	0	0.0	0 0 0 0/0	0	0.0	0 0 0 0/0	0	0.0
22 BAKER-LIVINGSTON, Jr	0.00	0-0	1 1 0 0/0	0	0.1	1 3 3 4/1	1	0	0 0 0 0/0	0	0.0	0 0 0 0/0	0	0.0	0 0 0 0/0	0	0.0	0 0 0 0/0	0	0.0
17 MOGEN, Cristian	99.00	0-1	1 1 0 0/0	0	0.1	2 4 4 4/0	4	0	0 0 0 0/0	0	0.0	0 0 0 0/0	0	0.0	0 0 0 0/0	0	0.0	0 0 0 0/0	0	0.0
16 ORIGER, Grant	99.00	0-0	1 0 0 0/0	0	0.0	0 2 2 1/0	1	0	0 0 0 0/0	0	0.0	0 0 0 0/0	0	0.0	0 0 0 0/0	0	0.0	0 0 0 0/0	0	0.0
Totals	6.43	2-1	4 4 0 0/0	1	35.0	37 30 25 33/30	30	4	0 2 2 3/2	362	2 5 0 2 1	2 5 0 2 1								
Opponents	8.25	1-2	4 4 0 0/0	0	36.0	43 34 33 26/32	32	8	1 8 3 30/1	301	2 3 0 4 1	2 3 0 4 1								

Player	vs left			vs right			vs unkn			vs empty			vs loaded			vs 2 outs			By	grd	By	
	b	ab	avg	b	ab	avg	b	ab	avg	b	ab	avg	b	ab	avg	b	ab	avg				
22 BAKER-LIVINGSTON, Jc	1	1	1.000	0	1	.000	0	1	.000	1	1	1.000	1	1	1.000	0	0	—	0	0	0.0	0
34 BARNHOUSE, Josh	0	1	.000	2	4	.500	2	5	.400	0	0	—	1	1	1.000	1	1	1.000	2	1	2.0	0
11 CORNELIUS, Matt	1	3	.333	1	10	.100	1	7	.143	1	6	.167	1	4	.250	1	4	.250	4	3	1.3	0
23 CUNNINGHAM, Ty	1	6	.167	1	11	.091	0	9	.000	2	8	.250	2	4	.500	0	6	.000	5	5	1.0	0
49 MESSMORE, Jack	1	1	1.000	0	2	.000	1	3	.333	0	0	—	0	0	—	0	2	.000	2	0	99.9	0
17 MOGEN, Cristian	2	2	1.000	0	0	—	1	1	1.000	1	1	1.000	1	1	1.000	0	0	—	1	0	99.9	0
35 MONTEFORTE, Presi	2	6	.333	5	15	.333	4	16	.250	3	5	.600	4	5	.800	2	6	.333	2	5	0.2	1
16 ORIGER, Grant	0	0	—	0	0	—	0	0	—	0	0	—	1	1	1.000	0	0	—	0	0	0.0	0
33 PURGER, Daxton	4	7	.571	3	21	.143	3	11	.273	4	17	.235	2	7	.286	2	9	.222	12	3	4.0	0
19 STILL, Justin	1	3	.333	4	10	.400	3	7	.429	2	6	.333	1	3	.333	2	4	.500	1	1	1.0	1
7 WHITE, Tommy	1	7	.143	4	19	.211	5	16	.313	0	4	.000	2	4	.500	0	6	.000	4	5	0.0	0
25 WISEMAN, Luke	0	5	.000	3	12	.250	1	7	.143	2	10	.200	0	4	.000	1	7	.143	8	3	2.7	0
Totals	14	42	.333	23	99	.232	21	83	.253	16	58	.276	16	35	.457	9	45	.200	41	30	1.4	2
Opponents	21	85	.247	22	58	.379	18	72	.250	25	71	.352	17	36	.472	16	50	.320	43	29	1.5	3

LOBOS IN GAMES AT SANTA ANA STAR FIELD

Record: 16-5 Home: 16-5 Away: 0-0 MW: 7-2

Player	avg	gp-gs	ab	r	h	2b	3b	hr	rbi	tb	slg%	bb	hp	so	gdp	ob%	sf	sh	sb-att	po	a	e	fld%
10 ORIACH, Jordy	.476	21-21	84	37	40	12	2	7	31	77	.917	16	4	7	4	.571	1	0	1-2	8	0	0	1.000
15 WALKER, Khalil	.432	21-21	81	23	35	8	4	2	12	57	.704	8	1	10	0	.484	1	2	2-4	51	0	1	.981
9 MCALISTER, Josh	.415	19-18	65	24	27	3	0	6	22	48	.738	13	5	16	0	.542	0	0	8-9	35	69	6	.945
14 CARRIS, Akili	.388	20-20	85	21	33	8	0	1	32	44	.518	5	1	11	2	.419	2	0	1-3	9	25	3	.919
3 WASLEFSKY, Karsen	.385	16-13	52	15	20	2	0	3	15	31	.596	6	0	6	0	.448	0	0	2-4	17	47	5	.928
47 OTT, Ethan	.365	19-19	74	25	27	9	1	6	28	56	.757	15	5	16	3	.495	1	0	0-0	167	11	0	1.000
4 WOOD, Tye	.350	19-15	60	21	21	6	0	2	12	33	.550	12	4	12	1	.487	0	0	3-3	22	1	0	1.000
12 ASBY, Will	.325	19-19	83	23	27	7	0	5	20	49	.590	13	1	9	1	.414	2	0	0-0	32	0	0	1.000

26 MANSY, Luke	.563	10-5	16	9	9	1	0	0	4	10	.625	7	5	0	0	.750	0	0	0-0	5	11	0	1.000
24 WILLIAMS, Brodey	.405	9-9	37	8	15	6	0	1	7	24	.649	5	1	6	2	.488	0	0	0-0	68	12	0	1.000
20 BANISTER, Luke	.333	4-3	15	5	5	1	0	1	6	9	.600	3	0	3	2	.444	0	0	0-0	25	2	0	1.000
29 HERD, Caleb	.321	9-9	28	7	9	0	0	3	13	18	.643	8	0	7	2	.447	2	0	0-0	59	6	1	.985
48 NEIL, Andrew	.263	9-3	19	7	5	0	1	3	8	16	.842	1	2	3	1	.348	1	0	0-0	6	2	1	.889
2 BRASS, Cooper	.243	13-9	37	11	9	1	0	0	8	10	.270	9	0	5	2	.367	3	1	2-2	12	25	0	1.000
43 TRUJILLO, Gene	.056	8-4	18	2	1	0	0	0	0	1	.056	2	2	5	2	.227	0	0	0-0	18	0	0	1.000
5 MILLER, Shane	.000	1-1	3	1	0	0	0	0	2	0	.000	2	0	1	0	.400	0	0	0-0	4	3	0	1.000
Totals	.374	21	757	239	283	64	8	40	220	483	.638	125	31	117	22	.474	13	3	19-27	549	236	19	.976
Opponents	.327	21	762	178	249	58	12	22	168	397	.521	89	26	155	16	.409	13	6	19-32	505	193	24	.967

LOB - Team (185), Opp (169). DPs turned - Team (20), Opp (23). IBB - Team (2), MCALISTER, J 1, MANSY, L 1.

(Home games Sorted by Earned run avg)

Player	era	w-l	app	gs	cg	sho	sv	ip	h	r	er	bb	so	2b	3b	hr	b/avg	wp	hp	bk	sfa	sha
34 BARNHOUSE, Josh	1.86	3-0	10	0	0	0/1	0	19.1	17	4	4	5	13	2	2	1	.243	0	1	0	0	2
39 CASTILLO, Ryan	6.14	3-0	4	4	1	0/0	0	22.0	27	16	15	8	23	5	1	3	.303	4	1	0	1	0
31 PENGELLY, Dayne	9.67	2-2	7	7	0	0/1	0	27.0	41	33	29	15	20	14	1	0	.360	2	5	0	3	1
33 PURSER, Daxton	10.38	1-2	6	3	0	0/1	0	21.2	33	25	25	9	29	10	1	3	.359	2	1	0	2	0

17 MOGEN, Cristian	0.00	1-0	1	1	0	0/0	0	2.2	0	0	0	1	3	0	0	0	.000	0	0	0	0	1
23 CUNNINGHAM, Ty	1.50	0-0	9	0	0	0/1	7	12.0	6	2	2	7	9	1	0	0	.150	1	1	0	1	1
7 WHITE, Tommy	5.73	2-0	5	0	0	0/0	0	11.0	13	7	7	6	8	0	1	3	.295	0	2	0	0	0
11 CORNELIUS, Matt	7.20	0-0	2	0	0	0/0	0	5.0	5	4	4	2	4	1	0	1	.278	2	2	0	1	0
35 MONTEFORTE, Presley	8.38	0-0	3	1	0	0/0	0	9.2	14	10	9	1	6	3	0	0	.333	1	2	0	0	1
42 BELL, Blake	9.00	0-0	1	0	0	0/0	0	2.0	0	2	2	2	3	0	0	0	.000	0	2	0	0	0
22 BAKER-LIVINGSTON,Be	9.00	0-0	1	0	0	0/0	0	1.0	1	1	1	1	0	0	0	0	.250	0	0	0	0	0
27 LOPEZ, David	10.38	1-0	2	2	0	0/0	0	8.2	12	11	10	5	7	1	1	3	.316	2	3	0	0	0
49 MESSMORE, Jack	10.45	0-1	5	0	0	0/1	0	10.1	16	13	12	6	7	7	1	2	.356	1	0	0	1	0
8 ALVAREZ, Diego	12.41	1-0	4	2	0	0/0	0	12.1	23	17	17	5	7	5	2	4	.397	0	3	0	2	0
25 WISEMAN, Luke	14.09	2-0	8	0	0	0/0	0	7.2	21	13	12	3	8	5	0	1	.447	0	0	0	0	0
13 ROMERO, Matt	14.21	0-0	6	1	0	0/0	0	6.1	13	10	10	6	5	2	0	1	.419	1	1	0	1	0
6 MCBROOM, Brian	16.20	0-0	4	0	0	0/0	0	3.1	4	6	6	5	2	1	1	0	.333	0	1	0	1	0
16 ORIGER, Grant	18.00	0-0	1	0	0	0/0	0	1.0	2	2	2	0	1	1	0	0	.400	0	1	0	0	0
19 STILL, Justin	99.00	0-0	1	0	0	0/0	0	0.0	1	2	2	2	0	0	1	0	1.000	0	0	0	0	0
Totals	8.31	16-5	21	21	1	1/1	7	183.0	249	178	169	89	155	58	12	22	.327	16	26	0	13	6
Opponents	11.12	5-16	21	21	0	0/0	1	168.1	283	239	208	125	117	64	8	40	.374	22	31	3	13	3

PB - Team (0), Opp (3). Pickoffs - Team (1), PURSER, D. 1. SBA/ATT - WILLIAMS, B. (13-19), HERD, C. (4-8), PENGELLY, D. (4-7), ALVAREZ, D. (5-6), BANISTER, L. (2-4), PURSER, D. (1-4), CASTILLO, R. (1-3), WHITE, T. (1-2), LOPEZ, D. (1-2), BARNHOUSE, J (1-2), MESSMORE, J. (2-2), MONTEFORTE (1-2), CUNNINGHAM (1-1), ROMERO, M. (1-1).

2024 NEW MEXICO OVERALL STATS

Record: 28-26 Home: 18-10 Away: 8-12 Neutral: 2-4 MW: 17-13

Player	avg	gp-gs	ab	r	h	2b	3b	hr	rbi	tb	slg%	bb	hp	so	gdp	ob%	sf	sh	sb-att	po	a	e	fld%
15 WALKER, Khalil	.391	50-43	161	44	63	11	0	3	19	83	.516	30	2	24	2	.490	1	6	2-5	104	2	3	.972
18 HOLLAND, Jake	.381	44-43	168	47	64	15	2	17	60	134	.798	20	5	30	6	.445	7	0	0-0	284	32	2	.994
30 SPENRATH, Reed	.340	54-53	209	54	71	18	4	14	51	139	.665	41	2	60	3	.452	0	0	5-5	451	23	5	.990
12 ASBY, Will	.333	54-52	213	59	71	17	2	12	59	128	.601	30	7	27	0	.422	6	1	1-2	97	0	5	.951
4 WOOD, Tye	.325	51-49	160	44	52	8	4	3	32	77	.481	39	15	40	5	.488	3	0	20-24	69	1	5	.933
14 CARRIS, Akili	.301	34-30	113	21	34	9	0	0	27	43	.381	6	0	22	2	.331	2	2	1-1	21	43	3	.955
8 KINKADE, Konner	.297	47-39	158	32	47	8	0	1	31	58	.367	15	9	25	4	.384	3	7	1-1	73	110	5	.973
24 SMITH, Kyle	.288	36-27	111	28	32	8	0	3	24	49	.441	16	9	21	4	.416	1	0	2-3	94	4	2	.980
3 DIXON, Devon	.226	50-38	137	32	31	7	1	3	25	49	.358	27	2	34	6	.359	1	1	1-1	58	125	9	.953
47 OTT, Ethan	.329	30-23	85	18	28	7	0	4	23	47	.553	12	4	26	1	.431	1	0	0-0	9	0	0	1.000
2 WEISSENBORN, Chase	.313	28-28	96	14	30	4	0	2	21	40	.417	9	2	27	0	.380	1	0	0-0	31	82	3	.974
43 TRUJILLO, Gene	.304	25-8	46	13	14	3	0	4	13	29	.630	7	1	16	0	.400	1	0	0-0	1	0	0	1.000
11 STEPHENS, Sean	.300	39-21	90	18	27	2	2	0	14	33	.367	13	5	17	2	.417	0	0	9-14	56	1	1	.983
9 MCALISTER, Josh	.287	31-25	101	20	29	3	1	6	19	52	.515	12	1	31	3	.365	1	2	3-3	7	39	10	.821
10 MUNGUIA, Austin	.250	6-0	4	0	1	0	0	0	0	1	.250	0	0	2	0	.250	0	0	0-0	8	0	1	.889
26 MANASY, Luke	.194	14-7	31	8	6	1	0	0	3	7	.226	12	0	5	0	.419	0	1	0-0	8	11	0	1.000
48 NEIL, Andrew	.000	4-0	0	2	0	0	0	0	0	0	.000	0	0	0	0	.000	0	0	0-0	1	0	0	1.000
Totals	.319	54	1883	454	600	121	16	72	421	969	.515	289	64	407	38	.421	28	20	45-59	1386	520	62	.968
Opponents	.319	54	1935	442	617	143	25	68	405	1014	.524	240	68	394	42	.407	27	12	60-70	1369	464	56	.970

LOB - Team (461), Opp (454). DPs turned - Team (51), Opp (48). IBB - Team (3), MCALISTER, J 2, SPENRATH, R. 1. Picked off - STEPHENS, S. 2, KINKADE, K. 2, WALKER, K. 2, WOOD, T. 1, WEISSENBORN 1.

(All games Sorted by Earned run avg)

Player	era	w-l	app	gs	cg	sho	sv	ip	h	r	er	bb	so	2b	3b	hr	b/avg	wp	hp	bk	sfa	sha
13 RUSSELL, Brett	5.87	4-4	16	8	0	0/0	0	61.1	61	47	40	17	45	15	2	10	.253	7	6	0	1	0
27 LOPEZ, David	7.71	4-2	14	11	0	0/0	0	65.1	92	63	56	28	45	23	1	8	.332	7	8	0	3	4
17 MOGEN, Cristian	0.00	1-0	1	0	0	0/0	0	2.0	2	0	0	0	0	1	0	0	.250	0	0	0	0	0
22 BAKER-LIVINGSTON, Be	3.00	0-0	2	2	0	0/0	0	6.0	6	2	2	1	8	1	0	0	.286	1	2	0	1	0
33 PURSER, Daxton	5.66	1-2	12	7	0	0/0	0	35.0	33	25	22	26	37	9	1	2	.246	3	8	2	0	1
40 BANNISTER, Wil	5.76	2-0	22	5	0	0/0	3	50.0	57	34	32	24	29	10	3	8	.282	6	5	0	3	1
19 STILL, Justin	6.08	1-0	14	0	0	0/0	1	13.1	15	11	9	15	11	2	1	1	.300	2	4	0	1	0
35 STEINKAMP, Arthur	7.40	4-1	24	0	0	0/1	0	45.0	61	41	37	15	26	19	5	2	.323	3	7	0	3	0
31 PENGELLY, Dayne	7.56	4-5	13	11	0	0/1	0	50.0	78	52	42	35	58	16	3	6	.351	11	8	3	1	3
23 JACKSON, Jaren	8.75	3-5	24	2	0	0/0	1	47.1	74	49	46	28	49	15	2	10	.351	6	7	0	4	1
34 BARNHOUSE, Josh	8.92	2-3	18	4	0	0/0	1	35.1	51	37	35	17	34	12	2	10	.349	2	2	0	5	2
6 MCBROOM, Brian	9.19	1-0	17	0	0	0/0	3	15.2	20	16	16	8	11	4	1	4	.303	0	4	1	2	0
39 CASTILLO, Ryan	11.95	1-3	10	2	0	0/0	0	20.1	37	29	27	6	22	10	2	3	.402	3	4	0	2	0
38 LEHMBECK, Blake	13.50	0-0	2	0	0	0/0	0	2.0	6	3	3	1	2	2	1	0	.500	2	0	0	0	0
48 NEIL, Andrew	18.00	0-0	5	1	0	0/0	0	4.0	3	11	8	13	5	0	1	0	.200	3	3	1	1	0
29 HARDY, Wyatt	20.00	0-1	8	1	0	0/0	1	9.0	21	20	20	4	12	4	0	4	.438	1	0	0	0	0
41 ROMERO, Blane	54.00	0-0	1	0	0	0/0	0	0.1	0	2	2	2	0	0	0	0	.000	0	0	0	0	0
Totals	7.71	28-26	54	54	0	1/1	10	462.0	617	442	396	240	394	143	25	68	.319	57	68	7	27	12
Opponents	8.03	26-28	54	54	2	2/1	9	456.1	600	454	407	289	407	121	16	72	.319	48	64	5	28	20

PB - Team (4), HOLLAND, J. 3, SMITH, K. 1, Opp (3). Pickoffs - Team (4), PURSER, D. 1, BARNHOUSE, J 1, RUSSELL, B. 1, BANNISTER, W 1, Opp (7). SBA/ATT - HOLLAND, J. (38-45), SMITH, K. (22-22), RUSSELL, B. (11-12), PENGELLY, D. (8-9), PURSER, D. (5-9), LOPEZ, D. (7-7), BARNHOUSE, J (6-7), JACKSON, J. (6-7), STEINKAMP, A (6-6), CASTILLO, R. (3-4), BANNISTER, W (3-4), NEIL, A. (2-2), HARDY, W. (1-1), MCBROOM, B. (1-1), STILL, J. (1-1).

SEASON/CAREER STATS

Player	SEASON													CAREER												
	Avg	G-GS	AB	R	H	2B	3B	HR	RBI	BB	Hbp	SO	Sb-Att	Avg	G-GS	AB	R	H	2B	3B	HR	RBI	BB	Hbp	SO	Sb-Att
10 ORIACH, Jordy	.405	39-39	153	48	62	17	2	12	47	23	7	21	1-2	.405	39-39	153	48	62	17	2	12	47	23	7	21	1-2
15 WALKER, Khalil	.370	40-40	146	31	54	12	5	3	23	13	4	18	2-5	.381	90-83	307	75	117	23	5	6	42	43	6	42	4-10
47 OTT, Ethan	.354	35-34	130	36	46	12	1	11	37	20	8	34	0-1	.344	65-57	215	54	74	19	1	15	60	32	12	60	0-1
9 MCALISTER, Josh	.352	37-36	128	35	45	7	1	12	34	19	6	43	8-9	.323	68-61	229	55	74	10	2	18	53	31	7	74	11-12
14 CARRIS, Akili	.345	35-33	139	26	48	11	0	1	38	6	1	28	1-3	.320	77-63	259	49	83	20	0	1	65	12	2	52	2-4
12 ASBY, Will	.294	38-38	160	40	47	14	0	9	30	19	3	25	1-1	.316	92-90	373	99	118	31	2	21	89	49	10	52	2-3
4 WOOD, Tye	.277	35-27	101	29	28	9	1	3	21	22	5	28	4-4	.307	86-76	261	73	80	17	5	6	53	61	20	68	24-28
3 WASLEFSKY, Karsen	.277	32-25	94	20	26	4	1	3	22	9	2	18	2-5	.277	32-25	94	20	26	4	1	3	22	9	2	18	2-5
26 MANSY, Luke	.415	25-14	53	19	22	4	0	1	12	15	5	4	0-0	.333	39-21	84	27	28	5	0	1	15	27	5	9	0-0
24 WILLIAMS, Brodey	.338	21-19	71	13	24	9	0	1	10	14	1	17	1-2	.338	21-19	71	13	24	9	0	1	10	14	1	17	1-2
2 BRASS, Cooper	.314	27-16	70	14	22	4	0	0	11	11	0	10	3-4	.314	27-16	70	14	22	4	0	0	11	11	0	10	3-4
48 NEIL, Andrew	.298	23-7	47	13	14	1	1	4	11	3	4	15	0-0	.298	27-7	47	15	14	1	1	4	11	3	4	15	0-0
29 HERD, Caleb	.245	17-17	49	12	12	0	0	4	15	13	0	12	0-0	.268	26-17	56	15	15	1	0	4	16	15	0	13	0-0
20 BANISTER, Luke	.179	11-5	28	5	5	1	0	1	8	4	0	9	0-0	.179	11-5	28	5	5	1	0	1	8	4	0	9	0-0
43 TRUJILLO, Gene	.175	21-9	40	7	7	0	0	1	3	6	4	16	1-1	.244	46-17	86	20	21	3	0	5	16	13	5	32	1-1
5 MILLER, Shane	.000	3-1	4	1	0	0	0	0	3	2	0	2	0-0	.000	3-1	4	1	0	0	0	0	3	2	0	2	0-0
Totals	.327	40-40	1413	349	462	105	12	66	325	199	50	300	24-37													
Opponents	.318	40-40	1422	349	452	111	25	38	325	197	57	308	38-56													

(All games Sorted by Earned run avg)

Player	SEASON														CAREER													
	ERA	W-L	App	GS	CG	Sho	Sv	IP	H	R	ER	BB	SO	ERA	W-L	App	GS	CG	Sho	Sv	IP	H	R	ER	BB	SO		
34 BARNHOUSE, Josh	5.28	4-1	20	0	0	0	0	30.2	34	18	18	14	19	7.23	6-4	38	4	0	0	1	66.0	85	55	53	31	53		
39 CASTILLO, Ryan	6.82	4-2	7	7	1	0	0	33.0	43	28	25	12	34	8.78	5-5	17	9	1	0	0	53.1	80	57	52	18	56		
33 PURSER, Daxton	7.49	2-3	12	6	0	0	1	45.2	49	40	38	19	58	6.69	3-5	24	13	0	0	1	80.2	82	65	60	45	95		
31 PENGELLY, Dayne	8.77	2-2	11	11	0	0	0	40.0	58	45	39	30	34	8.10	6-7	24	22	0	0	0	90.0	136	97	81	65	92		

23 CUNNINGHAM, Ty	3.91	1-1	17	0	0	0	10	25.1	22	11	11	15	22	3.91	1-1	17	0	0	0	10	25.1	22	11	11	15	22		
7 WHITE, Tommy	4.68	2-0	13	0	0	0	0	25.0	28	14	13	12	24	4.68	2-0	13	0	0	0	0	25.0	28	14	13	12	24		
25 WISEMAN, Luke	6.05	3-0	17	0	0	0	0	19.1	27	16	13	8	20	6.05	3-0	17	0	0	0	0	19.1	27	16	13	8	20		
35 MONTEFORTE, Presley	7.40	0-1	6	3	0	0	0	20.2	30	19	17	8	13	7.40	0-1	6	3	0	0	0	20.2	30	19	17	8	13		
27 LOPEZ, David	9.37	1-2	4	4	0	0	0	16.1	20	19	17	9	14	8.04	5-4	18	15	0	0	0	81.2	112	82	73	37	59		
8 ALVAREZ, Diego	9.69	1-3	8	4	0	0	1	26.0	36	28	28	8	20	9.69	1-3	8	4	0	0	1	26.0	36	28	28	8	20		
11 CORNELIUS, Matt	11.48	1-0	8	0	0	0	0	13.1	19	21	17	14	13	11.48	1-0	8	0	0	0	0	13.1	19	21	17	14	13		
49 MESSMORE, Jack	14.00	0-1	11	0	0	0	0	18.0	35	31	28	11	11	14.00	0-1	11	0	0	0	0	18.0	35	31	28	11	11		
13 ROMERO, Matt	16.43	0-0	10	1	0	0	0	7.2	17	14	14	8	5	16.43	0-0	10	1	0	0	0	7.2	17	14	14	8	5		
6 MCBROOM, Brian	17.47	0-0	7	0	0	0	0	5.2	10	11	11	5	5	7.04	7-4	66	0	0	0	9	101.0	129	89	79	34	83		
38 LEHMBECK, Blake	18.00	0-0	1	0	0	0	0	1.0	1	2	2	0	0	15.00	0-0	3	0	0	0	0	3.0	7	5	5	1	2		
19 STILL, Justin	18.90	1-0	4	0	0	0	0	3.1	9	8	7	6	5	8.47	3-5	48	5	0	0	1	68.0	94	73	64	55	69		
17 MOGEN, Cristian	19.29	1-1	4	3	0	0	0	4.2	7	10	10	7	6	13.50	2-1	5	3	0	0	0	6.2	9	10	10	7	6		
42 BELL, Blake	20.25	0-0	3	0	0	0	0	2.2	3	6	6	5	3	20.25	0-0	3	0	0	0	0	2.2	3	6	6	5	3		
22 BAKER-LIVINGSTON,B	27.00	0-0	2	1	0	0	0	1.1	2	4	4	5	1	9.33	2-5	26	9	0	0	0	54.0	89	57	56	27	37		
16 ORIGER, Grant	36.00	0-0	2	0	0	0	0	1.0	2	4	4	1	1	36.00	0-0	2	0	0	0	0	1.0	2	4	4	1	1		
Totals	8.51	23-17	40	40	1	1	12	340.2	452	349	322	197	308															
Opponents	8.32	17-23	40	40	0	2	4	335.1	462	349	310	199	300															

Player	SEASON										CAREER									
	CH	PO	A	E	Fld%	SBA	CSB	SBA%	PB	CI	Ch	PO	A	E	Fld%	SBA	CSB	SBA%	PB	CI
47 OTT, Ethan	278	261	17	0	1.000	0	0	---	0	0	287	270	17	0	1.000	0	0	---	0	0
24 WILLIAMS, Brodey	170	149	21	0	1.000	23	9	.719	1	0	170	149	21	0	1.000	23	9	.719	1	0
12 ASBY, Will	72	72	0	0	1.000	0	0	---	0	0	174	169	0	5	.971	0	0	---	0	0
20 BANISTER, Luke	44	41	3	0	1.000	7	3	.700	4	0	44	41	3	0	1.000	7	3	.700	4	0
10 ORIACH, Jordy	17	17	0	0	1.000	0	0	---	0	0	17	17	0	0	1.000	0	0	---	0	0
33 PURSER, Daxton	10	2	8	0	1.000	3	3	.500	0	0	15	2	12	1	.933	8	7	.533	0	0
34 BARNHOUSE, Josh	8	2	6	0	1.000	2	1	.667	0	0	14	3	10	1	.929	8	2	.800	0	0
5 MILLER, Shane	7	4	3	0	1.000	0	0	---	0	0	7	4	3	0	1.000	0	0	---	0	0
27 LOPEZ, David	5	1	4	0	1.000	2	1	.667	0	0	21	4	17	0	1.000	9	1	.900	0	0
6 MCBROOM, Brian	4	2	2	0	1.000	0	0	---	0	0	17	8	8	1	.941	4	4	.500	0	0
7 WHITE, Tommy	4	1	3	0	1.000	3	1	.750	0	0	4	1	3	0	1.000	3	1	.750	0	0
39 CASTILLO, Ryan	3	1	2	0	1.000	1	4	.200	0	0	6	1	5	0	1.000	4	5	.444	0	0
35 MONTEFORTE, Presley	2	1	1	0	1.000	1	1	.500	0	0	2	1	1	0	1.000	1	1	.500	0	0
25 WISEMAN, Luke	2	2	0	0	1.000	4	0	1.000	0	0	2	2	0	0	1.000	4	0	1.000	0	0
13 ROMERO, Matt	2	0	2	0	1.000	2	0	1.000	0	0	2	0	2	0	1.000	2	0	1.000	0	0
17 MOGEN, Cristian	1	0	1	0	1.000	0	0	---	0	0	1	0	1	0	1.000	0	0	---	0	0
49 MESSMORE, Jack	1	0	1	0	1.000	3	0	1.000	0	0	1	0	1	0	1.000	3	0	1.000	0	0
15 WALKER, Khalil	97	96	0	1	.990	0	0	---	0	0	206	200	2	4	.981	0	0	---	0	0
2 BRASS, Cooper	68	25	42	1	.985	0	0	---	0	0	68	25	42	1	.985	0	0	---	0	0
29 HERD, Caleb	126	115	9	2	.984	8	4	.667	1	0	136	125	9	2	.985	8	4	.667	1	0
43 TRUJILLO, Gene	57	54	2	1	.982	0	0	---	0	0	58	55	2	1	.983	0	0	---	0	0
4 WOOD, Tye	41	39	1	1	.976	0	0	---	0	0	116	108	2	6	.948	0	0	---	0	0
9 MCALISTER, Josh	166	55	102	9	.946	0	0	---	0	0	222	62	141	19	.914	0	0	---	0	0
3 WASLEFSKY, Karsen	113	31	75	7	.938	0	0	---	0	0	113	31	75	7	.938	0	0	---	0	0
26 MANSY, Luke	47	15	28	4	.915	0	0	---	0	0	66	23	39	4	.939	0	0	---	0	0
14 CARRIS, Akili	66	21	38	7	.894	0	0	---	0	0	140	44	85	11	.921	0	0	---	0	0
8 ALVAREZ, Diego	9	2	6	1	.889	6	2	.750	0	0	9	2	6	1	.889	6	2	.750	0	0
23 CUNNINGHAM, Ty	8	4	3	1	.875	1	0	1.000	0	0	8	4	3	1	.875	1	0	1.000	0	0
48 NEIL, Andrew	12	7	3	2	.833	0	0	---	0	0	13	8	3	2	.846	2	0	1.000	0	0
31 PENGELLY, Dayne	8	1	5	2	.750	6	4	.600	0	0	12	1	9	2	.833	14	5	.737	0	0
11 CORNELIUS, Matt	3	0	2	1	.667	0	1	.000	0	0	3	0	2	1	.667	0	1	.000	0	0
19 STILL, Justin	2	1	0	1	.500	2	0	1.000	0	0	15	4	9	2	.867	7	3	.700	0	0
16 ORIGER, Grant	0	0	0	0	.000	0	0	---	0	0	0	0	0	0	.000	0	0	---	0	0
22 BAKER-LIVINGSTON,B	0	0	0	0	.000	1	0	1.000	0	0	13	3	10	0	1.000	3	1	.750	0	0
42 BELL, Blake	0	0	0	0	.000	1	0	1.000	0	0	0	0	0	0	.000	1	0	1.000	0	0
38 LEHMBECK, Blake	0	0	0	0	.000	0	0	---	0	0	0	0	0	0	.000	0	0	---	0	0
Totals	1453	1022	390	41	.972	38	18	.679	6	0										
Opponents	1397	1006	353	38	.973	24	13	.649	6	0										

2025 ROSTER BREAKDOWN

THE OUTFIELD

The Lobos have the best possible problem on their hands in the outfield, with three returning starters in Khalil Walker, Tye Wood and Will Asby as well as 2023 NJCAA All-American transfer Jordy Oriach (Frank Phillips College) in the mix to compete for a spot.

In 2024, Walker led the MW in batting average (.391) and on-base percentage (.490) – ranking 20th and 43rd in the nation in those categories – with the lowest strikeout-to-walk ratio (30 BB/24 SO) among conference players in his first season as a Lobo. Asby ranked second in the league in runs scored (59), eighth in slugging (.601) and ninth in total hits (71), breaking the program record for single-season grand slams with four – he needs just one more to match Mark Wulfert's career record of five.

They're joined in the outfield by a productive switch-hitter in Wood (51 starts in 2024), who ranked 44th in the nation in on-base percentage (.488) and stole 20 bases last season, the second-most in the league and most by a Lobo in a single season since Josh Melendez in 2012 (23).

THE INFIELD

First and foremost, the Lobos look to replace three crucial middle infielders that soaked up most of the reps at shortstop and second in 2024 – Chase Weissenborn, Devon Dixon and Konner Kinkade. After both splitting time at the hot corner last season, junior Akili Carris (.301 average, 30 GS) looks to slot in at third full-time with senior Josh McAlister (.287 average, 10 XBH, 25 GS) moving back to second base, where he played over two seasons at Ohio State (2021-22). Luke Mansy (14 GP/7 GS) and juco transfer Karsen Waslefsky (South Mountain CC) also look to get significant reps up the middle, with utility transfer Elias Fiddler (Utah) as another option with D-I experience. Cooper Brass – who redshirted last season as a true freshman – and freshman Shane Miller are also both in the mix for reps up the middle in their collegiate debut seasons.

With the graduation of Reed Spenrath – who started 89 of 104 games at first base for UNM the past two seasons – UNM has two sluggers that could feasibly move into the starting spot in Ethan Ott (.553 slugging, 23 RBI in 30 games in 2024) and Gene Trujillo (.630 slugging, 13 RBI in 25 games). Both showed plenty of power at the DH spot in 2024, combining for eight homers and 10 doubles even with limited AB's.

CATCHERS

UNM relied on two fifth-year catchers in 2024, and there's a three-way competition for who will get the most reps behind the dish in '25. Ironically, Caleb Herd – a junior who played his true freshman season at UNM in 2023 before transferring to Pima CC and returning to UNM this fall – is the only catcher on roster who's appeared in a collegiate game for the Lobos. But junior transfer Brodey Williams (McLennan CC) and 2024 greyshirt Luke Banister are both in the mix to become key pieces.

PITCHING STAFF

In '24, the Lobos' pitching staff posted a 7.71 team ERA after losing all three weekend starters from 2023 to the draft or graduation – with 10 newcomers and 32 games at elevation in New Mexico, UNM's arms had significantly improved by the end of the season, posting a 5.17 ERA over the Lobos' final 10 games and a 5.98 over their last 20.

BY POSITION

FIRST BASE (2): Ott, Trujillo
INFIELD (5): Brass, Carris, Mansy, McAlister, Miller, Neil

OUTFIELD (5): Asby, Walker, Ward, Oriach, Wood

CATCHER (3): Banister, Herd, Williams

RHP (18): Alvarez, Baker-Livingston, Barnhouse, Bell, Castillo, Mogen, Lopez, Lehmbeck, Origer, Pengelly,

Cunningham, Wiseman, White, Sullivan,

Messmore, Lavigne, McBroom

LHP (6): Cornelius, Romero, Still, Monteforte, Purser, Barnhouse

UTL (1): Fiddler

BY CLASS

TRUE FRESHMEN (5): Bell, Lavigne, Miller, Origer, Sullivan

REDSHIRT FRESHMEN (2): Brass, Mogen

SOPHOMORES (3): Castillo, Lehmbeck, Trujillo

JUNIORS (15): Alvarez, Baker-Livingston, Carris, Cunningham, Fiddler, Mansy, Messmore, Monteforte, Oriach, Pengelly, Ward, Waslefsky, White, Williams, Wiseman

SENIORS (15): Asby, Banister, Barnhouse, Cornelius, Lopez, McAlister, McBroom, Neil, Ott, Pengelly, Purser, Romero, Still, Walker, Wood

In the process, they struck out 394 in total – the most in a single season in Brown's tenure and seventh-most in a single season in program history. This year's returning arms produced 233 of those punchouts.

This year, all three projected weekend starters are senior returners that all got significant reps in 2024 in RHP Dayne Pengelly (11 GS, 50 IP), RHP David Lopez (11 GS, 65.1 IP) and LHP Daxton Purser (7 GS, 35 IP).

From D1Baseball: "The highlight of the fall practice sessions had to be the performance of the three projected starting weekend pitchers: righthanders Dayne Pengelly and David Lopez and lefthander Daxton Purser. The three seniors offer a lot of experience and combined for 30 of last year's 54 starts. Pengelly can hit 95 on the guns and though he had some peaks and valleys last year (4-5, 7.63), the coaches say he can flash "unicorn-level stuff" when he is on. His power slider is his go-to pitch when he needs a big out. Lopez also posted some lofty numbers (4-2, 7.71) but his low-90s fastball has good life and his four-pitch mix (fastball, curveball, slider, splitter) has shown good improvement over the course of the offseason. Purser came out of high school as the No. 2-ranked lefthanded pitcher in the state of Utah and held opposing batters to a .245 average last season, which was the best of all the regular Lobo pitchers. He did not allow an earned run in his final three appearances."

Four other pitchers that saw crucial innings as midweek starters and/or trusty relievers also return – Brian

BY STATE

Arizona (9): Brass, Waslefsky, Miller, Alvarez, Mogen, Still, Lehmbeck, Bell, Herd

California (4): McBroom, Asby, Mansy, Neil

New Mexico (8): White, Cornelius, Romero, Carris, Castillo, Pengelly, Ward, Trujillo

Texas (8): Walker, Origer, Baker-Livingston, Lopez, Banister, Williams, Wiseman, Barnhouse

Colorado (2): Monteforte, Fiddler

Illinois (1): McAlister

Kansas (1): Wood

Massachusetts (1): Oriach

Florida (1): Messmore

Utah (1): Purser

Virginia (1): Ott

Quebec, Canada (1): Lavigne

BREAKDOWN

Returners 23

Newcomers 17

POSITION PLAYERS

Starters Returning 5

Starters Lost 4

Lettermen Returning 8

Lettermen Lost 8

Newcomers 7 (6 TR, 1 FR)

PITCHERS

Pitchers Returning 11

Pitchers Lost 5

Starters Returning 2/3

Returners w/ 1+ GS in '24 7

Returners w/5+ App. in '24 7

Returners w/1+ App. in '24 10

Newcomers 10 (6 TR, 4 FR)

McBroom (95.1 IP in 59 app. at UNM), Josh Barnhouse (18 app. 35.1 IP in 2024), Ryan Castillo (10 app., 20.1 IP in 2024) and Ben Baker-Livingston (52.2 IP in 24 app. at UNM) – with six transfer juniors and four freshmen joining them.

From D1Baseball: "The bullpen has some interesting pieces and timely additions. Righthander Ryan Castillo exceeded expectations as a freshman last season and looks to improve on his 1-2, 11.57 numbers. The coaches say he showed flashes of "next-level strike throwing" in the fall sessions. Castillo could also figure into a starting role this coming spring. Two transfers who will play key roles this season are lefty Matthew Cornelius (12 appearances at Arizona State, 3-0, 10.80) and righty Jack Messmore (13 starts at Delaware State, 2-4, 6.47), who both have key D1 experience. Another southpaw who will play a big role in the bullpen plans will be JC transfer Presley Monteforte, who uses a ton of deception in his offspeed offerings, which makes his 87-89 fastball play way up."

MOUNTAIN WEST UPDATE

2025 MOUNTAIN WEST STANDINGS

SCHOOL (RK)	MOUNTAIN WEST					
	W	L	PCT.	HOME	AWAY	NEUT.
Fresno State	12	6	.667	7-2	5-4	0-0
Nevada	10	8	.556	6-3	4-5	0-0
New Mexico	10	8	.556	7-2	3-6	0-0
San Diego State	10	8	.556	6-3	4-5	0-0
San José State	8	10	.444	4-5	4-5	0-0
Air Force	8	10	.444	6-3	2-7	0-0
Washington State	8	10	.444	6-3	2-7	0-0
UNLV	6	12	.333	5-4	1-8	0-0

ALL GAMES											
W	L	T	PCT.	HOME	AWAY	NEUT.	LAST 10	STRK			
19	21	0	.475	12-8	7-13	0-0	5-5	L2			
23	17	0	.575	14-6	9-11	0-0	6-4	W1			
23	17	0	.575	16-8	5-8	2-1	7-3	W2			
15	27	0	.357	9-13	5-11	1-3	5-5	W1			
20	21	0	.488	14-9	6-12	0-0	3-7	L6			
16	25	0	.390	10-5	4-19	2-1	5-5	L1			
15	24	0	.385	8-5	4-16	3-3	4-6	L1			
20	20	0	.500	14-7	3-11	3-2	4-6	W1			

MW Regular-Season Champions; * MW Championship Participant; % MW Tournament Champions

A LOOK AHEAD AT THE MW

Friday, April 25

Nevada at Air Force* (MWN)	3 p.m. MT
San José State at New Mexico* (MWN)	6 p.m. MT
San Diego State at UNLV* (MWN)	6:05 p.m. PT
Washington State at Fresno State* (MWN)	6:05 p.m. PT

Saturday, April 26

Nevada at Air Force* (MWN)	1 p.m. MT
San José State at New Mexico* (MWN)	2 p.m. MT
Washington State at Fresno State* (MWN)	3:05 p.m. PT
San Diego State at UNLV* (MWN)	6:05 p.m. PT

Sunday, April 27

Nevada at Air Force* (MWN)	Noon MT
San José State at New Mexico* (MWN)	Noon MT
San Diego State at UNLV* (MWN)	12:05 p.m. PT
Washington State at Fresno State* (MWN)	1:05 p.m. PT

Tuesday, April 29

Air Force at Northern Colorado (MidCo Sports Plus)	3 p.m. MT
Saint Mary's at Nevada (MWN)	3:05 p.m. PT
UNLV at Utah Tech (WAC International)	5:05 p.m. PT
Gonzaga at Washington State (MWN)	6:05 p.m. PT
Fresno State at Pacific (ESPN+)	6:05 p.m. PT
San Diego State at UC Riverside	6:30 p.m. PT

Wednesday, April 30

Cal at San José State (MWN)	6:05 p.m. PT
-----------------------------	--------------

Friday, May 2

New Mexico at San Diego State* (MWN)	6 p.m. PT
Air Force at Washington State* (MWN)	6:05 p.m. PT
Fresno State at Nevada* (MWN)	6:05 p.m. PT
UNLV at San José State* (MWN)	6:05 p.m. PT

A LOOK BACK AT THE MW

Wednesday, April 23

UC Davis 6, Washington State 1	(ESPN+)
--------------------------------	---------

Tuesday, April 22

San Francisco 3, San José State 2	(ESPN+)
UNLV 7, UC Riverside 6	
Northern Colorado 10, Air Force 9	(MidCo Sports Plus)
New Mexico 7, New Mexico State 6	(MWN)
Cal Poly 11, Fresno State 6	(ESPN+)
San Diego State 13, Cal State Fullerton 3 (8)	(MWN)
Nevada 12, Sacramento State 6	(MWN)

Monday, April 21

San Diego 8, San Diego State 6	(ESPN+)
--------------------------------	---------

Saturday, April 19

Washington State 13, Nevada 1*	(MWN)
San Diego State 2, San José State 0*	(MWN)
Air Force 8, Fresno State 3*	(MWN)
New Mexico 6, UNLV 3*	(MWN)

Friday, April 18

Nevada 10, Washington State 5*	(MWN)
Fresno State 5, Air Force 1*	(MWN)
UNLV 10, New Mexico 3*	(MWN)
San Diego State 9, San José State 3*	(MWN)

Thursday, April 17

Nevada 19, Washington State 0*	(MWN)
Fresno State 9, Air Force 8*	(MWN)
San Diego State 5, San José State 2*	(MWN)
New Mexico 13, UNLV 7*	(MWN)

Tuesday, April 15

New Mexico 12, New Mexico State 10	(ESPN+)
UC San Diego 14, San Diego State 3 (7)	(MWN)
Cal 9, Fresno State 2	(ACCNX)
Saint Mary's 13, San José State 5	(MWN)

2025 MOUNTAIN WEST STATISTICAL LEADERS

TEAM BATTING

	g	avg	ab	r	h	2b	3b	hr	bb	so	sb-att
New Mexico	40	.327	1413	349	462	105	12	66	199	300	24-37
Washington State	39	.300	1311	253	393	75	7	22	157	293	36-54
Nevada	40	.295	1399	296	413	91	7	59	146	294	19-24
UNLV	40	.289	1343	242	388	66	3	36	161	287	26-38
Fresno State	40	.287	1384	250	397	80	6	32	144	263	38-46
San Diego State	42	.276	1407	235	389	83	16	13	161	328	28-42
Air Force	40	.272	1285	263	349	75	16	29	173	358	69-91
San Jose State	41	.260	1357	212	353	56	14	27	130	327	33-42
Totals	16	.288	10899	2100	3144	631	81	284	1271	2450	273-374

TEAM PITCHING

	g	era	w	l	sv	ip	h	r	er	bb	so
San Jose State	41	5.11	20	21	7	350.2	349	230	199	177	282
Fresno State	40	5.60	19	21	12	345.2	394	242	215	137	345
Nevada	40	5.72	23	17	7	343.0	384	240	218	135	302
UNLV	40	5.75	20	20	5	335.0	347	260	214	207	335
San Diego State	42	6.87	15	27	8	363.0	426	327	277	240	339
Air Force	40	7.16	16	24	4	327.0	430	318	260	185	281
Washington State	39	7.71	15	24	5	324.2	422	319	278	199	240
New Mexico	40	8.51	23	17	12	340.2	452	349	322	197	308
Totals	161	6.54	151	171	60	2729.2	3204	2285	1983	1477	2432

TEAM FIELDING

	g	po	a	e	pct	dp	pb	sba-att
Fresno State	40	1037	333	30	.979	27	4	19-35
Nevada	40	1028	375	33	.977	22	2	23-36
New Mexico	40	1022	390	41	.972	27	6	38-56
San Jose State	41	1052	379	50	.966	38	7	58-75
Washington State	39	974	397	50	.965	22	4	39-56
UNLV	40	1005	341	52	.963	24	13	35-51
Air Force	40	981	383	67	.953	32	6	62-80
San Diego State	42	1089	366	73	.952	29	3	81-102
Totals	161	8188	2964	396	.966	221	45	355-491

INDIVIDUAL BATTING

Min 2.5 AB/Team game	g	avg	ab	r	h	rbi	2b	3b	hr	bb
ORIACH, Jordy-NM	39	.405	153	48	62	47	17	2	12	23
Cresswell, Will-WSU	28	.378	98	18	37	36	11	0	4	17
KONIARSKY, Cole-LV	39	.374	147	25	55	29	8	0	5	19
TOIGO, Dean-LV	40	.373	158	28	59	49	9	0	11	13
WALKER, Khalil-NM	40	.370	146	31	54	23	12	5	3	13
Hartman, Max-WSU	33	.370	138	34	51	23	7	1	3	14
Johnstone, Logan-WSU	39	.368	136	43	50	34	13	1	8	23
OTT, Ethan-NM	35	.354	130	36	46	37	12	1	11	20
MCALISTER, Josh-NM	37	.352	128	35	45	34	7	1	12	19
CARRIS, Akili-NM	35	.345	139	26	48	38	11	0	1	6
HAM, Billy-NV	39	.345	142	32	49	31	17	0	6	15
Fernandes, Alex-SJ	41	.343	143	35	49	16	6	3	1	28
KWON, Junhyuk-NV	36	.341	138	27	47	28	10	0	7	15
NOONAN, Nevan-SD	42	.333	165	30	55	31	15	1	2	13
YAMAGUCHI, Sean-NV	34	.331	142	36	47	30	9	1	9	15
DOBIE, Jayce-NV	32	.325	123	31	40	21	6	0	5	16
HEFFT, JP-LV	38	.325	163	35	53	29	9	0	3	8
Zapp, Walker-AF	37	.324	139	32	45	33	12	4	6	18
STRANSKY, Justin-FS	40	.320	150	33	48	30	7	2	7	19
Obenour, Ollie-WSU	33	.320	122	16	39	23	11	2	0	10

INDIVIDUAL PITCHING

Min 1.0 IP/Team game	app	era	w-l	sv	ip	h	r	er	bb	so
LANE, Carson-LV	10	3.96	4-3	0	52.1	43	26	23	29	58
George, Nolan-SJ	14	4.17	3-2	2	45.1	47	24	21	7	38
LUECK, Reese-LV	11	4.19	2-2	0	43.0	49	33	20	17	30
Thomas, David-SJ	9	4.37	1-2	0	47.1	51	28	23	17	27
CREMAROSA, Aidan-FS	11	4.61	4-5	0	56.2	58	36	29	15	66
Smith, Griffin-WSU	11	4.92	4-2	0	56.2	65	39	31	14	30
HAY, Kaleb-FS	12	5.23	2-2	1	41.1	43	25	24	17	33
SIPILA, Marko-SD	9	5.23	3-3	0	53.1	59	38	31	18	54
Scott, Win-SJ	9	5.25	4-2	0	48.0	49	33	28	16	44
Meyers, Luke-WSU	11	5.53	4-1	2	40.2	50	25	25	12	31
CASTRO, Alessandro-NV	10	5.55	4-3	0	47.0	53	32	29	14	31
ANKER, Jack-FS	10	5.62	6-3	0	57.2	70	38	36	9	78
RUMARY, Garvey-SD	12	5.87	2-4	0	46.0	44	36	30	28	37
FOSHER, Peyton-NV	10	6.00	3-4	0	48.0	55	34	32	16	49
Lewis, Nick-WSU	11	6.71	3-5	0	51.0	68	43	38	17	32

HITS

ORIACH, Jordy-NM	62
TOIGO, Dean-LV	59
NOONAN, Nevan-SD	55
KONIARSKY, Cole-LV	55
WALKER, Khalil-NM	54

RUNS SCORED

ORIACH, Jordy-NM	48
Johnstone, Logan-WSU	43
ASBY, Will-NM	40
OTT, Ethan-NM	36
YAMAGUCHI, Sean-NV	36

RUNS BATTED IN

TOIGO, Dean-LV	49
ORIACH, Jordy-NM	47
GRAY, Murf-FS	40
WALLER, Jackson-NV	38
CARRIS, Akili-NM	38

DOUBLES

ORIACH, Jordy-NM	17
HAM, Billy-NV	17
NOONAN, Nevan-SD	15
GRAY, Murf-FS	14
ASBY, Will-NM	14

TRIPLES

WALKER, Khalil-NM	5
Zapp, Walker-AF	4
RUTTER, Drew-SD	4
JACKSON, Jake-SD	4
4 tied with 3 triple(s)	

HOME RUNS

ORIACH, Jordy-NM	12
MCALISTER, Josh-NM	12
TOIGO, Dean-LV	11
OTT, Ethan-NM	11
3 tied with 9 home run(s)	

TOTAL BASES

ORIACH, Jordy-NM	119
TOIGO, Dean-LV	101
OTT, Ethan-NM	93
MCALISTER, Josh-NM	90
Johnstone, Logan-WSU	89

STOLEN BASES

	sb-att
Fernandes, Alex-SJ	13-13
Adams, Alex-AF	13-16
Lewis, Jeriah-SJ	13-18
Spencer, Chase-AF	11-12
3 tied with 8 stolen base(s)	

STRIKEOUTS

	ip	so
ANKER, Jack-FS	57.2	78
CREMAROSA, Aidan-FS	56.2	66
LANE, Carson-LV	52.1	58
PURSER, Daxton-NM	45.2	58
SIPILA, Marko-SD	53.1	54

2025 NCAA RANKING SUMMARY (TEAM)

Statistic	National Rank	Conference Rank	Value	National Leader	Value	Conference Leader	Value
Base on Balls (299 ranked)	91	1	199	VMI	304	New Mexico	199
Batting Average (299 ranked)	6	1	0.327	Central Conn. St.	0.341	New Mexico	0.327
Double Plays (297 ranked)	121	4	27	UCLA	46	San Jose St.	38
Double Plays Per Game (299 ranked)	137	4	0.68	UCLA	1.15	San Jose St.	0.93
Doubles (299 ranked)	2	1	105	Georgia Tech	110	New Mexico	105
Doubles Per Game (299 ranked)	4	1	2.63	Georgia Tech	2.68	New Mexico	2.63
Earned Run Average (299 ranked)	266	8	8.45	Western Ky.	2.85	San Jose St.	5.08
Fielding Percentage (299 ranked)	102	3	0.971	Ball St.	0.985	Fresno St.	0.979
Hit Batters (298 ranked)	126	4	57	Youngstown St.	98	San Diego St.	80
Hit by Pitch (298 ranked)	182	4	50	Winthrop	113	Washington St.	68
Hits (299 ranked)	7	1	462	Alabama St.	484	New Mexico	462
Hits Allowed Per Nine Innings (299 ranked)	273	7	11.91	Texas	6.87	San Jose St.	8.93
Home Runs (298 ranked)	24	1	66	Georgia	106	New Mexico	66
Home Runs Per Game (299 ranked)	22	1	1.65	Georgia	2.41	New Mexico	1.65
On Base Percentage (299 ranked)	27	1	0.422	VMI	0.463	New Mexico	0.422
Runs (299 ranked)	25	1	349	High Point	431	New Mexico	349
Sacrifice Bunts (297 ranked)	209	7	11	Eastern Ill.	54	San Diego St.	27
Sacrifice Flies (299 ranked)	32	1	23	Georgia Tech	33	New Mexico	23
Scoring (299 ranked)	23	1	8.7	High Point	10.5	New Mexico	8.7
Shutouts (140 ranked)	140	4	1	Northeastern	12	Nevada UNLV	3 3
Slugging Percentage (299 ranked)	8	1	0.558	Austin Peay	0.600	New Mexico	0.558
Stolen Bases (298 ranked)	281	7	24	VMI	193	Air Force	70
Stolen Bases Per Game (299 ranked)	283	7	0.60	VMI	4.60	Air Force	1.71
Strikeout-to-Walk Ratio (299 ranked)	185	5	1.56	Tennessee	3.90	Fresno St.	2.52
Strikeouts Per Nine Innings (299 ranked)	164	4	8.1	Tennessee	12.1	UNLV	9.0
Triple Plays (1 ranked)				4 teams tied	1		
Triples (296 ranked)	39	4	12	Arizona	27	Air Force San Diego St.	16 16
Triples Per Game (299 ranked)	46	4	0.30	Arizona	0.68	Air Force	0.39
WHIP (299 ranked)	253	6	1.90	Northeastern	1.09	San Jose St.	1.50
WL Pct (299 ranked)	99	1	0.575	Texas West Virginia	0.872 0.872	Nevada New Mexico	0.575 0.575
Walks Allowed Per Nine Innings (299 ranked)	195	5	5.20	Northeastern	2.67	Nevada	3.54

2025 NCAA RANKING SUMMARY (INDIVIDUALS)

Statistic	Player	National Rank	Conference Rank	Value	National Leader	Value	Conference Leader	Value
Base on Balls (135 ranked)					Dominic Listi, Clemson	48	Tripp Garrish, Air Force	34
Base on Balls Per Game (146 ranked)					Miggy Echazarreta, High Point	1.22	Tripp Garrish, Air Force	0.83
Batting Average (249 ranked)	Jordy Oriach Khall Walker Ethan Ott Josh McAlister	29 136 227 243	1 4 7 8	0.405 0.370 0.354 0.352	Aidan Redahan, Central Conn. St.	0.456	Jordy Oriach, New Mexico	0.405
Complete Games (32 ranked)	Ryan Castillo	32	3	1	Vincent Borghese, Central Conn. St.	6	LJ Mercurius, UNLV Omar Serrano, San Diego St.	2 2
Doubles (121 ranked)	Jordy Oriach Will Asby	16 72	1 4	17 14	Kaleb Freeman, Georgia St.	23	Billy Ham, Nevada Jordy Oriach, New Mexico	17 17
Doubles Per Game (150 ranked)	Jordy Oriach Will Asby	23 91	1 3	0.44 0.37	Jonathan Hogart, Murray St.	0.57	Billy Ham, Nevada Jordy Oriach, New Mexico	0.44 0.44
Earned Run Average (197 ranked)					Jack Ohman, Yale	0.67		
Games Started (27 ranked)	Dayne Pengelly	3	1	11	Dylan Mathiesen, Liberty	14	Aidan Cremarosa, Fresno St. Dayne Pengelly, New Mexico	11 11
Hit Batters (120 ranked)					Amari Gordon, Delaware St.	21	Garvey Rumary, San Diego St.	12
Hit By Pitch Per Game (139 ranked)					Anthony Divittorio, Coppin St.	0.64	Billy Ham, Nevada	0.38
Hit by Pitch (141 ranked)					Evan Cloyd, CSU Bakersfield	24	Billy Ham, Nevada	15
Hits (130 ranked)	Jordy Oriach	31	1	62	Juan Cruz, Alabama St. Dean Ferrara, Fairfield	75 75	Jordy Oriach, New Mexico	62
Hits Allowed Per Nine Innings (150 ranked)					Antoine Jean, Houston	4.47	Carson Lane, UNLV	7.39
Hits Per Game (146 ranked)	Jordy Oriach	31	1	1.59	Aidan Redahan, Central Conn. St.	1.90	Jordy Oriach, New Mexico	1.59
Home Runs (119 ranked)	Josh McAlister Jordy Oriach Ethan Ott	74 74 119	1 1 3	12 12 11	Mason Neville, Oregon	19	Josh McAlister, New Mexico Jordy Oriach, New Mexico	12 12
Home Runs Per Game (141 ranked)	Josh McAlister Ethan Ott Jordy Oriach	77 90 97	1 2 3	0.32 0.31 0.31	Mason Neville, Oregon	0.50	Josh McAlister, New Mexico	0.32
On Base Percentage (150 ranked)	Jordy Oriach	61	1	0.497	Trey Rutledge, Alabama A&M	0.582	Jordy Oriach, New Mexico	0.497
Pitching Appearances (138 ranked)	Josh Barnhouse Ty Cunningham Luke Wiseman	22 138 138	2 6 6	20 17 17	Reid Easterly, Duke Colin Hawkins, UIC Ben Keefe, Radford	23 23 23	Peyton Rodgers, San Diego St.	21
Runs (120 ranked)	Jordy Oriach	52	1	48	John Bay, Austin Peay	67	Jordy Oriach, New Mexico	48
Runs Batted In (139 ranked)	Jordy Oriach	74	2	47	Korbyn Dickerson, Indiana	65	Dean Toigo, UNLV	49
Runs Batted In Per Game (148 ranked)	Jordy Oriach	83	2	1.21	Korbyn Dickerson, Indiana	1.59	Dean Toigo, UNLV	1.23
Runs Per Game (149 ranked)	Jordy Oriach	58	1	1.23	John Bay, Austin Peay	1.63	Jordy Oriach, New Mexico	1.23
Sacrifice Bunts (104 ranked)					Matt Heavner, NC State	15	Evan Sipe, San Diego St.	10
Sacrifice Bunts Per Game (150 ranked)					Matt Heavner, NC State	0.42	Drew Rutter, San Diego St.	0.17
Sacrifice Flies (100 ranked)					Joseph Eichelberger, Jackson St. Luke Gaffney, Clemson	8 8	Cooper Sheff, UNLV Ryan Skjonsby, Washington St.	5 5
Saves (483 ranked)	Ty Cunningham Diego Alvarez Daxton Purser	4 483 483	1 14 14	10 1 1	Lucas Mahlstedt, Clemson	15	Ty Cunningham, New Mexico	10
Slugging Percentage (250 ranked)	Jordy Oriach Ethan Ott Josh McAlister	18 56 67	1 2 3	0.778 0.715 0.703	Cardell Thibodeaux, Southern U.	0.919	Jordy Oriach, New Mexico	0.778
Stolen Bases (147 ranked)					Owen Prince, VMI	44		
Stolen Bases Per Game (149 ranked)					Owen Prince, VMI	1.05		
Strikeout-to-Walk Ratio (149 ranked)					Nathan Mertens, Southeast Mo. St.	12.75	Jack Anker, Fresno St.	8.67
Strikeouts (150 ranked)	Daxton Purser	102	3	58	Liam Doyle, Tennessee	104	Jack Anker, Fresno St.	78

2025 MISCELLANEOUS HITTING

Multiple Hit Games	2	3	4	5+	Total
10 ORIACH, Jordy	13	7	1	-	21
15 WALKER, Khalil	13	4	-	-	17
47 OTT, Ethan	15	2	-	-	17
12 ASBY, Will	12	4	-	-	16
14 CARRIS, Akili	8	7	-	-	15
9 MCALISTER, Josh	10	3	-	-	13
4 WOOD, Tye	3	5	-	-	8
26 MANSY, Luke	6	1	-	-	7
24 WILLIAMS, Brodey	4	3	-	-	7
3 WASLEFSKY, Karsen	3	2	1	-	6
48 NEIL, Andrew	4	1	-	-	5
2 BRASS, Cooper	3	2	-	-	5
29 HERD, Caleb	4	-	-	-	4
43 TRUJILLO, Gene	2	-	-	-	2
20 BANISTER, Luke	2	-	-	-	2
TEAM	102	41	2	0	145

Multiple RBI Games	2	3	4	5+	Total
10 ORIACH, Jordy	5	6	2	-	13
47 OTT, Ethan	5	3	3	-	11
9 MCALISTER, Josh	8	1	2	-	11
14 CARRIS, Akili	4	4	2	1	11
12 ASBY, Will	5	1	2	-	8
15 WALKER, Khalil	5	1	-	-	6
4 WOOD, Tye	4	2	-	-	6
3 WASLEFSKY, Karsen	3	1	-	1	5
26 MANSY, Luke	3	1	-	-	4
29 HERD, Caleb	2	-	2	-	4
2 BRASS, Cooper	3	-	-	-	3
48 NEIL, Andrew	1	1	-	1	3
24 WILLIAMS, Brodey	1	-	1	-	2
20 BANISTER, Luke	1	-	1	-	2
5 MILLER, Shane	1	-	-	-	1
43 TRUJILLO, Gene	1	-	-	-	1
TEAM	52	21	15	3	91

Hitting Streaks	Longest	Current
9 MCALISTER, Josh	11	11
47 OTT, Ethan	11	-
10 ORIACH, Jordy	11	11
14 CARRIS, Akili	10	-
15 WALKER, Khalil	10	1
26 MANSY, Luke	9	-
24 WILLIAMS, Brodey	9	-
12 ASBY, Will	8	2
2 BRASS, Cooper	6	1
29 HERD, Caleb	5	-
3 WASLEFSKY, Karsen	5	2
4 WOOD, Tye	3	1
20 BANISTER, Luke	3	-
43 TRUJILLO, Gene	2	-
48 NEIL, Andrew	2	-

Reached Base Streaks	Longest	Current
10 ORIACH, Jordy	23	11
9 MCALISTER, Josh	22	22
12 ASBY, Will	17	2
24 WILLIAMS, Brodey	15	3
26 MANSY, Luke	14	14
15 WALKER, Khalil	14	2
47 OTT, Ethan	12	12
14 CARRIS, Akili	11	-
2 BRASS, Cooper	10	1
29 HERD, Caleb	8	1
4 WOOD, Tye	7	5
3 WASLEFSKY, Karsen	5	2
43 TRUJILLO, Gene	4	-
20 BANISTER, Luke	3	2
48 NEIL, Andrew	3	-
5 MILLER, Shane	1	-

2025 NEW MEXICO GAMES SUMMARY

Score by innings	1	2	3	4	5	6	7	8	9	EX	Total
New Mexico	57	48	45	47	39	36	27	35	13	2	349
Opponents	44	46	41	25	54	35	51	32	21	0	349

Record when ...

Overall	23-17	After 6 leading	20-3
Conference	10-8 trailing	1-13
Non-Conference	13-9 tied	2-1
Home games	16-5	After 7 leading	20-2
Away games	5-11 trailing	1-11
Neutral site	2-1 tied	0-1
Day games	12-14	After 8 leading	17-2
Night games	11-3 trailing	1-12
vs Left starter	3-1 tied	1-0
vs Right starter	20-16		
1-Run games	4-3	Hit 0 home runs	0-8
2-Run games	4-1	... 1 home run	11-3
5+Run games	10-10	... 2+ home runs	12-6
Extra innings	1-0		
Shutouts	1-2	Opponent 0 home runs	9-7
	 1 home run	9-4
	 2+ HRs	5-6
Scoring 0-2 runs	0-3	Made 0 errors	9-2
..... 3-5 runs	1-8 1 error	8-11
..... 6-9 runs	7-2 2+ errors	6-4
..... 10+ runs	15-4		
Opponent 0-2 runs	1-0	Opp. made 0 errors	6-8
..... 3-5 runs	8-2 1 error	11-6
..... 6-9 runs	9-3 2+ errors	6-3
..... 10+ runs	5-12		
Scored in 1st inning	13-7	Out-hit opponent	16-6
Opp. scored in 1st	11-12	Out-hit by opponent	5-8
Scores first	13-3	Hits are tied	2-3
Opp. scores first	10-14		

Record when team scores:

Runs	0	1	2	3	4	5	6	7	8	9	10+
W-L	0-2	0-1	0-0	0-3	0-3	1-2	2-1	3-1	1-0	1-0	15-4

Record when opponent scores:

Runs	0	1	2	3	4	5	6	7	8	9	10+
W-L	1-0	0-0	0-0	3-0	4-2	1-0	3-0	3-2	1-0	2-1	5-12

Record when leading after:

Inn.	1	2	3	4	5	6	7	8
W-L	10-3	16-5	19-4	22-5	20-4	20-3	20-2	17-2

Record when trailing after:

Inn.	1	2	3	4	5	6	7	8
W-L	4-8	4-10	4-11	1-11	2-12	1-13	1-11	1-12

Record when tied after:

Inn.	1	2	3	4	5	6	7	8
W-L	9-6	3-2	0-2	0-1	1-1	2-1	0-1	1-0

Current winning streak: 2

Longest winning streak: 4

Longest losing streak: 4

Home attendance : 10608 (19 dates avg = 558)

Away attendance : 14702 (19 dates avg = 773)

Total attendance: 25310 (38 dates avg = 666)

2025 BATTING LEADERS

Hitting minimums - 1 Games 1 AB 2.0 AB/Game 1 TPA 2.0 TPA/Game
Pitching minimums - 1 Games 0.7 IP/Game

Batting avg		Slugging pct		On base pct	
1. 10 ORIACH, Jordy	.405	1. 10 ORIACH, Jordy	.778	1. 10 ORIACH, Jordy	.497
2. 15 WALKER, Khalil	.370	2. 47 OTT, Ethan	.715	2. 47 OTT, Ethan	.460
3. 47 OTT, Ethan	.354	3. 9 MCALISTER, Josh	.703	3. 9 MCALISTER, Josh	.458
4. 9 MCALISTER, Josh	.352	4. 15 WALKER, Khalil	.582	4. 15 WALKER, Khalil	.433
5. 14 CARRIS, Akili	.345	5. 12 ASBY, Will	.550	5. 4 WOOD, Tye	.426
Runs scored		Hits		Runs batted in	
1. 10 ORIACH, Jordy	48	1. 10 ORIACH, Jordy	62	1. 10 ORIACH, Jordy	47
2. 12 ASBY, Will	40	2. 15 WALKER, Khalil	54	2. 14 CARRIS, Akili	38
3. 47 OTT, Ethan	36	3. 14 CARRIS, Akili	48	3. 47 OTT, Ethan	37
4. 9 MCALISTER, Josh	35	4. 12 ASBY, Will	47	4. 9 MCALISTER, Josh	34
5. 15 WALKER, Khalil	31	5. 47 OTT, Ethan	46	5. 12 ASBY, Will	30
Doubles		Triples		Home runs	
1. 10 ORIACH, Jordy	17	1. 15 WALKER, Khalil	5	1. 9 MCALISTER, Josh	12
2. 12 ASBY, Will	14	2. 10 ORIACH, Jordy	2	10 ORIACH, Jordy	12
3. 47 OTT, Ethan	12	3. 5 tied at.....	1	3. 47 OTT, Ethan	11
15 WALKER, Khalil	12			4. 12 ASBY, Will	9
5. 14 CARRIS, Akili	11			5. 2 tied at....	4
Total bases		Walks		Hit by pitch	
1. 10 ORIACH, Jordy	119	1. 10 ORIACH, Jordy	23	1. 47 OTT, Ethan	8
2. 47 OTT, Ethan	93	2. 4 WOOD, Tye	22	2. 10 ORIACH, Jordy	7
3. 9 MCALISTER, Josh	90	3. 47 OTT, Ethan	20	3. 9 MCALISTER, Josh	6
4. 12 ASBY, Will	88	4. 9 MCALISTER, Josh	19	4. 4 WOOD, Tye	5
5. 15 WALKER, Khalil	85	12 ASBY, Will	19	26 MANSY, Luke	5
Sac bunts		Sac flies		Stolen bases	
1. 4 WOOD, Tye	2	1. 14 CARRIS, Akili	3	1. 9 MCALISTER, Josh	8
15 WALKER, Khalil	2	2 BRASS, Cooper	3	2. 4 WOOD, Tye	4
2 BRASS, Cooper	2	47 OTT, Ethan	3	3. 2 BRASS, Cooper	3
12 ASBY, Will	2	4. 3 tied at.....	2	4. 15 WALKER, Khalil	2
5. 3 tied at.....	1			3 WASLEFSKY, Karsen	2
Caught stealing		Steal attempts		Stolen base pct	
1. 15 WALKER, Khalil	3	1. 9 MCALISTER, Josh	9	1. 12 ASBY, Will	1.000
3 WASLEFSKY, Karsen	3	2. 3 WASLEFSKY, Karsen	5	4 WOOD, Tye	1.000
3. 14 CARRIS, Akili	2	15 WALKER, Khalil	5	3. 9 MCALISTER, Josh	.889
4. 5 tied at.....	1	4. 2 BRASS, Cooper	4	4. 10 ORIACH, Jordy	.500
		4 WOOD, Tye	4	5. 15 WALKER, Khalil	.400
Strikeouts		Grounded into DP		Total plate appearances	
1. 9 MCALISTER, Josh	43	1. 47 OTT, Ethan	4	1. 12 ASBY, Will	186
2. 47 OTT, Ethan	34	10 ORIACH, Jordy	4	2. 10 ORIACH, Jordy	185
3. 14 CARRIS, Akili	28	3. 24 WILLIAMS, Brodey	3	3. 15 WALKER, Khalil	166
4 WOOD, Tye	28	4. 7 tied at.....	2	4. 47 OTT, Ethan	161
5. 12 ASBY, Will	25			5. 9 MCALISTER, Josh	154
At bats		Games played		Game starts	
1. 12 ASBY, Will	160	1. 15 WALKER, Khalil	40	1. 15 WALKER, Khalil	40
2. 10 ORIACH, Jordy	153	2. 10 ORIACH, Jordy	39	2. 10 ORIACH, Jordy	39
3. 15 WALKER, Khalil	146	3. 12 ASBY, Will	38	3. 12 ASBY, Will	38
4. 14 CARRIS, Akili	139	4. 9 MCALISTER, Josh	37	4. 9 MCALISTER, Josh	36
5. 47 OTT, Ethan	130	5. 3 tied at....	35	5. 47 OTT, Ethan	34
Games as sub					
1. 48 NEIL, Andrew	16				
2. 43 TRUJILLO, Gene	12				
3. 2 BRASS, Cooper	11				
26 MANSY, Luke	11				
5. 4 WOOD, Tye	8				

2025 PITCHING LEADERS

Hitting minimums - 1 Games 1 AB 2.0 AB/Game 1 TPA 2.0 TPA/Game
Pitching minimums - 1 Games 0.7 IP/Game

Earned run avg		Opposing bat avg		Won-loss pct	
1. 34 BARNHOUSE, Josh	5.28	1. 33 PURSER, Daxton	.269	1. 34 BARNHOUSE, Josh	.800
2. 39 CASTILLO, Ryan	6.82	2. 34 BARNHOUSE, Josh	.291	2. 39 CASTILLO, Ryan	.667
3. 33 PURSER, Daxton	7.49	3. 39 CASTILLO, Ryan	.314	3. 31 PENGELLY, Dayne	.500
4. 31 PENGELLY, Dayne	8.77	4. 31 PENGELLY, Dayne	.341	4. 33 PURSER, Daxton	.400
Wins		Losses		Saves	
1. 34 BARNHOUSE, Josh	4	1. 33 PURSER, Daxton	3	1. 23 CUNNINGHAM, Ty	10
2. 39 CASTILLO, Ryan	4	8 ALVAREZ, Diego	3	2. 8 ALVAREZ, Diego	1
3. 25 WISEMAN, Luke	3	3. 27 LOPEZ, David	2	33 PURSER, Daxton	1
4. 3 tied at.....	2	39 CASTILLO, Ryan	2		
		31 PENGELLY, Dayne	2		
Innings pitched		Batters struck out		Appearances	
1. 33 PURSER, Daxton	45.2	1. 33 PURSER, Daxton	58	1. 34 BARNHOUSE, Josh	20
2. 31 PENGELLY, Dayne	40.0	2. 39 CASTILLO, Ryan	34	2. 23 CUNNINGHAM, Ty	17
3. 39 CASTILLO, Ryan	33.0	31 PENGELLY, Dayne	34	25 WISEMAN, Luke	17
4. 34 BARNHOUSE, Josh	30.2	4. 7 WHITE, Tommy	24	4. 7 WHITE, Tommy	13
		5. 23 CUNNINGHAM, Ty	22	5. 33 PURSER, Daxton	12
Games started		Games finished		Games in relief	
1. 31 PENGELLY, Dayne	11	1. 23 CUNNINGHAM, Ty	14	1. 34 BARNHOUSE, Josh	20
2. 39 CASTILLO, Ryan	7	2. 34 BARNHOUSE, Josh	6	2. 25 WISEMAN, Luke	17
3. 33 PURSER, Daxton	6	3. 33 PURSER, Daxton	4	23 CUNNINGHAM, Ty	17
4. 8 ALVAREZ, Diego	4	4. 7 WHITE, Tommy	3	4. 7 WHITE, Tommy	13
27 LOPEZ, David	4	6 MCBROOM, Brian	3	5. 49 MESSMORE, Jack	11
Wild pitches		Balks		Hit batters	
1. 27 LOPEZ, David	5	1. 25 WISEMAN, Luke	1	1. 31 PENGELLY, Dayne	7
39 CASTILLO, Ryan	5	35 MONTEFORTE, Presley	1	2. 35 MONTEFORTE, Presley	6
3. 33 PURSER, Daxton	4	49 MESSMORE, Jack	1	7 WHITE, Tommy	6
4. 31 PENGELLY, Dayne	3			4. 27 LOPEZ, David	5
5. 4 tied at.....	2			11 CORNELIUS, Matt	5
Intentional BB allowed		Runners picked off		Batters SO out looking	
		1. 8 ALVAREZ, Diego	1	1. 31 PENGELLY, Dayne	15
		11 CORNELIUS, Matt	1	2. 33 PURSER, Daxton	14
		33 PURSER, Daxton	1	3. 39 CASTILLO, Ryan	13
				4. 23 CUNNINGHAM, Ty	9
				7 WHITE, Tommy	9
Sac bunts allowed		Sac flies allowed		Hits allowed	
1. 34 BARNHOUSE, Josh	2	1. 49 MESSMORE, Jack	5	1. 34 BARNHOUSE, Josh	34
31 PENGELLY, Dayne	2	2. 34 BARNHOUSE, Josh	3	2. 39 CASTILLO, Ryan	43
3. 5 tied at.....	1	31 PENGELLY, Dayne	3	3. 33 PURSER, Daxton	49
		33 PURSER, Daxton	3	4. 31 PENGELLY, Dayne	58
		5. 3 tied at.....	2		
Runs allowed		Earned runs allowed		Walks allowed	
1. 34 BARNHOUSE, Josh	18	1. 34 BARNHOUSE, Josh	18	1. 39 CASTILLO, Ryan	12
2. 39 CASTILLO, Ryan	28	2. 39 CASTILLO, Ryan	25	2. 34 BARNHOUSE, Josh	14
3. 33 PURSER, Daxton	40	3. 33 PURSER, Daxton	38	3. 33 PURSER, Daxton	19
4. 31 PENGELLY, Dayne	45	4. 31 PENGELLY, Dayne	39	4. 31 PENGELLY, Dayne	30
Doubles allowed		Triples allowed		Home runs allowed	
1. 34 BARNHOUSE, Josh	9	1. 39 CASTILLO, Ryan	1	1. 31 PENGELLY, Dayne	1
2. 39 CASTILLO, Ryan	12	33 PURSER, Daxton	1	2. 34 BARNHOUSE, Josh	2
3. 33 PURSER, Daxton	13	3. 31 PENGELLY, Dayne	2	3. 39 CASTILLO, Ryan	4
4. 31 PENGELLY, Dayne	16	4. 34 BARNHOUSE, Josh	4	4. 33 PURSER, Daxton	6

SUPERLATIVES

INDIVIDUAL HIGHS

At bats:	6	-	(18 times)
Runs scored:	5	-	OTT, Ethan vs Washington State (Apr 12, 2025)
Hits:	4	-	ORIACH, Jordy vs Rhode Island (Feb 28, 2025)
	4	-	WASLEFSKY, Karsen vs Texas Tech (Apr 08, 2025)
RBIs:	5	-	WASLEFSKY, Karsen vs UNLV (Mar 15, 2025)
	5	-	NEIL, Andrew vs UNLV (Mar 16, 2025)
	5	-	CARRIS, Akili vs Grand Canyon (Mar 25, 2025)
Doubles:	2	-	(15 times)
Triples:	1	-	(12 times)
Home runs:	2	-	(6 times)
Total bases:	9	-	ORIACH, Jordy vs Rhode Island (Feb 28, 2025)
	9	-	MCALISTER, Josh at UNLV (Apr 17, 2025)
Walks:	3	-	(9 times)
Strikeouts:	4	-	MCALISTER, Josh at Nevada (Mar 21, 2025)
	4	-	MCALISTER, Josh at NM State (Apr 01, 2025)
	4	-	WOOD, Tye at UNLV (Apr 17, 2025)
Sac hits:	2	-	ASBY, Will vs Seton Hall (Feb 16, 2025 at Scottsdale, Ariz.)
	2	-	WALKER, Khalil vs N. Colorado (Feb 22, 2025)
Sac flies:	2	-	OTT, Ethan vs Seton Hall (Feb 16, 2025 at Scottsdale, Ariz.)
Stolen bases:	2	-	MCALISTER, Josh vs N. Colorado (Feb 21, 2025)
	2	-	MCALISTER, Josh vs Rhode Island (Mar 01, 2025)
	2	-	WOOD, Tye vs Rhode Island (Mar 02, 2025)
Hit by pitch:	2	-	MCALISTER, Josh vs Rhode Island (Mar 02, 2025)
	2	-	WOOD, Tye vs Rhode Island (Mar 02, 2025)
Caught stealing:	1	-	(13 times)
Runners LOB:	7	-	CARRIS, Akili vs Washington State (Apr 13, 2025)

Fielding

Putouts:	18	-	WILLIAMS, Brodey at Nevada (Mar 21, 2025)
Assists:	7	-	MCALISTER, Josh vs Rhode Island (Mar 02, 2025)
Errors:	2	-	WASLEFSKY, Karsen vs UNLV (Mar 16, 2025)
	2	-	CARRIS, Akili at Fresno State (Apr 04, 2025)
Passed balls:	3	-	BANISTER, Luke at Tarleton State (Mar 08, 2025)

Pitching

Innings pitched:	8.0	-	CASTILLO, Ryan vs UNLV (Mar 15, 2025)
Runs allowed:	9	-	PURSER, Daxton vs N. Colorado (Feb 22, 2025)
	9	-	ALVAREZ, Diego vs Rhode Island (Feb 28, 2025)
Earned runs:	9	-	PURSER, Daxton vs N. Colorado (Feb 22, 2025)
	9	-	ALVAREZ, Diego vs Rhode Island (Feb 28, 2025)
Walks allowed:	6	-	PENGELLY, Dayne at Nevada (Mar 23, 2025)
Strikeouts:	11	-	PURSER, Daxton at Nevada (Mar 21, 2025)
Hits allowed:	11	-	PURSER, Daxton vs Washington State (Apr 11, 2025)
Doubles allowed:	5	-	PENGELLY, Dayne vs Washington State (Apr 13, 2025)
Triples allowed:	2	-	ALVAREZ, Diego vs Rhode Island (Feb 28, 2025)
	2	-	ALVAREZ, Diego at Tarleton State (Mar 07, 2025)
Homers allowed:	2	-	LOPEZ, David at Tarleton State (Mar 08, 2025)
	3	-	LOPEZ, David vs Rhode Island (Mar 01, 2025)

TEAM HIGHS

At bats:	48	-	vs N. Colorado (Feb 21, 2025)
Runs scored:	24	-	vs Washington State (Apr 12, 2025)
Hits:	23	-	vs N. Colorado (Feb 21, 2025)
RBIs:	24	-	vs Washington State (Apr 12, 2025)
Doubles:	8	-	vs Washington State (Apr 12, 2025)
Triples:	2	-	vs Austin Peay (Feb 14, 2025 at Mesa, Arizona)
Home runs:	6	-	at UNLV (Apr 17, 2025)
Total bases:	37	-	vs N. Colorado (Feb 22, 2025)
Walks:	11	-	vs Rhode Island (Mar 02, 2025)
	11	-	at NM State (Apr 15, 2025)
Strikeouts:	22	-	at Nevada (Mar 21, 2025)
Sac hits:	3	-	vs Seton Hall (Feb 16, 2025 at Scottsdale, Ariz.)
Sac flies:	2	-	(4 times)
Stolen bases:	5	-	vs N. Colorado (Feb 21, 2025)
Hit by pitch:	6	-	vs Washington State (Apr 12, 2025)
Caught stealing:	2	-	vs N. Colorado (Feb 23, 2025)
Runners LOB:	19	-	at Nevada (Mar 21, 2025)
Hit into DP:	3	-	vs Air Force (Mar 28, 2025)
	3	-	at UNLV (Apr 19, 2025)

Fielding

Putouts:	36	-	at Nevada (Mar 21, 2025)
Assists:	17	-	vs Rhode Island (Mar 02, 2025)
Errors:	3	-	at Tarleton State (Mar 07, 2025)
	3	-	vs UNLV (Mar 16, 2025)
Passed balls:	3	-	at Tarleton State (Mar 08, 2025)
DPs turned:	3	-	vs Washington State (Apr 13, 2025)

Pitching

Innings pitched:	12.0	-	at Nevada (Mar 21, 2025)
Runs allowed:	20	-	at Nevada (Mar 22, 2025)
Earned runs:	20	-	at Nevada (Mar 22, 2025)
Walks allowed:	13	-	at UNLV (Apr 18, 2025)
Strikeouts:	17	-	at Nevada (Mar 21, 2025)
Hits allowed:	21	-	at Nevada (Mar 22, 2025)
Doubles allowed:	9	-	at Nevada (Mar 22, 2025)
Triples allowed:	3	-	vs Rhode Island (Feb 28, 2025)
	3	-	vs Rhode Island (Mar 01, 2025)
	3	-	at Tarleton State (Mar 07, 2025)
Homers allowed:	4	-	vs Rhode Island (Mar 01, 2025)
Wild pitches:	3	-	vs UC Irvine (Feb 15, 2025 at Mesa, AZ)
	3	-	vs N. Colorado (Feb 22, 2025)
	3	-	vs Air Force (Mar 29, 2025)
Hit batters:	5	-	vs UC Irvine (Feb 15, 2025 at Mesa, AZ)

MISCELLANEOUS

TIME OF GAME

Longest game, innings	12, March 21 at Nevada
Longest game, time (9 innings)	3:40, April 13 vs Washington State (G2)
Shortest game, time (9 innings)	2:15, Feb. 14 vs Austin Peay
Shortest game, time	1:55, Feb. 18 at Arizona, 7 inn.

IN A THREE-GAME SERIES

BY UNM

Most runs	45, April 11-13 vs. Washington State
Most hits	52, April 11-13 vs. Washington State
Most errors	5, March 14-16 vs. UNLV
	5, April 17-19 at UNLV
Fewest errors	1, March 21-23 at Nevada
	1, April 11-13 vs. Washington State

BY OPPONENT

Fewest runs	17, March 14-16 vs. UNLV
Fewest hits	37, March 14-16 vs. UNLV
Most errors	5, April 11-13 vs. Washington State
	5, April 17-19 at UNLV

2025 BATTING GAME BY GAME

Date	Opponent	ab	r	h	rbi	2b	3b	hr	tb	bb	ibb	sb	cs	hbp	sac	sf	gdp	k	po	a	e	lob	avg
Feb 14	vs Austin Peay	38	9	11	9	4	2	1	22	6	0	0	0	5	0	0	0	15	27	5	0	13	.289
Feb 15	vs UC Irvine	30	4	4	4	2	0	1	9	4	0	0	0	1	0	1	0	10	27	7	2	5	.221
Feb 16	vs Seton Hall	25	5	8	4	1	0	1	12	3	0	1	0	0	3	2	1	3	27	6	0	4	.247
Feb 18	at Arizona	24	0	4	0	0	0	0	4	0	0	0	1	1	0	0	0	6	19	6	1	4	.231
Feb 21	N. COLORADO	48	15	23	14	6	0	0	29	3	0	5	0	1	0	1	1	6	27	12	1	11	.303
Feb 22	N. COLORADO	41	11	16	8	4	1	0	22	2	0	1	1	1	2	2	0	5	27	7	1	10	.320
Feb 22	N. COLORADO	39	13	16	13	4	1	5	37	7	0	0	0	1	0	0	1	7	27	11	1	10	.335
Feb 23	N. COLORADO	34	12	14	11	2	0	2	22	6	0	4	2	2	0	1	2	4	27	14	1	7	.344
Feb 25	NM STATE	32	7	9	7	1	1	1	15	2	0	0	0	3	0	1	1	9	27	14	0	7	.338
Feb 28	RHODE ISLAND	42	13	15	12	4	1	4	33	6	0	0	0	0	1	0	2	5	27	14	1	9	.340
Mar 01	RHODE ISLAND	39	15	17	13	5	0	1	25	8	0	2	0	1	0	1	1	9	27	13	1	10	.349
Mar 02	RHODE ISLAND	27	8	10	6	3	1	2	21	6	0	1	0	0	0	0	1	2	21	11	0	7	.351
Mar 02	RHODE ISLAND	29	10	6	9	0	1	1	11	11	0	3	1	5	0	0	2	6	27	17	2	11	.342
Mar 07	at Tarleton State	36	4	10	4	4	0	2	20	1	0	1	0	2	1	0	0	11	24	8	3	9	.337
Mar 08	at Tarleton State	24	0	3	0	0	0	0	3	4	0	0	0	0	0	0	1	6	18	11	0	7	.327
Mar 08	at Tarleton State	38	6	13	6	2	0	1	18	3	0	0	1	0	0	1	0	4	24	10	1	9	.328
Mar 09	at Tarleton State	32	3	7	3	3	0	0	10	3	0	1	1	1	0	0	0	11	25	9	1	6	.322
*Mar 14	UNLV	40	12	16	12	3	1	2	27	3	0	0	1	0	0	0	0	5	27	12	0	7	.327
*Mar 15	UNLV	33	13	14	13	3	0	1	20	9	0	0	1	2	0	1	1	3	24	15	2	9	.332
*Mar 16	UNLV	37	11	13	11	2	0	3	24	6	0	0	0	2	0	1	0	6	27	6	3	10	.333
*Mar 21	at Nevada	46	6	13	5	2	1	1	20	9	1	0	0	3	2	1	0	22	36	10	0	19	.330
*Mar 22	at Nevada	28	4	8	4	2	0	2	16	0	0	0	0	0	0	0	0	3	18	6	1	3	.328
*Mar 23	at Nevada	39	5	12	4	3	0	2	21	1	0	0	0	1	1	0	0	10	24	11	0	10	.327
Mar 25	GRAND CANYON	34	12	9	10	2	0	4	23	4	0	0	0	0	0	0	1	5	27	13	1	2	.325
*Mar 28	AIR FORCE	33	7	13	7	3	0	1	19	6	0	0	0	0	0	1	3	5	27	7	1	9	.327
*Mar 29	AIR FORCE	34	12	10	12	1	0	3	20	5	1	1	0	1	0	0	0	7	27	9	1	4	.326
*Mar 30	AIR FORCE	30	1	4	0	1	0	0	5	6	0	0	0	1	0	0	1	7	27	16	1	9	.320
Apr 01	at NM State	45	15	17	15	4	0	3	30	5	0	0	0	1	0	0	0	17	27	8	2	9	.322
*Apr 04	at Fresno State	36	5	9	5	2	0	3	20	2	0	0	1	0	0	0	0	15	24	8	2	6	.320
*Apr 05	at Fresno State	35	3	8	3	2	0	1	13	4	0	0	1	0	0	0	0	9	24	11	1	9	.317
*Apr 06	at Fresno State	37	7	9	7	2	0	0	11	3	0	0	0	1	0	1	0	9	24	6	1	8	.314
Apr 08	TEXAS TECH	35	15	16	13	3	0	3	28	10	1	0	1	1	0	1	1	6	24	6	1	11	.319
*Apr 11	WASHINGTON STATE	38	10	17	10	5	0	2	28	6	0	2	1	1	0	0	1	4	27	11	0	11	.323
*Apr 12	WASHINGTON STATE	38	24	20	24	8	0	1	31	8	0	0	0	6	0	2	1	3	21	9	0	11	.329
*Apr 13	WASHINGTON STATE	40	11	15	9	1	1	2	24	6	0	0	0	2	0	1	1	6	27	10	1	11	.331
Apr 15	at NM State	35	12	10	12	3	0	1	16	11	0	0	0	2	0	2	0	9	27	5	2	11	.330
*Apr 17	at UNLV	41	13	15	12	2	0	6	35	4	0	1	0	0	0	1	0	10	27	6	2	6	.331
*Apr 18	at UNLV	36	3	9	3	1	1	0	12	2	0	0	0	0	0	0	0	10	24	6	2	8	.329
*Apr 19	at UNLV	31	6	9	5	2	0	1	14	9	1	1	0	1	1	1	3	3	27	15	1	10	.328
Apr 22	NM STATE	34	7	10	6	3	0	2	19	5	0	0	0	1	0	0	1	7	27	9	0	9	.327
Totals		1413	349	462	325	105	12	66	789	199	4	24	13	50	11	23	27	300	1022	390	41	341	.327

2025 PITCHING GAME BY GAME

Date	Opponent	ip	h	r	er	bb	so	2b	3b	hr	wp	bk	hbp	dp	ibb	score	w-l	sv	era
Feb 14	vs Austin Peay	9.0	8	6	6	3	10	1	1	2	1	0	1	0	0	9-6	1-0	1	6.00
Feb 15	vs UC Irvine	9.0	15	18	17	9	13	5	0	2	3	0	5	0	0	4-18	1-1	1	11.50
Feb 16	vs Seton Hall	9.0	10	3	3	2	8	3	1	0	0	0	1	0	0	5-3	2-1	2	8.67
Feb 18	at Arizona	6.1	11	10	10	3	6	3	2	1	1	0	2	0	0	0-10	2-2	2	9.72
Feb 21	N. COLORADO	9.0	20	16	15	2	7	6	0	0	1	0	2	1	0	15-16	2-3	2	10.84
Feb 22	N. COLORADO	9.0	15	15	14	7	8	5	1	0	3	0	4	1	0	11-15	2-4	2	11.40
Feb 22	N. COLORADO	9.0	9	4	4	3	8	1	0	1	0	0	1	1	0	13-4	3-4	3	10.29
Feb 23	N. COLORADO	9.0	12	7	6	3	7	2	0	1	1	0	1	2	0	12-7	4-4	3	9.74
Feb 25	NM STATE	9.0	2	0	0	3	9	1	0	0	0	0	1	2	0	7-0	5-4	3	8.62
Feb 28	RHODE ISLAND	9.0	14	14	14	4	9	3	3	3	0	0	2	1	0	13-14	5-5	3	9.17
Mar 01	RHODE ISLAND	9.0	16	14	14	6	4	1	3	4	1	0	0	2	0	15-14	6-5	4	9.62
Mar 02	RHODE ISLAND	7.0	9	4	4	3	6	0	2	2	0	0	0	1	0	8-4	7-5	4	9.32
Mar 02	RHODE ISLAND	9.0	10	9	8	6	9	4	0	1	1	0	2	1	0	10-9	8-5	5	9.21
Mar 07	at Tarleton State	8.0	10	10	9	4	7	0	3	1	0	1	1	0	0	4-10	8-6	5	9.27
Mar 08	at Tarleton State	6.0	8	4	4	1	4	1	2	0	0	0	2	1	0	0-4	8-7	5	9.12
Mar 08	at Tarleton State	8.0	8	9	6	5	11	4	0	0	2	0	1	0	0	6-9	8-8	5	8.98
Mar 09	at Tarleton State	8.1	7	4	4	7	4	3	1	0	0	0	1	1	0	3-4	8-9	5	8.71
*Mar 14	UNLV	9.0	11	6	6	5	7	5	0	2	2	0	0	1	0	12-6	9-9	5	8.55
*Mar 15	UNLV	8.0	8	3	3	0	8	3	0	0	1	0	0	0	0	13-3	10-9	5	8.29
*Mar 16	UNLV	9.0	18	8	5	1	7	3	0	0	0	0	0	1	0	11-8	11-9	5	8.11
*Mar 21	at Nevada	12.0	9	4	4	6	17	3	1	0	0	0	1	1	0	6-4	12-9	6	7.77
*Mar 22	at Nevada	6.0	21	20	20	4	4	9	1	2	1	0	2	1	0	4-20	12-10	6	8.49
*Mar 23	at Nevada	8.0	8	7	7	8	9	1	0	2	0	0	0	0	0	5-7	12-11	6	8.46
Mar 25	GRAND CANYON	9.0	16	10	9	8	5	1	1	1	0	0	2	1	0	12-10	13-11	7	8.48
*Mar 28	AIR FORCE	9.0	8	4	4	2	12	3	0	0	1	0	1	0	0	7-4	14-11	8	8.29
*Mar 29	AIR FORCE	9.0	8	7	7	8	10	2	0	2	3	0	2	1	0	12-7	15-11	8	8.24
*Mar 30	AIR FORCE	9.0	11	7	6	6	8	4	1	0	0	0	1	1	0	1-7	15-12	8	8.15
Apr 01	at NM State	9.0	11	10	10	6	11	4	0	1	0	1	3	0	0	15-10	16-12	8	8.22
*Apr 04	at Fresno State	8.0	10	12	10	5	5	3	1	0	0	0	2	0	0	5-12	16-13	8	8.32
*Apr 05	at Fresno State	8.0	13	11	7	5	4	6	0	2	0	1	3	1	0	3-11	16-14	8	8.31
*Apr 06	at Fresno State	8.0	17	13	11	7	10	3	0	1	2	0	1	0	0	7-13	16-15	8	8.43
Apr 08	TEXAS TECH	8.0	8	5	5	2	6	3	0	0	0	0	1	0	0	15-5	17-15	8	8.35
*Apr 11	WASHINGTON STATE	9.0	17	9	9	4	5	2	0	1	0	0	0	0	0	10-9	18-15	9	8.37
*Apr 12	WASHINGTON STATE	7.0	16	14	14	2	7	2	0	1	1	0	1	0	0	24-14	19-15	9	8.60
*Apr 13	WASHINGTON STATE	9.0	15	16	16	10	7	6	1	2	1	0	4	3	0	11-16	19-16	9	8.83
Apr 15	at NM State	9.0	11	10	9	11	13	1	0	0	2	0	3	1	0	12-10	20-16	10	8.83
*Apr 17	at UNLV	9.0	9	7	5	6	6	1	0	1	0	0	0	0	0	13-7	21-16	10	8.72
*Apr 18	at UNLV	8.0	8	10	9	13	6	0	0	1	0	0	2	0	0	3-10	21-17	10	8.76
*Apr 19	at UNLV	9.0	9	3	2	3	5	2	0	0	0	0	0	1	0	6-3	22-17	11	8.57
Apr 22	NM STATE	9.0	6	6	6	4	6	1	0	1	0	0	1	0	0	7-6	23-17	12	8.51
Totals		340.2	452	349	322	197	308	111	25	38	28	3	57	27	0	349-349	23-17	12	8.51

2025 HOME RUN TRACKER

NO.	PLAYER	GM#	DATE	OPPONENT	ON BASE	INN	OUTS	COUNT	SCORE	FINAL
1	MCALISTER, J	1	Feb 14	vs Austin Peay	0...	7	1	1-2	6-3	W 9-6
2	WOOD, T.	2	Feb 15	vs UC Irvine	* 0...	6	0	3-1	0-7	L 4-18
3	MCALISTER, J	3	Feb 16	vs Seton Hall	.1.	2	2	2-1	0-0	W 5-3
4	ORIACH, J.	7	Feb 22	N. Colorado	.1.	1	1	0-1	0-2	W 13-4
5	HERD, C.	7	Feb 22	N. Colorado	.1.	2	1	2-0	2-3	W 13-4
6	ASBY, W.	7	Feb 22	N. Colorado	* 0...	3	0	2-2	4-4	W 13-4
7	OTT, E.	7	Feb 22	N. Colorado	.1.	3	0	1-2	5-4	W 13-4
8	WASLESFKY, K	7	Feb 22	N. Colorado	0...	6	2	2-1	12-4	W 13-4
9	WALKER, K.	8	Feb 23	N. Colorado	* 0...	6	0	2-0	8-5	W 12-7
10	ORIACH, J.	8	Feb 23	N. Colorado	* 0...	8	0	0-0	11-5	W 12-7
11	ORIACH, J.	9	Feb 25	NM State	.2.	3	0	2-2	3-0	W 7-0
12	MCALISTER, J	10	Feb 28	Rhode Island	.1.	2	0	1-2	1-5	L 13-14
13	WALKER, K.	10	Feb 28	Rhode Island	0...	2	0	1-2	3-5	L 13-14
14	ORIACH, J.	10	Feb 28	Rhode Island	.1.	2	1	0-1	4-5	L 13-14
15	MCALISTER, J	10	Feb 28	Rhode Island	.1.	5	1	2-2	8-9	L 13-14
16	OTT, E.	11	Mar 01	Rhode Island	...3	6	2	0-1	10-7	W 15-14
17	MCALISTER, J	12	Mar 02	Rhode Island	0...	3	1	0-2	5-1	W 8-4
18	ASBY, W.	12	Mar 02	Rhode Island	.1.	4	1	1-0	6-1	W 8-4
19	BANISTER, L.	13	Mar 02	Rhode Island	...3	3	0	2-1	3-1	W 10-9
20	ORIACH, J.	14	Mar 07	at Tarleton State	0...	1	1	0-2	0-0	L 4-10
21	ORIACH, J.	14	Mar 07	at Tarleton State	0...	1	2	3-5	1-1	L 4-10
22	TRUJILLO, G.	16	Mar 08	at Tarleton State	.1.	4	2	1-5	L 6-9	
23	OTT, E.	18	Mar 14	UNLV	.1.	4	0	1-1	0-2	W 12-6
24	MCALISTER, J	18	Mar 14	UNLV	.1.	8	2	2-2	10-6	W 12-6
25	HERD, C.	19	Mar 15	UNLV	.2.	3	2	0-1	5-3	W 13-3
26	NEIL, A.	20	Mar 16	UNLV	* 0...	1	0	2-1	0-1	W 11-8
27	ORIACH, J.	20	Mar 16	UNLV	.2.	6	2	1-2	2-8	W 11-8
28	NEIL, A.	20	Mar 16	UNLV	.2.	9	1	1-1	8-8	W 11-8
29	NEIL, A.	21	Mar 21	at Nevada	0...	6	2	1-2	1-0	W 6-4
30	OTT, E.	22	Mar 22	at Nevada	0...	4	1	0-0	0-10	L 4-20
31	HERD, C.	22	Mar 22	at Nevada	* 0...	7	0	1-2	3-20	L 4-20
32	ASBY, W.	23	Mar 23	at Nevada	0...	3	1	0-0	1-2	L 5-7
33	MCALISTER, J	23	Mar 23	at Nevada	0...	8	1	0-0	4-4	L 5-7
34	MCALISTER, J	24	Mar 25	Grand Canyon	* 0...	2	0	0-2	0-1	W 12-10
35	ORIACH, J.	24	Mar 25	Grand Canyon	0...	3	2	2-2	1-1	W 12-10
36	CARRIS, A.	24	Mar 25	Grand Canyon	.2.	5	2	0-0	4-5	W 12-10
37	NEIL, A.	24	Mar 25	Grand Canyon	* 0...	7	0	3-1	7-10	W 12-10
38	MCALISTER, J	25	Mar 28	Air Force	.1.	3	2	0-0	2-0	W 7-4
39	OTT, E.	26	Mar 29	Air Force	.1.	1	2	1-0	0-2	W 12-7
40	ASBY, W.	26	Mar 29	Air Force	.1.	3	1	2-1	9-4	W 12-7
41	WASLESFKY, K	26	Mar 29	Air Force	* 0...	5	0	0-1	11-6	W 12-7
42	ORIACH, J.	28	Apr 01	at NM State	.2.	1	0	2-1	0-0	W 15-10
43	MANSY, L.	28	Apr 01	at NM State	.2.	4	2	3-2	5-5	W 15-10
44	ASBY, W.	28	Apr 01	at NM State	.2.	8	2	0-0	12-8	W 15-10
45	OTT, E.	29	Apr 04	at Fresno State	0...	4	2	1-0	0-4	L 5-12
46	WALKER, K.	29	Apr 04	at Fresno State	.1.	4	2	3-2	1-4	L 5-12
47	OTT, E.	29	Apr 04	at Fresno State	* 0...	8	0	2-2	4-11	L 5-12
48	ORIACH, J.	30	Apr 05	at Fresno State	0...	4	2	1-1	0-4	L 3-11
49	ASBY, W.	32	Apr 08	Texas Tech	.1.	1	0	1-1	0-0	W 15-5
50	ORIACH, J.	32	Apr 08	Texas Tech	0...	1	0	0-0	2-0	W 15-5
51	WOOD, T.	32	Apr 08	Texas Tech	* 0...	4	0	0-2	7-1	W 15-5
52	WILLIAMS, B.	33	Apr 11	Washington State	* 0...	4	0	3-2	2-4	W 10-9
53	OTT, E.	33	Apr 11	Washington State	0...	6	2	1-0	7-8	W 10-9
54	OTT, E.	34	Apr 12	Washington State	.1.	1	2	1-0	0-2	W 24-14
55	HERD, C.	35	Apr 13	Washington State	.1.	4	0	0-0	1-11	L 11-16
56	WASLESFKY, K	35	Apr 13	Washington State	* 0...	9	0	1-1	8-16	L 11-16
57	ASBY, W.	36	April 15	at NM State	* 0	3	0	1-2	10-5	W 12-10
58	MCALISTER, J	37	Apr 17	at UNLV	* 0...	3	0	3-1	0-2	W 13-7
59	MCALISTER, J	37	Apr 17	at UNLV	* 0...	4	0	1-1	5-2	W 13-7
60	ASBY, W.	37	Apr 17	at UNLV	0...	4	2	0-2	6-2	W 13-7
61	ORIACH, J.	37	Apr 17	at UNLV	0...	6	1	1-1	9-2	W 13-7
62	OTT, E.	37	Apr 17	at UNLV	0...	6	1	0-0	10-2	W 13-7
63	OTT, E.	37	Apr 17	at UNLV	.1.	8	1	1-0	11-6	W 13-7
64	MCALISTER, J	39	Apr 19	at UNLV	* 0...	2	2	0-2	0-0	W 6-3
65	WOOD, T.	40	Apr 22	NM State	* 0...	1	0	3-1	0-0	W 7-6
66	ASBY, W.	40	Apr 22	NM State	* 0...	3	0	0-0	1-0	W 7-6

#12 ASBY, WILL									
NO.	GM	DATE	OPPONENT	ON	INN	OUTS	COUNT	SCORE	FINAL
1	7	Feb22	N.Colorado	* 0...	3	0	2-2	4-4	W13-4
2	12	Mar02	Rhodelsland	.1.	4	1	1-0	6-1	W8-4
3	23	Mar 23	at Nevada	0...	3	1	0-0	1-2	L 5-7
4	26	Mar 29	Air Force	.1.	3	1	2-1	9-4	W 12-7
5	28	Apr 01	at NM State	.2.	8	2	0-0	12-8	W 15-10
6	32	Apr 08	Texas Tech	.1.	1	0	1-1	0-0	W 15-5
7	36	April 15	at NM State	* 0	3	0	1-2	10-5	W 12-10
8	37	Apr 17	at UNLV	0...	4	2	0-2	6-2	W 13-7
9	40	Apr 22	NM State	* 0...	3	0	0-0	1-0	W 7-6

#20 BANISTER, LUKE									
NO.	GM	DATE	OPPONENT	ON	INN	OUTS	COUNT	SCORE	FINAL
1	13	Mar02	Rhodelsland	...3	3	0	2-1	3-1	W10-9

#14 CARRIS, AKILI									
NO.	GM	DATE	OPPONENT	ON	INN	OUTS	COUNT	SCORE	FINAL
1	24	Mar 25	Grand Canyon	..2.	5	2	0-0	4-5	W 12-10

#29 HERD, CALEB									
NO.	GM	DATE	OPPONENT	ON	INN	OUTS	COUNT	SCORE	FINAL
1	7	Feb22	N.Colorado	.1.	2	1	2-0	2-3	W13-4
2	19	Mar 15	UNLV	.2.	3	2	0-1	5-3	W 13-3
3	22	Mar 22	at Nevada	* O..	7	0	1-2	3-20	L 4-20
4	35	Apr 13	Washington St	.1.	4	0	0-0	1-11	L 11-16

#26 MANSY, LUKE									
NO.	GM	DATE	OPPONENT	ON	INN	OUTS	COUNT	SCORE	FINAL
1	28	Apr 01	at NM State	..2.	4	2	3-2	5-5	W 15-10

#9 MCALISTER, JOSH										
#	NO.	GM	DATE	OPPONENT	ON	INN	OUTS	COUNT	SCORE	FINAL
1	1		Feb14	vsAustinPeay	0...	7	1	1-2	6-3	W9-6
2	3		Feb16	vsSetonHall	.1.	2	2	2-1	0-0	W5-3
3	10		Feb28	Rhodelsland	.1.	10	2	0	1-5	L13-14
4	10		Feb28	Rhodelsland	.1.	5	1	2-2	8-9	L13-14
5	12		Mar02	Rhodelsland	0...	3	1	0-2	5-1	W8-4
6	18		Mar 14	UNLV	.1.	8	2	2-2	10-6	W 12-6
7	23		Mar 23	at Nevada	0...	8	1	0-0	4-4	L 5-7
8	24		Mar 25	Grand Canyon	* 0...	2	0	0-2	0-1	W 12-10
9	25		Mar 28	Air Force	.1.	3	2	0-0	2-0	W 7-4
10	37		Apr 17	at UNLV	* 0...	3	0	3-1	0-2	W 13-7
11	37		Apr 17	at UNLV	* 0...	4	0	1-1	5-2	W 13-7
12	39		Apr 19	at UNLV	.1.	2	2	0-2	0-0	W 6-3

#48 NEIL, ANDREW									
NO.	GM	DATE	OPPONENT	ON	INN	OUTS	COUNT	SCORE	FINAL
1	20	Mar 16	UNLV	* 0...	1	0	2-1	0-1	W 11-8
2	20	Mar 16	UNLV	.2.	9	1	1-1	8-8	W 11-8
3	21	Mar 21	at Nevada	0...	6	2	1-2	1-0	W 6-4
4	24	Mar 25	Grand Canyon	* 0...	7	0	3-1	7-10	W 12-10

#10 ORIACH, JORDY									
NO.	GM	DATE	OPPONENT	ON	INN	OUTS	COUNT	SCORE	FINAL
1	7	Feb22	N.Colorado	.1.	1	1	0-1	0-2	W13-4
2	8	Feb23	N.Colorado	* 0...	8	0	0-0	11-5	W12-7
3	9	Feb25	NMState	.2.	3	0	2-2	3-0	W7-0
4	10	Feb28	Rhodelsland	.1.	2	1	0-1	4-5	L13-14
5	14	Mar07	atTarleton	.1.	1	1	0-2	0-0	L4-10
6	14	Mar07	atTarleton	0...	7	2	1-1	3-5	L4-10
7	20	Mar 16	UNLV	.2.	6	2	1-2	2-8	W 11-8
8	24	Mar 25	Grand Canyon	0...	3	2	2-2	1-1	W 12-10
9	28	Apr 01	at NM State	.2.	1	0	2-1	0-0	W 15-10
10	30	Apr 05	at Fresno St	0...	4	2	1-1	0-4	L 3-11
11	32	Apr 08	Texas Tech	0...	1	0	0-0	2-0	W 15-5
12	37	Apr 17	at UNLV	0...	6	1	1-1	9-2	W 13-7

#47 OTT, ETHAN									
NO.	GM	DATE	OPPONENT	ON	INN	OUTS	COUNT	SCORE	FINAL
1	7	Feb22	N.Colorado	.1.	3	0	1-2	5-4	W13-4
2	11	Mar01	Rhodelsland	...3	6	2	0-1	10-7	W15-14
3	18	Mar14	UNLV	.1.	4	0	1-1	0-2	W 12-6
4	22	Mar 22	at Nevada	0...	4	1	0-0	0-10	L 4-20
5	26	Mar 29	Air Force	.1.	1	2	1-0	0-2	W 12-7
6	29	Apr 04	at Fresno St	0...	4	2	1-0	0-4	L 5-12
7	29	Apr 04	at Fresno St	* 0...	8	0	2-2	4-11	L 5-12
8	33	Apr 11	Washington St	0...	6	2	1-0	7-8	W 10-9
9	34	Apr 12	Washington St	.1.	1	2	1-0	0-2	W 24-14
10	37	Apr 17	at UNLV	0...	6	1	0-0	10-2	W 13-7
11	37	Apr 17	at UNLV	.1.	8	1	1-0	11-6	W 13-7

#43 TRUJILLO, GENE

SINGLE-GAME RECORDS

AT-BATS

58	vs. New Mexico St.....	2/9/02
57	vs. Fresno St.....	4/1/99
56	vs. Air Force	5/14/09
56	vs. Binghamton	3/7/09
56	vs. Air Force	5/2/03
55	vs. Fresno St.....	4/9/16
54	vs. Hawaii.....	3/14/97
54	vs. New Mexico St.....	2/24/72
53	vs. Oklahoma St.....	2/16/13
53	vs. Coppin St.....	4/18/10
53	vs. New Mexico St.....	3/30/99
53	vs. Colorado St.....	3/17/73
53	vs. Northern Colorado.....	2/27/05

RUNS

31	vs. UNLV.....	3/9/24 (W, 31-15)
31	vs. Air Force	4/17/04 (W, 31-11)
30	vs. Northern Colo. 2/24/23 (W, 30-1)	
30	vs. Binghamton	3/7/09 (W, 30-2)
29	at UNLV.....	3/24/17 (W, 29-8)
29	vs. Coppin St.....	4/18/10 (W, 29-3)
28	vs. N.M. Highlands. 2/9/03 (W, 28-5)	
28	vs. N.M. St.....	3/30/99 (W, 28-18)
27	vs. Fresno St.....	4/1/99 (W, 27-26)
27	vs. Rice	4/12/98 (W, 27-26)
27	vs. Iowa	3/24/85 (W, 27-13)
27	vs. Creighton.....	3/26/71 (W, 27-5)
26	vs. Air Force	4/12/08 (W, 26-9)
26	vs. Air Force	4/14/06 (W, 26-11)
26	vs. Utah.....	3/13/93 (W, 26-8)

HITS

32	vs. Fresno St.....	4/1/99
31	vs. Binghamton	3/7/09
30	vs. Hawaii.....	3/14/97
29	vs. UNLV.....	3/9/24
29	vs. Coppin St.....	4/18/10
29	vs. Air Force	4/17/04
28	vs. Northern Colo.	2/24/23
28	at Air Force.....	3/4/17
28	vs. Air Force	4/12/08
28	vs. New Mexico St.....	3/30/99
27	vs. Air Force	5/2/03
26	vs. San Diego St.....	5/26/12
26	vs. Northwestern	2/22/97
26	vs. Washington.....	3/26/95

RBI

28	vs. UNLV.....	3/9/24
28	vs. Coppin St.....	4/18/10
28	vs. Binghamton	3/7/09
28	vs. Air Force	4/17/04
27	vs. Northern Colo.	2/24/23
27	vs. Iowa	3/24/85
26	vs. Air Force	4/12/08
26	vs. N.M. Highlands	2/9/03
26	vs. New Mexico St.....	3/30/99
26	vs. Rice	4/12/98
25	vs. Air Force	4/14/06
24	vs. UNLV	3/24/17
24	vs. Fresno St.....	4/1/99
24	vs. Utah.....	4/23/94

DOUBLES

13	vs. N.M. Highlands	2/9/03
10	vs. Coppin St.....	4/18/10
9	at Nevada.....	4/21/13
9	vs. Northern Colorado.....	3/5/06
9	vs. Utah.....	3/16/02
9	vs. UNLV	4/4/98

8	at New Mexico State.....	3/29/22
8	vs. Fresno St.....	3/31/17
8	vs. San Jose St.....	5/9/15
8	vs. San Jose St.....	5/10/15
8	vs. San Diego St.....	3/17/00
8	vs. Fresno St.....	4/1/99
8	vs. Rice	4/12/98
8	vs. UTEP.....	4/18/80
8	vs. Southern Colorado.....	5/17/75

TRIPLES

7	vs. Southern Colorado.....	3/27/76
6	vs. TAMU-CC.....	2/21/09
6	vs. Hartford.....	3/16/86
5	vs. Holy Cross	2/25/22
4	vs. Coppin St.....	4/18/10
4	vs. ENMU.....	4/30/97
4	vs. Colorado St.....	3/20/75
4	vs. NE Illinois	4/18/78
4	vs. UTEP.....	5/11/73
4	vs. Northern Illinois.....	3/27/72

HOME RUNS

10	vs. New Mexico St.....	3/30/99
8	vs. Air Force	4/12/08
8	vs. Air Force	4/18/04
7	vs. Fresno State	4/29/23
6	vs. Air Force	5/6/17
6	vs. Binghamton	2/18/17
6	vs. Fresno St.....	4/9/16
6	vs. Air Force,	4/13/06 (Game 2)
6	vs. Air Force,	4/17/04
6	vs. UNLV	5/9/99
6	vs. Rice	4/12/98
6	vs. New Mexico St.....	2/25/98
6	vs. Utah.....	5/15/94
6	vs. Air Force	4/26/86
6	vs. Air Force	4/25/86

TOTAL BASES

63	vs. New Mexico St.....	3/30/99
61	vs. Air Force	4/12/08
54	vs. Fresno St.....	4/1/99

WALKS

17	vs. Hofstra.....	3/2/24
17	at Hawai'i.....	2/21/16
16	vs. Air Force	4/17/04
15	vs. Fresno St.....	3/31/17
14	at UNLV.....	3/24/17
14	at Utah.....	4/4/87

STOLEN BASES

9	vs. Wayland Baptist.....	4/13/94
8	vs. Maine	3/18/94
8	vs. New Mexico St.....	2/11/00
8	vs. Brigham Young	4/8/00
7	vs. New Mexico St.....	4/17/13
7	vs. Toledo.....	3/10/02
7	vs. N.M. Highlands.....	2/10/98
7	vs. Grand Canyon.....	5/4/96

LONGEST GAME (Innings)

15	NMSU 4, UNM 3.....	2/9/02
15	UNM 10, Gonzaga 8	3/31/72
14	UNM 8, ENMU 7.....	2/5-6/96
14	UNM 9, Colorado St. 8.....	3/17/73

NO-HIT GAMES (2)

Jim Kremmel.....	4/17/70
vs. Arizona (9 innings)	
Mike Connell	3/24/77
vs. N.M. Highlands (7 innings)	

ONE-HIT GAMES (11)

Tommy Bruskas	5/8/59
at New Mexico St.	
Lloyd Randel	4/28/62
at ENMU, 4/28/62	
Cliff Fowler	3/6/65
at UTEP (7 innings)	
Stan Quintana.....	3/22/65
vs. Colorado St. (7 innings)	
Cliff Fowler	4/15/65
vs. San Francisco St.	
Cliff Fowler	3/23/67
vs. UTEP (7 innings)	
Tony Sexton & Chuy Armendariz	3/9/68
at New Mexico St. (6 innings)	
Jim Kremmel	3/22/69
vs. Colorado St. (7 innings)	
Ron Sims	3/25/73
vs. New Mexico St. (7 innings)	
Tom Bepko & Craig Steiner	3/6/76
vs. Colorado Mines (7 innings)	
Tyler Stevens.....	4/12/15
vs. Air Force	

SINGLE GAME STRIKEOUTS

18	Jim Kremmel	3/30/70
vs. ENMU		
18	Jim Kalk	3/14/64
vs. Colorado St. (7 innings)		
17	Justin Armbruster	3/13/21
at Fresno State		
17	Jim Serrano	2/17/98
vs. Point Loma		
17	Tommy Bruskas	5/8/59
at NMSU		
17	Cliff Fowler	3/19/65
at New Mexico St. (8 innings)		
17	Bob McAulay	4/29/66
vs. Arizona St.		
16	Gig Brummel	4/29/61
vs. New Mexico St. (7 innings)		
16	Gary Jacobs	3/23/70
vs. Colorado St.		
16	Arnie Marzullo	3/16/73
vs. Colorado		
15	Jim Kalk	3/29/64
vs. Air Force		
15	Jim Kalk	4/11/64
vs. New Mexico St.		
15	Bob McAulay	4/7/66
vs. UTEP (7 innings)		
15	Bob McAulay	5/13/66
vs. UTEP		
15	Jim Kremmel	4/10/70
vs. Arizona St.		
15	Chris Cooper	2/25/00
vs. Southern Utah		

INNINGS PITCHED

12	Jim Coleman	5/15/92
vs. San Diego St.		
11	Tom Bepko	3/27/75
vs. South Dakota St.		

PROGRAM RECORDS

AT-BATS

Game: ..8.....Done 3 times
 Hank Garcia1972
 vs. Gonzaga (3/31)
 Chris Armstrong1999
 vs. Fresno St. (4/1)
 Josh Mader2003
 vs. Air Force (5/2)
Season:...275....Tony Cairns(2001)
Career:...960...Daniel Stovall..... (2004-07)

RUNS

Game:6.....Done 6 times
 Justin Howard2010
 vs. Coppin St. (4/18)
 Dane Hamilton2009
 vs. Binghamton (3/7)
 Brian Cavazos-Galvez..2009/08
 vs. AF (5/16) & (4/12)
 Sean Murray2004
 vs. Air Force (5/15)
 Lon Yamaguchi.....1998
 vs. N.M. St. (2/25)
Season:...86.....Jim Fregosi(1985)
Career:...248 ...Lon Yamaguchi.... (1996-99)

HITS

Game:.....6.....Done 8 times
 John Pustay.....2012
 at Air Force (4/5)
 Justin Howard2010
 vs. Coppin St. (4/18)
 Mike Brownstein2009
 vs. Air Force (5/14)
 Dane Hamilton2009
 vs. Binghamton (3/7)
 Brian Cavazos-Galvez 2008
 vs. Air Force (4/12)
 Cory Robbins1999
 vs. N.M. St. (3/23)
 Ronnie Meng1995
 vs. Nebraska (3/19)
 Aaron Santini1993
 vs. Regis (3/6)
Season:...125Keith Hagman(1980)
Career:...340 ..Travis Young(1994-97)

RBI.....

Inning:....8.....Jonathan Gallegos.....1993
 vs. Utah (3/13)
Game:.....10.....Brian Cavazos-Galvez 2008
 vs. Air Force (4/12)
 Mark Gulseth1992
 vs. San Diego St. (4/19)
Season:...95.....Keith Hagman(1980)
Career:...226...Daniel Stovall (2004-07)

DOUBLES

Game:.....4Done 4 times
 Justin Howard2010
 vs. San Diego St. (5/2)
 Justin Howard2010
 vs. Coppin St. (4/18)
 Joe Salas2004
 vs. Air Force (4/17)
 Dusty Young2003
 vs. N.M. Highlands (2/9)
Season:...35.....Robert Gonzales(1998)
Career:...78DJ Peterson (2011-13)
 Daniel Stovall..... (2004-07)

TRIPLES

Game:.....3.....Jim Economides1957
 vs. Denver
Season:...17Keith Hagman (1980)
 (NCAA record)
Career:...31Larry Harrison(1980-83)

HOME RUNS

Game:.....4Brian Cavazos-Galvez .2008
 vs. Air Force (4/12)
Season:...25.....Chris Alexander (2003)
Career:...53.....Aaron Sisk..... (1998-00)

GRAND SLAMS

Game:.....2**Reed Spenrath (2024)**
vs. Nevada (5/10)
2.....Mark Gulseth1992
 vs. San Diego St. (4/19)
Season:...4**Will Asby (2024)**
3.....Mark Wulfert(1995)
Career:...5.....Mark Wulfert(1993-95)

TOTAL BASES

Game:.....19.....Brian Cavazos-Galvez .2008
 vs. Air Force (4/12)
Season:...207 ...Keith Hagman (1980)
Career:...550 ...Daniel Stovall (2004-07)

STOLEN BASES

Game:.....5.....Cory Robbins1998
 vs. N.M. Highlands (2/10)
Season:...56.....Luke Oglesby(1993)
Career:...123.....Travis Young(1994-97)

WALKS

Game:.....5.....Done 2 times
 DJ Peterson.....2013
 vs. UC Riverside (3/9)
 Luke Oglesby1993
 vs. Texas Tech (2/25)
Season:...56.....Mike Foote(1980)
Career:...152.....Lon Yamaguchi(1996-99)

HIT BY PITCH

Game:.....3.....Done 3 times:
 Jared Holley2013
 vs. LaSalle (3/5)
 Jordan Pacheco2006
 vs. New Mexico St. (2/28)
 Paul Huitt1990
 vs. N.M. Highlands (2/28)
Season:...19.....Aaron Santini(1992)
Career:...40.....Jared Holley(2013-16)

SEASON STATISTICAL RECORDS

BATTING AVERAGE

1. .3632009
 2. .3611986
 3. .3551985
 4. .3541980
 5. .3462010
 6. .34542002
 7. .34512003
 8. .34441993
 9. .34431999
 10. .3381997

WIN PCT. (min. 40 games)

1. .740 (37-13-0).....1968
 2. .712 (42-17-0).....1985
 3. .674 (29-14-0).....1972
 4. .651 (41-22-0).....1980
 5. .649 (37-20-0)2009
 6. .647 (37-20-1)2014
 7. .633 (38-22-0)2010
 8. .629 (39-23-0)2016
 9. .627 (37-22-0)2013
 10. .625 (35-21-0)2000
 .625 (35-21-0)1993

ERA

1. 2.871968
 2. 3.401969
 3. 3.861975
 4. 3.921976
 5. 4.071962
 6. 4.131977
 7. 4.211973
 8. 4.232014
 9. 4.291970
 4.291967

FIELDING PCT.

1. .9762009
 2. .9742023
 .9742017
 4. .9732008
 5. .9722015
 6. .9712021
 .9712016
 .9712010
 9. .9702007
 10. .9692013
 .9692006

SLUGGING PCT.

1. .6041986
 2. .5721985
 3. .5701980
 4. .5671998
 5. .5642003
 6. .5602023
 7. .5542010
 8. .5451999
 9. .5422005
 10. .5151993

ON BASE PERCENTAGE

1. .4451985
 2. .4441993
 3. .4431986
 4. .4401980
 5. .4322009
 6. .4242003
 7. .4222013
 8. .4221987
 9. .4201992
 10. .4191994

LAST TIME IT HAPPENED...

HITTING (Individual)

Grand slam: Luke Banister vs Rhode Island, 3/2/25
Hit for the cycle: Danny Collier vs. Air Force, 3/24/18
Five hits: Khalil Walker vs. UNLV, 3/9/24
Six hits: Carl Stajduhar vs. Fresno St., 4/9/16
Eight at bats: Josh Mader vs. Air Force, 5/2/03
Four runs: Jordy Oriach vs N. Colorado, 2/23/25
Five runs: Khalil Walker vs. UNLV, 3/9/24
Six runs: Justin Howard vs. Coppin St., 4/18/10*
Five RBI: Andrew Neil vs. UNLV, 3/16/25
Six RBI: Will Asby at Texas Tech, 4/23/24
Seven RBI: Jake Holland vs. San Jose St., 3/23/24
Eight RBI: Justin Olson vs. Fresno State, 4/29/23
Nine RBI: Reed Spenrath vs Nevada, 5/10/24
10 RBI: Brian Cavazos-Galvez vs. Air Force, 4/12/08*#
Three doubles: Jake Holland at Nevada, 3/17/24
Four doubles: Reece Weber vs. San José St., 5/10/15
Four extra-base hits: Jake Holland at Nevada, 3/17/24
Two triples: Reed Spenrath at Nevada, 3/16/24
Back-to-back-to-back triples: ... Mike Brownstein, Dane Hamilton, Brian Cavazos-Galvez vs. TAMU-CC (Game 2), 2/21/09
Inside-the-Park home run: . Josh McAlister vs. Seton Hall, 2/16/25
Walk-off home run: Andrew Neil vs. UNLV, 3/16/25
Walk-off grand slam: Devon Dixon vs. San Diego St., 4/28/24
Two home runs: Andrew Neil vs. UNLV, 3/16/25
Three home runs: Reed Spenrath vs Nevada, 5/10/24
Four home runs: Brian Cavazos-Galvez vs. Air Force, 4/12/08*#
Two home runs in one inning: Josh Mader at Utah, 4/8/04
Two+ players with multi-homers: Brian Cavazos-Galvez (4), Kevin Atkinson (2) vs. Air Force, 4/12/08
Back-to-back homers: Chase Weissenborn, Khalil Walker at Texas Tech., 4/24/24
Back-to-back-to-back homers: Daniel Stovall, Matt Hibbitts, Ian Hollick vs. Hawaii-Hilo, 4/28/07
Multiple back-to-back homers in same game: (2), Joe Salas, Daniel Stovall, vs. Air Force, 5/16/04
HR in 3 straight games: Jake Holland vs. San Jose St., 3/22-24/24
HR in 4 straight games: Jake Holland vs. NMSU, SJSU, 3/17-24/24
Three + sacrifice bunts in a game: 3, Jared Holley at Nevada 4/20/13
Four strikeouts: Deylan Pigford vs. Fresno State, 4/28/23
Three HBP: Jared Holley vs. LaSalle, 3/5/13
Three stolen bases: Tye Wood vs. Nevada, 5/11/24
Four Walks: Reed Spenrath vs. Hofstra, 3/2/24
Five Walks: DJ Peterson vs. UC Riverside, 3/9/13*

HITTING (Team)

Five + home runs (team): 5, vs N. Colorado (2/22/2025)
20+ hits: 23, vs N. Colorado (L, 15-16), 2/21/25
25+ hits: 25, vs. Fresno St. (L, 23-19), 4/13/24
30+ hits: 31, vs. Binghamton (Game 1), 3/7/09
Allowed 20 + hits: 20, vs N. Colorado (L, 15-16), 2/21/25
20+ runs: 24, vs. Washington State (W, 24-14 [7]), 4/12/25
Allowed 20 + runs: 20, at Nevada (L, 20-4), 3/21/25
30+ runs: 31, vs. UNLV (W, 31-15), 3/9/24
20+ RBI: 28, vs. UNLV (W, 31-15), 3/9/24
40+ total bases: 42, vs. Fresno State, 4/29/23
50+ total bases: 52, vs. Northern Colorado, 2/24/23
60+ total bases: 61, vs. Air Force, 4/12/08
No strikeouts: 5/4/14 vs. San Diego St. (35 at-bats)
No walks: 3/31/23 vs. San Diego State (34 at-bats)
10+ strikeouts: 15, vs Austin Peay, 2/14/25
10+ walks: 11, vs Rhode Island, 3/2/25
15+ walks: 17, vs. Hofstra, 3/2/24
5+ HBP: 5, vs Rhode Island, 3/2/25
Was no-hit (7-inning game): at San Diego State, 3/29/24
Was no-hit (9-inning game): at Wichita St., 3/20/90

PITCHING (Individual)

No-hitter (7-inning game): Mike Connell vs. N.M. Highlands, 3/24/77
No-hitter (9-inning game): Jim Kremmel vs. Arizona, 4/17/70
One-hitter: Tyler Stevens vs. Air Force, 4/12/15
Complete game:
 Cody Dye vs. UNLV, 4/21/18.....
 Ryan Castillo vs. UNLV, 3/15/25 (8 innings).....
 Justin Armbruster at San Jose State, 5/22/21 (7 innings)

Complete-game shutout: Colton Thomson vs. Nevada, 5/26/16
10+ strikeouts: ..12, Justin Armbruster at San Jose State, 5/22/21
15+ strikeouts:17, Justin Armbruster at Fresno State, 3/13/21
No walks (complete game): Ryan Castillo vs. UNLV, 3/15/25 (8 innings)

PITCHING (Team)

10+ strikeouts:12, at Tarleton, 3/8/25
15+ strikeouts:16, vs. Nevada, 3/27/21
No strikeouts:3/5/17 at Air Force ... (J. Tripp 30 BF; D. Gillespie 5 BF, A. Isenhardt 1 BF, C. Tripp 8 BF)
No walks:vs. UNLV, 3/15/25 (8 innings)
10 + walks:at California, 5/14/22

FIELDING

Five+ errors (Team): 6, vs. San Jose State, 4/8/23
Three+ errors (Ind.):3, Hayden Schillingvs. Central Michigan, 2/22/18
Eight+ assists: 8, Konner Kinkadevs. Texas Tech, 3/28/23
Caught three runners stealing: Mitch Garvervs. Texas Tech, 4/25/12
15+ putouts:15, Reed Spenrathvs. New Mexico State, 3/21/23
UNM turned a triple play: 5/13/16 vs. Nevada (4-6-3-2)
UNM hit into a triple play: 4/23/09 at BYU

SCORING AND MISCELLANEOUS

Stole home:Tye Wood vs. Rhode Island, 3/2/25
Stole seven+ bases: 7, 4/17/13 vs. New Mexico St. (W, 13-6)
Tied:4/28/19 at Fresno St. (T, 6-6)
Shut out:3/8/25 at Tarleton (L, 0-4, 7 Inn.)
Shut out opponent:2/25/25 vs. NM State (W, 7-0)
Shut out at home:5/11/24 vs. Nevada (L, 0-2)
Shut out on the road: 2/18/25 at Arizona(L, 0-10/7 Inn.)
Shut out opponent at home:2/25/25 vs. NM State (W, 7-0)
Shut out opponent on road: .4/18/23 at New Mexico St. (W, 13-0)
Recorded back-to-back shutouts:5/6-5/7, 2011vs. Air Force (5-0, 10-0)
Recorded three straight shutouts:2/24-3/3, 1973vs. New Mexico St. (1-0) and New Mexico Highlands (7-0, 4-0)
Shut out in back-to-back games:3/14-15/2017 at Oklahoma St.
Most runs in three-game series: 73, vs. Air Force (4/13-14, 2006)
Consecutive one-run games: 2, vs. Rhode Island (Feb. 28-March 1)
Four straight one-run games:vs. BYU, Gonzaga, Northern Colorado, 2/15-23, 2020
Five straight one-run games: March 18-24, 2015*

LAST TIME IT HAPPENED... CONTINUED

EXTRA INNINGS

Won an extra-inning game: 4/30/23 vs. Fresno State (6-5, 10 inn.)
Lost an extra-inning game:3/2/24 vs. Hofstra (15-16, 10 Inn.)
Extra inning games in a row:2, 4/23-4/24, 2021 at Washington
3 straight extra-inning games:at Utah, 4/9-11, 2009
Played a 10-inning game:3/2/24 vs. Hofstra
Played an 11-inning game:vs. Fresno State, 3/13/22 (W, 9-8)
Played a 12-inning game:vs. Minnesota, 2/20/22 (W, 4-3)
Played a 13-inning game:vs. Columbia, 6/1/13 (L, 6-5, NCAA Tourn.)
Played a 14-inning game:vs. Eastern N.M., 2/5-6, 1996 (W, 8-7)
Played a 15-inning game:at New Mexico St., 2/9/02 (L, 4-3)

IN AN INNING

10+ runs in an inning:10, at UNLV (5/5/24)
15+ runs in an inning:15, vs. Savannah St., 3/11/05
4+ homers in an inning:4, at Air Force, 5/19/05
5+ doubles in an inning:5, at Nevada, 4/21/13
4+ triples in an inning:4, vs. TAMU-CC (Game 2), 2/21/09^
10+ hits in an inning:10, at UNLV (5/5/24)
10+ consecutive hits:10, at UNLV (5/5/24)
10+ consecutive batters reach base:11, at UNLV (5/5/24)
15+ consecutive batters reach base: .16, vs. Savannah St., 3/11/05
Player w/hits from both sides of plate: Sam Haggerty
..... vs. Fresno St. 4/12/13

UNM SCORING IN AN INNING

Most runs in top of 1st:11, at Air Force (5/14/09)
Most runs in top of 2nd:10, 2x, last at Air Force (4/15/97)
Most runs in top of 3rd:8, 3x, last at Air Force (4/25/10, Game One)
Most runs in top of 4th:12, at Air Force (4/15/07)
Most runs in top of 5th:12, at Air Force (4/17/04)
Most runs in top of 6th:10, at Air Force (5/19/16)
Most runs in top of 7th:10, at UNLV (5/5/24)
Most runs in top of 8th:12, at Utah (4/1/00)
Most runs in top of 9th:9, at New Mexico St. (2/16/86)
Most runs in top of 10th:4, at Texas St. (2/11/06)
Most runs in top of 11th:6, at Arizona (1/30/93)
Most runs in top of 12th:3, at Washington (4/24/21)
Most runs in top of 13th:N/A
Most runs in top of 14th:N/A
Most runs in top of 15th:1, vs. Gonzaga at Fresno St. (3/31/72)

Most runs in bottom of 1st: 11, 2x, last vs. St. Bonaventure. (3/4/23)
Most runs in bottom of 2nd:15, vs. Savannah St. (3/11/05)
Most runs in bottom of 3rd:13, vs. NM Highlands (2/28/90)
Most runs in bottom of 4th: ...12, vs. Air Force at UNLV (5/27/04)
Most runs in bottom of 5th:10, 2x, last vs. Utah (4/22/06)
Most runs in bottom of 6th:20, vs. Utah (3/13/93)*
Most runs in bottom of 7th:11, vs. Texas St. (2/18/05)
Most runs in bottom of 8th:12, 3x, last vs. Fresno St. (4/13/13)
Most runs in bottom of 9th:9, 2x, last vs. New Mexico St. (3/26/02)
Most runs in bottom of 10th:7, vs. Louisiana Tech (3/13/10)
Most runs in bottom of 11th:2, 2x, last vs. Fresno St. (3/13/22)
Most runs in bottom of 12th:2, vs. UNLV (3/9/14)
Most runs in bottom of 13th: 1, 2x, last vs. Northwestern (3/7/03)
Most runs in bottom of 14th:1, 2x, last vs. ENMU (2/5-6, 1996)
Most runs in bottom of 15th:N/A

OPPONENT SCORING IN AN INNING

Most runs in top of 1st:12, vs. BYU (3/26/94)
Most runs in top of 2nd:9, vs. UC Riverside (4/18/19)
Most runs in top of 3rd:12, vs. Wichita St. (3/16/89)
Most runs in top of 4th:11, vs. Rice (4/11/98)
Most runs in top of 5th:10, 2x, last vs. UNLV (4/3/22)
Most runs in top of 6th:10, vs. BYU (4/11/02)
Most runs in top of 7th:11, vs. BYU (4/6/00)
Most runs in top of 8th:8, 2x, last vs. Rice (4/12/98)
Most runs in top of 9th:12, vs. BYU (3/18/05, Game Two)

Most runs in top of 10th:9, vs. San Francisco (3/18/06)
Most runs in top of 11th: 6, vs. Nevada at Las Vegas, Nev. (5/23/14)
Most runs in top of 12th:1, 4x, last vs. UNLV (3/9/14)
Most runs in top of 13th:1, 2x, last vs. Columbia (6/1/13)
Most runs in top of 14th:N/A
Most runs in top of 15th:N/A

Most runs in bottom of 1st: 11, at Arizona St. (2/9/80, Game One)
Most runs in bottom of 2nd:16, at Texas Tech (3/15/22)*
Most runs in bottom of 3rd:15, at Hawaii (4/22/89)
Most runs in bottom of 4th:12, 2x, last at Air Force (4/15/90)
Most runs in bottom of 5th:12, at Cal St. Fullerton (3/7/86)
Most runs in bottom of 6th:12, at LMU (3/11/86)
Most runs in bottom of 7th:9, at California (5/14/22)
Most runs in bottom of 8th:11, vs. Oregon State (2/18/22)
Most runs in bottom of 9th:4, 7x, last at Air Force (4/15/07)
Most runs in bottom of 10th:4, at Air Force (4/24/65)
Most runs in bottom of 11th: 2, vs. BYU at San Diego St. (3/31/06)
Most runs in bottom of 12th: 2, vs. BYU at San Diego St. (3/31/06)
Most runs in bottom of 13th:N/A
Most runs in bottom of 14th:N/A
Most runs in bottom of 15th:1, at New Mexico St. (2/9/02)

SERIES

Swept non-conf. series, home: ..vs. Northern Colo., 2/24-26, 2023
Swept non-conf. series, road: at No. 23 Oklahoma St., 3/14-15, 2017
Swept in non-conf. series, home:vs. Dallas Baptist, 3/4-6, 2016
Swept in non-conf. series, road:at California, 5/13-15/2022
Swept MW series, home:vs. UNLV, 3/14-16, 2025
Swept MW series, road:at San Jose State, 5/22-23, 2021
Swept multiple MW series in a row:3, 3/3/17-3/26/17
..... at Air Force, vs. San José St., at UNLV
Swept in MW series, home:vs. San Diego State, 3/31-4/2, 2023
Swept in MW series, road:at Fresno State, 4/4-6, 2025
Swept in multiple MW series in a row:3, 4/2-5/9/2021
..... at San Diego State, vs. Fresno State, at Air Force

WALK-OFFS

Won on last at-bat:3/16/25
..... Andrew Neil vs. UNLV (11-8, 9 Inn.)
Back-to-back games won in last at-bat:2/24/24
.....vs. South Dakota State (12-11, 9-8)
Lost on last at-bat:3/9/25
..... at Tarleton (3-4, 9 Inn.)
Scored two runs in last at-bat:5/20/22
..... vs. South Dakota State (13-2, run rule 7 innings)
Scored three runs in last at-bat:3/16/25
..... Andrew Neil vs. UNLV (11-8, 9 Inn.)
Scored four runs in last at-bat:4/28/24
..... Devon Dixon vs. San Diego State (9-7, 9 Inn.)
Scored five runs in last at-bat:5/20/22
.....vs. Air Force (13-12, 9 innings)
Scored six runs in last at-bat:5/20/22
.....vs. Air Force (13-12, 9 innings)
Scored seven runs in last at-bat:5/20/22
.....vs. Air Force (13-12, 9 innings)
Scored nine runs in last at-bat:3/21/99
..... vs. TCU (17-16)
Allowed two runs in last at-bat:3/18/23
..... at Fresno State (8-9)
Allowed three runs in last at-bat:4/2/21
..... at San Diego State (9-10)
Allowed four runs in last at-bat:4/2/21
..... at San Diego State (9-10)
Allowed five runs in last at-bat:4/2/21
..... at San Diego State (9-10)
Allowed six runs in last at-bat:4/2/21
..... at San Diego State (9-10)

* = School record

= Mountain West record

SANTA ANA STAR FIELD - ALBUQUERQUE, N.M.

Santa Ana Star Field has become one of the toughest places for opponents to play in college baseball as The University of New Mexico baseball team is 166-98-2 (.629) since returning to its former location on March 24, 2013 after nine seasons at Isotopes Park.

For decades the home of UNM baseball was known as Lobo Field, but thanks to a 10-year, \$1 million naming rights gift from Tamaya Enterprises, Lobo Field was rechristened Santa Ana Star Field on Dec. 11, 2015.

"We are delighted to strengthen our relationship with Tamaya Enterprises, who have been long-standing supporters of the Lobos," said former UNM Vice President for Athletics Paul Krebs. "The field naming rights is a great example of their commitment to the community and provides us an opportunity for Lobo Athletics to give back to the Pueblo of Santa Ana. The beneficiary of this field naming rights is not just our baseball program but our entire community and state." That was the second major announcement regarding the facility in a three-week span in 2015 as on Nov. 20, the UNM Board of Regents approved construction for the \$2.3 million R.D. and Joan Dale Hubbard Clubhouse.

"This has been a long process, but I want to thank the Hubbards, Scott Grady and his family, our administration, Vice President for Athletics Paul Krebs, and everyone on main campus that helped this project," UNM head coach Ray Birmingham said. "I could go on for hours thanking people because so many have helped make this possible." Santa Ana Star Field received a major upgrade that started before the 2013 season. It received a FieldTurf playing surface, upgraded scoreboard, dugouts, bullpens, and bleachers as a part of the first phase of the Santa Ana Star Field renovation. Further renovations and phases will enhance the concessions areas, the fan plaza between Santa Ana Star Field and the softball field, the press box and the bleachers. Lights were installed



in the fall of 2013.

"We have lights because of (former Lobo) Dee Dennis and a bunch of guys who chipped in to help me and Dee do this," Birmingham said. "This is Lobo Field. This is (the state of) New Mexico's baseball field, at least that's how I feel about it. ... There will not only be Lobo games on here, but there will also be state championship games here. We hope to bring in some great big tournaments over the years to this city and let our kids experience the world. We think New Mexico kids can get the rest of the experiences that the rest of the country has, then they will grow faster and realize they're as good

UNM ALL-TIME AT S.A.S. FIELD

YEAR	W	L	T	PCT.
2013	14	2	0	.875
2014	23	8	1	.734
2015	20	10	0	.667
2016	19	8	0	.704
2017	19	10	0	.655
2018	11	14	1	.442
2019	14	16	0	.467
2020	9	1	0	.900
2021	9	6	0	.600
2022	11	13	0	.458
2023	17	10	0	.630
2024	18	10	0	.640
2025	16	5	0	.761
TOTAL	200	113	2	.636

as anybody."

While now-ABCA Hall of Famer Rich Alday was UNM's head coach, his son Ambrose passed away at age 16 in 1995 from cancer. The Ambrose Alday Memorial Scholarship Fund was set up at New Mexico, and UNM's hitting facility was officially named in their honor ahead of UNM's home game on Feb. 23, 2024, with Norma and the Alday family honored pregame.

TV / PHOTO ROSTER

 <p>2 COOPER BRASS INF 5-10 R-FR</p>	 <p>3 KARSEN WASLEFSKY INF 5-11 JR</p>	 <p>4 TYE WOOD OF 5-11 SR</p>	 <p>5 SHANE MILLER INF 6-0 FR</p>	 <p>6 BRIAN MCBROOM RHP 6-0 SR</p>	 <p>7 TOMMY WHITE RHP 6-4 JR</p>	 <p>8 DEREK MONTILJO INF/OF 6-0 FR</p>
 <p>9 JOSH MCALISTER INF 6-2 SR</p>	 <p>10 JORDY ORIACH OF 6-5 JR</p>	 <p>11 AUSTIN MUNGUIA C 5-10 JR</p>	 <p>12 WILL ASBY OF 5-11 SR</p>	 <p>13 MATT ROMERO LHP 6-0 SR</p>	 <p>14 AKILI CARRIS INF 6-2 JR</p>	 <p>15 KHALIL WALKER OF 5-10 SR</p>
 <p>16 GRANT ORIGER RHP 6-2 FR</p>	 <p>17 CRISTIAN MOGEN RHP/INF 6-0 FR</p>	 <p>18 BECK SULLIVAN RHP 5-11 FR</p>	 <p>19 JUSTIN STILL LHP 6-3 SR</p>	 <p>20 LUKE BANISTER C 5-10 JR</p>	 <p>22 BEN BAKER-LIVINGSTON RHP 6-2 R-JR</p>	 <p>23 TY CUNNINGHAM RHP 6-3 JR</p>
 <p>24 BRODEY WILLIAMS C 6-0 JR</p>	 <p>25 LUKE WISEMAN RHP 6-0 R-JR</p>	 <p>26 LUKE MANSY INF/OF 5-10 JR</p>	 <p>27 DAVID LOPEZ RHP 6-2 SR</p>	 <p>28 CHARLES LAVIGNE RHP 6-5 FR</p>	 <p>29 CALEB HERD C 5-9 JR</p>	 <p>31 DAYNE PENGELLY RHP 6-2 SR</p>
 <p>32 SYDNEY WARD OF 6-0 JR</p>	 <p>33 DAXTON PURSER LHP 6-2 SR</p>	 <p>34 JOSH BARNHOUSE RHP 6-5 SR</p>	 <p>35 PRESLEY MONTEFORTE LHP 6-0 JR</p>	 <p>36 ELIAS FIDDLER UTL 6-0 JR</p>	 <p>38 BLAKE LEHMBECK RHP 6-1 SO</p>	 <p>39 RYAN CASTILLO RHP 6-5 SO</p>
 <p>42 BLAKE BELL RHP 6-4 FR</p>	 <p>43 GENE TRUJILLO 1B/OF 6-6 SO</p>	 <p>47 ETHAN OTT 1B/OF 6-2 SR</p>	 <p>48 ANDREW NEIL INF/UTL 6-0 SR</p>	 <p>49 JACK MESSMORE RHP/UTL 6-1 JR</p>		
 <p>TOD BROWN HEAD COACH</p>	 <p>MICHAEL LOPEZ PITCHING COACH</p>	 <p>MATT RISDON ASSISTANT COACH</p>	 <p>JUSTIN MITCHELL ASSISTANT COACH</p>	 <p>TYLER MCPHEAK DIR. OF OPS / DEVELOPMENT</p>		



TOD BROWN

HEAD COACH

Tod Brown was named the 12th Lobo Baseball Head Coach on June 17, 2021. He enters the 2024 season in his third year at the helm.

In Brown's second season, the Lobos posted their best winning percentage in a full season since 2017 (.510), finishing fifth in the Mountain West standings (26-25, 13-17 MW) and leading the league in a variety of categories including team batting average (.328), runs (441), RBI (411), triples (24), home runs (87), slugging % (.559) and on-base % (.406). UNM also improved from a 9.06 ERA as a team in Brown's first season to a 5.95 ERA — the program's lowest in a single season since 2016 — while

averaging only 3.20 walks per nine innings, its fewest since 2014. Following the completion of that season, RHP Isaac Gallegos became the first UNM player coached by Brown to be selected in the MLB Draft, going in the 16th Round to the Atlanta Braves.

The 2023 Lobos ranked in the Top 10 in the country in a variety of team statistical categories:

No. 3 in Batting Average (.329)

No. 9 in Double Plays per Game (0.94)

No. 5 in Doubles Per Game (2.45)

No. 10 in Runs per Game (8.60)

No. 4 in Slugging Percentage (.560)

No. 5 in Triples (24) and Triples per Game (0.47)

No. 10 in Walks Allowed per Nine Innings (3.20)

Following the 2023 season, the Lobos also got three All-MW selections — first baseman Reed Spennath was a first-team selection, while third baseman Dylan Ditzenberger and left fielder Lenny Junior Ashby were second-team selections. Ditzenberger went on to be named a CSC Academic All-American for his efforts on the field and in the classroom. Both UNM teams that Brown has coached (2022, 2023) have earned the ABCA Team Academic Excellence Award for their academic accomplishments.

In the 2022 season — Brown's first season in Albuquerque — UNM went 21-33 and finished sixth in the MW standings, with Lenny Junior Ashby and Jeffrey David named to the All-MW Second Team.

PRIOR TO UNM

Brown came to New Mexico after a successful 14 years and 341 wins with North Dakota State, where he currently sits as the second-winningest coach in program history and is the all-time leader in wins per season (24.4). In 2021, Brown led the Bison to the 2021 NCAA Tournament, winning its first Division I postseason game 6-1 over Mountain West opponent Nevada. In the same season, NDSU broke a school record with 20 Summit League victories, besting the previous record of 19 set by his 2017 team, and posted an overall record of 42-19. The Bison also led the nation with 25 road wins and set new school records in strikeouts (474) and putouts (1,567) in a single season.

Brown is no stranger to winning — he owns the two highest single season win totals in NDSU history (42 wins in 2021, 40 wins in 2012), and the only two 40+ win seasons by the program. Brown also owns three of the top-five single-season win totals in NDSU history. Under Brown's leadership, NDSU has played in five Summit League championship games, winning it outright in 2021 and 2014, and qualified for the league's baseball championship eight out of the last 11 years.

Brown took the helm of NDSU in 2008 and turned around a program that had faced three consecutive losing seasons, posting just 38 wins from 2005-07. In 2012, NDSU won a then-school-record 40 games, including an 8-2 win over a No. 5-ranked Arizona team that went on to win the 2012 College World Series. North Dakota State had a school-record .973 fielding percentage and posted a team ERA of 3.38, which was the program's lowest ERA in 37 years.

In 2016, the Bison posted a 29-25 overall record and set a new record for home wins at Newman Outdoor Field with 17 victories. In addition, North Dakota State set a new single season record in saves (17). NDSU defeated No. 19-ranked Minnesota on April 26 in Fargo, marking the second-ever win over an NCAA Division I top-25 opponent.

In the Summit League, Brown has coached two Summit League Players of the Year, one Summit League Newcomer of the Year, 46 All-Summit League selections, 22 Summit League Players of the Week, and 30 Summit League Pitchers of the Week. Under his leadership, Brown has also led players to two Collegiate Baseball Freshmen All-America selections and two College Baseball National Players of the Week.

Not only does Brown produce talent on the field, but also in the classroom. During his tenure at NDSU, Brown has had three NCAA Postgraduate Scholarship Winners, one Senior CLASS Award All-America, one CoSIDA Academic All-America Athlete of the Year, nine CoSIDA Academic All-America selections, 11 CoSIDA Academic All-District selections, one Summit League Scholar-Athlete of the Year, 16 Summit League Academic All-League selections, and was twice honored by NCAA with Public Recognition for perfect APR scores (2012-13 and 2015-16).

The Tucson, Ariz. native, was a left-handed pitcher for the Arizona Wildcats from 1989-94, leading the team in 1992 to a Pac-10 Championship. In 1993 he won six games and saved eight, setting a record with 35 appearances as Arizona fell one game short of Omaha.

Brown then made a career out of coaching college ball in the northern tier of the country. He came to NDSU after eight seasons in Ohio as the pitching coach and recruiting coordinator for Bowling Green State University.

During this time, he recruited or helped develop eight players who have reached the major leagues, including former UNM pitching standout Jamie Vermilyea, who played for the Lobos from 2001-03.

This list also includes Jay Flaa, who made his MLB debut this year, J.J. Hardy and pitcher Tim Wood

The Brown File

Education

University of Arizona

1989-94

Coaching Experience

2008-2021	Head Coach	North Dakota State
2022-Present	Head Coach	University of New Mexico

Career Coaching Record (Year-By-Year)

School	Year	Record	Win Pct.
NDSU	2008	15-30	.333
NDSU	2009	16-28	.372
NDSU	2010	22-30	.423
NDSU	2011	22-32	.407
NDSU	2012	40-20	.667
NDSU	2013	26-27	.491
NDSU	2014	25-26	.490
NDSU	2015	21-30	.412
NDSU	2016	29-25	.537
NDSU	2017	31-25	.554
NDSU	2018	26-24	.520
NDSU	2019	19-24	.442
NDSU	2020*	8-9	.471
NDSU	2021	42-19	.689
NDSU	14 yrs	341-350	.493
UNM	2022	21-33	.389
UNM	2023	26-25	.510
UNM	2024	28-26	.519
UNM	2025	23-17	.564
UNM	4 yrs	98-101	.490
Career	18 yrs	439-451	.493

*Incomplete season due to COVID-19

COACH BROWN VS. 2025 OPPONENTS

Opponent	Overall	UNM	Last
Air Force	9-9	9-9	3/30/25
Arizona	2-14	1-3	2/18/25
Austin Peay	1-0	1-0	2/14/25
Fresno State	8-10	8-10	4/6/25
Grand Canyon	1-3	1-2	3/25/25
Nevada	10-9	9-9	3/23/25
New Mexico St.	11-4	11-4	4/22/25
N. Colorado	20-14	6-2	2/23/25
Rhode Island	3-1	3-1	3/2/25
San Diego State	4-11	4-11	4/28/24
San Jose State	6-9	6-9	5/18/24
Seton Hall	1-0	1-0	2/16/25
Tarleton	0-4	0-4	3/7/25
Texas Tech	4-5	4-5	4/8/25
UC Irvine	0-1	0-1	2/15/25
UNLV	12-9	12-9	4/19/25
Washington St.	2-1	2-1	4/13/25

from Sabino High School, in Tucson, Ariz., outfielder Shelley Duncan and pitchers Josh Pearce and Ben Diggins at the University of Arizona, and pitcher Burke Badenhop and outfielder Nolan Reimold from Bowling Green.

After two years as the pitching coach at Sabino High School in Tucson, Ariz., Brown began his collegiate coaching career in 1999 as a volunteer assistant for Arizona. He worked with pitchers and catchers and was the first-base coach for the Wildcats, who qualified for an NCAA regional. Brown was also a head coach for the San Francisco Seals of the California Coastal Collegiate League in the summer of 1999, compiling a 43-29 record and making a fourth-place finish in the National Baseball Congress World Series.

Tod and his wife Janet have a 23-year old son, Brooks, and a 20-year old daughter, Blake.



MICHAEL LOPEZ

ASSISTANT COACH: PITCHING

Michael Lopez, who previously served as head coach at Howard Community College in Big Spring, Texas, joined the Lobos in the 2021-22 season as a pitching coach. Lopez joined the Lobo squad after spending two seasons at the helm of the Howard program, bolstering a 48-19 overall record.

In 2024, UNM's pitching staff struck out 394 batters in Lopez' third year — the most since 2019 and seventh-most in program history — and collected 10 saves, also the most since 2019. They finished the season with the most wins (28) since 2017 with a No.

2 seed in the MW Tournament, finishing one game away from a regular season championship. In the second season with Lopez coordinating UNM's pitching, the team's ERA improved from 9.06 to 5.95 — UNM's lowest since 2016. UNM pitchers under Lopez also posted their lowest WHIP (1.59) since 2015 and fewest walks per nine innings (3.20) since 2014 in the process, with RHP Isaac Gallegos selected in the 2023 MLB Draft following the season's completion. Under Lopez, two Howard Hawks were named to the 2021 All-Region V Baseball Team, including pitcher Kris Anglin, who led the league in strikeouts (103). Howard's Ethan Coombes was second in the league in strikeouts, retiring 82 throughout the season. Prior to becoming the head coach of the Hawks, Lopez spent three years as an assistant coach under previous head coach, Rob Martinez.

During his time at Howard College, Lopez worked primarily with the pitchers and served as the recruiting coordinator. He has had over 40 players sign with Division I schools during his tenure, three players sign contracts with professional teams, and three players selected as

NJCAA All-Americans.

Lopez originally came to Howard College after a one-year stint with a brand-new NAIA program, Marymount California University (MCU). During his one year at MCU, Lopez was named the associate head coach and helped with day-to-day recruiting.

In the first year of the program, Lopez helped the Mariners win the CAL PAC Conference Championship and reach the 2016 West Grouping Championship. Lopez had three players selected to the 2016 All-California Pacific Conference Team while also coaching the CAL PAC conference player of the year and the CAL PAC Freshman of the year.

Prior to coaching at Marymount California University, Lopez was the volunteer assistant coach for two seasons at the University of Arizona under head coach Andy Lopez. Lopez assisted with the pitchers during practices and helped run the bullpen during games. Off the field, his job consisted of preparing scouting reports on opposing teams, directing the Andy Lopez Baseball Camp, and assisting with recruiting.

Lopez's collegiate career in baseball includes four years (2009-2012) at the University of Arizona. Lopez was named captain of the 2012 team, which won the NCAA National Championship in Omaha, Nebraska.

Lopez graduated from The University of Arizona in 2013 with a bachelor's degree in family studies.



MATT RISDON

ASSISTANT COACH / RECRUITING COORDINATOR

Matt Risdon joined the Lobo Family in 2022 as a volunteer assistant coach, and he currently serves recruiting coordinator and assistant coach. Risdon was previously at Lenoir-Rhyne University for three seasons. Risdon was a Division I catcher at Western Illinois for two seasons and served on the coaching staff for the Fighting Leathenecks from August 2015-July 2019. At UNM, he has been primarily responsible for coaching fielders and hitters.

In 2023, Risdon-coached hitters posted UNM's highest team batting average since 2013 (.328) — good

for best in the conference and No. 3 in NCAA D-I — while leading the MWC in OPS, hits, runs, triples, RBI and home runs. The Lobos' .974 fielding percentage in 2022 was the second-best in program history and best in the MWC, and their 48 double plays turned was the most in the conference.

The Lobos put up similar numbers in 2024 en route to their best MW finish (2nd) and first MW Tournament berth since 2017 — at the end of the season, UNM ranked No. 7 in NCAA D-I in Batting Average (.319) and No. 13 in On Base Percentage (.421) as well as No. 17 in Doubles Per Game (2.24), No. 31 in Slugging Percentage (.515), No. 25 in Scoring (8.4), leading the MW in nearly every offensive category. The Lobos posted a .968 fielding percentage while

ranking No. 15 in the nation in Double Plays Per Game (0.94).

In 2022, Risdon helped Lenoir-Rhyne University to the best season in program history with a 46-13 overall record and a record 25 wins at home. The Bears would post a 19-game winning streak, the longest in program history, and were ranked as high as No. 11 in the nation. The Bears would capture just the third SAC Tournament title in program history and advanced to just the second NCAA Tournament appearance in team history. Risdon was the catching coach and assisted with hitting and recruiting. In 2022 the Bears broke multiple offensive records such as: home runs, runs, RBIs, walks, HBPs, hits, as well as many other team records. The Bears season was capped off with their senior catcher, Nick Clarno, signing with the Atlanta Braves.

Risdon began his coaching career as the Director of Baseball Operations with WIU in August 2015 and served in that role for one season before being named the program's graduate assistant. After finishing his Master in Sports Management in May 2017, Risdon earned the title of assistant coach and recruiting coordinator prior to the 2018 campaign. Risdon was primarily responsible for catchers and assisted with hitting and infielders while also serving as the third base coach. Risdon helped with defensive positioning and discussed hitting approach with players during game review. Risdon also helped with administrative duties such as: travel, team meals, fundraising, scouting, and monitoring student-athlete academic eligibility.

Risdon played in 40 career games for Western Illinois. He earned his bachelor's degree in exercise science in 2015.



JUSTIN MITCHELL

ASSISTANT COACH: HITTING

Justin Mitchell joined the Lobo Family in August of 2023 and he serves as assistant coach. He coaches UNM's catchers as well as hitting for head coach Tod Brown.

In his first season as UNM's hitting coach, the Lobos wrapped up the regular season as the MW's statistical leaders in batting average (.323), slugging % (.521) and on-base % (.426) as well as runs (448), hits (588), RBI (415), total bases (947) and walks (285).

They ranked No. 8 in the nation in average at the conclusion of the season.

Mitchell spent the 2023 season as a graduate assistant coach at K-State under Pete Hughes. The 2023 Wildcats went 35-24 and advanced to the semifinals of the Big 12 Championship. His G.A. stint came after he played one season at K-State, hitting .308 with five homers and 22 RBIs over 52 games, playing catcher as a grad transfer. Mitchell played four seasons at Oklahoma, where he graduated. Over his time he played in 116 games, hitting .261 with two homers and 38 RBIs. He recorded 991 career putouts as a catcher.

He graduated from Oklahoma in 2022.

NEW MEXICO 2025 FIELDING STATS

Player	c	po	a	e	fld%	dp	sba	csb	sba%	pb	ci
47 OTT, Ethan	278	261	17	0	1.000	21	0	0	---	0	0
24 WILLIAMS, Brodey	170	149	21	0	1.000	0	23	9	.719	1	0
12 ASBY, Will	72	72	0	0	1.000	0	0	0	---	0	0
20 BANISTER, Luke	44	41	3	0	1.000	1	7	3	.700	4	0
10 ORIACH, Jordy	17	17	0	0	1.000	0	0	0	---	0	0
33 PURSER, Daxton	10	2	8	0	1.000	1	3	3	.500	0	0
34 BARNHOUSE, Josh	8	2	6	0	1.000	0	2	1	.667	0	0
5 MILLER, Shane	7	4	3	0	1.000	1	0	0	---	0	0
27 LOPEZ, David	5	1	4	0	1.000	0	2	1	.667	0	0
7 WHITE, Tommy	4	1	3	0	1.000	0	3	1	.750	0	0
6 MCBROOM, Brian	4	2	2	0	1.000	0	0	0	---	0	0
39 CASTILLO, Ryan	3	1	2	0	1.000	0	1	4	.200	0	0
13 ROMERO, Matt	2	0	2	0	1.000	0	2	0	1.000	0	0
25 WISEMAN, Luke	2	2	0	0	1.000	0	4	0	1.000	0	0
35 MONTEFORTE, Presley	2	1	1	0	1.000	0	1	1	.500	0	0
17 MOGEN, Cristian	1	0	1	0	1.000	0	0	0	---	0	0
49 MESSMORE, Jack	1	0	1	0	1.000	0	3	0	1.000	0	0
15 WALKER, Khalil	97	96	0	1	.990	0	0	0	---	0	0
2 BRASS, Cooper	68	25	42	1	.985	6	0	0	---	0	0
29 HERD, Caleb	126	115	9	2	.984	0	8	4	.667	1	0
43 TRUJILLO, Gene	57	54	2	1	.982	4	0	0	---	0	0
4 WOOD, Tye	41	39	1	1	.976	0	0	0	---	0	0
9 MCALISTER, Josh	166	55	102	9	.946	17	0	0	---	0	0
3 WASLEFSKY, Karsen	113	31	75	7	.938	16	0	0	---	0	0
26 MANSY, Luke	47	15	28	4	.915	5	0	0	---	0	0
14 CARRIS, Akili	66	21	38	7	.894	2	0	0	---	0	0
8 ALVAREZ, Diego	9	2	6	1	.889	0	6	2	.750	0	0
23 CUNNINGHAM, Ty	8	4	3	1	.875	0	1	0	1.000	0	0
48 NEIL, Andrew	12	7	3	2	.833	0	0	0	---	0	0
31 PENGELLY, Dayne	8	1	5	2	.750	1	6	4	.600	0	0
11 CORNELIUS, Matt	3	0	2	1	.667	0	0	1	.000	0	0
19 STILL, Justin	2	1	0	1	.500	1	2	0	1.000	0	0
22 BAKER-LIVINGSTON,Be	0	0	0	0	.000	0	1	0	1.000	0	0
38 LEHMBECK, Blake	0	0	0	0	.000	0	0	0	---	0	0
16 ORIGER, Grant	0	0	0	0	.000	0	0	0	---	0	0
42 BELL, Blake	0	0	0	0	.000	0	1	0	1.000	0	0
Totals	1453	1022	390	41	.972	27	38	18	.679	6	0
Opponents	1397	1006	353	38	.973	31	24	13	.649	6	0

Hitting minimums - 1 Games 1 AB 2.0 AB/Game 1 TPA 2.0 TPA/Game

Pitching minimums - 1 Games 0.7 IP/Game

NEW MEXICO 2025 COMBINED STATS

Record: 23-17 Home: 16-5 Away: 5-11 Neutral: 2-1 MW: 10-8

Date	Opponent	Score	Player	avg	slug	ob%	g	ab	r	h	2b	3b	hr	rbi	bb	so	sb	cs	e
2/14	vs Austin Peay	w 9-6	ORIACH, Jordy	.405	.778	.497	39	153	48	62	17	2	12	47	23	21	1	1	0
2/15	vs UC Irvine	L 4-18	WALKER, Khalil	.370	.582	.433	40	146	31	54	12	5	3	23	13	18	2	3	1
2/16	vs Seton Hall	w 5-3	OTT, Ethan	.354	.715	.460	35	130	36	46	12	1	11	37	20	34	0	1	0
2/18	at Arizona	L 0-10	MCALISTER, Josh	.352	.703	.458	37	128	35	45	7	1	12	34	19	43	8	1	9
2/21	N. COLORADO	L 15-16	CARRIS, Akili	.345	.446	.369	35	139	26	48	11	0	1	38	6	28	1	2	7
2/22	N. COLORADO	L 11-15	ASBY, Will	.294	.550	.375	38	160	40	47	14	0	9	30	19	25	1	0	0
2/22	N. COLORADO	w 13-4	WOOD, Tye	.277	.475	.426	35	101	29	28	9	1	3	21	22	28	4	0	1
2/23	N. COLORADO	w 12-7	WASLEFSKY, Karsen	.277	.436	.349	32	94	20	26	4	1	3	22	9	18	2	3	7
2/25	NM STATE	w 7-0	-----																
2/28	RHODE ISLAND	L 13-14	MANSY, Luke	.415	.547	.568	25	53	19	22	4	0	1	12	15	4	0	0	4
3/1	RHODE ISLAND	w 15-14	WILLIAMS, Brodey	.338	.507	.448	21	71	13	24	9	0	1	10	14	17	1	1	0
3/2	RHODE ISLAND	w 8-4	BRASS, Cooper	.314	.371	.393	27	70	14	22	4	0	0	11	11	10	3	1	1
3/2	RHODE ISLAND	w 10-9	NEIL, Andrew	.298	.617	.382	23	47	13	14	1	1	4	11	3	15	0	0	2
3/7	at Tarleton State	L 4-10	HERD, Caleb	.245	.490	.391	17	49	12	12	0	0	4	15	13	12	0	0	2
3/8	at Tarleton State	L 0-4	BANISTER, Luke	.179	.321	.273	11	28	5	5	1	0	1	8	4	9	0	0	0
3/8	at Tarleton State	L 6-9	TRUJILLO, Gene	.175	.250	.340	21	40	7	7	0	0	1	3	6	16	1	0	1
3/9	at Tarleton State	L 3-4	MILLER, Shane	.000	.000	.286	3	4	1	0	0	0	0	3	2	2	0	0	0
*3/14	UNLV	w 12-6	Totals	.327	.558	.422	40	1413	349	462	105	12	66	325	199	300	24	13	41
*3/15	UNLV	w 13-3	Opponents	.318	.511	.415	40	1422	349	452	111	25	38	325	197	308	38	18	38
*3/16	UNLV	w 11-8																	
*3/21	at Nevada	w 6-4	LOB - Team (341), Opp (341). DPs turned - Team (27), Opp (31). IBB - Team (4),																
*3/22	at Nevada	L 4-20	ORIACH, J. 2, MCALISTER, J 1, MANSY, L. 1.																
*3/23	at Nevada	L 5-7																	
3/25	GRAND CANYON	w 12-10	Player	era	w-l	app	gs	cg	sh	sv	ip	h	r	er	bb	so	avg	hr	
*3/28	AIR FORCE	w 7-4	BARNHOUSE, Josh	5.28	4-1	20	0	0	0	0	30.2	34	18	18	14	19	.291	2	
*3/29	AIR FORCE	w 12-7	CASTILLO, Ryan	6.82	4-2	7	7	1	0	0	33.0	43	28	25	12	34	.314	4	
*3/30	AIR FORCE	L 1-7	PURSER, Daxton	7.49	2-3	12	6	0	0	1	45.2	49	40	38	19	58	.269	6	
4/1	at NM State	w 15-10	PENGELLY, Dayne	8.77	2-2	11	11	0	0	0	40.0	58	45	39	30	34	.341	1	
*4/4	at Fresno State	L 5-12	-----																
*4/5	at Fresno State	L 3-11	CUNNINGHAM, Ty	3.91	1-1	17	0	0	0	10	25.1	22	11	11	15	22	.229	0	
*4/6	at Fresno State	L 7-13	WHITE, Tommy	4.68	2-0	13	0	0	0	0	25.0	28	14	13	12	24	.286	3	
4/8	TEXAS TECH	w 15-5	WISEMAN, Luke	6.05	3-0	17	0	0	0	0	19.1	27	16	13	8	20	.310	1	
*4/11	WASHINGTON STATE	w 10-9	MONTEFORTE, Presley	7.40	0-1	6	3	0	0	0	20.2	30	19	17	8	13	.333	1	
*4/12	WASHINGTON STATE	w 24-14	LOPEZ, David	9.37	1-2	4	4	0	0	0	16.1	20	19	17	9	14	.294	3	
*4/13	WASHINGTON STATE	L 11-16	ALVAREZ, Diego	9.69	1-3	8	4	0	0	1	26.0	36	28	28	8	20	.321	5	
4/15	at NM State	w 12-10	CORNELIUS, Matt	11.48	1-0	8	0	0	0	0	13.1	19	21	17	14	13	.339	3	
*4/17	at UNLV	w 13-7	MESSMORE, Jack	14.00	0-1	11	0	0	0	0	18.0	35	31	28	11	11	.412	4	
*4/18	at UNLV	L 3-10	ROMERO, Matt	16.43	0-0	10	1	0	0	0	7.2	17	14	14	8	5	.436	1	
*4/19	at UNLV	w 6-3	MCBROOM, Brian	17.47	0-0	7	0	0	0	0	5.2	10	11	11	5	5	.417	1	
4/22	NM STATE	w 7-6	LEHMBECK, Blake	18.00	0-0	1	0	0	0	0	1.0	1	2	2	0	0	.333	0	
			STILL, Justin	18.90	1-0	4	0	0	0	0	3.1	9	8	7	6	5	.500	0	
			MOGEN, Cristian	19.29	1-1	4	3	0	0	0	4.2	7	10	10	7	6	.368	1	
			BELL, Blake	20.25	0-0	3	0	0	0	0	2.2	3	6	6	5	3	.300	2	
			BAKER-LIVINGSTON,Ben	27.00	0-0	2	1	0	0	0	1.1	2	4	4	5	1	.333	0	
			ORIGER, Grant	36.00	0-0	2	0	0	0	0	1.0	2	4	4	1	1	.400	0	
			Totals	8.51	23-17	40	40	1	1	12	340.2	452	349	322	197	308	.318	38	
			Opponents	8.32	17-23	40	40	0	2	4	335.1	462	349	310	199	300	.327	66	

PB - Team (6), BANISTER, L. 4, HERD, C. 1, WILLIAMS, B. 1, Opp (6). Pickoffs - Team (3), ALVAREZ, D. 1, CORNELIUS, M 1, PURSER, D. 1. SBA/ATT - WILLIAMS, B. (23-32), HERD, C. (8-12), PENGELLY, D. (6-10), BANISTER, L. (7-10), ALVAREZ, D. (6-8), PURSER, D. (3-6), CASTILLO, R. (1-5), WISEMAN, L. (4-4), WHITE, T. (3-4), MESSMORE, J. (3-3), LOPEZ, D. (2-3), BARNHOUSE, J (2-3), ROMERO, M. (2-2), STILL, J. (2-2), MONTEFORTE (1-2), BELL, B. (1-1), CORNELIUS, M (0-1), CUNNINGHAM (1-1), BAKER-LIVING (1-1).

Score by innings	1	2	3	4	5	6	7	8	9	EX	Total
New Mexico	57	48	45	47	39	36	27	35	13	2	349
Opponents	44	46	41	25	54	35	51	32	21	0	349

Win-loss breakouts: Day 12-14; Night 11-3; vs Left 3-1; vs Right 20-16;
1-run games 4-3; 2-run games 4-1; 5+run games 10-10; Extra inns 1-0; Shutouts 1-2.
Current streak: Won 2; Longest winning streak: 4; Longest losing streak: 4.
Attendance: Home 10608 (avg 558); Away 14702 (avg 773); Total 25310 (avg 666).