



NEW MEXICO BASEBALL

2025 SCHEDULE

23-17 10-8 16-5 5-11 2-1

W-L MW H A N

DATE	OPPONENT	TIME(MT)
2/14	vs. Austin Peay [^]	W, 9-6
2/15	vs. UC Irvine [^]	L, 4-18
2/16	vs. Seton Hall [^]	W, 5-3
2/18	Arizona	L, 0-10 (7)
2/21	N. Colorado	L, 15-16
2/22	N. Colorado ^{DH}	L, 11-15
2/22	N. Colorado ^{DH}	W, 13-4
2/23	N. Colorado	W, 12-7
2/25	New Mexico St.	W, 7-0
2/28	Rhode Island	L, 13-14
3/1	Rhode Island	W, 15-14
3/2	Rhode Island ^{DH}	W, 8-4 (7)
3/2	Rhode Island ^{DH}	W, 10-9
3/7	Tarleton	L, 4-10
3/8	Tarleton ^{DH}	L, 0-4 (7)
3/8	Tarleton ^{DH}	L, 6-9
3/9	Tarleton	L, 3-4
3/14	Unlv*	W, 12-6
3/15	Unlv*	W, 13-3 (8)
3/16	Unlv*	W, 11-8
3/21	Nevada*	W, 6-4 (12)
3/22	Nevada*	L, 4-20 (7)
3/23	Nevada*	L, 5-7
3/25	Grand Canyon	W, 12-10
3/28	Air Force*	W, 7-4
3/29	Air Force*	W, 12-7
3/30	Air Force*	L, 1-7
4/1	New Mexico St.	W, 15-10
4/4	Fresno St.*	L, 5-12
4/5	Fresno St.*	L, 3-11
4/6	Fresno St.*	L, 7-13
4/8	Texas Tech	W, 15-5 (8)
4/11	Washington St.*	W, 10-9
4/12	Washington St.*	W, 24-14 (7)
4/13	Washington St.*	L, 11-16
4/15	New Mexico St.	W, 12-10
4/17	UNLV*	W, 13-7
4/18	UNLV*	L, 3-10
4/19	UNLV*	W, 6-3
4/22	New Mexico St.	W, 7-6
4/25	San Jose St.*	6 PM
4/26	San Jose St.*	2 PM
4/27	San Jose St.*	12 PM
5/2	San Diego St.*	7 PM
5/3	San Diego St.*	5 PM
5/4	San Diego St.*	1 PM
5/7	Texas Tech	TBA
5/9	Air Force*	1 PM
5/10	Air Force*	1 PM
5/11	Air Force*	12 PM
5/15	Fresno St.*	6 PM
5/16	Fresno St.*	2 PM
5/17	Fresno St.*	12 PM
5/21-25	MW Tournament	—

[^] - Mlb Desert Invitational
First Two Games At Sloan Park (Mesa, Az),
Third At Salt River Fields (Scottsdale, Az).
* - Mountain West Conference Game
Home Games In **BOLD**

GAMES 41-43



NEW MEXICO LOBOS (23-17, 10-8 MW) RPI 122

Head Coach: Tod Brown, 4th season (98-101 UNM) [439-451 overall]

2024 Home: 18-10 | Away: 7-10 | Neutral: 2-4 | 2024 Final RPI: #202

UNM All-Time Series vs. SJSU: 30-23-1 | H: 20-7 | A: 10-11-1 | N: 0-1



VS SAN JOSE STATE (20-21, 8-10 MW) RPI 214

APRIL 25-27 | ALBUQUERQUE, N.M. | SANTA ANA STAR FIELD

Head Coach: Brad Sanfilippo, 8th season (163-216, .430)

2024 Record: 24-33 (16-14 MW)

LEADING OFF...

Winners of seven of their last nine, New Mexico Baseball looks to keep momentum in a pivotal Mountain West series at home with San Jose State (April 25-27).

After winning more games on the road last week than they had the entire season previously, Head Coach Tod Brown's Lobos look to keep building momentum when they return to Santa Ana Star Field -- where they're 16-5 this season -- for all four games this week.

Heading into their seventh Mountain West series of the year, the Lobos remain one of the nation's most productive offenses -- they now rank No. 6 in the nation in team Batting Average (0.327), No. 7 in total hits (462), No. 8 in slugging (.558), No. 4 in doubles per game (2.63) while cracking the Top 100 in the nation in in triples per game (46th, 0.30), on-base percentage (27th, .422), scoring per nine innings (23rd, 8.7), total base on balls (91st, 199) and homers per game (22nd, 1.65).

All of this week's home games at Santa Ana Star Field will be available to stream free via the MW Network, with live stats, streaming options and more available via GoLobos.com/BSBGameDay. Follow @UNMLoboBaseball on IG, X and Facebook for comprehensive coverage, promotional updates, behind-the-scenes content and more.

ALL-TIME SERIES

- In an all-time series between the Spartans and Lobos that began in 1998, UNM is 30-23-1 overall with a 20-7 mark at home and 10-11-1 away. The Lobos are 0-1 against the Spartans on neutral fields after falling to them in the opening round of the MW tournament last spring (5/23). Since SJSU joined the MW before the 2014 season, UNM is 28-20-21 against them.

NCAA D-I STAT RANKINGS (4/24)

Stat	Rank	Value
Batting Average	6	0.327
Home Runs Per Game	22	1.65
Doubles Per Game	4	2.63
Triples Per Game	T-46	0.30
Slugging Percentage	8	0.558
On Base Percentage	27	0.422
Scoring	23	8.7
Fielding Percentage	102	0.971

CUNNINGHAM NAMED TO STOPPER OF THE YEAR WATCHLIST

- A day after collecting his 10th save of the season as New Mexico completed a season sweep of in-state rivals N.M. State, Lobos closer Ty Cunningham has been named to the National College Baseball Writers' Association's Stopper of the Year Midseason Watchlist.
- Cunningham's 10 saves lead the Mountain West so far this season and rank No. 4 in the nation -- he's just one away from matching a UNM single-season record of 11 that has been untouched since 1985 (Ed Bartholomew). He's only the fourth Lobo in program history to record double-digit saves in the same season since it became an official statistical category in 1981.
- In 25.1 innings of work, Cunningham has posted a 3.91 ERA with 22 strikeouts (7.82 K/9) -- he's held opponents scoreless in 10 of his 17 appearances so far this season. He's the lone Mountain West pitcher to make the cut.

JOSH McALISTER NAMED MW POTW

- After homering three times and posting a 1.638 OPS as New Mexico went 3-1 for the second week in a row, Lobo Senior Infielder Josh McAlister has been named Mountain West Player of the Week, the league announced Monday afternoon.
- McAlister is the fourth Lobo to earn Player of

continued on page 2

ON DECK

The Lobos hit the road again for another Mountain West weekend series at San Diego State at Tony Gwynn Stadium May 2-4 before their second meeting with Texas Tech -- this time in Lubbock -- on May 7.

UNIVERSITY OF NEW MEXICO

Location	Albuquerque, N.M.
Founded	1889
Enrollment	8,800
Nickname	Lobos
Colors	Cherry and Silver
Affiliation	NCAA Division I
Conference	Mountain West
President	Garnett Stokes
Dir. of Athletics	Fernando Lovo
Faculty Rep.	Karen Gaudreault
Athletics Phone	(505) 925-5521
Ticket Ops.	(505) 925-5627

BASEBALL STADIUM

Home Field	Santa Ana Star Field
Capacity	1,000
Dimensions	338 (LF); 408 (LC); 420 (CF); 408 (RC) 338 (RF)

LOBO BASEBALL HISTORY

First Season	1899
Overall Record	1983-1832-18 (.520)
Overall MW Record	360-283-1 (.564)
Years in NCAA Postseason	6 (1962, 2010, '11, '12, '13, '16)
Conference Titles	7 (1962, 2000, '11, '12, '13, '14, '17)
Conference Tournament Titles	3 (2011, '12, '16)

COACHING STAFF

Head Coach	Tod Brown
Years at UNM	4th season
Record at UNM	98-101 (4 yr.)
Overall Record	439-451 (18 yrs.)
Asst. Coach / Pitching	Michael Lopez
Years at UNM	4th season
Asst. Coach / Recruiting	Matt Risdon
Years at UNM	3rd season
Asst. Coach (Hitting)	Justin Mitchell
Years at UNM	2nd season
Dir. of Ops / Player Development	Tyler McPeak
Years at UNM	1st season
Athletic Trainer	Robert Rimorin

2024 REVIEW

Overall Record	28-26
MWC Record (Finish)	17-13 (2nd)
Home Record	18-10
Away Record	8-12
Neutral Record	2-4
Starters Returning/Lost	7/7
Pitchers Returning/Lost	10/8
Letterwinners Returning/Lost	23/15
Newcomers	17



Last week, the Lobos went 3-1 on the road with a 12-10 win over the Aggies in Las Cruces and a MWC series win over UNLV (13-7, 3-10, 6-3).

the Week honors this season along with Jordy Oriach (Feb. 24, March 3) and Tye Wood (April 15) – Cooper Brass has also earned MW Freshman of the Week honors this season (Feb. 17). It's the first MW Weekly honors of McAlister's career.

- McAlister slashed .400/.438/1.200 across four games (6-for-15) to help New Mexico go 3-1 on the road last week at New Mexico State (12-10) and UNLV (13-7, 3-10, 6-3), driving in a team-high eight runs and scoring three more while hitting three home runs, a double, and a triple. With their first true road series win of the year, the Lobos have now won six of their last eight since suffering a road sweep at first-place Fresno State April 4-6.

- The senior infielder finished with two RBI in all four games on the week with flawless defense across multiple infield positions (SS, 2B, 3B), handling 10 total chances for six assists and four putouts without an error.

RAKING AT HOME

- The Lobos are 16-5 in home games at Santa Ana Star Field this year and batting .374 with an average of 13.0 runs and 15.3 hits per nine innings in those games. Their .761 winning percentage at home so far this season would be the best in any season with 15 or more games in the 12 years since Santa Ana Star Field became the Lobos' home venue. UNM went 14-2 (.875) in their first season calling SAS Field home in 2013.
- On Tuesday, UNM secured its 200th win at SAS Field since it opened in 2013.

UNM ALL-TIME AT S.A.S FIELD

YEAR	W	L	T	PCT.
2013	14	2	0	.875
2014	23	8	1	.734
2015	20	10	0	.667
2016	19	8	0	.704
2017	19	10	0	.655
2018	11	14	1	.442
2019	14	16	0	.467
2020	9	1	0	.900
2021	9	6	0	.600
2022	11	13	0	.458
2023	17	10	0	.630
2024	18	10	0	.640
2025	16	5	0	.761
Total	200	113	2	.636

2025 SEASON SO FAR

Current MW placing	T-2nd
Current streak	W-1
Longest win streak	4, 3/14-21
Longest loss streak	4, 3/7-9
Overall series (3+ games)	5-3-1
MW series	4-2
Home series	4-1
Away series	1-3
Sweeps	1-1
Last 5	4-1
Last 10	7-3
Series openers	5-4
Series finales	4-5
Weekends (Fri/Sat/Sun)	16-16
Weekdays (Mon-Thu)	7-1
Day games (before 6 p.m.)	13-15
Night games (6 p.m. or later)	9-2

- The Lobos currently have the most home wins (16) in the Mountain West and the highest home win percentage (.761).

- Jordy Oriach hits for even more power at 5,300 feet above sea level – he's slugging .913 at home (.772 overall) with 10 doubles, two triples and seven homers in Albuquerque. He leads four Lobos that are batting above .400 at home this season ahead of Khalil Walker (.423), Josh McAlister (.415) and Akili Carris (.407).

- RHP Josh Barnhouse has a 1.86 ERA at home across 10 appearances (19.1 IP), compiling a 3-0 record in those games.

- In games played in cities at 3,900 feet or higher above sea level, the Lobos are 18-7 (.720), batting .364 as a team.

LOBOS SECURE RIVALRY SWEEP AT HOME

- New Mexico Baseball completed a four-game season sweep of in-state rival New Mexico State on Tuesday night at Santa Ana Star Field, never trailing in a 7-6 win that sealed the program's first perfect season series over the Aggies since 2022.




- Now winners of seven of their last nine for the only the second time this season, the Lobos (23-17, 10-8 MW) have beaten the Aggies four times in the same season for only the third time

since 1985.

- The Lobos immediately put a run on the board with a leadoff homer from Tye Wood – his third of the year – and never looked back, building a 7-2 lead through five innings and holding off a late NMSU push down the stretch as RHP Ty Cunningham earned his 10th save of the season to move within one of matching the UNM single-season record held by Ed Bartholomew that has been untouched since 1985. Cunningham is only the fourth Lobo to record double-digit saves in the same season in school history.
- Senior RHP Dayne Pengelly (7.0 IP, 4 H, 4 ER, 2 BB, 4 K) earned his second win of the year to improve to 2-2 on the season with one of his best outings as a Lobo, extending to a season-high 7.0 innings and allowing just four hits and four earned runs while striking out four and walking two. The right-hander out of Rio Rancho faced just one batter over the minimum through four hitless innings before a pair of two-run frames in the fifth and sixth cut the lead to three.
- RHP Luke Wiseman (1.0 IP, 1 H, 1 ER, 0 BB, 1 K) and RHP Ty Cunningham (1.0 IP, 1 H, 1 ER, 2 BB, 1 K) took over for the final two innings, with Cunningham working around two walks and a hit in the ninth to earn his fourth save in his last five appearances. The Aggies' lone run in the top of the ninth snapped a streak of four scoreless outings – and six consecutive scoreless frames – for Cunningham.
- At the plate, Wood (2-for-5, HR, RBI, 2 R) and Will Asby (1-for-4, HR, BB, RBI, 2 R) each homered and scored a pair of runs, while Jordy Oriach (2-for-4, 2 2B, RBI, BB, 2 R) recorded his 16th and 17th doubles of the season to move back into a tie for most in the Mountain West. Cooper Brass (2-for-3, 2B, 2 RBI, BB) delivered a clutch two-run double on a full count in the third, and Khalil Walker (2-for-3, BB, 1 R) reached base three times out of the nine spot.
- The Lobos outhit the Aggies 10-6 and committed no errors for the 15th time this season. With the win, UNM improves to 4-0 against NMSU on the year, outscoring them 31-26 across the four meetings.

LAST WEEKEND'S SERIES (AT UNLV, 4/17-19)

- New Mexico took its fourth MW weekend series of the year with two wins against UNLV last weekend (13-7, 3-10, 6-3) at Earl E. Wilson Stadium April 17-19.
- The Lobos slugged seven home runs across the series and hit .306 as a team (33-for-108) with a .565 slugging percentage and 22 runs scored.
- UNM tallied five multi-hit games from Akili Carris (.538) and received big-time production from Josh McAlister, who homered three times and drove in a team-high six runs while slugging 1.600 for the weekend to earn his first MW Player of the Week honors.
- Ethan Ott added two home runs and four RBIs, while Jordy Oriach hit .545 with three extra-base hits and three RBIs of his own.
- On the mound, the Lobo bullpen combined for a 3.00 ERA over 12.0 innings, led by senior closer Ty Cunningham, who earned two saves in 3.2 shutout innings and now leads the Mountain West with nine on the year.
- As a staff, UNM held the Rebels to a .250 average and just two home runs while striking out 17 and

LAST THREE GAMES		
FRIDAY, APRIL 18	SATURDAY, APRIL 19	TUESDAY, APRIL 22
REBELS GASH 'BOS EARLY, LOBOS CLINCH FIRST ROAD EVEN WEEKEND SERIES	SERIES IN LV FINALE	
		UNM COMPLETES RIVALRY SWEEP, 7-6
R H E	R H E	R H E
 3 9 2	 6 9 1	 6 6 2
10 8 0	3 9 1	7 10 0

MOUNTAIN WEST STANDINGS (4/24)					
School	MW	CPCT.	Overall	PCT.	Streak
Fresno State	12-6	.667	19-21	.475	L2
Nevada	10-8	.556	23-17	.575	W1
New Mexico	10-8	.556	23-17	.575	W2
San Diego State	10-8	.556	15-27	.357	W1
San José State	8-10	.444	20-21	.488	L6
Air Force	8-10	.444	16-25	.390	L1
Washington State	8-10	.444	15-24	.385	L1
UNLV	6-12	.333	20-20	.500	W1


THROUGH THE ORDER (Projected Lineup)														
NO.	PLAYER	YR/POS	BA	SLG	OBP	G/AB	R	H	2B	3B	HR	RBI	BB	SO
4	Tye Wood	SR/OF	.277	.475	.426	35/101	29	28	9	1	3	21	22	28
12	Will Asby	SR/OF	.294	.550	.375	38/160	40	47	14	0	9	30	19	25
10	Jordy Oriach	JR/OF	.405	.778	.497	39/153	48	62	17	2	12	47	23	21
47	Ethan Ott	SR/DH	.354	.715	.460	35/130	36	46	12	1	11	37	20	34
26	Luke Mansy	SR/INF	.415	.547	.568	25/53	19	22	4	0	1	12	15	4
14	Akili Carris	JR/INF	.345	.446	.369	35/139	26	48	11	0	1	38	6	28
24	Brodey Williams	JR/C	.338	.507	.448	21/71	13	24	9	0	1	10	14	17
3	Karsen Waslefsky	JR/INF	.277	.436	.349	32/94	20	26	4	1	3	22	9	18
15	Khalil Walker	SR/OF	.370	.582	.433	40/146	31	54	12	5	3	23	13	18
OTHER KEY HITTERS														
NO.	PLAYER	YR/POS	BA	SLG	OBP	G/AB	R	H	2B	3B	HR	RBI	BB	SO
2	Cooper Brass	R-FR/INF	.314	.371	.393	27/70	14	22	4	0	0	11	11	10
9	Josh McAlister	SR/INF	.352	.703	.458	37/128	35	45	7	1	12	34	19	43
29	Caleb Herd	JR/C	.245	.490	.391	17/49	12	12	0	0	4	15	13	12
43	Gene Trujillo	FR/1B	.175	.250	.340	21/40	7	7	0	0	1	3	6	16
48	Andrew Neil	SR/UTL	.298	.617	.382	23/47	13	14	1	1	4	11	3	15
*Stats are for 2025 season														

posting a 5.54 ERA overall for the series.

LONG BALL LOBOS

Through 40 games this season, 14 different players have combined for 66 home runs, exiting the ballpark eight times last week on the road at New Mexico State and UNLV. UNM is averaging 164 homers per nine innings so far this season, moving up among the nation's leaders in that category for the third week in a row from 31st in the nation last week to 21st heading into this week's games. With three homers last week, Josh McAlister has matched teammate Jordy Oriach – who also homered last week – with a Mountain West-leading 12 HR this season. Ethan Ott is just behind with 11 on the season after going yard three times in the Lobos' last two weekend series, while Will Asby (9), Andrew Neil (4), Caleb Herd (4), Karsen Waslefsky (3), Tye Wood (3) and Khalil Walker (3) all have multiple.

2025 NEW MEXICO LOBOS ROSTER



BY POSITION

FIRST BASE (2): Ott, Trujillo
INFIELD (5): Brass, Carris, Mansy, McAlister, Miller, Neil
OUTFIELD (5): Asby, Walker, Ward, Oriach, Wood
CATCHER (3): Banister, Herd, Williams
RHP (18): Alvarez, Baker-Livingston, Barnhouse, Bell, Castillo, Mogen, Lopez, Lehmbeck, Origer, Pengelly, Cunningham, Wiseman, White, Sullivan, Messmore, Lavigne, McBroom
LHP (7): Cornelius, Romero, Still, Monteforte, Purser, Barnhouse
UTL (1): Fiddler

BY CLASS

FRESHMEN (6): Miller, Origer, Sullivan, Lavigne, Bell, Mogen
SOPHOMORES (3): Castillo, Trujillo, Lehmbeck
JUNIORS (17): Alvarez, Waslefsky, Cunningham, White, Oriach, Monteforte, Wiseman, Williams, Mansy, Herd, Ward, Messmore, Walker, Fiddler
SENIORS (14): Romero, Still, Pengelly, Cornelius, Neil, Lopez, Asby, Ott, Banister, Carris, McAlister, McBroom, Wood, Barnhouse

BREAKDOWN

POSITION PLAYERS
Returners.....23
Newcomers17
Starters Returning5
Starters Lost4
Lettermen Returning8
Lettermen Lost8
PITCHERS
Pitchers Returning.....11
Pitchers Lost.....5
Weekend Starters Returning.....2/3
Returners w/ 1+ GS in '247
Returners w/5+ App. in '24.....7
Returners w/1+ App. in '24.....10

PRESEASON MWC COACHES' POLL

2025 Predicted Order of Finish

RANK	SCHOOL (1st Place Votes)	POINTS
1.	Fresno State (6)	43
2.	Nevada	35
3.	Washington State (1)	30
4.	UNLV (1)	27
4.	New Mexico	27
4.	San Diego State	27
7.	Air Force	19
8.	San José State	16

PRESEASON ALL-MOUNTAIN WEST

Name	Yr.	Pos.	Institution
Chase Spencer	Sr.	OF/P	Air Force
Jack Anker	Jr.	P	Fresno State
Victor Arreola	Jr.	P	Fresno State
Murf Gray	Jr.	INF	Fresno State
Eddie Saldivar	Sr.	INF	Fresno State
Michael Ball	Sr.	INF	Nevada
Taylor Holder	Sr.	OF	Nevada
Ethan O'Neal	Sr.	P	Nevada
Will Asby	Gr.	OF	New Mexico
Khalil Walker	Jr.	OF	New Mexico
Finley Bates	So.	INF	San Diego State
Omar Serrano	Sr.	P	San Diego State

NEW MEXICO LOBOS ROSTER

NO.	NAME	POS.	HT.	WT.	B/T	YR.	HOMETOWN
2	Cooper Brass	INF	5-10	170	R/R	R-FR	Chandler, AZ
3	Karsen Waslefsky	INF	6-0	175	R/R	JR	Gilbert, AZ
4	Tye Wood	OF	5-11	185	S/L	SR	Gardner, KS
5	Shane Miller	INF	6-1	190	L/R	FR	Gilbert, AZ
6	Brian McBroom	RHP	6-0	180	R/R	SR	Oakley, CA
7	Tommy White	RHP	6-4	210	R/R	JR	Albuquerque, NM
8	Diego Alvarez	RHP	5-10	185	R/R	JR	Sahuarita, AZ
9	Josh McAlister	INF	6-2	185	R/R	SR	Homewood, IL
10	Jordy Oriach	OF	6-5	225	L/L	JR	Haverhill, MA
11	Matt Cornelius	LHP	6-0	185	L/L	SR	Zuni, NM
12	Will Asby	OF	5-11	200	L/R	SR	Sacramento, CA
13	Matt Romero	LHP	6-0	195	L/L	SR	Albuquerque, NM
14	Akili Carris	INF	6-2	185	R/R	JR	Albuquerque, NM
15	Khalil Walker	OF	5-10	170	L/L	SR	Mansfield, TX
16	Grant Origer	RHP	6-3	225	R/R	FR	Parker, TX
17	Cristian Mogen	RHP	6-0	180	R/R	R-FR	Peoria, AZ
18	Beck Sullivan	RHP	5-11	180	R/R	FR	Waxahachie, TX
19	Justin Still	LHP	6-3	215	L/L	SR	Chandler, AZ
20	Luke Banister	C	5-10	200	R/R	SR	Round Rock, TX
22	Ben Baker-Livingston	RHP	6-2	185	R/R	SR	Richardson, TX
23	Ty Cunningham	RHP	6-3	215	R/R	JR	Iowa Park, TX
24	Brodey Williams	C	6-0	210	L/R	JR	Houston, TX
25	Luke Wiseman	RHP	6-0	215	R/R	R-JR	Wylie, TX
26	Luke Mansy	INF/OF	5-10	180	L/R	R-JR	San Diego, CA
27	David Lopez	RHP	6-1	220	R/R	SR	Mission, TX
28	Charles Lavigne	RHP	6-5	200	L/R	FR	Blainville, Quebec
29	Caleb Herd	C	5-9	185	R/R	JR	Vail, AZ
31	Dayne Pengelly	RHP	6-2	195	L/R	SR	Rio Rancho, NM
32	Sydney Ward	OF	6-0	240	R/R	JR	Albuquerque, NM
33	Daxton Purser	LHP	6-1	225	L/L	SR	Providence, UT
34	Josh Barnhouse	RHP	6-6	240	R/R	SR	Prosper, TX
35	Presley Monteforte	LHP	6-0	190	R/L	JR	Centennial, CO
36	Elias Fiddler	UTL	6-0	175	R/R	JR	Durango, CO
38	Blake Lehmbeck	RHP	6-1	195	R/R	SO	Tucson, AZ
39	Ryan Castillo	RHP	6-2	180	R/R	SO	Los Lunas, NM
42	Blake Bell	RHP	6-4	215	R/R	FR	Phoenix, AZ
43	Gene Trujillo	1B	6-5	230	L/R	SO	Albuquerque, NM
47	Ethan Ott	1B/OF	6-2	215	R/R	SR	Chesapeake, VA
48	Andrew Neil	RHP/IF	5-11	185	L/R	SR	Oakley, CA
49	Jack Messmore	RHP	6-1	215	L/R	JR	Niceville, FL

COACHING STAFF
Tod Brown - Head Coach, 4th season
Michael Lopez - Assistant Coach, 4th season
Matt Risdon - Assistant Coach, 3rd season
Justin Mitchell - Assistant Coach, 2nd season
Tyler McPeak - Dir. of Ops & Player Development, 1st season

NEW MEXICO STATS

Player	avg	gp-gs	ab	r	h	2b	3b	hr	bi	tb	slg%	bb	bp	so	gdp	ob%	sf	sh	sb-at	po	a	e	fld%
10 ORiach, Jordy	.405	39-39	153	48	62	17	2	12	47	119	.778	23	7	21	4	.497	2	0	1-2	17	0	0	1.000
15 WALKER, Khalil	.370	40-40	146	31	54	12	5	3	23	85	.582	13	4	18	2	.433	1	2	2-5	96	0	1	.990
47 OTT, Ethan	.354	35-34	130	36	46	12	1	11	37	93	.715	20	8	34	4	.460	3	0	0-1	261	17	0	1.000
9 MCALISTER, Josh	.352	37-36	128	35	45	7	1	12	34	90	.703	19	6	43	0	.458	0	1	8-9	55	102	9	.946
14 CARRIS, Akili	.345	35-33	139	26	48	11	0	1	38	62	.446	6	1	28	2	.369	3	0	1-3	21	38	7	.894
12 ASBY, Will	.294	38-38	160	40	47	14	0	9	30	88	.550	19	3	25	2	.375	2	2	1-1	72	0	0	1.000
4 WOOD, Tye	.277	35-27	101	29	28	9	1	3	21	48	.475	22	5	28	1	.426	1	2	4-4	39	1	1	.976
3 WASLEFSKY, Karsen	.277	32-25	94	20	26	4	1	3	22	41	.436	9	2	18	0	.349	1	1	2-5	31	75	7	.938
26 MANSY, Luke	.415	25-14	53	19	22	4	0	1	12	29	.547	15	5	4	0	.568	1	0	0-0	15	28	4	.915
24 WILLIAMS, Brodey	.338	21-19	71	13	24	9	0	1	10	36	.507	14	1	17	3	.448	1	1	1-2	149	21	0	1.000
2 BRASS, Cooper	.314	27-16	70	14	22	4	0	0	11	26	.371	11	0	10	2	.393	3	2	3-4	25	42	1	.985
48 NEIL, Andrew	.298	23-7	47	13	14	1	1	4	11	29	.617	3	4	15	1	.382	1	0	0-0	7	3	2	.833
29 HERD, Caleb	.245	17-17	49	12	12	0	0	4	15	24	.490	13	0	12	2	.391	2	0	0-0	115	9	2	.984
20 BANISTER, Luke	.179	11-5	28	5	5	1	0	1	8	9	.321	4	0	9	2	.273	1	0	0-0	41	3	0	1.000
43 TRUJILLO, Gene	.175	21-9	40	7	7	0	0	1	3	10	.250	6	4	16	2	.340	0	0	1-1	54	2	1	.982
5 MILLER, Shane	.000	3-1	4	1	0	0	0	0	3	0	.000	2	0	2	0	.286	1	0	0-0	4	3	0	1.000
Totals	.327	40	1413	349	462	105	12	66	325	789	.558	199	50	300	27	.422	23	11	24-37	1022	390	41	.972
Opponents	.318	40	1422	349	452	111	25	38	325	727	.511	197	57	308	23	.415	27	9	38-56	1006	353	38	.973

LOB - Team (341), Opp (341). DPs turned - Team (27), Opp (31). IBB - Team (4), ORiach, J. 2, MCALISTER, J. 1, MANSY, L. 1.

(All games Sorted by Earned run avg)

Player	era	w-l	app	gs	cg	sho	sv	ip	h	r	er	bb	so	2b	3b	hr	b/avg	wp	hp	bk	sfa	sha
34 BARNHOUSE, Josh	5.28	4-1	20	0	0	0/1	0	30.2	34	18	18	14	19	9	4	2	.291	2	1	0	3	2
39 CASTILLO, Ryan	6.82	4-2	7	7	1	0/0	0	33.0	43	28	25	12	34	12	1	4	.314	5	3	0	1	0
33 PURSER, Daxton	7.49	2-3	12	6	0	0/1	1	45.2	49	40	38	19	58	13	1	6	.269	4	2	0	3	0
31 PENGELLY, Dayne	8.77	2-2	11	11	0	0/1	0	40.0	58	45	39	30	34	16	2	1	.341	3	7	0	3	2
23 CUNNINGHAM, Ty	3.91	1-1	17	0	0	0/1	10	25.1	22	11	11	15	22	6	0	0	.229	1	2	0	1	1
7 WHITE, Tommy	4.68	2-0	13	0	0	0/0	0	25.0	28	14	13	12	24	3	1	3	.286	0	6	0	0	1
25 WISEMAN, Luke	6.05	3-0	17	0	0	0/0	0	19.1	27	16	13	8	20	6	1	1	.310	0	2	1	1	0
35 MONTEFORTE, Presley	7.40	0-1	6	3	0	0/0	0	20.2	30	19	17	8	13	9	0	1	.333	1	6	1	0	1
27 LOPEZ, David	9.37	1-2	4	4	0	0/0	0	16.1	20	19	17	9	14	3	3	3	.294	5	5	0	1	0
8 ALVAREZ, Diego	9.69	1-3	8	4	0	0/0	1	26.0	36	28	28	8	20	6	5	5	.321	0	4	0	2	0
11 CORNELIUS, Matt	11.48	1-0	8	0	0	0/0	0	13.1	19	21	17	14	13	7	0	3	.339	2	5	0	2	1
49 MESSMORE, Jack	14.00	0-1	11	0	0	0/1	0	18.0	35	31	28	11	11	12	4	4	.412	2	1	1	5	0
13 ROMERO, Matt	16.43	0-0	10	1	0	0/0	0	7.2	17	14	14	8	5	2	0	1	.436	2	4	0	1	0
6 MCBROOM, Brian	17.47	0-0	7	0	0	0/0	0	5.2	10	11	11	5	5	2	2	1	.417	0	1	0	2	0
38 LEHMBECK, Blake	18.00	0-0	1	0	0	0/0	0	1.0	1	2	2	0	0	1	0	0	.333	0	1	0	1	0
19 STILL, Justin	18.90	1-0	4	0	0	0/0	0	3.1	9	8	7	6	5	1	1	0	.500	0	0	0	0	0
17 MOGEN, Cristian	19.29	1-1	4	3	0	0/0	0	4.2	7	10	10	7	6	2	0	1	.368	0	2	0	1	1
42 BELL, Blake	20.25	0-0	3	0	0	0/0	0	2.2	3	6	6	5	3	0	0	2	.300	0	2	0	0	0
22 BAKER-LIVINGSTON, Be	27.00	0-0	2	1	0	0/0	0	1.1	2	4	4	5	1	0	0	0	.333	1	1	0	0	0
16 ORIGER, Grant	36.00	0-0	2	0	0	0/0	0	1.0	2	4	4	1	1	1	0	0	.400	0	2	0	0	0
Totals	8.51	23-17	40	40	1	1/1	12	340.2	452	349	322	197	308	111	25	38	.318	28	57	3	27	9
Opponents	8.32	17-23	40	40	0	2/2	4	335.1	462	349	310	199	300	105	12	66	.327	37	50	3	23	11

SAN JOSE STATE ROSTER

NO.	NAME	POS.	B/T	HT.	WT.	YR.	HOMETOWN/PREVIOUS SCHOOL
0	Jeriah Lewis	OF	L/R	6-1	180	R-Sr.	Alameda, Calif./Encinal HS/USC
1	Alex Fernandes	OF	L/R	5-11	159	Sr.	San Marcos, Calif./San Marcos HS/Memphis
3	Jared Lewis	INF	S/R	5-11	188	R-So.	Pleasanton, Calif./San Ramon Valley HS/Santa Clara
4	Drew Giannini	INF	L/R	6-2	210	Jr.	Tracy, Calif./Tracy HS/San Joaquin Delta College
5	Jake Maroney	C	R/R	5-10	162	Jr.	Frisco, Texas/Frisco HS
6	Antonio Nanez	INF	R/R	5-11	177	Sr.	Los Gatos, Calif./Los Gatos HS/San Francisco State
7	Rocco Caballero	INF	R/R	5-10	172	Jr.	Downey, Calif./Warren HS/Golden West College
8	Emmitt Phinney	INF	R/R	6-3	207	Jr.	Alameda, Calif./St. Joseph Notre Dame HS/Chabot College
9	Cade Cushing	RHP	R/R	6-1	183	Jr.	Martinez, Calif./De La Salle HS
10	Jacob Campagna	C	R/R	6-0	187	R-Fr.	San Diego, Calif./Francis Parker HS
11	Trevor Wilson	OF	R/R	6-2	185	R-Fr.	Fresno, Calif./Bullard HS/UC Irvine
12	Nolan George	RHP	R/R	6-1	174	Sr.	Temecula, Calif./Temecula Valley HS/UNLV
13	Raoul Fabian Jr.	OF	R/R	6-0	200	Jr.	Oakland, Calif./California HS/Chabot College
14	Jesse Gutierrez	LHP	L/L	6-0	200	Jr.	Santa Clara, Calif./Wilcox HS
15	Matteo Mendoza	C	R/R	6-0	205	Jr.	El Cerrito, Calif./St. Mary's College HS/Marin College
16	Jake McCoy	OF/RHP	R/R	6-1	218	Jr.	Rohnert Park, Calif./Casa Grande HS/Santa Rosa College
17	JC Osorio-Agard	INF	R/R	6-1	207	R-So.	Hayward, Calif./Sacred Heart Cathedral Prep/Chabot College
20	Zach Tallerman	INF	R/R	6-4	215	R-Sr.	Berkeley, Calif./Berkeley HS/UC Riverside
21	Jack Vanoncini	C	R/R	6-2	204	R-Fr.	Redwood Shores, Calif./Carlmont HS/CSU Fullerton
23	Zach Chamizo	INF	L/R	5-11	188	Sr.	Lincoln, Calif./Lincoln HS/UC Riverside
24	Brady Pavlovsky	RHP	R/R	6-1	166	Fr.	Winchester, Calif./Chaparral HS
25	Joey Cammarata	RHP	R/R	6-2	239	Gr.	Scottsdale, Ariz./Chaparral HS/Washington State
26	Neil Jansen	OF	R/R	5-9	191	R-So.	Cypress, Calif./Cypress HS
27	Win Scott	LHP	L/L	6-2	205	Sr.	Jamestown, N.C./Ragsdale HS/NC State
28	Trey Brooks	OF	R/R	6-2	182	R-So.	Encino, Calif./Windward HS
29	Kyle Calzadiaz	RHP	R/R	6-3	182	Jr.	Walnut, Calif./Walnut HS/Mt. San Antonio College
30	David Thomas	RHP	R/R	6-4	220	Jr.	Brentwood, Calif./Heritage HS/St. Mary's
31	Luca Stalano	RHP	R/R	6-6	205	Jr.	Newbury Park, Calif./Newbury Park HS/Ventura College
32	Tyson Pereria	RHP	R/R	6-4	216	Jr.	Elk Grove, Calif./Pleasant Grove HS/San Joaquin Delta College
34	Caden Duke	RHP	R/R	6-2	196	Sr.	Tracy, Calif./Millenium Charter/Pacific
36	Dominic Brasseco	RHP	R/R	6-0	197	R-So.	Lodi, Calif./Lodi HS/San Joaquin Delta College
38	Jack Ghufan	RHP	R/R	6-0	180	Fr.	Granite Bay, Calif./Granite Bay HS
39	EJ McGrew	LHP	L/L	6-1	238	Jr.	Oakland, Calif./St. Mary's College Prep/Willamette
42	Ishaan Khambal	RHP	R/R	5-11	182	Fr.	Fremont, Calif./Bellarmine College Prep
43	Jeremiah Odum	OF	R/R	5-11	196	R-Fr.	Tucson, Ariz./Magnet HS
44	Wade Mountz	RHP	R/R	6-7	234	Fr.	Morgan Hill, Calif./Bellarmine College Prep
45	Alan Ramirez	INF	R/R	5-10	179	Jr.	Santa Clara, Calif./Wilcox HS/Mission College
46	Hunter Hanes	LHP	L/L	6-4	235	Jr.	Pacific Grove, Calif./Pacific Grove HS/Hartnell College
49	Tyler Albanese	RHP	R/R	6-6	237	So.	Redlands, Calif./Redlands East Valley HS
51	Timmy Reeve	RHP	R/R	6-0	186	R-Jr.	Truckee, Calif./Truckee HS/San Joaquin Delta College
55	Isaiah Williams	LHP	L/L	6-5	260	Sr.	Valley Springs, Calif./Argonaut HS/Jackson State

Head Coach: Brad Sanfilippo (8th season)

Assistant Coach: Joshua Pike (2nd season)

Assistant Coach: Paul Wiebens (1st season)

Assistant Coach: Jarron Silva (1st season)

Graduate Assistant: Dalton Bowling (1st season)

ALL-TIME VS. SJ STATE

Series Record: 30-23-1

Home: 20-7; Away: 10-11-1; Neutral: 0-1

3/13/98	Albuquerque, N.M.	W, 8-3
3/14/98	Albuquerque, N.M.	W, 6-5
5/11/98	Albuquerque, N.M.	W, 15-14
3/5/99	San Jose, Calif.	L, 2-4
3/6/99	San Jose, Calif.	L, 0-3
3/7/99	San Jose, Calif.	L, 1-15
3/21/14	Albuquerque, N.M.	W, 10-1
3/22/14	Albuquerque, N.M.	L, 5-8
3/23/14	Albuquerque, N.M.	W, 9-4
4/18/14	San Jose, Calif.	W, 14-2
4/18/14	San Jose, Calif.	W, 5-2
4/19/14	San Jose, Calif.	W, 11-6
5/8/15	Albuquerque, N.M.	W, 12-5
5/9/15	Albuquerque, N.M.	W, 21-7
5/10/15	Albuquerque, N.M.	W, 19-8
3/18/16	Albuquerque, N.M.	W, 9-6
3/19/16	Albuquerque, N.M.	W, 3-2
3/20/16	Albuquerque, N.M.	W, 11-1
4/15/16	San Jose, Calif.	L, 8-9
4/16/16	San Jose, Calif.	W, 6-2
4/17/16	San Jose, Calif.	W, 10-3
3/10/17	Albuquerque, N.M.	W, 11-1
3/11/17	Albuquerque, N.M.	W, 16-8
3/12/17	Albuquerque, N.M.	W, 8-3
4/7/17	San Jose, Calif.	L, 1-2
4/9/17	San Jose, Calif.	T, 5-5
4/27/18	San Jose, Calif.	L, 5-6
4/28/18	San Jose, Calif.	L, 4-5
4/29/18	San Jose, Calif.	L, 2-3
3/1/19	Albuquerque, N.M.	W, 14-2
3/2/19	Albuquerque, N.M.	W, 7-6
3/3/19	Albuquerque, N.M.	L, 18-22
4/5/19	San Jose, Calif.	L, 2-4
4/6/19	San Jose, Calif.	L, 3-8
4/7/19	San Jose, Calif.	L, 1-5
5/22/21	San Jose, Calif.	W, 6-2
5/22/21	San Jose, Calif.	W, 14-2 (7)
5/23/21	San Jose, Calif.	W, 8-4
3/4/22	San Jose, Calif.	W, 5-0
3/5/22	San Jose, Calif.	L, 1-3
3/6/22	San Jose, Calif.	L, 2-4
4/29/22	Albuquerque, N.M.	L, 16-17
4/30/22	Albuquerque, N.M.	L, 6-7
5/1/22	Albuquerque, N.M.	W, 9-7
4/6/23	Albuquerque, N.M.	W, 16-8
4/7/23	Albuquerque, N.M.	L, 3-8
4/8/23	Albuquerque, N.M.	L, 3-14 (8)
3/22/24	Albuquerque, N.M.	L 13-16
3/23/24	Albuquerque, N.M.	W, 7-5
3/23/24	Albuquerque, N.M.	W, 17-4 (7)
5/16/24	San Jose, Calif.	L, 7-8
5/17/24	San Jose, Calif.	L, 1-5
5/18/24	San Jose, Calif.	W, 10-9 (11)
5/23/24	San Diego Calif.*	L, 5-8

SAN JOSE STATE STATISTICS

Player	avg	gp	gs	ab	r	h	2b	3b	hr	rbi	b	slg%	bb	bp	so	gdp	ob%	sf	sh	sb	att	po	a	e	fld%		
1 FERNANDES, Alex	.343	41	40	143	35	49	6	3	1	16	.64	.448	28	3	22	1	.452	3	0	13	-13	82	1	2	.976		
16 MCCOY, Jake	.313	35	31	115	21	36	5	2	4	25	.57	.496	6	4	33	3	.368	0	0	0	0	30	1	2	.939		
23 CHAMIZO, Zach	.302	37	36	139	22	42	6	3	4	23	.66	.475	9	6	32	0	.365	2	1	0	0	93	31	6	.954		
7 CABALLERO, Rocco	.250	33	33	128	20	32	12	0	2	26	.50	.391	8	6	24	2	.322	1	1	4	-5	35	89	5	.961		
0 LEWIS, Jeriah	.243	41	41	144	24	35	5	1	7	27	.63	.438	24	5	40	0	.364	3	1	13	-18	118	2	1	.992		
5 MARONEY, Jake	.242	32	29	91	13	22	2	0	0	12	.24	.264	5	1	24	1	.283	2	3	1	-2	199	25	4	.982		
17 OSORIO-AGARD, JC	.241	32	31	112	14	27	3	0	5	16	.45	.402	6	6	21	0	.312	1	1	0	0	41	56	10	.907		
4 GIANNINI, Drew	.234	39	32	111	16	26	6	1	1	16	.37	.333	17	5	40	3	.361	0	2	0	0	160	9	2	.988		
6 NANEZ, Antonio	.231	41	39	156	17	36	3	1	0	14	.41	.263	12	2	28	4	.292	1	5	0	-1	71	104	3	.983		

20 TALLERMAN, Zach	.277	25	18	65	10	18	3	1	2	8	.29	.446	5	3	13	1	.351	1	0	0	0	120	5	3	.977		
13 FABIAN JR., Raoul	.259	15	6	27	4	7	0	0	0	2	.7	.259	0	0	12	0	.259	0	0	0	0	4	0	0	1.000		
21 VANONCINI, Jack	.208	10	8	24	2	5	1	0	0	1	.6	.250	0	3	7	0	.296	0	0	0	0	34	5	2	.951		
3 LEWIS, Jared	.208	17	6	24	3	5	1	0	0	0	.6	.250	2	1	7	1	.296	0	0	0	-1	4	3	1	.875		
26 JANSEN, Neil	.207	27	15	58	11	12	3	2	1	9	.22	.379	6	3	15	2	.313	0	0	2	-2	13	0	1	.929		
10 CAMPAGNA, Jacob	.077	11	3	13	0	1	0	0	0	0	1	.077	2	1	4	0	.250	0	0	0	0	24	3	0	1.000		
15 MENDOZA, Matteo	.000	3	1	4	0	0	0	0	0	0	0	.000	0	0	2	0	.000	0	0	0	0	8	3	1	.917		
8 PHINNEY, Emmitt	.000	2	0	2	0	0	0	0	0	0	0	.000	0	0	2	0	.000	0	0	0	0	0	0	0	.000		
28 BROOKS, Trey	.000	1	0	1	0	0	0	0	0	0	0	.000	0	0	1	0	.000	0	0	0	0	0	0	0	.000		
Totals	.260	41		1357	212	353	56	14	27	195	.518	.382	130	49	327	18	.343	14	14	33	-42	105	379	51	.966		
Opponents	.262	41		1327	230	348	62	4	28	196	.502	.378	177	51	282	33	.367	16	28	58	-75	104	352	41	.971		

LOB - Team (306), Opp (317). DPs turned - Team (38), Opp (21). IBB - Team (1), Chamizo 1, Opp (1). Picked off - Maroney 1, Fernandes 1, Lewis, Je. 1.

(All games Sorted by Earned run avg)

Player	era	w-	app	gs	cg	sho	sv	ip	h	r	er	bb	so	2b	3b	hr	b/avg	wp	hp	bk	sf	sha
12 GEORGE, Nolan	4.17	3-2	14	3	1	0/0	2	45.1	47	24	21	7	38	6	0	1	.276	2	3	0	4	2
30 THOMAS, David	4.37	1-2	9	9	0	0/0	0	47.1	51	28	23	17	27	8	0	5	.280	2	6	0	1	4
27 SCOTT, Win	5.25	4-2	9	9	0	0/1	0	48.0	49	33	28	16	44	10	0	2	.262	4	5	0	1	3

24 PAVLOVSKY, Brady	2.16	0-1	10	0	0	0/0	0	8.1	6	3	2	8	9	1	0	1	.194	1	0	0	0	0
14 GUTIERREZ, Jesse	2.36	3-2	5	5	0	0/0	0	26.2	19	12	7	5	22	4	1	4	.196	2	2	0	0	4
49 ALBANESE, Tyle	2.84	2-3	14	0	0	0/1	5	25.1	20	9	8	13	38	6	1	0	.213	2	4	2	1	1
39 MCGREW, EJ	3.80	5-1	9	0	0	0/0	0	23.2	28	13	10	7	18	3	0	1	.292	1	1	0	1	2
31 STAIANO, Luca	4.55	2-1	13	4	0	0/0	0	31.2	33	18	16	12	17	7	0	3	.266	2	6	0	0	1
32 PERERIA, Tyson	5.23	0-2	6	2	0	0/0	0	10.1	7	7	6	8	6	2	0	0	.219	1	3	0	1	3
29 CALZADIAZ, Kyle	5.59	0-2	10	4	0	0/0	0	29.0	22	19	18	24	27	4	0	4	.216	5	7	0	1	2
9 CUSHING, Cade	5.74	0-2	10	5	0	0/0	0	26.2	28	18	17	14	18	5	1	4	.283	0	2	0	2	3
1 REEVE, Timmy	7.84	0-1	9	0	0	0/0	0	10.1	9	10	9	13	5	2	0	1	.257	3	3	0	0	1
46 HANES, Hunter	11.57	0-0	4	0	0	0/0	0	2.1	2	3	3	5	3	0	0	1	.222	2	3	0	0	0
25 CAMMARATA, Joey	14.00	0-0	13	0	0	0/0	0	9.0	14	15	14	16	5	3	1	1	.350	8	4	0	2	0
36 BRASSECO, Dominic	19.29	0-0	3	0	0	0/0	0	2.1	3	5	5	3	2	0	0	0	.375	0	1	0	0	2
44 MOUNTZ, Wade	22.50	0-0	3	0	0	0/0	0	2.0	3	5	5	6	2	0	0	0	.375	1	1	0	1	0
42 KHAMBAL, Ishan	23.14	0-0	3	0	0	0/0	0	2.1	7	8	6	3	1	1	0	0	.538	1	1	0	0	1
Totals	5.08	20-21	41	41	1	1/1	7	350.2	348	230	198	177	282	62	4	28	.262	37	51	2	16	28
Opponents	4.49	21-20	41	41	1	3	10	348.2	353	212	174	130	327	66	14	27	.260	20	39	3	14	14