

# THE UNIVERSITY OF NEW MEXICO SOFTBALL

## 2025 SCHEDULE

OVERALL: 20-25-1 • MW: 5-11 • H: 5-4 • A: 3-18 • N: 12-3-1

| DATE | OPPONENT                 | TIME/SCORE |
|------|--------------------------|------------|
| 2/6  | Texas A&M-Corpus Christi | W, 8-0 (5) |
| 2/6  | at Sam Houston           | L, 5-0     |

| Houston Classic |                      |             | Houston, Texas |
|-----------------|----------------------|-------------|----------------|
| 2/7             | at Houston Christian | W, 1-0      |                |
| 2/7             | at Houston           | L, 9-8      |                |
| 2/8             | at Houston Christian | W, 3-2      |                |
| 2/8             | at Houston           | L, 6-4 (10) |                |
| 2/9             | St. John's           | T, 2-2 (8)  |                |

| Bobcat Tournament |                |        | San Marcos, Texas |
|-------------------|----------------|--------|-------------------|
| 2/14              | Fordham        | L, 4-2 |                   |
| 2/14              | St. Thomas     | W, 8-3 |                   |
| 2/15              | at Texas State | L, 3-0 |                   |
| 2/15              | St. Thomas     | L, 5-4 |                   |
| 2/16              | at Texas State | L, 6-2 |                   |

| Tarleton Invitational |                   |             | Stephenville, Texas |
|-----------------------|-------------------|-------------|---------------------|
| 2/21                  | North Dakota      | W, 2-0      |                     |
| 2/22                  | Texas Southern    | W, 10-5     |                     |
| 2/22                  | North Dakota      | L, 10-9     |                     |
| 2/23                  | Texas Southern    | W, 13-3 (5) |                     |
| 2/23                  | at Tarleton State | L, 2-0      |                     |

| Bulldog Invitational |                          |             | Starkville, Mississippi |
|----------------------|--------------------------|-------------|-------------------------|
| 2/28                 | Northwestern State       | W, 11-3 (5) |                         |
| 2/28                 | at #21 Mississippi State | L, 6-1      |                         |
| 3/1                  | at #21 Mississippi State | L, 10-4     |                         |
| 3/1                  | Alabama State            | W, 6-3      |                         |
| 3/2                  | Alabama State            | W, 6-0      |                         |

| Purple Classic |                |             | Phoenix, Arizona |
|----------------|----------------|-------------|------------------|
| 3/6            | Saint Joseph's | W, 7-4      |                  |
| 3/7            | San Diego      | W, 2-0      |                  |
| 3/7            | Penn           | W, 4-1      |                  |
| 3/8            | Saint Joseph's | W, 10-0 (5) |                  |
| 3/8            | San Diego      | Cancelled   |                  |

|      |                     |        |
|------|---------------------|--------|
| 3/11 | at New Mexico State | L, 6-2 |
|------|---------------------|--------|

|      |                  |             |
|------|------------------|-------------|
| 3/14 | San José State * | L, 12-3 (5) |
| 3/15 | San José State * | W, 5-4      |
| 3/16 | San José State * | W, 6-4      |

|      |                      |        |
|------|----------------------|--------|
| 3/21 | at San Diego State * | L, 1-0 |
| 3/22 | at San Diego State * | L, 6-2 |
| 3/23 | at San Diego State * | L, 7-1 |

|      |                 |        |
|------|-----------------|--------|
| 3/25 | at UC San Diego | W, 5-0 |
|------|-----------------|--------|

|     |                 |             |
|-----|-----------------|-------------|
| 4/2 | at Utah State * | L, 7-6 (12) |
| 4/2 | at Utah State * | L, 8-6      |

|     |               |        |
|-----|---------------|--------|
| 4/5 | Boise State * | W, 2-1 |
| 4/6 | Boise State * | L, 6-3 |

|      |                  |        |
|------|------------------|--------|
| 4/11 | Colorado State * | W, 6-3 |
| 4/12 | Colorado State * | W, 3-1 |
| 4/13 | Colorado State * | L, 4-1 |

|      |         |             |
|------|---------|-------------|
| 4/15 | at UTEP | L, 10-2 (5) |
|------|---------|-------------|

|      |                   |        |
|------|-------------------|--------|
| 4/17 | at Fresno State * | L, 7-5 |
| 4/18 | at Fresno State * | L, 6-4 |
| 4/19 | at Fresno State * | L, 9-3 |

|      |      |        |
|------|------|--------|
| 4/22 | UTEP | L, 7-3 |
|------|------|--------|

|      |          |         |
|------|----------|---------|
| 4/25 | Nevada * | 5 p.m.  |
| 4/26 | Nevada * | 2 p.m.  |
| 4/27 | Nevada * | 12 p.m. |

|     |        |        |
|-----|--------|--------|
| 5/1 | UNLV * | 7 p.m. |
| 5/2 | UNLV * | 4 p.m. |
| 5/3 | UNLV * | 1 p.m. |

5/8-10 MW Conference Tournament  
San Diego, California

**Bold** denotes home games  
\*denotes Mountain West game  
All times listed are Mountain Time  
Game times are subject to change

APRIL 25-27 • NEVADA • LOBO SOFTBALL FIELD • MW NETWORK



**Record:**  
20-25-1, 5-11 MW  
**Last Five:**  
0-5  
**Head Coach:**  
Nicole Dickson  
**Record at UNM:**  
55-94-1, 21-42 (3rd yr.)  
**Career Record:**  
224-217-1 (9th yr.)



**NEVADA**  
**Record:**  
34-12, 12-4 MW  
**Last Five:**  
4-1  
**Head Coach:**  
Victoria Hayward  
**Record at NEV:**  
34-12 (1st yr.)  
**Career Record:**  
Same

## SERIES HISTORY

The Lobos are 9-26 all-time against Nevada with the last home win on April 29, 2023 and the last series win in 2023.

vs. Nevada  
Overall: 9-26  
Last Five: 1-4  
Last Game: 3/29/24 (L, 10-0 /5)  
Last Win: 4/29/23 (6-3)  
Series Trend: L4

## LOBO NOTES

### PUT THE PRESSURE ON

- The Lobos have scored in the first inning in 20 games and scored in the second inning in 15 games while not allowing a run in the first two innings in 23 games overall. UNM scored in the first inning in three of the last four games with three runs in the first game at Fresno State, one in the third game of the series and one against UTEP. The Lobos held the Bulldogs scoreless in the first two innings in all three games.
- UNM is outscoring opponents 31-26 in the first inning, 32-20 in the second inning and 63-46 through the first two innings.
- In addition, the Lobos are outscoring opponents 20-12 in the sixth inning.
- UNM is 9-4 when leading after the first, 13-5 after the second, 14-3 after the third, 15-3 when leading after the fourth, 14-2 after the fifth and 16-2 leading after the sixth.

### BIG INNINGS

- New Mexico has scored four or more runs in an inning in six games this season.
- The Lobos scored 13 runs in the fifth inning against Texas Southern on Feb. 23, sending 17 Lobos to the plate and finishing with eight hits, four of which went for extra bases. In the inning, Ashley Archuleta was the first Lobo to reach base on a hit-by-pitch and in her next plate appearance in the same inning hit a three-run home run. DeNae Vasquez-Dickson singled up the middle in her first plate appearance of the inning and then reached on an error by the left fielder, coming all the way around to score. Allie Williams hit a double to score two runs, Keyannah Chavez entered to pinch hit and hit a double to score two runs and Katherine Brunner hit an infield single that tied the game at three and later hit a double that made it 12-3.
- UNM scored seven runs on six hits in the third inning against North Dakota, including a pinch-hit grand slam by Ella Dawson that gave UNM a 7-4 lead. Sydney Carithers led off the inning with a home run, Hayden Luderer singled up the middle and Vasquez-Dickson doubled to right field to score Luderer from second. A liner back to the circle by Miracle McKenzie allowed Vasquez-Dickson to score for the third run before Dawson gave UNM the lead with her grand slam.
- The Lobos scored seven runs on seven hits (which included three doubles) in the third inning against Northwestern State, sending 11 to the plate. It was the third time this season scoring seven or more runs in an inning. Luderer led off with an infield single followed by Archuleta hitting a double to put two runners in scoring position. Vasquez-Dickson drove both in on a single to right and took second on the throw, with Williams keeping the hits going with a single to right to put runners on the corners. Jessica DeLeon drove both in on a double to center field and Brunner walked to load the bases with one out. McKenzie made it 6-0 on a single down the left field line to score Williams and DeLeon and Carithers hit a double to right field on the next at-bat to score Brunner. A grounder to the short-stop allowed pinch runner Emma Bramson to score for the 8-0 Lobo lead.
- In the season opener against Texas A&M-Corpus Christi, UNM scored five runs in the second inning to build a 7-0 lead, needing three hits to score the five runs. With bases loaded, Vasquez-Dickson cleared the bases with a double to left center, and four at-bats later with runners on second and third, Williams doubled to center to score both runners.
- Against St. Thomas, UNM scored four runs in the sixth inning to tie the game.
- In the Feb. 22 game against Texas Southern, UNM scored three runs in the first, second and fourth innings to build its lead.
- UNM has scored three or more runs in an inning 18 times, which included a walk-off, three-run home run by McKenzie against Alabama State on March 1 for her first collegiate home run.

### NO SOPHOMORE SLUMP

- DeNae Vasquez-Dickson and McKenna Guest have dispelled the notion of the sophomore slump.
- Vasquez-Dickson leads the team with 17 sac bunts, is second with 33 runs scored and on-base percentage (.429), third in total bases (65), hits (47), batting average (.348) and slugging percentage (.481) and fourth in RBI (22). She is also tied for third in walks (17). She's had 11 multiple-hit games and six multiple-RBI games, more multiple-hit games than as a freshman, as well as had a nine-game hitting streak and a 17-game streak of reaching base this season, career bests in both categories.
- She is also second in the NCAA in sac bunts per game (0.38) and leads the MW in sac bunts. Her 17 sac bunts are the most by a Lobo dating back to at least 2006.
- Through 46 games, she's already surpassed her number of walks from last season (17 from seven) and has improved her batting average, slugging percentage and on-base percentage and has scored 33 runs, 14 more than she did all of last season. She has increased her RBI, total bases total and hit total from last season. She has also surpassed her double total and hit three triples, the first of her career.
- In the circle, Guest has a 2.89 ERA with 128 strikeouts to 48 walks, and has finished with five or more strikeouts in 11 games after having five all of last season. She's had eight appearances not allowing a run in 131.0 innings and 32 appearances with 23 starts. Guest went 14.2 innings to start the season before allowing a run.
- Guest threw two shutouts in her first two starts this season and combined with Natalie Fritz for another shutout. She added her third shutout against Alabama State on March 2 with nine strikeouts to one walk and two hits allowed and threw her fourth in the last game at UCSD with four strikeouts to zero walks and four hits.
- She currently leads the Lobos in ERA, innings pitched, opposing batting average, wins, starts and strikeouts with 52 more strikeouts than the next Lobo pitcher (Natalie Fritz).
- Guest has already surpassed her win total from a season ago (14 compared to 10 last season) and her strikeouts from 2024 with 128 to date (had 90 in 40 appearances last season).
- Additionally, from stats dating back to 2006, Guest currently holds the lowest single-season ERA

## 2025 QUICK FACTS

Name of School \_\_\_\_\_ University of New Mexico  
 Founded \_\_\_\_\_ 1889 by Territorial Legislature  
 Enrollment \_\_\_\_\_ 27,413  
 Nickname \_\_\_\_\_ Lobos  
 School Colors \_\_\_\_\_ Cherry & Silver  
 Conference \_\_\_\_\_ Mountain West  
 Affiliation \_\_\_\_\_ NCAA Division I  
 Venue \_\_\_\_\_ Lobo Softball Field  
 Dimensions \_\_\_\_\_ 205-225-205  
 Capacity \_\_\_\_\_ 1,500  
 President \_\_\_\_\_ Dr. Garnett Stokes  
 Athletic Director \_\_\_\_\_ Fernando Lovo

## PROGRAM HISTORY

First Year of Softball \_\_\_\_\_ 1978  
 All-Time Record \_\_\_\_\_ 1089-1295-4  
 Mountain West Record \_\_\_\_\_ 155-364-1  
 NCAA Tournament Appearances \_\_\_\_\_ 3  
 1980 (IAIW), 1981 (IAIW) and 1983 (NCAA)  
 Last NCAA Postseason Opponent Cal St. Fullerton  
 Last NCAA Postseason Result \_\_\_\_\_ CSUF won series 2-1  
 Conference Championships \_\_\_\_\_ 3  
 1980 (Intermountain), 1981 (Intermountain) and  
 1983 (High Country)

## TEAM INFORMATION

2024 Overall Record \_\_\_\_\_ 16-38  
 2024 MW Record \_\_\_\_\_ 8-14 (7th)  
 Letterwinners Returning/Lost \_\_\_\_\_ 12/12  
 Pitchers Returning/Lost \_\_\_\_\_ 2/4  
 Starters Returning/Lost \_\_\_\_\_ 6/3  
 Newcomers \_\_\_\_\_ 14

## SOFTBALL STAFF

Head Coach \_\_\_\_\_ Nicole Dickson (3rd season)  
 Record at UNM \_\_\_\_\_ 55-94-1  
 Career Record \_\_\_\_\_ 224-217-1 (9th season)  
 Assistant Coach Morgan Spearman (3rd season)  
 Assistant Coach Sophie Hannabas (2nd season)  
 Assistant Coach Mackenzie Bennett (1st season)

## COMMUNICATIONS

Softball Contact \_\_\_\_\_ Allison Weiss  
 Email \_\_\_\_\_ allisonweiss@unm.edu  
 Cell Phone (Preferred) \_\_\_\_\_ (661) 313-5402

## DIGITAL MEDIA

Athletics Website \_\_\_\_\_ GoLobos.com  
 Main University Web Site \_\_\_\_\_ unm.edu  
 Conference Website \_\_\_\_\_ TheMW.com  
 X \_\_\_\_\_ @UNMLoboSB  
 Instagram \_\_\_\_\_ @UNMLoboSB  
 Facebook \_\_\_\_\_ @UNMLoboSB

## INTERVIEW REQUESTS

All interviews with UNM student-athletes and coaches are to be coordinated through the athletics communications office. Interviews may be arranged by contacting Allison Weiss in the athletics communications office (allisonweiss@unm.edu). All interview requests should be made at least 24 hours in advance.

with a minimum 100 innings pitched at 2.89 and the second-lowest single-season opponent batting average (.257). She also has the third-most single-season strikeouts per seven innings (6.84) in program history.

- In the Bobcat Tournament, she struck out 18 to five walks allowed and had a season-high seven strikeouts in 4.0 innings against Fordham. She followed that up with six strikeouts in 3.0 innings and 10 batters faced against St. Thomas, while also not allowing a hit.
- At the Bulldog Invitational, Guest struck out a career-high 10 in the win against Northwestern State and finished the weekend with 19 strikeouts to one walk and threw two complete games. After allowing a leadoff single in Sunday's game against Alabama State, she retired the next 14 Hornet batters, striking out three of the first five Hornets faced and retired the side in order in four innings against ASU. Against Northwestern State, struck out the first six Demons she faced in the first and second innings and struck out eight of the first nine NSU batters through the third, retiring the first nine batters in order. Of the five innings she pitched, sat down NSU in order in four of them, getting her career-high 10th strikeout in the fifth for another 1-2-3 inning. In addition to 10 strikeouts, she also didn't allow a walk against NSU.
- In the first week of play, she was one of nine pitchers in the NCAA to record two shutouts.
- Nationally, Guest is 23rd in the NCAA in shutouts, 51st in wins, 41st in strikeouts, 70th in innings pitched and 91st in strikeouts per seven innings.

### FRESHMEN IN NAME ONLY

- From the season opener onward, the freshmen class have stepped in to the lineup and contributed.
- Of UNM's 184 RBI on the season, 97 (52.7%) have come from freshmen and of the 338 hits, 140 (41.4%) have been by freshmen.
- Freshmen constitute the top three RBI producers, three are tied for the lead for home runs, two of the top four in slugging percentages and on-base percentages and three of the top five in hits on the team.
- Miracle McKenzie drove in the game-winning run in the first inning at Houston Christian on a hit back up the middle for her first collegiate hit and RBI.
- In the second game at Houston Christian on Saturday, Natalie Fritz threw 4.2 scoreless innings, striking out four and allowing one hit on 16 batters faced and 59 pitches, 40 of which went for strikes. In addition, she retired 11 consecutive hitters between the fourth and seventh innings. Holding a one-run lead, Fritz struck out the first two batters in the bottom of the seventh before allowing a walk. However, Fritz struck out the next batter to secure her first win as a Lobo.
- Dawson hit a pinch-hit, three-run home run in Friday's game at Houston to lead the Lobos in RBI, while Williams went 2-4 with two RBI to lead the Lobos in hits, including a hit to center-field in the top of the fourth to score a run and give UNM back the lead at 4-3.
- In the second game at Houston, and trailing 3-2 in the top of the seventh, Jessica DeLeon had her first clutch hit of the game with a single to the outfield to score DeNae Vasquez-Dickson and tie the game. DeLeon broke the tie in the top of the 10th on a leadoff home run to left for her first of the season.
- Dawson delivered a pinch-hit grand slam against North Dakota to give UNM a 7-4 lead on Feb. 22 and DeLeon hit a three-run home run in the first inning of the Feb. 22 game against Texas Southern.
- McKenzie hit a walk-off three-run home run against Alabama State on March 1 for her first collegiate home run.
- Dawson hit her third pinch-hit home run (a three-run HR) against St. Joseph's on March 8 to end the game in five innings.
- DeLeon walked off the Lobos in the March 15 game against San José State on a single to right for the 5-4 win.
- Williams currently is tied for the team lead with 54 hits, while DeLeon leads in RBI (33) with McKenzie second (25) and Williams third (24). Williams is second in total bases (67) and in batting average (.358), with DeLeon second in walks (19) and in slugging percentage (.492). Dawson is tied for the team lead in home runs with DeLeon and McKenzie (three).
- Further, McKenzie leads with nine multiple-RBI games (eight with two and one with three). Williams has 13 multiple-hit games (second on the team) and DeLeon has 11 multiple-hit games (tied for the third most) and seven multiple-RBI games (second on the team).
- In the month of March, McKenzie had a team-best 15 RBI and tied with DeLeon with the second-most hits on the team at 15. McKenzie was second on the team in slugging percentage (.558) and on-base percentage (.442).
- In the circle, Fritz has thrown 93.1 innings in 28 appearances and 13 starts, with three complete games and three saves and has the second-most strikeouts among the pitching staff with 76. Fritz is seventh in the MW in strikeouts and third in strikeouts looking (33).
- Fritz had 11 strikeouts in the Feb. 22 win against Texas Southern, the most for a Lobo in a game since 2023, as well as the most by a freshman since 2019 and tied for the second most by a Lobo freshman pitcher since 2013 when Lauren Soles struck out 14. Between the third out of the first inning and the third inning, the freshman struck out five consecutive hitters and six of the seven Tigers faced with Sydney Carithers making a diving catch to get the foul out, accounting for nine straight Tigers retired before a single to start the fourth inning.
- In nine of Fritz's appearances, she has held opponents scoreless and in three appearances allowed only one hit. She has finished with five or more strikeouts in five games.
- Freshman Caprice Barela threw 4.1 scoreless innings of relief at NMSU, striking out three to one walk while not allowing a hit. Barela retired the side in order in the third, the fourth and the fifth, ultimately retiring the first 12 batters she faced before allowing a two-out walk in the bottom of the sixth.
- Williams has started all 46 games with DeLeon playing in all 46 with 44 starts, McKenzie has started in 43 and played in 44 and Dawson appearing in 37 with five starts.

### TRENDING UP

- The Lobo pitching staff has 245 strikeouts to 137 walks, with the 245 strikeouts already surpassing the season total from last season (166), the walks going down from 3.8 per game last season to 3.2 this season and the strikeouts going up from 3.4 per game last season to 5.8 this season.
- At the plate, the Lobos have already surpassed their total walks from last season, drawing 106 walks in 54 games last season and already at 141 this season.

### TRENDING UP, PART II

- The Lobos rank among the top teams in the Mountain West and NCAA in several categories.
- UNM ranks 16th in the NCAA in sac bunts (38), 53rd in team strikeouts per seven innings (5.76), 67th in shutouts (seven), 62nd in HBP (33), 78th in strikeout-to-walk ratio (1.79), 63rd in doubles (66) and 74th in triples (10).
- DeNae Vasquez-Dickson is second in the NCAA in sac bunts per game (0.39) with Ashley Archuleta 24th in triples (five), Natalie Fritz 14th in fewest hit batters (two) and 42nd in saves (three), and McKenna Guest 23rd in shutouts (four), 41st in strikeouts (128) and 51st in wins (14).
- Among the MW, UNM leads in batters struck out looking (pitching, 85), is second in strikeouts (pitching, 245), tied for third in fewest errors (45), fifth in ERA (3.79), opposing batting average (.277) and fewest hits allowed (333).
- Guest is tied for the most starts (23), tied for second in wins (14), is second in strikeouts (128) and strikeouts looking (36) and sixth in ERA (2.89). Vasquez-Dickson leads the MW in sac bunts (17) and Ashley Archuleta is fifth in doubles (12), second in triples (five), third in batting average (.412) and fourth in on-base percentage (.509). Allie Williams is tied with Archuleta for sixth in hits (54) and Jessica DeLeon is tied for 14th in RBI (33), while holds the conference lead in sac flies (five).
- In MW games, Archuleta is second in the conference in on-base percentage (.565) and in doubles (seven), is fourth in batting average (.480), tied for fourth in hits (24) and tied for sixth in runs scored (15). Hayden Luderer is fifth in stolen bases (four) and Vasquez-Dickson



leads in sac bunts (nine). Guest is third in strikeouts (42) and tied for fourth in wins (four) and Natalie Fritz is eighth in ERA (3.26) and tied for 11th in strikeouts (20).

- As a team, in MW games, UNM leads in sac flies (nine) and is second in sac bunts (14) and doubles (29) and is fifth in batting average (.294) and in on-base percentage (.367). The pitchers are third in strikeouts (69) and fifth in ERA (4.27) and opposing batting average (.312).

#### SHUT IT DOWN

- To date, the Lobo pitching staff has recorded seven shutouts (four solo by McKenna Guest, one solo by Natalie Fritz and one combined by Fritz and Guest and one combined by Lexi Atcity and Caprice Barela).
- Dating back to 2006, it is the fifth time that the Lobos have recorded at least four shutouts in a season (others were in 2006, 2007, 2013, 2023), and the second time under Head Coach Nicole Dickson, but reached the feat in the fewest amount of games (22). The last season the Lobos had more than four was in 2004 (12).
- Guest and Fritz combined for the third shutout of the season in the 2-0 win over North Dakota on Feb. 21, combining for 11 strikeouts with Guest throwing 6.0 innings and nine strikeouts and Fritz closing with two strikeouts on three batters faced.
- The Lobo sophomore threw her third shutout of the season in the March 2 game against Alabama State, striking out nine to one walk and two hits.
- Fritz threw her first shutout in the 2-0 win against San Diego on March 7 and Atcity and Barela combined for the run-rule shutout against St. Joseph's on March 8.
- Guest added her fourth shutout against UC San Diego on March 25, the most shutouts by a Lobo pitcher in a season since 2004 when Ashley Perkins had six.

#### MAKE IT COMPLETE

- The Lobos have thrown 11 complete games this season, eight from McKenna Guest and three from Natalie Fritz.
- Guest started her sophomore season throwing two complete-game shutouts with an 8-0, five inning shutout against Texas A&M-Corpus Christi and a 1-0 shutout against Houston Christian.
- Guest threw a complete game in the season opener, allowing a single in the second inning, and finished with three strikeouts for her first shutout as a Lobo. The sophomore retired the side in both the fourth and fifth innings and retired eight consecutive batters between the third and the fifth innings.
- After allowing leadoff walk on her first Husky faced, Guest retired the next nine Huskies before giving up a leadoff single in the fourth. HCU had a runner reach on a one-out walk in the fifth, but Guest struck out the next Husky looking and got the third out on a swinging strikeout to leave two runners on. Guest finished the game with four strikeouts, four hits allowed and two walks on 26 batters faced.
- Fritz threw her first complete game, finishing with nine strikeouts, four hits allowed and of the three runs, one earned in the 6-3 win over Alabama State on March 1.
- The freshman added a second complete game in the 2-0 shutout of San Diego six days later, allowing three hits with four strikeouts to one walk on 25 batters faced.
- Guest also threw a complete game against Northwestern State in an 11-3 run-rule in which she struck out a career-high 10 Demons, against Alabama State in a 6-0 shutout in which she allowed two hits with nine strikeouts to one walk, against Penn in which she struck out six and allowed one run, and in the series finale against San José State, where she had five strikeouts.
- During the four-game road trip to San Diego, Fritz added a complete game in Friday's game at San Diego State and Guest threw her seventh against UC San Diego. Guest threw a complete-game shutout with four strikeouts to zero walks, allowing just four hits, retiring the first eight Tritons she faced and eight between the third and sixth innings. She also retired the side in order in four innings.

#### ARCH AT THE TOP

- In her senior season, Ashley Archuleta is leading the Lobos in nine categories.
- The New Mexico native leads in batting average (.412), slugging percentage (.603), on-base percentage (.509), doubles (12), triples (five), runs scored (36), walks (21) and total bases (79) and with a team-high 18 multiple-hit games (16 games with two, one with three and one with four).
- In conference games, Archuleta has had a team-best nine multiple-hit games, had an 11-game streak of reaching base and a six-game hitting streak. She leads the team in batting average (.480), slugging percentage (.660), on-base percentage (.565), runs scored (15), hits (24), doubles (seven) and total bases (33).
- Her batting average, slugging percentage, on-base percentage, doubles and number of strikeouts are the best in her four-year career.
- Among conference players, she is second in doubles and on-base percentage, is fourth in batting average, tied for fourth in hits, tied for ninth in total bases and 11th in slugging percentage in conference games.
- Additionally, Archuleta has hit in the leadoff spot in 30 games, including the last 17 and 21 of the last 22 games. UNM is 17-13 with Archuleta in the leadoff spot.

#### WHAT'S THE LINEUP?

- UNM has used 41 different lineup combinations, repeating in the Saint Joseph's game on March 6 and against San Diego on March 7, in three consecutive games with final two games against San José State and the first game at San Diego State and both games against Boise State. Game one at Fresno State replicated the lineup used in the first San Diego State and final two San José State games.
- Four different players have been in the leadoff spot with Ashley Archuleta leading off in 34 games. The Lobos have had six different players third in the lineup with Allie Williams third in 28 games, and six players in the cleanup spot with Jessica DeLeon hitting cleanup in 29 games. Eight different players have hit fifth with Miracle McKenzie fifth in 26 games. Ten different players have been sixth in the lineup with Katherine Brunner and Hayden Luderer hitting sixth in 11 games each, as well as 11 different players hitting seventh with Sydney Carithers hitting seventh in 12 games. Carithers has hit eighth in 22 games and seven different players have hit ninth with Luderer hitting ninth in 18 games.
- Keyannah Chavez has had the most movement in the lineup, appearing in eight different spots, followed by Archuleta in six different spots in the lineup. Williams, Carithers, McKenzie and Brunner have appeared in five different spots. Emma Bramson and DeLeon have been in four different spots and DeNae Vasquez-Dickson, Ella Dawson and Luderer in three different spots.
- Further, Archuleta has led off in the last 21 games and Vasquez-Dickson has hit second in the last 26.

#### IT'S ABOUT THE SACRIFICE

- To date, the Lobos have 38 sac bunts, second in the Mountain West, led by a conference-high 17 from DeNae Vasquez-Dickson, six from Hayden Luderer and four from Sydney Carithers and Emma Bramson. Luderer's six are tied for fifth in the MW.
- Heading into the series, the Lobos are 16th in the NCAA in sac bunts and Vasquez-Dickson second.
- Dating back to 2006, the most sacrifice hits in a season was 51 done in 2006. The Lobos had 44 last season, the third most in that time span.

#### WALK IT OUT

- The Lobos rank fourth in the Mountain West in walks with 141 walks, with 14 different players recording a walk and 13 with multiple walks.
- UNM has six players with 10 or more walks, led by 21 from Ashley Archuleta, 19 from Jessica DeLeon, 17 for DeNae Vasquez-Dickson and Allie Williams, Miracle McKenzie with 15 and Sydney Carithers at 14.
- Of the 141 walks, 40 have been on 3-0 counts, 47 on 3-1 counts and 54 have come on full counts.
- UNM has started the game with a walk in 10 games with Archuleta leading off with a walk in eight games (four times on four pitches and four times at 3-2) and Vasquez-Dickson twice, once on four pitches and once with a full count.
- The Lobos have drawn five or more walks in seven games with a season-high seven in the Feb. 23 game against Texas Southern.
- Conversely, UNM's pitchers did not allow a walk in Friday's game against Colorado State, the fourth time not allowing a walk this season. UNM is 4-0 when not allowing a walk.

#### TWO OUTS, SO WHAT

- Of UNM's 195 runs, 87 (44.6%) have come with two outs in the inning.
- All three runs in Saturday's game against Colorado State came with two outs for the 3-1 Lobo lead and a run in the first inning of Friday's game came with two outs to give UNM a 1-0 lead.
- At the Purple Classic, the Lobos scored 13 runs with two outs, five in the first game against Saint Joseph's, one against San Diego and seven in the second game against Saint Joseph's. The four runs in the third inning against SJU were with two outs as was the run in the sixth. In the second game against the Hawks, two runs in the first, two runs in the second and the three runs in the fifth inning that ended the game all came with two outs.
- At the Tarleton Invitational, the Lobos scored seven runs with two outs in the 13-run fifth inning against Texas Southern on Feb. 23, scored five runs with two outs in the first game against Texas Southern and five runs with two outs in the second game against UNM.
- In the first game against St. Thomas, six of UNM's eight runs scored came with two outs with three in the second, one in the fourth and two in the sixth.
- Five of UNM's eight runs in the season opener came with two outs, with four of UNM's runs in the first game against Houston coming with two outs. UNM scored three runs in the second game at Houston with two outs, two in the second game at HCU and one in the first game at HCU and one in the seventh inning in the second game at Texas State.
- In the 1-0 win against Houston Christian, Miracle McKenzie's hit that scored the only run of the game came with two outs in the inning.
- With two outs and trailing 3-2 in Saturday's game at Houston, Jessica DeLeon had her first clutch hit of the game with a single to the outfield to score DeNae Vasquez-Dickson and tie the game.
- Hayden Luderer's double in the fifth inning of Sunday's game against San José State that scored two runs and put UNM up 5-3 happened with two outs.
- DeLeon leads the team with 14, two-out RBI with Allie Williams second at 12, Ella Dawson with 11, and Miracle McKenzie fourth with 10.
- Freshmen have contributed to 49 of the team's 80 two-out RBI (61.3%).
- Of UNM's 338 hits, 102 have come with two outs (30.2%), with Williams 18-56 (32.1%) with two outs, DeLeon 16-40 (40.0%) and McKenzie 12-34 (35.3%).

#### AND THE AWARD GOES TO...

- The Lobos have won five Mountain West weekly awards this season, including four MW Freshman of the Week awards.

- Following a week in which the Lobos went 4-0 at the Purple Classic that included two shutouts, UNM garnered two Mountain West awards as McKenna Guest was named Mountain West Pitcher of the Week and Natalie Fritz Mountain West Freshman of the Week on March 10.
- The selection marked the second weekly award for Guest, who won Freshman of the Week last season, and the first pitcher of the week award. Fritz is the fourth Lobo freshman to win the weekly freshman award in the last two seasons.
- Fritz went 1-0 on the week and also added a save, throwing her first shutout against USD and her second complete game of the season. Fritz held the Toreros to three hits, retiring the side in order in five consecutive innings between the second and sixth innings, and finished with four strikeouts in the win. Of the three hits she allowed, two came in the first inning and one in the seventh, but worked herself out of the jam in both situations, which included a strikeout on a 3-2 count in the first inning with bases loaded.
- In her home state of Arizona, Fritz picked up the save against Saint Joseph's on Thursday, entering in the fifth inning with a runner on first and got the next three Hawks out to get the Lobos out of the inning. The right-handed pitcher retired the side in order in the sixth, needing eight pitches in the inning which also included a strikeout.
- In her two appearances, Fritz had a 0.70 ERA while not allowing any extra-base hits in either appearance and struck out six to one walk in 10.0 innings in the circle.
- Guest finished the Purple Classic going 2-0 with a 0.64 ERA behind one complete game, throwing 11.0 innings with 13 strikeouts to five walks.
- The sophomore went 4.0 innings in the win against Saint Joseph's to open the Purple Classic, finishing with seven strikeouts, including two in the first to leave a runner on third and two in the second, retiring the side in order. She added two strikeouts in the fourth, also retiring the side in order. After allowing a run against Penn in the first, Guest threw six scoreless innings to get the complete-game win, finishing with six strikeouts.
- Guest accounted for half of UNM's wins on the weekend, averaging 8.3 strikeouts per game. In total, Guest faced 50 batters between the two games, throwing 215 pitches, 142 of them going for strikes.
- Miracle McKenzie made it consecutive Freshman of the Week winners on March 17 after leading the Lobos in a series win over San José State. McKenzie's accolade comes after leading the Lobos with four RBI in the series against SJSU and six RBI on the week. The California native hit .429 with a .556 on-base percentage with two, two RBI games against the Spartans and three, two RBI games on the week.
- In Saturday's win over the Spartans, McKenzie hit a single that scored a run that made it 3-1 Lobos and later reached on a fielder's choice that allowed a run to score to put UNM 4-3 in the fifth inning. The freshman first baseman led the Lobos with two RBI in the game. In Sunday's series-deciding game, she drew a walk following a full count in which she faced 10 pitches to load the bases with two outs, and on the next at-bat, UNM hit a double to score two runs to break the 3-3 tie and take the lead for good.
- McKenzie was 5-5 in successfully advancing runners against SJSU, as well as 2-3 with runners in scoring position.
- UNM added a third MW Freshman of the Week winner on April 7 with Jessica DeLeon. The San Marcos native led the Lobos on the week with a .692 batting average, .846 slugging percentage, nine hits and seven RBI and finished with three multiple-hit games and two multiple-RBI games. DeLeon recorded at least one RBI in all four games.
- DeLeon went a combined 7-7 in the doubleheader with the Aggies, and her offensive contributions continued against Boise State, hitting a sac fly in the third inning that allowed Emma Bramson to tag from third for the 2-0 Lobo lead, which also proved to be the game-winning run in the 2-1 Lobo win. In game two, DeLeon singled through the right side to bring in two runs to open the scoring in the first inning and led the Lobos with two RBI.
- Fritz picked up her second award on April 14 after posting a 0.88 ERA through two appearances against Colorado State, earning the win in Saturday's game and throwing seven scoreless innings of the eight innings she pitched. After allowing a run in the first inning of Saturday's game, Fritz held the Rams scoreless for the remainder of her outing, which included retiring 11 consecutive batters between the third and sixth inning. The Arizona native finished with 6.0 innings pitched, allowing five hits on 24 Rams faced. Fritz entered in relief in Sunday's game at the start of the fifth inning and went 2.0 innings without allowing a run while striking out two Rams.

#### DELEON'S DAY AT THE PLATE

- In game one against Utah State yesterday, Jessica DeLeon went 5-5 which included two doubles and a season-high seven total bases. In the last 20 seasons, there have been 186 instances that a Lobo has had five at-bats or more in a game (178 with five at-bats). Of those, DeLeon is the only player that has recorded five hits in a game.
- In addition, DeLeon is the only Lobo to go 5-5 in a game and the most hits in a game in program history.
- The freshman added a 2-2 outing at the plate in game two of the doubleheader, finishing with four RBI, a 1.286 slugging percentage and a .900 on-base percentage on the day.
- Adding her final at-bat at UCSD, DeLeon has recorded a hit in her last eight at-bats.
- DeLeon is one of 17 players in the NCAA to have five hits in a game this season, tied for the most in the NCAA, and one of four freshmen with five hits in a game this season.

#### SEASON OPENER HISTORY

- With the 8-0 win against Texas A&M-Corpus Christi in five innings to start the season, Coach Dickson became the only Lobo coach to win their first three season openers, with two also coming in run-rule fashion.
- In her Lobo coaching debut, she won with the largest margin of victory (+9) for a coach in their first game, when UNM run-ruled Nicholls 12-3 in five on Feb. 9, 2023. Erica Beach was the other head coach to win in her first game (a 10-2, five inning win against Utah Valley on Feb. 12, 2011). Dickson and Beach are also the only two coaches to win the season opener in their first two seasons.

#### FRESH PERSPECTIVE

- The Lobos revamped their roster with a total of 14 newcomers, comprising half of the roster.
- Of the newcomers are 10 freshmen: three pitchers, two outfielders, two utility players, two infielders and a catcher/infielder.
- UNM also added four transfers with a redshirt-sophomore left-handed pitcher in Lexi Atcity from BYU, a junior right-handed pitcher in Nova Montes from Paris Junior College, a junior utility player in Georgia Heathcock from UC San Diego and a sophomore left-handed pitcher/outfielder in Marina Tinari from Florida Gulf Coast.
- Heathcock played in 33 games with 10 starts and Tinari appeared in 12 games with one start, pitching a total of 15.2 innings.

#### FOUNTAIN OF YOUTH

- Of the 28 players on the roster, the Lobos have 20 underclassmen with 10 freshmen and 10 sophomores, and eight upperclassmen with five juniors and three seniors.
- The sophomores feature a trio of returners who played a bulk of innings last season, with McKenna Guest in the circle, DeNae Vasquez-Dickson in the outfield and Katherine Brunner in the infield.
- Guest appeared in 40 games with 24 starts and nine complete games. The RHP threw 147.0 innings and struck out a team-high 90 batters, 56 more than the next pitcher. Guest accounted for 54.2% of the team's strikeouts and threw 43.4% of the innings, played in 74.1% of the games and started in 44.4% of the games. Her 40 appearances tied for the third most in a single season in program history, and Guest recorded a strikeout in 30 games with 24 games with multiple strikeouts, including five games with at least five strikeouts. Nationally, her 40 appearances in the regular season tied for the fourth most in the NCAA, the most by a freshman, and her 24 starts tied for the sixth most by a freshman pitcher in the NCAA through the regular season.
- Vasquez-Dickson started 46 games and played in 53 as a freshman, with 29 starts in center field, 12 in left field and five in right. She played in 94.1% of the innings last season. Vasquez-Dickson led the team with 15 sac bunts, which led the Mountain West and the third most in the NCAA in the regular season and most by a freshman. An offensive threat, she finished with four multi-hit games (three with two and one with three) and seven multi-RBI games (all with two RBI), and was third on the team in doubles (six) and fourth in RBI (18).
- Brunner played in 49 games with 44 starts, starting in 25 games as the designated player, 12 games at third and seven games at second. The Lobo played in 82.6% innings and registered multiple hits in five games (four with two and one with three) and four games with multiple RBI (two with two and two with three).
- Brunner was named MW Freshman of the Week on April 22, Vasquez-Dickson was MW Freshman of the Week on May 6 and Guest was named MW Freshman of the Week on March 25.

#### REPLENISH THE BULLPEN

- UNM entered the season with a total of nine pitchers on the roster with only two returners from last season. Of the nine, three are freshmen, four are sophomores, one is a redshirt-sophomore and one is a junior, and only three have DI collegiate experience entering the season (McKenna Guest, Brooke Umali and Marina Tinari).
- Guest entered the season with the most experience at 147.0 innings, with Umali pitching 29.0 innings her freshman season and Tinari tallying 15.2 innings in her freshman season at Florida Gulf Coast.

#### TAKE ME HOME COUNTRY ROADS

- This season, the Lobos will travel to the home states of 20 players. There are 11 players from Texas, six from California, two from Arizona, and one from Utah. In addition, there are four players from the state of New Mexico.
- Overall, the Lobos span from coast-to-coast with a player from Virginia (Ella Dawson) to Hawai'i (Jewels Hanawahine) and from nine different states (Arizona, California, Colorado, Hawai'i, New Mexico, Oklahoma, Texas, Utah and Virginia).

#### LIFE ON THE ROAD

- The Lobos have 12 of 53 total games at home with the home opener on March 14.
- UNM played 28 games between the season opener and the home opener with three trips to Texas, a trip to Mississippi and Arizona and a game at New Mexico State. The first game played in the state of New Mexico for the Lobos was in Las Cruces on March 11.
- The longest stretch at home for the Lobos is a five-game homestand against Boise State (April 5-6) and Colorado State (April 11-13).
- The Lobos had 14 home games a season ago, with UNM going 7-7, and 16 home games in Coach Dickson's first season with the Lobos going 9-7.

#### VERSATILE EMMA

- Senior Emma Bramson is in her fourth season with the Lobos, and in her 190 games, has played six different positions.
- Bramson has started 183 of the 190 games and has started 78 games at third, 41 games at first, 34 at shortstop, 19 at second, eight as the DP and three

in right field.

- Last season, the California native started the final 39 games at first base and started four games at third, three games in right and eight as the designated player. Her sophomore season, Bramson started 39 games at third and five games at second, and as a freshman played 25 games at third base and 21 games at shortstop.
- This season, Bramson has started 39 games with 14 at second, 10 at third, 13 games at shortstop and two at first.

#### LIKE MOTHER, LIKE DAUGHTER

- Keyannah Chavez followed in her mother's footsteps, as her mother also played at UNM. Cassandra Abdulaziz was a middle infielder for the Lobos from 2001-06.

#### LEAD ON

- Instead of captains, the Lobos have a Leadership Council comprised of four players selected by Coach Dickson that serve as the leaders of the team. On the Leadership Council are seniors Ashley Archuleta, Emma Bramson and Sydney Carithers and junior Grace Rana.
- Archuleta and Bramson enter their fourth seasons, Carithers enters her second season with UNM and Rana entering her third season.

#### FROM PLAYER TO COACH

- Two former players of Coach Dickson are now on her staff in assistant coaches Sophie Hannabas and Mackenzie Bennett.
- In 2021, Hannabas transferred to SFA to play under Coach Dickson, and through her two seasons with the Lumberjacks, combined for 101.3 innings with 63 strikeouts, a .331 opposing batting average, and allowed 10 home runs appearing in 41 games with 20 starts, with SFA winning the WAC Conference in 2022. Hannabas works with the pitchers and handles director of operations duties.
- Bennett joined the Lobo coaching staff this past July and works with the catchers and as a secondary hitting coach. She has ties to the entire UNM coaching staff as Bennett played for Coach Dickson and assistant coach Morgan Spearman at SFA from 2019-22 and played with Hannabas in 2022 and 2023. During her five years with the Lumberjacks, Bennett played in 164 games with 136 starts and finished with 139 hits, 31 doubles, two triples and 25 home runs, along with 101 RBI and hit .330, with a .591 slugging percentage and .387 on-base percentage. Of her 164 games, she recorded multiple hits in 42 of the games and multiple RBI in 33 and twice carried a 10-game hitting streak (in 2021 and 2022) as well as a 17-game streak of reaching base in 2021. In her final season, she led the team at the plate behind a .367 batting average, 14 doubles and 49 RBI and was second on the team with 12 home runs and a .686 slugging percentage.

#### 2 YEARS OF IMPROVEMENT UNDER DICKSON

- The Lobos took significant statistical strides in Coach Dickson's first two years in Albuquerque, producing numbers and wins that hadn't been achieved in several years.
- This past season, the Lobos won in Boise for the first time since 2016 and won against Boise State for the first time since 2021. In addition, the Lobos' sweep of Utah State was the first sweep of a Mountain West opponent since 2016 and the first sweep of the Aggies since 1989; the Lobos earned their first win over UNLV since 2021 and beat Fresno State twice for the series win after having only nine wins total all-time against the Bulldogs entering the season.
- Statistically, UNM finished with 60 errors with the last time the team finished with 60 or fewer errors was back in 2014. The Lobos had three players earn Mountain West Freshman of the Week awards (McKenna Guest, DeNae Vasquez-Dickson and Katherine Brunner), the second most among MW schools, with the freshmen finishing among the top of the NCAA in several statistical categories. Through the regular season, Guest's 40 appearances tied for fourth in the NCAA, but most among freshmen, and tied for the third most in a season in program history. In addition, her 24 starts tied for the sixth most by a freshman pitcher in the NCAA and her 147.0 innings tied for the 11th most by a freshman pitcher. For Vasquez-Dickson, her 15 sac bunts were the most by a freshman in the NCAA, led the MW and third in the NCAA.
- In the last two years, UNM has had five MW Freshmen of the Week, two MW Players of the Week and two MW Pitchers of the Week.
- In the last two years, the Lobos stole 77 bases, the most in a two-year span since 2013-14 (85) and turned a combined 41 double plays, the most in a two-year span since 2015-16 (also 41). In the season opener against Tennessee State, Keyannah Chavez finished with three stolen bases, the most for a Lobo in a single game since 2017, and as a team, the Lobos had six stolen bases, the most in a game since 2018. The Lobos beat that mark on Feb. 16 against Marist, stealing seven bases, the most in a single game for the Lobos since 2010.
- In her first season, UNM's .299 batting average was the best since 2015 and tied the best average for the program in the last 11 years. The 399 hits and 231 runs scored were the most since 2015 and 2016, respectively, and the 214 RBI and .368 on-base percentage were the highest since 2015. The team's 14 triples were the most in a single season since 2010 and the Lobos' 40 stolen bases were the most since 2013. Defensively, the Lobos led the MW with 22 double plays, the most turned since 2015 and the four shutouts were the most since 2013.
- Additionally, UNM jumped in the NCAA rankings from 2022 to 2023 in eight categories: batting average (a ranking improvement of 86 spots), triples per game (88 spots), stolen bases per game (87 spots), runs (49 spots), on-base percentage (46 spots), slugging percentage (12 spots), shutouts (16 spots) and double plays turned (141 spots). The Lobos ranked 45th in batting average, 27th in double plays per game, 29th in triples per game, 68th in on-base percentage and 88th in slugging percentage.
- During the 2023 season, Dickson guided the Lobos to their first series win over Nevada since 2015, UNM's 8-0 win over SJSU on March 25 was the first shutout against the Spartans since May 8, 2015, and the 12 runs scored against CSU on April 16 were the most runs the Lobos have scored against the Rams since April 15, 2016. In the March 19th win at Utah State, the Lobos finished with 18 hits, 15 runs and struck out 14 Aggies, with the 18 hits the most since 2018 and the 15 runs were the most since 2019. The 15 runs were the most against the Aggies since April 26, 2014, and the 14 strikeouts by Amber Linton were the most in a game by a Lobo since 2013.
- Among the conference in 2023, UNM had players in the top four in the MW in batting average (Rachael Hathoot second at .396 and Peyton Robinson fourth at .380), two players in the top 5 in the MW in hits (Robinson fourth at 60 and Hathoot fifth at 59), two players in the top 2 in triples (Hathoot first at seven and Ashley Archuleta tied for second at 5) and had two MW Player of the Week, one Pitcher of the Week and two Freshman of the Week honors.
- UNM produced two All-Mountain West First Team members in Archuleta and Hathoot, who each had their best seasons in a Lobo uniform. In the circle, Amber Linton recorded a MW-best 164 strikeouts and set a program record in strikeouts per game at 7.24, besting her own program record of 6.97 she set in 2022. Her 14 complete games doubled her total from the previous year and she also registered 15 games with five or more strikeouts and three games with 10-plus strikeouts, an improvement over last season as well.
- In Dickson's first two years, the Lobos also cultivated a standard of success in the classroom, producing the two highest GPAs in program history during the 2023-24 academic year after establishing a program record of 3.59 in the fall and besting that with a 3.63 in the spring. Additionally, the Lobos added a 3.58 GPA in the fall of 2024, the third-highest GPA in program history, signifying the last three semesters have been the three highest in program history. In total, Dickson's last four semesters have produced four of the top-5 highest GPAs in the last 10 years (not including COVID year). In the last five semesters under Dickson, the team GPA has improved from 3.47 to 3.63. The Lobos had a program-record 16 on the Spring 2023 Academic All-Mountain West Team and a program-record 12 named a MW Scholar-Athlete, which improved to a MW- and program-best 20 MW Scholar-Athletes in 2024 and 14 on the Spring 2024 Academic All-Mountain West Team.

#### PRESEASON PROJECTION

- The Lobos were picked eighth in the Mountain West preseason poll with 17 points. UNM finished five points behind Utah State.

#### NEW LOOK FOR LOBO SOFTBALL FIELD

- Lobo Softball Field underwent a renovation that added turf to the outfield and a red halo around the edge of the field. The renovation was completed in January 2025.





McKenna Guest

PITCHER

*Of The Week*



SOFTBALL





Natalie Fritz

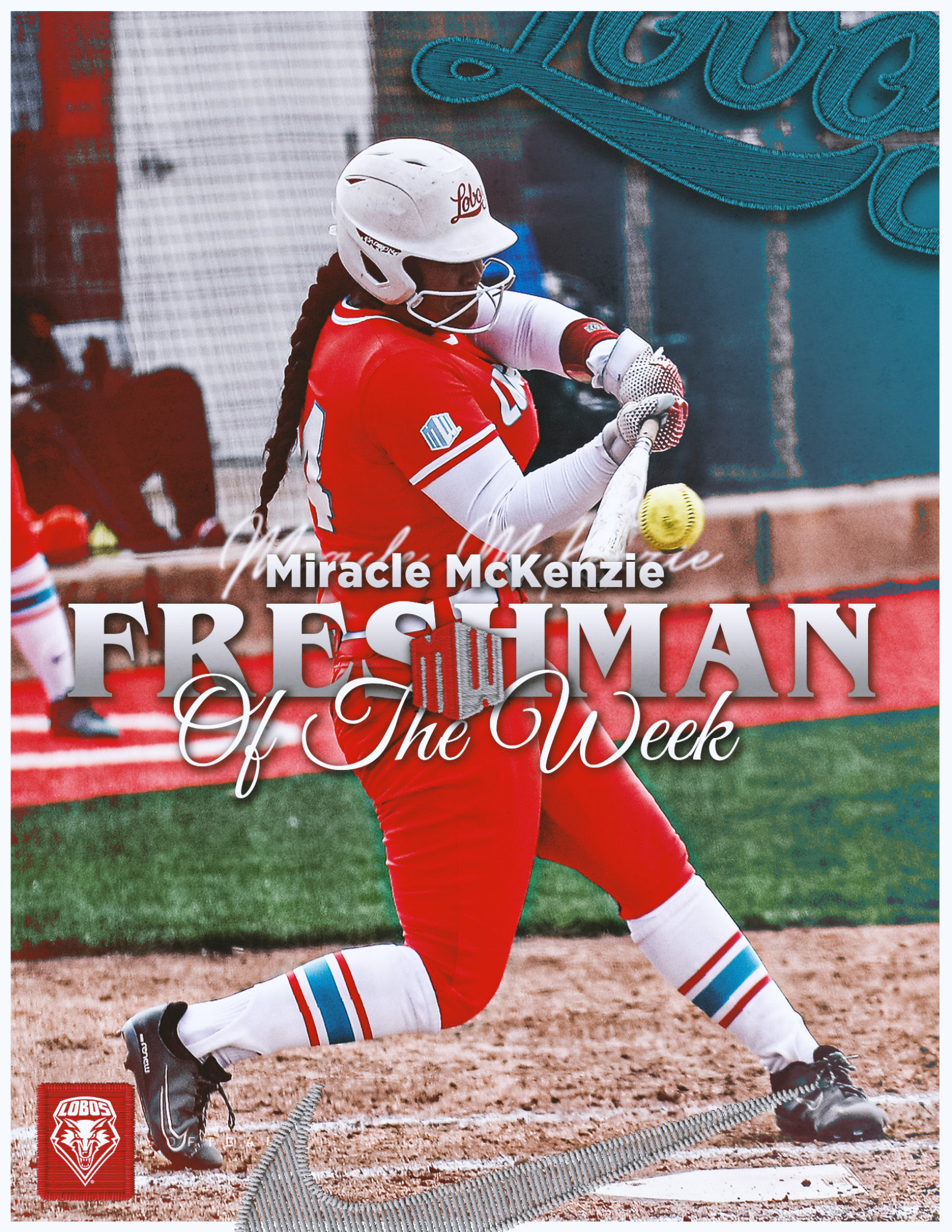
FRESHMAN

*Of The Week*



SOFTBALL





*Miracle McKenzie*  
Miracle McKenzie

# FRESHMAN

*Of The Week*



OFFICIAL





Jessica DeLeon

# FRESHMAN

*Of The Week*







Natalie Fritz

# FRESHMAN

*Of The Week*



SOFTBALL







LOBO SOFTBALL

# FIRST *Player*

to have **5 hits**  
in a game and go  
**5-5** in a game  
**IN PROGRAM HISTORY**

*Jessica DeLeon*

*Jessica DeLeon*



**NUMERICAL ROSTER**

| #  | NAME                  | POS   | HT   | YR     | B/T | HOMETOWN (PREVIOUS SCHOOL)                    |
|----|-----------------------|-------|------|--------|-----|---|
| 00 | DeNae Vasquez-Dickson | OF    | 5-4  | So.    | L/L | Grapevine, Texas (Colleyville Heritage HS)    |
| 1  | Gabrielle Briones     | UTIL  | 5-3  | So.    | R/R | Mesquite, Texas (Mesquite HS)                 |
| 2  | Caprice Barela        | P     | 5-6  | Fr.    | L/R | Las Cruces, N.M. (Centennial HS)              |
| 3  | Ella Dawson           | P     | 5-9  | Fr.    | R/R | Aldie, Va. (John Champe HS)                   |
| 4  | Ava Castillo          | OF    | 5-4  | Fr.    | L/R | Mansfield, Texas (Pantego Christian Academy)  |
| 5  | Lexi Atcitty          | P     | 6-0  | RS-So. | L/L | Lehi, Utah (BYU)                              |
| 7  | Ashley Archuleta      | INF   | 5-4  | Sr.    | L/R | Rio Rancho, N.M. (Cleveland HS)               |
| 8  | Katherine Brunner     | INF   | 5-7  | So.    | R/R | Katy, Texas (James E. Taylor HS)              |
| 9  | Jewels Hanawahine     | UTIL  | 5-9  | So.    | R/R | Waimanalo, Hawai'i (Kamehameha Kapalama)      |
| 10 | Allie Williams        | OF    | 5-5  | Fr.    | R/R | Houston, Texas (Episcopal HS)                 |
| 11 | Adelaide Haack        | UTIL  | 5-7  | Fr.    | R/R | Oklahoma City, Okla. (Westmoore HS)           |
| 12 | Alina Ortiz           | P     | 5-6  | So.    | R/R | Corona, Calif. (Centennial HS)                |
| 13 | Mya Pacheco           | INF   | 5-3  | Fr.    | R/R | Rio Rancho, N.M. (V. Sue Cleveland HS)        |
| 16 | Brooke Umali          | P     | 5-3  | So.    | L/L | Burlingame, Calif. (Aragon HS)                |
| 18 | Grace Rana            | C     | 5-6  | Jr.    | R/R | Queen Creek, Ariz. (Queen Creek HS)           |
| 20 | Emma Bramson          | INF   | 5-7  | Sr.    | R/R | Valencia, Calif. (Valencia HS)                |
| 21 | Taylor Morgan         | OF    | 5-6  | Jr.    | R/R | Gallup, N.M. (Trinidad State College)         |
| 23 | McKenna Guest         | P     | 5-6  | So.    | R/R | Pattonville, Texas (Prairiland HS)            |
| 24 | Georgia Heathcock     | UTIL  | 5-8  | Jr.    | R/R | Little Elm, Texas (UC San Diego)              |
| 25 | Nova Montes           | P     | 5-8  | Jr.    | R/R | Covina, Calif. (Paris Junior College)         |
| 26 | Jasmyn Lloyd          | UTIL  | 5-4  | Fr.    | R/R | Grand Prairie, Texas (South Grand Prairie HS) |
| 27 | Hayden Luderer        | UTIL  | 5-5  | So.    | R/R | Thousand Oaks, Calif. (Louisville HS)         |
| 28 | Jessica DeLeon        | C/INF | 5-7  | Fr.    | L/L | San Marcos, Texas (San Marcos HS)             |
| 33 | Sydney Carithers      | C/INF | 5-6  | Sr.    | R/R | Fort Worth, Texas (Stephen F. Austin)         |
| 34 | Miracle McKenzie      | INF   | 5-10 | Fr.    | R/R | Long Beach, Calif. (St. Anthony HS)           |
| 38 | Keyannah Chavez       | OF    | 5-1  | Jr.    | L/L | Leander, Texas (Glen HS)                      |
| 44 | Natalie Fritz         | P     | 6-0  | Fr.    | R/R | Chandler, Ariz. (Basha HS)                    |
| 77 | Marina Tinari         | P/OF  | 5-4  | So.    | L/L | Castle Rock, Colo. (Florida Gulf Coast)       |

**COACHING STAFF**

|                                    |            |                    |
|------------------------------------|------------|--------------------|
| Head Coach: Nicole Dickson         | 3rd season | Eastern New Mexico |
| Assistant Coach: Morgan Spearman   | 3rd season | Angelo State       |
| Assistant Coach: Sophie Hannabas   | 2nd season | Stephen F. Austin  |
| Assistant Coach: Mackenzie Bennett | 1st season | Stephen F. Austin  |

**HOME****ARIZONA (2)**

Natalie Fritz, Grace Rana

**CALIFORNIA (6)**

Emma Bramson, Hayden Luderer, Miracle McKenzie, Nova Montes, Alina Ortiz, Brooke Umali

**COLORADO (1)**

Marina Tinari

**HAWAII (1)**

Jewels Hanawahine

**NEW MEXICO (4)**

Ashley Archuleta, Caprice Barela, Taylor Morgan, Mya Pacheco

**OKLAHOMA (1)**

Adelaide Haack

**TEXAS (11)**

Gabrielle Briones, Katherine Brunner, Sydney Carithers, Ava Castillo, Keyannah Chavez, Jessica DeLeon, McKenna Guest, Georgia Heathcock, Jasmyn Lloyd, Danae Vasquez-Dickson, Allie Williams

**UTAH (1)**

Lexi Atcitty

**VIRGINIA (1)**

Ella Dawson

**PRONUNCIATION GUIDE**

|    |                   |                   |
|----|-------------------|-------------------|
| 9  | Jewels HANAWAHINE | HA-nah-WHA-he-nay |
| 11 | Adelaide HAACK    | HAWK              |
| 16 | Brooke UMALI      | OOH-mall-e        |
| 18 | Grace RANA        | RAIN-ah           |
| 27 | Hayden LUDERER    | Lew-DUR-urr       |

**CLASS****SENIORS (3)**

|    |                  |     |
|----|------------------|-----|
| 7  | Ashley Archuleta | INF |
| 20 | Emma Bramson     | INF |
| 33 | Sydney Carithers | C   |

**JUNIORS (5)**

|    |                   |      |
|----|-------------------|------|
| 38 | Keyannah Chavez   | OF   |
| 24 | Georgia Heathcock | UTIL |
| 25 | Nova Montes       | P    |
| 21 | Taylor Morgan     | OF   |
| 18 | Grace Rana        | C    |

**SOPHOMORES (10)**

|    |                       |      |
|----|-----------------------|------|
| 5  | Lexi Atcitty (RS)     | p    |
| 1  | Gabrielle Briones     | INF  |
| 8  | Katherine Brunner     | INF  |
| 23 | McKenna Guest         | RHP  |
| 9  | Jewels Hanawahine     | INF  |
| 27 | Hayden Luderer        | UTIL |
| 12 | Alina Ortiz           | P    |
| 77 | Marina Tinari         | P/OF |
| 16 | Brooke Umali          | LHP  |
| 00 | DeNae Vasquez-Dickson | OF   |

**FRESHMEN (10)**

|    |                  |       |
|----|------------------|-------|
| 2  | Caprice Barela   | P     |
| 4  | Ava Castillo     | OF    |
| 3  | Ella Dawson      | P     |
| 28 | Jessica DeLeon   | C/INF |
| 44 | Natalie Fritz    | P     |
| 11 | Adelaide Haack   | UTIL  |
| 26 | Jasmyn Lloyd     | UTIL  |
| 34 | Miracle McKenzie | INF   |
| 13 | Mya Pacheco      | INF   |
| 10 | Allie Williams   | OF    |

**POSITIONAL BREAKDOWN****PITCHERS (8)**

|    |                |
|----|----------------|
| 2  | Caprice Barela |
| 3  | Ella Dawson    |
| 5  | Lexi Atcitty   |
| 12 | Alina Ortiz    |
| 16 | Brooke Umali   |
| 23 | McKenna Guest  |
| 25 | Nova Montes    |
| 44 | Natalie Fritz  |

**CATCHERS (1)**

18 Grace Rana

**CATCHER/INFIELDER (2)**

28 Jessica DeLeon

33 Sydney Carithers

**INFIELDERS (5)**

|    |                   |
|----|-------------------|
| 7  | Ashley Archuleta  |
| 8  | Katherine Brunner |
| 13 | Mya Pacheco       |
| 20 | Emma Bramson      |
| 34 | Miracle McKenzie  |

**OUTFIELDERS (5)**


|    |                       |
|----|-----------------------|
| 00 | DeNae Vasquez-Dickson |
| 4  | Ava Castillo          |
| 10 | Allie Williams        |
| 21 | Taylor Morgan         |
| 38 | Keyannah Chavez       |

**UTILITY (6)**

|    |                   |
|----|-------------------|
| 1  | Gabrielle Briones |
| 9  | Jewels Hanawahine |
| 11 | Adelaide Haack    |
| 24 | Georgia Heathcock |
| 26 | Jasmyn Lloyd      |
| 27 | Hayden Luderer    |

**PITCHER/OUTFIELDER (1)**

77 Marina Tinari



**DeNae Vasquez-Dickson**  
OF • 5-4 • SO. • L/L  
Grapevine, Texas



**Gabrielle Briones**  
UTIL • 5-3 • SO. • R/R  
Mesquite, Texas



**Caprice Barela**  
P • 5-6 • FR. • L/R  
Las Cruces, N.M.



**Ella Dawson**  
P • 5-9 • FR. • R/R  
Aldie, Va.



**Ava Castillo**  
OF • 5-4 • FR. • L/R  
Mansfield, Texas



**Lexi Atcitty**  
P • 6-0 • RS-SO. • L/L  
Lehi, Utah



**Ashley Archuleta**  
INF • 5-4 • SR. • L/R  
Rio Rancho, N.M.



**Katherine Brunner**  
INF • 5-7 • SO. • R/R  
Katy, Texas



**Jewels Hanawahine**  
UTIL • 5-9 • SO. • R/R  
Waimanalo, Hawai'i



**Allie Williams**  
OF • 5-5 • FR. • R/R  
Houston, Texas



**Adelaide Haack**  
UTIL • 5-7 • FR. • R/R  
Oklahoma City, Okla.



**Alina Ortiz**  
P • 5-6 • SO. • R/R  
Corona, Calif.



**Mya Pacheco**  
INF • 5-3 • SR. • R/R  
Rio Rancho, N.M.




**Brooke Umali**  
P • 5-3 • SO. • L/L  
Burlingame, Calif.




**Grace Rana**  
C • 5-6 • JR. • R/R  
Queen Creek, Ariz.



**Emma Bramson**  
INF • 5-7 • SR. • R/R  
Valencia, Calif.



**Taylor Morgan**  
OF • 5-6 • JR. • R/R  
Gallup, N.M.



**McKenna Guest**  
P • 5-6 • SO. • R/R  
Pattonville, Texas



**Georgia Heathcock**  
UTIL • 5-8 • JR. • R/R  
Little Elm, Texas



**Nova Montes**  
P • 5-8 • JR. • R/R  
Covina, Calif.



**Jasmyyn Lloyd**  
UTIL • 5-4 • FR. • R/R  
Grand Prairie, Texas



**Hayden Luderer**  
UTIL • 5-5 • SO. • R/R  
Thousand Oaks, Calif.



**Jessica DeLeon**  
C/INF • 5-7 • FR. • L/L  
San Marcos, Texas



**Sydney Carithers**  
C/INF • 5-6 • SR. • R/R  
Fort Worth, Texas



**Miracle McKenzie**  
INF • 5-10 • FR. • R/R  
Long Beach, Calif.



**Keyannah Chavez**  
OF • 5-1 • JR. • L/L  
Leander, Texas



**Natalie Fritz**  
P • 6-0 • FR. • R/R  
Chandler, Ariz.



**Marina Tinari**  
P/OF • 5-4 • SO. • L/L  
Castle Rock, Colo.



**Nicole Dickson**  
Head Coach



**Morgan Spearman**  
Assistant Coach



**Sophie Hannabas**  
Assistant Coach



**Mackenzie Bennett**  
Assistant Coach



## HEAD COACH NICOLE DICKSON



Nicole Dickson enters her third season as head coach of the Lobo softball program in 2024-25. Hired on June 3, 2022, Dickson is the sixth head coach in program history.

The Lobos took significant statistical strides in her first year in Albuquerque, producing numbers that hadn't been achieved in several years. Of note, UNM's .299 batting average was the best since 2015 and tied the best average for the program in the last 11 years. The 399 hits and 231 runs scored were the most since 2015 and 2016, respectively, and the 214 RBI and .368 on-base percentage were the highest since 2015. The team's 14 triples were the most in a single season since 2010 and the Lobos' 40 stolen bases were the most since 2013. Defensively, the Lobos led the MW with 22 double plays, the most turned since 2015 and the four shutouts were the most since 2013.

Additionally, UNM jumped in the NCAA rankings from a season ago in eight categories: batting average (a ranking improvement of 86 spots), triples per game (88 spots), stolen bases per game (87 spots), runs (49 spots), on-base percentage (46 spots), slugging percentage (12 spots), shutouts (16 spots) and double plays turned (141 spots). The Lobos ranked 45th in batting average, 27th in double plays per game, 29th in triples per game, 68th in on-base percentage and 88th in slugging percentage.

It didn't take long to see the potential as with UNM's season-opening win over Nicholls, Dickson became just the second Lobo head coach in program history to win in their coaching debut, doing so with the largest margin of victory (12-3 in five innings). Three games later, Dickson and the Lobos made more history, beating No. 19 Oregon State 8-0 in five innings for UNM's first win over a ranked opponent since 2016 and UNM's first run-rule win over a ranked opponent since 2012.

During the season, Dickson guided the Lobos to their first series win over Nevada since 2015, UNM's 8-0 win over SJSU on March 25 was the first shutout against the Spartans since May 8, 2015, and the 12 runs scored against CSU on April 16 were the most runs the Lobos have scored against the Rams since April 15, 2016. In the March 19th win at Utah State, the Lobos finished with 18 hits, 15 runs and struck out 14 Aggies, with the 18 hits the most since 2018 and the 15 runs were the most since 2019. The 15 runs were the most against the Aggies since April 26, 2014, and the 14 strikeouts by Amber Linton were the most in a game by a Lobo since 2013.

Among the conference, UNM had players in the top four in the MW in batting average (Rachael Hathoot second at .396 and Peyton Robinson fourth at .380), two players in the top 5 in the MW in hits (Robinson fourth at 60 and Hathoot fifth at 59), two players in the top 2 in triples (Hathoot first at seven and Ashley Archuleta tied for second at 5) and had two MW Player of the Week, one Pitcher of the Week and two Freshman of the Week honors.

UNM produced two All-Mountain West First Team members in Archuleta and Hathoot, who each had their best seasons in a Lobo uniform.

Hathoot produced her best season as a Lobo with 59 hits, nine doubles, seven triples, 31 RBI, 91 total bases, 12 walks, 38 runs scored, a .396 batting average, .452 on-base percentage and .611 slugging percentage and her seven triples tied for the third most in a single season in program history, last done in 1998. Her 59 hits were more than her freshman and sophomore seasons combined, as were her total bases. Further, she had a career-best 15-game hit streak and career-best 20-game streak of reaching base, while also leading the team with 18 multiple hit games, five games with three hits and had seven multiple RBI games with a career-high five RBI against NMSU. Among the MW, the Lobo led the MW in triples and assists (114), was second in fielding double plays, second in batting average, fifth in hits, eighth in slugging percentage and total bases and ninth in on-base percentage. Archuleta finished with 43 hits, four doubles, five triples (tied for the ninth most in a single season in program history) and three home runs, 25 RBI and 66 total bases, had a .508 slugging percentage, .331 batting average and .401 on-base percentage. She finished her best season as a Lobo in terms of home runs, triples, batting average, slugging percentage and stolen bases.

In the circle, Amber Linton recorded a MW-best 164 strikeouts and set a program record in strikeouts per game at 7.24, besting her own program record of 6.97 she set in 2022. Her 14 complete games doubled her total from the previous year and she also registered 15 games with five or more strikeouts and three games with 10-plus strikeouts, an improvement over last season as well.

Nationally, Hathoot finished 53rd in the NCAA in batting average, fifth in triples and seventh in triples per game, Archuleta finished 28th in triples and 30th in triples per game, Robinson finished 30th in sacrifice bunts and Linton finished 58th in strikeouts.

"I am excited to have Nicole join the Lobo Family," said Vice President/Director of Athletics Eddie Nuñez at the time of her hire. "She has been highly successful at multiple levels, and she has a history of building programs. Her vision for what Lobo Softball can be, and how to build it, is what we need to bring our program to a championship level."

Prior to arriving at UNM, Dickson spent six seasons as the head coach at Stephen F. Austin, with the Ladyjacks surpassing 30 wins in four of five seasons and were on pace for another stellar result in the shortened 2020 season with a 19-4 record. Through her six seasons, Dickson compiled a 169-123 record and was named the 2021 Southland Conference Coach of the Year.

Under her leadership, SFA had 20 all-conference selections, as well as two hitter of the year and pitcher of the year selections, a player of the year and a freshman of the year.

"I am grateful for the opportunity to join UNM Athletics," Dickson stated upon her selection as the new Lobo head coach. "I really value, and aligned with, the core values and vision for the program. Both Eddie Nuñez and Deputy A.D. for External Affairs Dave Williams are all in, and are willing to support the student-athletes to have a quality experience and want to see softball be successful. I loved the community and coaches and the beautiful campus sells itself."

"I am excited to work with the student-athletes and develop a competitive, hard-working culture focused on getting better every day. The goal is to compete for championships and represent the campus and community positively on and off the field."

In her last season at SFA, the Ladyjacks went 18-6 in conference play and 31-27 overall, winning the Southwest Division and advancing to the WAC Tournament final as the No. 2 seed. The Ladyjacks had three players make the All-WAC team with Cassidy Wilbur claiming Pitcher of the Year. Wilbur struck out a conference-best 219 batters, holding the opposition to a .211 batting average while recording a WAC-high 37 appearances and tying the WAC lead in wins with 19. In her 18 complete games, she recorded a conference-high six shutouts.

Prior to that, the Ladyjacks won their second Southland Conference regular season title in 2021 with a 35-12 overall and 25-2 conference record, resulting in Dickson being selected Coach of the Year.

As a result of Dickson's and the Ladyjacks' success, three players were named to the 2021 NFCA All-Region Division I teams, with two first team selections and a third team selection. In addition, under her guidance, SFA had seven named to the all-conference teams that included the Southland Conference's Pitcher of the Year, Hitter of the Year and Player of the Year. Wilbur was also named Southland Conference Pitcher and Player of the Year in the league, the first time a Ladyjack has collected both honors simultaneously, as well as named a JWOS All-American Second Team.

Further, in 2021, the program set three program records. SFA's 25 league wins and just two conference losses were a program best, with the team setting another program record with 18 consecutive wins.

In the shortened 2020 season, Dickson and the Ladyjacks went 19-4 and set a program record with a then-13 consecutive wins with a NCAA Division I best nine true road wins. In the 2019, SFA went 36-23, compiling wins over Power Five programs Illinois, Mississippi State, Indiana and Baylor.

Before taking the helm at SFA, Dickson gained experience as the head coach at Tyler Junior College (2013-16) and a spent a year as the head coach at Paris Junior College (2012-13). Dickson got her start in coaching as a graduate assistant at Hardin-Simmons in 2008 before getting her first coaching job as an assistant coach at Howard College in 2010.

Dickson earned a B.S. in health and physical education from Eastern New Mexico in 2008 and earned a master's in sports management and kinesiology from Hardin-Simmons in 2009.

In addition, Coach Dickson's first win at SFA was against UNM (a 5-1 win on Feb. 17, 2017).



## HEAD COACH NICOLE DICKSON

## YEAR-BY-YEAR

| YEAR | SCHOOL            | OVERALL                         | CONFERENCE   |
|------|-------------------|---------------------------------|--------------|
| 2025 | New Mexico        | 20-25-1 (.446)                  | 5-11 (.313)  |
| 2024 | New Mexico        | 16-38 (.296)                    | 8-14 (.364)  |
| 2023 | New Mexico        | 19-31 (.380)                    | 6-16 (.273)  |
| 2022 | Stephen F. Austin | 31-27 (.534)                    | 18-6 (.750)  |
| 2021 | Stephen F. Austin | 35-12 (.745)                    | 25-2 (.926)  |
| 2020 | Stephen F. Austin | 19-4 (.826)                     | 3-0 (1.000)  |
| 2019 | Stephen F. Austin | 36-23 (.610)                    | 18-9 (.667)  |
| 2018 | Stephen F. Austin | 31-24 (.564)                    | 18-9 (.667)  |
| 2017 | Stephen F. Austin | 17-33 (.340)                    | 9-15 (.375)  |
| 2016 | Tyler JC          | 60-6 (.909)                     | 27-1 (.964)  |
| 2015 | Tyler JC          | 39-18 (.684)                    | 18-10 (.643) |
| 2014 | Tyler JC          | Hired to start softball program |              |
| 2013 | Paris JC          |                                 |              |
| 2012 | Paris JC          |                                 |              |

## COACHING HISTORY

2017-22: Stephen F. Austin, Head Coach  
 2013-16: Tyler Junior College, Head Coach  
 2012-13: Paris Junior College, Head Coach  
 2010-12: Howard College, Assistant Coach  
 2008-09: Hardin-Simmons, Graduate Assistant

## COACH DICKSON UNM RECORDS

| OPPONENT              | Series | H   | A   | N     |
|-----------------------|--------|-----|-----|-------|
| Abilene Christian     | 0-2    |     | 0-2 |       |
| Alabama State         | 2-0    |     |     | 2-0   |
| Arizona State         | 0-1    |     | 0-1 |       |
| Boise State           | 2-6    | 1-4 | 1-2 |       |
| Buffalo               | 3-0    |     |     | 3-0   |
| Cal                   | 0-1    |     |     | 0-1   |
| Cal State Bakersfield | 2-0    | 2-0 |     |       |
| Charlotte             | 1-0    |     |     | 1-0   |
| Chattanooga           | 0-1    |     |     | 0-1   |
| Cleveland State       | 0-1    |     |     | 0-1   |
| Colorado State        | 3-4    | 3-2 | 0-2 |       |
| Creighton             | 1-0    |     |     | 1-0   |
| Fordham               | 0-1    |     |     | 0-1   |
| Fresno State          | 2-7    | 2-1 | 0-6 |       |
| Grand Canyon          | 0-2    |     | 0-2 |       |
| Hawaii'i              | 1-1    |     | 1-1 |       |
| Houston               | 1-2    |     | 0-2 | 1-0   |
| Houston Christian     | 2-1    |     | 2-0 | 0-1   |
| Louisiana             | 0-1    |     | 0-1 |       |
| LSU                   | 0-2    |     | 0-2 |       |
| Manhattan             | 1-0    |     |     | 1-0   |
| Marist                | 2-0    |     |     | 2-0   |
| McNeese               | 0-1    |     | 0-1 |       |
| Minnesota             | 0-1    |     |     | 0-1   |
| Mississippi State     | 0-2    |     | 0-2 |       |
| Montana               | 1-0    |     |     | 1-0   |
| Nebraska              | 0-2    |     |     | 0-2   |
| Nevada                | 2-4    | 2-1 | 0-3 |       |
| New Mexico State      | 1-5    | 1-1 | 0-4 |       |
| Nicholls              | 1-0    |     | 1-0 |       |
| North Dakota          | 1-1    |     |     | 1-1   |
| North Texas           | 0-2    |     | 0-2 |       |
| Northwestern State    | 1-0    |     |     | 1-0   |
| Oklahoma State        | 0-1    |     |     | 0-1   |
| Oregon State          | 1-1    |     |     | 1-1   |
| Pacific               | 0-1    |     |     | 0-1   |
| Penn                  | 1-0    |     |     | 1-0   |
| Sam Houston           | 0-1    |     | 0-1 |       |
| San Diego             | 1-0    |     |     | 1-0   |
| San Diego State       | 0-8    | 0-2 | 0-6 |       |
| San José State        | 5-4    | 4-2 | 1-2 |       |
| Santa Clara           | 0-1    |     |     | 0-1   |
| St. John's            | 0-0-1  |     |     | 0-0-1 |
| St. Joseph's          | 2-0    |     |     | 2-0   |
| St. Thomas            | 1-1    |     |     | 1-1   |
| Stephen F. Austin     | 1-1    |     |     | 1-1   |
| Tarleton State        | 0-1    |     | 0-1 |       |
| Tennessee State       | 1-0    |     |     | 1-0   |
| Texas A&M- CC         | 1-0    |     |     | 1-0   |
| Texas Southern        | 2-0    |     |     | 2-0   |
| Texas State           | 0-2    |     | 0-2 |       |
| Texas Tech            | 0-6    | 0-1 | 0-4 | 0-1   |
| Toledo                | 1-0    |     |     | 1-0   |
| UConn                 | 0-1    |     |     | 0-1   |
| UC San Diego          | 1-0    |     | 1-0 |       |
| UNLV                  | 1-4    | 1-2 | 0-2 |       |
| Utah State            | 4-4    | 3-0 | 1-4 |       |
| UTEP                  | 2-5    | 2-2 | 0-3 |       |
| Washington            | 0-1    |     |     | 0-1   |

## RANKED WINS AT UNM

No. 19 Oregon State 8-0 (5) 2/11/23

## OVERALL RANKED WINS

No. 16 Indiana 1-0 3/1/19  
 No. 24 Mississippi St. 1-0 2/10/19  
 No. 25 Illinois 7-2 2/23/19  
 No. 19 Oregon State 8-0 (5) 2/11/23

## COACH DICKSON ALL-TIME RECORDS

| OPPONENT                  | Series    | H     | A      | N       |
|---------------------------|-----------|-------|--------|---------|
| Abilene Christian         | 9-11      | 2-4   | 7-7    |         |
| Alabama State             | 2-0       |       |        | 2-0     |
| Arizona State             | 0-1       |       | 0-1    |         |
| Arkansas-Pine Bluff       | 1-0       |       |        | 1-0     |
| Austin Peay               | 1-0       |       |        | 1-0     |
| Baylor                    | 1-3       | 0-1   | 1-2    |         |
| Belmont                   | 1-0       |       |        | 1-0     |
| Boise State               | 2-6       | 1-4   | 1-2    |         |
| Bowling Green             | 0-1       |       |        | 0-1     |
| Buffalo                   | 3-0       |       |        | 3-0     |
| Butler                    | 1-1       |       |        | 1-1     |
| Cal                       | 0-1       |       |        | 0-1     |
| Cal State Bakersfield     | 2-0       | 2-0   |        |         |
| Central Arkansas          | 6-6       | 2-1   | 4-4    | 0-1     |
| Charlotte                 | 1-0       |       |        | 1-0     |
| Chattanooga               | 0-1       |       |        | 0-1     |
| Cleveland State           | 0-1       |       |        | 0-1     |
| Colorado State            | 3-4       | 3-2   | 0-2    |         |
| Coppin State              | 1-0       |       |        | 1-0     |
| Creighton                 | 1-0       |       |        | 1-0     |
| Drake                     | 1-0       |       |        | 1-0     |
| Evansville                | 0-1       |       |        | 0-1     |
| Fordham                   | 0-1       |       |        | 0-1     |
| Fresno State              | 2-7       | 2-1   | 0-6    |         |
| Georgia State             | 0-1       |       |        | 0-1     |
| Grambling State           | 1-0       |       |        | 1-0     |
| Grand Canyon              | 1-3       |       | 0-2    | 1-2     |
| Hawai'i                   | 1-1       |       | 1-1    |         |
| Hofstra                   | 1-0       |       |        | 1-0     |
| Houston                   | 1-4       |       | 0-4    | 1-0     |
| Houston Baptist (now HCU) | 12-3      | 7-2   | 5-0    | 0-1     |
| Illinois                  | 1-0       |       |        | 1-0     |
| Illinois State            | 0-1       |       |        | 0-1     |
| Incarinate Word           | 11-1      | 2-1   | 9-0    |         |
| Indiana                   | 1-0       |       |        | 1-0     |
| Jackson State             | 3-0       | 1-0   |        | 2-0     |
| Jacksonville              | 1-1       |       |        | 1-1     |
| Jacksonville St.          | 1-0       |       |        | 1-0     |
| Kansas                    | 0-3       |       |        | 0-3     |
| Kent State                | 1-0       |       |        | 1-0     |
| Lamar                     | 15-6      | 7-5   | 8-1    |         |
| Louisiana                 | 0-3       |       | 0-3    |         |
| Louisiana-Monroe          | 6-3       | 1-1   | 4-2    | 1-0     |
| LSU                       | 0-6       |       | 0-6    |         |
| Louisiana Tech            | 2-4       | 2-1   | 0-2    | 0-1     |
| Manhattan                 | 1-0       |       |        | 1-0     |
| Marist                    | 2-0       |       |        | 2-0     |
| Maryland                  | 1-0       |       |        | 1-0     |
| McNeese                   | 4-10      | 4-3   | 0-5    | 0-2     |
| Memphis                   | 3-0       | 2-0   |        | 1-0     |
| Middle Tennessee          | 4-0       | 1-0   |        | 3-0     |
| Minnesota                 | 0-1       |       |        | 0-1     |
| Mississippi State         | 1-5       |       | 1-5    |         |
| Mississippi Valley        | 2-1       |       |        | 2-1     |
| Missouri                  | 0-1       |       | 0-1    |         |
| Missouri State            | 1-5       |       | 0-1    | 1-4     |
| Montana                   | 1-0       |       |        | 1-0     |
| Nebraska                  | 0-2       |       |        | 0-2     |
| Nevada                    | 2-4       | 2-1   | 0-3    |         |
| New Mexico                | 2-0       |       |        | 2-0     |
| New Mexico State          | 1-5       | 1-1   | 0-4    |         |
| Nicholls                  | 5-5       | 4-2   | 1-3    |         |
| North Dakota              | 1-1       |       |        | 1-1     |
| North Texas               | 0-6       |       | 0-6    |         |
| Northern Iowa             | 2-0       |       |        | 2-0     |
| Northwestern State        | 9-3       | 6-3   | 1-0    | 2-0     |
| Oklahoma State            | 0-1       |       |        | 0-1     |
| Ole Miss                  | 0-3       |       | 0-3    |         |
| Oregon                    | 0-1       |       |        | 0-1     |
| Oregon State              | 1-1       |       |        | 1-1     |
| Pacific                   | 0-1       |       |        | 0-1     |
| Penn                      | 1-0       |       |        | 1-0     |
| Pitt                      | 0-1       |       |        | 0-1     |
| Prairie View              | 6-0       | 2-0   | 4-0    |         |
| Purdue                    | 2-0       |       |        | 2-0     |
| Sam Houston State         | 13-7      | 5-1   | 8-5    | 0-1     |
| San Diego                 | 1-0       |       |        | 1-0     |
| San Diego State           | 0-8       | 0-2   | 0-6    |         |
| San José State            | 5-4       | 4-2   | 1-2    |         |
| Santa Clara               | 0-1       |       |        | 0-1     |
| Seattle                   | 2-0       |       |        | 2-0     |
| South Alabama             | 2-3       |       | 2-3    |         |
| South Dakota State        | 0-1       |       |        | 0-1     |
| Southeastern La.          | 1-3       |       | 1-2    | 0-1     |
| Southern                  | 3-0       |       |        | 3-0     |
| Southern Illinois         | 0-1       |       |        | 0-1     |
| Southern Miss             | 1-1       |       | 1-1    |         |
| St. John's                | 0-0-1     |       |        | 0-0-1   |
| St. Joseph's              | 2-0       |       |        | 2-0     |
| St. Thomas                | 1-1       |       |        | 1-1     |
| Stephen F. Austin         | 1-1       |       |        | 1-1     |
| Syracuse                  | 0-1       |       |        | 0-1     |
| Tarleton State            | 6-3       | 2-1   | 3-1    | 1-1     |
| Tennessee State           | 1-0       |       |        | 1-0     |
| Tennessee Tech            | 1-1       |       |        | 1-1     |
| Texas Arlington           | 2-3       | 1-1   | 1-2    |         |
| Texas A&M                 | 0-5       |       | 0-5    |         |
| Texas A&M-CC              | 9-1       | 3-0   | 5-1    | 1-0     |
| Texas Southern            | 10-0      | 3-0   | 4-0    | 3-0     |
| Texas State               | 0-2       |       | 0-2    |         |
| Texas Tech                | 0-7       | 0-1   | 0-4    | 0-2     |
| Toledo                    | 1-0       |       |        | 1-0     |
| UConn                     | 0-1       |       |        | 0-1     |
| UC San Diego              | 1-0       |       | 1-0    |         |
| UMKC                      | 0-2       |       |        | 0-2     |
| UNLV                      | 1-4       | 1-2   | 0-2    |         |
| USC Upstate               | 0-1       |       |        | 0-1     |
| UTEP                      | 2-5       | 2-2   | 0-3    |         |
| Utah State                | 4-4       | 3-0   | 1-4    |         |
| UT Martin                 | 1-0       |       |        | 1-0     |
| Valparaiso                | 1-0       |       |        | 1-0     |
| Washington                | 0-1       |       |        | 0-1     |
| Western Kentucky          | 0-2       |       |        | 0-2     |
| Western Michigan          | 3-0       |       |        | 3-0     |
|                           | 224-217-1 | 78-45 | 75-119 | 71-53-1 |

## SERIES HISTORY

### NEVADA SERIES RECORD: 9-26

|         |   |          |
|---------|---|----------|
| 2/14/04 | L | 6-5      |
| 3/13/11 | L | 12-5     |
| 4/19/13 | L | 9-6      |
| 4/20/13 | L | 6-4      |
| 4/21/13 | L | 10-1 (6) |
| 3/28/14 | L | 13-5 (5) |
| 3/29/14 | L | 8-0 (6)  |
| 3/30/14 | L | 3-1      |
| 4/2/15  | W | 4-3      |
| 4/3/15  | W | 6-5      |
| 4/4/15  | L | 7-4      |
| 4/1/16  | L | 5-1      |
| 4/2/16  | L | 4-0      |
| 4/3/16  | W | 3-2      |
| 4/7/17  | L | 10-2 (6) |
| 4/8/17  | L | 8-2      |
| 4/9/17  | W | 9-6      |
| 3/24/18 | L | 16-8 (6) |
| 3/24/18 | W | 7-6      |
| 3/25/18 | L | 21-7 (5) |
| 3/29/19 | L | 7-1      |
| 3/30/19 | L | 11-6     |
| 3/31/19 | L | 21-1 (5) |
| 4/10/21 | W | 12-4 (5) |
| 4/10/21 | L | 8-7      |
| 4/11/21 | L | 7-0      |
| 4/22/22 | L | 7-3      |
| 4/23/22 | L | 6-5      |
| 4/24/22 | W | 6-3      |
| 4/28/23 | W | 4-3 (8)  |
| 4/29/23 | W | 6-3      |
| 4/30/23 | L | 13-8     |
| 3/28/24 | L | 5-4      |
| 3/28/24 | L | 8-2      |
| 3/29/24 | L | 10-0 (5) |

## STAT COMPARISON

### UNM

### NEV

#### OFFENSE

|             |           |           |
|-------------|-----------|-----------|
| AVG.        | .277      | .315      |
| OB %        | .364      | .393      |
| SLG%        | .387      | .518      |
| RUNS   AVG. | 195   4.2 | 260   5.7 |
| HITS   AVG. | 338   7.3 | 385   8.4 |
| BB   AVG.   | 141   3.1 | 137   3.0 |
| RBI         | 184       | 238       |
| HR          | 16        | 49        |
| SB-ATT      | 11-17     | 86-102    |

#### PITCHING

|           |           |           |
|-----------|-----------|-----------|
| ERA       | 3.79      | 2.88      |
| SO   AVG. | 245   5.8 | 262   6.1 |
| BB   AVG. | 137   3.2 | 152   3.5 |
| OPP. AVG. | .277      | .235      |

#### FIELDING

|       |      |      |
|-------|------|------|
| DP    | 11   | 12   |
| FLD % | .964 | .968 |

#### UNM WHEN HOME/AWAY/NEUTRAL

| STAT  | HOME (9) | AWAY (21) | NEUTRAL (16) |
|-------|----------|-----------|--------------|
| RUNS  | 32       | 59        | 104          |
| Opp   | 42       | 116       | 43           |
| BAVG. | .305     | .243      | .311         |
| Opp   | .307     | .299      | .227         |
| HITS  | 69       | 142       | 127          |
| Opp   | 79       | 164       | 90           |
| HR    | 3        | 5         | 8            |
| SO    | 24       | 112       | 48           |
| Opp   | 42       | 84        | 119          |
| BB    | 25       | 58        | 58           |
| Opp   | 25       | 74        | 38           |
| ERA   | 3.56     | 4.99      | 2.33         |
| Opp   | 3.75     | 2.23      | 5.80         |

## BY MONTH

### BATTING

| MONTH | AVG. | G  | AB   | R   | H   | 2B | 3B | HR | RBI | TB  | SLG% | BB  | SO  | OB%  | SF | SH | SB | SBA |
|-------|------|----|------|-----|-----|----|----|----|-----|-----|------|-----|-----|------|----|----|----|-----|
| Feb.  | .255 | 19 | 498  | 88  | 127 | 20 | 5  | 6  | 80  | 175 | .351 | 61  | 92  | .357 | 4  | 17 | 5  | 8   |
| March | .286 | 15 | 392  | 63  | 112 | 27 | 2  | 8  | 61  | 167 | .426 | 48  | 43  | .369 | 4  | 7  | 5  | 7   |
| April | .301 | 12 | 329  | 44  | 99  | 19 | 3  | 2  | 43  | 130 | .395 | 32  | 49  | .369 | 6  | 14 | 1  | 2   |
| May   |      |    |      |     |     |    |    |    |     |     |      |     |     |      |    |    |    |     |
| TOT   | .277 | 46 | 1219 | 195 | 338 | 66 | 10 | 16 | 184 | 472 | .387 | 141 | 184 | .364 | 14 | 38 | 11 | 17  |

### PITCHING

| Month | ERA  | W-L   | G  | CG | SHO | SV | IP    | H   | R   | ER  | SO  | BB  | 2B | 3B | HR | AVG. | WP | HBP |
|-------|------|-------|----|----|-----|----|-------|-----|-----|-----|-----|-----|----|----|----|------|----|-----|
| Feb.  | 3.56 | 8-10  | 19 | 3  | 3/1 | 1  | 122.0 | 128 | 74  | 62  | 120 | 63  | 18 | 4  | 11 | .264 | 7  | 7   |
| March | 3.14 | 9-6   | 15 | 7  | 4/1 | 1  | 96.0  | 95  | 58  | 43  | 72  | 43  | 16 | 1  | 10 | .249 | 7  | 6   |
| April | 4.92 | 3-9   | 12 | 1  | 0/0 | 2  | 79.2  | 110 | 69  | 56  | 53  | 31  | 20 | 6  | 9  | .326 | 4  | 8   |
| May   |      |       |    |    |     |    |       |     |     |     |     |     |    |    |    |      |    |     |
| TOT   | 3.79 | 20-25 | 46 | 11 | 7/2 | 4  | 297.2 | 333 | 201 | 161 | 245 | 137 | 54 | 11 | 30 | .277 | 18 | 21  |

### 2025 MW PLAYERS OF THE WEEK

| PLAYER OF THE WEEK | PITCHER OF THE WEEK      | FRESHMAN OF THE WEEK        |
|--------------------|--------------------------|-----------------------------|
|                    | McKenna Guest - March 10 | Natalie Fritz - March 10    |
|                    |                          | Miracle McKenzie - March 17 |
|                    |                          | Jessica DeLeon - April 7    |
|                    |                          | Natalie Fritz - April 14    |



**GAME-BY-GAME STARTERS**

BY POSITION

| DATE | OPPONENT                 | SP      | C         | 1B       | 2B         | SS         | 3B         | LF           | CF           | RF           | DP        |
|------|--------------------------|---------|-----------|----------|------------|------------|------------|--------------|--------------|--------------|-----------|
| 2/6  | Texas A&M-Corpus Christi | Guest   | Carithers | McKenzie | Archuleta  | Bramson    | Brunner    | Vas.-Dickson | Luderer      | Chavez       | Williams  |
| 2/6  | Sam Houston              | Tinari  | Carithers | McKenzie | Archuleta  | Bramson    | Brunner    | Vas.-Dickson | Luderer      | Chavez       | Williams  |
| 2/7  | Houston Christian        | Guest   | Carithers | McKenzie | Archuleta  | Bramson    | Hanawahine | Chavez       | Vas.-Dickson | Williams     | DeLeon    |
| 2/7  | Houston                  | Atcitty | DeLeon    | McKenzie | Archuleta  | Bramson    | Carithers  | Chavez       | Vas.-Dickson | Williams     | Tinari    |
| 2/8  | Houston Christian        | Atcitty | DeLeon    | McKenzie | Archuleta  | Bramson    | Carithers  | Chavez       | Vas.-Dickson | Williams     | Dawson    |
| 2/8  | Houston                  | Guest   | Carithers | McKenzie | Archuleta  | Bramson    | Hanawahine | Chavez       | Vas.-Dickson | Williams     | DeLeon    |
| 2/9  | St. John's               | Fritz   | Carithers | McKenzie | Archuleta  | Hanawahine | Bramson    | Chavez       | Vas.-Dickson | Williams     | DeLeon    |
| 2/14 | Fordham                  | Guest   | DeLeon    | McKenzie | Archuleta  | Bramson    | Carithers  | Chavez       | Luderer      | Vas.-Dickson | Williams  |
| 2/14 | St. Thomas               | Atcitty | Carithers | Bramson  | Pacheco    | Brunner    | Hanawahine | Chavez       | Vas.-Dickson | Williams     | DeLeon    |
| 2/15 | Texas State              | Tinari  | Carithers | DeLeon   | Pacheco    | Brunner    | Bramson    | Chavez       | Luderer      | Vas.-Dickson | Williams  |
| 2/15 | St. Thomas               | Fritz   | Carithers | Bramson  | Archuleta  | Brunner    | Hanawahine | Chavez       | Vas.-Dickson | Williams     | DeLeon    |
| 2/16 | Texas State              | Guest   | DeLeon    | McKenzie | Archuleta  | Brunner    | Bramson    | Chavez       | Vas.-Dickson | Williams     | Pacheco   |
| 2/21 | North Dakota             | Guest   | DeLeon    | McKenzie | Archuleta  | Brunner    | Carithers  | Vas.-Dickson | Luderer      | Williams     | Chavez    |
| 2/22 | Texas Southern           | Fritz   | Carithers | McKenzie | Archuleta  | Brunner    | Heathcock  | Vas.-Dickson | Luderer      | Williams     | DeLeon    |
| 2/22 | North Dakota             | Atcitty | Carithers | McKenzie | Archuleta  | Brunner    | Hanawahine | Vas.-Dickson | Luderer      | Williams     | DeLeon    |
| 2/23 | Texas Southern           | Tinari  | DeLeon    | McKenzie | Archuleta  | Brunner    | Carithers  | Vas.-Dickson | Luderer      | Williams     | Dawson    |
| 2/23 | Tarleton State           | Fritz   | Carithers | McKenzie | Archuleta  | Brunner    | Luderer    | Chavez       | Vas.-Dickson | Williams     | DeLeon    |
| 2/28 | Northwestern State       | Guest   | DeLeon    | McKenzie | Archuleta  | Brunner    | Carithers  | Vas.-Dickson | Luderer      | Williams     | Dawson    |
| 2/28 | Mississippi State        | Fritz   | Carithers | McKenzie | Hanawahine | Brunner    | Heathcock  | Vas.-Dickson | Luderer      | Williams     | DeLeon    |
| 3/1  | Mississippi State        | Guest   | DeLeon    | McKenzie | Carithers  | Brunner    | Bramson    | Vas.-Dickson | Luderer      | Williams     | Dawson    |
| 3/1  | Alabama State            | Fritz   | DeLeon    | McKenzie | Bramson    | Brunner    | Carithers  | Vas.-Dickson | Luderer      | Williams     | Archuleta |
| 3/2  | Alabama State            | Guest   | DeLeon    | McKenzie | Bramson    | Brunner    | Carithers  | Vas.-Dickson | Luderer      | Williams     | Archuleta |
| 3/6  | Saint Joseph's           | Guest   | DeLeon    | McKenzie | Carithers  | Brunner    | Bramson    | Vas.-Dickson | Luderer      | Williams     | Archuleta |
| 3/7  | San Diego                | Fritz   | DeLeon    | McKenzie | Carithers  | Brunner    | Bramson    | Vas.-Dickson | Luderer      | Williams     | Archuleta |
| 3/7  | UPenn                    | Guest   | DeLeon    | McKenzie | Carithers  | Brunner    | Bramson    | Vas.-Dickson | Luderer      | Williams     | Chavez    |
| 3/8  | Saint Joseph's           | Atcitty | DeLeon    | McKenzie | Carithers  | Brunner    | Bramson    | Vas.-Dickson | Luderer      | Williams     | Archuleta |
| 3/11 | New Mexico State         | Fritz   | DeLeon    | McKenzie | Carithers  | Brunner    | Bramson    | Vas.-Dickson | Luderer      | Williams     | Archuleta |
| 3/14 | San José State           | Guest   | DeLeon    | McKenzie | Carithers  | Brunner    | Bramson    | Vas.-Dickson | Luderer      | Williams     | Archuleta |
| 3/15 | San José State           | Fritz   | DeLeon    | McKenzie | Bramson    | Brunner    | Carithers  | Vas.-Dickson | Luderer      | Williams     | Archuleta |
| 3/16 | San José State           | Guest   | DeLeon    | McKenzie | Bramson    | Brunner    | Carithers  | Vas.-Dickson | Luderer      | Williams     | Archuleta |
| 3/21 | San Diego State          | Fritz   | DeLeon    | McKenzie | Bramson    | Brunner    | Carithers  | Vas.-Dickson | Luderer      | Williams     | Archuleta |
| 3/22 | San Diego State          | Guest   | DeLeon    | McKenzie | Bramson    | Brunner    | Carithers  | Vas.-Dickson | Luderer      | Williams     | Archuleta |
| 3/23 | San Diego State          | Fritz   | DeLeon    | McKenzie | Bramson    | Brunner    | Carithers  | Vas.-Dickson | Luderer      | Williams     | Archuleta |
| 3/25 | UC San Diego             | Guest   | DeLeon    | McKenzie | Carithers  | Bramson    | Luderer    | Williams     | Vas.-Dickson | Dawson       | Archuleta |
| 4/2  | Utah State               | Guest   | DeLeon    | McKenzie | Bramson    | Brunner    | Carithers  | Vas.-Dickson | Luderer      | Williams     | Archuleta |
| 4/2  | Utah State               | Guest   | DeLeon    | McKenzie | Bramson    | Brunner    | Carithers  | Vas.-Dickson | Luderer      | Williams     | Archuleta |
| 4/5  | Boise State              | Guest   | DeLeon    | McKenzie | Bramson    | Brunner    | Carithers  | Vas.-Dickson | Luderer      | Williams     | Archuleta |
| 4/6  | Boise State              | Umali   | DeLeon    | McKenzie | Bramson    | Brunner    | Carithers  | Vas.-Dickson | Luderer      | Williams     | Archuleta |
| 4/11 | Colorado State           | Guest   | DeLeon    | McKenzie | Bramson    | Hanawahine | Carithers  | Vas.-Dickson | Luderer      | Williams     | Archuleta |
| 4/12 | Colorado State           | Fritz   | DeLeon    | McKenzie | Carithers  | Bramson    | Luderer    | Chavez       | Vas.-Dickson | Williams     | Archuleta |
| 4/13 | Colorado State           | Guest   | DeLeon    | McKenzie | Carithers  | Bramson    | Luderer    | Chavez       | Vas.-Dickson | Williams     | Archuleta |
| 4/15 | UTEP                     | Barela  | DeLeon    | McKenzie | Bramson    | Hanawahine | Carithers  | Chavez       | Vas.-Dickson | Williams     | Archuleta |
| 4/17 | at Fresno State          | Guest   | DeLeon    | McKenzie | Bramson    | Brunner    | Carithers  | Vas.-Dickson | Luderer      | Williams     | Archuleta |
| 4/18 | at Fresno State          | Fritz   | DeLeon    | McKenzie | Hanawahine | Bramson    | Carithers  | Vas.-Dickson | Luderer      | Williams     | Archuleta |
| 4/19 | at Fresno State          | Guest   | DeLeon    | McKenzie | Hanawahine | Bramson    | Carithers  | Vas.-Dickson | Luderer      | Williams     | Archuleta |
| 4/22 | UTEP                     | Guest   | DeLeon    | McKenzie | Hanawahine | Bramson    | Carithers  | Vas.-Dickson | Luderer      | Williams     | Archuleta |
| 4/25 | Nevada                   |         |           |          |            |            |            |              |              |              |           |
| 4/26 | Nevada                   |         |           |          |            |            |            |              |              |              |           |
| 4/27 | Nevada                   |         |           |          |            |            |            |              |              |              |           |
| 5/1  | UNLV                     |         |           |          |            |            |            |              |              |              |           |
| 5/2  | UNLV                     |         |           |          |            |            |            |              |              |              |           |
| 5/3  | UNLV                     |         |           |          |            |            |            |              |              |              |           |

**BREAKDOWN**

| SP          | C              | 1B            | 2B             | SS             | 3B             | LF                | CF                | RF               | DP             |
|-------------|----------------|---------------|----------------|----------------|----------------|-------------------|-------------------|------------------|----------------|
| Guest (23)  | DeLeon (34)    | McKenzie (43) | Archuleta (16) | Brunner (30)   | Carithers (23) | Vas.-Dickson (31) | Luderer (33)      | Williams (41)    | Archuleta (25) |
| Fritz (13)  | Carithers (12) | Bramson (2)   | Bramson (14)   | Bramson (13)   | Bramson (10)   | Chavez (14)       | Vas.-Dickson (13) | Chavez (2)       | DeLeon (9)     |
| Atcitty (5) |                | DeLeon (1)    | Carithers (10) | Hanawahine (3) | Hanawahine (5) | Williams (1)      |                   | Vas.-Dickson (2) | Dawson (4)     |
| Tinari (3)  |                |               | Hanawahine (4) |                | Luderer (4)    |                   |                   | Dawson (1)       | Williams (4)   |
| Barela (1)  |                |               | Pacheco (2)    |                | Brunner (2)    |                   |                   |                  | Chavez (2)     |
| Umali (1)   |                |               |                |                | Heathcock (2)  |                   |                   |                  | Pacheco (1)    |
|             |                |               |                |                |                |                   |                   |                  | Tinari (1)     |

**GAME-BY-GAME STARTERS****BY BATTING ORDER**

| DATE | OPPONENT      | 1            | 2            | 3            | 4         | 5         | 6         | 7          | 8          | 9          |
|------|---------------|--------------|--------------|--------------|-----------|-----------|-----------|------------|------------|------------|
| 2/6  | A&M-CC        | Archuleta    | Vas.-Dickson | McKenzie     | Chavez    | Williams  | Carithers | Brunner    | Bramson    | Luderer    |
| 2/6  | Sam Houston   | Archuleta    | Vas.-Dickson | McKenzie     | Chavez    | Williams  | Brunner   | Bramson    | Carithers  | Tinari     |
| 2/7  | HCU           | Archuleta    | Vas.-Dickson | Chavez       | Williams  | McKenzie  | DeLeon    | Bramson    | Carithers  | Hanawahine |
| 2/7  | Houston       | Chavez       | Vas.-Dickson | Williams     | Archuleta | McKenzie  | DeLeon    | Tinari     | Carithers  | Bramson    |
| 2/8  | HCU           | Williams     | Vas.-Dickson | DeLeon       | Chavez    | Archuleta | McKenzie  | Dawson     | Carithers  | Bramson    |
| 2/8  | Houston       | Vas.-Dickson | Williams     | McKenzie     | DeLeon    | Archuleta | Chavez    | Carithers  | Bramson    | Hanawahine |
| 2/9  | St. John's    | Vas.-Dickson | Williams     | Archuleta    | DeLeon    | Chavez    | McKenzie  | Carithers  | Bramson    | Hanawahine |
| 2/14 | Fordham       | Vas.-Dickson | Williams     | Archuleta    | DeLeon    | McKenzie  | Chavez    | Carithers  | Bramson    | Luderer    |
| 2/14 | St. Thomas    | Vas.-Dickson | Chavez       | Williams     | DeLeon    | Brunner   | Pacheco   | Hanawahine | Bramson    | Carithers  |
| 2/15 | Texas State   | Vas.-Dickson | Chavez       | Williams     | DeLeon    | Brunner   | Pacheco   | Luderer    | Carithers  | Bramson    |
| 2/15 | St. Thomas    | Vas.-Dickson | Chavez       | Williams     | DeLeon    | Brunner   | Archuleta | Hanawahine | Bramson    | Carithers  |
| 2/16 | Texas State   | Vas.-Dickson | Pacheco      | Williams     | DeLeon    | Brunner   | McKenzie  | Archuleta  | Bramson    | Chavez     |
| 2/21 | North Dakota  | Archuleta    | Williams     | Vas.-Dickson | DeLeon    | Brunner   | Chavez    | McKenzie   | Carithers  | Luderer    |
| 2/22 | Texas So.     | Archuleta    | Vas.-Dickson | Williams     | DeLeon    | McKenzie  | Brunner   | Heathcock  | Carithers  | Luderer    |
| 2/22 | North Dakota  | Archuleta    | Vas.-Dickson | Williams     | DeLeon    | McKenzie  | Brunner   | Hanawahine | Carithers  | Luderer    |
| 2/23 | Texas So.     | Archuleta    | Vas.-Dickson | Williams     | DeLeon    | McKenzie  | Brunner   | Dawson     | Carithers  | Luderer    |
| 2/23 | Tarleton St.  | Archuleta    | Vas.-Dickson | Williams     | DeLeon    | McKenzie  | Brunner   | Chavez     | Carithers  | Luderer    |
| 2/28 | NW St.        | Archuleta    | Vas.-Dickson | Williams     | DeLeon    | Dawson    | Brunner   | McKenzie   | Carithers  | Luderer    |
| 2/28 | Miss. St.     | Vas.-Dickson | Williams     | DeLeon       | McKenzie  | Brunner   | Heathcock | Carithers  | Hanawahine | Luderer    |
| 3/1  | Miss. St.     | Vas.-Dickson | Williams     | DeLeon       | Dawson    | Brunner   | McKenzie  | Carithers  | Bramson    | Luderer    |
| 3/1  | Alabama St.   | Archuleta    | Vas.-Dickson | Williams     | DeLeon    | McKenzie  | Brunner   | Carithers  | Bramson    | Luderer    |
| 3/2  | Alabama St.   | Archuleta    | Vas.-Dickson | Williams     | McKenzie  | DeLeon    | Carithers | Brunner    | Bramson    | Luderer    |
| 3/6  | St. Joseph's  | Archuleta    | Vas.-Dickson | Williams     | DeLeon    | McKenzie  | Brunner   | Bramson    | Carithers  | Luderer    |
| 3/7  | San Diego     | Archuleta    | Vas.-Dickson | Williams     | DeLeon    | McKenzie  | Brunner   | Bramson    | Carithers  | Luderer    |
| 3/7  | UPenn         | Chavez       | Vas.-Dickson | Williams     | DeLeon    | McKenzie  | Brunner   | Bramson    | Carithers  | Luderer    |
| 3/8  | St. Joseph's  | Archuleta    | Vas.-Dickson | Williams     | DeLeon    | McKenzie  | Luderer   | Carithers  | Brunner    | Bramson    |
| 3/11 | NMSU          | Archuleta    | Vas.-Dickson | Williams     | DeLeon    | McKenzie  | Luderer   | Bramson    | Brunner    | Carithers  |
| 3/14 | San José St.  | Archuleta    | Vas.-Dickson | Williams     | DeLeon    | McKenzie  | Luderer   | Brunner    | Carithers  | Bramson    |
| 3/15 | San José St.  | Archuleta    | Vas.-Dickson | Williams     | DeLeon    | McKenzie  | Luderer   | Carithers  | Bramson    | Brunner    |
| 3/16 | San José St.  | Archuleta    | Vas.-Dickson | Williams     | DeLeon    | McKenzie  | Luderer   | Carithers  | Bramson    | Brunner    |
| 3/21 | San Diego St. | Archuleta    | Vas.-Dickson | Williams     | DeLeon    | McKenzie  | Luderer   | Carithers  | Bramson    | Brunner    |
| 3/22 | San Diego St. | Archuleta    | Vas.-Dickson | McKenzie     | DeLeon    | Williams  | Carithers | Bramson    | Brunner    | Luderer    |
| 3/23 | San Diego St. | Archuleta    | Vas.-Dickson | Williams     | McKenzie  | DeLeon    | Carithers | Luderer    | Bramson    | Brunner    |
| 3/25 | UC San Diego  | Archuleta    | Vas.-Dickson | McKenzie     | Williams  | DeLeon    | Carithers | Dawson     | Bramson    | Luderer    |
| 4/2  | Utah State    | Archuleta    | Vas.-Dickson | DeLeon       | Williams  | McKenzie  | Carithers | Bramson    | Brunner    | Luderer    |
| 4/2  | Utah State    | Archuleta    | Vas.-Dickson | DeLeon       | Williams  | McKenzie  | Brunner   | Luderer    | Carithers  | Bramson    |
| 4/5  | Boise State   | Archuleta    | Vas.-Dickson | DeLeon       | Williams  | McKenzie  | Luderer   | Brunner    | Carithers  | Bramson    |
| 4/6  | Boise State   | Archuleta    | Vas.-Dickson | DeLeon       | Williams  | McKenzie  | Luderer   | Brunner    | Carithers  | Bramson    |
| 4/11 | Colorado St.  | Archuleta    | Vas.-Dickson | DeLeon       | Williams  | McKenzie  | Bramson   | Luderer    | Carithers  | Hanawahine |
| 4/12 | Colorado St.  | Archuleta    | Vas.-Dickson | Williams     | McKenzie  | DeLeon    | Chavez    | Luderer    | Carithers  | Bramson    |
| 4/13 | Colorado St.  | Archuleta    | Vas.-Dickson | Williams     | Chavez    | McKenzie  | DeLeon    | Luderer    | Carithers  | Bramson    |
| 4/15 | UTEP          | Archuleta    | Vas.-Dickson | Chavez       | DeLeon    | Williams  | McKenzie  | Bramson    | Carithers  | Hanawahine |
| 4/17 | at Fresno St. | Archuleta    | Vas.-Dickson | Williams     | DeLeon    | McKenzie  | Luderer   | Carithers  | Bramson    | Brunner    |
| 4/18 | at Fresno St. | Archuleta    | Vas.-Dickson | Williams     | DeLeon    | McKenzie  | Luderer   | Carithers  | Bramson    | Hanawahine |
| 4/19 | at Fresno St. | Archuleta    | Vas.-Dickson | Williams     | DeLeon    | Carithers | Luderer   | McKenzie   | Bramson    | Hanawahine |
| 4/22 | UTEP          | Archuleta    | Vas.-Dickson | Williams     | DeLeon    | McKenzie  | Carithers | Luderer    | Bramson    | Hanawahine |
| 4/25 | Nevada        |              |              |              |           |           |           |            |            |            |
| 4/26 | Nevada        |              |              |              |           |           |           |            |            |            |
| 4/27 | Nevada        |              |              |              |           |           |           |            |            |            |
| 5/1  | UNLV          |              |              |              |           |           |           |            |            |            |
| 5/2  | UNLV          |              |              |              |           |           |           |            |            |            |
| 5/3  | UNLV          |              |              |              |           |           |           |            |            |            |

**BREAKDOWN****LEADOFF**

Archuleta (34)  
 Vasquez-Dickson (9)  
 Chavez (2)  
 Williams (1)

**2ND**

Vasquez-Dickson (36)  
 Williams (6)  
 Chavez (3)  
 Pacheco (1)

**3RD**

Williams (28)  
 DeLeon (8)  
 McKenzie (5)  
 Archuleta (2)  
 Chavez (2)  
 Vasquez-Dickson (1)

**CLEANUP**

DeLeon (29)  
 Williams (7)  
 Chavez (4)  
 McKenzie (4)  
 Archuleta (1)  
 Dawson (1)

**5TH**

McKenzie (26)  
 Brunner (7)  
 DeLeon (4)  
 Williams (4)  
 Archuleta (2)  
 Carithers (1)  
 Chavez (1)  
 Dawson (1)

**6TH**

Brunner (11)  
 Luderer (11)  
 Carithers (7)  
 McKenzie (5)  
 Chavez (4)  
 DeLeon (3)  
 Pacheco (2)  
 Archuleta (1)  
 Bramson (1)  
 Heathcock (1)

**7TH**

Carithers (12)  
 Bramson (9)  
 Luderer (7)  
 Brunner (5)  
 Dawson (3)  
 Hanawahine (3)  
 McKenzie (3)  
 Archuleta (1)  
 Chavez (1)  
 Heathcock (1)  
 Tinari (1)

**8TH**

Carithers (22)  
 Bramson (19)  
 Brunner (4)  
 Hanawahine (1)

**9TH**

Luderer (18)  
 Bramson (10)  
 Hanawahine (8)  
 Brunner (5)  
 Carithers (3)  
 Chavez (1)  
 Tinari (1)

NEW MEXICO OVERALL STATISTICS

Record: 20-25-1 Home: 5-4 Away: 3-18 Neutral: 12-3-1 MW: 5-11

| Player                | avg  | gp-gs | ab   | r   | h   | 2b | 3b | hr | rbi | tb  | slg% | bb  | hp | so  | gdp | ob%  | sf | sh | sb-att | po  | a   | e  | fld%  |
|-----------------------|------|-------|------|-----|-----|----|----|----|-----|-----|------|-----|----|-----|-----|------|----|----|--------|-----|-----|----|-------|
| 7 ARCHULETA, Ashley   | .412 | 45-41 | 131  | 36  | 54  | 12 | 5  | 1  | 17  | 79  | .603 | 21  | 6  | 14  | 0   | .509 | 1  | 0  | 2-4    | 23  | 27  | 4  | .926  |
| 10 WILLIAMS, Allie    | .358 | 46-46 | 151  | 14  | 54  | 11 | 1  | 0  | 24  | 67  | .444 | 17  | 1  | 6   | 2   | .421 | 2  | 0  | 0-1    | 69  | 0   | 6  | .920  |
| 0 VASQUEZ-DICKSO      | .348 | 46-46 | 135  | 33  | 47  | 9  | 3  | 1  | 22  | 65  | .481 | 17  | 3  | 20  | 0   | .429 | 1  | 17 | 1-2    | 61  | 5   | 3  | .957  |
| 28 DELEON, Jessica    | .344 | 46-44 | 122  | 8   | 42  | 9  | 0  | 3  | 33  | 60  | .492 | 19  | 0  | 28  | 1   | .418 | 5  | 0  | 0-0    | 167 | 9   | 4  | .978  |
| 27 LUDERER, Hayden    | .284 | 45-37 | 88   | 20  | 25  | 3  | 0  | 1  | 14  | 31  | .352 | 4   | 6  | 23  | 1   | .357 | 0  | 6  | 5-5    | 43  | 9   | 3  | .945  |
| 34 MCKENZIE, Miracle  | .248 | 44-43 | 121  | 7   | 30  | 4  | 0  | 3  | 25  | 43  | .355 | 15  | 6  | 13  | 2   | .357 | 1  | 0  | 0-0    | 247 | 8   | 1  | .996  |
| 33 CARITHERS, Sydney  | .238 | 46-44 | 105  | 14  | 25  | 8  | 0  | 3  | 13  | 42  | .400 | 14  | 6  | 16  | 1   | .357 | 1  | 4  | 2-3    | 103 | 53  | 4  | .975  |
| 8 BRUNNER, Katherine  | .174 | 43-32 | 86   | 8   | 15  | 3  | 0  | 1  | 9   | 21  | .244 | 6   | 1  | 14  | 2   | .234 | 1  | 2  | 0-0    | 34  | 56  | 7  | .928  |
| 20 BRAMSON, Emma      | .167 | 46-39 | 96   | 11  | 16  | 3  | 0  | 0  | 5   | 19  | .198 | 8   | 2  | 6   | 0   | .243 | 1  | 4  | 1-1    | 80  | 55  | 5  | .964  |
| 38 CHAVEZ, Keyannah   | .159 | 34-18 | 63   | 11  | 10  | 2  | 1  | 0  | 6   | 14  | .222 | 8   | 0  | 14  | 0   | .254 | 0  | 3  | 0-0    | 21  | 1   | 1  | .957  |
| -----                 |      |       |      |     |     |    |    |    |     |     |      |     |    |     |     |      |    |    |        |     |     |    |       |
| 13 PACHECO, Mya       | .333 | 6-3   | 12   | 1   | 4   | 0  | 0  | 0  | 3   | 4   | .333 | 1   | 0  | 3   | 0   | .385 | 0  | 0  | 0-0    | 1   | 3   | 0  | 1.000 |
| 3 DAWSON, Ella        | .227 | 37-5  | 44   | 5   | 10  | 0  | 0  | 3  | 12  | 19  | .432 | 5   | 1  | 13  | 0   | .320 | 0  | 0  | 0-1    | 3   | 0   | 0  | 1.000 |
| 18 RANA, Grace        | .200 | 25-0  | 10   | 7   | 2   | 0  | 0  | 0  | 1   | 2   | .200 | 0   | 0  | 1   | 0   | .182 | 1  | 0  | 0-0    | 27  | 2   | 0  | 1.000 |
| 9 HANAWAHINE, Jewels  | .111 | 15-12 | 27   | 1   | 3   | 2  | 0  | 0  | 0   | 5   | .185 | 0   | 1  | 7   | 0   | .143 | 0  | 2  | 0-0    | 6   | 22  | 3  | .903  |
| 77 TINARI, Marina     | .100 | 10-2  | 10   | 1   | 1   | 0  | 0  | 0  | 0   | 1   | .100 | 3   | 0  | 1   | 0   | .308 | 0  | 0  | 0-0    | 0   | 2   | 0  | 1.000 |
| 24 HEATHCOCK, Georgia | .000 | 13-3  | 17   | 1   | 0   | 0  | 0  | 0  | 0   | 0   | .000 | 3   | 0  | 5   | 0   | .150 | 0  | 0  | 0-0    | 3   | 2   | 0  | 1.000 |
| 4 CASTILLO, Ava       | .000 | 26-0  | 1    | 15  | 0   | 0  | 0  | 0  | 0   | 0   | .000 | 0   | 0  | 0   | 0   | .000 | 0  | 0  | 0-0    | 0   | 0   | 0  | .000  |
| 11 HAACK, Adelaide    | .000 | 6-0   | 0    | 2   | 0   | 0  | 0  | 0  | 0   | 0   | .000 | 0   | 0  | 0   | 0   | .000 | 0  | 0  | 0-0    | 0   | 0   | 0  | .000  |
| Totals                | .277 | 46    | 1219 | 195 | 338 | 66 | 10 | 16 | 184 | 472 | .387 | 141 | 33 | 184 | 9   | .364 | 14 | 38 | 11-17  | 893 | 302 | 44 | .964  |
| Opponents             | .277 | 46    | 1203 | 201 | 333 | 55 | 11 | 30 | 179 | 500 | .416 | 137 | 21 | 245 | 5   | .358 | 10 | 19 | 54-61  | 918 | 374 | 48 | .964  |

LOB - Team (333), Opp (297). DPs turned - Team (11), Opp (21). CI - Team (1), DELEON 1. IBB - Team (1), WILLIAMS 1.

(All games Sorted by Earned run avg)

| Player            | era   | w-l   | app | gs | cg | sho | sv | ip    | h   | r   | er  | bb  | so  | 2b | 3b | hr | b/avg | wp | hp | bk | sfa | sha |
|-------------------|-------|-------|-----|----|----|-----|----|-------|-----|-----|-----|-----|-----|----|----|----|-------|----|----|----|-----|-----|
| 23 GUEST, McKenna | 2.89  | 14-8  | 32  | 23 | 8  | 4/1 | 1  | 131.0 | 135 | 77  | 54  | 48  | 128 | 22 | 5  | 8  | .257  | 4  | 13 | 0  | 5   | 5   |
| 44 FRITZ, Natalie | 3.38  | 5-9   | 28  | 13 | 3  | 1/1 | 3  | 93.1  | 101 | 53  | 45  | 38  | 76  | 15 | 3  | 8  | .273  | 3  | 2  | 0  | 3   | 6   |
| 5 ATCITY, Lexi    | 4.71  | 1-2   | 16  | 5  | 0  | 0/1 | 0  | 35.2  | 42  | 28  | 24  | 17  | 20  | 7  | 1  | 7  | .290  | 3  | 0  | 0  | 2   | 3   |
| 2 BARELA, Caprice | 5.16  | 0-2   | 12  | 1  | 0  | 0/1 | 0  | 20.1  | 21  | 18  | 15  | 14  | 15  | 3  | 0  | 3  | .269  | 2  | 3  | 0  | 0   | 3   |
| 16 UMALI, Brooke  | 5.83  | 0-1   | 7   | 1  | 0  | 0/0 | 0  | 6.0   | 12  | 6   | 5   | 4   | 3   | 3  | 1  | 0  | .400  | 2  | 2  | 0  | 0   | 1   |
| 77 TINARI, Marina | 10.16 | 0-3   | 8   | 3  | 0  | 0/0 | 0  | 10.1  | 20  | 15  | 15  | 12  | 3   | 4  | 1  | 4  | .408  | 2  | 1  | 0  | 0   | 1   |
| -----             |       |       |     |    |    |     |    |       |     |     |     |     |     |    |    |    |       |    |    |    |     |     |
| 25 MONTES, Nova   | 21.00 | 0-0   | 1   | 0  | 0  | 0/0 | 0  | 0.1   | 1   | 1   | 1   | 1   | 0   | 1  | 0  | 0  | .500  | 2  | 0  | 0  | 0   | 0   |
| 3 DAWSON, Ella    | 31.50 | 0-0   | 2   | 0  | 0  | 0/0 | 0  | 0.2   | 1   | 3   | 3   | 3   | 0   | 0  | 0  | 0  | .333  | 0  | 0  | 0  | 0   | 0   |
| Totals            | 3.79  | 20-25 | 46  | 46 | 11 | 7/2 | 4  | 297.2 | 333 | 201 | 161 | 137 | 245 | 55 | 11 | 30 | .277  | 18 | 21 | 0  | 10  | 19  |
| Opponents         | 3.66  | 25-20 | 46  | 46 | 12 | 4/2 | 5  | 306.0 | 338 | 195 | 160 | 141 | 184 | 66 | 10 | 16 | .277  | 26 | 33 | 0  | 14  | 38  |

PB - Team (7), CARITHERS 4, DELEON 2, RANA 1, Opp (6). SBA/ATT - DELEON (32-34), FRITZ (19-21), GUEST (17-18), CARITHERS (15-18), ATCITY (9-11), BARELA (7-9), RANA (6-6), TINARI (2-2).



# MOUNTAIN WEST STATISTICS

Record: 5-11 Home: 5-3 Away: 0-8 MW: 5-11

| Player                | avg  | gp-gs | ab  | r  | h   | 2b | 3b | hr | rbi | tb  | slg% | bb | hp | so | gdp | ob%  | sf | sh | sb-att | po  | a   | e  | fld%  |
|-----------------------|------|-------|-----|----|-----|----|----|----|-----|-----|------|----|----|----|-----|------|----|----|--------|-----|-----|----|-------|
| 7 ARCHULETA, Ashley   | .480 | 16-16 | 50  | 15 | 24  | 7  | 1  | 0  | 6   | 33  | .660 | 8  | 3  | 4  | 0   | .565 | 1  | 0  | 0-1    | 0   | 0   | 0  | .000  |
| 10 WILLIAMS, Allie    | .385 | 16-16 | 52  | 6  | 20  | 4  | 1  | 0  | 8   | 26  | .500 | 6  | 1  | 1  | 0   | .450 | 1  | 0  | 0-0    | 25  | 0   | 3  | .893  |
| 28 DELEON, Jessica    | .333 | 16-16 | 51  | 1  | 17  | 4  | 0  | 0  | 13  | 21  | .412 | 3  | 0  | 12 | 0   | .351 | 3  | 0  | 0-0    | 65  | 4   | 3  | .958  |
| 0 VASQUEZ-DICKSO      | .289 | 16-16 | 45  | 8  | 13  | 2  | 0  | 1  | 5   | 18  | .400 | 5  | 0  | 5  | 0   | .353 | 1  | 9  | 0-1    | 24  | 2   | 0  | 1.000 |
| 33 CARITHERS, Sydney  | .282 | 16-16 | 39  | 4  | 11  | 3  | 0  | 1  | 6   | 17  | .436 | 6  | 1  | 8  | 1   | .383 | 1  | 0  | 0-0    | 12  | 31  | 1  | .977  |
| 20 BRAMSON, Emma      | .263 | 16-16 | 38  | 3  | 10  | 2  | 0  | 0  | 2   | 12  | .316 | 3  | 0  | 1  | 0   | .310 | 1  | 1  | 0-0    | 29  | 22  | 2  | .962  |
| 27 LUDERER, Hayden    | .244 | 16-16 | 41  | 6  | 10  | 2  | 0  | 0  | 3   | 12  | .293 | 4  | 1  | 13 | 1   | .326 | 0  | 2  | 4-4    | 25  | 5   | 2  | .938  |
| 34 MCKENZIE, Miracle  | .222 | 16-16 | 45  | 2  | 10  | 1  | 0  | 1  | 8   | 14  | .311 | 6  | 3  | 6  | 1   | .345 | 1  | 0  | 0-0    | 101 | 1   | 0  | 1.000 |
| 8 BRUNNER, Katherine  | .120 | 16-11 | 25  | 2  | 3   | 1  | 0  | 1  | 2   | 7   | .280 | 1  | 0  | 2  | 0   | .154 | 0  | 0  | 0-0    | 12  | 18  | 4  | .882  |
| -----                 |      |       |     |    |     |    |    |    |     |     |      |    |    |    |     |      |    |    |        |     |     |    |       |
| 9 HANAWAHINE, Jewels  | .250 | 4-3   | 8   | 0  | 2   | 2  | 0  | 0  | 0   | 4   | .500 | 0  | 0  | 1  | 0   | .250 | 0  | 1  | 0-0    | 4   | 4   | 2  | .800  |
| 38 CHAVEZ, Keyannah   | .200 | 10-2  | 15  | 1  | 3   | 1  | 0  | 0  | 3   | 4   | .267 | 1  | 0  | 1  | 0   | .250 | 0  | 1  | 0-0    | 5   | 1   | 0  | 1.000 |
| 3 DAWSON, Ella        | .182 | 13-0  | 11  | 1  | 2   | 0  | 0  | 0  | 0   | 2   | .182 | 2  | 0  | 4  | 0   | .308 | 0  | 0  | 0-0    | 0   | 0   | 0  | .000  |
| 18 RANA, Grace        | .000 | 13-0  | 2   | 3  | 0   | 0  | 0  | 0  | 0   | 0   | .000 | 0  | 0  | 0  | 0   | .000 | 0  | 0  | 0-0    | 10  | 2   | 0  | 1.000 |
| 77 TINARI, Marina     | .000 | 2-0   | 2   | 0  | 0   | 0  | 0  | 0  | 0   | 0   | .000 | 0  | 0  | 0  | 0   | .000 | 0  | 0  | 0-0    | 0   | 0   | 0  | .000  |
| 24 HEATHCOCK, Georgia | .000 | 1-0   | 1   | 0  | 0   | 0  | 0  | 0  | 0   | 0   | .000 | 0  | 0  | 0  | 0   | .000 | 0  | 0  | 0-0    | 1   | 0   | 0  | 1.000 |
| 4 CASTILLO, Ava       | .000 | 8-0   | 0   | 3  | 0   | 0  | 0  | 0  | 0   | 0   | .000 | 0  | 0  | 0  | 0   | .000 | 0  | 0  | 0-0    | 0   | 0   | 0  | .000  |
| 11 HAACK, Adelaide    | .000 | 2-0   | 0   | 1  | 0   | 0  | 0  | 0  | 0   | 0   | .000 | 0  | 0  | 0  | 0   | .000 | 0  | 0  | 0-0    | 0   | 0   | 0  | .000  |
| Totals                | .294 | 16    | 425 | 56 | 125 | 29 | 2  | 4  | 56  | 170 | .400 | 45 | 9  | 58 | 3   | .367 | 9  | 14 | 4-6    | 315 | 109 | 18 | .959  |
| Opponents             | .312 | 16    | 445 | 86 | 139 | 25 | 6  | 10 | 79  | 206 | .463 | 52 | 11 | 69 | 1   | .394 | 5  | 8  | 15-18  | 324 | 136 | 9  | .981  |

LOB - Team (122), Opp (121). DPs turned - Team (3), Opp (7). CI - Team (1), DELEON 1.

## (MW games only Sorted by Earned run avg)

| Player            | era   | w-l  | app | gs | cg | sho | sv | ip    | h   | r  | er | bb | so | 2b | 3b | hr | b/avg | wp | hp | bk | sfa | sha |
|-------------------|-------|------|-----|----|----|-----|----|-------|-----|----|----|----|----|----|----|----|-------|----|----|----|-----|-----|
| 44 FRITZ, Natalie | 3.26  | 1-5  | 11  | 5  | 1  | 0/0 | 1  | 38.2  | 46  | 21 | 18 | 18 | 20 | 8  | 2  | 3  | .297  | 1  | 2  | 0  | 1   | 3   |
| 23 GUEST, McKenna | 3.66  | 4-3  | 14  | 10 | 2  | 0/0 | 1  | 51.2  | 70  | 44 | 27 | 19 | 42 | 11 | 3  | 3  | .307  | 2  | 8  | 0  | 3   | 2   |
| 16 UMALI, Brooke  | 6.18  | 0-1  | 4   | 1  | 0  | 0/0 | 0  | 5.2   | 6   | 6  | 5  | 3  | 3  | 2  | 1  | 0  | .261  | 1  | 1  | 0  | 0   | 1   |
| 5 ATCITY, Lexi    | 10.50 | 0-1  | 3   | 0  | 0  | 0/0 | 0  | 4.2   | 9   | 7  | 7  | 4  | 2  | 4  | 0  | 2  | .429  | 0  | 0  | 0  | 1   | 0   |
| 2 BARELA, Caprice | 12.92 | 0-1  | 5   | 0  | 0  | 0/0 | 0  | 4.1   | 8   | 8  | 8  | 6  | 2  | 0  | 0  | 2  | .444  | 2  | 0  | 0  | 0   | 2   |
| -----             |       |      |     |    |    |     |    |       |     |    |    |    |    |    |    |    |       |    |    |    |     |     |
| 77 TINARI, Marina | 0.00  | 0-0  | 1   | 0  | 0  | 0/0 | 0  | 0.0   | 0   | 0  | 0  | 2  | 0  | 0  | 0  | 0  |       | 0  | 0  | 0  | 0   | 0   |
| Totals            | 4.27  | 5-11 | 16  | 16 | 3  | 0/0 | 2  | 105.0 | 139 | 86 | 64 | 52 | 69 | 25 | 6  | 10 | .312  | 6  | 11 | 0  | 5   | 8   |
| Opponents         | 3.37  | 11-5 | 16  | 16 | 4  | 1/1 | 3  | 108.0 | 125 | 56 | 52 | 45 | 58 | 29 | 2  | 4  | .294  | 7  | 9  | 0  | 9   | 14  |

PB - Team (1), DELEON 1, Opp (1). SBA/ATT - DELEON (13-15), FRITZ (8-9), GUEST (4-4), BARELA (2-3), RANA (2-2), ATCITY (1-2).

LAST WEEK STATISTICS

Record: 0-4 Home: 0-0 Away: 0-4 MW: 0-3

| Player                | avg  | gp-gs | ab  | r  | h  | 2b | 3b | hr | rbi | tb | slg% | bb | hp | so | gdp | ob%  | sf | sh | sb-att | po | a  | e | fld%  |
|-----------------------|------|-------|-----|----|----|----|----|----|-----|----|------|----|----|----|-----|------|----|----|--------|----|----|---|-------|
| 7 ARCHULETA, Ashley   | .545 | 4-4   | 11  | 3  | 6  | 0  | 0  | 0  | 0   | 6  | .545 | 4  | 0  | 1  | 0   | .667 | 0  | 0  | 0-0    | 0  | 0  | 0 | .000  |
| 0 VASQUEZ-DICKSO      | .545 | 4-4   | 11  | 3  | 6  | 1  | 0  | 0  | 2   | 7  | .636 | 1  | 0  | 0  | 0   | .538 | 1  | 2  | 0-0    | 6  | 1  | 0 | 1.000 |
| 33 CARITHERS, Sydney  | .455 | 4-3   | 11  | 1  | 5  | 3  | 0  | 0  | 3   | 8  | .727 | 0  | 1  | 4  | 0   | .500 | 0  | 0  | 0-0    | 0  | 7  | 0 | 1.000 |
| 10 WILLIAMS, Allie    | .357 | 4-4   | 14  | 2  | 5  | 2  | 1  | 0  | 4   | 9  | .643 | 1  | 0  | 0  | 0   | .400 | 0  | 0  | 0-0    | 10 | 0  | 2 | .833  |
| 20 BRAMSON, Emma      | .273 | 4-4   | 11  | 1  | 3  | 0  | 0  | 0  | 2   | 3  | .273 | 0  | 0  | 0  | 0   | .250 | 1  | 0  | 0-0    | 6  | 5  | 1 | .917  |
| 34 MCKENZIE, Miracle  | .167 | 4-4   | 12  | 0  | 2  | 0  | 0  | 0  | 0   | 2  | .167 | 0  | 2  | 3  | 0   | .286 | 0  | 0  | 0-0    | 23 | 0  | 0 | 1.000 |
| 28 DELEON, Jessica    | .167 | 4-4   | 12  | 0  | 2  | 0  | 0  | 0  | 3   | 2  | .167 | 1  | 0  | 4  | 0   | .214 | 1  | 0  | 0-0    | 14 | 1  | 1 | .938  |
| 27 LUDERER, Hayden    | .167 | 4-3   | 12  | 2  | 2  | 0  | 0  | 0  | 0   | 2  | .167 | 1  | 0  | 6  | 0   | .231 | 0  | 0  | 0-0    | 4  | 0  | 0 | 1.000 |
| 9 HANAWAHINE, Jewels  | .167 | 3-3   | 6   | 0  | 1  | 1  | 0  | 0  | 0   | 2  | .333 | 0  | 0  | 1  | 0   | .167 | 0  | 0  | 0-0    | 2  | 3  | 3 | .625  |
| 8 BRUNNER, Katherine  | .000 | 4-1   | 4   | 0  | 0  | 0  | 0  | 0  | 0   | 0  | .000 | 0  | 0  | 1  | 0   | .000 | 0  | 0  | 0-0    | 0  | 4  | 1 | .800  |
| -----                 |      |       |     |    |    |    |    |    |     |    |      |    |    |    |     |      |    |    |        |    |    |   |       |
| 3 DAWSON, Ella        | .000 | 2-0   | 2   | 0  | 0  | 0  | 0  | 0  | 0   | 0  | .000 | 0  | 0  | 2  | 0   | .000 | 0  | 0  | 0-0    | 0  | 0  | 0 | .000  |
| 38 CHAVEZ, Keyannah   | .000 | 1-1   | 1   | 0  | 0  | 0  | 0  | 0  | 0   | 0  | .000 | 1  | 0  | 0  | 0   | .500 | 0  | 0  | 0-0    | 0  | 0  | 0 | .000  |
| 18 RANA, Grace        | .000 | 3-0   | 1   | 0  | 0  | 0  | 0  | 0  | 0   | 0  | .000 | 0  | 0  | 0  | 0   | .000 | 0  | 0  | 0-0    | 3  | 0  | 0 | 1.000 |
| 4 CASTILLO, Ava       | .000 | 1-0   | 0   | 0  | 0  | 0  | 0  | 0  | 0   | 0  | .000 | 0  | 0  | 0  | 0   | .000 | 0  | 0  | 0-0    | 0  | 0  | 0 | .000  |
| 24 HEATHCOCK, Georgia | .000 | 1-1   | 0   | 0  | 0  | 0  | 0  | 0  | 0   | 0  | .000 | 0  | 0  | 0  | 0   | .000 | 0  | 0  | 0-0    | 0  | 0  | 0 | .000  |
| 11 HAACK, Adelaide    | .000 | 2-0   | 0   | 2  | 0  | 0  | 0  | 0  | 0   | 0  | .000 | 0  | 0  | 0  | 0   | .000 | 0  | 0  | 0-0    | 0  | 0  | 0 | .000  |
| Totals                | .296 | 4     | 108 | 14 | 32 | 7  | 1  | 0  | 14  | 41 | .380 | 9  | 3  | 22 | 0   | .358 | 3  | 2  | 0-0    | 68 | 24 | 8 | .920  |
| Opponents             | .346 | 4     | 104 | 32 | 36 | 8  | 3  | 3  | 29  | 59 | .567 | 11 | 1  | 14 | 0   | .410 | 1  | 2  | 5-5    | 78 | 19 | 5 | .951  |

LOB - Team (33), Opp (20). DPs turned - Team (1). CI - Team (1), DELEON 1.

( Sorted by Earned run avg)

| Player            | era   | w-l | app | gs | cg | sho | sv | ip   | h  | r  | er | bb | so | 2b | 3b | hr | b/avg | wp | hp | bk | sfa | sha |
|-------------------|-------|-----|-----|----|----|-----|----|------|----|----|----|----|----|----|----|----|-------|----|----|----|-----|-----|
| 23 GUEST, McKenna | 4.20  | 0-1 | 2   | 2  | 0  | 0/0 | 0  | 6.2  | 10 | 8  | 4  | 4  | 6  | 2  | 1  | 0  | .323  | 0  | 1  | 0  | 0   | 0   |
| 16 UMALI, Brooke  | 4.67  | 0-0 | 2   | 0  | 0  | 0/0 | 0  | 3.0  | 2  | 2  | 2  | 1  | 2  | 1  | 0  | 0  | .182  | 1  | 0  | 0  | 0   | 0   |
| 44 FRITZ, Natalie | 7.30  | 0-2 | 3   | 1  | 0  | 0/0 | 0  | 7.2  | 11 | 11 | 8  | 2  | 2  | 2  | 1  | 1  | .333  | 0  | 0  | 0  | 1   | 1   |
| 2 BARELA, Caprice | 7.88  | 0-1 | 2   | 1  | 0  | 0/0 | 0  | 2.2  | 6  | 4  | 3  | 2  | 3  | 1  | 0  | 0  | .429  | 2  | 0  | 0  | 0   | 1   |
| 5 ATCITY, Lexi    | 14.00 | 0-0 | 1   | 0  | 0  | 0/0 | 0  | 1.0  | 2  | 2  | 2  | 1  | 1  | 1  | 0  | 1  | .400  | 0  | 0  | 0  | 0   | 0   |
| 77 TINARI, Marina | 21.00 | 0-0 | 1   | 0  | 0  | 0/0 | 0  | 1.1  | 4  | 4  | 4  | 0  | 0  | 1  | 1  | 1  | .500  | 0  | 0  | 0  | 0   | 0   |
| -----             |       |     |     |    |    |     |    |      |    |    |    |    |    |    |    |    |       |    |    |    |     |     |
| 3 DAWSON, Ella    | 21.00 | 0-0 | 1   | 0  | 0  | 0/0 | 0  | 0.1  | 1  | 1  | 1  | 1  | 0  | 0  | 0  | 0  | .500  | 0  | 0  | 0  | 0   | 0   |
| Totals            | 7.41  | 0-4 | 4   | 4  | 0  | 0/0 | 0  | 22.2 | 36 | 32 | 24 | 11 | 14 | 8  | 3  | 3  | .346  | 3  | 1  | 0  | 1   | 2   |
| Opponents         | 3.23  | 4-0 | 4   | 4  | 1  | 0/0 | 0  | 26.0 | 32 | 14 | 12 | 9  | 22 | 7  | 1  | 0  | .296  | 3  | 3  | 0  | 3   | 2   |

PB - Team (0), Opp (2). SBA/ATT - DELEON (5-5), BARELA (3-3), FRITZ (1-1), GUEST (1-1).

**BATTING****GAME-BY-GAME STATISTICS**

| Date    | Opponent             | ab   | r   | h   | rbi | 2b | 3b | hr | tb  | bb  | ibb | sb | cs | hbp | sac | sf | gdp | k   | po  | a   | e  | lob | avg  |
|---------|----------------------|------|-----|-----|-----|----|----|----|-----|-----|-----|----|----|-----|-----|----|-----|-----|-----|-----|----|-----|------|
| Feb 06  | vs A&M-Corpus Chri   | 19   | 8   | 7   | 8   | 3  | 1  | 0  | 12  | 4   | 0   | 0  | 0  | 2   | 2   | 0  | 0   | 1   | 15  | 6   | 1  | 5   | .368 |
| Feb 06  | at Sam Houston       | 22   | 0   | 2   | 0   | 0  | 0  | 0  | 2   | 5   | 0   | 0  | 0  | 0   | 1   | 0  | 0   | 2   | 18  | 10  | 2  | 7   | .220 |
| Feb 7   | at Houston Christian | 23   | 1   | 3   | 1   | 0  | 0  | 0  | 3   | 3   | 0   | 1  | 0  | 0   | 0   | 0  | 0   | 5   | 21  | 11  | 0  | 4   | .188 |
| Feb 07  | at HOUSTON           | 30   | 8   | 8   | 7   | 0  | 0  | 1  | 11  | 4   | 0   | 0  | 0  | 1   | 2   | 0  | 0   | 4   | 20  | 9   | 2  | 8   | .213 |
| Feb 08  | at Houston Christian | 27   | 3   | 4   | 2   | 0  | 0  | 0  | 4   | 2   | 0   | 1  | 0  | 1   | 1   | 0  | 0   | 6   | 21  | 6   | 1  | 7   | .198 |
| Feb 08  | at HOUSTON           | 42   | 4   | 13  | 3   | 1  | 0  | 1  | 17  | 3   | 1   | 0  | 0  | 0   | 0   | 0  | 1   | 3   | 28  | 13  | 1  | 11  | .227 |
| Feb 09  | vs St. John's        | 27   | 2   | 4   | 1   | 1  | 0  | 0  | 5   | 2   | 0   | 1  | 0  | 1   | 2   | 0  | 0   | 7   | 21  | 7   | 1  | 9   | .216 |
| Feb 14  | vs Fordham           | 24   | 2   | 5   | 2   | 0  | 1  | 0  | 7   | 4   | 0   | 0  | 0  | 0   | 0   | 1  | 1   | 2   | 18  | 3   | 2  | 6   | .215 |
| Feb 14  | vs St. Thomas        | 26   | 8   | 10  | 8   | 1  | 1  | 0  | 13  | 5   | 0   | 0  | 0  | 2   | 1   | 1  | 0   | 5   | 21  | 3   | 0  | 9   | .233 |
| Feb 15  | at Texas State       | 26   | 0   | 4   | 0   | 0  | 0  | 0  | 4   | 1   | 0   | 0  | 0  | 0   | 0   | 0  | 0   | 8   | 18  | 8   | 0  | 6   | .226 |
| Feb 15  | vs St. Thomas        | 30   | 4   | 9   | 4   | 0  | 0  | 0  | 9   | 2   | 0   | 0  | 0  | 1   | 1   | 0  | 0   | 9   | 18  | 6   | 0  | 9   | .233 |
| Feb 16  | at Texas State       | 29   | 2   | 7   | 2   | 0  | 0  | 0  | 7   | 2   | 0   | 0  | 0  | 1   | 0   | 0  | 0   | 8   | 18  | 4   | 2  | 9   | .234 |
| Feb 21  | vs Hawks             | 24   | 2   | 5   | 2   | 1  | 0  | 0  | 6   | 5   | 0   | 2  | 1  | 2   | 1   | 0  | 1   | 5   | 21  | 4   | 1  | 9   | .232 |
| Feb 22  | vs Texas Southern    | 27   | 10  | 11  | 9   | 4  | 1  | 1  | 20  | 5   | 0   | 0  | 1  | 2   | 2   | 0  | 0   | 2   | 21  | 4   | 0  | 8   | .245 |
| Feb 22  | vs Hawks             | 28   | 9   | 11  | 9   | 2  | 1  | 2  | 21  | 2   | 0   | 0  | 1  | 1   | 1   | 1  | 1   | 3   | 21  | 13  | 2  | 3   | .255 |
| Feb 23  | vs Texas Southern    | 25   | 13  | 8   | 11  | 3  | 0  | 1  | 14  | 7   | 0   | 0  | 0  | 1   | 1   | 0  | 0   | 2   | 15  | 4   | 0  | 6   | .259 |
| Feb 23  | at Tarleton State    | 22   | 0   | 0   | 0   | 0  | 0  | 0  | 0   | 2   | 0   | 0  | 0  | 1   | 0   | 0  | 1   | 9   | 18  | 4   | 1  | 4   | .246 |
| Feb 28  | vs Northwestern Sta  | 23   | 11  | 13  | 10  | 4  | 0  | 0  | 17  | 2   | 0   | 0  | 0  | 1   | 2   | 1  | 0   | 3   | 15  | 1   | 1  | 5   | .262 |
| Feb 28  | at Mississippi State | 24   | 1   | 3   | 1   | 0  | 0  | 0  | 3   | 1   | 0   | 0  | 0  | 3   | 0   | 0  | 0   | 8   | 18  | 4   | 0  | 6   | .255 |
| Mar 01  | at Mississippi State | 30   | 4   | 10  | 4   | 1  | 1  | 1  | 16  | 4   | 0   | 0  | 0  | 0   | 0   | 0  | 1   | 7   | 18  | 8   | 0  | 9   | .259 |
| Mar 01  | vs Alabama State     | 24   | 6   | 9   | 6   | 1  | 1  | 1  | 15  | 4   | 0   | 0  | 0  | 1   | 3   | 0  | 0   | 1   | 21  | 5   | 2  | 8   | .264 |
| Mar 02  | vs Alabama State     | 29   | 6   | 7   | 6   | 1  | 0  | 0  | 8   | 6   | 0   | 0  | 0  | 1   | 0   | 1  | 0   | 0   | 21  | 7   | 0  | 10  | .263 |
| Mar 06  | vs Saint Joseph's    | 33   | 7   | 10  | 6   | 3  | 0  | 0  | 13  | 2   | 0   | 0  | 0  | 0   | 0   | 0  | 0   | 4   | 21  | 8   | 4  | 7   | .265 |
| Mar 07  | vs San Diego         | 21   | 2   | 4   | 1   | 0  | 0  | 0  | 4   | 2   | 0   | 0  | 0  | 0   | 1   | 0  | 0   | 2   | 21  | 7   | 0  | 4   | .263 |
| Mar 07  | vs Penn              | 27   | 4   | 6   | 4   | 0  | 0  | 2  | 12  | 2   | 0   | 2  | 0  | 0   | 1   | 0  | 0   | 1   | 21  | 10  | 1  | 5   | .261 |
| Mar 08  | vs Saint Joseph's    | 22   | 10  | 8   | 10  | 4  | 0  | 1  | 15  | 4   | 0   | 0  | 0  | 0   | 1   | 0  | 0   | 1   | 15  | 6   | 1  | 3   | .265 |
| Mar 11  | at NM State          | 29   | 2   | 8   | 2   | 3  | 0  | 0  | 11  | 3   | 0   | 0  | 0  | 0   | 0   | 0  | 0   | 5   | 18  | 6   | 0  | 9   | .265 |
| *Mar 14 | SAN JOSE STATE       | 19   | 3   | 3   | 3   | 1  | 0  | 0  | 4   | 4   | 0   | 1  | 0  | 1   | 0   | 0  | 0   | 2   | 15  | 7   | 0  | 6   | .262 |
| *Mar 15 | SAN JOSE STATE       | 27   | 5   | 12  | 5   | 4  | 0  | 0  | 16  | 3   | 0   | 1  | 1  | 0   | 0   | 1  | 1   | 0   | 21  | 10  | 0  | 8   | .269 |
| *Mar 16 | SAN JOSE STATE       | 25   | 6   | 9   | 6   | 4  | 0  | 2  | 19  | 3   | 0   | 0  | 0  | 1   | 1   | 1  | 0   | 4   | 21  | 7   | 3  | 7   | .272 |
| *Mar 21 | at San Diego State   | 27   | 0   | 7   | 0   | 0  | 0  | 0  | 7   | 3   | 0   | 0  | 0  | 0   | 0   | 0  | 0   | 4   | 18  | 7   | 0  | 9   | .271 |
| *Mar 22 | at San Diego State   | 26   | 2   | 7   | 2   | 2  | 0  | 0  | 9   | 3   | 0   | 1  | 0  | 0   | 0   | 1  | 0   | 1   | 18  | 8   | 0  | 7   | .271 |
| *Mar 23 | at San Diego State   | 24   | 1   | 4   | 1   | 1  | 0  | 1  | 8   | 1   | 0   | 0  | 1  | 0   | 0   | 0  | 0   | 5   | 18  | 8   | 1  | 3   | .268 |
| Mar 25  | at UC San Diego      | 29   | 5   | 8   | 5   | 2  | 0  | 0  | 10  | 4   | 0   | 0  | 0  | 2   | 0   | 0  | 0   | 6   | 21  | 5   | 0  | 9   | .269 |
| *Apr 02 | at Utah State        | 43   | 6   | 12  | 6   | 5  | 0  | 1  | 20  | 3   | 0   | 0  | 0  | 2   | 2   | 1  | 1   | 6   | 33  | 8   | 1  | 9   | .269 |
| *Apr 02 | at Utah State        | 23   | 6   | 10  | 6   | 2  | 0  | 0  | 12  | 5   | 0   | 0  | 0  | 0   | 2   | 1  | 0   | 3   | 12  | 6   | 1  | 10  | .273 |
| *Apr 06 | BOISE STATE          | 20   | 2   | 5   | 2   | 0  | 0  | 0  | 5   | 3   | 0   | 0  | 0  | 1   | 2   | 1  | 0   | 1   | 21  | 5   | 0  | 7   | .273 |
| *Apr 06 | BOISE STATE          | 29   | 3   | 11  | 3   | 1  | 0  | 0  | 12  | 2   | 0   | 0  | 0  | 1   | 2   | 0  | 0   | 1   | 21  | 5   | 2  | 10  | .276 |
| *Apr 11 | COLORADO STAT        | 24   | 6   | 8   | 6   | 2  | 1  | 0  | 12  | 3   | 0   | 0  | 0  | 0   | 3   | 0  | 0   | 3   | 21  | 4   | 1  | 6   | .277 |
| *Apr 12 | COLORADO STAT        | 21   | 3   | 4   | 3   | 0  | 0  | 0  | 4   | 4   | 0   | 1  | 0  | 0   | 1   | 0  | 1   | 4   | 21  | 7   | 0  | 5   | .275 |
| *Apr 13 | COLORADO STAT        | 29   | 1   | 7   | 1   | 1  | 0  | 0  | 8   | 2   | 0   | 0  | 0  | 0   | 0   | 0  | 0   | 3   | 21  | 7   | 2  | 9   | .274 |
| Apr 15  | at UTEP              | 20   | 2   | 6   | 2   | 1  | 0  | 0  | 7   | 3   | 0   | 0  | 0  | 0   | 1   | 0  | 0   | 1   | 14  | 4   | 1  | 7   | .275 |
| *Apr 17 | at Fresno State      | 31   | 5   | 9   | 5   | 2  | 1  | 0  | 13  | 1   | 0   | 0  | 0  | 0   | 0   | 1  | 0   | 6   | 18  | 7   | 4  | 7   | .275 |
| *Apr 18 | at Fresno State      | 31   | 4   | 10  | 4   | 1  | 0  | 0  | 11  | 3   | 0   | 0  | 0  | 0   | 0   | 1  | 0   | 8   | 18  | 7   | 1  | 10  | .276 |
| *Apr 19 | at Fresno State      | 26   | 3   | 7   | 3   | 3  | 0  | 0  | 10  | 2   | 0   | 0  | 0  | 3   | 1   | 1  | 0   | 7   | 18  | 6   | 2  | 9   | .276 |
| Apr 22  | UTEP                 | 32   | 3   | 10  | 2   | 1  | 1  | 1  | 16  | 1   | 0   | 0  | 1  | 0   | 0   | 0  | 0   | 6   | 21  | 7   | 0  | 9   | .277 |
| Totals  |                      | 1219 | 195 | 338 | 184 | 66 | 10 | 16 | 472 | 141 | 1   | 11 | 6  | 33  | 38  | 14 | 9   | 184 | 893 | 302 | 44 | 333 | .277 |

## PITCHING

## GAME-BY-GAME STATISTICS

| Date    | Opponent             | ip    | h   | r   | er  | bb  | so  | 2b | 3b | hr | wp | bk | hbp | dp | ibb | score   | w-l   | sv | era  |
|---------|----------------------|-------|-----|-----|-----|-----|-----|----|----|----|----|----|-----|----|-----|---------|-------|----|------|
| Feb 06  | vs A&M-Corpus Chri   | 5.0   | 1   | 0   | 0   | 2   | 3   | 0  | 0  | 0  | 0  | 0  | 0   | 0  | 0   | 8-0     | 1-0   | 0  | 0.00 |
| Feb 06  | at Sam Houston       | 6.0   | 12  | 5   | 4   | 3   | 3   | 1  | 0  | 0  | 0  | 0  | 0   | 0  | 0   | 0-5     | 1-1   | 0  | 2.55 |
| Feb 7   | at Houston Christian | 7.0   | 4   | 0   | 0   | 2   | 4   | 0  | 0  | 0  | 0  | 0  | 0   | 1  | 0   | 1-0     | 2-1   | 0  | 1.56 |
| Feb 07  | at HOUSTON           | 6.2   | 5   | 9   | 7   | 13  | 7   | 1  | 0  | 0  | 3  | 0  | 1   | 0  | 0   | 8-9     | 2-2   | 0  | 3.12 |
| Feb 08  | at Houston Christian | 7.0   | 4   | 2   | 2   | 1   | 4   | 1  | 0  | 0  | 0  | 0  | 0   | 0  | 0   | 3-2     | 3-2   | 0  | 2.87 |
| Feb 08  | at HOUSTON           | 9.1   | 10  | 6   | 5   | 2   | 4   | 0  | 1  | 1  | 0  | 0  | 0   | 1  | 0   | 4-6     | 3-3   | 0  | 3.07 |
| Feb 09  | vs St. John's        | 7.0   | 10  | 2   | 2   | 3   | 2   | 3  | 0  | 1  | 1  | 0  | 1   | 0  | 0   | 2-2     | 3-3   | 0  | 2.92 |
| Feb 14  | vs Fordham           | 6.0   | 6   | 4   | 3   | 3   | 10  | 1  | 0  | 0  | 0  | 0  | 3   | 0  | 0   | 2-4     | 3-4   | 0  | 2.98 |
| Feb 14  | vs St. Thomas        | 7.0   | 8   | 3   | 2   | 3   | 13  | 1  | 0  | 1  | 0  | 0  | 1   | 0  | 0   | 8-3     | 4-4   | 0  | 2.87 |
| Feb 15  | at Texas State       | 6.0   | 5   | 3   | 3   | 2   | 4   | 0  | 1  | 1  | 0  | 0  | 0   | 1  | 0   | 0-3     | 4-5   | 0  | 2.93 |
| Feb 15  | vs St. Thomas        | 6.0   | 10  | 5   | 5   | 1   | 8   | 3  | 1  | 0  | 0  | 0  | 0   | 0  | 0   | 4-5     | 4-6   | 0  | 3.16 |
| Feb 16  | at Texas State       | 6.0   | 9   | 6   | 3   | 2   | 5   | 1  | 0  | 0  | 0  | 0  | 0   | 0  | 0   | 2-6     | 4-7   | 0  | 3.19 |
| Feb 21  | vs Hawks             | 7.0   | 4   | 0   | 0   | 5   | 11  | 2  | 0  | 0  | 0  | 0  | 1   | 0  | 0   | 2-0     | 5-7   | 1  | 2.93 |
| Feb 22  | vs Texas Southern    | 7.0   | 7   | 5   | 5   | 3   | 11  | 1  | 0  | 1  | 2  | 0  | 0   | 0  | 0   | 10-5    | 6-7   | 1  | 3.09 |
| Feb 22  | vs Hawks             | 7.0   | 9   | 10  | 9   | 5   | 6   | 2  | 0  | 2  | 0  | 0  | 0   | 1  | 0   | 9-10    | 6-8   | 1  | 3.50 |
| Feb 23  | vs Texas Southern    | 5.0   | 5   | 3   | 3   | 2   | 6   | 0  | 0  | 0  | 1  | 0  | 0   | 0  | 0   | 13-3    | 7-8   | 1  | 3.53 |
| Feb 23  | at Tarleton State    | 6.0   | 5   | 2   | 1   | 6   | 7   | 1  | 0  | 1  | 0  | 0  | 0   | 0  | 0   | 0-2     | 7-9   | 1  | 3.41 |
| Feb 28  | vs Northwestern Sta  | 5.0   | 4   | 3   | 2   | 0   | 10  | 0  | 1  | 0  | 0  | 0  | 0   | 0  | 0   | 11-3    | 8-9   | 1  | 3.38 |
| Feb 28  | at Mississippi State | 6.0   | 10  | 6   | 6   | 5   | 2   | 0  | 0  | 3  | 0  | 0  | 0   | 0  | 0   | 1-6     | 8-10  | 1  | 3.56 |
| Mar 01  | at Mississippi State | 6.0   | 10  | 10  | 10  | 3   | 2   | 1  | 0  | 5  | 1  | 0  | 2   | 0  | 0   | 4-10    | 8-11  | 1  | 3.94 |
| Mar 01  | vs Alabama State     | 7.0   | 4   | 3   | 1   | 2   | 9   | 1  | 0  | 0  | 0  | 0  | 0   | 0  | 0   | 6-3     | 9-11  | 1  | 3.79 |
| Mar 02  | vs Alabama State     | 7.0   | 2   | 0   | 0   | 1   | 9   | 0  | 0  | 0  | 0  | 0  | 0   | 0  | 0   | 6-0     | 10-11 | 1  | 3.60 |
| Mar 06  | vs Saint Joseph's    | 7.0   | 7   | 4   | 1   | 2   | 9   | 0  | 0  | 0  | 0  | 0  | 0   | 0  | 0   | 7-4     | 11-11 | 2  | 3.48 |
| Mar 07  | vs San Diego         | 7.0   | 3   | 0   | 0   | 1   | 4   | 0  | 0  | 0  | 0  | 0  | 0   | 0  | 0   | 2-0     | 12-11 | 2  | 3.32 |
| Mar 07  | vs Penn              | 7.0   | 5   | 1   | 1   | 3   | 6   | 2  | 0  | 0  | 1  | 0  | 1   | 1  | 0   | 4-1     | 13-11 | 2  | 3.22 |
| Mar 08  | vs Saint Joseph's    | 5.0   | 5   | 0   | 0   | 2   | 2   | 1  | 0  | 0  | 2  | 0  | 0   | 1  | 0   | 10-0    | 14-11 | 2  | 3.12 |
| Mar 11  | at NM State          | 6.0   | 5   | 6   | 6   | 3   | 5   | 3  | 0  | 1  | 0  | 0  | 0   | 0  | 0   | 2-6     | 14-12 | 2  | 3.26 |
| *Mar 14 | SAN JOSE STATE       | 5.0   | 11  | 12  | .7  | 10  | 3   | 3  | 0  | 1  | 1  | 0  | 2   | 0  | 0   | 3-12    | 14-13 | 2  | 3.44 |
| *Mar 15 | SAN JOSE STATE       | 7.0   | 11  | 4   | 4   | 0   | 4   | 3  | 0  | 1  | 0  | 0  | 0   | 0  | 0   | 5-4     | 15-13 | 2  | 3.46 |
| *Mar 16 | SAN JOSE STATE       | 7.0   | 6   | 4   | 2   | 4   | 5   | 2  | 0  | 0  | 0  | 0  | 0   | 0  | 0   | 6-4     | 16-13 | 2  | 3.41 |
| *Mar 21 | at San Diego State   | 6.0   | 6   | 1   | 1   | 5   | 2   | 0  | 0  | 0  | 1  | 0  | 0   | 0  | 0   | 0-1     | 16-14 | 2  | 3.34 |
| *Mar 22 | at San Diego State   | 6.0   | 8   | 6   | 6   | 4   | 5   | 0  | 1  | 1  | 1  | 0  | 0   | 0  | 0   | 2-6     | 16-15 | 2  | 3.45 |
| *Mar 23 | at San Diego State   | 6.0   | 8   | 7   | 4   | 3   | 3   | 0  | 0  | 1  | 0  | 0  | 1   | 0  | 0   | 1-7     | 16-16 | 2  | 3.48 |
| Mar 25  | at UC San Diego      | 7.0   | 4   | 0   | 0   | 0   | 4   | 0  | 0  | 0  | 0  | 0  | 0   | 0  | 0   | 5-0     | 17-16 | 2  | 3.37 |
| *Apr 02 | at Utah State        | 11.0  | 14  | 7   | 7   | 6   | 8   | 5  | 1  | 1  | 0  | 0  | 1   | 0  | 0   | 6-7     | 17-17 | 2  | 3.42 |
| *Apr 02 | at Utah State        | 4.0   | 9   | 8   | 7   | 3   | 1   | 3  | 0  | 2  | 0  | 0  | 1   | 0  | 0   | 6-8     | 17-18 | 2  | 3.58 |
| *Apr 06 | BOISE STATE          | 7.0   | 7   | 1   | 1   | 2   | 10  | 1  | 0  | 1  | 0  | 0  | 1   | 0  | 0   | 2-1     | 18-18 | 3  | 3.50 |
| *Apr 06 | BOISE STATE          | 7.0   | 7   | 6   | 5   | 3   | 6   | 1  | 1  | 1  | 0  | 0  | 1   | 0  | 0   | 3-6     | 18-19 | 3  | 3.54 |
| *Apr 11 | COLORADO STAT        | 7.0   | 11  | 3   | 2   | 0   | 4   | 0  | 0  | 0  | 0  | 0  | 1   | 0  | 0   | 6-3     | 19-19 | 3  | 3.50 |
| *Apr 12 | COLORADO STAT        | 7.0   | 5   | 1   | 1   | 2   | 2   | 2  | 0  | 0  | 0  | 0  | 1   | 2  | 0   | 3-1     | 20-19 | 4  | 3.43 |
| *Apr 13 | COLORADO STAT        | 7.0   | 11  | 4   | 2   | 1   | 6   | 0  | 1  | 0  | 0  | 0  | 1   | 0  | 0   | 1-4     | 20-20 | 4  | 3.40 |
| Apr 15  | at UTEP              | 4.2   | 11  | 10  | 9   | 2   | 4   | 3  | 1  | 2  | 0  | 0  | 0   | 0  | 0   | 2-10    | 20-21 | 4  | 3.57 |
| *Apr 17 | at Fresno State      | 6.0   | 8   | 7   | 5   | 3   | 3   | 1  | 0  | 0  | 0  | 0  | 1   | 1  | 0   | 5-7     | 20-22 | 4  | 3.62 |
| *Apr 18 | at Fresno State      | 6.0   | 9   | 6   | 4   | 3   | 3   | 1  | 1  | 0  | 2  | 0  | 0   | 0  | 0   | 4-6     | 20-23 | 4  | 3.64 |
| *Apr 19 | at Fresno State      | 6.0   | 8   | 9   | 6   | 3   | 4   | 3  | 1  | 1  | 1  | 0  | 0   | 0  | 0   | 3-9     | 20-24 | 4  | 3.71 |
| Apr 22  | UTEP                 | 7.0   | 10  | 7   | 7   | 3   | 2   | 1  | 0  | 1  | 1  | 0  | 0   | 2  | 0   | 3-7     | 20-25 | 4  | 3.79 |
| Totals  |                      | 297.2 | 333 | 201 | 161 | 137 | 245 | 55 | 11 | 30 | 18 | 0  | 21  | 11 | 0   | 195-201 | 20-25 | 4  | 3.79 |



## RECORD AND INNING BREAKDOWN

| Score by innings | 1  | 2  | 3  | 4  | 5  | 6  | 7  | 8 | 9 | EX | Total |
|------------------|----|----|----|----|----|----|----|---|---|----|-------|
| New Mexico       | 31 | 32 | 30 | 28 | 39 | 20 | 14 | 0 | 0 | 1  | 195   |
| Opponents        | 26 | 20 | 49 | 30 | 44 | 12 | 16 | 0 | 0 | 4  | 201   |

### Record when ...

|                      |         |                      |         |
|----------------------|---------|----------------------|---------|
| Overall              | 20-25-1 | After 4 leading      | 15-3    |
| Conference           | 5-11    | ..... trailing       | 2-18    |
| Non-Conference       | 15-14-1 | ..... tied           | 3-4-1   |
| Home games           | 5-4     | After 5 leading      | 14-2    |
| Away games           | 3-18    | ..... trailing       | 0-19    |
| Neutral site         | 12-3-1  | ..... tied           | 2-1-1   |
| Day games            | 17-17-1 | After 6 leading      | 16-2    |
| Night games          | 3-8     | ..... trailing       | 0-19    |
| vs Left starter      | 3-2     | ..... tied           | 0-1-1   |
| vs Right starter     | 17-23-1 |                      |         |
| 1-Run games          | 4-5     | Hit 0 home runs      | 14-18-1 |
| 2-Run games          | 4-6     | ... 1 home run       | 4-6     |
| 5+Run games          | 8-7     | ... 2+ home runs     | 2-1     |
| Extra innings        | 0-2-1   |                      |         |
| Shutouts             | 7-4     | Opponent 0 home runs | 16-9    |
|                      |         | ..... 1 home run     | 4-11-1  |
| Scoring 0-2 runs     | 4-12-1  | ..... 2+ HRs         | 0-5     |
| ..... 3-5 runs       | 5-9     |                      |         |
| ..... 6-9 runs       | 7-4     | Made 0 errors        | 10-9    |
| ..... 10+ runs       | 4-0     | .... 1 error         | 7-6-1   |
|                      |         | .... 2+ errors       | 3-10    |
| Opponent 0-2 runs    | 11-2-1  |                      |         |
| ..... 3-5 runs       | 9-5     | Opp. made 0 errors   | 7-11    |
| ..... 6-9 runs       | 0-14    | ..... 1 error        | 8-9     |
| ..... 10+ runs       | 0-4     | ..... 2+ errors      | 5-5-1   |
| Scored in 1st inning | 11-9    | Out-hit opponent     | 15-9    |
| Opp. scored in 1st   | 6-10    | Out-hit by opponent  | 4-14-1  |
| Scores first         | 14-9-1  | Hits are tied        | 1-2     |
| Opp. scores first    | 6-16    |                      |         |

### Record when team scores:

|      |     |     |     |     |     |     |     |     |     |     |     |
|------|-----|-----|-----|-----|-----|-----|-----|-----|-----|-----|-----|
| Runs | 0   | 1   | 2   | 3   | 4   | 5   | 6   | 7   | 8   | 9   | 10+ |
| W-L  | 0-4 | 1-3 | 3-5 | 2-4 | 1-4 | 2-1 | 4-2 | 1-0 | 2-1 | 0-1 | 4-0 |

### Record when opponent scores:

|      |     |     |     |     |     |     |     |     |     |     |     |
|------|-----|-----|-----|-----|-----|-----|-----|-----|-----|-----|-----|
| Runs | 0   | 1   | 2   | 3   | 4   | 5   | 6   | 7   | 8   | 9   | 10+ |
| W-L  | 7-0 | 3-1 | 1-1 | 5-1 | 3-2 | 1-2 | 0-7 | 0-4 | 0-1 | 0-2 | 0-4 |

### Record when leading after:

|      |     |      |      |      |      |      |
|------|-----|------|------|------|------|------|
| Inn. | 1   | 2    | 3    | 4    | 5    | 6    |
| W-L  | 9-4 | 13-5 | 14-3 | 15-3 | 14-2 | 16-2 |

### Record when trailing after:

|      |     |      |      |      |      |      |
|------|-----|------|------|------|------|------|
| Inn. | 1   | 2    | 3    | 4    | 5    | 6    |
| W-L  | 3-8 | 3-14 | 3-19 | 2-18 | 0-19 | 0-19 |

### Record when tied after:

|      |      |     |     |     |     |     |
|------|------|-----|-----|-----|-----|-----|
| Inn. | 1    | 2   | 3   | 4   | 5   | 6   |
| W-L  | 8-13 | 4-6 | 3-3 | 3-4 | 2-1 | 0-1 |

## TEAM SITUATION

## GAME-BY-GAME STATISTICS

| Date    | Opponent              | Total<br>h/ab | vs<br>Left | vs<br>Right | With<br>Runners | Bases<br>Empty | Bases<br>Loaded | With<br>2-outs | With<br>RBI-op | Reach as<br>Leadoff | 3rd and<br>LT 2out | LOB |
|---------|-----------------------|---------------|------------|-------------|-----------------|----------------|-----------------|----------------|----------------|---------------------|--------------------|-----|
| Feb 06  | vs A&M-Corpus Christi | 7-19          | 3-6        | 4-13        | 5-12            | 2-7            | 1-1             | 4-8            | 5-9            | 2-5                 | 1-3                | 3   |
| Feb 06  | at Sam Houston        | 2-22          | 0-0        | 2-22        | 1-7             | 1-15           | 0-2             | 1-8            | 1-5            | 1-7                 | 0-1                | 7   |
| Feb 7   | at Houston Christian  | 3-23          | 0-0        | 3-23        | 2-8             | 1-15           | 0-0             | 2-8            | 2-3            | 1-7                 | 0-0                | 3   |
| Feb 07  | at HOUSTON            | 8-30          | 0-0        | 8-30        | 7-24            | 1-6            | 1-3             | 3-9            | 5-14           | 5-7                 | 2-4                | 7   |
| Feb 08  | at Houston Christian  | 4-27          | 0-0        | 4-27        | 2-12            | 2-15           | 1-2             | 1-10           | 2-8            | 2-7                 | 0-2                | 7   |
| Feb 08  | at HOUSTON            | 13-42         | 0-0        | 13-42       | 6-17            | 7-25           | 0-1             | 6-15           | 3-10           | 1-10                | 0-1                | 11  |
| Feb 09  | vs St. John's         | 4-27          | 2-7        | 2-20        | 1-12            | 3-15           | 0-0             | 2-9            | 1-9            | 1-7                 | 1-2                | 7   |
| Feb 14  | vs Fordham            | 5-24          | 0-0        | 5-24        | 3-13            | 2-11           | 0-2             | 0-6            | 1-6            | 4-7                 | 2-3                | 6   |
| Feb 14  | vs St. Thomas         | 10-26         | 0-0        | 10-26       | 7-17            | 3-9            | 1-3             | 5-12           | 6-15           | 3-6                 | 2-4                | 9   |
| Feb 15  | at Texas State        | 4-26          | 4-26       | 0-0         | 2-12            | 2-14           | 0-1             | 1-8            | 1-5            | 3-7                 | 0-0                | 6   |
| Feb 15  | vs St. Thomas         | 9-30          | 0-0        | 9-30        | 6-14            | 3-16           | 2-5             | 3-10           | 3-8            | 1-7                 | 4-6                | 9   |
| Feb 16  | at Texas State        | 7-29          | 0-0        | 7-29        | 4-17            | 3-12           | 1-2             | 2-9            | 2-7            | 3-7                 | 0-0                | 9   |
| Feb 21  | vs Hawks              | 5-24          | 0-0        | 5-24        | 3-14            | 2-10           | 0-2             | 2-7            | 2-10           | 2-7                 | 2-3                | 9   |
| Feb 22  | vs Texas Southern     | 11-27         | 0-0        | 11-27       | 8-18            | 3-9            | 0-2             | 4-11           | 7-12           | 3-6                 | 1-2                | 8   |
| Feb 22  | vs Hawks              | 11-28         | 0-0        | 11-28       | 6-15            | 5-13           | 1-1             | 3-8            | 6-10           | 3-7                 | 2-3                | 3   |
| Feb 23  | vs Texas Southern     | 8-25          | 0-0        | 8-25        | 8-18            | 0-7            | 4-5             | 3-10           | 7-12           | 2-5                 | 4-5                | 6   |
| Feb 23  | at Tarleton State     | 0-22          | 0-0        | 0-22        | 0-10            | 0-12           | 0-0             | 0-7            | 0-0            | 2-7                 | 0-0                | 4   |
| Feb 28  | vs Northwestern State | 13-23         | 0-0        | 13-23       | 10-17           | 3-6            | 1-1             | 1-5            | 8-13           | 4-5                 | 6-8                | 3   |
| Feb 28  | at Mississippi State  | 3-24          | 0-0        | 3-24        | 1-8             | 2-16           | 0-1             | 0-7            | 0-5            | 1-7                 | 0-2                | 6   |
| Mar 01  | at Mississippi State  | 10-30         | 3-14       | 7-16        | 6-18            | 4-12           | 0-2             | 2-8            | 3-10           | 4-7                 | 1-2                | 9   |
| Mar 01  | vs Alabama State      | 9-24          | 0-0        | 9-24        | 6-15            | 3-9            | 0-0             | 3-9            | 4-12           | 4-7                 | 1-1                | 8   |
| Mar 02  | vs Alabama State      | 7-29          | 0-0        | 7-29        | 2-14            | 5-15           | 0-5             | 2-11           | 1-10           | 2-7                 | 3-5                | 10  |
| Mar 06  | vs Saint Joseph's     | 10-33         | 0-0        | 10-33       | 6-19            | 4-14           | 1-1             | 5-14           | 5-11           | 2-7                 | 2-3                | 7   |
| Mar 07  | vs San Diego          | 4-21          | 0-0        | 4-21        | 1-7             | 3-14           | 0-0             | 1-7            | 1-5            | 2-6                 | 1-2                | 4   |
| Mar 07  | vs Penn               | 6-27          | 0-0        | 6-27        | 2-11            | 4-16           | 0-0             | 0-8            | 1-5            | 3-7                 | 0-0                | 5   |
| Mar 08  | vs Saint Joseph's     | 8-22          | 0-0        | 8-22        | 6-18            | 2-4            | 1-1             | 3-6            | 5-12           | 5-5                 | 2-5                | 3   |
| Mar 11  | at NM State           | 8-29          | 6-23       | 2-6         | 4-19            | 4-10           | 0-1             | 2-8            | 2-16           | 4-7                 | 0-3                | 9   |
| *Mar 14 | SAN JOSE STATE        | 3-19          | 0-0        | 3-19        | 2-10            | 1-9            | 0-0             | 2-7            | 2-6            | 1-5                 | 0-0                | 6   |
| *Mar 15 | SAN JOSE STATE        | 12-27         | 0-0        | 12-27       | 5-16            | 7-11           | 0-0             | 0-4            | 3-11           | 3-7                 | 3-3                | 6   |
| *Mar 16 | SAN JOSE STATE        | 9-25          | 0-0        | 9-25        | 4-12            | 5-13           | 1-1             | 1-7            | 2-7            | 3-6                 | 1-2                | 7   |
| *Mar 21 | at San Diego State    | 7-27          | 2-8        | 5-19        | 3-13            | 4-14           | 0-2             | 2-8            | 1-6            | 3-7                 | 0-0                | 9   |
| *Mar 22 | at San Diego State    | 7-26          | 3-15       | 4-11        | 3-12            | 4-14           | 0-1             | 2-7            | 1-7            | 3-7                 | 1-1                | 7   |
| *Mar 23 | at San Diego State    | 4-24          | 0-0        | 4-24        | 1-7             | 3-17           | 0-0             | 1-8            | 0-3            | 3-7                 | 0-2                | 3   |
| Mar 25  | at UC San Diego       | 8-29          | 0-0        | 8-29        | 6-17            | 2-12           | 0-3             | 2-9            | 4-11           | 1-7                 | 1-2                | 9   |
| *Apr 02 | at Utah State         | 12-43         | 0-0        | 12-43       | 5-17            | 7-26           | 0-2             | 4-15           | 3-10           | 5-12                | 2-5                | 9   |
| *Apr 02 | at Utah State         | 10-23         | 0-0        | 10-23       | 7-17            | 3-6            | 1-5             | 3-8            | 5-12           | 4-5                 | 3-5                | 10  |
| *Apr 06 | BOISE STATE           | 5-20          | 5-17       | 0-3         | 2-9             | 3-11           | 0-1             | 1-7            | 1-6            | 2-6                 | 1-1                | 7   |
| *Apr 06 | BOISE STATE           | 11-29         | 0-0        | 11-29       | 7-18            | 4-11           | 0-0             | 3-9            | 3-9            | 2-7                 | 1-2                | 9   |
| *Apr 11 | COLORADO STATE        | 8-24          | 8-24       | 0-0         | 6-15            | 2-9            | 0-0             | 3-9            | 3-9            | 3-6                 | 3-3                | 6   |
| *Apr 12 | COLORADO STATE        | 4-21          | 0-0        | 4-21        | 3-7             | 1-14           | 1-2             | 3-8            | 2-6            | 1-6                 | 0-1                | 5   |
| *Apr 13 | COLORADO STATE        | 7-29          | 0-0        | 7-29        | 3-11            | 4-18           | 0-1             | 3-11           | 1-5            | 0-7                 | 0-1                | 9   |
| Apr 15  | at UTEP               | 6-20          | 0-0        | 6-20        | 3-13            | 3-7            | 0-2             | 0-5            | 2-12           | 3-6                 | 1-3                | 7   |
| *Apr 17 | at Fresno State       | 9-31          | 0-0        | 9-31        | 4-19            | 5-12           | 0-0             | 4-11           | 2-8            | 4-7                 | 1-1                | 7   |
| *Apr 18 | at Fresno State       | 10-31         | 0-0        | 10-31       | 8-20            | 2-11           | 0-4             | 1-8            | 4-14           | 3-7                 | 1-4                | 10  |
| *Apr 19 | at Fresno State       | 7-26          | 0-0        | 7-26        | 4-12            | 3-14           | 0-1             | 3-10           | 3-8            | 2-7                 | 1-1                | 9   |
| Apr 22  | UTEP                  | 10-32         | 0-0        | 10-32       | 3-18            | 7-14           | 0-1             | 3-11           | 1-7            | 4-7                 | 0-0                | 9   |
| Totals  |                       | 338-121       | 36-140     | 302-107     | 194-649         | 144-570        | 18-70           | 102-400        | 127-399        | 120-310             | 57-107             | 322 |
|         |                       | .277          | .257       | .280        | .299            | .253           | .257            | .255           | .318           | .387                | .533               |     |

# SITUATIONAL BREAKDOWN

| Player             | vs left |     |      | vs right |     |      | w/runners |     |      | w/bases empty |     |      | w/bases loaded |    |      | as leadoff |     |       | fly | gnd | fly/ |
|--------------------|---------|-----|------|----------|-----|------|-----------|-----|------|---------------|-----|------|----------------|----|------|------------|-----|-------|-----|-----|------|
|                    | h       | ab  | avg  | h        | ab  | avg  | h         | ab  | avg  | h             | ab  | avg  | h              | ab | avg  | rch        | op  | pct   | out | out | gnd  |
| 7 ARCHULETA, As    | 7       | 14  | .500 | 47       | 11  | .402 | 22        | 55  | .400 | 32            | 76  | .421 | 0              | 1  | .000 | 30         | 57  | .526  | 28  | 33  | 0.8  |
| 20 BRAMSON, Emm    | 4       | 14  | .286 | 12       | 82  | .146 | 5         | 47  | .106 | 11            | 49  | .224 | 0              | 7  | .000 | 9          | 24  | .375  | 34  | 40  | 0.9  |
| 8 BRUNNER, Kathe   | 2       | 13  | .154 | 13       | 73  | .178 | 9         | 46  | .196 | 6             | 40  | .150 | 2              | 8  | .250 | 4          | 20  | .200  | 33  | 26  | 1.3  |
| 33 CARITHERS, Sy   | 2       | 12  | .167 | 23       | 93  | .247 | 12        | 53  | .226 | 13            | 52  | .250 | 1              | 5  | .200 | 11         | 28  | .393  | 28  | 37  | 0.8  |
| 4 CASTILLO, Ava    | 0       | 0   | ---  | 0        | 1   | .000 | 0         | 1   | .000 | 0             | 0   | ---  | 0              | 0  | ---  | 0          | 0   | ---   | 0   | 0   | 0.0  |
| 38 CHAVEZ, Keyan   | 1       | 5   | .200 | 9        | 58  | .155 | 8         | 34  | .235 | 2             | 29  | .069 | 2              | 4  | .500 | 3          | 17  | .176  | 18  | 19  | 0.9  |
| 3 DAWSON, Ella     | 3       | 5   | .600 | 7        | 39  | .179 | 9         | 35  | .257 | 1             | 9   | .111 | 2              | 3  | .667 | 1          | 3   | .333  | 12  | 9   | 1.3  |
| 28 DELEON, Jessic  | 2       | 14  | .143 | 40       | 10  | .370 | 27        | 67  | .403 | 15            | 55  | .273 | 3              | 8  | .375 | 11         | 33  | .333  | 31  | 22  | 1.4  |
| 9 HANAWAHINE, J    | 1       | 3   | .333 | 2        | 24  | .083 | 2         | 11  | .182 | 1             | 16  | .063 | 0              | 0  | ---  | 0          | 8   | .000  | 11  | 7   | 1.6  |
| 24 HEATHCOCK, G    | 0       | 1   | .000 | 0        | 16  | .000 | 0         | 12  | .000 | 0             | 5   | .000 | 0              | 1  | .000 | 1          | 5   | .200  | 5   | 7   | 0.7  |
| 27 LUDERER, Hayd   | 4       | 13  | .308 | 21       | 75  | .280 | 12        | 42  | .286 | 13            | 46  | .283 | 2              | 7  | .286 | 9          | 21  | .429  | 12  | 30  | 0.4  |
| 34 MCKENZIE, Mira  | 2       | 15  | .133 | 28       | 10  | .264 | 19        | 63  | .302 | 11            | 58  | .190 | 2              | 8  | .250 | 11         | 30  | .367  | 34  | 40  | 0.9  |
| 13 PACHECO, Mya    | 0       | 1   | .000 | 4        | 11  | .364 | 3         | 10  | .300 | 1             | 2   | .500 | 1              | 2  | .500 | 2          | 2   | 1.000 | 1   | 4   | 0.2  |
| 18 RANA, Grace     | 0       | 2   | .000 | 2        | 8   | .250 | 1         | 5   | .200 | 1             | 5   | .200 | 0              | 1  | .000 | 1          | 3   | .333  | 3   | 5   | 0.6  |
| 77 TINARI, Marina  | 0       | 0   | ---  | 1        | 10  | .100 | 1         | 5   | .200 | 0             | 5   | .000 | 0              | 1  | .000 | 1          | 4   | .250  | 2   | 6   | 0.3  |
| 0 VASQUEZ-DICKS    | 2       | 13  | .154 | 45       | 12  | .369 | 28        | 71  | .394 | 19            | 64  | .297 | 2              | 6  | .333 | 16         | 30  | .533  | 32  | 48  | 0.7  |
| 10 WILLIAMS, Allie | 6       | 15  | .400 | 48       | 13  | .353 | 36        | 92  | .391 | 18            | 59  | .305 | 1              | 8  | .125 | 10         | 25  | .400  | 35  | 55  | 0.6  |
| Totals             | 36      | 140 | .257 | 302      | 107 | .280 | 194       | 649 | .299 | 144           | 570 | .253 | 18             | 70 | .257 | 120        | 310 | .387  | 319 | 388 | 0.8  |
| Opponents          | 74      | 224 | .330 | 259      | 979 | .265 | 163       | 610 | .267 | 170           | 593 | .287 | 10             | 51 | .196 | 118        | 304 | .388  | 331 | 291 | 1.1  |

| Player             | pinch hitting |    |      | w/runners in scoring pos |     |      | w/runner on 3r and LT 2 out |     |       | with 2 outs |     |      | success adv runners |     |       | 2- rnrns |     |     | rch | rch | kl |
|--------------------|---------------|----|------|--------------------------|-----|------|-----------------------------|-----|-------|-------------|-----|------|---------------------|-----|-------|----------|-----|-----|-----|-----|----|
|                    | h             | ab | avg  | h                        | ab  | avg  | rbi                         | op  | pct   | h           | ab  | avg  | adv                 | op  | pct   | rbi      | w/o | lob | err | fc  | kl |
| 7 ARCHULETA, As    | 2             | 5  | .400 | 12                       | 30  | .400 | 8                           | 9   | .889  | 10          | 35  | .286 | 35                  | 63  | .556  | 5        | 3   | 23  | 3   | 7   | 5  |
| 20 BRAMSON, Emm    | 0             | 0  | ---  | 3                        | 29  | .103 | 2                           | 6   | .333  | 5           | 39  | .128 | 19                  | 56  | .339  | 3        | 8   | 42  | 5   | 6   | 3  |
| 8 BRUNNER, Kathe   | 1             | 3  | .333 | 7                        | 28  | .250 | 4                           | 10  | .400  | 6           | 26  | .231 | 22                  | 52  | .423  | 4        | 8   | 24  | 1   | 5   | 2  |
| 33 CARITHERS, Sy   | 0             | 1  | .000 | 6                        | 26  | .231 | 2                           | 4   | .500  | 7           | 34  | .206 | 29                  | 64  | .453  | 6        | 7   | 31  | 3   | 5   | 2  |
| 4 CASTILLO, Ava    | 0             | 1  | .000 | 0                        | 0   | ---  | 0                           | 0   | ---   | 0           | 1   | .000 | 1                   | 1   | 1.000 | 0        | 0   | 0   | 1   | 0   | 0  |
| 38 CHAVEZ, Keyan   | 2             | 13 | .154 | 6                        | 19  | .316 | 1                           | 4   | .250  | 4           | 23  | .174 | 15                  | 40  | .375  | 3        | 4   | 20  | 5   | 3   | 3  |
| 3 DAWSON, Ella     | 7             | 29 | .241 | 6                        | 21  | .286 | 1                           | 5   | .200  | 6           | 21  | .286 | 16                  | 39  | .410  | 11       | 3   | 21  | 0   | 2   | 3  |
| 28 DELEON, Jessic  | 0             | 0  | ---  | 21                       | 51  | .412 | 8                           | 17  | .471  | 16          | 40  | .400 | 40                  | 76  | .526  | 14       | 6   | 23  | 4   | 2   | 4  |
| 9 HANAWAHINE, J    | 0             | 0  | ---  | 0                        | 7   | .000 | 0                           | 0   | ---   | 2           | 12  | .167 | 6                   | 13  | .462  | 0        | 3   | 7   | 1   | 0   | 2  |
| 24 HEATHCOCK, G    | 0             | 8  | .000 | 0                        | 7   | .000 | 0                           | 2   | .000  | 0           | 8   | .000 | 1                   | 12  | .083  | 0        | 1   | 10  | 0   | 3   | 1  |
| 27 LUDERER, Hayd   | 0             | 0  | ---  | 8                        | 28  | .286 | 3                           | 7   | .429  | 5           | 26  | .192 | 30                  | 55  | .545  | 8        | 9   | 21  | 4   | 6   | 9  |
| 34 MCKENZIE, Mira  | 0             | 3  | .000 | 14                       | 46  | .304 | 7                           | 15  | .467  | 12          | 34  | .353 | 38                  | 73  | .521  | 10       | 6   | 25  | 4   | 4   | 1  |
| 13 PACHECO, Mya    | 1             | 2  | .500 | 3                        | 7   | .429 | 1                           | 1   | 1.000 | 2           | 7   | .286 | 4                   | 10  | .400  | 2        | 2   | 8   | 0   | 3   | 2  |
| 18 RANA, Grace     | 0             | 2  | .000 | 1                        | 4   | .250 | 1                           | 2   | .500  | 1           | 5   | .200 | 3                   | 6   | .500  | 0        | 2   | 4   | 0   | 1   | 0  |
| 77 TINARI, Marina  | 0             | 6  | .000 | 1                        | 3   | .333 | 0                           | 0   | ---   | 0           | 3   | .000 | 2                   | 6   | .333  | 0        | 0   | 4   | 0   | 0   | 0  |
| 0 VASQUEZ-DICKS    | 0             | 0  | ---  | 15                       | 35  | .429 | 11                          | 14  | .786  | 8           | 30  | .267 | 61                  | 95  | .642  | 2        | 23  | 24  | 4   | 7   | 10 |
| 10 WILLIAMS, Allie | 0             | 0  | ---  | 24                       | 58  | .414 | 8                           | 11  | .727  | 18          | 56  | .321 | 58                  | 10  | .574  | 12       | 11  | 35  | 2   | 12  | 0  |
| Totals             | 13            | 73 | .178 | 127                      | 399 | .318 | 57                          | 107 | .533  | 102         | 400 | .255 | 380                 | 762 | .499  | 80       | 96  | 333 | 37  | 66  | 47 |
| Opponents          | 7             | 38 | .184 | 102                      | 389 | .262 | 57                          | 105 | .543  | 89          | 380 | .234 | 307                 | 684 | .449  | 55       | 101 | 297 | 24  | 47  | 85 |

|                   | vs left |     |       | vs right |     |      | w/runners |     |       | w/bases empty |     |      | vs leadoff |     |      | with 2 outs |     |       | fly | gnd | fly/ |    |
|-------------------|---------|-----|-------|----------|-----|------|-----------|-----|-------|---------------|-----|------|------------|-----|------|-------------|-----|-------|-----|-----|------|----|
| Player            | h       | ab  | avg   | h        | ab  | avg  | h         | ab  | avg   | h             | ab  | avg  | rch        | op  | pct  | h           | ab  | avg   | out | out | gn   | gd |
| 5 ATCITY, Lexi    | 16      | 53  | .302  | 26       | 92  | .283 | 18        | 74  | .243  | 24            | 71  | .338 | 13         | 35  | .371 | 7           | 40  | .175  | 49  | 33  | 1.   | 1  |
| 2 BARELA, Caprice | 4       | 17  | .235  | 17       | 61  | .279 | 13        | 48  | .271  | 8             | 30  | .267 | 11         | 19  | .579 | 8           | 30  | .267  | 17  | 25  | 0.   | 0  |
| 3 DAWSON, Ella    | 1       | 1   | 1.000 | 0        | 2   | .000 | 1         | 1   | 1.000 | 0             | 2   | .000 | 0          | 1   | .000 | 1           | 1   | 1.000 | 0   | 2   | 0.   | 0  |
| 44 FRITZ, Natalie | 27      | 10  | .250  | 74       | 26  | .282 | 47        | 18  | .258  | 54            | 18  | .287 | 40         | 92  | .435 | 27          | 11  | .227  | 118 | 78  | 1.   | 1  |
| 23 GUEST, McKenn  | 52      | 16  | .315  | 83       | 36  | .230 | 66        | 26  | .254  | 69            | 26  | .259 | 45         | 13  | .328 | 40          | 17  | .235  | 125 | 132 | 0.   | 3  |
| 25 MONTES, Nova   | 0       | 0   | ---   | 1        | 2   | .500 | 1         | 2   | .500  | 0             | 0   | ---  | 0          | 0   | ---  | 1           | 1   | 1.000 | 0   | 1   | 0.   | 0  |
| 77 TINARI, Marina | 3       | 19  | .158  | 17       | 30  | .567 | 9         | 24  | .375  | 11            | 25  | .440 | 6          | 13  | .462 | 3           | 11  | .273  | 14  | 13  | 1.   | 0  |
| 16 UMALI, Brooke  | 2       | 6   | .333  | 10       | 24  | .417 | 8         | 19  | .421  | 4             | 11  | .364 | 3          | 7   | .429 | 2           | 8   | .250  | 8   | 7   | 1.   | 0  |
| Totals            | 105     | 369 | .285  | 228      | 834 | .273 | 163       | 610 | .267  | 170           | 593 | .287 | 118        | 304 | .388 | 89          | 380 | .234  | 331 | 291 | 1.1  | 5  |
| Opponents         | 154     | 462 | .333  | 184      | 757 | .243 | 194       | 649 | .299  | 144           | 570 | .253 | 120        | 310 | .387 | 102         | 400 | .255  | 319 | 388 | 0.8  | 9  |

| Player            | ap | qs | ip/app | *h/g | *r/g | *er/g | *bb/ | *so/ | k/bb | *2b/ | *3b/ | *hr/g | *fo/g | *go/ | *bf/g | sba | att | pct  |
|-------------------|----|----|--------|------|------|-------|------|------|------|------|------|-------|-------|------|-------|-----|-----|------|
| 5 ATCITY, Lexi    | 16 | 5  | 2.23   | 8.24 | 5.50 | 4.71  | 3.34 | 3.93 | 1.2  | 1.37 | 0.20 | 1.37  | 9.62  | 6.48 | 32.7  | 9   | 11  | .81  |
| 2 BARELA, Capri   | 12 | 1  | 1.69   | 7.23 | 6.20 | 5.16  | 4.82 | 5.16 | 1.1  | 1.03 | 0.00 | 1.03  | 5.85  | 8.61 | 33.7  | 7   | 9   | .77  |
| 3 DAWSON, Ella    | 2  | 0  | 0.33   | 10.5 | 31.5 | 31.5  | 0.00 | 0.00 | 0.0  | 0.00 | 0.00 | 0.00  | 0.00  | 21.0 | 63.0  | 0   | 0   | ---  |
| 44 FRITZ, Natalie | 28 | 13 | 3.33   | 7.57 | 3.97 | 3.38  | 2.85 | 5.70 | 2.0  | 1.05 | 0.22 | 0.60  | 8.85  | 5.85 | 31.4  | 19  | 21  | .90  |
| 23 GUEST, McKe    | 32 | 23 | 4.09   | 7.21 | 4.11 | 2.89  | 2.56 | 6.84 | 2.7  | 1.18 | 0.27 | 0.43  | 6.68  | 7.05 | 31.9  | 17  | 18  | .94  |
| 25 MONTES, Nov    | 1  | 0  | 0.33   | 21.0 | 21.0 | 21.0  | 0.00 | 0.00 | 0.0  | 21.0 | 0.00 | 0.00  | 0.00  | 21.0 | 63.0  | 0   | 0   | ---  |
| 77 TINARI, Marin  | 8  | 3  | 1.29   | 13.5 | 10.1 | 10.1  | 8.13 | 2.03 | 0.3  | 2.71 | 0.68 | 2.71  | 9.48  | 8.81 | 42.6  | 2   | 2   | 1.00 |
| 16 UMALI, Brook   | 7  | 1  | 0.86   | 14.0 | 7.00 | 5.83  | 4.67 | 3.50 | 0.8  | 3.50 | 1.17 | 0.00  | 9.33  | 8.17 | 43.1  | 0   | 0   | ---  |
| Totals            | 46 | 46 | 6.47   | 7.83 | 4.73 | 3.79  | 3.22 | 5.76 | 1.8  | 1.27 | 0.26 | 0.71  | 7.78  | 6.84 | 32.7  | 54  | 61  | .88  |
| Opponents         | 46 | 46 | 6.65   | 7.73 | 4.46 | 3.66  | 3.23 | 4.21 | 1.3  | 1.51 | 0.23 | 0.37  | 7.30  | 8.88 | 33.0  | 11  | 17  | .64  |

# LEADERS

|                             |       |                           |      |                                |       |
|-----------------------------|-------|---------------------------|------|--------------------------------|-------|
| <b>Batting avg</b>          |       | <b>Slugging pct</b>       |      | <b>On base pct</b>             |       |
| 1. 7 ARCHULETA, Ashley      | .412  | 1. 7 ARCHULETA, Ashley    | .603 | 1. 7 ARCHULETA, Ashley         | .509  |
| 2. 10 WILLIAMS, Allie       | .358  | 2. 28 DELEON, Jessica     | .492 | 2. 0 VASQUEZ-DICKSON, DeN      | .429  |
| 3. 0 VASQUEZ-DICKSON, DeN   | .348  | 3. 0 VASQUEZ-DICKSON, DeN | .481 | 3. 10 WILLIAMS, Allie          | .421  |
| 4. 28 DELEON, Jessica       | .344  | 4. 10 WILLIAMS, Allie     | .444 | 4. 28 DELEON, Jessica          | .418  |
| 5. 27 LUDERER, Hayden       | .284  | 5. 33 CARITHERS, Sydney   | .400 | 5. 33 CARITHERS, Sydney        | .357  |
| <b>Runs scored</b>          |       | <b>Hits</b>               |      | <b>Runs batted in</b>          |       |
| 1. 7 ARCHULETA, Ashley      | 36    | 1. 10 WILLIAMS, Allie     | 54   | 1. 28 DELEON, Jessica          | 33    |
| 2. 0 VASQUEZ-DICKSON, DeN   | 33    | 7 ARCHULETA, Ashley       | 54   | 2. 34 MCKENZIE, Miracle        | 25    |
| 3. 27 LUDERER, Hayden       | 20    | 3. 0 VASQUEZ-DICKSON, DeN | 47   | 3. 10 WILLIAMS, Allie          | 24    |
| 4. 4 CASTILLO, Ava          | 15    | 4. 28 DELEON, Jessica     | 42   | 4. 0 VASQUEZ-DICKSON, DeN      | 22    |
| 5. 2 tied at.....           | 14    | 5. 34 MCKENZIE, Miracle   | 30   | 5. 7 ARCHULETA, Ashley         | 17    |
| <b>Doubles</b>              |       | <b>Triples</b>            |      | <b>Home runs</b>               |       |
| 1. 7 ARCHULETA, Ashley      | 12    | 1. 7 ARCHULETA, Ashley    | 5    | 1. 3 DAWSON, Ella              | 3     |
| 2. 10 WILLIAMS, Allie       | 11    | 2. 0 VASQUEZ-DICKSON, DeN | 3    | 34 MCKENZIE, Miracle           | 3     |
| 3. 28 DELEON, Jessica       | 9     | 3. 38 CHAVEZ, Keyannah    | 1    | 33 CARITHERS, Sydney           | 3     |
| 0 VASQUEZ-DICKSON, DeN      | 9     | 10 WILLIAMS, Allie        | 1    | 28 DELEON, Jessica             | 3     |
| 5. 33 CARITHERS, Sydney     | 8     |                           |      | 5. 4 tied at.....              | 1     |
| <b>Total bases</b>          |       | <b>Walks</b>              |      | <b>Hit by pitch</b>            |       |
| 1. 7 ARCHULETA, Ashley      | 79    | 1. 7 ARCHULETA, Ashley    | 21   | 1. 34 MCKENZIE, Miracle        | 6     |
| 2. 10 WILLIAMS, Allie       | 67    | 2. 28 DELEON, Jessica     | 19   | 7 ARCHULETA, Ashley            | 6     |
| 3. 0 VASQUEZ-DICKSON, DeN   | 65    | 3. 0 VASQUEZ-DICKSON, DeN | 17   | 33 CARITHERS, Sydney           | 6     |
| 4. 28 DELEON, Jessica       | 60    | 10 WILLIAMS, Allie        | 17   | 27 LUDERER, Hayden             | 6     |
| 5. 34 MCKENZIE, Miracle     | 43    | 5. 34 MCKENZIE, Miracle   | 15   | 5. 0 VASQUEZ-DICKSON, DeN      | 3     |
| <b>Sac bunts</b>            |       | <b>Sac flies</b>          |      | <b>Stolen bases</b>            |       |
| 1. 0 VASQUEZ-DICKSON, DeN   | 17    | 1. 28 DELEON, Jessica     | 5    | 1. 27 LUDERER, Hayden          | 5     |
| 2. 27 LUDERER, Hayden       | 6     | 2. 10 WILLIAMS, Allie     | 2    | 2. 33 CARITHERS, Sydney        | 2     |
| 3. 20 BRAMSON, Emma         | 4     | 3. 7 tied at.....         | 1    | 7 ARCHULETA, Ashley            | 2     |
| 33 CARITHERS, Sydney        | 4     |                           |      | 4. 20 BRAMSON, Emma            | 1     |
| 5. 38 CHAVEZ, Keyannah      | 3     |                           |      | 0 VASQUEZ-DICKSON, DeN         | 1     |
| <b>Caught stealing</b>      |       | <b>Steal attempts</b>     |      | <b>Stolen base pct</b>         |       |
| 1. 7 ARCHULETA, Ashley      | 2     | 1. 27 LUDERER, Hayden     | 5    | 1. 20 BRAMSON, Emma            | 1.000 |
| 2. 3 DAWSON, Ella           | 1     | 2. 7 ARCHULETA, Ashley    | 4    | 27 LUDERER, Hayden             | 1.000 |
| 10 WILLIAMS, Allie          | 1     | 3. 33 CARITHERS, Sydney   | 3    | 3. 33 CARITHERS, Sydney        | .667  |
| 33 CARITHERS, Sydney        | 1     | 4. 0 VASQUEZ-DICKSON, DeN | 2    | 4. 0 VASQUEZ-DICKSON, DeN      | .500  |
| 0 VASQUEZ-DICKSON, DeN      | 1     | 5. 3 tied at.....         | 1    | 7 ARCHULETA, Ashley            | .500  |
| <b>Strikeouts</b>           |       | <b>Grounded into DP</b>   |      | <b>Total plate appearances</b> |       |
| 1. 28 DELEON, Jessica       | 28    | 1. 8 BRUNNER, Katherine   | 2    | 1. 0 VASQUEZ-DICKSON, DeN      | 173   |
| 2. 27 LUDERER, Hayden       | 23    | 10 WILLIAMS, Allie        | 2    | 2. 10 WILLIAMS, Allie          | 171   |
| 3. 0 VASQUEZ-DICKSON, DeN   | 20    | 34 MCKENZIE, Miracle      | 2    | 3. 7 ARCHULETA, Ashley         | 159   |
| 4. 33 CARITHERS, Sydney     | 16    | 4. 3 tied at.....         | 1    | 4. 28 DELEON, Jessica          | 146   |
| 5. 3 tied at.....           | 14    |                           |      | 5. 34 MCKENZIE, Miracle        | 143   |
| <b>At bats</b>              |       | <b>Games played</b>       |      | <b>Game starts</b>             |       |
| 1. 10 WILLIAMS, Allie       | 151   | 1. 10 WILLIAMS, Allie     | 46   | 1. 0 VASQUEZ-DICKSON, DeN      | 46    |
| 2. 0 VASQUEZ-DICKSON, DeN   | 135   | 0 VASQUEZ-DICKSON, DeN    | 46   | 10 WILLIAMS, Allie             | 46    |
| 3. 7 ARCHULETA, Ashley      | 131   | 20 BRAMSON, Emma          | 46   | 3. 33 CARITHERS, Sydney        | 44    |
| 4. 28 DELEON, Jessica       | 122   | 28 DELEON, Jessica        | 46   | 28 DELEON, Jessica             | 44    |
| 5. 34 MCKENZIE, Miracle     | 121   | 33 CARITHERS, Sydney      | 46   | 5. 34 MCKENZIE, Miracle        | 43    |
| <b>Games as sub</b>         |       | <b>Chances</b>            |      | <b>Putouts</b>                 |       |
| 1. 3 DAWSON, Ella           | 32    | 1. 34 MCKENZIE, Miracle   | 256  | 1. 34 MCKENZIE, Miracle        | 247   |
| 2. 4 CASTILLO, Ava          | 26    | 2. 28 DELEON, Jessica     | 180  | 2. 28 DELEON, Jessica          | 167   |
| 3. 18 RANA, Grace           | 25    | 3. 33 CARITHERS, Sydney   | 160  | 3. 33 CARITHERS, Sydney        | 103   |
| 4. 38 CHAVEZ, Keyannah      | 16    | 4. 20 BRAMSON, Emma       | 140  | 4. 20 BRAMSON, Emma            | 80    |
| 5. 8 BRUNNER, Katherine     | 11    | 5. 8 BRUNNER, Katherine   | 97   | 5. 10 WILLIAMS, Allie          | 69    |
| <b>Fielding pct</b>         |       | <b>Errors</b>             |      | <b>Fielding double plays</b>   |       |
| 1. 18 RANA, Grace           | 1.000 | 1. 8 BRUNNER, Katherine   | 7    | 1. 34 MCKENZIE, Miracle        | 8     |
| 24 HEATHCOCK, Georgia       | 1.000 | 2. 10 WILLIAMS, Allie     | 6    | 2. 28 DELEON, Jessica          | 3     |
| 13 PACHECO, Mya             | 1.000 | 3. 20 BRAMSON, Emma       | 5    | 8 BRUNNER, Katherine           | 3     |
| 3 DAWSON, Ella              | 1.000 | 4. 3 tied at.....         | 4    | 4. 3 tied at.....              | 2     |
| 77 TINARI, Marina           | 1.000 |                           |      |                                |       |
| <b>Assists</b>              |       | <b>Caught stealing by</b> |      | <b>Steal attempts against</b>  |       |
| 1. 8 BRUNNER, Katherine     | 56    | 1. 33 CARITHERS, Sydney   | 3    | 1. 28 DELEON, Jessica          | 34    |
| 2. 20 BRAMSON, Emma         | 55    | 2. 2 BARELA, Caprice      | 2    | 2. 44 FRITZ, Natalie           | 21    |
| 3. 33 CARITHERS, Sydney     | 53    | 5 ATCITTY, Lexi           | 2    | 3. 33 CARITHERS, Sydney        | 18    |
| 4. 23 GUEST, McKenna        | 28    | 28 DELEON, Jessica        | 2    | 23 GUEST, McKenna              | 18    |
| 5. 7 ARCHULETA, Ashley      | 27    | 44 FRITZ, Natalie         | 2    | 5. 5 ATCITTY, Lexi             | 11    |
| <b>Stolen bases against</b> |       |                           |      |                                |       |
| 1. 28 DELEON, Jessica       | 32    |                           |      |                                |       |
| 2. 44 FRITZ, Natalie        | 19    |                           |      |                                |       |
| 3. 23 GUEST, McKenna        | 17    |                           |      |                                |       |
| 4. 33 CARITHERS, Sydney     | 15    |                           |      |                                |       |
| 5. 5 ATCITTY, Lexi          | 9     |                           |      |                                |       |



| Earned run avg       |  |      |
|----------------------|--|------|
| 1. 23 GUEST, McKenna |  | 2.89 |
| 2. 44 FRITZ, Natalie |  | 3.38 |
| 3. 5 ATCITY, Lexi    |  | 4.71 |
| 4. 2 BARELA, Caprice |  | 5.16 |
| 5. 16 UMALI, Brooke  |  | 5.83 |

| Wins                 |  |    |
|----------------------|--|----|
| 1. 23 GUEST, McKenna |  | 14 |
| 2. 44 FRITZ, Natalie |  | 5  |
| 3. 5 ATCITY, Lexi    |  | 1  |

| Innings pitched      |  |       |
|----------------------|--|-------|
| 1. 23 GUEST, McKenna |  | 131.0 |
| 2. 44 FRITZ, Natalie |  | 93.1  |
| 3. 5 ATCITY, Lexi    |  | 35.2  |
| 4. 2 BARELA, Caprice |  | 20.1  |
| 5. 77 TINARI, Marina |  | 10.1  |

| Games started        |  |    |
|----------------------|--|----|
| 1. 23 GUEST, McKenna |  | 23 |
| 2. 44 FRITZ, Natalie |  | 13 |
| 3. 5 ATCITY, Lexi    |  | 5  |
| 4. 77 TINARI, Marina |  | 3  |
| 5. 2 tied at.....    |  | 1  |

| Wild pitches         |  |   |
|----------------------|--|---|
| 1. 23 GUEST, McKenna |  | 4 |
| 2. 44 FRITZ, Natalie |  | 3 |
| 5 ATCITY, Lexi       |  | 3 |
| 4. 4 tied at.....    |  | 2 |

| Intentional BB allowed |  |  |
|------------------------|--|--|
|------------------------|--|--|

| Sac bunts allowed    |  |   |
|----------------------|--|---|
| 1. 44 FRITZ, Natalie |  | 6 |
| 2. 23 GUEST, McKenna |  | 5 |
| 3. 2 BARELA, Caprice |  | 3 |
| 5 ATCITY, Lexi       |  | 3 |
| 5. 2 tied at.....    |  | 1 |

| Runs allowed         |  |    |
|----------------------|--|----|
| 1. 16 UMALI, Brooke  |  | 6  |
| 2. 77 TINARI, Marina |  | 15 |
| 3. 2 BARELA, Caprice |  | 18 |
| 4. 5 ATCITY, Lexi    |  | 28 |
| 5. 44 FRITZ, Natalie |  | 53 |

| Doubles allowed      |  |    |
|----------------------|--|----|
| 1. 16 UMALI, Brooke  |  | 3  |
| 2 BARELA, Caprice    |  | 3  |
| 3. 77 TINARI, Marina |  | 4  |
| 4. 5 ATCITY, Lexi    |  | 7  |
| 5. 44 FRITZ, Natalie |  | 15 |

| Opposing bat avg     |  |      |
|----------------------|--|------|
| 1. 23 GUEST, McKenna |  | .257 |
| 2. 2 BARELA, Caprice |  | .269 |
| 3. 44 FRITZ, Natalie |  | .273 |
| 4. 5 ATCITY, Lexi    |  | .290 |
| 5. 16 UMALI, Brooke  |  | .400 |

| Losses               |  |   |
|----------------------|--|---|
| 1. 44 FRITZ, Natalie |  | 9 |
| 2. 23 GUEST, McKenna |  | 8 |
| 3. 77 TINARI, Marina |  | 3 |
| 4. 2 BARELA, Caprice |  | 2 |
| 5 ATCITY, Lexi       |  | 2 |

| Batters struck out   |  |     |
|----------------------|--|-----|
| 1. 23 GUEST, McKenna |  | 128 |
| 2. 44 FRITZ, Natalie |  | 76  |
| 3. 5 ATCITY, Lexi    |  | 20  |
| 4. 2 BARELA, Caprice |  | 15  |
| 5. 2 tied at.....    |  | 3   |

| Games finished       |  |    |
|----------------------|--|----|
| 1. 44 FRITZ, Natalie |  | 12 |
| 2. 5 ATCITY, Lexi    |  | 6  |
| 23 GUEST, McKenna    |  | 6  |
| 4. 2 BARELA, Caprice |  | 5  |
| 5. 2 tied at.....    |  | 2  |

| Balks |  |  |
|-------|--|--|
|-------|--|--|

| Runners picked off |  |  |
|--------------------|--|--|
|--------------------|--|--|

| Sac flies allowed    |  |   |
|----------------------|--|---|
| 1. 23 GUEST, McKenna |  | 5 |
| 2. 44 FRITZ, Natalie |  | 3 |
| 3. 5 ATCITY, Lexi    |  | 2 |

| Earned runs allowed  |  |    |
|----------------------|--|----|
| 1. 16 UMALI, Brooke  |  | 5  |
| 2. 77 TINARI, Marina |  | 15 |
| 2 BARELA, Caprice    |  | 15 |
| 4. 5 ATCITY, Lexi    |  | 24 |
| 5. 44 FRITZ, Natalie |  | 45 |

| Triples allowed      |  |   |
|----------------------|--|---|
| 1. 2 BARELA, Caprice |  | 0 |
| 2. 16 UMALI, Brooke  |  | 1 |
| 77 TINARI, Marina    |  | 1 |
| 5 ATCITY, Lexi       |  | 1 |
| 5. 44 FRITZ, Natalie |  | 3 |

| Won-loss pct         |  |      |
|----------------------|--|------|
| 1. 23 GUEST, McKenna |  | .636 |
| 2. 44 FRITZ, Natalie |  | .357 |
| 3. 5 ATCITY, Lexi    |  | .333 |
| 4. 77 TINARI, Marina |  | .000 |
| 2 BARELA, Caprice    |  | .000 |

| Saves                |  |   |
|----------------------|--|---|
| 1. 44 FRITZ, Natalie |  | 3 |
| 2. 23 GUEST, McKenna |  | 1 |

| Appearances          |  |    |
|----------------------|--|----|
| 1. 23 GUEST, McKenna |  | 32 |
| 2. 44 FRITZ, Natalie |  | 28 |
| 3. 5 ATCITY, Lexi    |  | 16 |
| 4. 2 BARELA, Caprice |  | 12 |
| 5. 77 TINARI, Marina |  | 8  |

| Games in relief      |  |    |
|----------------------|--|----|
| 1. 44 FRITZ, Natalie |  | 15 |
| 2. 5 ATCITY, Lexi    |  | 11 |
| 2 BARELA, Caprice    |  | 11 |
| 4. 23 GUEST, McKenna |  | 9  |
| 5. 16 UMALI, Brooke  |  | 6  |

| Hit batters          |  |    |
|----------------------|--|----|
| 1. 23 GUEST, McKenna |  | 13 |
| 2. 2 BARELA, Caprice |  | 3  |
| 3. 16 UMALI, Brooke  |  | 2  |
| 44 FRITZ, Natalie    |  | 2  |
| 5. 77 TINARI, Marina |  | 1  |

| Batters SO out looking |  |    |
|------------------------|--|----|
| 1. 23 GUEST, McKenna   |  | 36 |
| 2. 44 FRITZ, Natalie   |  | 33 |
| 3. 5 ATCITY, Lexi      |  | 10 |
| 4. 2 BARELA, Caprice   |  | 6  |

| Hits allowed         |  |     |
|----------------------|--|-----|
| 1. 16 UMALI, Brooke  |  | 12  |
| 2. 77 TINARI, Marina |  | 20  |
| 3. 2 BARELA, Caprice |  | 21  |
| 4. 5 ATCITY, Lexi    |  | 42  |
| 5. 44 FRITZ, Natalie |  | 101 |

| Walks allowed        |  |    |
|----------------------|--|----|
| 1. 16 UMALI, Brooke  |  | 4  |
| 2. 77 TINARI, Marina |  | 12 |
| 3. 2 BARELA, Caprice |  | 14 |
| 4. 5 ATCITY, Lexi    |  | 17 |
| 5. 44 FRITZ, Natalie |  | 38 |

| Home runs allowed    |  |   |
|----------------------|--|---|
| 1. 16 UMALI, Brooke  |  | 0 |
| 2. 2 BARELA, Caprice |  | 3 |
| 3. 77 TINARI, Marina |  | 4 |
| 4. 5 ATCITY, Lexi    |  | 7 |
| 5. 44 FRITZ, Natalie |  | 8 |

## MISC. STATS

| Multiple Hit Games     | 2  | 3  | 4 | 5+ | Total |
|------------------------|----|----|---|----|-------|
| 7 ARCHULETA, Ashley    | 16 | 1  | 1 | -  | 18    |
| 10 WILLIAMS, Allie     | 10 | 3  | - | -  | 13    |
| 28 DELEON, Jessica     | 9  | 1  | - | 1  | 11    |
| 0 VASQUEZ-DICKSON, DeN | 7  | 4  | - | -  | 11    |
| 33 CARITHERS, Sydney   | 5  | 1  | - | -  | 6     |
| 34 MCKENZIE, Miracle   | 4  | -  | - | -  | 4     |
| 27 LUDERER, Hayden     | 3  | -  | - | -  | 3     |
| 8 BRUNNER, Katherine   | 2  | -  | - | -  | 2     |
| 20 BRAMSON, Emma       | 2  | -  | - | -  | 2     |
| 38 CHAVEZ, Keyannah    | 1  | -  | - | -  | 1     |
| 3 DAWSON, Ella         | 1  | -  | - | -  | 1     |
| 13 PACHECO, Mya        | -  | 1  | - | -  | 1     |
| TEAM                   | 60 | 11 | 1 | 1  | 73    |

| Multiple RBI Games     | 2  | 3  | 4 | 5+ | Total |
|------------------------|----|----|---|----|-------|
| 34 MCKENZIE, Miracle   | 8  | 1  | - | -  | 9     |
| 28 DELEON, Jessica     | 4  | 2  | 1 | -  | 7     |
| 0 VASQUEZ-DICKSON, DeN | 4  | 2  | - | -  | 6     |
| 10 WILLIAMS, Allie     | 3  | 2  | - | -  | 5     |
| 27 LUDERER, Hayden     | 3  | 1  | - | -  | 4     |
| 7 ARCHULETA, Ashley    | 1  | 1  | 1 | -  | 3     |
| 3 DAWSON, Ella         | -  | 2  | 1 | -  | 3     |
| 38 CHAVEZ, Keyannah    | 2  | -  | - | -  | 2     |
| 8 BRUNNER, Katherine   | 1  | 1  | - | -  | 2     |
| 13 PACHECO, Mya        | 1  | -  | - | -  | 1     |
| 33 CARITHERS, Sydney   | -  | 1  | - | -  | 1     |
| TEAM                   | 27 | 13 | 3 | 0  | 43    |

| Hitting Streaks        | Longest | Current |
|------------------------|---------|---------|
| 10 WILLIAMS, Allie     | 11      | 4       |
| 0 VASQUEZ-DICKSON, DeN | 9       | 3       |
| 34 MCKENZIE, Miracle   | 8       | -       |
| 7 ARCHULETA, Ashley    | 7       | 5       |
| 8 BRUNNER, Katherine   | 6       | -       |
| 27 LUDERER, Hayden     | 5       | 1       |
| 28 DELEON, Jessica     | 5       | -       |
| 33 CARITHERS, Sydney   | 4       | 1       |
| 20 BRAMSON, Emma       | 3       | -       |
| 38 CHAVEZ, Keyannah    | 3       | -       |
| 3 DAWSON, Ella         | 2       | -       |
| 9 HANAWAHINE, Jewels   | 2       | 2       |
| 18 RANA, Grace         | 1       | 1       |
| 13 PACHECO, Mya        | 1       | -       |
| 77 TINARI, Marina      | 1       | -       |

| Reached Base Streaks   | Longest | Current |
|------------------------|---------|---------|
| 0 VASQUEZ-DICKSON, DeN | 17      | 3       |
| 10 WILLIAMS, Allie     | 16      | 4       |
| 7 ARCHULETA, Ashley    | 12      | 5       |
| 28 DELEON, Jessica     | 9       | -       |
| 34 MCKENZIE, Miracle   | 8       | 2       |
| 8 BRUNNER, Katherine   | 7       | -       |
| 27 LUDERER, Hayden     | 6       | 1       |
| 20 BRAMSON, Emma       | 5       | -       |
| 33 CARITHERS, Sydney   | 5       | 5       |
| 38 CHAVEZ, Keyannah    | 4       | 4       |
| 13 PACHECO, Mya        | 3       | -       |
| 9 HANAWAHINE, Jewels   | 2       | 2       |
| 77 TINARI, Marina      | 2       | -       |
| 3 DAWSON, Ella         | 2       | -       |
| 24 HEATHCOCK, Georgia  | 1       | -       |
| 18 RANA, Grace         | 1       | 1       |

## CONFERENCE STANDINGS

|                          | MOUNTAIN WEST |    |      |     |     |     | ALL GAMES |    |   |      |      |      |        |        |         |
|--------------------------|---------------|----|------|-----|-----|-----|-----------|----|---|------|------|------|--------|--------|---------|
| Team (NFCA/USA Softball) | W             | L  | Pct. | H   | A   | N   | W         | L  | T | Pct. | H    | A    | N      | Streak | Last 10 |
| Nevada&                  | 12            | 4  | .750 | 6-2 | 6-2 | 0-0 | 34        | 12 | 0 | .739 | 7-2  | 11-6 | 16-4   | L1     | 7-3     |
| San Diego State&         | 13            | 6  | .684 | 7-1 | 6-5 | 0-0 | 29        | 15 | 0 | .659 | 12-3 | 6-7  | 11-5   | W2     | 7-3     |
| Fresno State&            | 13            | 6  | .684 | 8-3 | 5-3 | 0-0 | 30        | 17 | 0 | .638 | 19-6 | 8-7  | 3-4    | W4     | 6-4     |
| Utah State               | 10            | 6  | .625 | 4-4 | 6-2 | 0-0 | 25        | 20 | 0 | .556 | 5-7  | 9-8  | 11-5   | W1     | 5-5     |
| Boise State              | 8             | 8  | .500 | 4-4 | 4-4 | 0-0 | 30        | 17 | 0 | .638 | 8-7  | 10-4 | 12-6   | W1     | 4-6     |
| San José State           | 6             | 10 | .375 | 3-5 | 3-5 | 0-0 | 19        | 24 | 0 | .442 | 12-7 | 3-8  | 4-9    | L1     | 4-6     |
| New Mexico               | 5             | 11 | .313 | 5-3 | 0-8 | 0-0 | 20        | 25 | 1 | .446 | 5-4  | 3-18 | 12-3-1 | L6     | 3-7     |
| Colorado State           | 5             | 11 | .313 | 3-5 | 2-6 | 0-0 | 15        | 27 | 0 | .357 | 8-9  | 3-12 | 4-6    | L2     | 3-7     |
| UNLV                     | 3             | 13 | .188 | 2-6 | 1-7 | 0-0 | 20        | 23 | 0 | .465 | 11-8 | 3-10 | 6-5    | L1     | 2-8     |



# THE 2025 LOBOS



**00 DeNae Vasquez-Dickson**

SO • OF • 5-4 • L/L

Grapevine, Texas (Colleyville Heritage HS)

## SEASON BESTS

|              |   |                                |
|--------------|---|--------------------------------|
| Hits         | 3 | 4x, last: Fresno St., 4-18-25  |
| Doubles      | 1 | 9x, last: UTEP, 4-22-25        |
| Triples      | 1 | 3x, last: Miss. St., 3-1-25    |
| Home Runs    | 1 | San José State, 3-16-25        |
| RBI          | 3 | 2x, last: NW St., 2-28-25      |
| Runs         | 2 | 7x, last: St. Joseph's, 3-8-25 |
| Walks        | 2 | 2x, last: Miss. St., 3-1-25    |
| Stolen Bases | 1 | HCU, 2-7-25                    |

## CAREER BESTS

|              |   |                                   |
|--------------|---|-----------------------------------|
| Hits         | 3 | 5x, last: Fresno St., 4-18-25     |
| Doubles      | 1 | 15x, last: UTEP, 4-22-25          |
| Triples      | 1 | 3x, last: Miss. St., 3-1-25       |
| Home Runs    | 1 | 4x, last: San José State, 3-16-25 |
| RBI          | 3 | 2x, last: NW St., 2-28-25         |
| Runs         | 2 | 9x, last: St. Joseph's, 3-8-25    |
| Walks        | 2 | 2x, last: Miss. St., 3-1-25       |
| Stolen Bases | 1 | 6x, last: HCU, 2-7-25             |

## STREAKS

|         | Current | Career Best |
|---------|---------|-------------|
| Hitting | 3       | 9           |
| On-Base | 3       | 17          |

## MULTI-HIT GAMES

|      | 2 | 3 | 4 | 5+ | TOTAL |
|------|---|---|---|----|-------|
| 2024 | 3 | 1 | - | -  | 4     |
| 2025 | 7 | 4 | - | -  | 11    |

## MULTI-RBI GAMES

|      | 2 | 3 | 4 | 5+ | TOTAL |
|------|---|---|---|----|-------|
| 2024 | 7 | - | - | -  | 7     |
| 2025 | 4 | 2 | - | -  | 6     |

## 2025 GAME-BY-GAME

| DATE | OPPONENT           | POS    | AB  | R  | H  | TB | 2B | 3B | HR | RBI | BB | HBP | SO | SB-ATT | E |
|------|--------------------|--------|-----|----|----|----|----|----|----|-----|----|-----|----|--------|---|
| 2/6  | Texas A&M-CC       | *lf    | 2   | 1  | 1  | 2  | 1  | 0  | 0  | 3   | 0  | 0   | 0  | 0-0    | 0 |
| 2/6  | Sam Houston        | *lf    | 3   | 0  | 0  | 0  | 0  | 0  | 0  | 0   | 0  | 0   | 1  | 0-0    | 1 |
| 2/7  | Houston Christian  | *cf    | 2   | 0  | 0  | 0  | 0  | 0  | 0  | 0   | 1  | 0   | 1  | 1-1    | 0 |
| 2/7  | Houston            | *cf    | 2   | 2  | 1  | 1  | 0  | 0  | 0  | 1   | 1  | 0   | 1  | 0-0    | 0 |
| 2/8  | Houston Christian  | *cf    | 4   | 1  | 1  | 1  | 0  | 0  | 0  | 0   | 0  | 0   | 0  | 0-0    | 0 |
| 2/8  | Houston            | *cf    | 3   | 1  | 1  | 2  | 1  | 0  | 0  | 0   | 2  | 0   | 0  | 0-0    | 0 |
| 2/9  | St. John's         | *cf    | 4   | 0  | 0  | 0  | 0  | 0  | 0  | 0   | 0  | 0   | 1  | 0-0    | 0 |
| 2/14 | Fordham            | *rf    | 3   | 2  | 1  | 3  | 0  | 1  | 0  | 0   | 1  | 0   | 1  | 0-0    | 0 |
| 2/14 | St. Thomas         | *cf    | 2   | 2  | 1  | 3  | 0  | 1  | 0  | 0   | 1  | 1   | 1  | 0-0    | 0 |
| 2/15 | Texas State        | *rf    | 3   | 0  | 1  | 1  | 0  | 0  | 0  | 0   | 0  | 0   | 1  | 0-0    | 0 |
| 2/15 | St. Thomas         | *cf    | 4   | 0  | 3  | 3  | 0  | 0  | 0  | 1   | 0  | 0   | 0  | 0-0    | 0 |
| 2/16 | Texas State        | *cf    | 3   | 0  | 2  | 2  | 0  | 0  | 0  | 0   | 0  | 1   | 0  | 0-0    | 0 |
| 2/21 | North Dakota       | *lf    | 3   | 0  | 1  | 1  | 0  | 0  | 0  | 0   | 1  | 0   | 0  | 0-0    | 0 |
| 2/22 | Texas Southern     | *lf    | 2   | 2  | 1  | 2  | 1  | 0  | 0  | 1   | 1  | 0   | 0  | 0-0    | 0 |
| 2/22 | North Dakota       | *lf    | 3   | 1  | 2  | 3  | 1  | 0  | 0  | 2   | 0  | 0   | 0  | 0-0    | 0 |
| 2/23 | Texas Southern     | *lf    | 4   | 2  | 1  | 1  | 0  | 0  | 0  | 0   | 0  | 0   | 1  | 0-0    | 0 |
| 2/23 | Tarleton State     | *cf    | 2   | 0  | 0  | 0  | 0  | 0  | 0  | 0   | 0  | 1   | 1  | 0-0    | 0 |
| 2/28 | Northwestern State | *lf    | 3   | 2  | 3  | 3  | 0  | 0  | 0  | 3   | 0  | 0   | 0  | 0-0    | 0 |
| 2/28 | Mississippi State  | *lf    | 4   | 0  | 1  | 1  | 0  | 0  | 0  | 0   | 0  | 0   | 2  | 0-0    | 0 |
| 3/1  | Mississippi State  | *lf    | 2   | 1  | 1  | 3  | 0  | 1  | 0  | 1   | 2  | 0   | 1  | 0-0    | 0 |
| 3/1  | Alabama State      | *lf    | 3   | 0  | 1  | 1  | 0  | 0  | 0  | 1   | 0  | 0   | 0  | 0-0    | 0 |
| 3/2  | Alabama State      | *lf    | 4   | 1  | 1  | 1  | 0  | 0  | 0  | 0   | 0  | 0   | 0  | 0-0    | 0 |
| 3/6  | Saint Joseph's     | *lf    | 4   | 1  | 1  | 1  | 0  | 0  | 0  | 1   | 0  | 0   | 1  | 0-0    | 2 |
| 3/7  | San Diego          | *lf    | 3   | 1  | 1  | 1  | 0  | 0  | 0  | 0   | 0  | 0   | 1  | 0-0    | 0 |
| 3/7  | UPenn              | *lf    | 3   | 0  | 0  | 0  | 0  | 0  | 0  | 0   | 0  | 0   | 0  | 0-0    | 0 |
| 3/8  | Saint Joseph's     | *lf    | 3   | 2  | 2  | 3  | 1  | 0  | 0  | 2   | 0  | 0   | 0  | 0-0    | 0 |
| 3/11 | New Mexico State   | *lf    | 3   | 1  | 1  | 2  | 1  | 0  | 0  | 0   | 1  | 0   | 0  | 0-0    | 0 |
| 3/14 | San José State     | *lf    | 2   | 1  | 0  | 0  | 0  | 0  | 0  | 0   | 1  | 0   | 0  | 0-0    | 0 |
| 3/15 | San José State     | *lf    | 4   | 1  | 1  | 2  | 1  | 0  | 0  | 0   | 0  | 0   | 0  | 0-1    | 0 |
| 3/16 | San José State     | *lf    | 2   | 1  | 1  | 4  | 0  | 0  | 1  | 2   | 1  | 0   | 0  | 0-0    | 0 |
| 3/21 | San Diego State    | *lf    | 3   | 0  | 1  | 1  | 0  | 0  | 0  | 0   | 1  | 0   | 0  | 0-0    | 0 |
| 3/22 | San Diego State    | *lf    | 4   | 0  | 0  | 0  | 0  | 0  | 0  | 0   | 0  | 0   | 1  | 0-0    | 0 |
| 3/23 | San Diego State    | *lf    | 1   | 0  | 0  | 0  | 0  | 0  | 0  | 0   | 0  | 0   | 1  | 0-0    | 0 |
| 3/25 | UC San Diego       | *cf    | 3   | 0  | 2  | 2  | 0  | 0  | 0  | 1   | 1  | 0   | 0  | 0-0    | 0 |
| 4/2  | Utah State         | *lf    | 4   | 1  | 0  | 0  | 0  | 0  | 0  | 0   | 1  | 0   | 1  | 0-0    | 0 |
| 4/2  | Utah State         | *lf    | 3   | 0  | 0  | 0  | 0  | 0  | 0  | 0   | 0  | 0   | 1  | 0-0    | 0 |
| 4/5  | Boise State        | *lf    | 1   | 0  | 0  | 0  | 0  | 0  | 0  | 0   | 0  | 0   | 0  | 0-0    | 0 |
| 4/6  | Boise State        | *lf/cf | 4   | 1  | 2  | 2  | 0  | 0  | 0  | 0   | 0  | 0   | 0  | 0-0    | 0 |
| 4/11 | Colorado State     | *lf/cf | 2   | 0  | 0  | 0  | 0  | 0  | 0  | 1   | 0  | 0   | 0  | 0-0    | 0 |
| 4/12 | Colorado State     | *cf    | 2   | 0  | 0  | 0  | 0  | 0  | 0  | 0   | 0  | 0   | 1  | 0-0    | 0 |
| 4/13 | Colorado State     | *cf    | 4   | 1  | 3  | 3  | 0  | 0  | 0  | 0   | 0  | 0   | 0  | 0-0    | 0 |
| 4/15 | UTEP               | *cf/lf | 2   | 1  | 1  | 1  | 0  | 0  | 0  | 0   | 0  | 0   | 0  | 0-0    | 0 |
| 4/17 | at Fresno State    | *lf    | 3   | 1  | 0  | 0  | 0  | 0  | 0  | 0   | 0  | 0   | 0  | 0-0    | 0 |
| 4/18 | at Fresno State    | *lf    | 3   | 1  | 3  | 3  | 0  | 0  | 0  | 0   | 1  | 0   | 0  | 0-0    | 0 |
| 4/19 | at Fresno State    | *lf    | 2   | 0  | 2  | 3  | 1  | 0  | 0  | 2   | 0  | 0   | 0  | 0-0    | 0 |
| 4/22 | UTEP               | *lf/cf | 4   | 1  | 2  | 3  | 1  | 0  | 0  | 0   | 0  | 0   | 1  | 0-0    | 0 |
| 4/25 | Nevada             |        |     |    |    |    |    |    |    |     |    |     |    |        |   |
| 4/26 | Nevada             |        |     |    |    |    |    |    |    |     |    |     |    |        |   |
| 4/27 | Nevada             |        |     |    |    |    |    |    |    |     |    |     |    |        |   |
| 5/1  | UNLV               |        |     |    |    |    |    |    |    |     |    |     |    |        |   |
| 5/2  | UNLV               |        |     |    |    |    |    |    |    |     |    |     |    |        |   |
| 5/3  | UNLV               |        |     |    |    |    |    |    |    |     |    |     |    |        |   |
|      |                    | 46-46  | 135 | 33 | 47 | 65 | 9  | 3  | 1  | 22  | 17 | 3   | 20 | 1-2    | 3 |

## CAREER STATS

| SEASON | GP | GS | AVG. | AB  | R  | H  | 2B | 3B | HR | RBI | TB  | SLG% | BB | SO | HBP | OB%  | SF | SH | SB-SA | PO  | A | E | FLD% |
|--------|----|----|------|-----|----|----|----|----|----|-----|-----|------|----|----|-----|------|----|----|-------|-----|---|---|------|
| 2024   | 53 | 46 | .237 | 135 | 19 | 32 | 6  | 0  | 3  | 18  | 47  | .348 | 7  | 19 | 2   | .285 | 0  | 15 | 5-7   | 83  | 4 | 1 | .989 |
| 2025   | 46 | 46 | .348 | 135 | 33 | 47 | 9  | 3  | 1  | 22  | 65  | .481 | 17 | 20 | 3   | .429 | 1  | 17 | 1-2   | 61  | 5 | 3 | .957 |
| TOTAL  | 99 | 92 | .293 | 270 | 52 | 79 | 15 | 3  | 4  | 40  | 112 | .415 | 24 | 39 | 5   | .360 | 1  | 32 | 6-9   | 144 | 9 | 4 | .975 |

## HIGHLIGHTS

- Leads team in sac bunts and second in runs scored and on-base %. Tied for third in hits, total bases, batting average and slugging percentage, tied for third in doubles and walks and fourth in in RBI.
- 2nd in NCAA in sac bunts per game (0.40), leads MW in sac bunts.
- Started 12 games in left, 29 in center, 5 in right last season
- Had a career-best on-base streak of 17 games this season
- Led MW in sac bunts (15), finished 6th in the NCAA in sac bunts/ game (.28) as a freshman.
- Her 15 sac bunts tied the MW record for sac bunts by a freshman, last done by Tiffany Messerschmidt (BYU) in 2009.
- Named MW Freshman of the Week on May 6, 2024
- Majoring in exercise science and wants to be a physical therapist
- Played for Glory Adkins Gold 18U

THE 2025 LOBOS



1 Gabrielle Briones

FR • UTIL • 5-3 • R/R

Mesquite, Texas (North Mesquite HS)

SEASON BESTS

Hits  
Doubles  
Triples  
Home Runs  
RBI  
Runs  
Walks  
Stolen Bases

CAREER BESTS

Hits 1 5x, last: San Diego State, 4-3-24  
Doubles 1 2x, last: San Diego State, 4-3-24  
Triples  
Home Runs  
RBI  
Runs 1 2x, last: San Diego State, 4-3-24  
Walks 1 Utah State, 4-21-24  
Stolen Bases 1 Cal, 2-10-24

STREAKS

|         | Current | Career Best |
|---------|---------|-------------|
| Hitting | 2       |             |
| On-Base | 2       |             |

MULTI-HIT GAMES

|      | 2 | 3 | 4 | 5+ | TOTAL |
|------|---|---|---|----|-------|
| 2024 | - | - | - | -  | -     |
| 2025 |   |   |   |    |       |

MULTI-RBI GAMES

|      | 2 | 3 | 4 | 5+ | TOTAL |
|------|---|---|---|----|-------|
| 2024 | - | - | - | -  | -     |
| 2025 |   |   |   |    |       |

2025 GAME-BY-GAME

| DATE | OPPONENT           | POS | AB | R | H | TB | 2B | 3B | HR | RBI | BB | HBP | SO | SB-ATT | E |
|------|--------------------|-----|----|---|---|----|----|----|----|-----|----|-----|----|--------|---|
| 2/6  | Texas A&M-CC       |     |    |   |   |    |    |    |    |     |    |     |    |        |   |
| 2/6  | Sam Houston        |     |    |   |   |    |    |    |    |     |    |     |    |        |   |
| 2/7  | Houston Christian  |     |    |   |   |    |    |    |    |     |    |     |    |        |   |
| 2/7  | Houston            |     |    |   |   |    |    |    |    |     |    |     |    |        |   |
| 2/8  | Houston Christian  |     |    |   |   |    |    |    |    |     |    |     |    |        |   |
| 2/8  | Houston            |     |    |   |   |    |    |    |    |     |    |     |    |        |   |
| 2/9  | St. John's         |     |    |   |   |    |    |    |    |     |    |     |    |        |   |
| 2/14 | Fordham            |     |    |   |   |    |    |    |    |     |    |     |    |        |   |
| 2/14 | St. Thomas         |     |    |   |   |    |    |    |    |     |    |     |    |        |   |
| 2/15 | Texas State        |     |    |   |   |    |    |    |    |     |    |     |    |        |   |
| 2/15 | St. Thomas         |     |    |   |   |    |    |    |    |     |    |     |    |        |   |
| 2/16 | Texas State        |     |    |   |   |    |    |    |    |     |    |     |    |        |   |
| 2/21 | North Dakota       |     |    |   |   |    |    |    |    |     |    |     |    |        |   |
| 2/22 | Texas Southern     |     |    |   |   |    |    |    |    |     |    |     |    |        |   |
| 2/22 | North Dakota       |     |    |   |   |    |    |    |    |     |    |     |    |        |   |
| 2/23 | Texas Southern     |     |    |   |   |    |    |    |    |     |    |     |    |        |   |
| 2/23 | Tarleton State     |     |    |   |   |    |    |    |    |     |    |     |    |        |   |
| 2/28 | Northwestern State |     |    |   |   |    |    |    |    |     |    |     |    |        |   |
| 2/28 | Mississippi State  |     |    |   |   |    |    |    |    |     |    |     |    |        |   |
| 3/1  | Mississippi State  |     |    |   |   |    |    |    |    |     |    |     |    |        |   |
| 3/1  | Alabama State      |     |    |   |   |    |    |    |    |     |    |     |    |        |   |
| 3/2  | Alabama State      |     |    |   |   |    |    |    |    |     |    |     |    |        |   |
| 3/6  | Saint Joseph's     |     |    |   |   |    |    |    |    |     |    |     |    |        |   |
| 3/7  | San Diego          |     |    |   |   |    |    |    |    |     |    |     |    |        |   |
| 3/7  | UPenn              |     |    |   |   |    |    |    |    |     |    |     |    |        |   |
| 3/8  | Saint Joseph's     |     |    |   |   |    |    |    |    |     |    |     |    |        |   |
| 3/11 | New Mexico State   |     |    |   |   |    |    |    |    |     |    |     |    |        |   |
| 3/14 | San José State     |     |    |   |   |    |    |    |    |     |    |     |    |        |   |
| 3/15 | San José State     |     |    |   |   |    |    |    |    |     |    |     |    |        |   |
| 3/16 | San José State     |     |    |   |   |    |    |    |    |     |    |     |    |        |   |
| 3/21 | San Diego State    |     |    |   |   |    |    |    |    |     |    |     |    |        |   |
| 3/22 | San Diego State    |     |    |   |   |    |    |    |    |     |    |     |    |        |   |
| 3/23 | San Diego State    |     |    |   |   |    |    |    |    |     |    |     |    |        |   |
| 3/25 | UC San Diego       |     |    |   |   |    |    |    |    |     |    |     |    |        |   |
| 4/2  | Utah State         |     |    |   |   |    |    |    |    |     |    |     |    |        |   |
| 4/2  | Utah State         |     |    |   |   |    |    |    |    |     |    |     |    |        |   |
| 4/5  | Boise State        |     |    |   |   |    |    |    |    |     |    |     |    |        |   |
| 4/6  | Boise State        |     |    |   |   |    |    |    |    |     |    |     |    |        |   |
| 4/11 | Colorado State     |     |    |   |   |    |    |    |    |     |    |     |    |        |   |
| 4/12 | Colorado State     |     |    |   |   |    |    |    |    |     |    |     |    |        |   |
| 4/13 | Colorado State     |     |    |   |   |    |    |    |    |     |    |     |    |        |   |
| 4/15 | UTEP               |     |    |   |   |    |    |    |    |     |    |     |    |        |   |
| 4/17 | at Fresno State    |     |    |   |   |    |    |    |    |     |    |     |    |        |   |
| 4/18 | at Fresno State    |     |    |   |   |    |    |    |    |     |    |     |    |        |   |
| 4/19 | at Fresno State    |     |    |   |   |    |    |    |    |     |    |     |    |        |   |
| 4/22 | UTEP               |     |    |   |   |    |    |    |    |     |    |     |    |        |   |
| 4/25 | Nevada             |     |    |   |   |    |    |    |    |     |    |     |    |        |   |
| 4/26 | Nevada             |     |    |   |   |    |    |    |    |     |    |     |    |        |   |
| 4/27 | Nevada             |     |    |   |   |    |    |    |    |     |    |     |    |        |   |
| 5/1  | UNLV               |     |    |   |   |    |    |    |    |     |    |     |    |        |   |
| 5/2  | UNLV               |     |    |   |   |    |    |    |    |     |    |     |    |        |   |
| 5/3  | UNLV               |     |    |   |   |    |    |    |    |     |    |     |    |        |   |

CAREER STATS

| SEASON | GP | GS | AVG. | AB | R | H | 2B | 3B | HR | RBI | TB | SLG% | BB | SO | HBP | OB%  | SF | SH | SB-SA | PO | A | E | FLD%  |
|--------|----|----|------|----|---|---|----|----|----|-----|----|------|----|----|-----|------|----|----|-------|----|---|---|-------|
| 2024   | 18 | 5  | .217 | 23 | 2 | 5 | 2  | 0  | 0  | 0   | 7  | .304 | 1  | 5  | 0   | .250 | 0  | 1  | 1-1   | 5  | 7 | 0 | 1.000 |
| TOTAL  | 18 | 5  | .217 | 23 | 2 | 5 | 2  | 0  | 0  | 0   | 7  | .304 | 1  | 5  | 0   | .250 | 0  | 1  | 1-1   | 5  | 7 | 0 | 1.000 |

HIGHLIGHTS

- Majoring in criminology and wants to be either a criminal investigator or criminal/forensic psychologist
- Named the 2022 District 10-6A Defensive Player of the Year and the 2021 District 10-6A Offensive Player of the Year
- Played club ball for Texas Glory



THE 2025 LOBOS



**2 Caprice Barela**  
FR • P • 5-6 • L/R  
Las Cruces, N.M. (Centennial HS)

SEASON BESTS

|           |     |                                 |
|-----------|-----|---------------------------------|
| IP (high) | 4.1 | New Mexico State, 3-11-25       |
| H (low)   | 0   | 3x, last: Colorado St., 4-13-25 |
| R (low)   | 0   | 4x, last: Colorado St., 4-13-25 |
| ER (low)  | 0   | 5x, last: Colorado St., 4-13-25 |
| BB (low)  | 0   | 3x, last: UTEP, 4-15-25         |
| SO (high) | 3   | 3x, last: UTEP, 4-15-25         |
| BF (high) | 17  | Mississippi St., 3-1-25         |
| NP (high) | 57  | Mississippi St., 3-1-25         |

CAREER BESTS (MIN. 3.0 IP)

|           |     |                                   |
|-----------|-----|-----------------------------------|
| IP (high) | 4.1 | New Mexico State, 3-11-25         |
| H (low)   | 0   | New Mexico St., 3-11-25           |
| R (low)   | 0   | New Mexico St., 3-11-25           |
| ER (low)  | 0   | New Mexico St., 3-11-25           |
| BB (low)  | 1   | 2x, last: New Mexico St., 3-11-25 |
| SO (high) | 3   | New Mexico St., 3-11-25           |
| BF (high) | 17  | Mississippi St., 3-1-25           |
| NP (high) | 57  | Mississippi St., 3-1-25           |

PITCHING SUPERLATIVES (MIN. 4.0 IP)

|             |        |        |
|-------------|--------|--------|
|             | Season | Career |
| 5+ K        |        |        |
| 10+ K       |        |        |
| 1 R or Less | 1      | 1      |
| Shutout     |        |        |

2025 GAME-BY-GAME

| DATE | OPPONENT           | W-L | ERA   | CG | IP   | H  | R  | ER             | BB | SO | 2B | 3B | HR | BF | HBP |
|------|--------------------|-----|-------|----|------|----|----|----------------|----|----|----|----|----|----|-----|
| 2/6  | Texas A&M-CC       |     |       |    |      |    |    | -Did Not Play- |    |    |    |    |    |    |     |
| 2/6  | Sam Houston        |     |       |    |      |    |    | -Did Not Play- |    |    |    |    |    |    |     |
| 2/7  | Houston Christian  |     |       |    |      |    |    | -Did Not Play- |    |    |    |    |    |    |     |
| 2/7  | Houston            | 0-0 | 42.00 | 0  | 0.1  | 0  | 3  | 2              | 2  | 1  | 0  | 0  | 0  | 4  | 0   |
| 2/8  | Houston Christian  |     |       |    |      |    |    | -Did Not Play- |    |    |    |    |    |    |     |
| 2/8  | Houston            |     |       |    |      |    |    | -Did Not Play- |    |    |    |    |    |    |     |
| 2/9  | St. John's         |     |       |    |      |    |    | -Did Not Play- |    |    |    |    |    |    |     |
| 2/14 | Fordham            |     |       |    |      |    |    | -Did Not Play- |    |    |    |    |    |    |     |
| 2/14 | St. Thomas         | 0-0 | 0.00  | 0  | 1.2  | 1  | 1  | 0              | 0  | 3  | 0  | 0  | 0  | 7  | 1   |
| 2/15 | Texas State        |     |       |    |      |    |    | -Did Not Play- |    |    |    |    |    |    |     |
| 2/15 | St. Thomas         |     |       |    |      |    |    | -Did Not Play- |    |    |    |    |    |    |     |
| 2/16 | Texas State        |     |       |    |      |    |    | -Did Not Play- |    |    |    |    |    |    |     |
| 2/21 | North Dakota       |     |       |    |      |    |    | -Did Not Play- |    |    |    |    |    |    |     |
| 2/22 | Texas Southern     |     |       |    |      |    |    | -Did Not Play- |    |    |    |    |    |    |     |
| 2/22 | North Dakota       |     |       |    |      |    |    | -Did Not Play- |    |    |    |    |    |    |     |
| 2/23 | Texas Southern     |     |       |    |      |    |    | -Did Not Play- |    |    |    |    |    |    |     |
| 2/23 | Tarleton State     |     |       |    |      |    |    | -Did Not Play- |    |    |    |    |    |    |     |
| 2/28 | Northwestern State |     |       |    |      |    |    | -Did Not Play- |    |    |    |    |    |    |     |
| 2/28 | Mississippi State  | 0-0 | 0.00  | 0  | 2.2  | 3  | 0  | 0              | 3  | 1  | 0  | 0  | 0  | 14 | 0   |
| 3/1  | Mississippi State  | 0-0 | 5.25  | 0  | 4.0  | 3  | 3  | 3              | 1  | 2  | 1  | 0  | 1  | 17 | 2   |
| 3/1  | Alabama State      |     |       |    |      |    |    | -Did Not Play- |    |    |    |    |    |    |     |
| 3/2  | Alabama State      |     |       |    |      |    |    | -Did Not Play- |    |    |    |    |    |    |     |
| 3/6  | Saint Joseph's     |     |       |    |      |    |    | -Did Not Play- |    |    |    |    |    |    |     |
| 3/7  | San Diego          |     |       |    |      |    |    | -Did Not Play- |    |    |    |    |    |    |     |
| 3/7  | UPenn              |     |       |    |      |    |    | -Did Not Play- |    |    |    |    |    |    |     |
| 3/8  | Saint Joseph's     | 0-0 | 0.00  | 0  | 1.0  | 2  | 0  | 0              | 1  | 0  | 1  | 0  | 0  | 5  | 0   |
| 3/11 | New Mexico State   | 0-0 | 0.00  | 0  | 4.1  | 0  | 0  | 0              | 1  | 3  | 0  | 0  | 0  | 14 | 0   |
| 3/14 | San José State     | 0-0 | 0.00  | 0  | 0.0  | 0  | 1  | 1              | 2  | 0  | 0  | 0  | 0  | 2  | 0   |
| 3/15 | San José State     |     |       |    |      |    |    | -Did Not Play- |    |    |    |    |    |    |     |
| 3/16 | San José State     |     |       |    |      |    |    | -Did Not Play- |    |    |    |    |    |    |     |
| 3/21 | San Diego State    |     |       |    |      |    |    | -Did Not Play- |    |    |    |    |    |    |     |
| 3/22 | San Diego State    | 0-1 | 21.00 | 0  | 1.1  | 3  | 4  | 4              | 1  | 0  | 0  | 0  | 1  | 9  | 0   |
| 3/23 | San Diego State    |     |       |    |      |    |    | -Did Not Play- |    |    |    |    |    |    |     |
| 3/25 | UC San Diego       |     |       |    |      |    |    | -Did Not Play- |    |    |    |    |    |    |     |
| 4/2  | Utah State         |     |       |    |      |    |    | -Did Not Play- |    |    |    |    |    |    |     |
| 4/2  | Utah State         | 0-0 | 10.50 | 0  | 1.1  | 3  | 2  | 2              | 1  | 1  | 0  | 0  | 1  | 6  | 0   |
| 4/5  | Boise State        |     |       |    |      |    |    | -Did Not Play- |    |    |    |    |    |    |     |
| 4/6  | Boise State        |     |       |    |      |    |    | -Did Not Play- |    |    |    |    |    |    |     |
| 4/11 | Colorado State     |     |       |    |      |    |    | -Did Not Play- |    |    |    |    |    |    |     |
| 4/12 | Colorado State     |     |       |    |      |    |    | -Did Not Play- |    |    |    |    |    |    |     |
| 4/13 | Colorado State     | 0-0 | 0.00  | 0  | 1.0  | 0  | 0  | 0              | 0  | 1  | 0  | 0  | 0  | 3  | 0   |
| 4/15 | UTEP               | 0-1 | 7.00  | 0  | 2.0  | 4  | 3  | 2              | 0  | 3  | 1  | 0  | 0  | 11 | 0   |
| 4/17 | at Fresno State    |     |       |    |      |    |    | -Did Not Play- |    |    |    |    |    |    |     |
| 4/18 | at Fresno State    | 0-0 | 10.50 | 0  | 0.2  | 2  | 1  | 1              | 2  | 0  | 0  | 0  | 0  | 6  | 0   |
| 4/19 | at Fresno State    |     |       |    |      |    |    | -Did Not Play- |    |    |    |    |    |    |     |
| 4/22 | UTEP               |     |       |    |      |    |    | -Did Not Play- |    |    |    |    |    |    |     |
| 4/25 | Nevada             |     |       |    |      |    |    |                |    |    |    |    |    |    |     |
| 4/26 | Nevada             |     |       |    |      |    |    |                |    |    |    |    |    |    |     |
| 4/27 | Nevada             |     |       |    |      |    |    |                |    |    |    |    |    |    |     |
| 5/1  | UNLV               |     |       |    |      |    |    |                |    |    |    |    |    |    |     |
| 5/2  | UNLV               |     |       |    |      |    |    |                |    |    |    |    |    |    |     |
| 5/3  | UNLV               |     |       |    |      |    |    |                |    |    |    |    |    |    |     |
|      |                    | 0-2 | 5.16  | 0  | 20.1 | 21 | 18 | 15             | 14 | 15 | 3  | 0  | 3  | 98 | 3   |

CAREER STATS

| SEASON | GS | APP | CG | W-L | ERA  | SHO | SV | IP   | H  | R  | ER | BB | SO | 2B | 3B | HR | BF | NP-STK  | WP | HBP | PO | A | E | FLD%  |
|--------|----|-----|----|-----|------|-----|----|------|----|----|----|----|----|----|----|----|----|---------|----|-----|----|---|---|-------|
| 2025   | 1  | 12  | 0  | 0-2 | 5.16 | 0/1 | 0  | 20.1 | 21 | 18 | 15 | 14 | 15 | 3  | 0  | 3  | 98 | 362-211 | 2  | 3   | 0  | 4 | 0 | 1.000 |
| TOTAL  | 1  | 12  | 0  | 0-2 | 5.16 | 0/1 | 0  | 20.1 | 21 | 18 | 15 | 14 | 15 | 3  | 0  | 3  | 98 | 362-211 | 2  | 3   | 0  | 4 | 0 | 1.000 |

HIGHLIGHTS

- Combined with Lexi Atcitty for a shutout against Saint Joseph's on March 8
- Didn't allow a hit in 4.1 innings against NMSU, throwing a season-high 4.1 IP. Retired first 12 batters faced.
- Two-time 5A district champion (2022, 2023), was a 5A New Mexico state runner-up in 2022 and 5A New Mexico state champion in 2024
- 5A all-state pitcher in 2023 and 5A all-district pitcher in 2021, 2022 and 2023
- Played for NM Ice and Zia Storm
- Majoring in family and child studies

THE 2025 LOBOS



3 Ella Dawson

FR • P • 5-9 • R/R

Aldie, Va. (John Champe HS)

SEASON BESTS

|              |   |                                |
|--------------|---|--------------------------------|
| Hits         | 2 | Mississippi St., 3-1-25        |
| Doubles      |   |                                |
| Triples      |   |                                |
| Home Runs    | 1 | 3x, last: St. Joseph's, 3-8-25 |
| RBI          | 4 | North Dakota, 2-22-25          |
| Runs         | 1 | 5x, last: Utah State, 4-2-25   |
| Walks        | 1 | 5x, last: Boise State, 4-6-25  |
| Stolen Bases |   |                                |

CAREER BESTS

|              |   |                                |
|--------------|---|--------------------------------|
| Hits         | 2 | Mississippi St., 3-1-25        |
| Doubles      |   |                                |
| Triples      |   |                                |
| Home Runs    | 1 | 3x, last: St. Joseph's, 3-8-25 |
| RBI          | 4 | North Dakota, 2-22-25          |
| Runs         | 1 | 5x, last: Utah State, 4-2-25   |
| Walks        | 1 | 5x, last: Boise State, 4-6-25  |
| Stolen Bases |   |                                |

STREAKS

|         |         |             |
|---------|---------|-------------|
|         | Current | Career Best |
| Hitting |         | 2           |
| On-Base |         | 2           |

MULTI-HIT GAMES

|      |   |   |   |    |       |
|------|---|---|---|----|-------|
|      | 2 | 3 | 4 | 5+ | TOTAL |
| 2025 | 1 |   |   |    | 1     |

MULTI-RBI GAMES

|      |   |   |   |    |       |
|------|---|---|---|----|-------|
|      | 2 | 3 | 4 | 5+ | TOTAL |
| 2025 |   | 2 | 1 |    | 3     |

2025 GAME-BY-GAME (HITTING)

| DATE | OPPONENT           | POS   | AB   | R  | H | TB | 2B             | 3B | HR | RBI | BB | HBP | SO | SB-ATT | E   |   |
|------|--------------------|-------|------|----|---|----|----------------|----|----|-----|----|-----|----|--------|-----|---|
| 2/6  | Texas A&M-CC       | ph    | 1    | 0  | 1 | 1  | 0              | 0  | 0  | 1   | 0  | 0   | 0  | 0-0    | 0   |   |
| 2/6  | Sam Houston        |       |      |    |   |    | -Did Not Play- |    |    |     |    |     |    |        |     |   |
| 2/7  | Houston Christian  | ph    | 1    | 0  | 0 | 0  | 0              | 0  | 0  | 0   | 0  | 0   | 1  | 0-0    | 0   |   |
| 2/7  | Houston            | ph    | 1    | 1  | 1 | 4  | 0              | 0  | 1  | 3   | 0  | 0   | 0  | 0-0    | 0   |   |
| 2/8  | Houston Christian  | *dp   | 3    | 0  | 0 | 0  | 0              | 0  | 0  | 0   | 0  | 0   | 1  | 0-0    | 0   |   |
| 2/8  | Houston            | ph    | 1    | 0  | 0 | 0  | 0              | 0  | 0  | 0   | 0  | 0   | 0  | 0-0    | 0   |   |
| 2/9  | St. John's         | ph    | 1    | 0  | 0 | 0  | 0              | 0  | 0  | 0   | 0  | 0   | 0  | 0-0    | 0   |   |
| 2/14 | Fordham            | ph    | 1    | 0  | 0 | 0  | 0              | 0  | 0  | 0   | 0  | 0   | 0  | 0-0    | 0   |   |
| 2/14 | St. Thomas         |       |      |    |   |    | -Did Not Play- |    |    |     |    |     |    |        |     |   |
| 2/15 | Texas State        | ph    | 1    | 0  | 0 | 0  | 0              | 0  | 0  | 0   | 0  | 0   | 0  | 0-0    | 0   |   |
| 2/15 | St. Thomas         |       |      |    |   |    | -Did Not Play- |    |    |     |    |     |    |        |     |   |
| 2/16 | Texas State        |       |      |    |   |    | -Did Not Play- |    |    |     |    |     |    |        |     |   |
| 2/21 | North Dakota       | ph    | 1    | 0  | 0 | 0  | 0              | 0  | 0  | 0   | 0  | 0   | 1  | 0-0    | 0   |   |
| 2/22 | Texas Southern     |       |      |    |   |    | -Did Not Play- |    |    |     |    |     |    |        |     |   |
| 2/22 | North Dakota       | ph/dp | 1    | 1  | 1 | 4  | 0              | 0  | 1  | 4   | 0  | 1   | 0  | 0-1    | 0   |   |
| 2/23 | Texas Southern     | *dp   | 3    | 1  | 1 | 1  | 0              | 0  | 0  | 1   | 1  | 0   | 0  | 0-0    | 0   |   |
| 2/23 | Tarleton State     | ph    | 1    | 0  | 0 | 0  | 0              | 0  | 0  | 0   | 0  | 0   | 1  | 0-0    | 0   |   |
| 2/28 | Northwestern State | *dp   | 3    | 0  | 0 | 0  | 0              | 0  | 0  | 0   | 0  | 0   | 2  | 0-0    | 0   |   |
| 2/28 | Mississippi State  | ph    | 1    | 0  | 0 | 0  | 0              | 0  | 0  | 0   | 0  | 0   | 1  | 0-0    | 0   |   |
| 3/1  | Mississippi State  | *dp   | 4    | 0  | 2 | 2  | 0              | 0  | 0  | 0   | 0  | 0   | 1  | 0-0    | 0   |   |
| 3/1  | Alabama State      | ph    | 1    | 0  | 0 | 0  | 0              | 0  | 0  | 0   | 0  | 0   | 0  | 0-0    | 0   |   |
| 3/2  | Alabama State      | ph    | 1    | 0  | 0 | 0  | 0              | 0  | 0  | 0   | 1  | 0   | 0  | 0-0    | 0   |   |
| 3/6  | Saint Joseph's     | ph    | 1    | 0  | 0 | 0  | 0              | 0  | 0  | 0   | 0  | 0   | 1  | 0-0    | 0   |   |
| 3/7  | San Diego          | ph    | 1    | 0  | 0 | 0  | 0              | 0  | 0  | 0   | 0  | 0   | 0  | 0-0    | 0   |   |
| 3/7  | UPenn              | ph    | 1    | 0  | 0 | 0  | 0              | 0  | 0  | 0   | 0  | 0   | 0  | 0-0    | 0   |   |
| 3/8  | Saint Joseph's     | ph    | 1    | 1  | 1 | 4  | 0              | 0  | 1  | 3   | 0  | 0   | 0  | 0-0    | 0   |   |
| 3/11 | New Mexico State   | ph    | 1    | 0  | 1 | 1  | 0              | 0  | 0  | 0   | 0  | 0   | 0  | 0-0    | 0   |   |
| 3/14 | San José State     | ph    | 1    | 0  | 0 | 0  | 0              | 0  | 0  | 0   | 0  | 0   | 1  | 0-0    | 0   |   |
| 3/15 | San José State     |       |      |    |   |    | -Did Not Play- |    |    |     |    |     |    |        |     |   |
| 3/16 | San José State     | ph    | 1    | 0  | 0 | 0  | 0              | 0  | 0  | 0   | 0  | 0   | 0  | 0-0    | 0   |   |
| 3/21 | San Diego State    | ph    | 1    | 0  | 0 | 0  | 0              | 0  | 0  | 0   | 0  | 0   | 0  | 0-0    | 0   |   |
| 3/22 | San Diego State    | ph    | 1    | 0  | 1 | 1  | 0              | 0  | 0  | 0   | 0  | 0   | 0  | 0-0    | 0   |   |
| 3/23 | San Diego State    | ph    | 1    | 0  | 0 | 0  | 0              | 0  | 0  | 0   | 0  | 0   | 0  | 0-0    | 0   |   |
| 3/25 | UC San Diego       | *rf   | 2    | 0  | 0 | 0  | 0              | 0  | 0  | 0   | 1  | 0   | 0  | 0-0    | 0   |   |
| 4/2  | Utah State         | ph    | 1    | 0  | 0 | 0  | 0              | 0  | 0  | 0   | 0  | 0   | 0  | 0-0    | 0   |   |
| 4/2  | Utah State         | ph/rf | 0    | 1  | 0 | 0  | 0              | 0  | 0  | 0   | 1  | 0   | 0  | 0-0    | 0   |   |
| 4/5  | Boise State        | ph    | 0    | 0  | 0 | 0  | 0              | 0  | 0  | 0   | 1  | 0   | 0  | 0-0    | 0   |   |
| 4/6  | Boise State        | ph    | 1    | 0  | 0 | 0  | 0              | 0  | 0  | 0   | 0  | 0   | 0  | 0-0    | 0   |   |
| 4/11 | Colorado State     |       |      |    |   |    | -Did Not Play- |    |    |     |    |     |    |        |     |   |
| 4/12 | Colorado State     | ph    | 1    | 0  | 1 | 1  | 0              | 0  | 0  | 0   | 0  | 0   | 0  | 0-0    | 0   |   |
| 4/13 | Colorado State     | ph    | 1    | 0  | 0 | 0  | 0              | 0  | 0  | 0   | 0  | 0   | 1  | 0-0    | 0   |   |
| 4/15 | UTEP               |       |      |    |   |    | -Did Not Play- |    |    |     |    |     |    |        |     |   |
| 4/17 | at Fresno State    | ph    | 1    | 0  | 0 | 0  | 0              | 0  | 0  | 0   | 0  | 0   | 1  | 0-0    | 0   |   |
| 4/18 | at Fresno State    | ph    | 1    | 0  | 0 | 0  | 0              | 0  | 0  | 0   | 0  | 0   | 1  | 0-0    | 0   |   |
| 4/19 | at Fresno State    |       |      |    |   |    | -Did Not Play- |    |    |     |    |     |    |        |     |   |
| 4/22 | UTEP               | ph/rf | 1    | 0  | 0 | 0  | 0              | 0  | 0  | 0   | 0  | 0   | 0  | 0-0    | 0   |   |
| 4/25 | Nevada             |       |      |    |   |    |                |    |    |     |    |     |    |        |     |   |
| 4/26 | Nevada             |       |      |    |   |    |                |    |    |     |    |     |    |        |     |   |
| 4/27 | Nevada             |       |      |    |   |    |                |    |    |     |    |     |    |        |     |   |
| 5/1  | UNLV               |       |      |    |   |    |                |    |    |     |    |     |    |        |     |   |
| 5/2  | UNLV               |       |      |    |   |    |                |    |    |     |    |     |    |        |     |   |
| 5/3  | UNLV               |       |      |    |   |    |                |    |    |     |    |     |    |        |     |   |
|      |                    |       | 37-5 | 44 | 5 | 10 | 19             | 0  | 0  | 3   | 12 | 5   | 1  | 13     | 0-1 | 0 |

CAREER STATS

| SEASON | GP | GS | AVG. | AB | R | H  | 2B | 3B | HR | RBI | TB | SLG% | BB | SO | HBP | OB%  | SF | SH | SB-SA | PO | A | E | FLD%  |
|--------|----|----|------|----|---|----|----|----|----|-----|----|------|----|----|-----|------|----|----|-------|----|---|---|-------|
| 2025   | 37 | 5  | .227 | 44 | 5 | 10 | 0  | 0  | 3  | 12  | 19 | .432 | 5  | 13 | 1   | .320 | 0  | 0  | 0-1   | 3  | 0 | 0 | 1.000 |
| TOTAL  | 37 | 5  | .227 | 44 | 5 | 10 | 0  | 0  | 3  | 12  | 19 | .432 | 5  | 13 | 1   | .320 | 0  | 0  | 0-1   | 3  | 0 | 0 | 1.000 |

HIGHLIGHTS

- First career hit came on her first at-bat, which scored the game-ending run in the 5th inning against Texas A&M-Corpus Christi.
- Hit a pinch-hit 3-run home run against Houston in the 5th inning
- Hit a pinch-hit grand slam in the Feb. 22 game against North Dakota in the 3rd inning
- Hit a pinch-hit 3-run home run against Saint Joseph's on March 8 to end the game in 5
- Named to the first team all-district her freshman and sophomore years while also being named first team all-region and second team all-state as a sophomore
- Named district player of the year, first team all-region and first team all-district as a junior
- Played for Lady Dukes Lamar, Top Gun National and Virginia Glory.
- Majoring in business administration



THE 2025 LOBOS



3 Ella Dawson

FR • P • 5-9 • R/R

Aldie, Va. (John Champe HS)

SEASON BESTS

|           |     |                         |
|-----------|-----|-------------------------|
| IP (high) | 0.1 | 2x, last: UTEP, 4-15-25 |
| H (low)   | 0   | Texas Southern, 2-22-25 |
| R (low)   | 2   | Texas Southern, 2-22-25 |
| ER (low)  | 2   | Texas Southern, 2-22-25 |
| BB (low)  | 1   | UTEP, 4-15-25           |
| SO (high) |     |                         |
| BF (high) | 3   | 2x, last: UTEP, 4-15-25 |
| NP (high) | 17  | 2x, last: UTEP, 4-15-25 |

CAREER BESTS (MIN. 3.0 IP)

|           |
|-----------|
| IP (high) |
| H (low)   |
| R (low)   |
| ER (low)  |
| BB (low)  |
| SO (high) |
| BF (high) |
| NP (high) |

PITCHING SUPERLATIVES (MIN. 4.0 IP)

|             | Season | Career |
|-------------|--------|--------|
| 5+ K        |        |        |
| 10+ K       |        |        |
| 1 R or Less |        |        |
| Shutout     |        |        |

2025 GAME-BY-GAME (PITCHING)

| DATE | OPPONENT           | W-L | ERA   | CG | IP  | H | R | ER             | BB | SO | 2B | 3B | HR | BF | HBP |
|------|--------------------|-----|-------|----|-----|---|---|----------------|----|----|----|----|----|----|-----|
| 2/6  | Texas A&M-CC       |     |       |    |     |   |   | -Did Not Play- |    |    |    |    |    |    |     |
| 2/6  | Sam Houston        |     |       |    |     |   |   | -Did Not Play- |    |    |    |    |    |    |     |
| 2/7  | Houston Christian  |     |       |    |     |   |   | -Did Not Play- |    |    |    |    |    |    |     |
| 2/7  | Houston            |     |       |    |     |   |   | -Did Not Play- |    |    |    |    |    |    |     |
| 2/8  | Houston Christian  |     |       |    |     |   |   | -Did Not Play- |    |    |    |    |    |    |     |
| 2/8  | Houston            |     |       |    |     |   |   | -Did Not Play- |    |    |    |    |    |    |     |
| 2/9  | St. John's         |     |       |    |     |   |   | -Did Not Play- |    |    |    |    |    |    |     |
| 2/14 | Fordham            |     |       |    |     |   |   | -Did Not Play- |    |    |    |    |    |    |     |
| 2/14 | St. Thomas         |     |       |    |     |   |   | -Did Not Play- |    |    |    |    |    |    |     |
| 2/15 | Texas State        |     |       |    |     |   |   | -Did Not Play- |    |    |    |    |    |    |     |
| 2/15 | St. Thomas         |     |       |    |     |   |   | -Did Not Play- |    |    |    |    |    |    |     |
| 2/16 | Texas State        |     |       |    |     |   |   | -Did Not Play- |    |    |    |    |    |    |     |
| 2/21 | North Dakota       |     |       |    |     |   |   | -Did Not Play- |    |    |    |    |    |    |     |
| 2/22 | Texas Southern     | 0-0 | 42.00 | 0  | 0.1 | 0 | 2 | 2              | 2  | 0  | 0  | 0  | 0  | 3  | 0   |
| 2/22 | North Dakota       |     |       |    |     |   |   | -Did Not Play- |    |    |    |    |    |    |     |
| 2/23 | Texas Southern     |     |       |    |     |   |   | -Did Not Play- |    |    |    |    |    |    |     |
| 2/23 | Tarleton State     |     |       |    |     |   |   | -Did Not Play- |    |    |    |    |    |    |     |
| 2/28 | Northwestern State |     |       |    |     |   |   | -Did Not Play- |    |    |    |    |    |    |     |
| 2/28 | Mississippi State  |     |       |    |     |   |   | -Did Not Play- |    |    |    |    |    |    |     |
| 3/1  | Mississippi State  |     |       |    |     |   |   | -Did Not Play- |    |    |    |    |    |    |     |
| 3/1  | Alabama State      |     |       |    |     |   |   | -Did Not Play- |    |    |    |    |    |    |     |
| 3/2  | Alabama State      |     |       |    |     |   |   | -Did Not Play- |    |    |    |    |    |    |     |
| 3/6  | Saint Joseph's     |     |       |    |     |   |   | -Did Not Play- |    |    |    |    |    |    |     |
| 3/7  | San Diego          |     |       |    |     |   |   | -Did Not Play- |    |    |    |    |    |    |     |
| 3/7  | UPenn              |     |       |    |     |   |   | -Did Not Play- |    |    |    |    |    |    |     |
| 3/8  | Saint Joseph's     |     |       |    |     |   |   | -Did Not Play- |    |    |    |    |    |    |     |
| 3/11 | New Mexico State   |     |       |    |     |   |   | -Did Not Play- |    |    |    |    |    |    |     |
| 3/14 | San José State     |     |       |    |     |   |   | -Did Not Play- |    |    |    |    |    |    |     |
| 3/15 | San José State     |     |       |    |     |   |   | -Did Not Play- |    |    |    |    |    |    |     |
| 3/16 | San José State     |     |       |    |     |   |   | -Did Not Play- |    |    |    |    |    |    |     |
| 3/21 | San Diego State    |     |       |    |     |   |   | -Did Not Play- |    |    |    |    |    |    |     |
| 3/22 | San Diego State    |     |       |    |     |   |   | -Did Not Play- |    |    |    |    |    |    |     |
| 3/23 | San Diego State    |     |       |    |     |   |   | -Did Not Play- |    |    |    |    |    |    |     |
| 3/25 | UC San Diego       |     |       |    |     |   |   | -Did Not Play- |    |    |    |    |    |    |     |
| 4/2  | Utah State         |     |       |    |     |   |   | -Did Not Play- |    |    |    |    |    |    |     |
| 4/2  | Utah State         |     |       |    |     |   |   | -Did Not Play- |    |    |    |    |    |    |     |
| 4/5  | Boise State        |     |       |    |     |   |   | -Did Not Play- |    |    |    |    |    |    |     |
| 4/6  | Boise State        |     |       |    |     |   |   | -Did Not Play- |    |    |    |    |    |    |     |
| 4/11 | Colorado State     |     |       |    |     |   |   | -Did Not Play- |    |    |    |    |    |    |     |
| 4/12 | Colorado State     |     |       |    |     |   |   | -Did Not Play- |    |    |    |    |    |    |     |
| 4/13 | Colorado State     |     |       |    |     |   |   | -Did Not Play- |    |    |    |    |    |    |     |
| 4/15 | UTEP               | 0-0 | 21.00 | 0  | 0.1 | 1 | 1 | 1              | 1  | 0  | 0  | 0  | 0  | 3  | 0   |
| 4/17 | at Fresno State    |     |       |    |     |   |   | -Did Not Play- |    |    |    |    |    |    |     |
| 4/18 | at Fresno State    |     |       |    |     |   |   | -Did Not Play- |    |    |    |    |    |    |     |
| 4/19 | at Fresno State    |     |       |    |     |   |   | -Did Not Play- |    |    |    |    |    |    |     |
| 4/22 | UTEP               |     |       |    |     |   |   | -Did Not Play- |    |    |    |    |    |    |     |
| 4/25 | Nevada             |     |       |    |     |   |   |                |    |    |    |    |    |    |     |
| 4/26 | Nevada             |     |       |    |     |   |   |                |    |    |    |    |    |    |     |
| 4/27 | Nevada             |     |       |    |     |   |   |                |    |    |    |    |    |    |     |
| 5/1  | UNLV               |     |       |    |     |   |   |                |    |    |    |    |    |    |     |
| 5/2  | UNLV               |     |       |    |     |   |   |                |    |    |    |    |    |    |     |
| 5/3  | UNLV               |     |       |    |     |   |   |                |    |    |    |    |    |    |     |
|      |                    | 0-0 | 31.50 | 0  | 0.2 | 1 | 3 | 3              | 3  | 0  | 0  | 0  | 0  | 6  | 0   |

CAREER STATS

| SEASON | GS | APP | CG | W-L | ERA   | SHO | SV | IP  | H | R | ER | BB | SO | 2B | 3B | HR | BF | NP-STK | WP | HBP | PO | A | E | FLD% |
|--------|----|-----|----|-----|-------|-----|----|-----|---|---|----|----|----|----|----|----|----|--------|----|-----|----|---|---|------|
| 2025   | 0  | 2   | 0  | 0-0 | 31.50 | 0   | 0  | 0.2 | 1 | 3 | 3  | 3  | 0  | 0  | 0  | 0  | 6  | 34-17  | 0  | 0   | 0  | 0 | 0 | .000 |
| TOTAL  | 0  | 2   | 0  | 0-0 | 31.50 | 0   | 0  | 0.2 | 1 | 3 | 3  | 3  | 0  | 0  | 0  | 0  | 6  | 34-17  | 0  | 0   | 0  | 0 | 0 | .000 |

HIGHLIGHTS

- Named to the first team all-district her freshman and sophomore years while also being named first team all-region and second team all-state as a sophomore
- Named district player of the year, first team all-region and first team all-district as a junior
- Played for Lady Dukes Lamar, Top Gun National and Virginia Glory.
- Majoring in business administration

THE 2025 LOBOS



4 Ava Castillo

FR • OF • 5-4 • L/R

Mansfield, Texas (Pantego Christian Academy)

SEASON BESTS

|              |   |                         |
|--------------|---|-------------------------|
| Hits         |   |                         |
| Doubles      |   |                         |
| Triples      |   |                         |
| Home Runs    |   |                         |
| RBI          |   |                         |
| Runs         | 2 | Texas Southern, 2-23-25 |
| Walks        |   |                         |
| Stolen Bases |   |                         |

CAREER BESTS

|              |   |                         |
|--------------|---|-------------------------|
| Hits         |   |                         |
| Doubles      |   |                         |
| Triples      |   |                         |
| Home Runs    |   |                         |
| RBI          |   |                         |
| Runs         | 2 | Texas Southern, 2-23-25 |
| Walks        |   |                         |
| Stolen Bases |   |                         |

STREAKS

|         |         |             |
|---------|---------|-------------|
|         | Current | Career Best |
| Hitting |         |             |
| On-Base |         |             |

MULTI-HIT GAMES

|      |   |   |   |    |       |
|------|---|---|---|----|-------|
|      | 2 | 3 | 4 | 5+ | TOTAL |
| 2025 |   |   |   |    |       |

MULTI-RBI GAMES

|      |   |   |   |    |       |
|------|---|---|---|----|-------|
|      | 2 | 3 | 4 | 5+ | TOTAL |
| 2025 |   |   |   |    |       |

2025 GAME-BY-GAME

| DATE | OPPONENT           | POS   | AB   | R | H  | TB | 2B             | 3B | HR | RBI | BB | HBP | SO | SB-ATT | E |
|------|--------------------|-------|------|---|----|----|----------------|----|----|-----|----|-----|----|--------|---|
| 2/6  | Texas A&M-CC       | pr    | 0    | 1 | 0  | 0  | 0              | 0  | 0  | 0   | 0  | 0   | 0  | 0-0    | 0 |
| 2/6  | Sam Houston        |       |      |   |    |    | -Did Not Play- |    |    |     |    |     |    |        |   |
| 2/7  | Houston Christian  | pr    | 0    | 0 | 0  | 0  | 0              | 0  | 0  | 0   | 0  | 0   | 0  | 0-0    | 0 |
| 2/7  | Houston            | pr    | 0    | 1 | 0  | 0  | 0              | 0  | 0  | 0   | 0  | 0   | 0  | 0-0    | 0 |
| 2/8  | Houston Christian  | pr    | 0    | 0 | 0  | 0  | 0              | 0  | 0  | 0   | 0  | 0   | 0  | 0-0    | 0 |
| 2/8  | Houston            | pr    | 0    | 0 | 0  | 0  | 0              | 0  | 0  | 0   | 0  | 0   | 0  | 0-0    | 0 |
| 2/9  | St. John's         |       |      |   |    |    | -Did Not Play- |    |    |     |    |     |    |        |   |
| 2/14 | Fordham            | pr    | 0    | 0 | 0  | 0  | 0              | 0  | 0  | 0   | 0  | 0   | 0  | 0-0    | 0 |
| 2/14 | St. Thomas         | pr    | 0    | 1 | 0  | 0  | 0              | 0  | 0  | 0   | 0  | 0   | 0  | 0-0    | 0 |
| 2/15 | Texas State        |       |      |   |    |    | -Did Not Play- |    |    |     |    |     |    |        |   |
| 2/15 | St. Thomas         |       |      |   |    |    | -Did Not Play- |    |    |     |    |     |    |        |   |
| 2/16 | Texas State        |       |      |   |    |    | -Did Not Play- |    |    |     |    |     |    |        |   |
| 2/21 | North Dakota       | pr    | 0    | 0 | 0  | 0  | 0              | 0  | 0  | 0   | 0  | 0   | 0  | 0-0    | 0 |
| 2/22 | Texas Southern     | pr    | 0    | 1 | 0  | 0  | 0              | 0  | 0  | 0   | 0  | 0   | 0  | 0-0    | 0 |
| 2/22 | North Dakota       | pr    | 0    | 0 | 0  | 0  | 0              | 0  | 0  | 0   | 0  | 0   | 0  | 0-0    | 0 |
| 2/23 | Texas Southern     | pr/dp | 1    | 2 | 0  | 0  | 0              | 0  | 0  | 0   | 0  | 0   | 0  | 0-0    | 0 |
| 2/23 | Tarleton State     |       |      |   |    |    | -Did Not Play- |    |    |     |    |     |    |        |   |
| 2/28 | Northwestern State | pr    | 0    | 1 | 0  | 0  | 0              | 0  | 0  | 0   | 0  | 0   | 0  | 0-0    | 0 |
| 2/28 | Mississippi State  |       |      |   |    |    | -Did Not Play- |    |    |     |    |     |    |        |   |
| 3/1  | Mississippi State  | pr    | 0    | 0 | 0  | 0  | 0              | 0  | 0  | 0   | 0  | 0   | 0  | 0-0    | 0 |
| 3/1  | Alabama State      | pr    | 0    | 1 | 0  | 0  | 0              | 0  | 0  | 0   | 0  | 0   | 0  | 0-0    | 0 |
| 3/2  | Alabama State      | pr    | 0    | 1 | 0  | 0  | 0              | 0  | 0  | 0   | 0  | 0   | 0  | 0-0    | 0 |
| 3/6  | Saint Joseph's     |       |      |   |    |    | -Did Not Play- |    |    |     |    |     |    |        |   |
| 3/7  | San Diego          |       |      |   |    |    | -Did Not Play- |    |    |     |    |     |    |        |   |
| 3/7  | UPenn              | pr    | 0    | 1 | 0  | 0  | 0              | 0  | 0  | 0   | 0  | 0   | 0  | 0-0    | 0 |
| 3/8  | Saint Joseph's     | pr    | 0    | 1 | 0  | 0  | 0              | 0  | 0  | 0   | 0  | 0   | 0  | 0-0    | 0 |
| 3/11 | New Mexico State   |       |      |   |    |    | -Did Not Play- |    |    |     |    |     |    |        |   |
| 3/14 | San José State     | pr    | 0    | 0 | 0  | 0  | 0              | 0  | 0  | 0   | 0  | 0   | 0  | 0-0    | 0 |
| 3/15 | San José State     | pr    | 0    | 1 | 0  | 0  | 0              | 0  | 0  | 0   | 0  | 0   | 0  | 0-0    | 0 |
| 3/16 | San José State     | pr    | 0    | 0 | 0  | 0  | 0              | 0  | 0  | 0   | 0  | 0   | 0  | 0-0    | 0 |
| 3/21 | San Diego State    |       |      |   |    |    | -Did Not Play- |    |    |     |    |     |    |        |   |
| 3/22 | San Diego State    |       |      |   |    |    | -Did Not Play- |    |    |     |    |     |    |        |   |
| 3/23 | San Diego State    | pr    | 0    | 0 | 0  | 0  | 0              | 0  | 0  | 0   | 0  | 0   | 0  | 0-0    | 0 |
| 3/25 | UC San Diego       | pr    | 0    | 1 | 0  | 0  | 0              | 0  | 0  | 0   | 0  | 0   | 0  | 0-0    | 0 |
| 4/2  | Utah State         | pr    | 0    | 0 | 0  | 0  | 0              | 0  | 0  | 0   | 0  | 0   | 0  | 0-0    | 0 |
| 4/2  | Utah State         | pr    | 0    | 1 | 0  | 0  | 0              | 0  | 0  | 0   | 0  | 0   | 0  | 0-0    | 0 |
| 4/5  | Boise State        |       |      |   |    |    | -Did Not Play- |    |    |     |    |     |    |        |   |
| 4/6  | Boise State        |       |      |   |    |    | -Did Not Play- |    |    |     |    |     |    |        |   |
| 4/11 | Colorado State     | pr    | 0    | 1 | 0  | 0  | 0              | 0  | 0  | 0   | 0  | 0   | 0  | 0-0    | 0 |
| 4/12 | Colorado State     |       |      |   |    |    | -Did Not Play- |    |    |     |    |     |    |        |   |
| 4/13 | Colorado State     |       |      |   |    |    | -Did Not Play- |    |    |     |    |     |    |        |   |
| 4/15 | UTEP               |       |      |   |    |    | -Did Not Play- |    |    |     |    |     |    |        |   |
| 4/17 | at Fresno State    |       |      |   |    |    | -Did Not Play- |    |    |     |    |     |    |        |   |
| 4/18 | at Fresno State    | pr    | 0    | 0 | 0  | 0  | 0              | 0  | 0  | 0   | 0  | 0   | 0  | 0-0    | 0 |
| 4/19 | at Fresno State    |       |      |   |    |    | -Did Not Play- |    |    |     |    |     |    |        |   |
| 4/22 | UTEP               |       |      |   |    |    | -Did Not Play- |    |    |     |    |     |    |        |   |
| 4/25 | Nevada             |       |      |   |    |    |                |    |    |     |    |     |    |        |   |
| 4/26 | Nevada             |       |      |   |    |    |                |    |    |     |    |     |    |        |   |
| 4/27 | Nevada             |       |      |   |    |    |                |    |    |     |    |     |    |        |   |
| 5/1  | UNLV               |       |      |   |    |    |                |    |    |     |    |     |    |        |   |
| 5/2  | UNLV               |       |      |   |    |    |                |    |    |     |    |     |    |        |   |
| 5/3  | UNLV               |       |      |   |    |    |                |    |    |     |    |     |    |        |   |
|      |                    |       | 26-0 | 1 | 15 | 0  | 0              | 0  | 0  | 0   | 0  | 0   | 0  | 0-0    | 0 |

CAREER STATS

| SEASON | GP | GS | AVG. | AB | R  | H | 2B | 3B | HR | RBI | TB | SLG% | BB | SO | HBP | OB%  | SF | SH | SB-SA | PO | A | E | FLD% |
|--------|----|----|------|----|----|---|----|----|----|-----|----|------|----|----|-----|------|----|----|-------|----|---|---|------|
| 2025   | 26 | 0  | .000 | 1  | 15 | 0 | 0  | 0  | 0  | 0   | 0  | .000 | 0  | 0  | 0   | .000 | 0  | 0  | 0-0   | 0  | 0 | 0 | .000 |
| TOTAL  | 26 | 0  | .000 | 1  | 15 | 0 | 0  | 0  | 0  | 0   | 0  | .000 | 0  | 0  | 0   | .000 | 0  | 0  | 0-0   | 0  | 0 | 0 | .000 |

HIGHLIGHTS

- Majoring in exercise science
- Named first team all-district three times, second team all-state twice, district freshman of the year, district defensive player of the year, team defensive MVP, team offensive MVP and honorable mention all-state as well as was named Max Preps/NFCA High School Player of the Week: South Central Region
- Played soccer, volleyball, archery, track and field and cross country
- Qualified for nationals in archery



# THE 2025 LOBOS



## 5 Lexi Atcitty

RS-SO • P • 6-0 • L/L  
Lehi, Utah (BYU)

### SEASON BESTS

|           |     |                                   |
|-----------|-----|-----------------------------------|
| IP (high) | 5.0 | Texas State, 2-15-25              |
| H (low)   | 0   | Houston, 2-7-25                   |
| R (low)   | 0   | 3x, last : St. Joseph's, 3-8-25   |
| ER (low)  | 0   | 5x, last : St. Joseph's, 3-8-25   |
| BB (low)  | 0   | 4x, last: Mississippi St., 3-1-25 |
| SO (high) | 4   | 2x, last: Texas State, 2-15-25    |
| BF (high) | 19  | Texas State, 2-15-25              |
| NP (high) | 75  | 2x, last : St. Joseph's, 3-8-25   |

### CAREER BESTS (MIN. 3.0 IP)

|           |     |                                   |
|-----------|-----|-----------------------------------|
| IP (high) | 5.0 | Texas State, 2-15-25              |
| H (low)   | 2   | 2x, last: Tarleton State, 2-23-25 |
| R (low)   | 0   | St. Joseph's, 3-8-25              |
| ER (low)  | 0   | 2x, last : St. Joseph's, 3-8-25   |
| BB (low)  | 0   | Houston, 2-8-25                   |
| SO (high) | 4   | Texas State, 2-15-25              |
| BF (high) | 19  | Texas State, 2-15-25              |
| NP (high) | 75  | 2x, last : St. Joseph's, 3-8-     |

### PITCHING SUPERLATIVES (MIN. 4.0 IP)

|             | Season | Career |
|-------------|--------|--------|
| 5+ K        |        |        |
| 10+ K       |        |        |
| 1 R or Less | 1      | 1      |
| Shutout     | 1      | 1      |

## 2025 GAME-BY-GAME

| DATE | OPPONENT           | W-L | ERA   | CG | IP   | H  | R  | ER             | BB | SO | 2B | 3B | HR | BF  | HBP |
|------|--------------------|-----|-------|----|------|----|----|----------------|----|----|----|----|----|-----|-----|
| 2/6  | Texas A&M-CC       |     |       |    |      |    |    | -Did Not Play- |    |    |    |    |    |     |     |
| 2/6  | Sam Houston        | 0-0 | 0.00  | 0  | 2.2  | 2  | 0  | 0              | 0  | 1  | 0  | 0  | 0  | 11  | 0   |
| 2/7  | Houston Christian  |     |       |    |      |    |    | -Did Not Play- |    |    |    |    |    |     |     |
| 2/7  | Houston            | 0-0 | 0.00  | 0  | 2.0  | 0  | 0  | 0              | 3  | 1  | 0  | 0  | 0  | 10  | 0   |
| 2/8  | Houston Christian  | 0-0 | 6.00  | 0  | 2.1  | 3  | 2  | 2              | 0  | 0  | 1  | 0  | 0  | 11  | 0   |
| 2/8  | Houston            | 0-1 | 6.30  | 0  | 3.1  | 3  | 3  | 3              | 0  | 1  | 0  | 0  | 1  | 13  | 0   |
| 2/9  | St. John's         |     |       |    |      |    |    | -Did Not Play- |    |    |    |    |    |     |     |
| 2/14 | Fordham            |     |       |    |      |    |    | -Did Not Play- |    |    |    |    |    |     |     |
| 2/14 | St. Thomas         | 0-0 | 6.00  | 0  | 2.1  | 5  | 2  | 2              | 2  | 4  | 0  | 0  | 1  | 14  | 0   |
| 2/15 | Texas State        | 0-0 | 2.80  | 0  | 5.0  | 2  | 2  | 2              | 2  | 4  | 0  | 1  | 0  | 19  | 0   |
| 2/15 | St. Thomas         |     |       |    |      |    |    | -Did Not Play- |    |    |    |    |    |     |     |
| 2/16 | Texas State        | 0-0 | 0.00  | 0  | 2.2  | 3  | 3  | 0              | 1  | 1  | 0  | 0  | 0  | 12  | 0   |
| 2/21 | North Dakota       |     |       |    |      |    |    | -Did Not Play- |    |    |    |    |    |     |     |
| 2/22 | Texas Southern     |     |       |    |      |    |    | -Did Not Play- |    |    |    |    |    |     |     |
| 2/22 | North Dakota       | 0-0 | 5.25  | 0  | 1.1  | 3  | 1  | 1              | 1  | 0  | 1  | 0  | 0  | 8   | 0   |
| 2/23 | Texas Southern     |     |       |    |      |    |    | -Did Not Play- |    |    |    |    |    |     |     |
| 2/23 | Tarleton State     | 0-0 | 0.00  | 0  | 3.0  | 2  | 1  | 0              | 1  | 3  | 0  | 0  | 0  | 12  | 0   |
| 2/28 | Northwestern State |     |       |    |      |    |    | -Did Not Play- |    |    |    |    |    |     |     |
| 2/28 | Mississippi State  | 0-0 | 84.00 | 0  | 0.1  | 3  | 4  | 4              | 1  | 0  | 0  | 0  | 2  | 5   | 0   |
| 3/1  | Mississippi State  | 0-0 | 7.00  | 0  | 1.0  | 2  | 1  | 1              | 0  | 0  | 0  | 0  | 0  | 5   | 0   |
| 3/1  | Alabama State      |     |       |    |      |    |    | -Did Not Play- |    |    |    |    |    |     |     |
| 3/2  | Alabama State      |     |       |    |      |    |    | -Did Not Play- |    |    |    |    |    |     |     |
| 3/6  | Saint Joseph's     |     |       |    |      |    |    | -Did Not Play- |    |    |    |    |    |     |     |
| 3/7  | San Diego          |     |       |    |      |    |    | -Did Not Play- |    |    |    |    |    |     |     |
| 3/7  | UPenn              |     |       |    |      |    |    | -Did Not Play- |    |    |    |    |    |     |     |
| 3/8  | Saint Joseph's     | 1-0 | 0.00  | 0  | 4.0  | 3  | 0  | 0              | 1  | 2  | 0  | 0  | 0  | 15  | 0   |
| 3/11 | New Mexico State   |     |       |    |      |    |    | -Did Not Play- |    |    |    |    |    |     |     |
| 3/14 | San José State     | 0-0 | 21.00 | 0  | 1.2  | 6  | 5  | 5              | 2  | 1  | 3  | 0  | 1  | 13  | 0   |
| 3/15 | San José State     |     |       |    |      |    |    | -Did Not Play- |    |    |    |    |    |     |     |
| 3/16 | San José State     |     |       |    |      |    |    | -Did Not Play- |    |    |    |    |    |     |     |
| 3/21 | San Diego State    |     |       |    |      |    |    | -Did Not Play- |    |    |    |    |    |     |     |
| 3/22 | San Diego State    | 0-0 | 0.00  | 0  | 1.2  | 1  | 0  | 0              | 1  | 1  | 0  | 0  | 0  | 6   | 0   |
| 3/23 | San Diego State    |     |       |    |      |    |    | -Did Not Play- |    |    |    |    |    |     |     |
| 3/25 | UC San Diego       |     |       |    |      |    |    | -Did Not Play- |    |    |    |    |    |     |     |
| 4/2  | Utah State         |     |       |    |      |    |    | -Did Not Play- |    |    |    |    |    |     |     |
| 4/2  | Utah State         | 0-1 | 10.50 | 0  | 1.1  | 2  | 2  | 2              | 1  | 0  | 1  | 0  | 1  | 7   | 0   |
| 4/5  | Boise State        |     |       |    |      |    |    | -Did Not Play- |    |    |    |    |    |     |     |
| 4/6  | Boise State        |     |       |    |      |    |    | -Did Not Play- |    |    |    |    |    |     |     |
| 4/11 | Colorado State     |     |       |    |      |    |    | -Did Not Play- |    |    |    |    |    |     |     |
| 4/12 | Colorado State     |     |       |    |      |    |    | -Did Not Play- |    |    |    |    |    |     |     |
| 4/13 | Colorado State     |     |       |    |      |    |    | -Did Not Play- |    |    |    |    |    |     |     |
| 4/15 | UTEP               | 0-0 | 14.00 | 0  | 1.0  | 2  | 2  | 2              | 1  | 1  | 1  | 0  | 1  | 6   | 0   |
| 4/17 | at Fresno State    |     |       |    |      |    |    | -Did Not Play- |    |    |    |    |    |     |     |
| 4/18 | at Fresno State    |     |       |    |      |    |    | -Did Not Play- |    |    |    |    |    |     |     |
| 4/19 | at Fresno State    |     |       |    |      |    |    | -Did Not Play- |    |    |    |    |    |     |     |
| 4/22 | UTEP               |     |       |    |      |    |    | -Did Not Play- |    |    |    |    |    |     |     |
| 4/25 | Nevada             |     |       |    |      |    |    | -Did Not Play- |    |    |    |    |    |     |     |
| 4/26 | Nevada             |     |       |    |      |    |    | -Did Not Play- |    |    |    |    |    |     |     |
| 4/27 | Nevada             |     |       |    |      |    |    | -Did Not Play- |    |    |    |    |    |     |     |
| 5/1  | UNLV               |     |       |    |      |    |    | -Did Not Play- |    |    |    |    |    |     |     |
| 5/2  | UNLV               |     |       |    |      |    |    | -Did Not Play- |    |    |    |    |    |     |     |
| 5/3  | UNLV               |     |       |    |      |    |    | -Did Not Play- |    |    |    |    |    |     |     |
|      |                    | 1-2 | 4.44  | 0  | 34.2 | 40 | 26 | 22             | 16 | 19 | 6  | 1  | 6  | 161 | 0   |

## CAREER STATS

| SEASON | GS | APP | CG | W-L | ERA  | SHO | SV | IP   | H  | R  | ER | BB | SO | 2B | 3B | HR | BF  | NP-STK  | WP | HBP | PO | A | E | FLD% |
|--------|----|-----|----|-----|------|-----|----|------|----|----|----|----|----|----|----|----|-----|---------|----|-----|----|---|---|------|
| 2021   |    |     |    |     |      |     |    |      |    |    |    |    |    |    |    |    |     |         |    |     |    |   |   |      |
| 2022   |    |     |    |     |      |     |    |      |    |    |    |    |    |    |    |    |     |         |    |     |    |   |   |      |
| 2025   | 5  | 16  | 0  | 1-2 | 4.71 | 0/1 | 0  | 35.2 | 42 | 28 | 24 | 17 | 20 | 7  | 1  | 7  | 167 | 685-396 | 3  | 0   | 0  | 3 | 1 | .750 |
| TOTAL  | 5  | 16  | 0  | 1-2 | 4.71 | 0/1 | 0  | 35.2 | 42 | 28 | 24 | 17 | 20 | 7  | 1  | 7  | 167 | 685-396 | 3  | 0   | 0  | 3 | 1 | .750 |

## HIGHLIGHTS

- Threw a combined shutout with Caprice Barela against St. Joseph's on March 8 for her first win as a Lobo
- Four appearances not allowing a run
- Graduated from Skyridge High School
- Also played basketball in high school
- HS team won the 2A State Championship and was named 2A State MVP in 2022
- Also lettered in basketball and cheer
- Spent 18 months on a mission trip on the border of southern Texas
- Member of the Navajo tribe
- Majoring in liberal arts and integrative studies

THE 2025 LOBOS



7 Ashley Archuleta

SR • INF • 5-4 • L/R

Rio Rancho, N.M. (Cleveland HS)

SEASON BESTS

|              |   |                         |
|--------------|---|-------------------------|
| Hits         | 4 | San José State, 3-16-25 |
| Doubles      | 2 | San José State, 3-16-25 |
| Triples      | 1 | 5x, last: UTEP, 4-22-25 |
| Home Runs    | 1 | Texas Southern, 2-23-25 |
| RBI          | 4 | Colorado St., 4-11-25   |
| Runs         | 3 | Texas Southern, 2-22-25 |
| Walks        | 2 | Texas A&M-CC, 2-6-25    |
| Stolen Bases | 1 | 2x, last: Penn, 3-7-25  |

CAREER BESTS

|              |   |                                 |
|--------------|---|---------------------------------|
| Hits         | 4 | 2x, last: San José St., 3-16-25 |
| Doubles      | 2 | 2x, last: San José St., 3-16-25 |
| Triples      | 1 | 12x, last: UTEP, 4-22-25        |
| Home Runs    | 2 | Fresno State, 4-15-22           |
| RBI          | 4 | 2x, last: Colorado St., 4-11-25 |
| Runs         | 3 | Texas Southern, 2-22-25         |
| Walks        | 3 | Nevada, 4-23-22                 |
| Stolen Bases | 2 | Tennessee State, 2-9-24         |

STREAKS

|         |         |             |
|---------|---------|-------------|
|         | Current | Career Best |
| Hitting | 5       | 13          |
| On-Base | 5       | 22          |

MULTI-HIT GAMES

|      |    |   |   |    |       |
|------|----|---|---|----|-------|
|      | 2  | 3 | 4 | 5+ | TOTAL |
| 2022 | 12 | 3 | - | -  | 15    |
| 2023 | 12 | 1 | - | -  | 13    |
| 2024 | 4  | 1 | 1 | -  | 6     |
| 2025 | 16 | 1 | 1 | -  | 18    |

MULTI-RBI GAMES

|      |   |   |   |    |       |
|------|---|---|---|----|-------|
|      | 2 | 3 | 4 | 5+ | TOTAL |
| 2022 | 3 | 1 | 1 | -  | 5     |
| 2023 | 5 | 3 | - | -  | 8     |
| 2024 | 3 | - | - | -  | 3     |
| 2025 | 1 | 1 | 1 | -  | 3     |

2025 GAME-BY-GAME

| DATE | OPPONENT           | POS    | AB    | R   | H  | TB             | 2B | 3B | HR | RBI | BB | HBP | SO | SB-ATT | E     |
|------|--------------------|--------|-------|-----|----|----------------|----|----|----|-----|----|-----|----|--------|-------|
| 2/6  | Texas A&M-CC       | *2b    | 1     | 2   | 0  | 0              | 0  | 0  | 0  | 0   | 2  | 0   | 0  | 0-0    | 0     |
| 2/6  | Sam Houston        | *2b    | 3     | 0   | 0  | 0              | 0  | 0  | 0  | 0   | 1  | 0   | 0  | 0-0    | 1     |
| 2/7  | Houston Christian  | *2b    | 2     | 0   | 0  | 0              | 0  | 0  | 0  | 0   | 1  | 0   | 1  | 0-0    | 0     |
| 2/7  | Houston            | *2b    | 3     | 0   | 0  | 0              | 0  | 0  | 0  | 0   | 1  | 0   | 0  | 0-0    | 1     |
| 2/8  | Houston Christian  | *2b    | 2     | 0   | 1  | 1              | 0  | 0  | 0  | 0   | 1  | 0   | 0  | 1-1    | 1     |
| 2/8  | Houston            | *2b    | 5     | 1   | 2  | 2              | 0  | 0  | 0  | 0   | 0  | 0   | 0  | 0-0    | 0     |
| 2/9  | St. John's         | *2b    | 4     | 0   | 1  | 2              | 1  | 0  | 0  | 0   | 0  | 0   | 1  | 0-0    | 0     |
| 2/14 | Fordham            | *2b    | 3     | 0   | 0  | 0              | 0  | 0  | 0  | 0   | 0  | 0   | 1  | 0-0    | 0     |
| 2/14 | St. Thomas         | ph     | 1     | 0   | 0  | 0              | 0  | 0  | 0  | 0   | 0  | 0   | 0  | 0-0    | 0     |
| 2/15 | Texas State        | ph/2b  | 1     | 0   | 0  | 0              | 0  | 0  | 0  | 0   | 0  | 0   | 0  | 0-0    | 0     |
| 2/15 | St. Thomas         | *2b    | 3     | 1   | 1  | 1              | 0  | 0  | 0  | 1   | 1  | 0   | 2  | 0-0    | 0     |
| 2/16 | Texas State        | *2b/dp | 2     | 0   | 1  | 1              | 0  | 0  | 0  | 0   | 0  | 0   | 1  | 0-0    | 0     |
| 2/21 | North Dakota       | *2b    | 3     | 0   | 1  | 1              | 0  | 0  | 0  | 1   | 0  | 1   | 0  | 0-1    | 0     |
| 2/22 | Texas Southern     | *2b    | 2     | 3   | 2  | 5              | 1  | 1  | 0  | 2   | 1  | 1   | 0  | 0-0    | 0     |
| 2/22 | North Dakota       | *2b    | 4     | 2   | 2  | 4              | 0  | 1  | 0  | 0   | 0  | 0   | 0  | 0-0    | 1     |
| 2/23 | Texas Southern     | *2b    | 2     | 2   | 1  | 4              | 0  | 0  | 1  | 3   | 1  | 1   | 0  | 0-0    | 0     |
| 2/23 | Tarleton State     | *2b    | 2     | 0   | 0  | 0              | 0  | 0  | 0  | 0   | 1  | 0   | 0  | 0-0    | 0     |
| 2/28 | Northwestern State | *2b    | 4     | 2   | 3  | 4              | 1  | 0  | 0  | 0   | 0  | 0   | 1  | 0-0    | 0     |
| 2/28 | Mississippi State  |        |       |     |    | -Did Not Play- |    |    |    |     |    |     |    |        |       |
| 3/1  | Mississippi State  | ph     | 1     | 1   | 1  | 2              | 1  | 0  | 0  | 0   | 0  | 0   | 0  | 0-0    | 0     |
| 3/1  | Alabama State      | *dp    | 3     | 2   | 2  | 4              | 0  | 1  | 0  | 0   | 1  | 0   | 0  | 0-0    | 0     |
| 3/2  | Alabama State      | *dp    | 5     | 0   | 1  | 1              | 0  | 0  | 0  | 0   | 0  | 0   | 0  | 0-0    | 0     |
| 3/6  | Saint Joseph's     | *dp    | 4     | 1   | 2  | 2              | 0  | 0  | 0  | 1   | 0  | 0   | 0  | 0-0    | 0     |
| 3/7  | San Diego          | *dp    | 3     | 0   | 0  | 0              | 0  | 0  | 0  | 0   | 0  | 0   | 1  | 0-0    | 0     |
| 3/7  | UPenn              | ph/dp  | 2     | 0   | 1  | 1              | 0  | 0  | 0  | 1   | 0  | 0   | 0  | 1-1    | 0     |
| 3/8  | Saint Joseph's     | *dp    | 2     | 2   | 1  | 2              | 1  | 0  | 0  | 1   | 1  | 0   | 0  | 0-0    | 0     |
| 3/11 | New Mexico State   | *dp    | 4     | 1   | 2  | 2              | 0  | 0  | 0  | 0   | 0  | 0   | 0  | 0-0    | 0     |
| 3/14 | San José State     | *dp    | 3     | 0   | 0  | 0              | 0  | 0  | 0  | 0   | 0  | 0   | 1  | 0-0    | 0     |
| 3/15 | San José State     | *dp    | 3     | 0   | 2  | 3              | 1  | 0  | 0  | 1   | 0  | 0   | 0  | 0-0    | 0     |
| 3/16 | San José State     | *dp    | 4     | 2   | 4  | 6              | 2  | 0  | 0  | 0   | 0  | 0   | 0  | 0-0    | 0     |
| 3/21 | San Diego State    | *dp    | 3     | 0   | 2  | 2              | 0  | 0  | 0  | 0   | 1  | 0   | 0  | 0-0    | 0     |
| 3/22 | San Diego State    | *dp    | 4     | 1   | 2  | 3              | 1  | 0  | 0  | 0   | 0  | 0   | 0  | 0-0    | 0     |
| 3/23 | San Diego State    | *dp    | 2     | 0   | 0  | 0              | 0  | 0  | 0  | 0   | 1  | 0   | 0  | 0-1    | 0     |
| 3/25 | UC San Diego       | *dp    | 4     | 1   | 1  | 1              | 0  | 0  | 0  | 0   | 0  | 0   | 1  | 0-0    | 0     |
| 4/2  | Utah State         | *dp    | 3     | 1   | 1  | 2              | 1  | 0  | 0  | 0   | 1  | 2   | 0  | 0-0    | 0     |
| 4/2  | Utah State         | *dp    | 3     | 2   | 2  | 3              | 1  | 0  | 0  | 1   | 1  | 0   | 1  | 0-0    | 0     |
| 4/5  | Boise State        | *dp    | 3     | 1   | 2  | 2              | 0  | 0  | 0  | 0   | 0  | 0   | 0  | 0-0    | 0     |
| 4/6  | Boise State        | *dp    | 3     | 2   | 2  | 2              | 0  | 0  | 0  | 0   | 0  | 1   | 0  | 0-0    | 0     |
| 4/11 | Colorado State     | *dp    | 3     | 2   | 2  | 5              | 1  | 1  | 0  | 4   | 1  | 0   | 1  | 0-0    | 0     |
| 4/12 | Colorado State     | *dp    | 3     | 1   | 1  | 1              | 0  | 0  | 0  | 0   | 0  | 0   | 0  | 0-0    | 0     |
| 4/13 | Colorado State     | *dp    | 4     | 0   | 0  | 0              | 0  | 0  | 0  | 0   | 0  | 0   | 0  | 0-0    | 0     |
| 4/15 | UTEP               | *dp    | 2     | 0   | 2  | 2              | 0  | 0  | 0  | 0   | 1  | 0   | 0  | 0-0    | 0     |
| 4/17 | at Fresno State    | *dp    | 3     | 1   | 1  | 1              | 0  | 0  | 0  | 0   | 1  | 0   | 1  | 0-0    | 0     |
| 4/18 | at Fresno State    | *dp    | 3     | 1   | 1  | 1              | 0  | 0  | 0  | 0   | 1  | 0   | 0  | 0-0    | 0     |
| 4/19 | at Fresno State    | *dp    | 3     | 1   | 2  | 2              | 0  | 0  | 0  | 0   | 1  | 0   | 0  | 0-0    | 0     |
| 4/22 | UTEP               | *dp    | 4     | 0   | 2  | 4              | 0  | 1  | 0  | 1   | 0  | 0   | 1  | 0-0    | 0     |
| 4/25 | Nevada             |        |       |     |    |                |    |    |    |     |    |     |    |        |       |
| 4/26 | Nevada             |        |       |     |    |                |    |    |    |     |    |     |    |        |       |
| 4/27 | Nevada             |        |       |     |    |                |    |    |    |     |    |     |    |        |       |
| 5/1  | UNLV               |        |       |     |    |                |    |    |    |     |    |     |    |        |       |
| 5/2  | UNLV               |        |       |     |    |                |    |    |    |     |    |     |    |        |       |
| 5/3  | UNLV               |        |       |     |    |                |    |    |    |     |    |     |    |        |       |
|      |                    |        | 45-41 | 131 | 36 | 54             | 79 | 12 | 5  | 1   | 17 | 21  | 6  | 14     | 2-4 4 |

CAREER STATS

| SEASON | GP  | GS  | AVG. | AB  | R   | H   | 2B | 3B | HR | RBI | TB  | SLG% | BB | SO  | HBP | OB%  | SF | SH | SB-SA | PO  | A   | E  | FLD% |
|--------|-----|-----|------|-----|-----|-----|----|----|----|-----|-----|------|----|-----|-----|------|----|----|-------|-----|-----|----|------|
| 2022   | 53  | 53  | .326 | 172 | 29  | 56  | 9  | 1  | 2  | 21  | 73  | .424 | 20 | 36  | 3   | .405 | 0  | 1  | 1-1   | 86  | 100 | 15 | .926 |
| 2023   | 47  | 45  | .331 | 130 | 22  | 43  | 4  | 5  | 3  | 25  | 66  | .508 | 16 | 25  | 0   | .401 | 1  | 2  | 2-2   | 82  | 89  | 9  | .950 |
| 2024   | 49  | 48  | .250 | 136 | 19  | 34  | 7  | 1  | 2  | 19  | 49  | .360 | 13 | 29  | 4   | .331 | 1  | 0  | 7-8   | 85  | 58  | 7  | .953 |
| 2025   | 45  | 41  | .412 | 131 | 36  | 54  | 12 | 5  | 1  | 17  | 79  | .603 | 21 | 14  | 6   | .509 | 1  | 0  | 2-4   | 23  | 27  | 4  | .926 |
| TOTAL  | 194 | 187 | .329 | 569 | 106 | 187 | 32 | 12 | 8  | 82  | 267 | .469 | 70 | 104 | 13  | .412 | 3  | 3  | 12-15 | 276 | 274 | 35 | .940 |

HIGHLIGHTS

- Member of the Leadership Council
- Leads the team in batting average, slugging %, on-base %, doubles, triples, total bases, runs scored, and tied for team high in hits.
- Has 9 multi-hit games in MW play
- All-Conference First Team in 2022 and 2023
- First two-time first team all-conference player for UNM since Brandi Heimburg (2014 and 2015)
- Played in 49 games with 48 starts. Started 45 games at second, 3 games as DP last season
- Led the team in stolen bases (seven) and tied for the team high in doubles (seven) last season
- Was 7-7 with runners on third and less than two outs last season
- Played 45 games at second her sophomore season
- Played 51 games at second, 1 game at shortstop and 1 game as DP freshman season
- 2nd on the team in total bases (73), hits (56) and doubles (9) as a freshman
- Majoring in biochemistry



# THE 2025 LOBOS



**8 Katherine Brunner**

SO • INF • 5-7 • R/R

Katy, Texas (James E. Taylor HS)

## SEASON BESTS

|              |   |                                   |
|--------------|---|-----------------------------------|
| Hits         | 2 | 2x, last: Utah State, 4-2-25      |
| Doubles      | 1 | 3x, last: Utah State, 4-2-25      |
| Triples      |   |                                   |
| Home Runs    | 1 | San José State, 3-16-25           |
| RBI          | 3 | Texas Southern, 2-23-25           |
| Runs         | 1 | 8x, last: Utah State, 4-2-25      |
| Walks        | 1 | 6x, last: San José State, 3-15-25 |
| Stolen Bases |   |                                   |

## CAREER BESTS

|              |   |                                   |
|--------------|---|-----------------------------------|
| Hits         | 3 | Marist, 2-16-24                   |
| Doubles      | 1 | 7x, last: Utah State, 4-2-25      |
| Triples      |   |                                   |
| Home Runs    | 1 | 3x, last: San José State, 3-16-25 |
| RBI          | 3 | 3x, last: Texas Southern, 2-23-25 |
| Runs         | 2 | Utah State, 4-19-24               |
| Walks        | 2 | 2x, last: UConn, 3-8-24           |
| Stolen Bases | 1 | Tennessee State, 2-9-24           |

## STREAKS

|         | Current | Career Best |
|---------|---------|-------------|
| Hitting |         | 6           |
| On-Base |         | 7           |

## MULTI-HIT GAMES

|      | 2 | 3 | 4 | 5+ | TOTAL |
|------|---|---|---|----|-------|
| 2024 | 4 | 1 | - | -  | 5     |
| 2025 | 2 |   |   |    | 2     |

## MULTI-RBI GAMES

|      | 2 | 3 | 4 | 5+ | TOTAL |
|------|---|---|---|----|-------|
| 2024 | 2 | 2 | - | -  | 4     |
| 2025 | 1 | 1 |   |    | 2     |

## 2025 GAME-BY-GAME

| DATE | OPPONENT           | POS   | AB    | R  | H | TB | 2B | 3B | HR             | RBI | BB | HBP | SO | SB-ATT | E   |   |
|------|--------------------|-------|-------|----|---|----|----|----|----------------|-----|----|-----|----|--------|-----|---|
| 2/6  | Texas A&M-CC       | *3b   | 2     | 0  | 0 | 0  | 0  | 0  | 0              | 0   | 0  | 0   | 0  | 0-0    | 0   |   |
| 2/6  | Sam Houston        | *3b   | 1     | 0  | 0 | 0  | 0  | 0  | 0              | 0   | 0  | 0   | 0  | 0-0    | 0   |   |
| 2/7  | Houston Christian  |       |       |    |   |    |    |    | -Did Not Play- |     |    |     |    |        |     |   |
| 2/7  | Houston            | 3b    | 2     | 1  | 1 | 1  | 0  | 0  | 0              | 0   | 0  | 0   | 1  | 0-0    | 0   |   |
| 2/8  | Houston Christian  |       |       |    |   |    |    |    | -Did Not Play- |     |    |     |    |        |     |   |
| 2/8  | Houston            |       |       |    |   |    |    |    | -Did Not Play- |     |    |     |    |        |     |   |
| 2/9  | St. John's         | ph    | 1     | 0  | 1 | 1  | 0  | 0  | 0              | 0   | 0  | 0   | 0  | 0-0    | 0   |   |
| 2/14 | Fordham            | ph    | 0     | 0  | 0 | 0  | 0  | 0  | 0              | 0   | 1  | 0   | 0  | 0-0    | 0   |   |
| 2/14 | St. Thomas         | *ss   | 4     | 0  | 1 | 2  | 1  | 0  | 0              | 2   | 0  | 0   | 0  | 0-0    | 0   |   |
| 2/15 | Texas State        | *ss   | 3     | 0  | 1 | 1  | 0  | 0  | 0              | 0   | 0  | 0   | 0  | 0-0    | 0   |   |
| 2/15 | St. Thomas         | *ss   | 4     | 1  | 1 | 1  | 0  | 0  | 0              | 0   | 0  | 0   | 2  | 0-0    | 0   |   |
| 2/16 | Texas State        | *ss   | 4     | 0  | 1 | 1  | 0  | 0  | 0              | 0   | 0  | 0   | 1  | 0-0    | 1   |   |
| 2/21 | North Dakota       | *ss   | 3     | 0  | 0 | 0  | 0  | 0  | 0              | 0   | 0  | 0   | 0  | 0-0    | 1   |   |
| 2/22 | Texas Southern     | *ss   | 3     | 0  | 1 | 1  | 0  | 0  | 0              | 0   | 0  | 0   | 1  | 0-0    | 0   |   |
| 2/22 | North Dakota       | *ss   | 4     | 1  | 1 | 1  | 0  | 0  | 0              | 0   | 0  | 0   | 1  | 0-0    | 0   |   |
| 2/23 | Texas Southern     | *ss   | 2     | 1  | 2 | 3  | 1  | 0  | 0              | 3   | 1  | 0   | 0  | 0-0    | 0   |   |
| 2/23 | Tarleton State     | *ss   | 3     | 0  | 0 | 0  | 0  | 0  | 0              | 0   | 0  | 0   | 1  | 0-0    | 0   |   |
| 2/28 | Northwestern State | *ss   | 2     | 1  | 1 | 1  | 0  | 0  | 0              | 1   | 1  | 0   | 0  | 0-0    | 0   |   |
| 2/28 | Mississippi State  | *ss   | 2     | 1  | 0 | 0  | 0  | 0  | 0              | 0   | 0  | 1   | 1  | 0-0    | 0   |   |
| 3/1  | Mississippi State  | *ss   | 3     | 0  | 0 | 0  | 0  | 0  | 0              | 0   | 0  | 0   | 1  | 0-0    | 0   |   |
| 3/1  | Alabama State      | *ss   | 2     | 0  | 0 | 0  | 0  | 0  | 0              | 0   | 0  | 0   | 1  | 0-0    | 0   |   |
| 3/2  | Alabama State      | *ss   | 3     | 0  | 0 | 0  | 0  | 0  | 0              | 1   | 0  | 0   | 0  | 0-0    | 0   |   |
| 3/6  | Saint Joseph's     | *ss   | 2     | 0  | 0 | 0  | 0  | 0  | 0              | 0   | 1  | 0   | 0  | 0-0    | 0   |   |
| 3/7  | San Diego          | *ss   | 1     | 0  | 0 | 0  | 0  | 0  | 0              | 0   | 0  | 0   | 0  | 0-0    | 0   |   |
| 3/7  | UPenn              | *ss   | 2     | 0  | 0 | 0  | 0  | 0  | 0              | 0   | 0  | 0   | 0  | 0-0    | 0   |   |
| 3/8  | Saint Joseph's     | *ss   | 3     | 0  | 1 | 1  | 0  | 0  | 0              | 0   | 0  | 0   | 0  | 0-0    | 1   |   |
| 3/11 | New Mexico State   | *ss   | 2     | 0  | 0 | 0  | 0  | 0  | 0              | 0   | 1  | 0   | 0  | 0-0    | 0   |   |
| 3/14 | San José State     | *ss   | 1     | 0  | 0 | 0  | 0  | 0  | 0              | 0   | 0  | 0   | 0  | 0-0    | 0   |   |
| 3/15 | San José State     | *ss   | 1     | 0  | 0 | 0  | 0  | 0  | 0              | 1   | 1  | 0   | 0  | 0-0    | 0   |   |
| 3/16 | San José State     | *ss   | 3     | 1  | 1 | 4  | 0  | 0  | 1              | 1   | 0  | 0   | 0  | 0-0    | 1   |   |
| 3/21 | San Diego State    | *ss   | 2     | 0  | 0 | 0  | 0  | 0  | 0              | 0   | 0  | 0   | 0  | 0-0    | 0   |   |
| 3/22 | San Diego State    | *ss   | 2     | 0  | 0 | 0  | 0  | 0  | 0              | 0   | 0  | 0   | 0  | 0-0    | 0   |   |
| 3/23 | San Diego State    | *ss   | 1     | 0  | 0 | 0  | 0  | 0  | 0              | 0   | 0  | 0   | 0  | 0-0    | 0   |   |
| 3/25 | UC San Diego       | ss    | 1     | 0  | 0 | 0  | 0  | 0  | 0              | 0   | 0  | 0   | 1  | 0-0    | 0   |   |
| 4/2  | Utah State         | *ss   | 5     | 1  | 2 | 3  | 1  | 0  | 0              | 0   | 0  | 0   | 0  | 0-0    | 0   |   |
| 4/2  | Utah State         | *ss   | 2     | 0  | 0 | 0  | 0  | 0  | 0              | 0   | 0  | 0   | 0  | 0-0    | 1   |   |
| 4/5  | Boise State        | *ss   | 2     | 0  | 0 | 0  | 0  | 0  | 0              | 0   | 0  | 0   | 0  | 0-0    | 0   |   |
| 4/6  | Boise State        | *ss   | 1     | 0  | 0 | 0  | 0  | 0  | 0              | 0   | 0  | 0   | 0  | 0-0    | 1   |   |
| 4/11 | Colorado State     | ss    | 0     | 0  | 0 | 0  | 0  | 0  | 0              | 0   | 0  | 0   | 0  | 0-0    | 0   |   |
| 4/12 | Colorado State     | ss    | 0     | 0  | 0 | 0  | 0  | 0  | 0              | 0   | 0  | 0   | 0  | 0-0    | 0   |   |
| 4/13 | Colorado State     | ss    | 2     | 0  | 0 | 0  | 0  | 0  | 0              | 0   | 0  | 0   | 1  | 0-0    | 0   |   |
| 4/15 | UTEP               | ss    | 1     | 0  | 0 | 0  | 0  | 0  | 0              | 0   | 0  | 0   | 0  | 0-0    | 0   |   |
| 4/17 | at Fresno State    | *ss   | 2     | 0  | 0 | 0  | 0  | 0  | 0              | 0   | 0  | 0   | 1  | 0-0    | 1   |   |
| 4/18 | at Fresno State    | ph/2b | 1     | 0  | 0 | 0  | 0  | 0  | 0              | 0   | 0  | 0   | 0  | 0-0    | 0   |   |
| 4/19 | at Fresno State    | 2b    | 0     | 0  | 0 | 0  | 0  | 0  | 0              | 0   | 0  | 0   | 0  | 0-0    | 0   |   |
| 4/22 | UTEP               | ph    | 1     | 0  | 0 | 0  | 0  | 0  | 0              | 0   | 0  | 0   | 1  | 0-0    | 0   |   |
| 4/25 | Nevada             |       |       |    |   |    |    |    |                |     |    |     |    |        |     |   |
| 4/26 | Nevada             |       |       |    |   |    |    |    |                |     |    |     |    |        |     |   |
| 4/27 | Nevada             |       |       |    |   |    |    |    |                |     |    |     |    |        |     |   |
| 5/1  | UNLV               |       |       |    |   |    |    |    |                |     |    |     |    |        |     |   |
| 5/2  | UNLV               |       |       |    |   |    |    |    |                |     |    |     |    |        |     |   |
| 5/3  | UNLV               |       |       |    |   |    |    |    |                |     |    |     |    |        |     |   |
|      |                    |       | 43-32 | 86 | 8 | 15 | 21 | 3  | 0              | 1   | 9  | 6   | 1  | 14     | 0-0 | 7 |

## CAREER STATS

| SEASON | GP | GS | AVG. | AB  | R  | H  | 2B | 3B | HR | RBI | TB | SLG% | BB | SO | HBP | OB%  | SF | SH | SB-SA | PO | A  | E  | FLD% |
|--------|----|----|------|-----|----|----|----|----|----|-----|----|------|----|----|-----|------|----|----|-------|----|----|----|------|
| 2024   | 49 | 44 | .224 | 116 | 6  | 26 | 4  | 0  | 2  | 17  | 36 | .310 | 8  | 25 | 1   | .276 | 2  | 1  | 1-1   | 33 | 18 | 3  | .944 |
| 2025   | 43 | 32 | .174 | 86  | 8  | 15 | 3  | 0  | 1  | 9   | 21 | .244 | 6  | 14 | 1   | .234 | 1  | 2  | 0-0   | 34 | 56 | 7  | .928 |
| TOTAL  | 92 | 76 | .203 | 202 | 14 | 41 | 7  | 0  | 3  | 26  | 57 | .282 | 14 | 39 | 2   | .258 | 3  | 3  | 1-1   | 67 | 74 | 10 | .934 |

## HIGHLIGHTS

- Named MW Freshman of the Week April 22, 2024
- Started 25 games as the DP, 12 games at third and 7 games at second as a freshman
- Majoring in business administration
- #8 was the first number she wore when she started playing softball at age 6
- Played for the Bombers, the Lady Dukes and Prolific
- Also lettered in basketball in high school

THE 2025 LOBOS



9 Jewels Hanawahine

SO • UTIL • 5-9 • R/R  
Waimanalo, Hawai'i (Kamehameha Kapalama)

SEASON BESTS

|              |   |                               |
|--------------|---|-------------------------------|
| Hits         | 1 | 3x, last: UTEP, 4-22-25       |
| Doubles      | 1 | 2x, last: Fresno St., 4-19-25 |
| Triples      |   |                               |
| Home Runs    |   |                               |
| RBI          |   |                               |
| Runs         |   |                               |
| Walks        |   |                               |
| Stolen Bases |   |                               |

CAREER BESTS

|              |   |                               |
|--------------|---|-------------------------------|
| Hits         | 1 | 4x, last: UTEP, 4-22-25       |
| Doubles      | 1 | 2x, last: Fresno St., 4-19-25 |
| Triples      |   |                               |
| Home Runs    |   |                               |
| RBI          |   |                               |
| Runs         |   |                               |
| Walks        |   |                               |
| Stolen Bases |   |                               |

STREAKS

|         | Current | Career Best |
|---------|---------|-------------|
| Hitting | 2       | 2           |
| On-Base | 2       | 2           |

MULTI-HIT GAMES

|      | 2 | 3 | 4 | 5+ | TOTAL |
|------|---|---|---|----|-------|
| 2024 | - | - | - | -  | -     |
| 2025 | - | - | - | -  | -     |

MULTI-RBI GAMES

|      | 2 | 3 | 4 | 5+ | TOTAL |
|------|---|---|---|----|-------|
| 2024 | - | - | - | -  | -     |
| 2025 | - | - | - | -  | -     |

2025 GAME-BY-GAME

| DATE | OPPONENT           | POS    | AB    | R  | H | TB | 2B | 3B | HR | RBI            | BB | HBP | SO | SB-ATT | E   |   |
|------|--------------------|--------|-------|----|---|----|----|----|----|----------------|----|-----|----|--------|-----|---|
| 2/6  | Texas A&M-CC       |        |       |    |   |    |    |    |    | -Did Not Play- |    |     |    |        |     |   |
| 2/6  | Sam Houston        |        |       |    |   |    |    |    |    | -Did Not Play- |    |     |    |        |     |   |
| 2/7  | Houston Christian  | *3b    | 2     | 0  | 0 | 0  | 0  | 0  | 0  | 0              | 0  | 0   | 2  | 0-0    | 0   |   |
| 2/7  | Houston            |        |       |    |   |    |    |    |    | -Did Not Play- |    |     |    |        |     |   |
| 2/8  | Houston Christian  |        |       |    |   |    |    |    |    | -Did Not Play- |    |     |    |        |     |   |
| 2/8  | Houston            | *3b    | 5     | 0  | 0 | 0  | 0  | 0  | 0  | 0              | 0  | 0   | 0  | 0-0    | 0   |   |
| 2/9  | St. John's         | *ss    | 2     | 0  | 0 | 0  | 0  | 0  | 0  | 0              | 0  | 0   | 1  | 0-0    | 0   |   |
| 2/14 | Fordham            |        |       |    |   |    |    |    |    | -Did Not Play- |    |     |    |        |     |   |
| 2/14 | St. Thomas         | *3b    | 2     | 0  | 0 | 0  | 0  | 0  | 0  | 0              | 0  | 0   | 1  | 0-0    | 0   |   |
| 2/15 | Texas State        |        |       |    |   |    |    |    |    | -Did Not Play- |    |     |    |        |     |   |
| 2/15 | St. Thomas         | *3b    | 2     | 0  | 0 | 0  | 0  | 0  | 0  | 0              | 0  | 0   | 1  | 0-0    | 0   |   |
| 2/16 | Texas State        |        |       |    |   |    |    |    |    | -Did Not Play- |    |     |    |        |     |   |
| 2/21 | North Dakota       |        |       |    |   |    |    |    |    | -Did Not Play- |    |     |    |        |     |   |
| 2/22 | Texas Southern     |        |       |    |   |    |    |    |    | -Did Not Play- |    |     |    |        |     |   |
| 2/22 | North Dakota       | *3b    | 1     | 0  | 0 | 0  | 0  | 0  | 0  | 0              | 0  | 0   | 1  | 0-0    | 0   |   |
| 2/23 | Texas Southern     |        |       |    |   |    |    |    |    | -Did Not Play- |    |     |    |        |     |   |
| 2/23 | Tarleton State     | 3b     | 0     | 0  | 0 | 0  | 0  | 0  | 0  | 0              | 0  | 0   | 0  | 0-0    | 0   |   |
| 2/28 | Northwestern State |        |       |    |   |    |    |    |    | -Did Not Play- |    |     |    |        |     |   |
| 2/28 | Mississippi State  | *2b    | 1     | 0  | 0 | 0  | 0  | 0  | 0  | 0              | 0  | 1   | 0  | 0-0    | 0   |   |
| 3/1  | Mississippi State  |        |       |    |   |    |    |    |    | -Did Not Play- |    |     |    |        |     |   |
| 3/1  | Alabama State      |        |       |    |   |    |    |    |    | -Did Not Play- |    |     |    |        |     |   |
| 3/2  | Alabama State      |        |       |    |   |    |    |    |    | -Did Not Play- |    |     |    |        |     |   |
| 3/6  | Saint Joseph's     |        |       |    |   |    |    |    |    | -Did Not Play- |    |     |    |        |     |   |
| 3/7  | San Diego          |        |       |    |   |    |    |    |    | -Did Not Play- |    |     |    |        |     |   |
| 3/7  | UPenn              | 2b     | 0     | 0  | 0 | 0  | 0  | 0  | 0  | 0              | 0  | 0   | 0  | 0-0    | 0   |   |
| 3/8  | Saint Joseph's     |        |       |    |   |    |    |    |    | -Did Not Play- |    |     |    |        |     |   |
| 3/11 | New Mexico State   |        |       |    |   |    |    |    |    | -Did Not Play- |    |     |    |        |     |   |
| 3/14 | San José State     |        |       |    |   |    |    |    |    | -Did Not Play- |    |     |    |        |     |   |
| 3/15 | San José State     |        |       |    |   |    |    |    |    | -Did Not Play- |    |     |    |        |     |   |
| 3/16 | San José State     |        |       |    |   |    |    |    |    | -Did Not Play- |    |     |    |        |     |   |
| 3/21 | San Diego State    |        |       |    |   |    |    |    |    | -Did Not Play- |    |     |    |        |     |   |
| 3/22 | San Diego State    |        |       |    |   |    |    |    |    | -Did Not Play- |    |     |    |        |     |   |
| 3/23 | San Diego State    |        |       |    |   |    |    |    |    | -Did Not Play- |    |     |    |        |     |   |
| 3/25 | UC San Diego       |        |       |    |   |    |    |    |    | -Did Not Play- |    |     |    |        |     |   |
| 4/2  | Utah State         |        |       |    |   |    |    |    |    | -Did Not Play- |    |     |    |        |     |   |
| 4/2  | Utah State         |        |       |    |   |    |    |    |    | -Did Not Play- |    |     |    |        |     |   |
| 4/5  | Boise State        |        |       |    |   |    |    |    |    | -Did Not Play- |    |     |    |        |     |   |
| 4/6  | Boise State        | ss     | 1     | 0  | 0 | 0  | 0  | 0  | 0  | 0              | 0  | 0   | 0  | 0-0    | 0   |   |
| 4/11 | Colorado State     | *ss    | 2     | 0  | 1 | 2  | 1  | 0  | 0  | 0              | 0  | 0   | 0  | 0-0    | 0   |   |
| 4/12 | Colorado State     |        |       |    |   |    |    |    |    | -Did Not Play- |    |     |    |        |     |   |
| 4/13 | Colorado State     |        |       |    |   |    |    |    |    | -Did Not Play- |    |     |    |        |     |   |
| 4/15 | UTEP               | *ss    | 1     | 0  | 0 | 0  | 0  | 0  | 0  | 0              | 0  | 0   | 0  | 0-0    | 1   |   |
| 4/17 | at Fresno State    |        |       |    |   |    |    |    |    | -Did Not Play- |    |     |    |        |     |   |
| 4/18 | at Fresno State    | *2b    | 2     | 0  | 0 | 0  | 0  | 0  | 0  | 0              | 0  | 0   | 0  | 0-0    | 1   |   |
| 4/19 | at Fresno State    | *2b/ss | 3     | 0  | 1 | 1  | 1  | 0  | 0  | 0              | 0  | 0   | 1  | 0-0    | 1   |   |
| 4/22 | UTEP               | *2b    | 3     | 1  | 1 | 1  | 0  | 0  | 0  | 0              | 0  | 0   | 0  | 0-0    | 0   |   |
| 4/25 | Nevada             |        |       |    |   |    |    |    |    |                |    |     |    |        |     |   |
| 4/26 | Nevada             |        |       |    |   |    |    |    |    |                |    |     |    |        |     |   |
| 4/27 | Nevada             |        |       |    |   |    |    |    |    |                |    |     |    |        |     |   |
| 5/1  | UNLV               |        |       |    |   |    |    |    |    |                |    |     |    |        |     |   |
| 5/2  | UNLV               |        |       |    |   |    |    |    |    |                |    |     |    |        |     |   |
| 5/3  | UNLV               |        |       |    |   |    |    |    |    |                |    |     |    |        |     |   |
|      |                    |        | 15-12 | 27 | 1 | 3  | 5  | 2  | 0  | 0              | 0  | 0   | 1  | 7      | 0-0 | 3 |

CAREER STATS

| SEASON | GP | GS | AVG. | AB | R | H | 2B | 3B | HR | RBI | TB | SLG% | BB | SO | HBP | OB%  | SF | SH | SB-SA | PO | A  | E | FLD% |
|--------|----|----|------|----|---|---|----|----|----|-----|----|------|----|----|-----|------|----|----|-------|----|----|---|------|
| 2024   | 4  | 0  | .250 | 4  | 0 | 1 | 0  | 0  | 0  | 0   | 1  | .250 | 0  | 3  | 0   | .250 | 0  | 0  | 0-0   | 0  | 0  | 0 | .000 |
| 2025   | 15 | 12 | .111 | 27 | 1 | 3 | 2  | 0  | 0  | 0   | 5  | .185 | 0  | 7  | 1   | .100 | 0  | 2  | 0-0   | 7  | 23 | 3 | .910 |
| TOTAL  | 19 | 12 | .129 | 31 | 1 | 4 | 2  | 0  | 0  | 0   | 6  | .194 | 0  | 10 | 1   | .156 | 0  | 2  | 0-0   | 7  | 23 | 3 | .910 |

HIGHLIGHTS

- Majoring in business administration
- Played for Firecrackers Rico 18U, Firecrackers Brasher Smith and Firecrackers Hawaii
- Wears #9 because she and her two siblings were all born on the 9th of different months



# THE 2025 LOBOS



**10 Allie Williams**

FR • OF • 5-5 • R/R

Houston, Texas (Episcopal HS)

## SEASON BESTS

|              |   |                                   |
|--------------|---|-----------------------------------|
| Hits         | 3 | 3x, last: Utah State, 4-2-25      |
| Doubles      | 2 | 2x, last: Texas Southern, 2-22-25 |
| Triples      | 1 | Fresno State, 4-17-25             |
| Home Runs    |   |                                   |
| RBI          | 3 | 2x, last: St. Thomas, 2-14-25     |
| Runs         | 2 | 2x, last: NW St., 2-28-25         |
| Walks        | 2 | Texas State, 2-16-25              |
| Stolen Bases |   |                                   |

## CAREER BESTS

|              |   |                                   |
|--------------|---|-----------------------------------|
| Hits         | 3 | 3x, last: Utah State, 4-2-25      |
| Doubles      | 2 | 2x, last: Texas Southern, 2-22-25 |
| Triples      | 1 | Fresno State, 4-17-25             |
| Home Runs    |   |                                   |
| RBI          | 3 | 2x, last: St. Thomas, 2-14-25     |
| Runs         | 2 | 2x, last: NW St., 2-28-25         |
| Walks        | 2 | Texas State, 2-16-25              |
| Stolen Bases |   |                                   |

## STREAKS

|         | Current | Career Best |
|---------|---------|-------------|
| Hitting | 4       | 11          |
| On-Base | 4       | 16          |

## MULTI-HIT GAMES

|      | 2  | 3 | 4 | 5+ | TOTAL |
|------|----|---|---|----|-------|
| 2025 | 10 | 3 |   |    | 13    |

## MULTI-RBI GAMES

|      | 2 | 3 | 4 | 5+ | TOTAL |
|------|---|---|---|----|-------|
| 2025 | 3 | 2 |   |    | 5     |

## 2025 GAME-BY-GAME

| DATE | OPPONENT           | POS    | AB  | R  | H  | TB | 2B | 3B | HR | RBI | BB | HBP | SO | SB-ATT | E |
|------|--------------------|--------|-----|----|----|----|----|----|----|-----|----|-----|----|--------|---|
| 2/6  | Texas A&M-CC       | *dp    | 3   | 0  | 3  | 5  | 2  | 0  | 0  | 3   | 0  | 0   | 0  | 0-0    | 0 |
| 2/6  | Sam Houston        | *dp/rf | 3   | 0  | 1  | 1  | 0  | 0  | 0  | 0   | 0  | 0   | 0  | 0-0    | 0 |
| 2/7  | Houston Christian  | *rf    | 2   | 0  | 1  | 1  | 0  | 0  | 0  | 0   | 1  | 0   | 0  | 0-0    | 0 |
| 2/7  | Houston            | *rf    | 4   | 0  | 2  | 2  | 0  | 0  | 0  | 2   | 0  | 0   | 0  | 0-0    | 0 |
| 2/8  | Houston Christian  | *rf    | 4   | 0  | 1  | 1  | 0  | 0  | 0  | 0   | 0  | 0   | 0  | 0-0    | 0 |
| 2/8  | Houston            | *rf    | 4   | 0  | 2  | 2  | 0  | 0  | 0  | 0   | 1  | 0   | 0  | 0-0    | 0 |
| 2/9  | St. John's         | *rf    | 4   | 0  | 1  | 1  | 0  | 0  | 0  | 0   | 0  | 0   | 0  | 0-0    | 0 |
| 2/14 | Fordham            | *dp    | 4   | 0  | 2  | 2  | 0  | 0  | 0  | 1   | 0  | 0   | 0  | 0-0    | 0 |
| 2/14 | St. Thomas         | *rf    | 3   | 0  | 3  | 3  | 0  | 0  | 0  | 3   | 0  | 0   | 0  | 0-0    | 0 |
| 2/15 | Texas State        | *dp    | 3   | 0  | 1  | 1  | 0  | 0  | 0  | 0   | 0  | 0   | 0  | 0-0    | 0 |
| 2/15 | St. Thomas         | *rf    | 3   | 1  | 1  | 1  | 0  | 0  | 0  | 0   | 1  | 0   | 0  | 0-0    | 0 |
| 2/16 | Texas State        | *rf    | 2   | 0  | 0  | 0  | 0  | 0  | 0  | 0   | 2  | 0   | 1  | 0-0    | 0 |
| 2/21 | North Dakota       | *rf    | 3   | 0  | 0  | 0  | 0  | 0  | 0  | 0   | 1  | 0   | 1  | 0-0    | 0 |
| 2/22 | Texas Southern     | *rf    | 3   | 1  | 2  | 4  | 2  | 0  | 0  | 2   | 1  | 0   | 0  | 0-1    | 0 |
| 2/22 | North Dakota       | *rf    | 4   | 0  | 1  | 1  | 0  | 0  | 0  | 0   | 0  | 0   | 0  | 0-0    | 0 |
| 2/23 | Texas Southern     | *rf    | 3   | 2  | 1  | 2  | 1  | 0  | 0  | 1   | 1  | 0   | 0  | 0-0    | 0 |
| 2/23 | Tarleton State     | *rf    | 3   | 0  | 0  | 0  | 0  | 0  | 0  | 0   | 0  | 0   | 0  | 0-0    | 1 |
| 2/28 | Northwestern State | *rf    | 3   | 2  | 2  | 3  | 1  | 0  | 0  | 0   | 0  | 0   | 0  | 0-0    | 0 |
| 2/28 | Mississippi State  | *rf    | 3   | 0  | 1  | 1  | 0  | 0  | 0  | 0   | 0  | 0   | 0  | 0-0    | 0 |
| 3/1  | Mississippi State  | *rf    | 3   | 0  | 1  | 1  | 0  | 0  | 0  | 1   | 1  | 0   | 0  | 0-0    | 0 |
| 3/1  | Alabama State      | *rf    | 3   | 0  | 1  | 2  | 1  | 0  | 0  | 0   | 1  | 0   | 0  | 0-0    | 0 |
| 3/2  | Alabama State      | *rf    | 3   | 0  | 1  | 1  | 0  | 0  | 0  | 0   | 1  | 0   | 0  | 0-0    | 0 |
| 3/6  | Saint Joseph's     | *rf    | 4   | 1  | 2  | 2  | 0  | 0  | 0  | 1   | 0  | 0   | 0  | 0-0    | 2 |
| 3/7  | San Diego          | *rf    | 3   | 0  | 1  | 1  | 0  | 0  | 0  | 0   | 0  | 0   | 0  | 0-0    | 0 |
| 3/7  | UPenn              | *rf    | 4   | 0  | 1  | 1  | 0  | 0  | 0  | 0   | 0  | 0   | 0  | 0-0    | 0 |
| 3/8  | Saint Joseph's     | *rf    | 3   | 0  | 0  | 0  | 0  | 0  | 0  | 0   | 0  | 0   | 0  | 0-0    | 0 |
| 3/11 | New Mexico State   | *rf    | 4   | 0  | 1  | 1  | 0  | 0  | 0  | 0   | 0  | 0   | 2  | 0-0    | 0 |
| 3/14 | San José State     | *rf    | 2   | 1  | 1  | 1  | 0  | 0  | 0  | 0   | 1  | 0   | 0  | 0-0    | 0 |
| 3/15 | San José State     | *rf    | 4   | 0  | 2  | 2  | 0  | 0  | 0  | 0   | 0  | 0   | 0  | 0-0    | 0 |
| 3/16 | San José State     | *rf    | 2   | 1  | 0  | 0  | 0  | 0  | 0  | 1   | 0  | 1   | 0  | 0-0    | 0 |
| 3/21 | San Diego State    | *rf    | 4   | 0  | 1  | 1  | 0  | 0  | 0  | 0   | 0  | 0   | 0  | 0-0    | 0 |
| 3/22 | San Diego State    | *rf    | 2   | 0  | 1  | 2  | 1  | 0  | 0  | 0   | 1  | 0   | 0  | 0-0    | 0 |
| 3/23 | San Diego State    | *rf    | 3   | 0  | 1  | 1  | 0  | 0  | 0  | 0   | 0  | 0   | 1  | 0-0    | 0 |
| 3/25 | UC San Diego       | *lf    | 4   | 1  | 0  | 0  | 0  | 0  | 0  | 1   | 0  | 0   | 1  | 0-0    | 0 |
| 4/2  | Utah State         | *rf    | 6   | 0  | 3  | 4  | 1  | 0  | 0  | 1   | 0  | 0   | 0  | 0-0    | 0 |
| 4/2  | Utah State         | *rf    | 4   | 1  | 2  | 2  | 0  | 0  | 0  | 0   | 0  | 0   | 0  | 0-0    | 0 |
| 4/5  | Boise State        | *rf    | 3   | 0  | 1  | 1  | 0  | 0  | 0  | 1   | 0  | 0   | 0  | 0-0    | 0 |
| 4/6  | Boise State        | *rf    | 4   | 0  | 1  | 1  | 0  | 0  | 0  | 1   | 0  | 0   | 0  | 0-0    | 1 |
| 4/11 | Colorado State     | *rf    | 2   | 0  | 1  | 1  | 0  | 0  | 0  | 1   | 1  | 0   | 0  | 0-0    | 0 |
| 4/12 | Colorado State     | *rf    | 2   | 1  | 0  | 0  | 0  | 0  | 0  | 0   | 1  | 0   | 0  | 0-0    | 0 |
| 4/13 | Colorado State     | *rf    | 3   | 0  | 1  | 1  | 0  | 0  | 0  | 0   | 1  | 0   | 0  | 0-0    | 0 |
| 4/15 | UTEP               | *rf    | 3   | 0  | 0  | 0  | 0  | 0  | 0  | 1   | 0  | 0   | 0  | 0-0    | 0 |
| 4/17 | at Fresno State    | *rf    | 4   | 1  | 2  | 5  | 1  | 1  | 0  | 2   | 0  | 0   | 0  | 0-0    | 2 |
| 4/18 | at Fresno State    | *rf    | 4   | 1  | 2  | 2  | 0  | 0  | 0  | 0   | 0  | 0   | 0  | 0-0    | 0 |
| 4/19 | at Fresno State    | *rf    | 3   | 0  | 1  | 2  | 1  | 0  | 0  | 1   | 1  | 0   | 0  | 0-0    | 0 |
| 4/22 | UTEP               | *rf/lf | 4   | 0  | 1  | 1  | 0  | 0  | 0  | 0   | 0  | 0   | 0  | 0-0    | 0 |
| 4/25 | Nevada             |        |     |    |    |    |    |    |    |     |    |     |    |        |   |
| 4/26 | Nevada             |        |     |    |    |    |    |    |    |     |    |     |    |        |   |
| 4/27 | Nevada             |        |     |    |    |    |    |    |    |     |    |     |    |        |   |
| 5/1  | UNLV               |        |     |    |    |    |    |    |    |     |    |     |    |        |   |
| 5/2  | UNLV               |        |     |    |    |    |    |    |    |     |    |     |    |        |   |
| 5/3  | UNLV               |        |     |    |    |    |    |    |    |     |    |     |    |        |   |
|      |                    | 46-46  | 151 | 14 | 54 | 67 | 11 | 1  | 0  | 24  | 17 | 1   | 6  | 0-1    | 6 |


## CAREER STATS

| SEASON | GP | GS | AVG. | AB  | R  | H  | 2B | 3B | HR | RBI | TB | SLG% | BB | SO | HBP | OB%  | SF | SH | SB-SA | PO | A | E | FLD% |
|--------|----|----|------|-----|----|----|----|----|----|-----|----|------|----|----|-----|------|----|----|-------|----|---|---|------|
| 2025   | 46 | 46 | .358 | 151 | 14 | 54 | 11 | 1  | 0  | 24  | 67 | .444 | 17 | 6  | 1   | .421 | 2  | 0  | 0-1   | 69 | 0 | 6 | .920 |
| TOTAL  | 46 | 46 | .358 | 151 | 14 | 54 | 11 | 1  | 0  | 24  | 67 | .444 | 17 | 6  | 1   | .421 | 2  | 0  | 0-1   | 69 | 0 | 6 | .920 |

## HIGHLIGHTS

- Second on the team in batting average, doubles and total bases. Third in on-base %, slugging % and RBI. Tied for the team lead in hits.
- Has reached base in all 16 MW games with a hit in last four.
- Tied for 6th in the MW in hits
- Majoring in business administration
- Named to the Houston Chronicle All Private School Team and to the VYPE Sports All Private School Team in both 2022 and 2023
- Was the VYPE Private School Player of the Year in 2023 and 2024
- Third member in her immediate family to play a collegiate sport, joining her mother who played basketball at Howard and her father who played football at Howard

THE 2025 LOBOS



11

Adelaide Haack

FR • UTIL • 5-7 • R/R

Oklahoma City, Okla. (Westmoore HS)

SEASON BESTS

Hits

Doubles

Triples

Home Runs

RBI

Runs12x, last: Fresno St., 4-19-25

Walks

Stolen Bases

CAREER BESTS

Hits

Doubles

Triples

Home Runs

RBI

Runs12x, last: Fresno St., 4-19-25

Walks

Stolen Bases

STREAKS

Current

Career Best

Hitting

On-Base

MULTI-HIT GAMES

2345+TOTAL

2025

MULTI-RBI GAMES

2345+TOTAL

2025

| 2025 GAME-BY-GAME |                    |     |     |   |   |    |    |    |    |                |    |     |    |        |     |   |  |  |
|-------------------|--------------------|-----|-----|---|---|----|----|----|----|----------------|----|-----|----|--------|-----|---|--|--|
| DATE              | OPPONENT           | POS | AB  | R | H | TB | 2B | 3B | HR | RBI            | BB | HBP | SO | SB-ATT | E   |   |  |  |
| 2/6               | Texas A&M-CC       |     |     |   |   |    |    |    |    | -Did Not Play- |    |     |    |        |     |   |  |  |
| 2/6               | Sam Houston        |     |     |   |   |    |    |    |    | -Did Not Play- |    |     |    |        |     |   |  |  |
| 2/7               | Houston Christian  |     |     |   |   |    |    |    |    | -Did Not Play- |    |     |    |        |     |   |  |  |
| 2/7               | Houston            |     |     |   |   |    |    |    |    | -Did Not Play- |    |     |    |        |     |   |  |  |
| 2/8               | Houston Christian  |     |     |   |   |    |    |    |    | -Did Not Play- |    |     |    |        |     |   |  |  |
| 2/8               | Houston            | pr  | 0   | 0 | 0 | 0  | 0  | 0  | 0  | 0              | 0  | 0   | 0  | 0-0    | 0   |   |  |  |
| 2/9               | St. John's         |     |     |   |   |    |    |    |    | -Did Not Play- |    |     |    |        |     |   |  |  |
| 2/14              | Fordham            |     |     |   |   |    |    |    |    | -Did Not Play- |    |     |    |        |     |   |  |  |
| 2/14              | St. Thomas         |     |     |   |   |    |    |    |    | -Did Not Play- |    |     |    |        |     |   |  |  |
| 2/15              | Texas State        |     |     |   |   |    |    |    |    | -Did Not Play- |    |     |    |        |     |   |  |  |
| 2/15              | St. Thomas         |     |     |   |   |    |    |    |    | -Did Not Play- |    |     |    |        |     |   |  |  |
| 2/16              | Texas State        |     |     |   |   |    |    |    |    | -Did Not Play- |    |     |    |        |     |   |  |  |
| 2/21              | North Dakota       |     |     |   |   |    |    |    |    | -Did Not Play- |    |     |    |        |     |   |  |  |
| 2/22              | Texas Southern     |     |     |   |   |    |    |    |    | -Did Not Play- |    |     |    |        |     |   |  |  |
| 2/22              | North Dakota       |     |     |   |   |    |    |    |    | -Did Not Play- |    |     |    |        |     |   |  |  |
| 2/23              | Texas Southern     |     |     |   |   |    |    |    |    | -Did Not Play- |    |     |    |        |     |   |  |  |
| 2/23              | Tarleton State     | pr  | 0   | 0 | 0 | 0  | 0  | 0  | 0  | 0              | 0  | 0   | 0  | 0-0    | 0   |   |  |  |
| 2/28              | Northwestern State |     |     |   |   |    |    |    |    | -Did Not Play- |    |     |    |        |     |   |  |  |
| 2/28              | Mississippi State  |     |     |   |   |    |    |    |    | -Did Not Play- |    |     |    |        |     |   |  |  |
| 3/1               | Mississippi State  |     |     |   |   |    |    |    |    | -Did Not Play- |    |     |    |        |     |   |  |  |
| 3/1               | Alabama State      |     |     |   |   |    |    |    |    | -Did Not Play- |    |     |    |        |     |   |  |  |
| 3/2               | Alabama State      |     |     |   |   |    |    |    |    | -Did Not Play- |    |     |    |        |     |   |  |  |
| 3/6               | Saint Joseph's     |     |     |   |   |    |    |    |    | -Did Not Play- |    |     |    |        |     |   |  |  |
| 3/7               | San Diego          |     |     |   |   |    |    |    |    | -Did Not Play- |    |     |    |        |     |   |  |  |
| 3/7               | UPenn              |     |     |   |   |    |    |    |    | -Did Not Play- |    |     |    |        |     |   |  |  |
| 3/8               | Saint Joseph's     |     |     |   |   |    |    |    |    | -Did Not Play- |    |     |    |        |     |   |  |  |
| 3/11              | New Mexico State   |     |     |   |   |    |    |    |    | -Did Not Play- |    |     |    |        |     |   |  |  |
| 3/14              | San José State     |     |     |   |   |    |    |    |    | -Did Not Play- |    |     |    |        |     |   |  |  |
| 3/15              | San José State     |     |     |   |   |    |    |    |    | -Did Not Play- |    |     |    |        |     |   |  |  |
| 3/16              | San José State     |     |     |   |   |    |    |    |    | -Did Not Play- |    |     |    |        |     |   |  |  |
| 3/21              | San Diego State    |     |     |   |   |    |    |    |    | -Did Not Play- |    |     |    |        |     |   |  |  |
| 3/22              | San Diego State    |     |     |   |   |    |    |    |    | -Did Not Play- |    |     |    |        |     |   |  |  |
| 3/23              | San Diego State    |     |     |   |   |    |    |    |    | -Did Not Play- |    |     |    |        |     |   |  |  |
| 3/25              | UC San Diego       |     |     |   |   |    |    |    |    | -Did Not Play- |    |     |    |        |     |   |  |  |
| 4/2               | Utah State         |     |     |   |   |    |    |    |    | -Did Not Play- |    |     |    |        |     |   |  |  |
| 4/2               | Utah State         |     |     |   |   |    |    |    |    | -Did Not Play- |    |     |    |        |     |   |  |  |
| 4/5               | Boise State        |     |     |   |   |    |    |    |    | -Did Not Play- |    |     |    |        |     |   |  |  |
| 4/6               | Boise State        | pr  | 0   | 0 | 0 | 0  | 0  | 0  | 0  | 0              | 0  | 0   | 0  | 0-0    | 0   |   |  |  |
| 4/11              | Colorado State     |     |     |   |   |    |    |    |    | -Did Not Play- |    |     |    |        |     |   |  |  |
| 4/12              | Colorado State     |     |     |   |   |    |    |    |    | -Did Not Play- |    |     |    |        |     |   |  |  |
| 4/13              | Colorado State     |     |     |   |   |    |    |    |    | -Did Not Play- |    |     |    |        |     |   |  |  |
| 4/15              | UTEP               | pr  | 0   | 1 | 0 | 0  | 0  | 0  | 0  | 0              | 0  | 0   | 0  | 0-0    | 0   |   |  |  |
| 4/17              | at Fresno State    |     |     |   |   |    |    |    |    | -Did Not Play- |    |     |    |        |     |   |  |  |
| 4/18              | at Fresno State    |     |     |   |   |    |    |    |    | -Did Not Play- |    |     |    |        |     |   |  |  |
| 4/19              | at Fresno State    | pr  | 0   | 1 | 0 | 0  | 0  | 0  | 0  | 0              | 0  | 0   | 0  | 0-0    | 0   |   |  |  |
| 4/22              | UTEP               | pr  | 0   | 0 | 0 | 0  | 0  | 0  | 0  | 0              | 0  | 0   | 0  | 0-0    | 0   |   |  |  |
| 4/25              | Nevada             |     |     |   |   |    |    |    |    |                |    |     |    |        |     |   |  |  |
| 4/26              | Nevada             |     |     |   |   |    |    |    |    |                |    |     |    |        |     |   |  |  |
| 4/27              | Nevada             |     |     |   |   |    |    |    |    |                |    |     |    |        |     |   |  |  |
| 5/1               | UNLV               |     |     |   |   |    |    |    |    |                |    |     |    |        |     |   |  |  |
| 5/2               | UNLV               |     |     |   |   |    |    |    |    |                |    |     |    |        |     |   |  |  |
| 5/3               | UNLV               |     |     |   |   |    |    |    |    |                |    |     |    |        |     |   |  |  |
|                   |                    |     | 6-0 | 0 | 2 | 0  | 0  | 0  | 0  | 0              | 0  | 0   | 0  | 0      | 0-0 | 0 |  |  |

| CAREER STATS |    |    |      |    |   |   |    |    |    |     |    |      |    |    |     |      |    |    |       |
|--------------|----|----|------|----|---|---|----|----|----|-----|----|------|----|----|-----|------|----|----|-------|
| SEASON       | GP | GS | AVG. | AB | R | H | 2B | 3B | HR | RBI | TB | SLG% | BB | SO | HBP | OB%  | SF | SH | SB-SA |
| 2025         | 6  | 0  | .000 | 0  | 2 | 0 | 0  | 0  | 0  | 0   | 0  | .000 | 0  | 0  | 0   | .000 | 0  | 0  | 0-0   |
| TOTAL        | 6  | 0  | .000 | 0  | 2 | 0 | 0  | 0  | 0  | 0   | 0  | .000 | 0  | 0  | 0   | .000 | 0  | 0  | 0-0   |

- HIGHLIGHTS
- Majoring in business administration
  - Won a district championship in 2021
  - Named all-state, all-region and all-district in 2023 and All-COAC Honorable Mention in 2023, 2022 and 2021
  - Also lettered in track and field



THE 2025 LOBOS



12 Alina Ortiz

SO • P • 5-6 • R/R  
Corona, Calif. (Centennial HS)

SEASON BESTS

|           |
|-----------|
| IP (high) |
| H (low)   |
| R (low)   |
| ER (low)  |
| BB (low)  |
| SO (high) |
| BF (high) |
| NP (high) |

CAREER BESTS (MIN. 3.0 IP)

|           |
|-----------|
| IP (high) |
| H (low)   |
| R (low)   |
| ER (low)  |
| BB (low)  |
| SO (high) |
| BF (high) |
| NP (high) |

PITCHING SUPERLATIVES (MIN. 4.0 IP)

|             | Season | Career |
|-------------|--------|--------|
| 5+ K        |        |        |
| 10+ K       |        |        |
| 1 R or Less |        |        |
| Shutout     |        |        |

2025 GAME-BY-GAME

| DATE | OPPONENT           | W-L | ERA | CG | IP | H | R | ER             | BB | SO | 2B | 3B | HR | BF | HBP |
|------|--------------------|-----|-----|----|----|---|---|----------------|----|----|----|----|----|----|-----|
| 2/6  | Texas A&M-CC       |     |     |    |    |   |   | -Did Not Play- |    |    |    |    |    |    |     |
| 2/6  | Sam Houston        |     |     |    |    |   |   | -Did Not Play- |    |    |    |    |    |    |     |
| 2/7  | Houston Christian  |     |     |    |    |   |   | -Did Not Play- |    |    |    |    |    |    |     |
| 2/7  | Houston            |     |     |    |    |   |   | -Did Not Play- |    |    |    |    |    |    |     |
| 2/8  | Houston Christian  |     |     |    |    |   |   | -Did Not Play- |    |    |    |    |    |    |     |
| 2/8  | Houston            |     |     |    |    |   |   | -Did Not Play- |    |    |    |    |    |    |     |
| 2/9  | St. John's         |     |     |    |    |   |   | -Did Not Play- |    |    |    |    |    |    |     |
| 2/14 | Fordham            |     |     |    |    |   |   | -Did Not Play- |    |    |    |    |    |    |     |
| 2/14 | St. Thomas         |     |     |    |    |   |   | -Did Not Play- |    |    |    |    |    |    |     |
| 2/15 | Texas State        |     |     |    |    |   |   | -Did Not Play- |    |    |    |    |    |    |     |
| 2/15 | St. Thomas         |     |     |    |    |   |   | -Did Not Play- |    |    |    |    |    |    |     |
| 2/16 | Texas State        |     |     |    |    |   |   | -Did Not Play- |    |    |    |    |    |    |     |
| 2/21 | North Dakota       |     |     |    |    |   |   | -Did Not Play- |    |    |    |    |    |    |     |
| 2/22 | Texas Southern     |     |     |    |    |   |   | -Did Not Play- |    |    |    |    |    |    |     |
| 2/22 | North Dakota       |     |     |    |    |   |   | -Did Not Play- |    |    |    |    |    |    |     |
| 2/23 | Texas Southern     |     |     |    |    |   |   | -Did Not Play- |    |    |    |    |    |    |     |
| 2/23 | Tarleton State     |     |     |    |    |   |   | -Did Not Play- |    |    |    |    |    |    |     |
| 2/28 | Northwestern State |     |     |    |    |   |   | -Did Not Play- |    |    |    |    |    |    |     |
| 2/28 | Mississippi State  |     |     |    |    |   |   | -Did Not Play- |    |    |    |    |    |    |     |
| 3/1  | Mississippi State  |     |     |    |    |   |   | -Did Not Play- |    |    |    |    |    |    |     |
| 3/1  | Alabama State      |     |     |    |    |   |   | -Did Not Play- |    |    |    |    |    |    |     |
| 3/2  | Alabama State      |     |     |    |    |   |   | -Did Not Play- |    |    |    |    |    |    |     |
| 3/6  | Saint Joseph's     |     |     |    |    |   |   | -Did Not Play- |    |    |    |    |    |    |     |
| 3/7  | San Diego          |     |     |    |    |   |   | -Did Not Play- |    |    |    |    |    |    |     |
| 3/7  | UPenn              |     |     |    |    |   |   | -Did Not Play- |    |    |    |    |    |    |     |
| 3/8  | Saint Joseph's     |     |     |    |    |   |   | -Did Not Play- |    |    |    |    |    |    |     |
| 3/11 | New Mexico State   |     |     |    |    |   |   | -Did Not Play- |    |    |    |    |    |    |     |
| 3/14 | San José State     |     |     |    |    |   |   | -Did Not Play- |    |    |    |    |    |    |     |
| 3/15 | San José State     |     |     |    |    |   |   | -Did Not Play- |    |    |    |    |    |    |     |
| 3/16 | San José State     |     |     |    |    |   |   | -Did Not Play- |    |    |    |    |    |    |     |
| 3/21 | San Diego State    |     |     |    |    |   |   | -Did Not Play- |    |    |    |    |    |    |     |
| 3/22 | San Diego State    |     |     |    |    |   |   | -Did Not Play- |    |    |    |    |    |    |     |
| 3/23 | San Diego State    |     |     |    |    |   |   | -Did Not Play- |    |    |    |    |    |    |     |
| 3/25 | UC San Diego       |     |     |    |    |   |   | -Did Not Play- |    |    |    |    |    |    |     |
| 4/2  | Utah State         |     |     |    |    |   |   | -Did Not Play- |    |    |    |    |    |    |     |
| 4/2  | Utah State         |     |     |    |    |   |   | -Did Not Play- |    |    |    |    |    |    |     |
| 4/5  | Boise State        |     |     |    |    |   |   | -Did Not Play- |    |    |    |    |    |    |     |
| 4/6  | Boise State        |     |     |    |    |   |   | -Did Not Play- |    |    |    |    |    |    |     |
| 4/11 | Colorado State     |     |     |    |    |   |   | -Did Not Play- |    |    |    |    |    |    |     |
| 4/12 | Colorado State     |     |     |    |    |   |   | -Did Not Play- |    |    |    |    |    |    |     |
| 4/13 | Colorado State     |     |     |    |    |   |   | -Did Not Play- |    |    |    |    |    |    |     |
| 4/15 | UTEP               |     |     |    |    |   |   | -Did Not Play- |    |    |    |    |    |    |     |
| 4/17 | at Fresno State    |     |     |    |    |   |   | -Did Not Play- |    |    |    |    |    |    |     |
| 4/18 | at Fresno State    |     |     |    |    |   |   | -Did Not Play- |    |    |    |    |    |    |     |
| 4/19 | at Fresno State    |     |     |    |    |   |   | -Did Not Play- |    |    |    |    |    |    |     |
| 4/22 | UTEP               |     |     |    |    |   |   | -Did Not Play- |    |    |    |    |    |    |     |
| 4/25 | Nevada             |     |     |    |    |   |   |                |    |    |    |    |    |    |     |
| 4/26 | Nevada             |     |     |    |    |   |   |                |    |    |    |    |    |    |     |
| 4/27 | Nevada             |     |     |    |    |   |   |                |    |    |    |    |    |    |     |
| 5/1  | UNLV               |     |     |    |    |   |   |                |    |    |    |    |    |    |     |
| 5/2  | UNLV               |     |     |    |    |   |   |                |    |    |    |    |    |    |     |
| 5/3  | UNLV               |     |     |    |    |   |   |                |    |    |    |    |    |    |     |

CAREER STATS

| SEASON | GS | APP | CG | W-L | ERA | SHO | SV | IP | H | R | ER | BB | SO | 2B | 3B | HR | BF | NP-STK | WP | HBP | PO | A | E | FLD% |
|--------|----|-----|----|-----|-----|-----|----|----|---|---|----|----|----|----|----|----|----|--------|----|-----|----|---|---|------|
| 2024   |    |     |    |     |     |     |    |    |   |   |    |    |    |    |    |    |    |        |    |     |    |   |   |      |
| TOTAL  |    |     |    |     |     |     |    |    |   |   |    |    |    |    |    |    |    |        |    |     |    |   |   |      |

HIGHLIGHTS

- Majoring in nursing.
- Named a MW Scholar-Athlete

THE 2025 LOBOS



13 Mya Pacheco

FR • INF • 5-3 • R/R  
Rio Rancho, N.M. (V. Sue Cleveland HS)

SEASON BESTS

|              |   |                      |
|--------------|---|----------------------|
| Hits         | 3 | St. Thomas, 2-14-25  |
| Doubles      |   |                      |
| Triples      |   |                      |
| Home Runs    |   |                      |
| RBI          | 2 | St. Thomas, 2-14-25  |
| Runs         | 1 | Texas State, 2-16-25 |
| Walks        | 1 | Texas State, 2-15-25 |
| Stolen Bases |   |                      |

CAREER BESTS

|              |   |                      |
|--------------|---|----------------------|
| Hits         | 3 | St. Thomas, 2-14-25  |
| Doubles      |   |                      |
| Triples      |   |                      |
| Home Runs    |   |                      |
| RBI          | 2 | St. Thomas, 2-14-25  |
| Runs         | 1 | Texas State, 2-16-25 |
| Walks        | 1 | Texas State, 2-15-25 |
| Stolen Bases |   |                      |

STREAKS

|         | Current | Career Best |
|---------|---------|-------------|
| Hitting |         | 1           |
| On-Base |         | 3           |

MULTI-HIT GAMES

|      | 2 | 3 | 4 | 5+ | TOTAL |
|------|---|---|---|----|-------|
| 2025 |   | 1 |   |    | 1     |

MULTI-RBI GAMES

|      | 2 | 3 | 4 | 5+ | TOTAL |
|------|---|---|---|----|-------|
| 2025 | 1 |   |   |    | 1     |

2025 GAME-BY-GAME

| DATE | OPPONENT           | POS    | AB | R  | H | TB | 2B | 3B | HR | RBI            | BB | HBP | SO | SB-ATT | E     |
|------|--------------------|--------|----|----|---|----|----|----|----|----------------|----|-----|----|--------|-------|
| 2/6  | Texas A&M-CC       |        |    |    |   |    |    |    |    | -Did Not Play- |    |     |    |        |       |
| 2/6  | Sam Houston        |        |    |    |   |    |    |    |    | -Did Not Play- |    |     |    |        |       |
| 2/7  | Houston Christian  |        |    |    |   |    |    |    |    | -Did Not Play- |    |     |    |        |       |
| 2/7  | Houston            |        |    |    |   |    |    |    |    | -Did Not Play- |    |     |    |        |       |
| 2/8  | Houston Christian  |        |    |    |   |    |    |    |    | -Did Not Play- |    |     |    |        |       |
| 2/8  | Houston            |        |    |    |   |    |    |    |    | -Did Not Play- |    |     |    |        |       |
| 2/9  | St. John's         |        |    |    |   |    |    |    |    | -Did Not Play- |    |     |    |        |       |
| 2/14 | Fordham            | 2b     | 0  | 0  | 0 | 0  | 0  | 0  | 0  | 0              | 0  | 0   | 0  | 0-0    | 0     |
| 2/14 | St. Thomas         | *2b    | 4  | 0  | 3 | 3  | 0  | 0  | 0  | 2              | 0  | 0   | 0  | 0-0    | 0     |
| 2/15 | Texas State        | *2b    | 1  | 0  | 0 | 0  | 0  | 0  | 0  | 0              | 1  | 0   | 1  | 0-0    | 0     |
| 2/15 | St. Thomas         | ph/dp  | 2  | 0  | 1 | 1  | 0  | 0  | 0  | 1              | 0  | 0   | 0  | 0-0    | 0     |
| 2/16 | Texas State        | *dp/2b | 4  | 1  | 0 | 0  | 0  | 0  | 0  | 0              | 0  | 0   | 1  | 0-0    | 0     |
| 2/21 | North Dakota       | ph     | 1  | 0  | 0 | 0  | 0  | 0  | 0  | 0              | 0  | 0   | 1  | 0-0    | 0     |
| 2/22 | Texas Southern     |        |    |    |   |    |    |    |    | -Did Not Play- |    |     |    |        |       |
| 2/22 | North Dakota       |        |    |    |   |    |    |    |    | -Did Not Play- |    |     |    |        |       |
| 2/23 | Texas Southern     |        |    |    |   |    |    |    |    | -Did Not Play- |    |     |    |        |       |
| 2/23 | Tarleton State     |        |    |    |   |    |    |    |    | -Did Not Play- |    |     |    |        |       |
| 2/28 | Northwestern State |        |    |    |   |    |    |    |    | -Did Not Play- |    |     |    |        |       |
| 2/28 | Mississippi State  |        |    |    |   |    |    |    |    | -Did Not Play- |    |     |    |        |       |
| 3/1  | Mississippi State  |        |    |    |   |    |    |    |    | -Did Not Play- |    |     |    |        |       |
| 3/1  | Alabama State      |        |    |    |   |    |    |    |    | -Did Not Play- |    |     |    |        |       |
| 3/2  | Alabama State      |        |    |    |   |    |    |    |    | -Did Not Play- |    |     |    |        |       |
| 3/6  | Saint Joseph's     |        |    |    |   |    |    |    |    | -Did Not Play- |    |     |    |        |       |
| 3/7  | San Diego          |        |    |    |   |    |    |    |    | -Did Not Play- |    |     |    |        |       |
| 3/7  | UPenn              |        |    |    |   |    |    |    |    | -Did Not Play- |    |     |    |        |       |
| 3/8  | Saint Joseph's     |        |    |    |   |    |    |    |    | -Did Not Play- |    |     |    |        |       |
| 3/11 | New Mexico State   |        |    |    |   |    |    |    |    | -Did Not Play- |    |     |    |        |       |
| 3/14 | San José State     |        |    |    |   |    |    |    |    | -Did Not Play- |    |     |    |        |       |
| 3/15 | San José State     |        |    |    |   |    |    |    |    | -Did Not Play- |    |     |    |        |       |
| 3/16 | San José State     |        |    |    |   |    |    |    |    | -Did Not Play- |    |     |    |        |       |
| 3/21 | San Diego State    |        |    |    |   |    |    |    |    | -Did Not Play- |    |     |    |        |       |
| 3/22 | San Diego State    |        |    |    |   |    |    |    |    | -Did Not Play- |    |     |    |        |       |
| 3/23 | San Diego State    |        |    |    |   |    |    |    |    | -Did Not Play- |    |     |    |        |       |
| 3/25 | UC San Diego       |        |    |    |   |    |    |    |    | -Did Not Play- |    |     |    |        |       |
| 4/2  | Utah State         |        |    |    |   |    |    |    |    | -Did Not Play- |    |     |    |        |       |
| 4/2  | Utah State         |        |    |    |   |    |    |    |    | -Did Not Play- |    |     |    |        |       |
| 4/5  | Boise State        |        |    |    |   |    |    |    |    | -Did Not Play- |    |     |    |        |       |
| 4/6  | Boise State        |        |    |    |   |    |    |    |    | -Did Not Play- |    |     |    |        |       |
| 4/11 | Colorado State     |        |    |    |   |    |    |    |    | -Did Not Play- |    |     |    |        |       |
| 4/12 | Colorado State     |        |    |    |   |    |    |    |    | -Did Not Play- |    |     |    |        |       |
| 4/13 | Colorado State     |        |    |    |   |    |    |    |    | -Did Not Play- |    |     |    |        |       |
| 4/15 | UTEP               |        |    |    |   |    |    |    |    | -Did Not Play- |    |     |    |        |       |
| 4/17 | at Fresno State    |        |    |    |   |    |    |    |    | -Did Not Play- |    |     |    |        |       |
| 4/18 | at Fresno State    |        |    |    |   |    |    |    |    | -Did Not Play- |    |     |    |        |       |
| 4/19 | at Fresno State    |        |    |    |   |    |    |    |    | -Did Not Play- |    |     |    |        |       |
| 4/22 | UTEP               |        |    |    |   |    |    |    |    | -Did Not Play- |    |     |    |        |       |
| 4/25 | Nevada             |        |    |    |   |    |    |    |    |                |    |     |    |        |       |
| 4/26 | Nevada             |        |    |    |   |    |    |    |    |                |    |     |    |        |       |
| 4/27 | Nevada             |        |    |    |   |    |    |    |    |                |    |     |    |        |       |
| 5/1  | UNLV               |        |    |    |   |    |    |    |    |                |    |     |    |        |       |
| 5/2  | UNLV               |        |    |    |   |    |    |    |    |                |    |     |    |        |       |
| 5/3  | UNLV               |        |    |    |   |    |    |    |    |                |    |     |    |        |       |
|      |                    |        | 3  | 12 | 1 | 4  | 4  | 0  | 0  | 0              | 3  | 1   | 0  | 3      | 0-0 0 |

CAREER STATS

| SEASON | GP | GS | AVG. | AB | R | H | 2B | 3B | HR | RBI | TB | SLG% | BB | SO | HBP | OB%  | SF | SH | SB-SA | PO | A | E | FLD%  |
|--------|----|----|------|----|---|---|----|----|----|-----|----|------|----|----|-----|------|----|----|-------|----|---|---|-------|
| 2025   | 6  | 3  | .333 | 12 | 1 | 4 | 0  | 0  | 0  | 3   | 4  | .333 | 1  | 3  | 0   | .385 | 0  | 0  | 0-0   | 1  | 3 | 0 | 1.000 |
| TOTAL  | 6  | 3  | .333 | 12 | 1 | 4 | 0  | 0  | 0  | 3   | 4  | .333 | 1  | 3  | 0   | .385 | 0  | 0  | 0-0   | 1  | 3 | 0 | 1.000 |

HIGHLIGHTS

- Majoring in electrical engineering
- Named the District 1-5A Offensive Player of the Year in 2022, District 1-5A First Team All-District, 5A Metro First Team and 5A all-state first team in 2022



## THE 2025 LOBOS



16 Brooke Umali

SO • P • 5-3 • L/L

Burlingame, Calif. (Aragon HS)

## SEASON BESTS

|           |     |                                 |
|-----------|-----|---------------------------------|
| IP (high) | 2.0 | 2x, last: Fresno State, 4-18-25 |
| H (low)   | 1   | 3x, last: Fresno State, 4-19-25 |
| R (low)   | 0   | 2x, last: Fresno State, 4-18-25 |
| ER (low)  | 0   | 2x, last: Fresno State, 4-18-25 |
| BB (low)  | 0   | 3x, last: Fresno State, 4-18-25 |
| SO (high) | 1   | 3x, last: Fresno State, 4-19-25 |
| BF (high) | 10  | Boise State, 4-6-25             |
| NP (high) | 33  | Boise State, 4-6-25             |

## CAREER BESTS (MIN. 3.0 IP)

|           |     |                                |
|-----------|-----|--------------------------------|
| IP (high) | 5.0 | San Diego State, 4-3-24        |
| H (low)   | 1   | Boise State, 4-28-24           |
| R (low)   | 1   | 2x, last: Boise State, 4-28-24 |
| ER (low)  | 0   | Boise State, 4-28-24           |
| BB (low)  | 1   | 2x, last: Montana, 3-1-24      |
| SO (high) | 3   | Boise State, 4-28-24           |
| BF (high) | 20  | San Diego State, 4-3-24        |
| NP (high) | 73  | San Diego State, 4-3-24        |

## PITCHING SUPERLATIVES (MIN. 4.0 IP)

|             | Season | Career |
|-------------|--------|--------|
| 5+ K        |        |        |
| 10+ K       |        | 1      |
| 1 R or Less |        |        |
| Shutout     |        |        |

## 2025 GAME-BY-GAME

| DATE | OPPONENT           | W-L | ERA   | CG | IP  | H  | R | ER             | BB | SO | 2B | 3B | HR | BF | HBP |
|------|--------------------|-----|-------|----|-----|----|---|----------------|----|----|----|----|----|----|-----|
| 2/6  | Texas A&M-CC       |     |       |    |     |    |   | -Did Not Play- |    |    |    |    |    |    |     |
| 2/6  | Sam Houston        |     |       |    |     |    |   | -Did Not Play- |    |    |    |    |    |    |     |
| 2/7  | Houston Christian  |     |       |    |     |    |   | -Did Not Play- |    |    |    |    |    |    |     |
| 2/7  | Houston            | 0-0 | 0.00  | 0  | 0.0 | 1  | 0 | 0              | 1  | 0  | 0  | 0  | 0  | 3  | 1   |
| 2/8  | Houston Christian  |     |       |    |     |    |   | -Did Not Play- |    |    |    |    |    |    |     |
| 2/8  | Houston            |     |       |    |     |    |   | -Did Not Play- |    |    |    |    |    |    |     |
| 2/9  | St. John's         |     |       |    |     |    |   | -Did Not Play- |    |    |    |    |    |    |     |
| 2/14 | Fordham            |     |       |    |     |    |   | -Did Not Play- |    |    |    |    |    |    |     |
| 2/14 | St. Thomas         | 0-0 | 0.00  | 0  | 0.0 | 2  | 0 | 0              | 0  | 0  | 1  | 0  | 0  | 2  | 0   |
| 2/15 | Texas State        |     |       |    |     |    |   | -Did Not Play- |    |    |    |    |    |    |     |
| 2/15 | St. Thomas         |     |       |    |     |    |   | -Did Not Play- |    |    |    |    |    |    |     |
| 2/16 | Texas State        |     |       |    |     |    |   | -Did Not Play- |    |    |    |    |    |    |     |
| 2/21 | North Dakota       |     |       |    |     |    |   | -Did Not Play- |    |    |    |    |    |    |     |
| 2/22 | Texas Southern     |     |       |    |     |    |   | -Did Not Play- |    |    |    |    |    |    |     |
| 2/22 | North Dakota       |     |       |    |     |    |   | -Did Not Play- |    |    |    |    |    |    |     |
| 2/23 | Texas Southern     | 0-0 | 0.00  | 0  | 0.1 | 3  | 0 | 0              | 0  | 0  | 0  | 0  | 0  | 4  | 0   |
| 2/23 | Tarleton State     |     |       |    |     |    |   | -Did Not Play- |    |    |    |    |    |    |     |
| 2/28 | Northwestern State |     |       |    |     |    |   | -Did Not Play- |    |    |    |    |    |    |     |
| 2/28 | Mississippi State  |     |       |    |     |    |   | -Did Not Play- |    |    |    |    |    |    |     |
| 3/1  | Mississippi State  |     |       |    |     |    |   | -Did Not Play- |    |    |    |    |    |    |     |
| 3/1  | Alabama State      |     |       |    |     |    |   | -Did Not Play- |    |    |    |    |    |    |     |
| 3/2  | Alabama State      |     |       |    |     |    |   | -Did Not Play- |    |    |    |    |    |    |     |
| 3/6  | Saint Joseph's     |     |       |    |     |    |   | -Did Not Play- |    |    |    |    |    |    |     |
| 3/7  | San Diego          |     |       |    |     |    |   | -Did Not Play- |    |    |    |    |    |    |     |
| 3/7  | UPenn              |     |       |    |     |    |   | -Did Not Play- |    |    |    |    |    |    |     |
| 3/8  | Saint Joseph's     |     |       |    |     |    |   | -Did Not Play- |    |    |    |    |    |    |     |
| 3/11 | New Mexico State   |     |       |    |     |    |   | -Did Not Play- |    |    |    |    |    |    |     |
| 3/14 | San José State     | 0-0 | 10.50 | 0  | 0.2 | 1  | 1 | 1              | 2  | 0  | 0  | 0  | 0  | 6  | 1   |
| 3/15 | San José State     |     |       |    |     |    |   | -Did Not Play- |    |    |    |    |    |    |     |
| 3/16 | San José State     |     |       |    |     |    |   | -Did Not Play- |    |    |    |    |    |    |     |
| 3/21 | San Diego State    |     |       |    |     |    |   | -Did Not Play- |    |    |    |    |    |    |     |
| 3/22 | San Diego State    |     |       |    |     |    |   | -Did Not Play- |    |    |    |    |    |    |     |
| 3/23 | San Diego State    |     |       |    |     |    |   | -Did Not Play- |    |    |    |    |    |    |     |
| 3/25 | UC San Diego       |     |       |    |     |    |   | -Did Not Play- |    |    |    |    |    |    |     |
| 4/2  | Utah State         |     |       |    |     |    |   | -Did Not Play- |    |    |    |    |    |    |     |
| 4/2  | Utah State         |     |       |    |     |    |   | -Did Not Play- |    |    |    |    |    |    |     |
| 4/5  | Boise State        |     |       |    |     |    |   | -Did Not Play- |    |    |    |    |    |    |     |
| 4/6  | Boise State        | 0-1 | 7.00  | 0  | 2.0 | 3  | 3 | 2              | 0  | 1  | 1  | 1  | 0  | 10 | 0   |
| 4/11 | Colorado State     |     |       |    |     |    |   | -Did Not Play- |    |    |    |    |    |    |     |
| 4/12 | Colorado State     |     |       |    |     |    |   | -Did Not Play- |    |    |    |    |    |    |     |
| 4/13 | Colorado State     |     |       |    |     |    |   | -Did Not Play- |    |    |    |    |    |    |     |
| 4/15 | UTEP               |     |       |    |     |    |   | -Did Not Play- |    |    |    |    |    |    |     |
| 4/17 | at Fresno State    |     |       |    |     |    |   | -Did Not Play- |    |    |    |    |    |    |     |
| 4/18 | at Fresno State    | 0-0 | 0.00  | 0  | 2.0 | 1  | 0 | 0              | 0  | 1  | 0  | 0  | 0  | 7  | 0   |
| 4/19 | at Fresno State    | 0-0 | 14.00 | 0  | 1.0 | 1  | 2 | 2              | 1  | 1  | 1  | 0  | 0  | 5  | 0   |
| 4/22 | UTEP               |     |       |    |     |    |   | -Did Not Play- |    |    |    |    |    |    |     |
| 4/25 | Nevada             |     |       |    |     |    |   |                |    |    |    |    |    |    |     |
| 4/26 | Nevada             |     |       |    |     |    |   |                |    |    |    |    |    |    |     |
| 4/27 | Nevada             |     |       |    |     |    |   |                |    |    |    |    |    |    |     |
| 5/1  | UNLV               |     |       |    |     |    |   |                |    |    |    |    |    |    |     |
| 5/2  | UNLV               |     |       |    |     |    |   |                |    |    |    |    |    |    |     |
| 5/3  | UNLV               |     |       |    |     |    |   |                |    |    |    |    |    |    |     |
|      |                    | 0-1 | 5.83  | 0  | 6.0 | 12 | 6 | 5              | 4  | 3  | 3  | 1  | 0  | 37 | 2   |

## CAREER STATS

| SEASON | GS | APP | CG | W-L | ERA  | SHO | SV | IP   | H  | R  | ER | BB | SO | 2B | 3B | HR | BF  | NP-STK  | WP | HBP | PO | A | E | FLD%  |
|--------|----|-----|----|-----|------|-----|----|------|----|----|----|----|----|----|----|----|-----|---------|----|-----|----|---|---|-------|
| 2024   | 4  | 19  | 0  | 0-0 | 6.28 | 0   | 0  | 29.0 | 37 | 29 | 26 | 13 | 14 | 5  | 3  | 10 | 137 | 523-304 | 1  | 1   | 1  | 7 | 0 | 1.000 |
| 2025   | 1  | 7   | 0  | 0-1 | 5.83 | 0   | 0  | 6.0  | 12 | 6  | 5  | 4  | 3  | 3  | 1  | 0  | 37  | 137-75  | 2  | 2   | 0  | 1 | 0 | 1.000 |
| TOTAL  | 5  | 26  | 0  | 0-1 | 6.20 | 0   | 0  | 35.0 | 49 | 35 | 31 | 17 | 17 | 8  | 4  | 10 | 174 | 660-379 | 3  | 3   | 1  | 8 | 0 | 1.000 |

## HIGHLIGHTS

- First collegiate start was against Montana last season
- 7 games with a strikeout, 6 games with multiple strikeouts last season
- Pitched a scoreless 2.2 innings against UConn on March 8, not allowing a hit or walk and striking out 2
- Majoring in business administration
- Played for Warrior Academy
- Wore 16 since she started playing softball at age 7

THE 2025 LOBOS



18 Grace Rana

JR • C • 5-6 • R/R

Queen Creek, Ariz. (Queen Creek HS)

SEASON BESTS

|              |   |                              |
|--------------|---|------------------------------|
| Hits         | 1 | 2x, last: UTEP, 4-22-25      |
| Doubles      |   |                              |
| Triples      |   |                              |
| Home Runs    |   |                              |
| RBI          | 1 | Northwestern State, 2-28-25  |
| Runs         | 1 | 7x, last: Utah State, 4-2-25 |
| Walks        |   |                              |
| Stolen Bases |   |                              |

CAREER BESTS

|              |   |                               |
|--------------|---|-------------------------------|
| Hits         | 1 | 3x, last: UTEP, 4-22-25       |
| Doubles      |   |                               |
| Triples      |   |                               |
| Home Runs    |   |                               |
| RBI          | 1 | 2x, last: NW State, 2-28-25   |
| Runs         | 1 | 14x, last: Utah State, 4-2-25 |
| Walks        | 1 | Marist, 2-18-24               |
| Stolen Bases | 1 | Oregon State, 2-11-23         |

STREAKS

|         | Current | Career Best |
|---------|---------|-------------|
| Hitting | 1       | 1           |
| On-Base | 1       | 2           |

MULTI-HIT GAMES

|      | 2 | 3 | 4 | 5+ | TOTAL |
|------|---|---|---|----|-------|
| 2023 | - | - | - | -  | 0     |
| 2024 | - | - | - | -  | 0     |
| 2025 |   |   |   |    |       |

MULTI-RBI GAMES

|      | 2 | 3 | 4 | 5+ | TOTAL |
|------|---|---|---|----|-------|
| 2023 | - | - | - | -  | 0     |
| 2024 | - | - | - | -  | 0     |
| 2025 |   |   |   |    |       |

2025 GAME-BY-GAME

| DATE | OPPONENT           | POS  | AB   | R  | H | TB | 2B | 3B | HR | RBI            | BB | HBP | SO | SB-ATT | E   |   |
|------|--------------------|------|------|----|---|----|----|----|----|----------------|----|-----|----|--------|-----|---|
| 2/6  | Texas A&M-CC       |      |      |    |   |    |    |    |    | -Did Not Play- |    |     |    |        |     |   |
| 2/6  | Sam Houston        |      |      |    |   |    |    |    |    | -Did Not Play- |    |     |    |        |     |   |
| 2/7  | Houston Christian  |      |      |    |   |    |    |    |    | -Did Not Play- |    |     |    |        |     |   |
| 2/7  | Houston            |      |      |    |   |    |    |    |    | -Did Not Play- |    |     |    |        |     |   |
| 2/8  | Houston Christian  | ph   | 1    | 0  | 0 | 0  | 0  | 0  | 0  | 0              | 0  | 0   | 0  | 0-0    | 0   |   |
| 2/8  | Houston            |      |      |    |   |    |    |    |    | -Did Not Play- |    |     |    |        |     |   |
| 2/9  | St. John's         |      |      |    |   |    |    |    |    | -Did Not Play- |    |     |    |        |     |   |
| 2/14 | Fordham            |      |      |    |   |    |    |    |    | -Did Not Play- |    |     |    |        |     |   |
| 2/14 | St. Thomas         | ph   | 1    | 0  | 0 | 0  | 0  | 0  | 0  | 0              | 0  | 0   | 0  | 0-0    | 0   |   |
| 2/15 | Texas State        |      |      |    |   |    |    |    |    | -Did Not Play- |    |     |    |        |     |   |
| 2/15 | St. Thomas         |      |      |    |   |    |    |    |    | -Did Not Play- |    |     |    |        |     |   |
| 2/16 | Texas State        |      |      |    |   |    |    |    |    | -Did Not Play- |    |     |    |        |     |   |
| 2/21 | North Dakota       |      |      |    |   |    |    |    |    | -Did Not Play- |    |     |    |        |     |   |
| 2/22 | Texas Southern     | c    | 0    | 0  | 0 | 0  | 0  | 0  | 0  | 0              | 0  | 0   | 0  | 0-0    | 0   |   |
| 2/22 | North Dakota       |      |      |    |   |    |    |    |    | -Did Not Play- |    |     |    |        |     |   |
| 2/23 | Texas Southern     |      |      |    |   |    |    |    |    | -Did Not Play- |    |     |    |        |     |   |
| 2/23 | Tarleton State     |      |      |    |   |    |    |    |    | -Did Not Play- |    |     |    |        |     |   |
| 2/28 | Northwestern State | ph/c | 0    | 0  | 0 | 0  | 0  | 0  | 0  | 1              | 0  | 0   | 0  | 0-0    | 0   |   |
| 2/28 | Mississippi State  |      |      |    |   |    |    |    |    | -Did Not Play- |    |     |    |        |     |   |
| 3/1  | Mississippi State  |      |      |    |   |    |    |    |    | -Did Not Play- |    |     |    |        |     |   |
| 3/1  | Alabama State      | pr/c | 0    | 0  | 0 | 0  | 0  | 0  | 0  | 0              | 0  | 0   | 0  | 0-0    | 0   |   |
| 3/2  | Alabama State      | pr/c | 0    | 1  | 0 | 0  | 0  | 0  | 0  | 0              | 0  | 0   | 0  | 0-0    | 0   |   |
| 3/6  | Saint Joseph's     | pr/c | 2    | 1  | 1 | 1  | 0  | 0  | 0  | 0              | 0  | 0   | 0  | 0-0    | 0   |   |
| 3/7  | San Diego          | pr/c | 1    | 1  | 0 | 0  | 0  | 0  | 0  | 0              | 0  | 0   | 0  | 0-0    | 0   |   |
| 3/7  | UPenn              |      |      |    |   |    |    |    |    | -Did Not Play- |    |     |    |        |     |   |
| 3/8  | Saint Joseph's     | pr/c | 0    | 1  | 0 | 0  | 0  | 0  | 0  | 0              | 0  | 0   | 0  | 0-0    | 0   |   |
| 3/11 | New Mexico State   |      |      |    |   |    |    |    |    | -Did Not Play- |    |     |    |        |     |   |
| 3/14 | San José State     | pr/c | 0    | 1  | 0 | 0  | 0  | 0  | 0  | 0              | 0  | 0   | 0  | 0-0    | 0   |   |
| 3/15 | San José State     |      |      |    |   |    |    |    |    | -Did Not Play- |    |     |    |        |     |   |
| 3/16 | San José State     | pr/c | 0    | 1  | 0 | 0  | 0  | 0  | 0  | 0              | 0  | 0   | 0  | 0-0    | 0   |   |
| 3/21 | San Diego State    |      |      |    |   |    |    |    |    | -Did Not Play- |    |     |    |        |     |   |
| 3/22 | San Diego State    | pr/c | 0    | 0  | 0 | 0  | 0  | 0  | 0  | 0              | 0  | 0   | 0  | 0-0    | 0   |   |
| 3/23 | San Diego State    | c    | 0    | 0  | 0 | 0  | 0  | 0  | 0  | 0              | 0  | 0   | 0  | 0-0    | 0   |   |
| 3/25 | UC San Diego       | pr/c | 0    | 0  | 0 | 0  | 0  | 0  | 0  | 0              | 0  | 0   | 0  | 0-0    | 0   |   |
| 4/2  | Utah State         | pr/c | 0    | 1  | 0 | 0  | 0  | 0  | 0  | 0              | 0  | 0   | 0  | 0-0    | 0   |   |
| 4/2  | Utah State         | pr/c | 0    | 0  | 0 | 0  | 0  | 0  | 0  | 0              | 0  | 0   | 0  | 0-0    | 0   |   |
| 4/5  | Boise State        | pr   | 0    | 0  | 0 | 0  | 0  | 0  | 0  | 0              | 0  | 0   | 0  | 0-0    | 0   |   |
| 4/6  | Boise State        | pr/c | 0    | 0  | 0 | 0  | 0  | 0  | 0  | 0              | 0  | 0   | 0  | 0-0    | 0   |   |
| 4/11 | Colorado State     | c    | 2    | 0  | 0 | 0  | 0  | 0  | 0  | 0              | 0  | 0   | 0  | 0-0    | 0   |   |
| 4/12 | Colorado State     | c    | 1    | 0  | 0 | 0  | 0  | 0  | 0  | 0              | 0  | 0   | 0  | 0-0    | 0   |   |
| 4/13 | Colorado State     | pr/c | 1    | 0  | 0 | 0  | 0  | 0  | 0  | 0              | 0  | 0   | 0  | 0-0    | 0   |   |
| 4/15 | UTEP               | pr/c | 1    | 0  | 0 | 0  | 0  | 0  | 0  | 0              | 0  | 0   | 0  | 0-0    | 0   |   |
| 4/17 | at Fresno State    | pr/c | 1    | 0  | 0 | 0  | 0  | 0  | 0  | 0              | 0  | 0   | 0  | 0-0    | 0   |   |
| 4/18 | at Fresno State    | pr/c | 1    | 0  | 0 | 0  | 0  | 0  | 0  | 0              | 0  | 0   | 0  | 0-0    | 0   |   |
| 4/19 | at Fresno State    |      |      |    |   |    |    |    |    | -Did Not Play- |    |     |    |        |     |   |
| 4/22 | UTEP               | pr/c | 2    | 0  | 1 | 1  | 0  | 0  | 0  | 0              | 0  | 0   | 1  | 0-0    | 0   |   |
| 4/25 | Nevada             |      |      |    |   |    |    |    |    |                |    |     |    |        |     |   |
| 4/26 | Nevada             |      |      |    |   |    |    |    |    |                |    |     |    |        |     |   |
| 4/27 | Nevada             |      |      |    |   |    |    |    |    |                |    |     |    |        |     |   |
| 5/1  | UNLV               |      |      |    |   |    |    |    |    |                |    |     |    |        |     |   |
| 5/2  | UNLV               |      |      |    |   |    |    |    |    |                |    |     |    |        |     |   |
| 5/3  | UNLV               |      |      |    |   |    |    |    |    |                |    |     |    |        |     |   |
|      |                    |      | 25-0 | 10 | 7 | 2  | 2  | 0  | 0  | 0              | 1  | 0   | 0  | 1      | 0-0 | 0 |

CAREER STATS

| SEASON | GP | GS | AVG. | AB | R  | H | 2B | 3B | HR | RBI | TB | SLG% | BB | SO | HBP | OB%  | SF | SH | SB-SA | PO | A | E | FLD%  |
|--------|----|----|------|----|----|---|----|----|----|-----|----|------|----|----|-----|------|----|----|-------|----|---|---|-------|
| 2023   | 20 | 0  | .000 | 1  | 6  | 0 | 0  | 0  | 0  | 0   | 0  | .000 | 0  | 0  | 0   | .000 | 0  | 0  | 1-1   | 0  | 0 | 0 | .000  |
| 2024   | 12 | 6  | .100 | 10 | 1  | 1 | 0  | 0  | 0  | 1   | 1  | .100 | 1  | 2  | 1   | .250 | 0  | 1  | 0-0   | 16 | 0 | 2 | .889  |
| 2025   | 25 | 0  | .200 | 10 | 7  | 2 | 0  | 0  | 0  | 1   | 2  | .200 | 0  | 1  | 0   | .182 | 1  | 0  | 0-0   | 27 | 2 | 0 | 1.000 |
| TOTAL  | 57 | 6  | .143 | 21 | 14 | 3 | 0  | 0  | 0  | 2   | 3  | .143 | 1  | 3  | 1   | .208 | 1  | 1  | 1-1   | 43 | 2 | 2 | .957  |

HIGHLIGHTS

- Member of the Leadership Council
- Psychology major
- Started 5 games at catcher, 1 as DP last season
- First career hit came against ACU on Feb. 18, 2024
- Appeared in 20 games, primarily as a pinch runner as a freshman
- Made first career start and recorded first career hit and RBI against Marist on Feb. 16
- At-bat freshman season came against Boise State on April 7, 2023
- Named to the All-Region Second Team in 2019
- Played for the AZ Hotshots- Delsante

# THE 2025 LOBOS



**20 Emma Bramson**

SR • INF • 5-7 • R/R

Valencia, Calif. (Valencia HS)

## SEASON BESTS

|              |   |                                   |
|--------------|---|-----------------------------------|
| Hits         | 2 | 2x, last: Fresno St., 4-17-25     |
| Doubles      | 1 | 3x, last: Boise State, 4-6-25     |
| Triples      |   |                                   |
| Home Runs    |   |                                   |
| RBI          | 1 | 5x, last: Fresno St., 4-18-25     |
| Runs         | 1 | 11x, last: Fresno St., 4-19-25    |
| Walks        | 1 | 8x, last: San José State, 3-16-25 |
| Stolen Bases | 1 | North Dakota, 2-21-25             |

## CAREER BESTS

|              |   |                               |
|--------------|---|-------------------------------|
| Hits         | 4 | Utah State, 3-19-23           |
| Doubles      | 2 | Utah State, 3-19-23           |
| Triples      | 1 | McNeese, 2-9-24               |
| Home Runs    | 2 | UC Santa Barbara, 3-3-22      |
| RBI          | 5 | UC Santa Barbara, 3-3-22      |
| Runs         | 4 | Utah State, 3-19-23           |
| Walks        | 3 | 2x, last: Utah State, 3-17-23 |
| Stolen Bases | 2 | Marist, 2-16-24               |

## STREAKS

|         | Current | Career Best |
|---------|---------|-------------|
| Hitting |         | 8           |
| On-Base |         | 8           |

## MULTI-HIT GAMES

|      | 2 | 3 | 4 | 5+ | TOTAL |
|------|---|---|---|----|-------|
| 2022 | 9 | 1 | - | -  | 10    |
| 2023 | 5 | 1 | 1 | -  | 7     |
| 2024 | 4 | - | - | -  | 4     |
| 2025 | 2 |   |   |    | 2     |

## MULTI-RBI GAMES

|      | 2 | 3 | 4 | 5+ | TOTAL |
|------|---|---|---|----|-------|
| 2022 | 3 | - | - | 1  | 4     |
| 2023 | 1 | - | - | -  | 1     |
| 2024 | 2 | - | - | -  | 2     |
| 2025 |   |   |   |    |       |

## 2025 GAME-BY-GAME

| DATE | OPPONENT           | POS    | AB    | R  | H  | TB | 2B | 3B | HR | RBI | BB | HBP | SO | SB-ATT | E   |   |
|------|--------------------|--------|-------|----|----|----|----|----|----|-----|----|-----|----|--------|-----|---|
| 2/6  | Texas A&M-CC       | *ss    | 2     | 1  | 1  | 1  | 0  | 0  | 0  | 0   | 1  | 0   | 0  | 0-0    | 1   |   |
| 2/6  | Sam Houston        | *ss    | 2     | 0  | 0  | 0  | 0  | 0  | 0  | 0   | 1  | 0   | 0  | 0-0    | 0   |   |
| 2/7  | Houston Christian  | *ss    | 3     | 0  | 0  | 0  | 0  | 0  | 0  | 0   | 0  | 0   | 0  | 0-0    | 0   |   |
| 2/7  | Houston            | *ss    | 2     | 1  | 0  | 0  | 0  | 0  | 0  | 0   | 0  | 0   | 0  | 0-0    | 1   |   |
| 2/8  | Houston Christian  | *ss    | 1     | 0  | 0  | 0  | 0  | 0  | 0  | 0   | 0  | 0   | 0  | 0-0    | 0   |   |
| 2/8  | Houston            | *ss    | 4     | 0  | 0  | 0  | 0  | 0  | 0  | 0   | 0  | 0   | 0  | 0-0    | 0   |   |
| 2/9  | St. John's         | *3b    | 0     | 0  | 0  | 0  | 0  | 0  | 0  | 0   | 0  | 0   | 0  | 0-0    | 1   |   |
| 2/14 | Fordham            | *ss    | 2     | 0  | 0  | 0  | 0  | 0  | 0  | 0   | 1  | 0   | 0  | 0-0    | 0   |   |
| 2/14 | St. Thomas         | *1b    | 3     | 0  | 0  | 0  | 0  | 0  | 0  | 0   | 0  | 0   | 2  | 0-0    | 0   |   |
| 2/15 | Texas State        | *3b    | 3     | 0  | 0  | 0  | 0  | 0  | 0  | 0   | 0  | 0   | 0  | 0-0    | 0   |   |
| 2/15 | St. Thomas         | *1b    | 2     | 0  | 0  | 0  | 0  | 0  | 0  | 1   | 0  | 1   | 0  | 0-0    | 0   |   |
| 2/16 | Texas State        | *3b    | 3     | 0  | 0  | 0  | 0  | 0  | 0  | 0   | 0  | 0   | 0  | 0-0    | 0   |   |
| 2/21 | North Dakota       | pr/lb  | 1     | 1  | 0  | 0  | 0  | 0  | 0  | 0   | 0  | 0   | 0  | 1-1    | 0   |   |
| 2/22 | Texas Southern     | pr/lb  | 1     | 0  | 0  | 0  | 0  | 0  | 0  | 0   | 0  | 0   | 0  | 0-0    | 0   |   |
| 2/22 | North Dakota       | pr/3b  | 1     | 1  | 0  | 0  | 0  | 0  | 0  | 0   | 0  | 0   | 0  | 0-0    | 0   |   |
| 2/23 | Texas Southern     | pr/lb  | 1     | 0  | 0  | 0  | 0  | 0  | 0  | 0   | 0  | 0   | 0  | 0-0    | 0   |   |
| 2/23 | Tarleton State     | pr/lb  | 1     | 0  | 0  | 0  | 0  | 0  | 0  | 0   | 0  | 0   | 0  | 0-0    | 0   |   |
| 2/28 | Northwestern State | pr/lb  | 1     | 1  | 0  | 0  | 0  | 0  | 0  | 0   | 0  | 0   | 0  | 0-0    | 0   |   |
| 2/28 | Mississippi State  | *3b    | 1     | 0  | 0  | 0  | 0  | 0  | 0  | 0   | 1  | 0   | 0  | 0-0    | 0   |   |
| 3/1  | Mississippi State  | *3b    | 3     | 1  | 2  | 2  | 0  | 0  | 0  | 0   | 0  | 0   | 1  | 0-0    | 0   |   |
| 3/1  | Alabama State      | *2b/3b | 1     | 0  | 0  | 0  | 0  | 0  | 0  | 0   | 0  | 1   | 0  | 0-0    | 0   |   |
| 3/2  | Alabama State      | *2b    | 3     | 1  | 1  | 1  | 0  | 0  | 0  | 1   | 0  | 0   | 0  | 0-0    | 0   |   |
| 3/6  | Saint Joseph's     | *3b    | 3     | 0  | 1  | 2  | 1  | 0  | 0  | 0   | 0  | 0   | 0  | 0-0    | 0   |   |
| 3/7  | San Diego          | *3b    | 2     | 0  | 0  | 0  | 0  | 0  | 0  | 0   | 0  | 0   | 0  | 0-0    | 0   |   |
| 3/7  | UPenn              | *3b    | 2     | 0  | 0  | 0  | 0  | 0  | 0  | 0   | 1  | 0   | 0  | 0-0    | 0   |   |
| 3/8  | Saint Joseph's     | *3b    | 2     | 1  | 0  | 0  | 0  | 0  | 0  | 0   | 0  | 0   | 1  | 0-0    | 0   |   |
| 3/11 | New Mexico State   | *3b    | 2     | 0  | 0  | 0  | 0  | 0  | 0  | 0   | 0  | 0   | 1  | 0-0    | 0   |   |
| 3/14 | San José State     | *3b    | 1     | 0  | 0  | 0  | 0  | 0  | 0  | 0   | 1  | 0   | 0  | 0-0    | 0   |   |
| 3/15 | San José State     | *2b    | 2     | 0  | 1  | 2  | 1  | 0  | 0  | 0   | 1  | 0   | 0  | 0-0    | 0   |   |
| 3/16 | San José State     | *2b    | 1     | 1  | 0  | 0  | 0  | 0  | 0  | 0   | 1  | 0   | 0  | 0-0    | 1   |   |
| 3/21 | San Diego State    | *2b    | 2     | 0  | 1  | 1  | 0  | 0  | 0  | 0   | 0  | 0   | 0  | 0-0    | 0   |   |
| 3/22 | San Diego State    | *2b    | 3     | 0  | 0  | 0  | 0  | 0  | 0  | 0   | 0  | 0   | 0  | 0-0    | 0   |   |
| 3/23 | San Diego State    | *2b    | 2     | 0  | 1  | 1  | 0  | 0  | 0  | 0   | 0  | 0   | 0  | 0-0    | 0   |   |
| 3/25 | UC San Diego       | *ss/2b | 4     | 0  | 1  | 1  | 0  | 0  | 0  | 1   | 0  | 0   | 0  | 0-0    | 0   |   |
| 4/2  | Utah State         | *2b    | 4     | 0  | 0  | 0  | 0  | 0  | 0  | 0   | 0  | 0   | 0  | 0-0    | 0   |   |
| 4/2  | Utah State         | *2b/ss | 2     | 0  | 1  | 1  | 0  | 0  | 0  | 0   | 0  | 0   | 0  | 0-0    | 0   |   |
| 4/5  | Boise State        | *2b    | 3     | 1  | 1  | 1  | 0  | 0  | 0  | 0   | 0  | 0   | 1  | 0-0    | 0   |   |
| 4/6  | Boise State        | *2b    | 3     | 0  | 1  | 2  | 1  | 0  | 0  | 0   | 0  | 0   | 0  | 0-0    | 0   |   |
| 4/11 | Colorado State     | *2b/ss | 3     | 0  | 0  | 0  | 0  | 0  | 0  | 0   | 0  | 0   | 0  | 0-0    | 0   |   |
| 4/12 | Colorado State     | *ss/2b | 1     | 0  | 0  | 0  | 0  | 0  | 0  | 0   | 0  | 0   | 0  | 0-0    | 0   |   |
| 4/13 | Colorado State     | *ss/2b | 2     | 0  | 1  | 1  | 0  | 0  | 0  | 0   | 0  | 0   | 0  | 0-0    | 0   |   |
| 4/15 | UTEP               | *2b    | 2     | 0  | 0  | 0  | 0  | 0  | 0  | 0   | 0  | 0   | 0  | 0-0    | 0   |   |
| 4/17 | at Fresno State    | *2b    | 3     | 0  | 2  | 2  | 0  | 0  | 0  | 1   | 0  | 0   | 0  | 0-0    | 1   |   |
| 4/18 | at Fresno State    | *ss    | 3     | 0  | 0  | 0  | 0  | 0  | 0  | 1   | 0  | 0   | 0  | 0-0    | 0   |   |
| 4/19 | at Fresno State    | *ss/2b | 3     | 1  | 1  | 1  | 0  | 0  | 0  | 0   | 0  | 0   | 0  | 0-0    | 0   |   |
| 4/22 | UTEP               | *ss    | 3     | 0  | 0  | 0  | 0  | 0  | 0  | 0   | 0  | 0   | 0  | 0-0    | 0   |   |
| 4/25 | Nevada             |        |       |    |    |    |    |    |    |     |    |     |    |        |     |   |
| 4/26 | Nevada             |        |       |    |    |    |    |    |    |     |    |     |    |        |     |   |
| 4/27 | Nevada             |        |       |    |    |    |    |    |    |     |    |     |    |        |     |   |
| 5/1  | UNLV               |        |       |    |    |    |    |    |    |     |    |     |    |        |     |   |
| 5/2  | UNLV               |        |       |    |    |    |    |    |    |     |    |     |    |        |     |   |
| 5/3  | UNLV               |        |       |    |    |    |    |    |    |     |    |     |    |        |     |   |
|      |                    |        | 46-39 | 96 | 11 | 16 | 19 | 3  | 0  | 0   | 5  | 8   | 2  | 6      | 1-1 | 5 |

## CAREER STATS

| SEASON | GP  | GS  | AVG. | AB  | R  | H   | 2B | 3B | HR | RBI | TB  | SLG% | BB | SO | HBP | OB%  | SF | SH | SB-SA | PO  | A   | E  | FLD% |
|--------|-----|-----|------|-----|----|-----|----|----|----|-----|-----|------|----|----|-----|------|----|----|-------|-----|-----|----|------|
| 2022   | 46  | 46  | .245 | 139 | 24 | 34  | 4  | 0  | 6  | 23  | 56  | .403 | 11 | 20 | 1   | .301 | 2  | 1  | 0-0   | 45  | 69  | 9  | .926 |
| 2023   | 44  | 44  | .314 | 121 | 18 | 38  | 5  | 0  | 1  | 11  | 46  | .380 | 8  | 16 | 2   | .361 | 2  | 2  | 2-2   | 41  | 67  | 9  | .923 |
| 2024   | 54  | 54  | .219 | 151 | 16 | 33  | 2  | 1  | 0  | 11  | 37  | .245 | 5  | 11 | 4   | .258 | 3  | 4  | 6-6   | 265 | 7   | 5  | .982 |
| 2025   | 46  | 39  | .167 | 96  | 11 | 16  | 3  | 0  | 0  | 5   | 19  | .198 | 8  | 6  | 2   | .243 | 1  | 4  | 1-1   | 79  | 54  | 5  | .964 |
| TOTAL  | 190 | 183 | .239 | 507 | 69 | 121 | 14 | 1  | 7  | 50  | 158 | .312 | 32 | 53 | 9   | .291 | 8  | 11 | 9-9   | 430 | 197 | 28 | .957 |

## HIGHLIGHTS

- Member of the Leadership Council
- Named MW Freshman of the Week on Feb. 22, 2022
- Has played 6 different positions during her career: 78 starts at third, 41 games at first, 34 at shortstop, eight as the DP, 19 at second and 3 in right field
- Has started 14 at second, 13 at shortstop, 10 games at third, two at first this season
- Started 39 games at first, 4 at third, 3 in right and 8 as the DP last season
- Started in 44 games, 39 games at third and 5 games at second as a sophomore
- Played 25 games at third base and 21 games at shortstop as a freshman
- Career-high 9 total bases against UC Santa Barbara on March 3, 2022
- Had a 7 game streak of reaching base (Feb. 9 to Feb. 16) and a 6-game hitting streak (Feb. 9 to Feb. 14) last season
- Majoring in sociology with a psychology minor



THE 2025 LOBOS



21 Taylor Morgan

JR • OF • 5-6 • R/R  
Gallup, N.M. (Trinidad State College)

SEASON BESTS

Hits  
Doubles  
Triples  
Home Runs  
RBI  
Runs  
Walks  
Stolen Bases

CAREER BESTS

Hits  
Doubles  
Triples  
Home Runs  
RBI  
Runs  
Walks  
Stolen Bases

STREAKS

Current Career Best  
Hitting  
On-Base

MULTI-HIT GAMES

|      | 2 | 3 | 4 | 5+ | TOTAL |
|------|---|---|---|----|-------|
| 2024 | - | - | - | -  | -     |
| 2025 | - | - | - | -  | -     |

MULTI-RBI GAMES

|      | 2 | 3 | 4 | 5+ | TOTAL |
|------|---|---|---|----|-------|
| 2024 | - | - | - | -  | -     |
| 2025 | - | - | - | -  | -     |

2025 GAME-BY-GAME

| DATE | OPPONENT           | POS | AB | R | H | TB | 2B | 3B | HR | RBI            | BB | HBP | SO | SB-ATT | E |
|------|--------------------|-----|----|---|---|----|----|----|----|----------------|----|-----|----|--------|---|
| 2/6  | Texas A&M-CC       |     |    |   |   |    |    |    |    | -Did Not Play- |    |     |    |        |   |
| 2/6  | Sam Houston        |     |    |   |   |    |    |    |    | -Did Not Play- |    |     |    |        |   |
| 2/7  | Houston Christian  |     |    |   |   |    |    |    |    | -Did Not Play- |    |     |    |        |   |
| 2/7  | Houston            |     |    |   |   |    |    |    |    | -Did Not Play- |    |     |    |        |   |
| 2/8  | Houston Christian  |     |    |   |   |    |    |    |    | -Did Not Play- |    |     |    |        |   |
| 2/8  | Houston            |     |    |   |   |    |    |    |    | -Did Not Play- |    |     |    |        |   |
| 2/9  | St. John's         |     |    |   |   |    |    |    |    | -Did Not Play- |    |     |    |        |   |
| 2/14 | Fordham            |     |    |   |   |    |    |    |    | -Did Not Play- |    |     |    |        |   |
| 2/14 | St. Thomas         |     |    |   |   |    |    |    |    | -Did Not Play- |    |     |    |        |   |
| 2/15 | Texas State        |     |    |   |   |    |    |    |    | -Did Not Play- |    |     |    |        |   |
| 2/15 | St. Thomas         |     |    |   |   |    |    |    |    | -Did Not Play- |    |     |    |        |   |
| 2/16 | Texas State        |     |    |   |   |    |    |    |    | -Did Not Play- |    |     |    |        |   |
| 2/21 | North Dakota       |     |    |   |   |    |    |    |    | -Did Not Play- |    |     |    |        |   |
| 2/22 | Texas Southern     |     |    |   |   |    |    |    |    | -Did Not Play- |    |     |    |        |   |
| 2/22 | North Dakota       |     |    |   |   |    |    |    |    | -Did Not Play- |    |     |    |        |   |
| 2/23 | Texas Southern     |     |    |   |   |    |    |    |    | -Did Not Play- |    |     |    |        |   |
| 2/23 | Tarleton State     |     |    |   |   |    |    |    |    | -Did Not Play- |    |     |    |        |   |
| 2/28 | Northwestern State |     |    |   |   |    |    |    |    | -Did Not Play- |    |     |    |        |   |
| 2/28 | Mississippi State  |     |    |   |   |    |    |    |    | -Did Not Play- |    |     |    |        |   |
| 3/1  | Mississippi State  |     |    |   |   |    |    |    |    | -Did Not Play- |    |     |    |        |   |
| 3/1  | Alabama State      |     |    |   |   |    |    |    |    | -Did Not Play- |    |     |    |        |   |
| 3/2  | Alabama State      |     |    |   |   |    |    |    |    | -Did Not Play- |    |     |    |        |   |
| 3/6  | Saint Joseph's     |     |    |   |   |    |    |    |    | -Did Not Play- |    |     |    |        |   |
| 3/7  | San Diego          |     |    |   |   |    |    |    |    | -Did Not Play- |    |     |    |        |   |
| 3/7  | UPenn              |     |    |   |   |    |    |    |    | -Did Not Play- |    |     |    |        |   |
| 3/8  | Saint Joseph's     |     |    |   |   |    |    |    |    | -Did Not Play- |    |     |    |        |   |
| 3/11 | New Mexico State   |     |    |   |   |    |    |    |    | -Did Not Play- |    |     |    |        |   |
| 3/14 | San José State     |     |    |   |   |    |    |    |    | -Did Not Play- |    |     |    |        |   |
| 3/15 | San José State     |     |    |   |   |    |    |    |    | -Did Not Play- |    |     |    |        |   |
| 3/16 | San José State     |     |    |   |   |    |    |    |    | -Did Not Play- |    |     |    |        |   |
| 3/21 | San Diego State    |     |    |   |   |    |    |    |    | -Did Not Play- |    |     |    |        |   |
| 3/22 | San Diego State    |     |    |   |   |    |    |    |    | -Did Not Play- |    |     |    |        |   |
| 3/23 | San Diego State    |     |    |   |   |    |    |    |    | -Did Not Play- |    |     |    |        |   |
| 3/25 | UC San Diego       |     |    |   |   |    |    |    |    | -Did Not Play- |    |     |    |        |   |
| 4/2  | Utah State         |     |    |   |   |    |    |    |    | -Did Not Play- |    |     |    |        |   |
| 4/2  | Utah State         |     |    |   |   |    |    |    |    | -Did Not Play- |    |     |    |        |   |
| 4/5  | Boise State        |     |    |   |   |    |    |    |    | -Did Not Play- |    |     |    |        |   |
| 4/6  | Boise State        |     |    |   |   |    |    |    |    | -Did Not Play- |    |     |    |        |   |
| 4/11 | Colorado State     |     |    |   |   |    |    |    |    | -Did Not Play- |    |     |    |        |   |
| 4/12 | Colorado State     |     |    |   |   |    |    |    |    | -Did Not Play- |    |     |    |        |   |
| 4/13 | Colorado State     |     |    |   |   |    |    |    |    | -Did Not Play- |    |     |    |        |   |
| 4/15 | UTEP               |     |    |   |   |    |    |    |    | -Did Not Play- |    |     |    |        |   |
| 4/17 | at Fresno State    |     |    |   |   |    |    |    |    | -Did Not Play- |    |     |    |        |   |
| 4/18 | at Fresno State    |     |    |   |   |    |    |    |    | -Did Not Play- |    |     |    |        |   |
| 4/19 | at Fresno State    |     |    |   |   |    |    |    |    | -Did Not Play- |    |     |    |        |   |
| 4/22 | UTEP               |     |    |   |   |    |    |    |    | -Did Not Play- |    |     |    |        |   |
| 4/25 | Nevada             |     |    |   |   |    |    |    |    | -Did Not Play- |    |     |    |        |   |
| 4/26 | Nevada             |     |    |   |   |    |    |    |    | -Did Not Play- |    |     |    |        |   |
| 4/27 | Nevada             |     |    |   |   |    |    |    |    | -Did Not Play- |    |     |    |        |   |
| 5/1  | UNLV               |     |    |   |   |    |    |    |    | -Did Not Play- |    |     |    |        |   |
| 5/2  | UNLV               |     |    |   |   |    |    |    |    | -Did Not Play- |    |     |    |        |   |
| 5/3  | UNLV               |     |    |   |   |    |    |    |    | -Did Not Play- |    |     |    |        |   |

CAREER STATS

| SEASON | GP | GS | AVG. | AB | R | H | 2B | 3B | HR | RBI | TB | SLG% | BB | SO | HBP | OB% | SF | SH | SB-SA | PO | A | E | FLD% |
|--------|----|----|------|----|---|---|----|----|----|-----|----|------|----|----|-----|-----|----|----|-------|----|---|---|------|
| 2024   |    |    |      |    |   |   |    |    |    |     |    |      |    |    |     |     |    |    |       |    |   |   |      |
| TOTAL  |    |    |      |    |   |   |    |    |    |     |    |      |    |    |     |     |    |    |       |    |   |   |      |

HIGHLIGHTS

- Named an Easton/NFCA All-America Scholar-Athlete and a MW Scholar-Athlete in 2024
- New Mexico 4A State champions in 2022 and a New Mexico 4A State runner-up in 2021
- Majoring in liberal arts and integrative studies

## THE 2025 LOBOS

**23 McKenna Guest**

SO • P • 5-6 • R/R

Pattonville, Texas (Prairiland HS)

## SEASON BESTS

|           |     |                                 |
|-----------|-----|---------------------------------|
| IP (high) | 7.0 | 6x, last: Colorado St., 4-11-25 |
| H (low)   | 0   | 3x, last: Colorado St., 4-12-25 |
| R (low)   | 0   | 8x, last: Colorado St., 4-12-25 |
| ER (low)  | 0   | 9x, last: Colorado St., 4-12-25 |
| BB (low)  | 0   | 6x, last: Colorado St., 4-12-25 |
| SO (high) | 10  | Northwestern State, 2-28-25     |
| BF (high) | 35  | San José State, 3-16-25         |
| NP (high) | 142 | Penn, 3-7-25                    |

## CAREER BESTS (MIN. 3.0 IP)

|           |     |                                   |
|-----------|-----|-----------------------------------|
| IP (high) | 8.0 | UNLV, 3-23-24                     |
| H (low)   | 0   | 2x, last: Texas Southern, 2-23-25 |
| R (low)   | 0   | 9x, last: UCSD, 3-25-25           |
| ER (low)  | 0   | 10x, last: UCSD, 3-25-25          |
| BB (low)  | 0   | 9x, last: Colorado St., 4-13-25   |
| SO (high) | 10  | Northwestern State, 2-28-25       |
| BF (high) | 36  | UNLV, 3-23-24                     |
| NP (high) | 148 | UNLV, 3-23-24                     |

## PITCHING SUPERLATIVES (MIN. 4.0 IP)

|             | Season | Career |
|-------------|--------|--------|
| 5+ K        | 10     | 15     |
| 10+ K       | 1      | 1      |
| 1 R or Less | 7      | 12     |
| Shutout     | 4/1    | 4/1    |

## 2025 GAME-BY-GAME

| DATE | OPPONENT           | W-L  | ERA   | CG | IP    | H   | R  | ER             | BB | SO  | 2B | 3B | HR | BF  | HBP |
|------|--------------------|------|-------|----|-------|-----|----|----------------|----|-----|----|----|----|-----|-----|
| 2/6  | Texas A&M-CC       | 1-0  | 0.00  | 1  | 5.0   | 1   | 0  | 0              | 2  | 3   | 0  | 0  | 0  | 19  | 0   |
| 2/6  | Sam Houston        |      |       |    |       |     |    | -Did Not Play- |    |     |    |    |    |     |     |
| 2/7  | Houston Christian  | 1-0  | 0.0   | 1  | 7.0   | 4   | 0  | 0              | 2  | 4   | 0  | 0  | 0  | 26  | 0   |
| 2/7  | Houston            |      |       |    |       |     |    | -Did Not Play- |    |     |    |    |    |     |     |
| 2/8  | Houston Christian  |      |       |    |       |     |    | -Did Not Play- |    |     |    |    |    |     |     |
| 2/8  | Houston            | 0-0  | 2.33  | 0  | 6.0   | 7   | 3  | 2              | 2  | 3   | 0  | 1  | 0  | 26  | 0   |
| 2/9  | St. John's         | 0-0  | 14.00 | 0  | 1.0   | 3   | 2  | 2              | 1  | 0   | 1  | 0  | 1  | 6   | 0   |
| 2/14 | Fordham            | 0-1  | 5.25  | 0  | 4.0   | 5   | 4  | 3              | 2  | 7   | 1  | 0  | 0  | 22  | 3   |
| 2/14 | St. Thomas         | 1-0  | 0.00  | 0  | 3.0   | 0   | 0  | 0              | 1  | 6   | 0  | 0  | 0  | 10  | 0   |
| 2/15 | Texas State        |      |       |    |       |     |    | -Did Not Play- |    |     |    |    |    |     |     |
| 2/15 | St. Thomas         | 0-1  | 3.00  | 0  | 2.1   | 3   | 1  | 1              | 1  | 3   | 2  | 0  | 0  | 11  | 0   |
| 2/16 | Texas State        | 0-1  | 15.75 | 0  | 1.1   | 5   | 3  | 3              | 1  | 2   | 1  | 0  | 0  | 9   | 0   |
| 2/21 | North Dakota       | 1-0  | 0.00  | 0  | 6.0   | 4   | 0  | 0              | 5  | 9   | 2  | 0  | 0  | 29  | 1   |
| 2/22 | Texas Southern     |      |       |    |       |     |    | -Did Not Play- |    |     |    |    |    |     |     |
| 2/22 | North Dakota       | 0-0  | 7.50  | 0  | 4.2   | 4   | 6  | 5              | 3  | 5   | 1  | 0  | 1  | 22  | 0   |
| 2/23 | Texas Southern     | 1-0  | 0.00  | 0  | 4.2   | 0   | 0  | 0              | 1  | 6   | 0  | 0  | 0  | 15  | 0   |
| 2/23 | Tarleton State     |      |       |    |       |     |    | -Did Not Play- |    |     |    |    |    |     |     |
| 2/28 | Northwestern State | 1-0  | 2.80  | 1  | 5.0   | 4   | 3  | 2              | 0  | 10  | 0  | 1  | 0  | 20  | 0   |
| 2/28 | Mississippi State  |      |       |    |       |     |    | -Did Not Play- |    |     |    |    |    |     |     |
| 3/1  | Mississippi State  | 0-1  | 0.00  | 0  | 0.0   | 3   | 3  | 3              | 0  | 0   | 0  | 0  | 2  | 3   | 0   |
| 3/1  | Alabama State      |      |       |    |       |     |    | -Did Not Play- |    |     |    |    |    |     |     |
| 3/2  | Alabama State      | 1-0  | 0.00  | 1  | 7.0   | 2   | 0  | 0              | 1  | 9   | 0  | 0  | 0  | 24  | 0   |
| 3/6  | Saint Joseph's     | 1-0  | 0.00  | 0  | 4.0   | 5   | 2  | 0              | 2  | 7   | 0  | 0  | 0  | 19  | 0   |
| 3/7  | San Diego          |      |       |    |       |     |    | -Did Not Play- |    |     |    |    |    |     |     |
| 3/7  | UPenn              | 1-0  | 1.00  | 1  | 7.0   | 5   | 1  | 1              | 3  | 6   | 2  | 0  | 0  | 31  | 1   |
| 3/8  | Saint Joseph's     |      |       |    |       |     |    | -Did Not Play- |    |     |    |    |    |     |     |
| 3/11 | New Mexico State   |      |       |    |       |     |    | -Did Not Play- |    |     |    |    |    |     |     |
| 3/14 | San José State     | 0-1  | 2.63  | 0  | 2.2   | 4   | 5  | 1              | 2  | 2   | 0  | 0  | 0  | 16  | 1   |
| 3/15 | San José State     | 1-0  | 2.63  | 0  | 2.2   | 6   | 1  | 1              | 0  | 1   | 2  | 0  | 0  | 14  | 0   |
| 3/16 | San José State     | 1-0  | 2.00  | 1  | 7.0   | 6   | 4  | 2              | 4  | 5   | 2  | 0  | 0  | 35  | 0   |
| 3/21 | San Diego State    |      |       |    |       |     |    | -Did Not Play- |    |     |    |    |    |     |     |
| 3/22 | San Diego State    | 0-0  | 4.67  | 0  | 3.0   | 4   | 2  | 2              | 2  | 4   | 0  | 1  | 0  | 15  | 0   |
| 3/23 | San Diego State    | 0-0  | 1.62  | 0  | 4.1   | 3   | 4  | 1              | 3  | 2   | 0  | 0  | 0  | 21  | 1   |
| 3/25 | UC San Diego       | 1-0  | 0.00  | 1  | 7.0   | 4   | 0  | 0              | 0  | 4   | 0  | 0  | 0  | 25  | 0   |
| 4/2  | Utah State         | 0-0  | 8.08  | 0  | 4.1   | 8   | 5  | 5              | 1  | 2   | 3  | 0  | 1  | 23  | 1   |
| 4/2  | Utah State         | 0-0  | 15.75 | 0  | 1.1   | 4   | 4  | 3              | 1  | 0   | 2  | 0  | 0  | 10  | 1   |
| 4/5  | Boise State        | 1-0  | 1.24  | 0  | 5.2   | 5   | 1  | 1              | 1  | 8   | 0  | 0  | 1  | 23  | 0   |
| 4/6  | Boise State        | 0-0  | 10.50 | 0  | 2.0   | 2   | 3  | 3              | 1  | 4   | 0  | 0  | 1  | 11  | 1   |
| 4/11 | Colorado State     | 1-0  | 2.00  | 1  | 7.0   | 11  | 3  | 2              | 0  | 4   | 0  | 0  | 0  | 32  | 1   |
| 4/12 | Colorado State     | 0-0  | 0.00  | 0  | 1.0   | 0   | 0  | 0              | 0  | 1   | 0  | 0  | 0  | 3   | 0   |
| 4/13 | Colorado State     | 0-1  | 3.50  | 0  | 4.0   | 7   | 4  | 2              | 0  | 3   | 0  | 1  | 0  | 21  | 1   |
| 4/15 | UTEP               |      |       |    |       |     |    | -Did Not Play- |    |     |    |    |    |     |     |
| 4/17 | at Fresno State    | 0-0  | 6.00  | 0  | 2.1   | 5   | 3  | 2              | 2  | 3   | 0  | 0  | 0  | 15  | 1   |
| 4/18 | at Fresno State    |      |       |    |       |     |    | -Did Not Play- |    |     |    |    |    |     |     |
| 4/19 | at Fresno State    | 0-1  | 3.23  | 0  | 4.1   | 5   | 5  | 2              | 2  | 3   | 2  | 1  | 0  | 22  | 0   |
| 4/22 | UTEP               | 0-1  | 8.08  | 0  | 4.1   | 6   | 5  | 5              | 2  | 2   | 1  | 0  | 1  | 20  | 0   |
| 4/25 | Nevada             |      |       |    |       |     |    |                |    |     |    |    |    |     |     |
| 4/26 | Nevada             |      |       |    |       |     |    |                |    |     |    |    |    |     |     |
| 4/27 | Nevada             |      |       |    |       |     |    |                |    |     |    |    |    |     |     |
| 5/1  | UNLV               |      |       |    |       |     |    |                |    |     |    |    |    |     |     |
| 5/2  | UNLV               |      |       |    |       |     |    |                |    |     |    |    |    |     |     |
| 5/3  | UNLV               |      |       |    |       |     |    |                |    |     |    |    |    |     |     |
|      |                    | 14-8 | 2.89  | 8  | 131.0 | 135 | 77 | 54             | 48 | 128 | 22 | 5  | 8  | 598 | 13  |


## CAREER STATS

| SEASON | GS | APP | CG | W-L   | ERA  | SHO | SV | IP    | H   | R   | ER  | BB  | SO  | 2B | 3B | HR | BF   | NP-STK    | WP | HBP | PO | A  | E | FLD% |
|--------|----|-----|----|-------|------|-----|----|-------|-----|-----|-----|-----|-----|----|----|----|------|-----------|----|-----|----|----|---|------|
| 2024   | 24 | 40  | 9  | 10-19 | 5.05 | 0/0 | 1  | 147.0 | 167 | 119 | 106 | 68  | 90  | 26 | 8  | 24 | 694  | 2473-1406 | 8  | 19  | 3  | 23 | 1 | .963 |
| 2025   | 23 | 32  | 8  | 14-8  | 2.89 | 4/1 | 1  | 131.0 | 135 | 77  | 54  | 48  | 128 | 22 | 5  | 8  | 598  | 2342-1442 | 4  | 13  | 3  | 28 | 2 | .939 |
| TOTAL  | 47 | 72  | 17 | 24-27 | 4.03 | 4/1 | 2  | 278.0 | 302 | 196 | 160 | 116 | 218 | 48 | 13 | 32 | 1235 | 4815-2848 | 12 | 32  | 6  | 51 | 3 | .950 |

## HIGHLIGHTS

- Named MW Pitcher of the Week on March 10, 2025
- Pitched 2 complete-game shutouts in first 2 starts, went 14.2 innings before allowing a run
- Seven appearances of not allowing a run, including four shutouts
- Second in the MW in strikeouts looking and strikeouts and tied for second-most wins. Sixth in ERA.
- 41st in NCAA in strikeouts, 91st in strikeouts per 7 innings (6.8), 23rd in shutouts, 51st in wins, 70th in innings pitched, 41st in appearances and 33rd in games started.
- 11 games with 5 or more strikeouts this season, had 5 last season
- Named MW Freshman of the Week on March 25, 2024
- Earned save against Marist on Feb. 18 last season
- 3 appearances not allowing a run, 23 appearances with multiple strikeouts, 5 w/ 5+ last season
- Named District 12-3A Newcomer of the Year, All-RRV Pitcher of the Year and the Prairiland HS Softball MVP in 2021
- TGCA all-state, District 12-3 MVP, Prairiland Co-MVP, All-RRV Co-MVP in 2022
- Involved in robotics in high school, and won the 2021 Prairiland Robotics Award. Her robotics team placed third at the Robotics state qualifier.
- Majoring in business administration

THE 2025 LOBOS



24 Georgia Heathcock

JR • UTIL • 5-8 • R/R

Little Elm, Texas (UC San Diego)

SEASON BESTS

Hits  
Doubles  
Triples  
Home Runs  
RBI  
Runs  
Walks 1 3x, last: Alabama State, 3-1-25  
Stolen Bases

CAREER BESTS

Hits 2 Syracuse, 3-12-23  
Doubles 1 2x, last: Cal Poly, 5-10-24  
Triples  
Home Runs  
RBI 1 Syracuse, 3-12-23  
Runs 2 Syracuse, 3-12-23  
Walks 1 6x, last: Alabama State, 3-1-25  
Stolen Bases 1 Western Carolina, 3-7-23

STREAKS

Current Career Best  
Hitting 2 2  
On-Base 2

MULTI-HIT GAMES

2 3 4 5+ TOTAL  
2023 1 - - - - 1  
2024 - - - - -  
2025

MULTI-RBI GAMES

2 3 4 5+ TOTAL  
2023 - - - - -  
2024 - - - - -  
2025

| 2025 GAME-BY-GAME |                    |       |      |    |   |    |                |    |    |     |    |     |    |        |   |  |
|-------------------|--------------------|-------|------|----|---|----|----------------|----|----|-----|----|-----|----|--------|---|--|
| DATE              | OPPONENT           | POS   | AB   | R  | H | TB | 2B             | 3B | HR | RBI | BB | HBP | SO | SB-ATT | E |  |
| 2/6               | Texas A&M-CC       |       |      |    |   |    | -Did Not Play- |    |    |     |    |     |    |        |   |  |
| 2/6               | Sam Houston        | ph/3b | 2    | 0  | 0 | 0  | 0              | 0  | 0  | 0   | 0  | 0   | 0  | 0-0    | 0 |  |
| 2/7               | Houston Christian  |       |      |    |   |    | -Did Not Play- |    |    |     |    |     |    |        |   |  |
| 2/7               | Houston            |       |      |    |   |    | -Did Not Play- |    |    |     |    |     |    |        |   |  |
| 2/8               | Houston Christian  |       |      |    |   |    | -Did Not Play- |    |    |     |    |     |    |        |   |  |
| 2/8               | Houston            |       |      |    |   |    | -Did Not Play- |    |    |     |    |     |    |        |   |  |
| 2/9               | St. John's         | ph/3b | 2    | 0  | 0 | 0  | 0              | 0  | 0  | 0   | 1  | 0   | 1  | 0-0    | 0 |  |
| 2/14              | Fordham            |       |      |    |   |    | -Did Not Play- |    |    |     |    |     |    |        |   |  |
| 2/14              | St. Thomas         |       |      |    |   |    | -Did Not Play- |    |    |     |    |     |    |        |   |  |
| 2/15              | Texas State        |       |      |    |   |    | -Did Not Play- |    |    |     |    |     |    |        |   |  |
| 2/15              | St. Thomas         | ph    | 1    | 0  | 0 | 0  | 0              | 0  | 0  | 0   | 0  | 0   | 1  | 0-0    | 0 |  |
| 2/16              | Texas State        |       |      |    |   |    | -Did Not Play- |    |    |     |    |     |    |        |   |  |
| 2/21              | North Dakota       |       |      |    |   |    | -Did Not Play- |    |    |     |    |     |    |        |   |  |
| 2/22              | Texas Southern     | *3b   | 3    | 0  | 0 | 0  | 0              | 0  | 0  | 0   | 1  | 0   | 0  | 0-0    | 0 |  |
| 2/22              | North Dakota       |       |      |    |   |    | -Did Not Play- |    |    |     |    |     |    |        |   |  |
| 2/23              | Texas Southern     |       |      |    |   |    | -Did Not Play- |    |    |     |    |     |    |        |   |  |
| 2/23              | Tarleton State     | ph    | 1    | 0  | 0 | 0  | 0              | 0  | 0  | 0   | 0  | 0   | 0  | 0-0    | 0 |  |
| 2/28              | Northwestern State |       |      |    |   |    | -Did Not Play- |    |    |     |    |     |    |        |   |  |
| 2/28              | Mississippi State  | *3b   | 2    | 0  | 0 | 0  | 0              | 0  | 0  | 0   | 0  | 0   | 1  | 0-0    | 0 |  |
| 3/1               | Mississippi State  | ph/c  | 2    | 0  | 0 | 0  | 0              | 0  | 0  | 0   | 0  | 0   | 1  | 0-0    | 0 |  |
| 3/1               | Alabama State      | ph    | 0    | 1  | 0 | 0  | 0              | 0  | 0  | 0   | 1  | 0   | 0  | 0-0    | 0 |  |
| 3/2               | Alabama State      |       |      |    |   |    | -Did Not Play- |    |    |     |    |     |    |        |   |  |
| 3/6               | Saint Joseph's     |       |      |    |   |    | -Did Not Play- |    |    |     |    |     |    |        |   |  |
| 3/7               | San Diego          |       |      |    |   |    | -Did Not Play- |    |    |     |    |     |    |        |   |  |
| 3/7               | UPenn              | ph    | 1    | 0  | 0 | 0  | 0              | 0  | 0  | 0   | 0  | 0   | 0  | 0-0    | 0 |  |
| 3/8               | Saint Joseph's     | ph    | 1    | 0  | 0 | 0  | 0              | 0  | 0  | 0   | 0  | 0   | 0  | 0-0    | 0 |  |
| 3/11              | New Mexico State   |       |      |    |   |    | -Did Not Play- |    |    |     |    |     |    |        |   |  |
| 3/14              | San José State     |       |      |    |   |    | -Did Not Play- |    |    |     |    |     |    |        |   |  |
| 3/15              | San José State     |       |      |    |   |    | -Did Not Play- |    |    |     |    |     |    |        |   |  |
| 3/16              | San José State     |       |      |    |   |    | -Did Not Play- |    |    |     |    |     |    |        |   |  |
| 3/21              | San Diego State    |       |      |    |   |    | -Did Not Play- |    |    |     |    |     |    |        |   |  |
| 3/22              | San Diego State    |       |      |    |   |    | -Did Not Play- |    |    |     |    |     |    |        |   |  |
| 3/23              | San Diego State    | 3b    | 1    | 0  | 0 | 0  | 0              | 0  | 0  | 0   | 0  | 0   | 0  | 0-0    | 0 |  |
| 3/25              | UC San Diego       | ph/c  | 1    | 0  | 0 | 0  | 0              | 0  | 0  | 0   | 0  | 0   | 1  | 0-0    | 0 |  |
| 4/2               | Utah State         |       |      |    |   |    | -Did Not Play- |    |    |     |    |     |    |        |   |  |
| 4/2               | Utah State         |       |      |    |   |    | -Did Not Play- |    |    |     |    |     |    |        |   |  |
| 4/5               | Boise State        |       |      |    |   |    | -Did Not Play- |    |    |     |    |     |    |        |   |  |
| 4/6               | Boise State        |       |      |    |   |    | -Did Not Play- |    |    |     |    |     |    |        |   |  |
| 4/11              | Colorado State     |       |      |    |   |    | -Did Not Play- |    |    |     |    |     |    |        |   |  |
| 4/12              | Colorado State     |       |      |    |   |    | -Did Not Play- |    |    |     |    |     |    |        |   |  |
| 4/13              | Colorado State     |       |      |    |   |    | -Did Not Play- |    |    |     |    |     |    |        |   |  |
| 4/15              | UTEP               |       |      |    |   |    | -Did Not Play- |    |    |     |    |     |    |        |   |  |
| 4/17              | at Fresno State    |       |      |    |   |    | -Did Not Play- |    |    |     |    |     |    |        |   |  |
| 4/18              | at Fresno State    |       |      |    |   |    | -Did Not Play- |    |    |     |    |     |    |        |   |  |
| 4/19              | at Fresno State    |       |      |    |   |    | -Did Not Play- |    |    |     |    |     |    |        |   |  |
| 4/22              | UTEP               |       |      |    |   |    | -Did Not Play- |    |    |     |    |     |    |        |   |  |
| 4/25              | Nevada             |       |      |    |   |    | -Did Not Play- |    |    |     |    |     |    |        |   |  |
| 4/26              | Nevada             |       |      |    |   |    | -Did Not Play- |    |    |     |    |     |    |        |   |  |
| 4/27              | Nevada             |       |      |    |   |    | -Did Not Play- |    |    |     |    |     |    |        |   |  |
| 5/1               | UNLV               |       |      |    |   |    | -Did Not Play- |    |    |     |    |     |    |        |   |  |
| 5/2               | UNLV               |       |      |    |   |    | -Did Not Play- |    |    |     |    |     |    |        |   |  |
| 5/3               | UNLV               |       |      |    |   |    | -Did Not Play- |    |    |     |    |     |    |        |   |  |
|                   |                    |       | 12-2 | 17 | 1 | 0  | 0              | 0  | 0  | 0   | 3  | 0   | 5  | 0-0    | 0 |  |

| CAREER STATS      |    |    |      |    |   |   |    |    |    |     |    |      |    |    |     |      |    |    |       |
|-------------------|----|----|------|----|---|---|----|----|----|-----|----|------|----|----|-----|------|----|----|-------|
| SEASON            | GP | GS | AVG. | AB | R | H | 2B | 3B | HR | RBI | TB | SLG% | BB | SO | HBP | OB%  | SF | SH | SB-SA |
| 2023*             | 21 | 6  | .172 | 29 | 3 | 5 | 1  | 0  | 0  | 1   | 6  | .207 | 2  | 5  | 1   | .250 | 0  | 0  | 1-1   |
| 2024*             | 12 | 4  | .214 | 14 | 0 | 3 | 1  | 0  | 0  | 0   | 4  | .286 | 1  | 5  | 0   | .267 | 0  | 0  | 0-0   |
| 2025              | 12 | 2  | .000 | 17 | 1 | 0 | 0  | 0  | 0  | 0   | 0  | .000 | 3  | 5  | 0   | .150 | 0  | 0  | 0-0   |
| TOTAL             | 45 | 12 | .133 | 60 | 4 | 8 | 2  | 0  | 0  | 1   | 10 | .167 | 6  | 15 | 1   | .224 | 0  | 0  | 1-1   |
| * at UC San Diego |    |    |      |    |   |   |    |    |    |     |    |      |    |    |     |      |    |    |       |
| HIGHLIGHTS        |    |    |      |    |   |   |    |    |    |     |    |      |    |    |     |      |    |    |       |

- As a freshman, made 6 starts with 4 in the outfield, 2 as DP, and played in 21 games with a pinch hit 14 games.
- In 2024, made 3 starts in the outfield, 1 as DP.
- Recorded first collegiate hit against Stonehill College on Feb. 10, 2023, which resulted in 1 RBI
- Majoring in liberal arts and integrative studies





Covina, Calif. (Paris Junior College)

|           |     |                         |
|-----------|-----|-------------------------|
| IP (high) | 0.1 | Texas Southern, 2-22-25 |
| H (low)   | 1   | Texas Southern, 2-22-25 |
| R (low)   | 1   | Texas Southern, 2-22-25 |
| ER (low)  | 1   | Texas Southern, 2-22-25 |
| BB (low)  | 1   | Texas Southern, 2-22-25 |
| SO (high) |     |                         |
| BF (high) | 3   | Texas Southern, 2-22-25 |
| NP (high) | 17  | Texas Southern, 2-22-25 |

IP (high)  
H (low)  
R (low)  
ER (low)  
BB (low)  
SO (high)  
BF (high)  
NP (high)


|             | Season | Career |
|-------------|--------|--------|
| 5+ K        |        |        |
| 10+ K       |        |        |
| 1 R or Less |        |        |
| Shutout     |        |        |

[illegible]

| SEASON | GS | APP | CG | W-L | ERA   | SHO | SV | IP  | H | R | ER | BB | SO | 2B | 3B | HR | BF | NP-STK | WP | HBP | PO | A | E | FLD% |
|--------|----|-----|----|-----|-------|-----|----|-----|---|---|----|----|----|----|----|----|----|--------|----|-----|----|---|---|------|
| 2025   | 0  | 1   | 0  | 0-0 | 21.00 | 0   | 0  | 0.1 | 1 | 1 | 1  | 1  | 0  | 1  | 0  | 0  | 3  | 17-10  | 2  | 0   | 0  | 0 | 0 | .000 |
| TOTAL  | 0  | 1   | 0  | 0-0 | 21.00 | 0   | 0  | 0.1 | 1 | 1 | 1  | 1  | 0  | 1  | 0  | 0  | 3  | 17-10  | 2  | 0   | 0  | 0 | 0 | .000 |

- Compiled a 2.23 ERA in 166.0 innings pitched last season, and registered 142 strikeouts for an average of 5.99 per game.
- Threw 17 complete games in 29 starts and made 34 appearances, throwing seven shut-outs
- Ranked fourth nationally for most wins in the NJCAA with 24 wins and also added two saves
- Appeared in 17 games with six starts and three complete games as a freshman, throwing 50.2 innings with 30 strikeouts
- Majoring in liberal arts and integrative studies

THE 2025 LOBOS



26 Jasmyn Lloyd

FR • UTIL • 5-4 • R/R

Grand Prairie, Texas (South Grand Prairie HS)

SEASON BESTS

Hits  
Doubles  
Triples  
Home Runs  
RBI  
Runs  
Walks  
Stolen Bases

CAREER BESTS

Hits  
Doubles  
Triples  
Home Runs  
RBI  
Runs  
Walks  
Stolen Bases

STREAKS

Current Career Best

Hitting  
On-Base

MULTI-HIT GAMES

2345+TOTAL

2025

MULTI-RBI GAMES

2345+TOTAL

2025

| 2025 GAME-BY-GAME |                    |     |    |   |   |    |    |    |    |                |    |     |    |        |   |  |
|-------------------|--------------------|-----|----|---|---|----|----|----|----|----------------|----|-----|----|--------|---|--|
| DATE              | OPPONENT           | POS | AB | R | H | TB | 2B | 3B | HR | RBI            | BB | HBP | SO | SB-ATT | E |  |
| 2/6               | Texas A&M-CC       |     |    |   |   |    |    |    |    | -Did Not Play- |    |     |    |        |   |  |
| 2/6               | Sam Houston        |     |    |   |   |    |    |    |    | -Did Not Play- |    |     |    |        |   |  |
| 2/7               | Houston Christian  |     |    |   |   |    |    |    |    | -Did Not Play- |    |     |    |        |   |  |
| 2/7               | Houston            |     |    |   |   |    |    |    |    | -Did Not Play- |    |     |    |        |   |  |
| 2/8               | Houston Christian  |     |    |   |   |    |    |    |    | -Did Not Play- |    |     |    |        |   |  |
| 2/8               | Houston            |     |    |   |   |    |    |    |    | -Did Not Play- |    |     |    |        |   |  |
| 2/9               | St. John's         |     |    |   |   |    |    |    |    | -Did Not Play- |    |     |    |        |   |  |
| 2/14              | Fordham            |     |    |   |   |    |    |    |    | -Did Not Play- |    |     |    |        |   |  |
| 2/14              | St. Thomas         |     |    |   |   |    |    |    |    | -Did Not Play- |    |     |    |        |   |  |
| 2/15              | Texas State        |     |    |   |   |    |    |    |    | -Did Not Play- |    |     |    |        |   |  |
| 2/15              | St. Thomas         |     |    |   |   |    |    |    |    | -Did Not Play- |    |     |    |        |   |  |
| 2/16              | Texas State        |     |    |   |   |    |    |    |    | -Did Not Play- |    |     |    |        |   |  |
| 2/21              | North Dakota       |     |    |   |   |    |    |    |    | -Did Not Play- |    |     |    |        |   |  |
| 2/22              | Texas Southern     |     |    |   |   |    |    |    |    | -Did Not Play- |    |     |    |        |   |  |
| 2/22              | North Dakota       |     |    |   |   |    |    |    |    | -Did Not Play- |    |     |    |        |   |  |
| 2/23              | Texas Southern     |     |    |   |   |    |    |    |    | -Did Not Play- |    |     |    |        |   |  |
| 2/23              | Tarleton State     |     |    |   |   |    |    |    |    | -Did Not Play- |    |     |    |        |   |  |
| 2/28              | Northwestern State |     |    |   |   |    |    |    |    | -Did Not Play- |    |     |    |        |   |  |
| 2/28              | Mississippi State  |     |    |   |   |    |    |    |    | -Did Not Play- |    |     |    |        |   |  |
| 3/1               | Mississippi State  |     |    |   |   |    |    |    |    | -Did Not Play- |    |     |    |        |   |  |
| 3/1               | Alabama State      |     |    |   |   |    |    |    |    | -Did Not Play- |    |     |    |        |   |  |
| 3/2               | Alabama State      |     |    |   |   |    |    |    |    | -Did Not Play- |    |     |    |        |   |  |
| 3/6               | Saint Joseph's     |     |    |   |   |    |    |    |    | -Did Not Play- |    |     |    |        |   |  |
| 3/7               | San Diego          |     |    |   |   |    |    |    |    | -Did Not Play- |    |     |    |        |   |  |
| 3/7               | UPenn              |     |    |   |   |    |    |    |    | -Did Not Play- |    |     |    |        |   |  |
| 3/8               | Saint Joseph's     |     |    |   |   |    |    |    |    | -Did Not Play- |    |     |    |        |   |  |
| 3/11              | New Mexico State   |     |    |   |   |    |    |    |    | -Did Not Play- |    |     |    |        |   |  |
| 3/14              | San José State     |     |    |   |   |    |    |    |    | -Did Not Play- |    |     |    |        |   |  |
| 3/15              | San José State     |     |    |   |   |    |    |    |    | -Did Not Play- |    |     |    |        |   |  |
| 3/16              | San José State     |     |    |   |   |    |    |    |    | -Did Not Play- |    |     |    |        |   |  |
| 3/21              | San Diego State    |     |    |   |   |    |    |    |    | -Did Not Play- |    |     |    |        |   |  |
| 3/22              | San Diego State    |     |    |   |   |    |    |    |    | -Did Not Play- |    |     |    |        |   |  |
| 3/23              | San Diego State    |     |    |   |   |    |    |    |    | -Did Not Play- |    |     |    |        |   |  |
| 3/25              | UC San Diego       |     |    |   |   |    |    |    |    | -Did Not Play- |    |     |    |        |   |  |
| 4/2               | Utah State         |     |    |   |   |    |    |    |    | -Did Not Play- |    |     |    |        |   |  |
| 4/2               | Utah State         |     |    |   |   |    |    |    |    | -Did Not Play- |    |     |    |        |   |  |
| 4/5               | Boise State        |     |    |   |   |    |    |    |    | -Did Not Play- |    |     |    |        |   |  |
| 4/6               | Boise State        |     |    |   |   |    |    |    |    | -Did Not Play- |    |     |    |        |   |  |
| 4/11              | Colorado State     |     |    |   |   |    |    |    |    | -Did Not Play- |    |     |    |        |   |  |
| 4/12              | Colorado State     |     |    |   |   |    |    |    |    | -Did Not Play- |    |     |    |        |   |  |
| 4/13              | Colorado State     |     |    |   |   |    |    |    |    | -Did Not Play- |    |     |    |        |   |  |
| 4/15              | UTEP               |     |    |   |   |    |    |    |    | -Did Not Play- |    |     |    |        |   |  |
| 4/17              | at Fresno State    |     |    |   |   |    |    |    |    | -Did Not Play- |    |     |    |        |   |  |
| 4/18              | at Fresno State    |     |    |   |   |    |    |    |    | -Did Not Play- |    |     |    |        |   |  |
| 4/19              | at Fresno State    |     |    |   |   |    |    |    |    | -Did Not Play- |    |     |    |        |   |  |
| 4/22              | UTEP               |     |    |   |   |    |    |    |    | -Did Not Play- |    |     |    |        |   |  |
| 4/25              | Nevada             |     |    |   |   |    |    |    |    | -Did Not Play- |    |     |    |        |   |  |
| 4/26              | Nevada             |     |    |   |   |    |    |    |    | -Did Not Play- |    |     |    |        |   |  |
| 4/27              | Nevada             |     |    |   |   |    |    |    |    | -Did Not Play- |    |     |    |        |   |  |
| 5/1               | UNLV               |     |    |   |   |    |    |    |    | -Did Not Play- |    |     |    |        |   |  |
| 5/2               | UNLV               |     |    |   |   |    |    |    |    | -Did Not Play- |    |     |    |        |   |  |
| 5/3               | UNLV               |     |    |   |   |    |    |    |    | -Did Not Play- |    |     |    |        |   |  |

| CAREER STATS |    |    |      |    |   |   |    |    |    |     |    |      |    |    |     |     |    |    |       |
|--------------|----|----|------|----|---|---|----|----|----|-----|----|------|----|----|-----|-----|----|----|-------|
| SEASON       | GP | GS | AVG. | AB | R | H | 2B | 3B | HR | RBI | TB | SLG% | BB | SO | HBP | OB% | SF | SH | SB-SA |
| 2025         |    |    |      |    |   |   |    |    |    |     |    |      |    |    |     |     |    |    |       |
| TOTAL        |    |    |      |    |   |   |    |    |    |     |    |      |    |    |     |     |    |    |       |

- HIGHLIGHTS
- Majoring in chemistry
  - 3x district champion (2021, 2022, 2023). Team was bi-district champion in 2021, reached the regional quarterfinals in 2022 and area champions in 2023
  - Named first team all-district her freshman through junior years, was the offensive player of the year and second team all-metroplex in 2022

# THE 2025 LOBOS


**27 Hayden Luderer**
**SO • UTIL • 5-5 • R/R**

Thousand Oaks, Calif. (Louisville HS)

## SEASON BESTS

|              |   |                                 |
|--------------|---|---------------------------------|
| Hits         | 2 | 3x, last: Colorado St., 4-11-25 |
| Doubles      | 2 | San José State, 3-16-25         |
| Triples      |   |                                 |
| Home Runs    | 1 | Mississippi State, 3-1-25       |
| RBI          | 3 | Alabama State, 3-2-25           |
| Runs         | 2 | 2x, last: St. Joseph's, 3-6-25  |
| Walks        | 1 | 3x, last: Colorado St., 4-12-25 |
| Stolen Bases | 1 | 5x, last: Colorado St., 4-12-25 |

## CAREER BESTS

|              |   |                                 |
|--------------|---|---------------------------------|
| Hits         | 2 | 3x, last: Colorado St., 4-11-25 |
| Doubles      | 2 | San José State, 3-16-25         |
| Triples      |   |                                 |
| Home Runs    | 1 | Mississippi State, 3-1-25       |
| RBI          | 3 | Alabama State, 3-2-25           |
| Runs         | 2 | 3x, last: St. Joseph's, 3-6-25  |
| Walks        | 1 | 8x, last: Colorado St., 4-12-25 |
| Stolen Bases | 1 | 7x, last: Colorado St., 4-12-25 |

## STREAKS

|         | Current | Career Best |
|---------|---------|-------------|
| Hitting | 1       | 5           |
| On-Base | 1       | 6           |

## MULTI-HIT GAMES

|      | 2 | 3 | 4 | 5+ | TOTAL |
|------|---|---|---|----|-------|
| 2024 | - | - | - | -  | -     |
| 2025 | 3 |   |   |    | 3     |

## MULTI-RBI GAMES

|      | 2 | 3 | 4 | 5+ | TOTAL |
|------|---|---|---|----|-------|
| 2024 | - | - | - | -  | -     |
| 2025 | 3 | 1 |   |    | 4     |

## 2025 GAME-BY-GAME

| DATE | OPPONENT           | POS    | AB | R | H | TB | 2B | 3B | HR | RBI | BB | HBP | SO | SB-ATT | E |
|------|--------------------|--------|----|---|---|----|----|----|----|-----|----|-----|----|--------|---|
| 2/6  | Texas A&M-CC       | *cf    | 1  | 1 | 0 | 0  | 0  | 0  | 0  | 0   | 0  | 1   | 0  | 0-0    | 0 |
| 2/6  | Sam Houston        | *cf    | 0  | 0 | 0 | 0  | 0  | 0  | 0  | 0   | 0  | 0   | 0  | 0-0    | 0 |
| 2/7  | Houston Christian  | cf     | 0  | 0 | 0 | 0  | 0  | 0  | 0  | 0   | 0  | 0   | 0  | 0-0    | 0 |
| 2/7  | Houston            |        |    |   |   |    |    |    |    |     |    |     |    |        |   |
| 2/8  | Houston Christian  | pr     | 0  | 0 | 0 | 0  | 0  | 0  | 0  | 0   | 0  | 0   | 0  | 0-0    | 0 |
| 2/8  | Houston            | cf     | 0  | 0 | 0 | 0  | 0  | 0  | 0  | 0   | 0  | 0   | 0  | 0-0    | 0 |
| 2/9  | St. John's         | pr     | 0  | 1 | 0 | 0  | 0  | 0  | 0  | 0   | 0  | 0   | 0  | 0-0    | 0 |
| 2/14 | Fordham            | *cf    | 1  | 0 | 0 | 0  | 0  | 0  | 0  | 0   | 0  | 0   | 0  | 0-0    | 0 |
| 2/14 | St. Thomas         | pr/cf  | 0  | 2 | 0 | 0  | 0  | 0  | 0  | 0   | 1  | 0   | 0  | 0-0    | 0 |
| 2/15 | Texas State        | *cf    | 3  | 0 | 1 | 1  | 0  | 0  | 0  | 0   | 0  | 0   | 2  | 0-0    | 0 |
| 2/15 | St. Thomas         | pr     | 0  | 1 | 0 | 0  | 0  | 0  | 0  | 0   | 0  | 0   | 0  | 0-0    | 0 |
| 2/16 | Texas State        | cf     | 2  | 1 | 1 | 1  | 0  | 0  | 0  | 0   | 0  | 0   | 0  | 0-0    | 0 |
| 2/21 | North Dakota       | *cf    | 2  | 0 | 1 | 1  | 0  | 0  | 0  | 1   | 0  | 0   | 0  | 0-0    | 0 |
| 2/22 | Texas Southern     | *cf    | 2  | 1 | 1 | 1  | 0  | 0  | 0  | 0   | 1  | 0   | 0  | 0-0    | 0 |
| 2/22 | North Dakota       | *cf    | 3  | 1 | 1 | 1  | 0  | 0  | 0  | 0   | 0  | 0   | 0  | 0-0    | 0 |
| 2/23 | Texas Southern     | *cf    | 3  | 0 | 0 | 0  | 0  | 0  | 0  | 0   | 0  | 0   | 0  | 0-0    | 0 |
| 2/23 | Tarleton State     | *3b    | 1  | 0 | 0 | 0  | 0  | 0  | 0  | 0   | 0  | 0   | 0  | 0-0    | 0 |
| 2/28 | Northwestern State | *cf    | 2  | 1 | 1 | 1  | 0  | 0  | 0  | 1   | 0  | 0   | 0  | 0-0    | 0 |
| 2/28 | Mississippi State  | *cf    | 1  | 1 | 0 | 0  | 0  | 0  | 0  | 1   | 0  | 1   | 1  | 0-0    | 0 |
| 3/1  | Mississippi State  | *cf    | 3  | 1 | 1 | 4  | 0  | 0  | 1  | 2   | 0  | 0   | 0  | 0-0    | 0 |
| 3/1  | Alabama State      | *cf    | 2  | 0 | 1 | 1  | 0  | 0  | 0  | 1   | 0  | 0   | 0  | 0-0    | 1 |
| 3/2  | Alabama State      | *cf    | 4  | 0 | 0 | 0  | 0  | 0  | 0  | 3   | 0  | 0   | 0  | 0-0    | 0 |
| 3/6  | Saint Joseph's     | *cf    | 3  | 2 | 1 | 1  | 0  | 0  | 0  | 0   | 0  | 0   | 1  | 0-0    | 0 |
| 3/7  | San Diego          | *cf    | 1  | 0 | 0 | 0  | 0  | 0  | 0  | 0   | 0  | 0   | 0  | 0-0    | 0 |
| 3/7  | UPenn              | *cf    | 2  | 0 | 1 | 1  | 0  | 0  | 0  | 0   | 0  | 0   | 1  | 1-1    | 0 |
| 3/8  | Saint Joseph's     | *cf    | 3  | 1 | 2 | 3  | 1  | 0  | 0  | 2   | 0  | 0   | 0  | 0-0    | 0 |
| 3/11 | New Mexico State   | *cf/2b | 3  | 0 | 0 | 0  | 0  | 0  | 0  | 0   | 0  | 0   | 1  | 0-0    | 0 |
| 3/14 | San José State     | *cf    | 1  | 0 | 0 | 0  | 0  | 0  | 0  | 0   | 1  | 0   | 0  | 1-1    | 0 |
| 3/15 | San José State     | *cf    | 3  | 1 | 1 | 1  | 0  | 0  | 0  | 0   | 0  | 0   | 0  | 1-1    | 0 |
| 3/16 | San José State     | *cf    | 3  | 0 | 2 | 4  | 2  | 0  | 0  | 2   | 0  | 0   | 1  | 0-0    | 0 |
| 3/21 | San Diego State    | *cf    | 3  | 0 | 0 | 0  | 0  | 0  | 0  | 0   | 0  | 0   | 3  | 0-0    | 0 |
| 3/22 | San Diego State    | *cf    | 3  | 1 | 1 | 1  | 0  | 0  | 0  | 0   | 0  | 0   | 0  | 1-1    | 0 |
| 3/23 | San Diego State    | *cf    | 3  | 0 | 0 | 0  | 0  | 0  | 0  | 0   | 0  | 0   | 1  | 0-0    | 0 |
| 3/25 | UC San Diego       | *3b    | 2  | 1 | 1 | 1  | 0  | 0  | 0  | 0   | 1  | 1   | 1  | 0-0    | 0 |
| 4/2  | Utah State         | *cf    | 3  | 0 | 0 | 0  | 0  | 0  | 0  | 0   | 0  | 0   | 1  | 0-0    | 1 |
| 4/2  | Utah State         | *cf    | 3  | 0 | 1 | 1  | 0  | 0  | 0  | 0   | 0  | 0   | 0  | 0-0    | 0 |
| 4/5  | Boise State        | *cf    | 2  | 0 | 1 | 1  | 0  | 0  | 0  | 0   | 1  | 0   | 0  | 0-0    | 0 |
| 4/6  | Boise State        | *cf    | 1  | 0 | 0 | 0  | 0  | 0  | 0  | 0   | 0  | 0   | 1  | 0-0    | 0 |
| 4/11 | Colorado State     | *cf/3b | 2  | 2 | 2 | 2  | 0  | 0  | 0  | 1   | 0  | 0   | 0  | 0-0    | 0 |
| 4/12 | Colorado State     | *3b    | 2  | 0 | 1 | 1  | 0  | 0  | 0  | 1   | 1  | 0   | 0  | 1-1    | 0 |
| 4/13 | Colorado State     | *3b    | 1  | 0 | 0 | 0  | 0  | 0  | 0  | 0   | 0  | 0   | 0  | 0-0    | 1 |
| 4/15 | UTEP               | cf     | 1  | 0 | 1 | 1  | 0  | 0  | 0  | 0   | 0  | 0   | 0  | 0-0    | 0 |
| 4/17 | at Fresno State    | *cf    | 4  | 1 | 1 | 1  | 0  | 0  | 0  | 0   | 0  | 0   | 2  | 0-0    | 0 |
| 4/18 | at Fresno State    | *cf    | 3  | 1 | 0 | 0  | 0  | 0  | 0  | 0   | 1  | 0   | 2  | 0-0    | 0 |
| 4/19 | at Fresno State    | *cf    | 4  | 0 | 0 | 0  | 0  | 0  | 0  | 0   | 0  | 0   | 2  | 0-0    | 0 |
| 4/22 | UTEP               | *cf    | 2  | 0 | 1 | 1  | 0  | 0  | 0  | 0   | 0  | 0   | 1  | 0-0    | 0 |
| 4/25 | Nevada             |        |    |   |   |    |    |    |    |     |    |     |    |        |   |
| 4/26 | Nevada             |        |    |   |   |    |    |    |    |     |    |     |    |        |   |
| 4/27 | Nevada             |        |    |   |   |    |    |    |    |     |    |     |    |        |   |
| 5/1  | UNLV               |        |    |   |   |    |    |    |    |     |    |     |    |        |   |
| 5/2  | UNLV               |        |    |   |   |    |    |    |    |     |    |     |    |        |   |
| 5/3  | UNLV               |        |    |   |   |    |    |    |    |     |    |     |    |        |   |

45-37 88 20 25 31 3 0 1 14 4 6 23 5-5 3

## CAREER STATS

| SEASON | GP | GS | AVG. | AB  | R  | H  | 2B | 3B | HR | RBI | TB | SLG% | BB | SO | HBP | OB%  | SF | SH | SB-SA | PO | A | E | FLD%  |
|--------|----|----|------|-----|----|----|----|----|----|-----|----|------|----|----|-----|------|----|----|-------|----|---|---|-------|
| 2024   | 31 | 17 | .111 | 36  | 6  | 4  | 0  | 0  | 0  | 0   | 4  | .111 | 5  | 10 | 1   | .238 | 0  | 2  | 2-2   | 25 | 0 | 0 | 1.000 |
| 2025   | 45 | 37 | .284 | 88  | 20 | 25 | 3  | 0  | 1  | 14  | 31 | .352 | 4  | 23 | 6   | .357 | 0  | 6  | 5-5   | 43 | 9 | 3 | .945  |
| TOTAL  | 76 | 54 | .234 | 124 | 26 | 29 | 3  | 0  | 1  | 14  | 35 | .282 | 9  | 33 | 7   | .321 | 0  | 8  | 7-7   | 68 | 9 | 3 | .963  |

## HIGHLIGHTS

- Leads team with 5 stolen bases and tied for lead with 6 hit-by-pitches, third in runs scored, fifth in batting average.
- Had a career-best 5-game hitting streak and 6-game streak of reaching base this season
- Double in 5th inning of March 16 game against San José State scored 2 runs to break 3-3 tie in 6-4 Lobo win.
- Started 17 games with 8 games in center, 1 in left, 7 in right and 1 as DP last season
- Played both third and in the outfield in high school
- Ranked 68th in the country for the class of 2023 by Extra Innings Softball
- Played for Athletics Wellbaum and Firecrackers Rico
- Majoring in psychology



THE 2025 LOBOS



28 Jessica DeLeon

FR • C/INF • 5-7 • L/L  
San Marcos, Texas (San Marcos HS)

SEASON BESTS

|              |   |                              |
|--------------|---|------------------------------|
| Hits         | 5 | Utah State, 4-2-25           |
| Doubles      | 2 | Utah State, 4-2-25           |
| Triples      |   |                              |
| Home Runs    | 1 | 3x, last: Penn, 3-7-25       |
| RBI          | 4 | Texas Southern, 2-22-25      |
| Runs         | 1 | 8x, last: Utah State, 4-2-25 |
| Walks        | 2 | 3x, last: Utah State, 4-2-25 |
| Stolen Bases |   |                              |

CAREER BESTS

|              |   |                              |
|--------------|---|------------------------------|
| Hits         | 5 | Utah State, 4-2-25           |
| Doubles      | 2 | Utah State, 4-2-25           |
| Triples      |   |                              |
| Home Runs    | 1 | 3x, last: Penn, 3-7-25       |
| RBI          | 4 | Texas Southern, 2-22-25      |
| Runs         | 1 | 8x, last: Utah State, 4-2-25 |
| Walks        | 2 | 3x, last: Utah State, 4-2-25 |
| Stolen Bases |   |                              |

STREAKS

|         | Current | Career Best |
|---------|---------|-------------|
| Hitting |         | 5           |
| On-Base |         | 9           |

MULTI-HIT GAMES

|      | 2 | 3 | 4 | 5+ | TOTAL |
|------|---|---|---|----|-------|
| 2025 | 9 | 1 |   | 1  | 11    |

MULTI-RBI GAMES

|      | 2 | 3 | 4 | 5+ | TOTAL |
|------|---|---|---|----|-------|
| 2025 | 4 | 2 | 1 |    | 7     |

2025 GAME-BY-GAME

| DATE | OPPONENT           | POS   | AB    | R   | H | TB | 2B | 3B | HR | RBI | BB | HBP | SO | SB-ATT | E     |
|------|--------------------|-------|-------|-----|---|----|----|----|----|-----|----|-----|----|--------|-------|
| 2/6  | Texas A&M-CC       | ph    | 0     | 0   | 0 | 0  | 0  | 0  | 0  | 0   | 1  | 0   | 0  | 0-0    | 0     |
| 2/6  | Sam Houston        | ph    | 0     | 0   | 0 | 0  | 0  | 0  | 0  | 0   | 1  | 0   | 0  | 0-0    | 0     |
| 2/7  | Houston Christian  | *dp   | 3     | 0   | 1 | 1  | 0  | 0  | 0  | 0   | 0  | 0   | 0  | 0-0    | 0     |
| 2/7  | Houston            | *c    | 1     | 0   | 1 | 1  | 0  | 0  | 0  | 1   | 1  | 0   | 0  | 0-0    | 0     |
| 2/8  | Houston Christian  | *c    | 4     | 0   | 0 | 0  | 0  | 0  | 0  | 0   | 0  | 0   | 2  | 0-0    | 0     |
| 2/8  | Houston            | *dp   | 5     | 1   | 2 | 5  | 0  | 0  | 1  | 2   | 0  | 0   | 1  | 0-0    | 0     |
| 2/9  | St. John's         | *dp   | 4     | 0   | 1 | 1  | 0  | 0  | 0  | 0   | 0  | 0   | 2  | 0-0    | 0     |
| 2/14 | Fordham            | *c    | 2     | 0   | 1 | 1  | 0  | 0  | 0  | 1   | 0  | 0   | 0  | 0-0    | 0     |
| 2/14 | St. Thomas         | *dp   | 2     | 0   | 1 | 1  | 0  | 0  | 0  | 1   | 1  | 0   | 0  | 0-0    | 0     |
| 2/15 | Texas State        | *lb   | 2     | 0   | 0 | 0  | 0  | 0  | 0  | 0   | 0  | 0   | 1  | 0-0    | 0     |
| 2/15 | St. Thomas         | *dp/c | 4     | 0   | 1 | 1  | 0  | 0  | 0  | 0   | 0  | 0   | 1  | 0-0    | 0     |
| 2/16 | Texas State        | *c/lb | 4     | 0   | 2 | 2  | 0  | 0  | 0  | 2   | 0  | 0   | 1  | 0-0    | 0     |
| 2/21 | North Dakota       | *c    | 3     | 0   | 1 | 1  | 0  | 0  | 0  | 0   | 1  | 0   | 1  | 0-0    | 0     |
| 2/22 | Texas Southern     | *dp   | 3     | 1   | 2 | 5  | 0  | 0  | 1  | 4   | 1  | 0   | 1  | 0-0    | 0     |
| 2/22 | North Dakota       | *dp   | 2     | 1   | 1 | 2  | 1  | 0  | 0  | 1   | 1  | 0   | 0  | 0-0    | 1     |
| 2/23 | Texas Southern     | *c    | 1     | 0   | 0 | 0  | 0  | 0  | 0  | 0   | 2  | 0   | 1  | 0-0    | 0     |
| 2/23 | Tarleton State     | *dp   | 3     | 0   | 0 | 0  | 0  | 0  | 0  | 0   | 0  | 0   | 1  | 0-0    | 0     |
| 2/28 | Northwestern State | *c    | 1     | 1   | 1 | 2  | 1  | 0  | 0  | 1   | 1  | 0   | 0  | 0-0    | 0     |
| 2/28 | Mississippi State  | *dp   | 3     | 0   | 0 | 0  | 0  | 0  | 0  | 0   | 0  | 0   | 1  | 0-0    | 0     |
| 3/1  | Mississippi State  | *c    | 2     | 0   | 0 | 0  | 0  | 0  | 0  | 0   | 0  | 0   | 1  | 0-0    | 0     |
| 3/1  | Alabama State      | *c    | 3     | 1   | 2 | 2  | 0  | 0  | 0  | 1   | 1  | 0   | 0  | 0-0    | 0     |
| 3/2  | Alabama State      | *c    | 2     | 1   | 2 | 3  | 1  | 0  | 0  | 1   | 2  | 0   | 0  | 0-0    | 0     |
| 3/6  | Saint Joseph's     | *c    | 2     | 0   | 1 | 2  | 1  | 0  | 0  | 3   | 0  | 0   | 0  | 0-0    | 0     |
| 3/7  | San Diego          | *c    | 1     | 0   | 1 | 1  | 0  | 0  | 0  | 0   | 1  | 0   | 0  | 0-0    | 0     |
| 3/7  | UPenn              | *c    | 3     | 1   | 1 | 4  | 0  | 0  | 1  | 1   | 0  | 0   | 0  | 0-0    | 0     |
| 3/8  | Saint Joseph's     | *c    | 2     | 0   | 0 | 0  | 0  | 0  | 0  | 0   | 1  | 0   | 0  | 0-0    | 0     |
| 3/11 | New Mexico State   | *c    | 4     | 0   | 2 | 3  | 1  | 0  | 0  | 0   | 0  | 0   | 1  | 0-0    | 0     |
| 3/14 | San José State     | *c    | 3     | 0   | 1 | 2  | 1  | 0  | 0  | 1   | 0  | 0   | 0  | 0-0    | 0     |
| 3/15 | San José State     | *c    | 4     | 0   | 3 | 4  | 1  | 0  | 0  | 1   | 0  | 0   | 0  | 0-0    | 0     |
| 3/16 | San José State     | *c    | 4     | 0   | 0 | 0  | 0  | 0  | 0  | 0   | 0  | 0   | 3  | 0-0    | 0     |
| 3/21 | San Diego State    | *c    | 3     | 0   | 0 | 0  | 0  | 0  | 0  | 0   | 0  | 0   | 0  | 0-0    | 0     |
| 3/22 | San Diego State    | *c    | 3     | 0   | 1 | 1  | 0  | 0  | 0  | 1   | 0  | 0   | 0  | 0-0    | 0     |
| 3/23 | San Diego State    | *c    | 3     | 0   | 0 | 0  | 0  | 0  | 0  | 0   | 0  | 0   | 1  | 0-0    | 0     |
| 3/25 | UC San Diego       | *c    | 3     | 0   | 1 | 1  | 0  | 0  | 0  | 1   | 0  | 0   | 0  | 0-0    | 0     |
| 4/2  | Utah State         | *c    | 5     | 1   | 5 | 7  | 2  | 0  | 0  | 3   | 0  | 0   | 0  | 0-0    | 0     |
| 4/2  | Utah State         | *c    | 2     | 0   | 2 | 2  | 0  | 0  | 0  | 1   | 2  | 0   | 0  | 0-0    | 0     |
| 4/5  | Boise State        | *c    | 2     | 0   | 0 | 0  | 0  | 0  | 0  | 1   | 0  | 0   | 0  | 0-0    | 0     |
| 4/6  | Boise State        | *c    | 4     | 0   | 2 | 2  | 0  | 0  | 0  | 2   | 0  | 0   | 0  | 0-0    | 0     |
| 4/11 | Colorado State     | *c    | 2     | 0   | 0 | 0  | 0  | 0  | 0  | 0   | 0  | 0   | 2  | 0-0    | 1     |
| 4/12 | Colorado State     | *c    | 3     | 0   | 0 | 0  | 0  | 0  | 0  | 0   | 0  | 0   | 3  | 0-0    | 0     |
| 4/13 | Colorado State     | *c    | 2     | 0   | 1 | 1  | 0  | 0  | 0  | 0   | 1  | 0   | 0  | 0-0    | 1     |
| 4/15 | UTEP               | *c    | 1     | 0   | 0 | 0  | 0  | 0  | 0  | 0   | 1  | 0   | 1  | 0-0    | 0     |
| 4/17 | at Fresno State    | *c    | 3     | 0   | 0 | 0  | 0  | 0  | 0  | 1   | 0  | 0   | 1  | 0-0    | 0     |
| 4/18 | at Fresno State    | *c    | 4     | 0   | 2 | 2  | 0  | 0  | 0  | 2   | 0  | 0   | 1  | 0-0    | 0     |
| 4/19 | at Fresno State    | *c    | 4     | 0   | 0 | 0  | 0  | 0  | 0  | 0   | 0  | 0   | 1  | 0-0    | 1     |
| 4/22 | UTEP               | *c    | 1     | 0   | 0 | 0  | 0  | 0  | 0  | 0   | 0  | 0   | 0  | 0-0    | 0     |
| 4/25 | Nevada             |       |       |     |   |    |    |    |    |     |    |     |    |        |       |
| 4/26 | Nevada             |       |       |     |   |    |    |    |    |     |    |     |    |        |       |
| 4/27 | Nevada             |       |       |     |   |    |    |    |    |     |    |     |    |        |       |
| 5/1  | UNLV               |       |       |     |   |    |    |    |    |     |    |     |    |        |       |
| 5/2  | UNLV               |       |       |     |   |    |    |    |    |     |    |     |    |        |       |
| 5/3  | UNLV               |       |       |     |   |    |    |    |    |     |    |     |    |        |       |
|      |                    |       | 46-44 | 122 | 8 | 42 | 60 | 9  | 0  | 3   | 33 | 19  | 0  | 28     | 0-0 4 |

CAREER STATS

| SEASON | GP | GS | AVG. | AB  | R | H  | 2B | 3B | HR | RBI | TB | SLG% | BB | SO | HBP | OB%  | SF | SH | SB-SA | PO  | A | E | FLD% |
|--------|----|----|------|-----|---|----|----|----|----|-----|----|------|----|----|-----|------|----|----|-------|-----|---|---|------|
| 2025   | 46 | 44 | .344 | 122 | 8 | 42 | 9  | 0  | 3  | 33  | 60 | .492 | 19 | 28 | 0   | .418 | 5  | 0  | 0-0   | 167 | 9 | 4 | .978 |
| TOTAL  | 46 | 44 | .344 | 122 | 8 | 42 | 9  | 0  | 3  | 33  | 60 | .492 | 19 | 28 | 0   | .418 | 5  | 0  | 0-0   | 167 | 9 | 4 | .978 |

HIGHLIGHTS

- Named MW Freshman of the Week on April 7
- Holds team lead in RBI and sac flies. Second in walks and slugging %. Tied for team lead in home runs and fourth in hits, on-base %, batting average and total bases.
- Went 5-5 in first game at Utah State, the only Lobo in program history to go 5-5 in a game and with the most hits in a game by a Lobo.
- Walked off the Lobos in the March 15 game against San José State with single to right in 5-4 Lobo win.
- Had 2 clutch hits against Houston on Feb. 8, with a single with 2 outs in the 7th tying the game at 3. Hit a HR in the top of the 10th to give UNM 4-3 lead.
- Undecided on major
- Named as a second team all-district catcher in 2022, a 27-6A first team all-district catcher in 2023, team MVP and to the All-Central Texas Third Team Catcher by the Austin American Statesman in 2023

# THE 2025 LOBOS


**33 Sydney Carithers**

SR • C/INF • 5-6 • R/R  
Fort Worth, Texas (Stephen F. Austin)

## SEASON BESTS

|              |   |                                 |
|--------------|---|---------------------------------|
| Hits         | 3 | Houston, 2-8-25                 |
| Doubles      | 2 | UCSD, 3-25-25                   |
| Triples      |   |                                 |
| Home Runs    | 1 | 3x, last: UTEP, 4-22-25         |
| RBI          | 3 | Utah State, 4-2-25              |
| Runs         | 1 | 14x, last: UTEP, 4-22-25        |
| Walks        | 2 | San Diego State, 3-22-25        |
| Stolen Bases | 1 | 2x, last: North Dakota, 2-21-25 |

## CAREER BESTS

|              |   |                                  |
|--------------|---|----------------------------------|
| Hits         | 3 | 2x, last: Houston, 2-8-25        |
| Doubles      | 2 | UCSD, 3-25-25                    |
| Triples      | 1 | Missouri St., 2-20-22            |
| Home Runs    | 1 | 7x, last: UTEP, 4-22-25          |
| RBI          | 4 | Southern Utah, 4-1-23            |
| Runs         | 2 | 3x, last: Marist, 2-16-24        |
| Walks        | 2 | 5x, last: San Diego St., 3-22-25 |
| Stolen Bases | 1 | 6x, last: North Dakota, 2-21-25  |

## STREAKS (AT UNM)

|         | Current | Career Best |
|---------|---------|-------------|
| Hitting | 1       | 4           |
| On-Base | 5       | 5           |

## MULTI-HIT GAMES

|      | 2 | 3 | 4 | 5+ | TOTAL |
|------|---|---|---|----|-------|
| 2022 | 7 | 1 | - | -  | 8     |
| 2023 | 6 | - | - | -  | 6     |
| 2024 | 1 | - | - | -  | 1     |
| 2025 | 5 | 1 | - | -  | 6     |

## MULTI-RBI GAMES

|      | 2 | 3 | 4 | 5+ | TOTAL |
|------|---|---|---|----|-------|
| 2022 | 3 | - | - | -  | 3     |
| 2023 | 1 | - | 1 | -  | 2     |
| 2024 | 2 | - | - | -  | 2     |
| 2025 |   | 1 | - | -  | 1     |

## 2025 GAME-BY-GAME

| DATE | OPPONENT           | POS    | AB    | R   | H  | TB | 2B | 3B | HR | RBI | BB | HBP | SO | SB-ATT | E   |   |
|------|--------------------|--------|-------|-----|----|----|----|----|----|-----|----|-----|----|--------|-----|---|
| 2/6  | Texas A&M-CC       | *c     | 2     | 0   | 0  | 0  | 0  | 0  | 0  | 0   | 0  | 0   | 1  | 0-0    | 0   |   |
| 2/6  | Sam Houston        | *c     | 1     | 0   | 0  | 0  | 0  | 0  | 0  | 0   | 1  | 0   | 0  | 0-0    | 0   |   |
| 2/7  | Houston Christian  | *c     | 2     | 0   | 0  | 0  | 0  | 0  | 0  | 0   | 0  | 0   | 0  | 0-0    | 0   |   |
| 2/7  | Houston            | *3b/c  | 3     | 1   | 0  | 0  | 0  | 0  | 0  | 0   | 0  | 1   | 0  | 0-0    | 0   |   |
| 2/8  | Houston Christian  | *3b    | 2     | 1   | 0  | 0  | 0  | 0  | 0  | 0   | 0  | 1   | 0  | 0-0    | 0   |   |
| 2/8  | Houston            | *c     | 5     | 0   | 3  | 3  | 0  | 0  | 0  | 1   | 0  | 0   | 0  | 0-0    | 1   |   |
| 2/9  | St. John's         | *c     | 1     | 0   | 0  | 0  | 0  | 0  | 0  | 1   | 1  | 0   | 0  | 1-1    | 0   |   |
| 2/14 | Fordham            | *3b    | 3     | 0   | 0  | 0  | 0  | 0  | 0  | 0   | 0  | 0   | 0  | 0-0    | 0   |   |
| 2/14 | St. Thomas         | *c     | 2     | 1   | 0  | 0  | 0  | 0  | 0  | 0   | 1  | 0   | 1  | 0-0    | 0   |   |
| 2/15 | Texas State        | *c     | 2     | 0   | 0  | 0  | 0  | 0  | 0  | 0   | 0  | 0   | 1  | 0-0    | 0   |   |
| 2/15 | St. Thomas         | *c/3b  | 2     | 0   | 1  | 1  | 0  | 0  | 0  | 0   | 0  | 0   | 0  | 0-0    | 0   |   |
| 2/16 | Texas State        | c      | 2     | 0   | 0  | 0  | 0  | 0  | 0  | 0   | 0  | 0   | 1  | 0-0    | 0   |   |
| 2/21 | North Dakota       | *3b    | 1     | 1   | 0  | 0  | 0  | 0  | 0  | 0   | 1  | 1   | 0  | 1-1    | 0   |   |
| 2/22 | Texas Southern     | *c     | 4     | 1   | 1  | 1  | 0  | 0  | 0  | 0   | 0  | 0   | 0  | 0-0    | 0   |   |
| 2/22 | North Dakota       | *c     | 2     | 1   | 1  | 4  | 0  | 0  | 1  | 1   | 1  | 0   | 0  | 0-0    | 0   |   |
| 2/23 | Texas Southern     | *3b    | 2     | 0   | 0  | 0  | 0  | 0  | 0  | 0   | 0  | 0   | 0  | 0-0    | 0   |   |
| 2/23 | Tarleton State     | *c     | 1     | 0   | 0  | 0  | 0  | 0  | 0  | 0   | 0  | 0   | 1  | 0-0    | 0   |   |
| 2/28 | Northwestern State | *3b    | 2     | 0   | 1  | 2  | 1  | 0  | 0  | 1   | 0  | 1   | 0  | 0-0    | 0   |   |
| 2/28 | Mississippi State  | *c     | 3     | 0   | 1  | 1  | 0  | 0  | 0  | 0   | 0  | 0   | 0  | 0-0    | 0   |   |
| 3/1  | Mississippi State  | *2b    | 3     | 0   | 0  | 0  | 0  | 0  | 0  | 0   | 0  | 0   | 1  | 0-0    | 0   |   |
| 3/1  | Alabama State      | *3b/2b | 2     | 0   | 0  | 0  | 0  | 0  | 0  | 0   | 0  | 0   | 0  | 0-0    | 1   |   |
| 3/2  | Alabama State      | *3b    | 2     | 0   | 0  | 0  | 0  | 0  | 0  | 0   | 0  | 1   | 0  | 0-0    | 0   |   |
| 3/6  | Saint Joseph's     | *2b    | 2     | 1   | 1  | 2  | 1  | 0  | 0  | 0   | 1  | 0   | 1  | 0-0    | 0   |   |
| 3/7  | San Diego          | *2b    | 2     | 0   | 0  | 0  | 0  | 0  | 0  | 0   | 0  | 0   | 0  | 0-0    | 0   |   |
| 3/7  | UPenn              | *2b    | 2     | 0   | 0  | 0  | 0  | 0  | 0  | 0   | 0  | 0   | 0  | 0-0    | 1   |   |
| 3/8  | Saint Joseph's     | *2b    | 1     | 1   | 0  | 0  | 0  | 0  | 0  | 0   | 0  | 0   | 0  | 0-0    | 0   |   |
| 3/11 | New Mexico State   | *2b/3b | 1     | 0   | 0  | 0  | 0  | 0  | 0  | 0   | 1  | 0   | 0  | 0-0    | 0   |   |
| 3/14 | San José State     | *2b    | 2     | 0   | 0  | 0  | 0  | 0  | 0  | 0   | 0  | 0   | 0  | 0-0    | 0   |   |
| 3/15 | San José State     | *3b    | 2     | 1   | 1  | 1  | 0  | 0  | 0  | 0   | 1  | 0   | 0  | 0-0    | 0   |   |
| 3/16 | San José State     | *3b    | 2     | 0   | 0  | 0  | 0  | 0  | 0  | 0   | 0  | 0   | 0  | 0-0    | 0   |   |
| 3/21 | San Diego State    | *3b    | 2     | 0   | 1  | 1  | 0  | 0  | 0  | 0   | 1  | 0   | 0  | 0-0    | 0   |   |
| 3/22 | San Diego State    | *3b    | 1     | 0   | 1  | 1  | 0  | 0  | 0  | 0   | 2  | 0   | 0  | 0-0    | 0   |   |
| 3/23 | San Diego State    | *3b    | 2     | 1   | 1  | 4  | 0  | 0  | 1  | 1   | 0  | 0   | 0  | 0-0    | 1   |   |
| 3/25 | UC San Diego       | *2b    | 3     | 1   | 2  | 4  | 2  | 0  | 0  | 1   | 1  | 0   | 0  | 0-0    | 0   |   |
| 4/2  | Utah State         | *3b    | 6     | 0   | 0  | 0  | 0  | 0  | 0  | 0   | 0  | 0   | 3  | 0-0    | 0   |   |
| 4/2  | Utah State         | *3b    | 2     | 1   | 2  | 3  | 1  | 0  | 0  | 3   | 0  | 0   | 0  | 0-0    | 0   |   |
| 4/5  | Boise State        | *3b    | 1     | 0   | 0  | 0  | 0  | 0  | 0  | 0   | 1  | 0   | 0  | 0-0    | 0   |   |
| 4/6  | Boise State        | *3b    | 2     | 0   | 0  | 0  | 0  | 0  | 0  | 0   | 0  | 0   | 0  | 0-0    | 0   |   |
| 4/11 | Colorado State     | *3b/2b | 3     | 0   | 1  | 1  | 0  | 0  | 0  | 0   | 0  | 0   | 0  | 0-0    | 0   |   |
| 4/12 | Colorado State     | *2b/c  | 2     | 0   | 0  | 0  | 0  | 0  | 0  | 0   | 1  | 0   | 0  | 0-0    | 0   |   |
| 4/13 | Colorado State     | *2b/3b | 3     | 0   | 0  | 0  | 0  | 0  | 0  | 0   | 0  | 0   | 1  | 0-0    | 0   |   |
| 4/15 | UTEP               | *3b    | 2     | 0   | 1  | 2  | 1  | 0  | 0  | 0   | 0  | 0   | 0  | 0-0    | 0   |   |
| 4/17 | at Fresno State    | *3b    | 3     | 1   | 2  | 3  | 1  | 0  | 0  | 1   | 0  | 0   | 0  | 0-0    | 0   |   |
| 4/18 | at Fresno State    | *3b    | 3     | 0   | 2  | 3  | 1  | 0  | 0  | 1   | 0  | 0   | 1  | 0-0    | 0   |   |
| 4/19 | at Fresno State    | *3b    | 3     | 0   | 0  | 0  | 0  | 0  | 0  | 0   | 0  | 1   | 3  | 0-0    | 0   |   |
| 4/22 | UTEP               | *3b    | 4     | 1   | 2  | 5  | 0  | 0  | 1  | 1   | 0  | 0   | 1  | 0-1    | 0   |   |
| 4/25 | Nevada             |        |       |     |    |    |    |    |    |     |    |     |    |        |     |   |
| 4/26 | Nevada             |        |       |     |    |    |    |    |    |     |    |     |    |        |     |   |
| 4/27 | Nevada             |        |       |     |    |    |    |    |    |     |    |     |    |        |     |   |
| 5/1  | UNLV               |        |       |     |    |    |    |    |    |     |    |     |    |        |     |   |
| 5/2  | UNLV               |        |       |     |    |    |    |    |    |     |    |     |    |        |     |   |
| 5/3  | UNLV               |        |       |     |    |    |    |    |    |     |    |     |    |        |     |   |
|      |                    |        | 46-45 | 105 | 14 | 25 | 42 | 8  | 0  | 3   | 13 | 14  | 6  | 16     | 2-3 | 4 |

## CAREER STATS

| SEASON | GP  | GS  | AVG. | AB  | R  | H   | 2B | 3B | HR | RBI | TB  | SLG% | BB | SO | HBP | OB%  | SF | SH | SB-SA | PO  | A   | E  | FLD% |
|--------|-----|-----|------|-----|----|-----|----|----|----|-----|-----|------|----|----|-----|------|----|----|-------|-----|-----|----|------|
| 2022*  | 55  | 53  | .245 | 155 | 11 | 38  | 6  | 1  | 2  | 16  | 52  | .335 | 8  | 33 | 1   | .285 | 1  | 2  | 0-0   | 112 | 50  | 5  | .970 |
| 2023*  | 51  | 50  | .212 | 118 | 19 | 25  | 4  | 0  | 2  | 13  | 35  | .297 | 10 | 18 | 4   | .293 | 1  | 2  | 1-2   | 112 | 80  | 10 | .950 |
| 2024   | 53  | 51  | .173 | 104 | 10 | 18  | 3  | 0  | 0  | 9   | 21  | .202 | 12 | 17 | 4   | .281 | 1  | 4  | 3-4   | 97  | 68  | 12 | .932 |
| 2025   | 46  | 45  | .238 | 105 | 14 | 25  | 8  | 0  | 3  | 13  | 42  | .400 | 14 | 16 | 6   | .357 | 1  | 4  | 2-3   | 103 | 53  | 4  | .975 |
| TOTAL  | 205 | 199 | .220 | 482 | 54 | 106 | 21 | 1  | 7  | 51  | 150 | .311 | 44 | 84 | 15  | .303 | 4  | 12 | 6-9   | 424 | 251 | 31 | .956 |

\*at SFA

## HIGHLIGHTS

- Member of the Leadership Council
- Played at SFA for 2 seasons, graduated from Brewer High School in 2021
- Recorded a hit in 19 games with multiple hits in six games and at least one RBI in nine games in 2023
- Threw out 5 runners sophomore season
- Threw out 4 runners last season with 2 against Houston Christian
- Started 23 games at third, 10 at second and 12 behind the plate this season
- Started 36 games at third, 15 games at catcher last season
- Posted a hit in 28 games with 2 five-game hitting streaks, 8 multi-hit games and drove in a run in 13 games as a freshman
- Played for Coach Dickson her freshman season
- Majoring in liberal arts

THE 2025 LOBOS



34 Miracle McKenzie

FR • INF • 5-10 • R/R  
Long Beach, Calif. (St. Anthony HS)

SEASON BESTS

|              |   |                                  |
|--------------|---|----------------------------------|
| Hits         | 2 | 4x, last: Boise State, 4-6-25    |
| Doubles      | 1 | 4x, last: San Diego St., 3-23-25 |
| Triples      |   |                                  |
| Home Runs    | 1 | 3x, last : Utah State, 4-2-25    |
| RBI          | 3 | Alabama State, 3-1-25            |
| Runs         | 2 | Texas Southern, 2-23-25          |
| Walks        | 2 | St. Joseph's, 3-8-25             |
| Stolen Bases |   |                                  |

CAREER BESTS

|              |   |                                  |
|--------------|---|----------------------------------|
| Hits         | 2 | 4x, last: Boise State, 4-6-25    |
| Doubles      | 1 | 4x, last: San Diego St., 3-23-25 |
| Triples      |   |                                  |
| Home Runs    | 1 | 3x, last : Utah State, 4-2-25    |
| RBI          | 3 | Alabama State, 3-1-25            |
| Runs         | 2 | Texas Southern, 2-23-25          |
| Walks        | 2 | St. Joseph's, 3-8-25             |
| Stolen Bases |   |                                  |

STREAKS

|         | Current | Career Best |
|---------|---------|-------------|
| Hitting |         | 8           |
| On-Base | 2       | 8           |

MULTI-HIT GAMES

|      | 2 | 3 | 4 | 5+ | TOTAL |
|------|---|---|---|----|-------|
| 2025 | 4 |   |   |    | 4     |

MULTI-RBI GAMES

|      | 2 | 3 | 4 | 5+ | TOTAL |
|------|---|---|---|----|-------|
| 2025 | 8 | 1 |   |    | 9     |

2025 GAME-BY-GAME

| DATE | OPPONENT           | POS   | AB    | R   | H | TB | 2B             | 3B | HR | RBI | BB | HBP | SO | SB-ATT | E   |   |
|------|--------------------|-------|-------|-----|---|----|----------------|----|----|-----|----|-----|----|--------|-----|---|
| 2/6  | Texas A&M-CC       | *1b   | 2     | 1   | 0 | 0  | 0              | 0  | 0  | 0   | 0  | 1   | 0  | 0-0    | 0   |   |
| 2/6  | Sam Houston        | *1b   | 3     | 0   | 0 | 0  | 0              | 0  | 0  | 0   | 0  | 0   | 1  | 0-0    | 0   |   |
| 2/7  | Houston Christian  | *1b   | 3     | 0   | 1 | 1  | 0              | 0  | 0  | 1   | 0  | 0   | 0  | 0-0    | 0   |   |
| 2/7  | Houston            | *1b   | 4     | 0   | 1 | 1  | 0              | 0  | 0  | 0   | 0  | 0   | 0  | 0-0    | 0   |   |
| 2/8  | Houston Christian  | *1b   | 3     | 0   | 1 | 1  | 0              | 0  | 0  | 2   | 0  | 0   | 1  | 0-0    | 0   |   |
| 2/8  | Houston            | *1b   | 5     | 0   | 1 | 1  | 0              | 0  | 0  | 0   | 0  | 0   | 1  | 0-0    | 0   |   |
| 2/9  | St. John's         | *1b   | 2     | 0   | 0 | 0  | 0              | 0  | 0  | 0   | 0  | 1   | 0  | 0-0    | 0   |   |
| 2/14 | Fordham            | *1b   | 3     | 0   | 0 | 0  | 0              | 0  | 0  | 0   | 0  | 0   | 0  | 0-0    | 1   |   |
| 2/14 | St. Thomas         |       |       |     |   |    | -Did Not Play- |    |    |     |    |     |    |        |     |   |
| 2/15 | Texas State        | ph/lb | 1     | 0   | 0 | 0  | 0              | 0  | 0  | 0   | 0  | 0   | 1  | 0-0    | 0   |   |
| 2/15 | St. Thomas         |       |       |     |   |    | -Did Not Play- |    |    |     |    |     |    |        |     |   |
| 2/16 | Texas State        | *1b   | 1     | 0   | 0 | 0  | 0              | 0  | 0  | 0   | 0  | 0   | 1  | 0-0    | 0   |   |
| 2/21 | North Dakota       | *1b   | 1     | 0   | 1 | 2  | 1              | 0  | 0  | 0   | 1  | 0   | 0  | 0-0    | 0   |   |
| 2/22 | Texas Southern     | *1b   | 3     | 0   | 1 | 1  | 0              | 0  | 0  | 0   | 0  | 0   | 0  | 0-0    | 0   |   |
| 2/22 | North Dakota       | *1b   | 3     | 0   | 1 | 1  | 0              | 0  | 0  | 1   | 0  | 0   | 0  | 0-0    | 0   |   |
| 2/23 | Texas Southern     | *1b   | 3     | 2   | 1 | 1  | 0              | 0  | 0  | 1   | 1  | 0   | 0  | 0-0    | 0   |   |
| 2/23 | Tarleton State     | *1b   | 2     | 0   | 0 | 0  | 0              | 0  | 0  | 0   | 1  | 0   | 1  | 0-0    | 0   |   |
| 2/28 | Northwestern State | *1b   | 2     | 0   | 1 | 1  | 0              | 0  | 0  | 2   | 0  | 0   | 0  | 0-0    | 0   |   |
| 2/28 | Mississippi State  | *1b   | 2     | 0   | 0 | 0  | 0              | 0  | 0  | 0   | 0  | 0   | 0  | 0-0    | 0   |   |
| 3/1  | Mississippi State  | *1b   | 4     | 0   | 2 | 2  | 0              | 0  | 0  | 0   | 0  | 0   | 0  | 0-0    | 0   |   |
| 3/1  | Alabama State      | *1b   | 4     | 1   | 2 | 5  | 0              | 0  | 1  | 3   | 0  | 0   | 0  | 0-0    | 0   |   |
| 3/2  | Alabama State      | *1b   | 3     | 0   | 1 | 1  | 0              | 0  | 0  | 0   | 1  | 0   | 0  | 0-0    | 0   |   |
| 3/6  | Saint Joseph's     | *1b   | 4     | 0   | 0 | 0  | 0              | 0  | 0  | 0   | 0  | 0   | 0  | 0-0    | 0   |   |
| 3/7  | San Diego          | *1b   | 2     | 0   | 1 | 1  | 0              | 0  | 0  | 1   | 1  | 0   | 0  | 0-0    | 0   |   |
| 3/7  | UPenn              | *1b   | 3     | 1   | 2 | 5  | 0              | 0  | 1  | 2   | 0  | 0   | 0  | 0-0    | 0   |   |
| 3/8  | Saint Joseph's     | *1b   | 1     | 0   | 1 | 2  | 1              | 0  | 0  | 2   | 2  | 0   | 0  | 0-0    | 0   |   |
| 3/11 | New Mexico State   | *1b   | 4     | 0   | 1 | 2  | 1              | 0  | 0  | 2   | 0  | 0   | 0  | 0-0    | 0   |   |
| 3/14 | San José State     | *1b   | 2     | 0   | 1 | 1  | 0              | 0  | 0  | 2   | 1  | 0   | 0  | 0-0    | 0   |   |
| 3/15 | San José State     | *1b   | 3     | 0   | 1 | 1  | 0              | 0  | 0  | 2   | 0  | 0   | 0  | 0-0    | 0   |   |
| 3/16 | San José State     | *1b   | 2     | 0   | 1 | 1  | 0              | 0  | 0  | 0   | 1  | 0   | 0  | 0-0    | 0   |   |
| 3/21 | San Diego State    | *1b   | 3     | 0   | 1 | 1  | 0              | 0  | 0  | 0   | 0  | 0   | 1  | 0-0    | 0   |   |
| 3/22 | San Diego State    | *1b   | 3     | 0   | 0 | 0  | 0              | 0  | 0  | 1   | 0  | 0   | 0  | 0-0    | 0   |   |
| 3/23 | San Diego State    | *1b   | 3     | 0   | 1 | 2  | 1              | 0  | 0  | 0   | 0  | 0   | 0  | 0-0    | 0   |   |
| 3/25 | UC San Diego       | *1b   | 2     | 0   | 0 | 0  | 0              | 0  | 0  | 0   | 1  | 1   | 1  | 0-0    | 0   |   |
| 4/2  | Utah State         | *1b   | 5     | 1   | 1 | 4  | 0              | 0  | 1  | 2   | 1  | 0   | 1  | 0-0    | 0   |   |
| 4/2  | Utah State         | *1b   | 2     | 0   | 0 | 0  | 0              | 0  | 0  | 1   | 1  | 0   | 1  | 0-0    | 0   |   |
| 4/5  | Boise State        | *1b   | 2     | 0   | 0 | 0  | 0              | 0  | 0  | 0   | 0  | 1   | 0  | 0-0    | 0   |   |
| 4/6  | Boise State        | *1b   | 3     | 0   | 2 | 2  | 0              | 0  | 0  | 0   | 1  | 0   | 0  | 0-0    | 0   |   |
| 4/11 | Colorado State     | *1b   | 3     | 0   | 1 | 1  | 0              | 0  | 0  | 0   | 0  | 0   | 0  | 0-0    | 0   |   |
| 4/12 | Colorado State     | *1b   | 2     | 1   | 0 | 0  | 0              | 0  | 0  | 0   | 1  | 0   | 0  | 0-0    | 0   |   |
| 4/13 | Colorado State     | *1b   | 3     | 0   | 0 | 0  | 0              | 0  | 0  | 0   | 0  | 0   | 0  | 0-0    | 0   |   |
| 4/15 | UTEP               | *1b   | 3     | 0   | 1 | 1  | 0              | 0  | 0  | 0   | 0  | 0   | 0  | 0-0    | 0   |   |
| 4/17 | at Fresno State    | *1b   | 4     | 0   | 1 | 1  | 0              | 0  | 0  | 0   | 0  | 0   | 0  | 0-0    | 0   |   |
| 4/18 | at Fresno State    | *1b   | 4     | 0   | 0 | 0  | 0              | 0  | 0  | 0   | 0  | 0   | 3  | 0-0    | 0   |   |
| 4/19 | at Fresno State    | *1b   | 1     | 0   | 0 | 0  | 0              | 0  | 0  | 0   | 0  | 2   | 0  | 0-0    | 0   |   |
| 4/22 | UTEP               | *1b   | 3     | 0   | 0 | 0  | 0              | 0  | 0  | 0   | 1  | 0   | 0  | 0-0    | 0   |   |
| 4/25 | Nevada             |       |       |     |   |    |                |    |    |     |    |     |    |        |     |   |
| 4/26 | Nevada             |       |       |     |   |    |                |    |    |     |    |     |    |        |     |   |
| 4/27 | Nevada             |       |       |     |   |    |                |    |    |     |    |     |    |        |     |   |
| 5/1  | UNLV               |       |       |     |   |    |                |    |    |     |    |     |    |        |     |   |
| 5/2  | UNLV               |       |       |     |   |    |                |    |    |     |    |     |    |        |     |   |
| 5/3  | UNLV               |       |       |     |   |    |                |    |    |     |    |     |    |        |     |   |
|      |                    |       | 44-43 | 121 | 7 | 30 | 43             | 4  | 0  | 3   | 25 | 15  | 6  | 13     | 0-0 | 1 |

CAREER STATS

| SEASON | GP | GS | AVG. | AB  | R | H  | 2B | 3B | HR | RBI | TB | SLG% | BB | SO | HBP | OB%  | SF | SH | SB-SA | PO  | A | E | FLD% |
|--------|----|----|------|-----|---|----|----|----|----|-----|----|------|----|----|-----|------|----|----|-------|-----|---|---|------|
| 2025   | 44 | 43 | .248 | 121 | 7 | 30 | 4  | 0  | 3  | 25  | 43 | .355 | 15 | 13 | 6   | .357 | 1  | 0  | 0-0   | 247 | 8 | 1 | .996 |
| TOTAL  | 44 | 43 | .248 | 121 | 7 | 30 | 4  | 0  | 3  | 25  | 43 | .355 | 15 | 13 | 6   | .357 | 1  | 0  | 0-0   | 247 | 8 | 1 | .996 |

HIGHLIGHTS

- Named MW Freshman of the Week on March 17, 2025
- First career hit scored the game-winning run at HCU on Feb. 7
- First home run walked off the Lobos against Alabama State on March 1
- Leads the team with 9 multi-RBI games, including 2 RBI in 5 consecutive games (March 7-March 15). Second on team in RBI, tied for the team high in home runs.
- Won the 2022 Division 3 Del Ray League and the Division 3 CIF State Championship
- Named to the Del Rey All-League First Team and the MVP in 2022
- Ranked 33rd in the Extra Inning Class of 2024 in 2022 after being ranked 69th in the 2021 rankings
- Majoring in business administration.



# THE 2025 LOBOS



**38 Keyannah Chavez**

JR • OF • 5-1 • L/L

Leander, Texas (Glen HS)

## SEASON BESTS

|              |   |                                 |
|--------------|---|---------------------------------|
| Hits         | 2 | Houston, 2-8-25                 |
| Doubles      | 1 | 2x, last: Colorado St., 4-12-25 |
| Triples      | 1 | Texas A&M-CC, 2-6-25            |
| Home Runs    |   |                                 |
| RBI          | 2 | 2x, last: Colorado St., 4-12-25 |
| Runs         | 2 | St. Thomas, 2-14-25             |
| Walks        | 2 | St. Thomas, 2-14-25             |
| Stolen Bases |   |                                 |

## CAREER BESTS

|              |   |                                  |
|--------------|---|----------------------------------|
| Hits         | 3 | 5x, last: GCU, 3-2-24            |
| Doubles      | 1 | 13x, last: Colorado St., 4-12-25 |
| Triples      | 1 | 6x, last: Texas A&M-CC, 2-6-25   |
| Home Runs    | 1 | 8x, last: Fresno State, 5-4-24   |
| RBI          | 4 | 2x, last: Texas Tech, 3-12-24    |
| Runs         | 3 | 2x, last: Tennessee St., 2-9-24  |
| Walks        | 3 | Utah State, 3-17-23              |
| Stolen Bases | 3 | Tennessee State, 2-9-24          |

## STREAKS

|         | Current | Career Best |
|---------|---------|-------------|
| Hitting |         | 7           |
| On-Base | 4       | 16          |

## MULTI-HIT GAMES

|      | 2  | 3 | 4 | 5+ | TOTAL |
|------|----|---|---|----|-------|
| 2023 | 10 | 2 | - | -  | 12    |
| 2024 | 10 | 3 |   |    | 13    |
| 2025 | 1  |   |   |    | 1     |

## MULTI-RBI GAMES

|      | 2 | 3 | 4 | 5+ | TOTAL |
|------|---|---|---|----|-------|
| 2023 | 4 | - | 1 | -  | 5     |
| 2024 | 6 |   | 1 |    | 7     |
| 2025 | 2 |   |   |    | 2     |

## 2025 GAME-BY-GAME

| DATE | OPPONENT           | POS    | AB    | R  | H  | TB             | 2B | 3B | HR | RBI | BB | HBP | SO | SB-ATT | E   |   |
|------|--------------------|--------|-------|----|----|----------------|----|----|----|-----|----|-----|----|--------|-----|---|
| 2/6  | Texas A&M-CC       | *rf    | 3     | 1  | 1  | 3              | 0  | 1  | 0  | 1   | 0  | 0   | 0  | 0-0    | 0   |   |
| 2/6  | Sam Houston        | *rf/lf | 3     | 0  | 0  | 0              | 0  | 0  | 0  | 0   | 0  | 0   | 0  | 0-0    | 0   |   |
| 2/7  | Houston Christian  | *lf    | 3     | 1  | 0  | 0              | 0  | 0  | 0  | 0   | 0  | 0   | 0  | 0-0    | 0   |   |
| 2/7  | Houston            | *lf    | 5     | 1  | 1  | 1              | 0  | 0  | 0  | 0   | 0  | 0   | 1  | 0-0    | 0   |   |
| 2/8  | Houston Christian  | *lf    | 3     | 1  | 0  | 0              | 0  | 0  | 0  | 0   | 1  | 0   | 2  | 0-0    | 0   |   |
| 2/8  | Houston            | *lf    | 5     | 1  | 2  | 2              | 0  | 0  | 0  | 0   | 0  | 0   | 1  | 0-0    | 0   |   |
| 2/9  | St. John's         | *lf    | 2     | 1  | 0  | 0              | 0  | 0  | 0  | 0   | 0  | 0   | 1  | 0-0    | 0   |   |
| 2/14 | Fordham            | *lf    | 2     | 0  | 1  | 1              | 0  | 0  | 0  | 0   | 1  | 0   | 0  | 0-0    | 1   |   |
| 2/14 | St. Thomas         | *lf    | 2     | 2  | 1  | 1              | 0  | 0  | 0  | 0   | 2  | 0   | 0  | 0-0    | 0   |   |
| 2/15 | Texas State        | *lf    | 3     | 0  | 0  | 0              | 0  | 0  | 0  | 0   | 0  | 0   | 1  | 0-0    | 0   |   |
| 2/15 | St. Thomas         | *lf    | 3     | 0  | 0  | 0              | 0  | 0  | 0  | 0   | 0  | 0   | 2  | 0-0    | 0   |   |
| 2/16 | Texas State        | *lf    | 1     | 0  | 0  | 0              | 0  | 0  | 0  | 0   | 0  | 0   | 1  | 0-0    | 0   |   |
| 2/21 | North Dakota       | *dp    | 2     | 0  | 0  | 0              | 0  | 0  | 0  | 0   | 0  | 0   | 1  | 0-0    | 0   |   |
| 2/22 | Texas Southern     | ph     | 1     | 0  | 0  | 0              | 0  | 0  | 0  | 0   | 0  | 0   | 0  | 0-0    | 0   |   |
| 2/22 | North Dakota       |        |       |    |    | -Did Not Play- |    |    |    |     |    |     |    |        |     |   |
| 2/23 | Texas Southern     | ph/rf  | 1     | 1  | 1  | 2              | 1  | 0  | 0  | 2   | 0  | 0   | 0  | 0-0    | 0   |   |
| 2/23 | Tarleton State     | *lf    | 2     | 0  | 0  | 0              | 0  | 0  | 0  | 0   | 0  | 0   | 2  | 0-0    | 0   |   |
| 2/28 | Northwestern State |        |       |    |    | -Did Not Play- |    |    |    |     |    |     |    |        |     |   |
| 2/28 | Mississippi State  | ph     | 1     | 0  | 0  | 0              | 0  | 0  | 0  | 0   | 0  | 0   | 1  | 0-0    | 0   |   |
| 3/1  | Mississippi State  | ph     | 0     | 0  | 0  | 0              | 0  | 0  | 0  | 0   | 1  | 0   | 0  | 0-0    | 0   |   |
| 3/1  | Alabama State      |        |       |    |    | -Did Not Play- |    |    |    |     |    |     |    |        |     |   |
| 3/2  | Alabama State      | ph     | 0     | 1  | 0  | 0              | 0  | 0  | 0  | 0   | 1  | 0   | 0  | 0-0    | 0   |   |
| 3/6  | Saint Joseph's     | ph     | 1     | 0  | 0  | 0              | 0  | 0  | 0  | 0   | 0  | 0   | 0  | 0-0    | 0   |   |
| 3/7  | San Diego          | ph     | 1     | 0  | 0  | 0              | 0  | 0  | 0  | 0   | 0  | 0   | 0  | 0-0    | 0   |   |
| 3/7  | UPenn              | *dp    | 2     | 0  | 0  | 0              | 0  | 0  | 0  | 0   | 0  | 0   | 0  | 0-0    | 0   |   |
| 3/8  | Saint Joseph's     |        |       |    |    | -Did Not Play- |    |    |    |     |    |     |    |        |     |   |
| 3/11 | New Mexico State   | ph/lf  | 1     | 0  | 0  | 0              | 0  | 0  | 0  | 0   | 0  | 0   | 0  | 0-0    | 0   |   |
| 3/14 | San José State     | ph     | 1     | 0  | 0  | 0              | 0  | 0  | 0  | 0   | 0  | 0   | 0  | 0-0    | 0   |   |
| 3/15 | San José State     | ph     | 1     | 0  | 0  | 0              | 0  | 0  | 0  | 0   | 0  | 0   | 0  | 0-0    | 0   |   |
| 3/16 | San José State     | ph     | 1     | 0  | 0  | 0              | 0  | 0  | 0  | 0   | 0  | 0   | 0  | 0-0    | 0   |   |
| 3/21 | San Diego State    | ph     | 1     | 0  | 0  | 0              | 0  | 0  | 0  | 0   | 0  | 0   | 0  | 0-0    | 0   |   |
| 3/22 | San Diego State    |        |       |    |    | -Did Not Play- |    |    |    |     |    |     |    |        |     |   |
| 3/23 | San Diego State    | ph/lf  | 1     | 0  | 0  | 0              | 0  | 0  | 0  | 0   | 0  | 0   | 1  | 0-0    | 0   |   |
| 3/25 | UC San Diego       |        |       |    |    | -Did Not Play- |    |    |    |     |    |     |    |        |     |   |
| 4/2  | Utah State         |        |       |    |    | -Did Not Play- |    |    |    |     |    |     |    |        |     |   |
| 4/2  | Utah State         |        |       |    |    | -Did Not Play- |    |    |    |     |    |     |    |        |     |   |
| 4/5  | Boise State        | ph     | 1     | 0  | 0  | 0              | 0  | 0  | 0  | 0   | 0  | 0   | 0  | 0-0    | 0   |   |
| 4/6  | Boise State        | ph/lf  | 2     | 0  | 1  | 1              | 0  | 0  | 0  | 0   | 1  | 0   | 0  | 0-0    | 0   |   |
| 4/11 | Colorado State     | pr/lf  | 0     | 1  | 0  | 0              | 0  | 0  | 0  | 0   | 0  | 0   | 0  | 0-0    | 0   |   |
| 4/12 | Colorado State     | *lf    | 3     | 0  | 1  | 1              | 0  | 0  | 0  | 2   | 0  | 0   | 0  | 0-0    | 0   |   |
| 4/13 | Colorado State     | *lf    | 4     | 0  | 1  | 2              | 1  | 0  | 0  | 1   | 0  | 0   | 0  | 0-0    | 0   |   |
| 4/15 | UTEP               | *lf    | 1     | 0  | 0  | 0              | 0  | 0  | 0  | 0   | 1  | 0   | 0  | 0-0    | 0   |   |
| 4/17 | at Fresno State    |        |       |    |    | -Did Not Play- |    |    |    |     |    |     |    |        |     |   |
| 4/18 | at Fresno State    |        |       |    |    | -Did Not Play- |    |    |    |     |    |     |    |        |     |   |
| 4/19 | at Fresno State    |        |       |    |    | -Did Not Play- |    |    |    |     |    |     |    |        |     |   |
| 4/22 | UTEP               |        |       |    |    | -Did Not Play- |    |    |    |     |    |     |    |        |     |   |
| 4/25 | Nevada             |        |       |    |    |                |    |    |    |     |    |     |    |        |     |   |
| 4/26 | Nevada             |        |       |    |    |                |    |    |    |     |    |     |    |        |     |   |
| 4/27 | Nevada             |        |       |    |    |                |    |    |    |     |    |     |    |        |     |   |
| 5/1  | UNLV               |        |       |    |    |                |    |    |    |     |    |     |    |        |     |   |
| 5/2  | UNLV               |        |       |    |    |                |    |    |    |     |    |     |    |        |     |   |
| 5/3  | UNLV               |        |       |    |    |                |    |    |    |     |    |     |    |        |     |   |
|      |                    |        | 34-18 | 63 | 11 | 10             | 14 | 2  | 1  | 0   | 6  | 8   | 0  | 14     | 0-0 | 1 |

## CAREER STATS

| SEASON | GP  | GS  | AVG. | AB  | R  | H   | 2B | 3B | HR | RBI | TB  | SLG% | BB | SO | HBP | OB%  | SF | SH | SB-SA | PO  | A | E | FLD% |
|--------|-----|-----|------|-----|----|-----|----|----|----|-----|-----|------|----|----|-----|------|----|----|-------|-----|---|---|------|
| 2023   | 50  | 50  | .315 | 143 | 36 | 45  | 7  | 0  | 0  | 19  | 52  | .364 | 19 | 18 | 4   | .410 | 0  | 8  | 8-8   | 70  | 4 | 2 | .974 |
| 2024   | 49  | 48  | .380 | 129 | 32 | 49  | 4  | 5  | 8  | 25  | 87  | .674 | 19 | 12 | 5   | .471 | 2  | 5  | 3-5   | 87  | 2 | 5 | .947 |
| 2025   | 34  | 18  | .159 | 63  | 11 | 10  | 2  | 1  | 0  | 6   | 14  | .222 | 8  | 14 | 0   | .254 | 0  | 3  | 0-0   | 21  | 1 | 1 | .957 |
| TOTAL  | 133 | 116 | .310 | 335 | 79 | 104 | 13 | 6  | 8  | 50  | 153 | .457 | 46 | 44 | 9   | .406 | 2  | 16 | 11-13 | 178 | 7 | 8 | .959 |

## HIGHLIGHTS

- Started 29 games in left, 17 games in center, 2 games at DP last season
- Finished 2024 season on a 5-game hitting streak and a 12-game streak of reaching base
- Named MW Freshman of the Week on Feb. 21, 2023
- First collegiate hit came against Nicholls in her first collegiate at-bat
- Played all 50 games in left as a freshman
- Criminology major
- Mother (Cassandra) and cousin (Anthony Chavez) graduated from UNM. Mother played at UNM from 2002-06 and was a middle infielder
- Played for the Texas Bombers- Gold

THE 2025 LOBOS



44 Natalie Fritz

FR • P • 6-0 • R/R  
Chandler, Ariz. (Basha HS)

SEASON BESTS

|           |     |                                   |
|-----------|-----|-----------------------------------|
| IP (high) | 7.0 | 2x, last : San Diego, 3-7-25      |
| H (low)   | 0   | North Dakota, 2-21-25             |
| R (low)   | 0   | 9x, last: Colorado State, 4-13-25 |
| ER (low)  | 0   | 9x, last: Colorado State, 4-13-25 |
| BB (low)  | 0   | 7x, last: San Diego St., 3-23-25  |
| SO (high) | 11  | Texas Southern, 2-22-25           |
| BF (high) | 32  | Utah State, 4-2-25                |
| NP (high) | 127 | Utah State, 4-2-25                |

CAREER BESTS (MIN. 3.0 IP)

|           |     |                                   |
|-----------|-----|-----------------------------------|
| IP (high) | 7.0 | 2x, last : San Diego, 3-7-25      |
| H (low)   | 1   | HCU, 2-8-25                       |
| R (low)   | 0   | 3x, last : Boise State, 4-6-25    |
| ER (low)  | 0   | 3x, last : Boise State, 4-6-25    |
| BB (low)  | 0   | 4x, last: San José State, 3-15-25 |
| SO (high) | 11  | Texas Southern, 2-22-25           |
| BF (high) | 32  | Utah State, 4-2-25                |
| NP (high) | 127 | Utah State, 4-2-25                |

PITCHING SUPERLATIVES (MIN. 4.0 IP)

|             |        |        |
|-------------|--------|--------|
|             | Season | Career |
| 5+ K        | 3      | 3      |
| 10+ K       | 1      | 1      |
| 1 R or Less | 4      | 4      |
| Shutout     | 1      | 1      |

2025 GAME-BY-GAME

| DATE | OPPONENT           | W-L | ERA   | CG | IP   | H   | R  | ER             | BB | SO | 2B | 3B | HR | BF  | HBP |
|------|--------------------|-----|-------|----|------|-----|----|----------------|----|----|----|----|----|-----|-----|
| 2/6  | Texas A&M-CC       |     |       |    |      |     |    | -Did Not Play- |    |    |    |    |    |     |     |
| 2/6  | Sam Houston        | 0-0 | 7.00  | 0  | 1.0  | 5   | 2  | 1              | 1  | 0  | 0  | 0  | 0  | 8   | 0   |
| 2/7  | Houston Christian  |     |       |    |      |     |    | -Did Not Play- |    |    |    |    |    |     |     |
| 2/7  | Houston            | 0-0 | 7.50  | 0  | 3.2  | 4   | 5  | 4              | 3  | 5  | 1  | 0  | 0  | 19  | 0   |
| 2/8  | Houston Christian  | 1-0 | 0.00  | 0  | 4.2  | 1   | 0  | 0              | 1  | 4  | 0  | 0  | 0  | 16  | 0   |
| 2/8  | Houston            |     |       |    |      |     |    | -Did Not Play- |    |    |    |    |    |     |     |
| 2/9  | St. John's         | 0-0 | 0.00  | 0  | 2.0  | 3   | 0  | 0              | 1  | 1  | 0  | 0  | 0  | 10  | 0   |
| 2/14 | Fordham            | 0-0 | 0.00  | 0  | 2.0  | 1   | 0  | 0              | 1  | 3  | 0  | 0  | 0  | 8   | 0   |
| 2/14 | St. Thomas         |     |       |    |      |     |    | -Did Not Play- |    |    |    |    |    |     |     |
| 2/15 | Texas State        |     |       |    |      |     |    | -Did Not Play- |    |    |    |    |    |     |     |
| 2/15 | St. Thomas         | 0-0 | 7.64  | 0  | 3.2  | 7   | 4  | 4              | 0  | 5  | 1  | 1  | 0  | 18  | 0   |
| 2/16 | Texas State        | 0-0 | 0.00  | 0  | 2.0  | 1   | 0  | 0              | 0  | 2  | 0  | 0  | 0  | 7   | 0   |
| 2/21 | North Dakota       | 0-0 | 0.00  | 0  | 1.0  | 0   | 0  | 0              | 0  | 2  | 0  | 0  | 0  | 3   | 0   |
| 2/22 | Texas Southern     | 1-0 | 2.21  | 0  | 6.1  | 6   | 2  | 2              | 0  | 11 | 0  | 0  | 1  | 25  | 0   |
| 2/22 | North Dakota       | 0-1 | 21.00 | 0  | 1.0  | 2   | 3  | 3              | 1  | 1  | 0  | 0  | 1  | 6   | 0   |
| 2/23 | Texas Southern     |     |       |    |      |     |    | -Did Not Play- |    |    |    |    |    |     |     |
| 2/23 | Tarleton State     | 0-1 | 2.33  | 0  | 3.0  | 3   | 1  | 1              | 5  | 4  | 1  | 0  | 1  | 17  | 0   |
| 2/28 | Northwestern State |     |       |    |      |     |    | -Did Not Play- |    |    |    |    |    |     |     |
| 2/28 | Mississippi State  | 0-1 | 4.67  | 0  | 3.0  | 4   | 2  | 2              | 1  | 1  | 0  | 0  | 1  | 14  | 0   |
| 3/1  | Alabama State      |     |       |    |      |     |    | -Did Not Play- |    |    |    |    |    |     |     |
| 3/1  | Alabama State      | 1-0 | 1.00  | 1  | 7.0  | 4   | 3  | 1              | 2  | 9  | 1  | 0  | 0  | 28  | 0   |
| 3/2  | Alabama State      |     |       |    |      |     |    | -Did Not Play- |    |    |    |    |    |     |     |
| 3/6  | Saint Joseph's     | 0-0 | 2.33  | 0  | 3.0  | 2   | 2  | 1              | 0  | 2  | 0  | 0  | 0  | 12  | 0   |
| 3/7  | San Diego          | 1-0 | 0.00  | 1  | 7.0  | 3   | 0  | 0              | 1  | 4  | 0  | 0  | 0  | 25  | 0   |
| 3/7  | UPenn              |     |       |    |      |     |    | -Did Not Play- |    |    |    |    |    |     |     |
| 3/8  | Saint Joseph's     |     |       |    |      |     |    | -Did Not Play- |    |    |    |    |    |     |     |
| 3/11 | New Mexico State   | 0-1 | 25.20 | 0  | 1.2  | 5   | 6  | 6              | 2  | 2  | 3  | 0  | 1  | 12  | 0   |
| 3/14 | San José State     |     |       |    |      |     |    | -Did Not Play- |    |    |    |    |    |     |     |
| 3/15 | San José State     | 0-0 | 4.85  | 0  | 4.1  | 5   | 3  | 3              | 0  | 3  | 1  | 0  | 1  | 18  | 0   |
| 3/16 | San José State     |     |       |    |      |     |    | -Did Not Play- |    |    |    |    |    |     |     |
| 3/21 | San Diego State    | 0-1 | 1.17  | 1  | 6.0  | 6   | 1  | 1              | 5  | 2  | 0  | 0  | 0  | 27  | 0   |
| 3/22 | San Diego State    |     |       |    |      |     |    | -Did Not Play- |    |    |    |    |    |     |     |
| 3/23 | San Diego State    | 0-1 | 12.60 | 0  | 1.2  | 5   | 3  | 3              | 0  | 1  | 0  | 0  | 1  | 10  | 0   |
| 3/25 | UC San Diego       |     |       |    |      |     |    | -Did Not Play- |    |    |    |    |    |     |     |
| 4/2  | Utah State         | 0-1 | 2.10  | 0  | 6.2  | 6   | 2  | 2              | 5  | 6  | 2  | 1  | 0  | 32  | 0   |
| 4/2  | Utah State         |     |       |    |      |     |    | -Did Not Play- |    |    |    |    |    |     |     |
| 4/5  | Boise State        | 0-0 | 0.00  | 0  | 1.1  | 2   | 0  | 0              | 1  | 2  | 1  | 0  | 0  | 8   | 1   |
| 4/6  | Boise State        | 0-0 | 0.00  | 0  | 3.0  | 2   | 0  | 0              | 2  | 1  | 0  | 0  | 0  | 12  | 0   |
| 4/11 | Colorado State     |     |       |    |      |     |    | -Did Not Play- |    |    |    |    |    |     |     |
| 4/12 | Colorado State     | 1-0 | 1.17  | 0  | 6.0  | 5   | 1  | 1              | 2  | 1  | 2  | 0  | 0  | 24  | 1   |
| 4/13 | Colorado State     | 0-0 | 0.00  | 0  | 2.0  | 4   | 0  | 0              | 1  | 2  | 0  | 0  | 0  | 11  | 0   |
| 4/15 | UTEP               |     |       |    |      |     |    | -Did Not Play- |    |    |    |    |    |     |     |
| 4/17 | at Fresno State    | 0-1 | 5.73  | 0  | 3.2  | 3   | 4  | 3              | 1  | 0  | 1  | 0  | 0  | 15  | 0   |
| 4/18 | at Fresno State    | 0-1 | 6.30  | 0  | 3.1  | 6   | 5  | 3              | 1  | 2  | 1  | 1  | 0  | 18  | 0   |
| 4/19 | at Fresno State    | 0-0 | 21.00 | 0  | 0.2  | 2   | 2  | 2              | 0  | 0  | 0  | 0  | 1  | 4   | 0   |
| 4/22 | UTEP               | 0-0 | 5.25  | 0  | 2.2  | 4   | 2  | 2              | 1  | 0  | 0  | 0  | 0  | 12  | 0   |
| 4/25 | Nevada             |     |       |    |      |     |    |                |    |    |    |    |    |     |     |
| 4/26 | Nevada             |     |       |    |      |     |    |                |    |    |    |    |    |     |     |
| 4/27 | Nevada             |     |       |    |      |     |    |                |    |    |    |    |    |     |     |
| 5/1  | UNLV               |     |       |    |      |     |    |                |    |    |    |    |    |     |     |
| 5/2  | UNLV               |     |       |    |      |     |    |                |    |    |    |    |    |     |     |
| 5/3  | UNLV               |     |       |    |      |     |    |                |    |    |    |    |    |     |     |
|      |                    | 5-9 | 3.38  | 3  | 93.1 | 101 | 53 | 45             | 38 | 76 | 15 | 3  | 8  | 419 | 2   |

CAREER STATS

| SEASON | GS | APP | CG | W-L | ERA  | SHO | SV | IP   | H   | R  | ER | BB | SO | 2B | 3B | HR | BF  | NP-STK   | WP | HBP | PO | A  | E | FLD%  |
|--------|----|-----|----|-----|------|-----|----|------|-----|----|----|----|----|----|----|----|-----|----------|----|-----|----|----|---|-------|
| 2025   | 13 | 28  | 3  | 5-9 | 3.38 | 1/1 | 3  | 93.1 | 101 | 53 | 45 | 38 | 76 | 15 | 3  | 8  | 419 | 1588-944 | 3  | 2   | 2  | 12 | 0 | 1.000 |
| TOTAL  | 13 | 28  | 3  | 5-9 | 3.38 | 1/1 | 3  | 93.1 | 101 | 53 | 45 | 38 | 76 | 15 | 3  | 8  | 419 | 1588-944 | 3  | 2   | 2  | 12 | 0 | 1.000 |

HIGHLIGHTS

- Named Mountain West Freshman of the Week on March 10 and April 14
- Threw 1st complete game against Alabama State on March 1, added 2nd against San Diego on March 7 and 3rd against San Diego State on March 21
- Struck out all 3 batters in the bottom of the 7th to earn her first win, throwing 4.2 innings with one hit and no runs allowed against Houston Christian
- 7th in the MW in strikeouts, 3rd in batters struck out looking, tied for 4th in saves, 11th in ERA
- In Bobcat Tournament, struck out 10 to 1 walk allowed
- Has not allowed a run in 9 outings and limited opponents to 1 hit in 3
- Of her 3.2 IP at Houston on Feb. 7, threw 2.2 scoreless innings, retiring the side in order in the 5th
- HS team won the state championship in 2023
- Played for AZ Storm National-Mathis
- Named Defensive Player of the Year following her sophomore and junior years and was named first team all-conference
- Majoring in exercise science

THE 2025 LOBOS



77 Marina Tinari

SO • P/OF • 5-4 • L/L  
Castle Rock, Colo. (Florida Gulf Coast)

SEASON BESTS

|           |     |                                   |
|-----------|-----|-----------------------------------|
| IP (high) | 4.0 | St. John's, 2-9-25                |
| H (low)   | 0   | Houston, 2-7-25                   |
| R (low)   | 0   | St. John's, 2-9-25                |
| ER (low)  | 0   | St. John's, 2-9-25                |
| BB (low)  | 1   | 2x, last: Texas Southern, 2-23-25 |
| SO (high) | 2   | Sam Houston, 2-6-25               |
| BF (high) | 18  | St. John's, 2-9-25                |
| NP (high) | 54  | St. John's, 2-9-25                |

CAREER BESTS (MIN. 3.0 IP)

|           |     |                    |
|-----------|-----|--------------------|
| IP (high) | 4.0 | St. John's, 2-9-25 |
| H (low)   | 4   | St. John's, 2-9-25 |
| R (low)   | 0   | St. John's, 2-9-25 |
| ER (low)  | 0   | St. John's, 2-9-25 |
| BB (low)  | 1   | St. John's, 2-9-25 |
| SO (high) | 1   | St. John's, 2-9-25 |
| BF (high) | 18  | St. John's, 2-9-25 |
| NP (high) | 54  | St. John's, 2-9-25 |

PITCHING SUPERLATIVES (MIN. 4.0 IP)

|             | Season | Career |
|-------------|--------|--------|
| 5+ K        |        |        |
| 10+ K       |        |        |
| 1 R or Less | 1      | 1      |
| Shutout     |        |        |

2025 GAME-BY-GAME (PITCHING)

| DATE | OPPONENT           | W-L | ERA   | CG | IP   | H  | R  | ER             | BB | SO | 2B | 3B | HR | BF | HBP |
|------|--------------------|-----|-------|----|------|----|----|----------------|----|----|----|----|----|----|-----|
| 2/6  | Texas A&M-CC       |     |       |    |      |    |    | -Did Not Play- |    |    |    |    |    |    |     |
| 2/6  | Sam Houston        | 0-1 | 9.00  | 0  | 2.1  | 5  | 3  | 3              | 2  | 2  | 1  | 0  | 0  | 14 | 0   |
| 2/7  | Houston Christian  |     |       |    |      |    |    | -Did Not Play- |    |    |    |    |    |    |     |
| 2/7  | Houston            | 0-1 | 10.50 | 0  | 0.2  | 0  | 1  | 1              | 4  | 0  | 0  | 0  | 0  | 6  | 0   |
| 2/8  | Houston Christian  |     |       |    |      |    |    | -Did Not Play- |    |    |    |    |    |    |     |
| 2/8  | Houston            |     |       |    |      |    |    | -Did Not Play- |    |    |    |    |    |    |     |
| 2/9  | St. John's         | 0-0 | 0.00  | 0  | 4.0  | 4  | 0  | 0              | 1  | 1  | 2  | 0  | 0  | 18 | 1   |
| 2/14 | Fordham            |     |       |    |      |    |    | -Did Not Play- |    |    |    |    |    |    |     |
| 2/14 | St. Thomas         |     |       |    |      |    |    | -Did Not Play- |    |    |    |    |    |    |     |
| 2/15 | Texas State        | 0-1 | 7.00  | 0  | 1.0  | 3  | 1  | 1              | 0  | 0  | 0  | 0  | 1  | 5  | 0   |
| 2/15 | St. Thomas         |     |       |    |      |    |    | -Did Not Play- |    |    |    |    |    |    |     |
| 2/16 | Texas State        |     |       |    |      |    |    | -Did Not Play- |    |    |    |    |    |    |     |
| 2/21 | North Dakota       |     |       |    |      |    |    | -Did Not Play- |    |    |    |    |    |    |     |
| 2/22 | Texas Southern     |     |       |    |      |    |    | -Did Not Play- |    |    |    |    |    |    |     |
| 2/22 | North Dakota       |     |       |    |      |    |    | -Did Not Play- |    |    |    |    |    |    |     |
| 2/23 | Texas Southern     | 0-0 | 0.00  | 0  | 0.0  | 2  | 3  | 3              | 1  | 0  | 0  | 0  | 0  | 3  | 0   |
| 2/23 | Tarleton State     |     |       |    |      |    |    | -Did Not Play- |    |    |    |    |    |    |     |
| 2/28 | Northwestern State |     |       |    |      |    |    | -Did Not Play- |    |    |    |    |    |    |     |
| 2/28 | Mississippi State  | 0-0 | 21.00 | 0  | 1.0  | 2  | 3  | 3              | 2  | 0  | 0  | 0  | 2  | 7  | 0   |
| 3/1  | Alabama State      |     |       |    |      |    |    | -Did Not Play- |    |    |    |    |    |    |     |
| 3/1  | Alabama State      |     |       |    |      |    |    | -Did Not Play- |    |    |    |    |    |    |     |
| 3/2  | Saint Joseph's     |     |       |    |      |    |    | -Did Not Play- |    |    |    |    |    |    |     |
| 3/6  | Saint Joseph's     |     |       |    |      |    |    | -Did Not Play- |    |    |    |    |    |    |     |
| 3/7  | San Diego          |     |       |    |      |    |    | -Did Not Play- |    |    |    |    |    |    |     |
| 3/7  | UPenn              |     |       |    |      |    |    | -Did Not Play- |    |    |    |    |    |    |     |
| 3/8  | Saint Joseph's     |     |       |    |      |    |    | -Did Not Play- |    |    |    |    |    |    |     |
| 3/11 | New Mexico State   |     |       |    |      |    |    | -Did Not Play- |    |    |    |    |    |    |     |
| 3/14 | San José State     | 0-0 | 0.00  | 0  | 0.0  | 0  | 0  | 0              | 2  | 0  | 0  | 0  | 0  | 2  | 0   |
| 3/15 | San José State     |     |       |    |      |    |    | -Did Not Play- |    |    |    |    |    |    |     |
| 3/16 | San José State     |     |       |    |      |    |    | -Did Not Play- |    |    |    |    |    |    |     |
| 3/21 | San Diego State    |     |       |    |      |    |    | -Did Not Play- |    |    |    |    |    |    |     |
| 3/22 | San Diego State    |     |       |    |      |    |    | -Did Not Play- |    |    |    |    |    |    |     |
| 3/23 | San Diego State    |     |       |    |      |    |    | -Did Not Play- |    |    |    |    |    |    |     |
| 3/25 | UC San Diego       |     |       |    |      |    |    | -Did Not Play- |    |    |    |    |    |    |     |
| 4/2  | Utah State         |     |       |    |      |    |    | -Did Not Play- |    |    |    |    |    |    |     |
| 4/2  | Utah State         |     |       |    |      |    |    | -Did Not Play- |    |    |    |    |    |    |     |
| 4/5  | Boise State        |     |       |    |      |    |    | -Did Not Play- |    |    |    |    |    |    |     |
| 4/6  | Boise State        |     |       |    |      |    |    | -Did Not Play- |    |    |    |    |    |    |     |
| 4/11 | Colorado State     |     |       |    |      |    |    | -Did Not Play- |    |    |    |    |    |    |     |
| 4/12 | Colorado State     |     |       |    |      |    |    | -Did Not Play- |    |    |    |    |    |    |     |
| 4/13 | Colorado State     |     |       |    |      |    |    | -Did Not Play- |    |    |    |    |    |    |     |
| 4/15 | UTEP               | 0-0 | 21.00 | 0  | 1.1  | 4  | 4  | 4              | 0  | 0  | 1  | 1  | 1  | 8  | 0   |
| 4/17 | at Fresno State    |     |       |    |      |    |    | -Did Not Play- |    |    |    |    |    |    |     |
| 4/18 | at Fresno State    |     |       |    |      |    |    | -Did Not Play- |    |    |    |    |    |    |     |
| 4/19 | at Fresno State    |     |       |    |      |    |    | -Did Not Play- |    |    |    |    |    |    |     |
| 4/22 | UTEP               |     |       |    |      |    |    | -Did Not Play- |    |    |    |    |    |    |     |
| 4/25 | Nevada             |     |       |    |      |    |    | -Did Not Play- |    |    |    |    |    |    |     |
| 4/26 | Nevada             |     |       |    |      |    |    | -Did Not Play- |    |    |    |    |    |    |     |
| 4/27 | Nevada             |     |       |    |      |    |    | -Did Not Play- |    |    |    |    |    |    |     |
| 5/1  | UNLV               |     |       |    |      |    |    | -Did Not Play- |    |    |    |    |    |    |     |
| 5/2  | UNLV               |     |       |    |      |    |    | -Did Not Play- |    |    |    |    |    |    |     |
| 5/3  | UNLV               |     |       |    |      |    |    | -Did Not Play- |    |    |    |    |    |    |     |
|      |                    | 0-3 | 10.16 | 0  | 10.1 | 20 | 15 | 15             | 12 | 3  | 4  | 1  | 4  | 63 | 1   |

CAREER STATS

| SEASON | GS | APP | CG | W-L | ERA   | SHO | SV | IP   | H  | R  | ER | BB | SO | 2B | 3B | HR | BF  | NP-STK  | WP | HBP | PO | A | E | FLD%  |
|--------|----|-----|----|-----|-------|-----|----|------|----|----|----|----|----|----|----|----|-----|---------|----|-----|----|---|---|-------|
| 2024*  | 1  | 12  | 0  | 0-2 | 4.47  | 0   | 0  | 15.2 | 20 | 14 | 10 | 10 | 6  | 4  | 0  | 4  | 79  | 288-161 | 2  | 3   | 0  | 4 | 1 | .800  |
| 2025   | 3  | 8   | 0  | 0-3 | 10.16 | 0   | 0  | 10.1 | 20 | 15 | 15 | 12 | 3  | 4  | 1  | 4  | 63  | 237-122 | 2  | 1   | 0  | 2 | 0 | 1.000 |
| TOTAL  | 4  | 20  | 0  | 0-5 | 6.73  | 0   | 0  | 26.0 | 40 | 29 | 25 | 22 | 9  | 8  | 1  | 8  | 142 | 525-283 | 4  | 4   | 0  | 6 | 1 | .857  |

\*at Florida Gulf Coast

HIGHLIGHTS

- Spent last season at Florida Gulf Coast
- Threw 2.2 innings against Louisville and Florida State for season highs
- Recorded 2 strikeouts in 2 games last season (against Louisville and MTSU)
- Didn't allow a run in a combined 5.1 innings through 4 consecutive appearances in the circle
- Majoring in psychology



THE 2025 LOBOS



77

Marina Tinari

SO • P/OF • 5-4 • L/L

Castle Rock, Colo. (Florida Gulf Coast)

SEASON BESTS

|              |   |                        |
|--------------|---|------------------------|
| Hits         | 1 | Sam Houston, 2-6-25    |
| Doubles      |   |                        |
| Triples      |   |                        |
| Home Runs    |   |                        |
| RBI          |   |                        |
| Runs         | 1 | Penn, 3-7-25           |
| Walks        | 1 | 3x, last: Penn, 3-7-25 |
| Stolen Bases |   |                        |

CAREER BESTS

|              |   |                        |
|--------------|---|------------------------|
| Hits         | 1 | Sam Houston, 2-6-25    |
| Doubles      |   |                        |
| Triples      |   |                        |
| Home Runs    |   |                        |
| RBI          |   |                        |
| Runs         | 1 | Penn, 3-7-25           |
| Walks        | 1 | 3x, last: Penn, 3-7-25 |
| Stolen Bases |   |                        |

STREAKS

|         |         |             |
|---------|---------|-------------|
|         | Current | Career Best |
| Hitting |         | 1           |
| On-Base |         | 2           |

MULTI-HIT GAMES

|      |   |   |   |    |       |
|------|---|---|---|----|-------|
|      | 2 | 3 | 4 | 5+ | TOTAL |
| 2024 | - | - | - | -  | -     |
| 2025 |   |   |   |    |       |

MULTI-RBI GAMES

|      |   |   |   |    |       |
|------|---|---|---|----|-------|
|      | 2 | 3 | 4 | 5+ | TOTAL |
| 2024 | - | - | - | -  | -     |
| 2025 |   |   |   |    |       |

| 2025 GAME-BY-GAME (HITTING) |                    |       |      |    |   |    |    |    |                |     |    |     |    |        |     |   |
|-----------------------------|--------------------|-------|------|----|---|----|----|----|----------------|-----|----|-----|----|--------|-----|---|
| DATE                        | OPPONENT           | POS   | AB   | R  | H | TB | 2B | 3B | HR             | RBI | BB | HBP | SO | SB-ATT | E   |   |
| 2/6                         | Texas A&M-CC       |       |      |    |   |    |    |    | -Did Not Play- |     |    |     |    |        |     |   |
| 2/6                         | Sam Houston        | *p/dp | 1    | 0  | 1 | 1  | 0  | 0  | 0              | 0   | 1  | 0   | 0  | 0-0    | 0   |   |
| 2/7                         | Houston Christian  |       |      |    |   |    |    |    | -Did Not Play- |     |    |     |    |        |     |   |
| 2/7                         | Houston            | *dp/p | 3    | 0  | 0 | 0  | 0  | 0  | 0              | 0   | 1  | 0   | 1  | 0-0    | 0   |   |
| 2/8                         | Houston Christian  |       |      |    |   |    |    |    | -Did Not Play- |     |    |     |    |        |     |   |
| 2/8                         | Houston            |       |      |    |   |    |    |    | -Did Not Play- |     |    |     |    |        |     |   |
| 2/9                         | St. John's         | p     | 0    | 0  | 0 | 0  | 0  | 0  | 0              | 0   | 0  | 0   | 0  | 0-0    | 0   |   |
| 2/14                        | Fordham            | pr    | 0    | 0  | 0 | 0  | 0  | 0  | 0              | 0   | 0  | 0   | 0  | 0-0    | 0   |   |
| 2/14                        | St. Thomas         |       |      |    |   |    |    |    | -Did Not Play- |     |    |     |    |        |     |   |
| 2/15                        | Texas State        |       |      |    |   |    |    |    | -Did Not Play- |     |    |     |    |        |     |   |
| 2/15                        | St. Thomas         |       |      |    |   |    |    |    | -Did Not Play- |     |    |     |    |        |     |   |
| 2/16                        | Texas State        | ph    | 1    | 0  | 0 | 0  | 0  | 0  | 0              | 0   | 0  | 0   | 0  | 0-0    | 0   |   |
| 2/21                        | North Dakota       |       |      |    |   |    |    |    | -Did Not Play- |     |    |     |    |        |     |   |
| 2/22                        | Texas Southern     |       |      |    |   |    |    |    | -Did Not Play- |     |    |     |    |        |     |   |
| 2/22                        | North Dakota       |       |      |    |   |    |    |    | -Did Not Play- |     |    |     |    |        |     |   |
| 2/23                        | Texas Southern     | ph    | 1    | 0  | 0 | 0  | 0  | 0  | 0              | 0   | 0  | 0   | 0  | 0-0    | 0   |   |
| 2/23                        | Tarleton State     |       |      |    |   |    |    |    | -Did Not Play- |     |    |     |    |        |     |   |
| 2/28                        | Northwestern State |       |      |    |   |    |    |    | -Did Not Play- |     |    |     |    |        |     |   |
| 2/28                        | Mississippi State  | ph    | 1    | 0  | 0 | 0  | 0  | 0  | 0              | 0   | 0  | 0   | 0  | 0-0    | 0   |   |
| 3/1                         | Alabama State      |       |      |    |   |    |    |    | -Did Not Play- |     |    |     |    |        |     |   |
| 3/1                         | Alabama State      |       |      |    |   |    |    |    | -Did Not Play- |     |    |     |    |        |     |   |
| 3/2                         | Alabama State      |       |      |    |   |    |    |    | -Did Not Play- |     |    |     |    |        |     |   |
| 3/6                         | Saint Joseph's     | ph    | 1    | 0  | 0 | 0  | 0  | 0  | 0              | 0   | 0  | 0   | 0  | 0-0    | 0   |   |
| 3/7                         | San Diego          |       |      |    |   |    |    |    | -Did Not Play- |     |    |     |    |        |     |   |
| 3/7                         | UPenn              | ph    | 0    | 1  | 0 | 0  | 0  | 0  | 0              | 0   | 1  | 0   | 0  | 0-0    | 0   |   |
| 3/8                         | Saint Joseph's     |       |      |    |   |    |    |    | -Did Not Play- |     |    |     |    |        |     |   |
| 3/11                        | New Mexico State   |       |      |    |   |    |    |    | -Did Not Play- |     |    |     |    |        |     |   |
| 3/14                        | San José State     |       |      |    |   |    |    |    | -Did Not Play- |     |    |     |    |        |     |   |
| 3/15                        | San José State     |       |      |    |   |    |    |    | -Did Not Play- |     |    |     |    |        |     |   |
| 3/16                        | San José State     |       |      |    |   |    |    |    | -Did Not Play- |     |    |     |    |        |     |   |
| 3/21                        | San Diego State    |       |      |    |   |    |    |    | -Did Not Play- |     |    |     |    |        |     |   |
| 3/22                        | San Diego State    |       |      |    |   |    |    |    | -Did Not Play- |     |    |     |    |        |     |   |
| 3/23                        | San Diego State    | ph    | 1    | 0  | 0 | 0  | 0  | 0  | 0              | 0   | 0  | 0   | 0  | 0-0    | 0   |   |
| 3/25                        | UC San Diego       |       |      |    |   |    |    |    | -Did Not Play- |     |    |     |    |        |     |   |
| 4/2                         | Utah State         | ph    | 1    | 0  | 0 | 0  | 0  | 0  | 0              | 0   | 0  | 0   | 0  | 0-0    | 0   |   |
| 4/2                         | Utah State         |       |      |    |   |    |    |    | -Did Not Play- |     |    |     |    |        |     |   |
| 4/5                         | Boise State        |       |      |    |   |    |    |    | -Did Not Play- |     |    |     |    |        |     |   |
| 4/6                         | Boise State        |       |      |    |   |    |    |    | -Did Not Play- |     |    |     |    |        |     |   |
| 4/11                        | Colorado State     |       |      |    |   |    |    |    | -Did Not Play- |     |    |     |    |        |     |   |
| 4/12                        | Colorado State     |       |      |    |   |    |    |    | -Did Not Play- |     |    |     |    |        |     |   |
| 4/13                        | Colorado State     |       |      |    |   |    |    |    | -Did Not Play- |     |    |     |    |        |     |   |
| 4/15                        | UTEP               |       |      |    |   |    |    |    | -Did Not Play- |     |    |     |    |        |     |   |
| 4/17                        | at Fresno State    |       |      |    |   |    |    |    | -Did Not Play- |     |    |     |    |        |     |   |
| 4/18                        | at Fresno State    |       |      |    |   |    |    |    | -Did Not Play- |     |    |     |    |        |     |   |
| 4/19                        | at Fresno State    |       |      |    |   |    |    |    | -Did Not Play- |     |    |     |    |        |     |   |
| 4/22                        | UTEP               |       |      |    |   |    |    |    | -Did Not Play- |     |    |     |    |        |     |   |
| 4/25                        | Nevada             |       |      |    |   |    |    |    |                |     |    |     |    |        |     |   |
| 4/26                        | Nevada             |       |      |    |   |    |    |    |                |     |    |     |    |        |     |   |
| 4/27                        | Nevada             |       |      |    |   |    |    |    |                |     |    |     |    |        |     |   |
| 5/1                         | UNLV               |       |      |    |   |    |    |    |                |     |    |     |    |        |     |   |
| 5/2                         | UNLV               |       |      |    |   |    |    |    |                |     |    |     |    |        |     |   |
| 5/3                         | UNLV               |       |      |    |   |    |    |    |                |     |    |     |    |        |     |   |
|                             |                    |       | 10-2 | 10 | 1 | 1  | 1  | 0  | 0              | 0   | 0  | 3   | 0  | 1      | 0-0 | 0 |

| CAREER STATS |    |    |      |    |   |   |    |    |    |     |    |      |    |    |     |                             |
|--------------|----|----|------|----|---|---|----|----|----|-----|----|------|----|----|-----|-----------------------------|
| SEASON       | GP | GS | AVG. | AB | R | H | 2B | 3B | HR | RBI | TB | SLG% | BB | SO | HBP | OB% SF SH SB-SA PO A E FLD% |
| 2024         | 14 | 1  | .000 | 0  | 1 | 0 | 0  | 0  | 0  | 0   | 0  | .000 | 0  | 0  | 0   | .000 0 0 0-0 0 4 1 .800     |
| 2025         | 10 | 2  | .100 | 10 | 1 | 1 | 0  | 0  | 0  | 0   | 1  | .100 | 3  | 1  | 0   | .308 0 0 0-0 0 2 0 1.000    |
| TOTAL        | 24 | 3  | .100 | 10 | 2 | 1 | 0  | 0  | 0  | 0   | 1  | .100 | 3  | 1  | 0   | .308 0 0 0-0 0 6 1 .857     |

- HIGHLIGHTS
- Spent last season at Florida Gulf Coast
  - Pinch ran once at Jacksonville on March 24, 2024
  - Majoring in psychology





❖ 2025 LOBO SOFTBALL FIELD ❖

