6-TIME NCAA REGIONAL QUALIFIER - 95 MLB DRAFT PICKS - 28 ALL-AMERICANS

NEW MEXICO BASEBALL

2025 GAME NOTES

@UNMLOBOBASEBALL

MOUNTAIN WEST TOURNAMENT

NEW MEXICO LOBOS (30-22, 17-13 MW) RPI 131
Head Coach: Tod Brown, 4th season (105-106 UNM) [446-456 overall]
2024 Home: 18-10 | **Away:** 7-10 | **Neutral:** 2-4 | **2024 Final RPI:** #202
UNM All-Time Series vs. FS: 36-39-1 | H: 23-11 | A: 12-26-1 | N: 1-2

VS SAN JOSE STATE (26-28, 13-17 MW) RPI 197
MAY 21 | MESA, ARIZ. | SLOAN PARK
Head Coach: Brad Sanfilippo, 8th season (169-223, .431)
2024 Record: 24-33 (16-14 MW)

LEADING OFF...

The Lobos will begin their postseason run as the No. 3 seed in the Mountain West Tournament this week at Sloan Park with a first-round, loser-out matchup with No. 6 seed San Jose State on Wednesday, as the Lobos hunt for their first conference title and NCAA postseason berth since 2016.

After dropping the first two narrow games last weekend (5-7, 10-11 [11 Inn.]) before salvaging Saturday's Senior Day Finale (12-10), the Lobos wrap up the regular season third in the conference standings with a 17-13 mark in MW play for the second year in a row.

New Mexico hasn't won the Mountain West tournament since 2016, when the Lobos won three in a row as hosts to punch their ticket to the NCAA Tournament. It's their second trip to the tournament in a row after a six-year drought.

Heading into the final week of the regular season, UNM leads the nation in team batting average (.339 and doubles (148 / 2.85 per game) for the third week in a row – they also rank No. 2 in total hits (640), No. 3 in slugging (0.576), No. 7 in scoring (9.4), No. 9 in runs (487), No. 13 in on-base percentage (.427) and T-17th in homers per game (1.75) while cracking the Top 100 in the nation in in triples per game (T-62nd, 0.27), total base on balls (93rd, 260), double plays per game (T-98th, 0.73) and fielding percentage (95th, 0.973).

All of the 2025 MW Baseball Championship will be available to stream free via the MW Network at GoLobos.com/Watch, with live stats, streaming options and more available via GoLobos.com/BSBGameDay. Follow @UNMLoboBaseball on IG, X and Facebook for comprehensive coverage, promotional updates, behind-the-scenes content and more.

NCAA D-I STAT RANKINGS (5/19)

Stat	Rank	Value
Batting Average	1	0.339
Home Runs Per Game	T-17	1.75
Doubles Per Game	1	2.85
Triples Per Game	T-62	0.27
Slugging Percentage	3	0.576
On Base Percentage	13	0.427
Scoring	7	9.4
Double Plays Per Game	T-98	0.73
Fielding Percentage	95	0.973

ALL-TIME SERIES

• In an all-time series between the Spartans and Lobos that began in 1998, UNM is 32-24-1 overall with a 22-8 mark at home and 10-11-1 away.
• The Lobos are 0-1 against the Spartans on neutral fields after falling to them in the opening round of the MW tournament last spring (5/23).
• Since SJSU joined the MW before the 2014 season, UNM is 30-21-1 against them.

TOP BATTING TEAM IN THE NATION

New Mexico leads the entirety of NCAA D-I in team batting average (.339) and doubles (148 / 2.85 per game)for the fourth week in a row -- with the regular season now in the books, their status as the top batting team in the nation has been sealed. Four different Lobos rank among the Top 100 in the nation in individual batting average -- Khalil Walker (#23, .397), Jordy Oriach (#29, .395), Josh McAlister (#78, .371) and Ethan Ott (#91, .368) -- they rank Nos. 1, 2, 4 and 5 in the Mountain West.

#	Team	G	AB	H	BA
1	New Mexico	52	1,889	640	0.339
2	Austin Peay	55	1,881	633	0.337

CONTINUED ON PAGE 2

NCAA DIVISION I BASEBALL CHAMPIONSHIP

1962 2010 2011
2012 2013 2016

REGIONAL APPEARANCES

1962 2000 2011
2011 2012 2013
2014 2016 2017

REGULAR SEASON CHAMPIONS
TOURNAMENT CHAMPIONS

2025 SCHEDULE

30-22	17-13	19-8	9-13	2-1
W-L	MW	H	A	N

DATE	OPPONENT	TIME(MT)
2/14	vs. Austin Peay^	W, 9-6
2/15	vs. UC Irvine^	L, 4-18
2/16	vs. Seton Hall^	W, 5-3
2/18	Arizona	L, 0-10 (7)
2/21	**N. Colorado**	L, 15-16
2/22	**N. Colorado DH**	L, 11-15
2/22	**N. Colorado DH**	W, 13-4
2/23	**N. Colorado**	W, 12-7
2/25	**New Mexico St.**	W, 7-0
2/28	**Rhode Island**	L, 13-14
3/1	**Rhode Island**	W, 15-14
3/2	**Rhode Island DH**	W, 8-4 (7)
3/2	**Rhode Island DH**	W, 10-9
3/7	Tarleton	L, 4-10
3/8	Tarleton DH	L, 0-4 (7)
3/8	Tarleton DH	L, 6-9
3/9	Tarleton	L, 3-4
3/14	**UNLV***	W, 12-6
3/15	**UNLV***	W, 13-3 (8)
3/16	**UNLV***	W, 11-8
3/21	Nevada*	W, 6-4 (12)
3/22	Nevada*	L, 4-20 (7)
3/23	Nevada*	L, 5-7
3/25	**Grand Canyon**	W, 12-10
3/28	**Air Force***	W, 7-4
3/29	**Air Force***	W, 12-7
3/30	**Air Force***	L, 1-7
4/1	New Mexico St.	W, 15-10
4/4	Fresno St.*	L, 5-12
4/5	Fresno St.*	L, 3-11
4/6	Fresno St.*	L, 7-13
4/8	**Texas Tech**	W, 15-5 (8)
4/11	**Washington St.***	W, 10-9
4/12	**Washington St.***	W, 24-14 (7)
4/13	**Washington St.***	L, 11-16
4/15	New Mexico St.	W, 12-10
4/17	UNLV*	W, 13-7
4/18	UNLV*	L, 3-10
4/19	UNLV*	W, 6-3
4/22	**New Mexico St.**	W, 7-6
4/25	**San Jose St.***	W, 25-5 (7)
4/26	**San Jose St.***	W, 19-3 (7)
4/27	**San Jose St.***	L, 12-14
5/2	San Diego St.*	W, 9-7 (10)
5/3	San Diego St.*	W, 9-8
5/4	San Diego St.*	W, 15-7
5/9	Air Force*	L, 9-14
5/10	Air Force*	W, 9-6
5/11	Air Force*	L, 4-5
5/15	**Fresno St.***	L, 5-7
5/16	**Fresno St.***	L, 10-11 (11)
5/17	**Fresno St.***	W, 12-10
5/21-25	MW Tournament	—

^ - MLB DESERT INVITATIONAL
FIRST TWO GAMES AT SLOAN PARK (MESA, AZ),
THIRD AT SALT RIVER FIELDS (SCOTTSDALE, AZ).
** - MOUNTAIN WEST CONFERENCE GAME*
HOME GAMES IN **BOLD**

UNIVERSITY OF NEW MEXICO

Location	Albuquerque, N.M.
Founded	1889
Enrollment	8,800
Nickname	Lobos
Colors	Cherry and Silver
Affiliation	NCAA Division I
Conference	Mountain West
President	Garnett Stokes
Dir. of Athletics	Fernando Lovo
Faculty Rep.	Karen Gaudreault
Athletics Phone	(505) 925-5521
Ticket Ops.	(505) 925-5627

BASEBALL STADIUM

Home Field	Santa Ana Star Field
Capacity	1,000
Dimensions	338 (LF); 408 (LC); 420 (CF); 408 (RC) 338 (RF)

LOBO BASEBALL HISTORY

First Season	1899
Overall Record	1990-1837-18 (.520)
Overall MW Record	367-288-1 (.564)
Years in NCAA Postseason	6 (1962, 2010, '11, '12, '13, '16)
Conference Titles	7 (1962, 2000, '11, '12, '13, '14, '17)
Conference Tournament Titles	3 (2011, '12, '16)

COACHING STAFF

Head Coach	Tod Brown
Years at UNM	4th season
Record at UNM	105-106 (4 yr.)
Overall Record	446-456 (18 yrs.)
Asst. Coach / Pitching	Michael Lopez
Years at UNM	4th season
Asst. Coach / Recruiting	Matt Risdon
Years at UNM	3rd season
Asst. Coach (Hitting)	Justin Mitchell
Years at UNM	2nd season
Dir. of Ops / Player Development	Tyler McPeak
Years at UNM	1st season
Athletic Trainer	Robert Rimorin

2024 REVIEW

Overall Record	28-26
MWC Record (Finish)	17-13 (2nd)
Home Record	18-10
Away Record	8-12
Neutral Record	2-4
Starters Returning/Lost	7/7
Pitchers Returning/Lost	10/8
Letterwinners Returning/Lost	23/15
Newcomers	17

THROUGH THE ORDER (PROJECTED LINEUP)

NO.	PLAYER	YR/POS	BA	SLG	OBP	G/AB	R	H	2B	3B	HR	RBI	BB	SO
4	Tye Wood	SR/OF	.327	.526	.459	47/156	53	51	14	1	5	32	34	43
12	Will Asby	SR/OF	.340	.623	.415	50/215	58	73	20	1	13	55	27	37
10	Jordy Oriach	JR/OF	.395	.762	.476	51/210	65	83	25	2	16	63	28	28
47	Ethan Ott	SR/DH	.368	.741	.462	47/185	48	68	22	1	15	56	27	48
26	Luke Mansy	SR/INF	.357	.476	.482	34/84	23	30	7	0	1	23	19	9
14	Akili Carris	JR/INF	.341	.449	.379	45/167	33	57	13	1	1	44	11	31
9	Josh McAlister	SR/INF	.371	.725	.456	46/167	44	62	9	1	16	42	21	48
24	Brodey Williams	JR/C	.287	.446	.393	31/101	18	29	10	0	2	15	18	24
15	Khalil Walker	SR/OF	.397	.593	.457	52/194	48	77	16	5	4	34	18	23

OTHER KEY HITTERS

NO.	PLAYER	YR/POS	BA	SLG	OBP	G/AB	R	H	2B	3B	HR	RBI	BB	SO
2	Cooper Brass	R-FR/INF	.284	.370	.371	37/81	17	23	4	0	1	12	12	12
3	Karsen Waslefsky	JR/INF	.288	.453	.355	44/139	32	40	6	1	5	31	13	24
29	Caleb Herd	JR/C	.274	.468	.405	26/62	17	17	0	0	4	16	14	16
43	Gene Trujillo	FR/1B	.214	.429	.389	25/42	9	9	0	0	3	9	8	16
48	Andrew Neil	SR/UTL	.308	.596	.393	29/52	16	16	1	1	4	12	4	16

**Stats are for 2025 season*

3	Central Conn. St.	42	1,444	484	0.335
4	High Point	55	1,930	641	0.332
5	George Mason	55	1,865	611	0.328
6	UTSA	53	1,807	582	0.322
7	Arizona St.	56	1,934	619	0.320
8	UCF	55	1,917	612	0.319
9	Alabama St.	56	1,986	634	0.319
10	Cal Poly	53	1,914	610	0.319

TY CUNNINGHAM NAMED TO NCBWA STOPPER OF THE YEAR WATCH LIST

A day after collecting his 10th save of the season as New Mexico completed a season sweep of in-state rivals N.M. State, Lobos closer Ty Cunningham has been named to the National College Baseball Writers' Association's Stopper of the Year Midseason Watchlist.

Cunningham's 10 saves lead the Mountain West so far this season and rank No. 6 in the nation – he's just one away from matching a UNM single-season record of 11 that has been untouched since 1985 (Ed Bartholomew). He's only the fourth Lobo in program history to record double-digit saves in the same season since it became an official statistic in 1981.

ORIACH MAKES THE CUT AS HOWSER TROPHY SEMFINALIST

UNM's leading batter and junior DH Jordy Oriach was one of 57 semifinalists for the prestigious Dick Howser Trophy, the organization announced earlier last week. He's the first Lobo under Coach Tod Brown to make the cut.

The Dick Howser Trophy, presented by The Game Headwear, is given in memory of the former Florida State University All-America shortstop and major league player and manager who died of brain cancer in 1987. The trophy is regarded as baseball's most prestigious award. Criteria for consideration of the trophy include performance on the field, leadership, moral character and courage – all qualities that were exemplified by Dick Howser's life.

LONG BALL LOBOS

With the regular season now in the rear view, 15 different players have combined for 91 New Mexico home runs. UNM is averaging 1.76 homers per game so far this season, dropping one spot into a tie for 17th in the nation after moving up in each of the last five weeks among the nation's home run team leaders.

After six Lobo homers last weekend, Jordy Oriach (16) and Josh McAlister (16) are tied for most homers on the team and third-most in the league, with Ethan Ott (15) just behind. Will Asby (13), Tye Wood (5), Andrew Neil (4), Caleb Herd (4), Karsen Waslefsky (5), Gene Trujillo (3) and Khalil Walker (4) all have multiple, with Cooper Brass hitting his first career homer three weeks ago at SDSU.

The Lobos moved up to No. 2 on the all-time single season list with six homers last weekend -- they're now just two away from matching the UNM single-season record set in 2003 and three away from surpassing it.

UNM SINGLE-SEASON HOMERS ALL-TIME TOP 10

1. 93.....2003
2. 91.....1998
2. 91.....2025
3. 87 2023
4. 85 1999
5. 82 2005
6. 75 2004
7. 72 2024
8. 70.....1985
9. 69.....2005
10. 67 2022

2025 SEASON SO FAR

Final MW placing	3rd
Current streak	W-1
Longest win streak	4, 3/14-21 & 4/19-26
Longest loss streak	4, 3/7-9
Overall series (3+ games)	7-5-1
MW series	6-4
Home series	5-2
Away series	2-4
Sweeps	2-1
Last 5	2-3
Last 10	5-5
Series openers	7-6
Series finales	6-7
Weekends (Fri/Sat/Sun)	23-20
Weekdays (Mon-Thu)	7-2
Day games (before 6 p.m.)	18-19
Night games (6 p.m. or later)	12-3
vs. Top-100 RPI	2-2

EARLY RETURNS

Walker & Asby Named Preseason All-MW; Lobo Baseball Tabbed Fourth in Coaches' Poll:

• Outfielders Khalil Walker and Will Asby were named to the All-Conference Preseason Team and New Mexico was one of three teams tied for fourth in the Mountain West Preseason Coaches' Poll released Monday ahead of the 2025 baseball season.

• Walker and Asby – who both were All-MW selections after their first season at UNM in 2024 – make UNM one of four teams with multiple preseason all-league selections.

•. With 27 points, the Lobos are tied for fourth alongside UNLV (1 first-place vote) and San Diego State, the third season in a row in which they've improved their preseason rank. Before the 2023 season, UNM was picked to finish seventh and ultimately finished fifth — before the 2024 season, they were voted fifth and closed out the regular season one game out of sharing a regular-season championship with Air Force.

Asby Named to D1Baseball.com's Top 100 Outfielders:

• Senior Will Asby clocked in at No. 91 in the nation on D1Baseball.com's National Outfielders Rankings released last week. In his first season with the Lobos in 2024, Asby entered the outlet's midseason Top 100 Outfielder rankings at No. 94 after not being ranked heading into the season.

• Last season, Asby ranked second in the league in runs scored (59), eighth in slugging (.601) and ninth in total hits (71), breaking the program record for single-season grand slams with four – he needs one more to match Mark Wulfert's career record of five.

"Keep an Eye On" New Mexico in Mountain West Race:

• D1Baseball.com slated New Mexico as the team to "Keep an eye on" in this year's Mountain West race behind preseason favorite Fresno State, citing improved pitching depth and a host of high-level hitters returning.

• "This year's team has a chance at making [an NCAA Regional] with five returnees who hit .300-plus, two returning weekend starters on the mound and five key pieces in the bullpen also coming back to campus."

A LOOK AT THE SCHEDULE

- The 53-game schedule, including 30 Mountain West Conference games, opens up at the MLB Desert Invitational in Arizona (Feb. 14-16) and concludes with a conference weekend series at home vs. Fresno State (May 15-17). In that span, the Lobos will face four different teams that reached NCAA Regionals last spring – Arizona, UC Irvine, Grand Canyon and Fresno State – nine times.
- In total, UNM will play 27 games at Santa Ana Star Field in Albuquerque and 26 games on the road throughout the regular season, with 18 games against seven opponents that ranked in the Top 150 in the nation in last season's final RPI rankings.
- Should the Lobos stand among the top six teams in the Mountain West standings upon the conclusion of that weekend, they'll earn a berth to the expanded MWC Baseball Championships May 21-25, hosted this year in Mesa, Ariz.

ESTABLISHED HITTING

UNM holds the nation's 2nd-ranked batting average since 2014, a .307 clip in the last 10 seasons. The Lobos hit .319 to rank 7th nationally in 2024.

DIVISION I BATTING AVERAGES (2014-24)

1 Jackson State .308
2 New Mexico .307
3 Morehead State .307
4 UNC Greensboro .302
5 New Mexico State .301
6 Alabama State .301
7 Arizona .299
8 Virginia .298
9 Air Force .298
10 Wofford .298
11 Georgia Tech .296
12 UNLV .296
13 Louisville .295
14 Austin Peay .295
15 Tennessee Tech .294
16 Texas Tech .294
17 Grand Canyon .293
18 Sam Houston .292
19 Oral Roberts .292
20 San Diego .292

YOUR 2025 LOBOS ROSTER

– UNM's 2025 roster includes 13 returning players with 17 newcomers – the Lobos return seven position players who appeared in at least 20 games in 2024 while losing seven.
– Of the Lobos' newcomers, five are freshmen and 12 are transfers – nine transfers are from junior colleges and three from four-year institutions.
– 30 players are upperclassmen – 15 seniors and 15 juniors – the most upperclassmen Brown has had on a roster in Albuquerque.

PRESEASON MWC COACHES' POLL

2025 PREDICTED ORDER OF FINISH

RANK	SCHOOL (1st Place Votes)	PTS
1.	Fresno State (6)	43
2.	Nevada	35
3.	Washington State (1)	30
4.	UNLV (1)	27
4.	**New Mexico**	**27**
4.	San Diego State	27
7.	Air Force	19
8.	San José State	16

PRESEASON ALL-MWC

NAME	YR.	POS.	SCHOOL
Chase Spencer	Sr.	OF/P	Air Force
Jack Anker	Jr.	P	Fresno State
Victor Arreola	Jr.	P	Fresno State
Murf Gray	Jr.	INF	Fresno State
Eddie Saldivar	Sr.	INF	Fresno State
Michael Ball	Sr.	INF	Nevada
Taylor Holder	Sr.	OF	Nevada
Ethan O'Neal	Sr.	P	Nevada
Will Asby	**Gr.**	**OF**	**New Mexico**
Khalil Walker	**Jr.**	**OF**	**New Mexico**
Finley Bates	So.	INF	San Diego st.

PROGRAM-BUILDING RESUME

– In his first five seasons as head coach at North Dakota State, Brown's teams improved their winning percentage in each season, going from 15-30 (.333) in his first season in 2008 to 40-20 (.667) in 2012 and finishing each of the next nine seasons above .400. The Bison reached the Summit League tournament eight times in that span, advancing to NCAA Regionals in 2014 and 2021.
– He's done the same in each of his first three years in Albuquerque, improving from 21-33 (10-20 MW) in 2022 to 26-25 (13-17 MW) in 2023 to 28-26 (17-13 MW) in 2024.
– Brown coached the Bison to 40-win seasons in 2012 and 2021.
– In Brown's second season at UNM, the Lobos improved to 26-25 from 21-33 the year prior, with the highest team batting average since 2013 (.328) and lowest team ERA since 2016 (5.95). They finished 28-26 on the season (28-24 in regular-season games) the following season in 2024.
– In 16 seasons as a D-I Head Coach, Brown has finished the season above .400 13 times and above .500 seven times – the only three seasons in which he's finished below .400 were his first two years in Fargo (2008, 2009) and his first season in Albuquerque (2022).

2024 REVIEW / 2025 PREVIEW

The Lobos improved their overall record for the second year in a row in 2024 en route to their first Mountain West Tournament berth since 2017, going 28-26 and 17-13 in Mountain West play. UNM wrapped up the season ranked among the nation's most productive offensive teams, posting the seventh-highest team batting average (.319) in the nation while ranking among the Top 50 in team slugging (No. 31, .515), on-base percentage (No. 13, .421), doubles per game (No. 17, 2.24), triples per game (T-No.40, 0.30) and runs per game (No. 25, 8.4).

Heading into Head Coach Tod Brown's fourth year at the helm, the Lobos return four of their top six batters by average – including 2024 MW batting and on-base leader Khalil Walker and fellow All-MW outfielder Will Asby - as well as three starting pitchers that saw significant weekend action last season in Dayne Pengelly (11 GS, 50 IP), David Lopez (11 GS, 65.1 IP) and Daxton Purser (7 GS, 35 IP).

This season, with Washington State joining as an affiliate member for baseball, the Mountain West is an eight-team league for the first time since in conference's history. With the addition of the Cougars, the conference tournament will expand to six teams for the first time since 2016, when UNM last won the tournament to secure an automatic bid to the NCAA Tournament. This year's MW Baseball Championship will also be the first hosted at a neutral-site, set for May 21-25 in Mesa, Ariz.

2024 FINAL MOUNTAIN WEST STANDINGS

School	MW	CPCT.	Overall	PCT.	Streak
1. Air Force	18-12	.600	27-28	.491	L2
2. **New Mexico**	**17-13**	**.567**	**28-26**	**.519**	**L2**
3. Fresno State	16-14	.533	32-27	.542	W3
4. Nevada	16-14	.533	25-26	.490	W1
5. San José St.	16-14	.533	24-32	.429	L1
6. UNLV	12-18	.400	26-26	.500	L2
7. San Diego St.	10-20	.333	17-37	.315	L1

ALL-TIME VS. SAN JOSE ST.

SERIES RECORD: 32-24-1
HOME: 22-8; AWAY: 10-11-1; NEUTRAL: 0-1

3/13/98	Albuquerque, N.M.	W, 8-3
3/14/98	Albuquerque, N.M.	W, 6-5
5/11/98	Albuquerque, N.M.	W, 15-14
3/5/99	San Jose, Calif.	L, 2-4
3/6/99	San Jose, Calif.	L, 0-3
3/7/99	San Jose, Calif.	L, 1-15
3/21/14	Albuquerque, N.M.	W, 10-1
3/22/14	Albuquerque, N.M.	L, 5-8
3/23/14	Albuquerque, N.M.	W, 9-4
4/18/14	San Jose, Calif.	W, 14-2
4/18/14	San Jose, Calif.	W, 5-2
4/19/14	San Jose, Calif.	W, 11-6
5/8/15	Albuquerque, N.M.	W, 12-5
5/9/15	Albuquerque, N.M.	W, 21-7
5/10/15	Albuquerque, N.M.	W, 19-8
3/18/16	Albuquerque, N.M.	W, 9-6
3/19/16	Albuquerque, N.M.	W, 3-2
3/20/16	Albuquerque, N.M.	W, 11-1
4/15/16	San Jose, Calif.	L, 8-9
4/16/16	San Jose, Calif.	W, 6-2
4/17/16	San Jose, Calif.	W, 10-3
3/10/17	Albuquerque, N.M.	W, 11-1
3/11/17	Albuquerque, N.M.	W, 16-8
3/12/17	Albuquerque, N.M.	W, 8-3
4/7/17	San Jose, Calif.	L, 1-2
4/9/17	San Jose, Calif.	T, 5-5
4/27/18	San Jose, Calif.	L, 5-6
4/28/18	San Jose, Calif.	L, 4-5
4/29/18	San Jose, Calif.	L, 2-3
3/1/19	Albuquerque, N.M.	W, 14-2
3/2/19	Albuquerque, N.M.	W, 7-6
3/3/19	Albuquerque, N.M.	L, 18-22
4/5/19	San Jose, Calif.	L, 2-4
4/6/19	San Jose, Calif.	L, 3-8
4/7/19	San Jose, Calif.	L, 1-5
5/22/21	San Jose, Calif.	W, 6-2
5/22/21	San Jose, Calif.	W, 14-2 (7)
5/23/21	San Jose, Calif.	W, 8-4
3/4/22	San Jose, Calif.	W, 5-0
3/5/22	San Jose, Calif.	L, 1-3
3/6/22	San Jose, Calif.	L, 2-4
4/29/22	Albuquerque, N.M.	L, 16-17
4/30/22	Albuquerque, N.M.	L, 6-7
5/1/22	Albuquerque, N.M.	W, 9-7
4/6/23	Albuquerque, N.M.	W, 16-8
4/7/23	Albuquerque, N.M.	L, 3-8
4/8/23	Albuquerque, N.M.	L, 3-14 (8)
3/22/24	Albuquerque, N.M.	L 13-16
3/23/24	Albuquerque, N.M.	W, 7-5
3/23/24	Albuquerque, N.M.	W, 17-4 (7)
5/16/24	San Jose, Calif.	L, 7-8
5/17/24	San Jose, Calif.	L, 1-5
5/18/24	San Jose, Calif.	W, 10-9 (11)
5/23/24	San Diego Calif.*	L, 5-8
4/25/25	Albuquerque, N.M.	W, 25-2 (7)
4/26/25	Albuquerque, N.M.	W, 19-3 (7)
4/27/25	Albuquerque, N.M.	L,12-14

2025 SEASON BY RPI

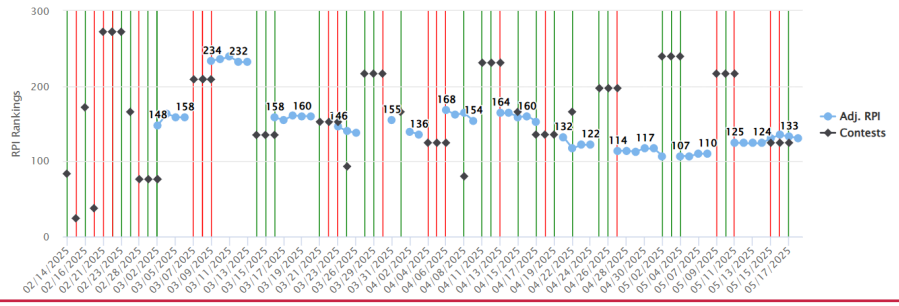

2024 MW TOURNAMENT BOX SCORES

05-23-24 at San Diego, Calif. (Tony Gwynn Stadium)

San Jose State 8 (23-31)

Player	ab	r	h	rbi	bb	so	po	a	lob
HAMCHUK, Robert lf	4	1	2	1	2	0	3	0	0
DORRAUGH, Hunter 1b	6	1	2	0	0	1	5	0	2
HARDY, Theo ss	5	1	3	2	0	1	1	1	2
BOWLING, Dalton 2b	5	1	3	1	0	1	2	2	0
ORDUNO, Sebastian cf	3	1	0	0	2	1	4	0	1
CADENA, Nathan 3b	4	1	2	0	1	1	0	2	0
SPEAR, Matt c	5	1	2	2	0	0	8	2	5
LEWIS, Jared dh	5	0	1	2	0	2	0	0	0
FORBES, Jackson rf	4	1	0	0	0	1	4	0	2
CHASE, Keaton p	0	0	0	0	0	0	0	0	0
GUTIERREZ, Jesse p	0	0	0	0	0	0	0	0	0
Totals	41	8	15	8	5	8	27	7	12

New Mexico 5 (28-25)

Player	ab	r	h	rbi	bb	so	po	a	lob
KINKADE, Konner 2b	4	1	1	3	0	1	3	2	0
ASBY, Will rf	4	0	0	0	0	0	5	0	0
HOLLAND, Jake c	4	1	2	1	0	0	8	0	0
SPENRATH, Reed 1b	3	0	0	0	1	2	5	1	0
SMITH, Kyle dh	3	0	0	0	0	1	0	0	2
WOOD, Tye lf	4	0	1	0	0	2	1	0	0
CARRIS, Akili 3b	3	0	1	0	0	0	0	0	0
MCALISTER, Josh ph	1	1	1	1	0	0	0	0	0
WEISSENBORN, Chase ss	3	1	0	0	1	1	0	2	2
WALKER, Khalil cf	4	1	2	0	0	1	4	0	0
PENGELLY, Dayne p	0	0	0	0	0	0	0	0	0
STEINKAMP, Arthur p	0	0	0	0	0	0	1	2	0
JACKSON, Jaren p	0	0	0	0	0	0	0	1	0
Totals	33	5	8	5	2	8	27	8	4

Score by Innings	1	2	3	4	5	6	7	8	9	R	H	E
San Jose State	1	3	1	1	0	2	0	0	0	**8**	**15**	**0**
New Mexico	0	3	1	0	0	0	0	0	1	**5**	**8**	**1**

E - ASBY, W.(5). DP - SJ 1; NM 1. LOB - SJ 12; NM 4. 2B - Hamchuk(15); Hardy(13); Bowling(19); Cadena(10). HR - KINKADE, K.(1); HOLLAND, J.(17); MCALISTER, J(6). HBP - Forbes; SMITH, K.. CS - WOOD, T.(4).

San Jose State	ip	h	r	er	bb	so	ab	bf	np
CHASE, Keaton	2.0	5	4	4	2	0	10	12	58
GUTIERREZ, Jesse	7.0	3	1	1	0	8	23	24	89

New Mexico	ip	h	r	er	bb	so	ab	bf	np
PENGELLY, Dayne	2.0	7	5	5	1	3	12	13	42
STEINKAMP, Arthur	3.0	5	3	3	0	2	14	15	54
JACKSON, Jaren	4.0	3	0	0	4	3	15	19	78

Win - Gutierrez (4-4). Loss - PENGELLY, D. (4-5). Save - None.
WP - Gutierrez(4). HBP - by STEINKAMP, A (Forbes); by Gutierrez (SMITH, K.). BK - PENGELLY, D.(3). Inherited runners/scored: STEINKAMP, A 1/1; JACKSON, J. 1/1. Pitches/strikes: Chase 58/31; Gutierrez 89/64; PENGELLY, D. 42/28; STEINKAMP, A 54/34; JACKSON, J. 78/43.

05-24-24 at San Diego, Calif. (Tony Gwynn Stadium)

Fresno State 6 (30-27)

Player	ab	r	h	rbi	bb	so	po	a	lob
NEWTON, Ben ss	4	0	0	0	0	2	2	3	0
HOPFE, Tommy 1b	3	1	0	0	1	0	7	0	0
SALDIVAR, Eddie 2b	4	1	1	0	0	0	1	6	0
MORGAN, Grady rf	3	2	2	3	1	0	0	0	0
GRAY, Triston "Murf" 3b	3	1	1	0	1	0	1	1	0
DAVIS, Tyler c	3	0	0	1	0	3	11	0	0
BLANDFORD, Bobby lf	3	0	1	1	1	0	3	0	0
STRANSKY, Justin dh	4	0	0	0	0	0	0	0	1
McKERNAN, Michael cf	4	1	1	1	0	2	2	0	2
RIDING, Jake p	0	0	0	0	0	0	0	0	0
ARMSTRONG, Bryce p	0	0	0	0	0	0	0	0	0
CREMAROSA, Aidan p	0	0	0	0	0	0	0	0	0
Totals	31	6	6	6	4	7	27	10	3

New Mexico 1 (28-26)

Player	ab	r	h	rbi	bb	so	po	a	lob
KINKADE, Konner 2b	3	0	0	0	0	0	3	4	1
ASBY, Will rf	3	0	1	0	0	0	1	0	0
HOLLAND, Jake c	3	0	0	0	1	1	6	2	0
SPENRATH, Reed 1b	3	0	0	1	1	1	11	0	0
OTT, Ethan dh	2	0	0	0	0	2	0	0	0
TRUJILLO, Gene ph/dh	2	0	0	0	0	1	0	0	4
WOOD, Tye lf	3	0	1	0	0	2	3	0	0
STEPHENS, Sean ph	1	0	0	0	0	0	0	0	0
MCALISTER, Josh 3b	3	0	1	0	0	2	0	2	0
DIXON, Devon ph	1	0	0	0	0	1	0	0	0
WEISSENBORN, Chase ss	4	0	0	0	0	1	2	3	1
WALKER, Khalil cf	3	1	1	0	0	0	1	0	1
RUSSELL, Brett p	0	0	0	0	0	0	0	1	0
PURSER, Daxton p	0	0	0	0	0	0	0	0	0
BANNISTER, Wil p	0	0	0	0	0	0	0	0	0
Totals	31	1	4	1	2	11	27	12	7

Score by Innings	1	2	3	4	5	6	7	8	9	R	H	E
Fresno State	0	1	3	0	1	0	0	0	1	**6**	**6**	**1**
New Mexico	0	0	0	0	0	1	0	0	0	**1**	**4**	**0**

E - MORGAN, G.(2). DP - FS 1. LOB - FS 3; NM 7. 2B - GRAY, T(14); WOOD, T.(8). 3B - MORGAN, G.(2). HR - MORGAN, G.(13); McKERNAN, M.(3). HBP - KINKADE, K.; ASBY, W.. SF - DAVIS, T.(3). CS - MORGAN, G.(3).

Fresno State	ip	h	r	er	bb	so	ab	bf	np
RIDING, Jake	7.0	3	1	0	1	9	25	28	106
ARMSTRONG, Bryce	0.0	1	0	0	0	0	1	1	2
CREMAROSA, Aidan	2.0	0	0	0	1	2	5	6	26

New Mexico	ip	h	r	er	bb	so	ab	bf	np
RUSSELL, Brett	7.0	5	5	5	2	5	25	27	101
PURSER, Daxton	1.0	0	0	0	0	1	3	3	14
BANNISTER, Wil	1.0	1	1	1	2	1	3	6	30

Win - RIDING, J. (5-5). Loss - RUSSELL, B. (4-4). Save - CREMAROSA, A (3).
HBP - by RIDING, J. (ASBY, W.); by RIDING, J. (KINKADE, K.). Inherited runners/scored: ARMSTRONG, B 1/0; CREMAROSA, A 2/0. Pitches/strikes: RIDING, J. 106/73; ARMSTRONG, B 2/1; CREMAROSA, A 26/13; RUSSELL, B. 101/66; PURSER, D. 14/9; BANNISTER, W 30/14.

2025 NUMERICAL ROSTER

NO.	NAME	POS.	HT.	WT.	B/T	YR.	HOMETOWN (PREV. SCHOOL)
2	Cooper Brass	INF	5-10	170	R/R	R-FR	Chandler, AZ (Hamilton HS)
3	Karsen Waslefsky	INF	6-0	190	R/R	JR	Gilbert, AZ (Casteel HS/South Mountain CC)
4	Tye Wood	OF	5-11	185	S/L	SR	Gardner, KS (Gardner Edgerton HS/Iowa Western)
5	Shane Miller	INF	6-1	190	L/R	FR	Gilbert, AZ (Higley HS)
6	Brian McBroom	RHP	6-0	180	R/R	SR	Oakley, CA (Freedom HS/Howard College)
7	Tommy White	RHP	6-4	210	R/R	JR	Albuquerque, NM (Cibola HS/Illinois/Pima CC)
8	Diego Alvarez	RHP	5-10	185	R/R	JR	Sahuarita, AZ (Sahuarita HS/Pima CC)
9	Josh McAlister	INF	6-2	195	R/R	SR	Homewood, IL (Flossmoor HS/Ohio St.)
10	Jordy Oriach	OF	6-5	225	L/L	JR	Haverhill, MA (Haverhill HS/Frank Phillips College)
11	Matt Cornelius	LHP	6-0	185	L/L	SR	Zuni, NM (St. Pius X/Pima CC/Arizona State)
12	Will Asby	OF	5-11	200	L/R	SR	Sacramento, CA (Jesuit HS/Sac. City Coll./San Francisco)
13	Matt Romero	LHP	6-0	195	L/L	SR	Albuquerque, NM (Sandia HS/New Mexico St.)
14	Akili Carris	INF	6-2	185	R/R	JR	Albuquerque, NM (La Cueva HS)
15	Khalil Walker	OF	5-10	170	L/L	SR	Mansfield, TX (Timberview HS/E. Arizona)
16	Grant Origer	RHP	6-3	225	R/R	FR	Parker, TX (Plano East HS)
17	Cristian Mogen	RHP	6-0	200	R/R	R-FR	Peoria, AZ (Centennial HS)
18	Beck Sullivan	RHP	5-11	180	R/R	FR	Waxahachie, TX (Waxahachie HS)
19	Justin Still	LHP	6-3	215	L/L	SR	Chandler, AZ (Perry HS)
20	Luke Banister	C	5-10	200	R/R	SR	Round Rock, TX (Hutto HS/Temple Coll./Cleveland Coll.)
22	Ben Baker-Livingston	RHP	6-2	185	R/R	R-JR	Richardson, TX (Plano East HS)
23	Ty Cunningham	RHP	6-3	215	R/R	JR	Iowa Park, TX (Iowa Park HS/Vernon College)
24	Brodey Williams	C	6-0	210	L/R	JR	Houston, TX (Barbers Hill HS/McLennan CC)
25	Luke Wiseman	RHP	6-0	215	R/R	R-JR	Wylie, TX (Wylie HS/Odessa College)
26	Luke Mansy	INF/OF	5-10	180	L/R	R-JR	San Diego, CA (St. Augustine HS/Santa Clara/Grossmont)
27	David Lopez	RHP	6-2	220	R/R	SR	Mission, TX (Sharyland Pioneer HS/Wharton County JC)
28	Charles Lavigne	RHP	6-5	210	L/R	FR	Blainville, Quebec (Ecole Saint-Gabriel HS)
29	Caleb Herd	C	5-9	185	R/R	JR	Vail, AZ (Cienega HS/Pima CC)
31	Dayne Pengelly	RHP	6-3	215	L/R	SR	Rio Rancho, NM (Cleveland HS/Embry-Riddle/Pima CC)
32	Sydney Ward	OF	6-0	240	R/R	JR	Albuquerque, NM (McKinney HS/Amarillo College)
33	Daxton Purser	LHP	6-1	225	L/L	SR	Providence, UT (Ridgeline HS/Salt Lake CC)
34	Josh Barnhouse	RHP	6-6	240	R/R	SR	Prosper, TX (Prosper HS/Crowder College)
35	Presley Monteforte	LHP	6-0	190	R/L	JR	Centennial, CO (Arapahoe HS/Phoenix College)
36	Elias Fiddler	UTL	6-0	200	R/R	JR	Durango, CO (Durango HS/Utah)
38	Blake Lehmbeck	RHP	6-1	225	R/R	SO	Tucson, AZ (Canyon Del Oro HS)
39	Ryan Castillo	RHP	6-2	195	R/R	SO	Los Lunas, NM (Los Lunas HS)
42	Blake Bell	RHP	6-4	215	R/R	FR	Phoenix, AZ (Mountain Pointe HS)
43	Gene Trujillo	1B	6-6	245	L/R	SO	Albuquerque, NM (St. Pius X)
47	Ethan Ott	1B/OF	6-2	215	R/R	SR	Chesapeake, VA (Greenbriar Christian/UNC Pembroke)
48	Andrew Neil	RHP/IF	5-11	185	L/R	SR	Oakley, CA (Freedom HS/Folsom Lake CC)
49	Jack Messmore	RHP	6-1	215	L/R	JR	Niceville, FL (Niceville HS/Delaware State)

COACHING STAFF

21 Tod Brown [1] - Head Coach, 4th season
45 Michael Lopez [2] - Assistant Coach, 4th season
37 Matt Risdon [3] - Assistant Coach, 3rd season
46 Justin Mitchell [4] - Assistant Coach, 2nd season
Tyler McPeak - Dir. of Ops & Player Development, 1st season

[1] Coaches Third Base
[2] Pitching Coach
[3] Coaches First Base
[4] Hitting Coach

PRONUNCIATIONS

#3 Karsen **Waslefsky** - Wah-sleff-skee
#10 Jordy **Oriach** - Or-ee-otch
#12 Will **Asby** - Az-bee
#14 **Akili Carris** - Achille care-iss
#15 **Khalil** Walker - Kuh-lil, not leel
#27 **David** Lopez - Dahveed
#31 Dayne **Pengelly** - Pen-ghell-ee (hard g)
#38 Blake **Lehmbeck** - Lem-beck
#43 Gene **Trujillo** - True-hee-yo

2025 ALPHABETICAL ROSTER

NO.	NAME	POS.	HT.	WT.	B/T	YR.	DOB	HOMETOWN (HIGH SCHOOL)
8	Diego Alvarez	RHP	5-10	185	R/R	JR	6/5/04	Sahuarita, AZ (Sahuarita HS)
12	Will Asby	OF	5-11	200	L/R	SR	1/15/01	Sacramento, CA (Jesuit HS)
22	Ben Baker-Livingston	RHP	6-2	185	R/R	R-JR	1/8/03	Richardson, TX (Plano East HS)
20	Luke Banister	C	5-10	200	R/R	SR	6/21/01	Round Rock, TX (Hutto HS)
34	Josh Barnhouse	RHP	6-6	240	R/R	SR	5/30/03	Prosper, TX (Prosper HS)
42	Blake Bell	RHP	6-4	215	R/R	FR	4/1/05	Phoenix, AZ (Mountain Pointe HS)
2	Cooper Brass	INF	5-10	170	R/R	R-FR	2/14/05	Chandler, AZ (Hamilton HS)
39	Ryan Castillo	RHP	6-2	180	R/R	SO	9/25/04	Los Lunas, NM (Los Lunas HS)
14	Akili Carris	INF	6-2	185	R/R	JR	6/24/04	Albuquerque, NM (La Cueva HS)
11	Matt Cornelius	LHP	6-0	185	L/L	SR	8/21/02	Zuni, NM (St. Pius X HS)
23	Ty Cunningham	RHP	6-3	215	R/R	JR	8/15/03	Iowa Park, TX (Iowa Park HS)
36	Elias Fiddler	UTL	6-0	175	R/R	JR	9/26/02	Durango, CO (Durango HS)
29	Caleb Herd	C	5-9	185	R/R	JR	10/10/03	Vail, AZ (Cienega HS)
28	Charles Lavigne	RHP	6-5	200	L/R	FR	5/19/05	Blainville, Quebec (Ecole St.-Gabriel HS)
38	Blake Lehmbeck	RHP	6-1	195	R/R	SO	3/13/04	Tucson, AZ (Canyon Del Oro HS)
27	David Lopez	RHP	6-1	220	R/R	SR	7/7/03	Mission, TX (Sharyland Pioneer HS)
26	Luke Mansy	INF/OF	5-10	180	L/R	R-JR	9/14/02	San Diego, CA (St. Augustine HS)
9	Josh McAlister	INF	6-2	185	R/R	SR	1/10/03	Homewood, IL (Flossmoor HS)
6	Brian McBroom	RHP	6-0	180	R/R	SR	11/1/02	Oakley, CA (Freedom HS)
49	Jack Messmore	RHP	6-1	215	L/R	JR	1/5/04	Niceville, FL (Niceville HS)
5	Shane Miller	INF	6-1	190	L/R	FR	10/16/05	Gilbert, AZ (Higley HS)
17	Cristian Mogen	RHP	6-0	180	R/R	R-FR	7/6/05	Peoria, AZ (Centennial HS)
35	Presley Monteforte	LHP	6-0	190	R/L	JR	8/2/04	Centennial, CO (Arapahoe HS)
48	Andrew Neil	P/INF	5-11	185	L/R	SR	10/27/01	Oakley, CA (Freedom HS)
47	Ethan Ott	1B/OF	6-2	215	R/R	SR	6/27/03	Chesapeake, VA (Greenbriar Christian)
16	Grant Origer	RHP	6-3	225	R/R	FR	11/11/05	Parker, TX (Plano East HS)
10	Jordy Oriach	OF	6-5	225	L/L	JR	3/5/03	Haverhill, MA (Haverhill HS)
31	Dayne Pengelly	RHP	6-2	195	L/R	SR	2/18/03	Rio Rancho, NM (Cleveland HS)
33	Daxton Purser	LHP	6-1	225	L/L	SR	3/16/02	Providence, UT (Ridgeline HS)
13	Matt Romero	LHP	6-0	195	L/L	SR	5/17/03	Albuquerque, NM (Sandia HS)
19	Justin Still	LHP	6-3	215	L/L	SR	8/24/02	Chandler, AZ (Perry HS)
18	Beck Sullivan	RHP	5-11	180	R/R	FR	3/31/05	Waxahachie, TX (Waxahachie HS)
43	Gene Trujillo	1B	6-5	230	L/R	SO	5/27/05	Albuquerque, NM (St. Pius X HS)
15	Khalil Walker	OF	5-10	170	L/L	SR	12/28/02	Mansfield, TX (Timberview HS)
32	Sydney Ward	OF	6-0	240	R/R	JR	11/21/03	Albuquerque, NM (McKinney HS)
3	Karsen Waslefsky	INF	6-0	175	R/R	JR	7/20/04	Gilbert, AZ (Casteel HS)
25	Luke Wiseman	RHP	6-0	215	R/R	R-JR	12/16/02	Wylie, TX (Wylie HS)
24	Brodey Williams	C	6-0	210	L/R	JR	9/12/04	Houston, TX (Barbers Hill HS)
7	Tommy White	RHP	6-4	210	R/R	JR	4/20/04	Albuquerque, NM (Cibola HS)
4	Tye Wood	OF	5-11	185	S/L	SR	6/19/03	Gardner, KS (Gardner Edgerton HS)

BY POSITION

FIRST BASE (2): Ott, Trujillo
INFIELD (5): Brass, Carris, Mansy, McAlister, Miller, Neil
OUTFIELD (5): Asby, Walker, Ward, Oriach, Wood
CATCHER (3): Banister, Herd, Williams
RHP (18): Alvarez, Baker-Livingston, Barnhouse, Bell, Castillo, Mogen, Lopez, Lehmbeck, Origer, Pengelly, Cunningham, Wiseman, White, Sullivan, Messmore, Lavigne, McBroom
LHP (7): Cornelius, Romero, Still, Monteforte, Purser, Barnhouse
UTL (1): Fiddler

BY CLASS

TRUE FRESHMEN (5): Miller, Origer, Sullivan, Lavigne, Bell
REDSHIRT FRESHMEN (5): Brass, Mogen
SOPHOMORES (3): Castillo, Trujillo, Lehmbeck
JUNIORS (15): Waslefsky, White, Alvarez, Oriach, Carris, Baker-Livingston, Cunningham, Williams, Wiseman, Mansy, Pengelly, Ward, Monteforte, Fiddler, Messmore
SENIORS (15): Wood, McBroom, McAlister, Cornelius, Asby, Romero, Walker, Banister, Lopez, Pengelly, Barnhouse, Ott, Neil

BREAKDOWN

POSITION PLAYERS

Returners.....23
Newcomers 17
Starters Returning 5
Starters Lost 4
Lettermen Returning 8
Lettermen Lost 8

PITCHERS

Pitchers Returning.....11
Pitchers Lost.....5
Weekend Starters Returning.....2/3
Returners w/ 1+ GS in '24 7
Returners w/5+ App. in '24.....7
Returners w/1+ App. in '24.....10

2025 NEW MEXICO OVERALL STATS

Record: 30-22 Home: 19-8 Away: 9-13 Neutral: 2-1 MW: 17-13

Player	avg	gp-gs	ab	r	h	2b	3b	hr	rbi	tb	slg%	bb	hp	so	gdp	ob%	sf	sh	sb-att	po	a	e	fld%
15 WALKER, Khalil	.397	52-52	194	48	77	16	5	4	34	115	.593	18	5	23	2	.457	2	4	2-5	132	0	1	.992
10 ORIACH, Jordy	.395	51-51	210	65	83	25	2	16	63	160	.762	28	7	28	4	.476	3	0	1-2	17	0	0	1.000
9 MCALISTER, Josh	.371	46-44	167	44	62	9	1	16	42	121	.725	21	6	48	2	.456	1	1	14-15	64	124	10	.949
47 OTT, Ethan	.368	47-46	185	48	68	22	1	15	56	137	.741	27	8	48	6	.462	3	0	0-1	362	22	0	1.000
14 CARRIS, Akili	.341	45-40	167	33	57	13	1	1	44	75	.449	11	1	31	3	.379	3	0	1-3	26	45	10	.877
12 ASBY, Will	.340	50-50	215	58	73	20	1	13	55	134	.623	27	3	37	3	.415	3	2	1-1	95	0	0	1.000
4 WOOD, Tye	.327	47-39	156	53	51	14	1	5	32	82	.526	34	5	43	2	.459	1	2	7-8	60	1	2	.968
3 WASLEFSKY, Karsen	.288	44-36	139	32	40	6	1	5	31	63	.453	13	2	24	0	.355	1	1	3-6	46	115	7	.958
---																							
26 MANSY, Luke	.357	34-23	84	23	30	7	0	1	23	40	.476	19	5	9	0	.482	4	0	0-0	24	43	6	.918
48 NEIL, Andrew	.308	29-7	52	16	16	1	1	4	12	31	.596	4	4	16	1	.393	1	0	0-0	7	3	2	.833
24 WILLIAMS, Brodey	.287	31-28	101	18	29	10	0	2	15	45	.446	18	1	24	4	.393	2	2	1-2	205	29	0	1.000
2 BRASS, Cooper	.284	37-17	81	17	23	4	0	1	12	30	.370	12	1	12	2	.371	3	2	3-4	37	52	2	.978
29 HERD, Caleb	.274	26-20	62	17	17	0	0	4	16	29	.468	14	1	16	2	.405	2	1	0-0	136	9	3	.980
43 TRUJILLO, Gene	.214	25-9	42	9	9	0	0	3	9	18	.429	8	4	16	2	.389	0	0	1-1	55	2	1	.983
20 BANISTER, Luke	.167	13-5	30	5	5	1	0	1	8	9	.300	4	0	11	2	.257	1	0	0-0	42	3	0	1.000
5 MILLER, Shane	.000	3-1	4	1	0	0	0	0	3	0	.000	2	0	2	0	.286	1	0	0-0	4	3	0	1.000
Totals	.339	52	1889	487	640	148	14	91	455	1089	.576	260	53	388	35	.427	31	15	34-48	1337	509	51	.973
Opponents	.321	52	1868	446	599	151	34	49	417	965	.517	238	66	392	31	.410	33	13	52-72	1318	450	57	.969

LOB - Team (443), Opp (435). DPs turned - Team (38), Opp (40). IBB - Team (6), MCALISTER, J 2, ORIACH, J. 2, MANSY, L. 1, TRUJILLO, G. 1, Opp (3). Picked off - WOOD, T. 1.

(All games Sorted by Earned run avg)

Player	era	w-l	app	gs	cg	sho	sv	ip	h	r	er	bb	so	2b	3b	hr	b/avg	wp	hp	bk	sfa	sha
7 WHITE, Tommy	4.95	2-0	18	0	0	0/0	1	36.1	42	21	20	17	32	10	2	4	.296	0	7	0	0	1
34 BARNHOUSE, Josh	5.95	4-1	27	0	0	0/1	1	42.1	51	29	28	15	29	11	7	5	.307	2	1	0	5	3
33 PURSER, Daxton	7.32	3-4	16	10	0	0/1	1	67.2	80	62	55	29	79	20	2	9	.287	8	2	0	5	1
31 PENGELLY, Dayne	8.50	3-2	12	11	0	0/1	0	42.1	59	46	40	30	35	16	2	2	.331	3	7	0	3	2
39 CASTILLO, Ryan	8.65	4-4	12	9	1	0/0	0	42.2	67	44	41	13	39	17	2	4	.354	8	3	0	1	1
---																						
25 WISEMAN, Luke	4.55	4-0	24	0	0	0/0	1	29.2	39	21	15	12	25	11	2	2	.300	1	2	1	1	1
23 CUNNINGHAM, Ty	5.91	2-2	21	0	0	0/1	10	32.0	32	21	21	22	26	9	1	0	.258	3	4	0	2	1
17 MOGEN, Cristian	8.18	2-1	8	7	0	0/0	0	22.0	28	22	20	11	24	7	0	2	.315	0	3	0	2	1
35 MONTEFORTE, Presley	8.60	2-2	10	5	0	0/0	0	30.1	46	31	29	16	23	14	1	2	.346	2	9	1	0	1
27 LOPEZ, David	9.37	1-2	4	4	0	0/0	0	16.1	20	19	17	9	14	3	3	3	.294	5	5	0	1	0
8 ALVAREZ, Diego	9.69	1-3	8	4	0	0/0	1	26.0	36	28	28	8	20	6	5	5	.321	0	4	0	2	0
11 CORNELIUS, Matt	11.48	1-0	8	0	0	0/0	0	13.1	19	21	17	14	13	7	0	3	.339	2	5	0	2	1
19 STILL, Justin	12.00	1-0	6	0	0	0/0	0	6.0	10	9	8	7	7	2	1	0	.385	1	2	0	0	0
49 MESSMORE, Jack	14.00	0-1	11	0	0	0/1	0	18.0	35	31	28	11	11	12	4	4	.412	2	1	1	5	0
13 ROMERO, Matt	14.00	0-0	12	1	0	0/0	0	9.0	17	14	14	8	5	2	0	1	.395	2	4	0	1	0
6 MCBROOM, Brian	17.47	0-0	7	0	0	0/0	0	5.2	10	11	11	5	5	2	2	1	.417	0	1	0	2	0
38 LEHMBECK, Blake	18.00	0-0	1	0	0	0/0	0	1.0	1	2	2	0	0	1	0	0	.333	0	1	0	1	0
42 BELL, Blake	20.25	0-0	3	0	0	0/0	0	2.2	3	6	6	5	3	0	0	2	.300	0	2	0	0	0
22 BAKER-LIVINGSTON,Be	27.00	0-0	2	1	0	0/0	0	1.1	2	4	4	5	1	0	0	0	.333	1	1	0	0	0
16 ORIGER, Grant	36.00	0-0	2	0	0	0/0	0	1.0	2	4	4	1	1	1	0	0	.400	0	2	0	0	0
Totals	8.24	30-22	52	52	1	1/1	15	445.2	599	446	408	238	392	151	34	49	.321	40	66	3	33	13
Opponents	8.81	22-30	52	52	0	2/2	7	439.1	640	487	430	260	388	148	14	91	.339	50	53	3	31	15

PB - Team (7), BANISTER, L. 4, WILLIAMS, B. 2, HERD, C. 1, Opp (7). Pickoffs - Team (4), ALVAREZ, D. 1, PURSER, D. 1, MONTEFORTE 1, CORNELIUS, M 1, Opp (1). SBA/ATT - WILLIAMS, B. (33-43), HERD, C. (12-16), PURSER, D. (9-12), PENGELLY, D. (6-10), BANISTER, L. (7-10), ALVAREZ, D. (6-8), CASTILLO, R. (3-7), WISEMAN, L. (5-5), WHITE, T. (3-4), BARNHOUSE, J (3-4), MONTEFORTE (2-4), MESSMORE, J. (3-3), MOGEN, C. (2-3), LOPEZ, D. (2-3), STILL, J. (2-2), ROMERO, M. (2-2), CUNNINGHAM (2-2), BAKER-LIVING (1-1), BELL, B. (1-1), CORNELIUS, M (0-1).

MOUNTAIN WEST-ONLY STATISTICS

Record: 17-13 Home: 10-5 Away: 7-8 MW: 17-13

Player	avg	gp-gs	ab	r	h	2b	3b	hr	rbi	tb	slg%	bb	hp	so	gdp	ob%	sf	sh	sb-att	po	a	e	fld%
15 WALKER, Khalil	.418	30-30	110	29	46	8	1	2	20	62	.564	12	4	14	2	.484	2	2	0-2	85	0	0	1.000
9 MCALISTER, Josh	.410	27-26	105	27	43	5	1	10	27	80	.762	9	2	24	2	.462	1	0	8-9	38	67	2	.981
47 OTT, Ethan	.400	30-30	120	32	48	16	0	13	38	103	.858	19	3	28	3	.493	0	0	0-1	229	13	0	1.000
10 ORIACH, Jordy	.358	29-29	123	35	44	13	1	7	31	80	.650	18	3	17	3	.445	2	0	0-0	0	0	0	.000
26 MANSY, Luke	.354	24-18	65	16	23	6	0	0	18	29	.446	12	2	7	0	.446	4	0	0-0	23	36	5	.922
14 CARRIS, Akili	.351	26-23	94	23	33	9	1	0	19	44	.468	8	1	17	2	.396	3	0	0-0	14	29	8	.843
12 ASBY, Will	.346	29-29	127	32	44	9	1	7	39	76	.598	16	2	23	1	.422	2	0	0-0	61	0	0	1.000
4 WOOD, Tye	.333	30-27	114	35	38	10	0	2	21	54	.474	20	2	35	2	.441	0	2	5-6	45	0	1	.978
3 WASLEFSKY, Karsen	.291	27-19	79	20	23	3	0	4	21	38	.481	7	0	12	0	.349	0	1	1-2	20	71	4	.958
24 WILLIAMS, Brodey	.268	22-20	71	11	19	7	0	2	11	32	.451	11	0	16	2	.357	2	2	1-1	144	23	0	1.000
---																							
29 HERD, Caleb	.375	16-10	32	10	12	0	0	3	12	21	.656	5	1	5	1	.462	1	1	0-0	60	2	2	.969
48 NEIL, Andrew	.294	19-4	34	11	10	1	1	3	11	22	.647	2	2	10	1	.359	1	0	0-0	6	1	1	.875
43 TRUJILLO, Gene	.231	15-0	13	3	3	0	0	2	6	9	.692	4	1	5	0	.444	0	0	0-0	9	0	0	1.000
2 BRASS, Cooper	.194	22-4	31	5	6	1	0	1	2	10	.323	3	1	6	0	.286	0	0	0-0	18	21	2	.951
20 BANISTER, Luke	.000	8-1	10	2	0	0	0	0	0	0	.000	4	0	6	0	.286	0	0	0-0	11	0	0	1.000
Totals	.348	30	1128	291	392	88	6	56	276	660	.585	150	24	225	19	.429	18	8	15-21	777	293	29	.974
Opponents	.329	30	1104	258	363	98	14	28	242	573	.519	136	29	221	17	.411	16	9	29-39	775	255	35	.967

LOB - Team (262), Opp (259). DPs turned - Team (22), Opp (22). IBB - Team (5), ORIACH, J. 2, MCALISTER, J 2, TRUJILLO, G. 1, Opp (3). Picked off - WOOD, T. 1.

(MW games only Sorted by Earned run avg)

Player	era	w-l	app	gs	cg	sho	sv	ip	h	r	er	bb	so	2b	3b	hr	b/avg	wp	hp	bk	sfa	sha
7 WHITE, Tommy	3.55	0-0	11	0	0	0/0	1	25.1	26	10	10	11	18	7	1	1	.274	0	5	0	0	1
33 PURSER, Daxton	6.55	3-2	10	10	0	0/0	0	55.0	65	47	40	24	57	16	1	6	.288	6	1	0	4	1
34 BARNHOUSE, Josh	7.61	3-1	16	0	0	0/0	1	23.2	34	21	20	11	18	8	4	4	.351	1	0	0	3	3
35 MONTEFORTE, Presley	7.71	2-2	8	5	0	0/0	0	28.0	38	25	24	16	21	12	1	2	.325	2	7	1	0	1
39 CASTILLO, Ryan	11.31	2-3	8	5	1	0/0	0	24.2	45	31	31	5	22	13	1	3	.388	6	2	0	1	1
---																						
19 STILL, Justin	3.38	0-0	2	0	0	0/0	0	2.2	1	1	1	1	2	1	0	0	.125	1	2	0	0	0
25 WISEMAN, Luke	5.12	3-0	14	0	0	0/0	1	19.1	29	17	11	8	15	9	1	1	.322	1	0	0	0	1
23 CUNNINGHAM, Ty	7.27	2-1	11	0	0	0/0	3	17.1	18	14	14	11	12	5	1	0	.265	3	4	0	1	0
42 BELL, Blake	9.00	0-0	1	0	0	0/0	0	2.0	0	2	2	2	3	0	0	0	.000	0	2	0	0	0
17 MOGEN, Cristian	9.33	1-1	6	5	0	0/0	0	18.1	27	21	19	8	19	7	0	2	.346	0	2	0	2	0
49 MESSMORE, Jack	10.38	0-0	5	0	0	0/0	0	8.2	18	11	10	4	4	5	1	3	.429	1	0	0	2	0
31 PENGELLY, Dayne	10.50	1-2	6	5	0	0/0	0	18.0	36	26	21	16	17	10	1	2	.419	2	1	0	2	1
8 ALVAREZ, Diego	10.50	0-1	4	0	0	0/0	1	6.0	7	7	7	5	5	1	0	2	.269	0	0	0	0	0
11 CORNELIUS, Matt	14.54	0-0	3	0	0	0/0	0	4.1	7	11	7	7	3	4	0	1	.318	0	1	0	0	0
13 ROMERO, Matt	18.69	0-0	7	0	0	0/0	0	4.1	9	9	9	4	3	0	0	1	.409	1	2	0	0	0
6 MCBROOM, Brian	33.75	0-0	3	0	0	0/0	0	1.1	3	5	5	3	2	0	2	0	.500	0	0	0	1	0
Totals	8.03	17-13	30	30	1	0/0	7	259.0	363	258	231	136	221	98	14	28	.329	24	29	1	16	9
Opponents	9.16	13-17	30	30	0	0/0	6	258.1	392	291	263	150	225	88	6	56	.348	28	24	1	18	8

PB - Team (4), WILLIAMS, B. 2, BANISTER, L. 1, HERD, C. 1, Opp (4). Pickoffs - Team (2), MONTEFORTE 1, PURSER, D. 1, Opp (1).
SBA/ATT - WILLIAMS, B. (23-30), PURSER, D. (8-11), PENGELLY, D. (4-6), HERD, C. (5-6), CASTILLO, R. (3-4), MONTEFORTE (2-4), WHITE, T. (3-3), MOGEN, C. (2-3), WISEMAN, L. (2-2), BARNHOUSE, J (1-2), ROMERO, M. (1-1), MESSMORE, J. (1-1), ALVAREZ, D. (1-1), BANISTER, L. (1-1), CUNNINGHAM (1-1).

LAST TIME AROUND VS. SAN JOSE STATE

Record: 2-1 Home: 2-1 Away: 0-0 MW: 2-1

Player	avg	gp-gs	ab	r	h	2b	3b	hr	rbi	tb	slg%	bb	hp	so	gdp	ob%	sf	sh	sb-att	po	a	e	fld%
15 WALKER, Khalil	.750	3-3	12	7	9	2	0	1	6	14	1.167	1	0	0	0	.714	1	0	0-0	3	0	0	1.000
47 OTT, Ethan	.750	3-3	12	6	9	5	0	0	3	14	1.167	3	0	2	0	.800	0	0	0-0	19	2	0	1.000
12 ASBY, Will	.571	3-3	14	7	8	2	0	1	7	13	.929	1	0	3	0	.600	0	0	0-0	6	0	0	1.000
10 ORIACH, Jordy	.462	3-3	13	7	6	1	0	1	3	10	.769	2	0	2	0	.533	0	0	0-0	0	0	0	.000
3 WASLEFSKY, Karsen	.462	3-3	13	7	6	0	0	1	5	9	.692	1	0	3	0	.500	0	0	1-1	3	14	0	1.000
4 WOOD, Tye	.429	3-3	14	6	6	1	0	0	4	7	.500	2	0	3	0	.500	0	0	0-1	2	0	1	.667
26 MANSY, Luke	.400	3-3	10	4	4	1	0	0	7	5	.500	1	0	1	0	.385	2	0	0-0	5	3	1	.889
24 WILLIAMS, Brodey	.400	3-3	10	5	4	1	0	1	5	8	.800	2	0	3	1	.462	1	0	0-0	20	1	0	1.000
14 CARRIS, Akili	.231	3-3	13	3	3	0	0	0	3	3	.231	2	0	2	1	.333	0	0	0-0	2	2	1	.800
---																							
43 TRUJILLO, Gene	1.000	2-0	2	2	2	0	0	2	6	8	4.000	0	0	0	0	1.000	0	0	0-0	1	0	0	1.000
29 HERD, Caleb	1.000	2-0	1	1	1	0	0	0	0	1	1.000	0	0	0	0	1.000	0	0	0-0	3	0	0	1.000
48 NEIL, Andrew	.667	2-0	3	1	2	0	0	0	1	2	.667	0	0	0	0	.667	0	0	0-0	0	0	0	.000
2 BRASS, Cooper	.000	2-0	1	0	0	0	0	0	0	0	.000	1	0	1	0	.500	0	0	0-0	2	1	0	1.000
20 BANISTER, Luke	.000	1-0	1	0	0	0	0	0	0	0	.000	0	0	1	0	.000	0	0	0-0	0	0	0	.000
Totals	.504	3	119	56	60	13	0	7	50	94	.790	16	0	21	2	.547	4	0	1-2	69	26	3	.969
Opponents	.347	3	101	22	35	13	3	3	22	63	.624	6	3	24	4	.400	0	2	0-0	63	18	9	.900

LOB - Team (20), Opp (21). DPs turned - Team (4), Opp (2). Picked off - WOOD, T. 1.

(All games vs San Jose State Sorted by Earned run avg)

Player	era	w-l	app	gs	cg	sho	sv	ip	h	r	er	bb	so	2b	3b	hr	b/avg	wp	hp	bk	sfa	sha
17 MOGEN, Cristian	0.00	1-0	1	1	0	0/0	0	5.0	3	0	0	0	6	0	0	0	.176	0	0	0	0	0
23 CUNNINGHAM, Ty	0.00	0-0	1	0	0	0/0	0	2.2	2	0	0	0	3	1	0	0	.200	0	0	0	0	0
34 BARNHOUSE, Josh	4.91	0-0	2	0	0	0/0	0	3.2	4	3	2	0	5	2	0	1	.286	0	0	0	0	1
33 PURSER, Daxton	6.75	1-0	1	1	0	0/0	0	5.1	11	5	4	2	6	3	1	1	.407	0	0	0	0	0
---																						
25 WISEMAN, Luke	6.75	0-0	1	0	0	0/0	0	1.1	4	3	1	1	1	2	0	1	.500	0	0	0	0	1
7 WHITE, Tommy	13.50	0-0	1	0	0	0/0	0	2.0	5	3	3	0	1	3	1	0	.500	0	1	0	0	0
35 MONTEFORTE, Presley	22.50	0-1	1	1	0	0/0	0	2.0	3	5	5	3	2	2	0	0	.333	0	2	0	0	0
39 CASTILLO, Ryan	27.00	0-0	1	0	0	0/0	0	1.0	3	3	3	0	0	0	1	0	.500	0	0	0	0	0
Totals	7.04	2-1	3	3	0	0/0	0	23.0	35	22	18	6	24	13	3	3	.347	0	3	0	0	2
Opponents	21.00	1-2	3	3	0	0/0	1	21.0	60	56	49	16	21	13	0	7	.504	4	0	0	4	0

Pickoffs - Team (0), Opp (1).

LAST WEEK (VS. FRESNO STATE, 5/15-17)

Player	avg	gp-gs	ab	r	h	2b	3b	hr	rbi	tb	slg%	bb	hp	so	gdp	ob%	sf	sh	sb-att	po	a	e	fld%
14 CARRIS, Akili	.714	3-2	7	2	5	2	0	0	1	7	1.000	3	0	0	0	.800	0	0	0-0	1	4	0	1.000
15 WALKER, Khalil	.545	3-3	11	4	6	2	0	0	4	8	.727	2	0	0	0	.615	0	2	0-0	7	0	0	1.000
9 MCALISTER, Josh	.462	3-3	13	3	6	2	0	2	3	14	1.077	1	0	0	2	.467	1	0	1-1	4	10	0	1.000
4 WOOD, Tye	.400	3-3	15	3	6	2	0	0	2	8	.533	2	0	6	0	.471	0	0	0-0	7	0	0	1.000
47 OTT, Ethan	.357	3-3	14	4	5	2	0	3	8	16	1.143	1	0	4	0	.400	0	0	0-0	34	2	0	1.000
10 ORIACH, Jordy	.286	3-3	14	4	4	2	0	1	3	9	.643	2	0	1	0	.375	0	0	0-0	0	0	0	.000
26 MANSY, Luke	.286	2-2	7	0	2	1	0	0	2	3	.429	0	0	2	0	.286	0	0	0-0	2	3	0	1.000
3 WASLEFSKY, Karsen	.222	3-2	9	1	2	1	0	0	0	3	.333	0	0	0	0	.222	0	0	0-0	5	9	0	1.000
12 ASBY, Will	.214	3-3	14	2	3	1	0	0	3	4	.286	2	0	5	1	.313	0	0	0-0	6	0	0	1.000
24 WILLIAMS, Brodey	.167	2-2	6	0	1	0	0	0	0	1	.167	0	0	1	0	.167	0	1	0-0	12	5	0	1.000
---																							
29 HERD, Caleb	.400	3-1	5	2	2	0	0	0	0	2	.400	0	0	2	0	.400	0	0	0-0	7	0	0	1.000
48 NEIL, Andrew	.000	3-0	2	1	0	0	0	0	0	0	.000	0	0	1	0	.000	0	0	0-0	0	0	0	.000
2 BRASS, Cooper	.000	3-0	2	1	0	0	0	0	0	0	.000	0	0	0	0	.000	0	0	0-0	1	2	0	1.000
20 BANISTER, Luke	.000	1-0	1	0	0	0	0	0	0	0	.000	0	0	1	0	.000	0	0	0-0	1	0	0	1.000
43 TRUJILLO, Gene	.000	2-0	0	0	0	0	0	0	0	0	.000	2	0	0	0	1.000	0	0	0-0	0	0	0	.000
Totals	.350	3	120	27	42	15	0	6	26	75	.625	15	0	23	3	.419	1	3	1-1	87	37	0	1.000
Opponents	.320	3	122	28	39	8	2	5	28	66	.541	12	2	25	1	.387	1	0	0-1	84	33	3	.975

	vs left			vs right			w/runners			w/bases empty			w/bases loaded			as leadoff			fly	gnd	fly/
Player	h	ab	avg	h	ab	avg	h	ab	avg	h	ab	avg	h	ab	avg	rch	ops	pct	out	out	gnd
12 ASBY, Will	1	2	.500	2	12	.167	3	10	.300	0	4	.000	0	0	---	0	2	.000	4	2	2.0
20 BANISTER, Luke	0	0	---	0	1	.000	0	0	---	0	1	.000	0	0	---	0	0	---	0	0	0.0
2 BRASS, Cooper	0	0	---	0	2	.000	0	1	.000	0	1	.000	0	0	---	0	0	---	1	1	1.0
14 CARRIS, Akili	1	2	.500	4	5	.800	3	5	.600	2	2	1.000	0	0	---	3	3	1.000	1	1	1.0
29 HERD, Caleb	2	2	1.000	0	3	.000	1	2	.500	1	3	.333	0	0	---	1	2	.500	0	1	0.0
26 MANSY, Luke	0	0	---	2	7	.286	1	1	1.000	1	6	.167	1	1	1.000	0	1	.000	3	0	99.9
9 MCALISTER, Josh	2	3	.667	4	10	.400	2	5	.400	4	8	.500	0	0	---	3	4	.750	2	5	0.4
48 NEIL, Andrew	0	0	---	0	2	.000	0	1	.000	0	1	.000	0	0	---	0	1	.000	0	1	0.0
10 ORIACH, Jordy	2	3	.667	2	11	.182	1	9	.111	3	5	.600	0	0	---	0	1	.000	3	5	0.6
47 OTT, Ethan	0	2	.000	5	12	.417	4	9	.444	1	5	.200	0	1	.000	1	3	.333	3	2	1.5
43 TRUJILLO, Gene	0	0	---	0	0	---	0	0	---	0	0	---	0	0	---	1	1	1.000	0	0	0.0
15 WALKER, Khalil	1	1	1.000	5	10	.500	4	5	.800	2	6	.333	0	0	---	1	3	.333	3	4	0.8
3 WASLEFSKY, Karsen	1	3	.333	1	6	.167	1	3	.333	1	6	.167	0	1	.000	0	2	.000	3	4	0.8
24 WILLIAMS, Brodey	0	0	---	1	6	.167	1	2	.500	0	4	.000	0	0	---	0	1	.000	2	3	0.7
4 WOOD, Tye	1	3	.333	5	12	.417	4	9	.444	2	6	.333	0	0	---	2	4	.500	1	2	0.5

Player	era	w-l	app	gs	cg	sho	sv	ip	h	r	er	bb	so	2b	3b	hr	b/avg	wp	hp	bk	sfa	sha
31 PENGELLY, Dayne	3.86	1-0	1	0	0	0/0	0	2.1	1	1	1	0	1	0	0	1	.125	0	0	0	0	0
17 MOGEN, Cristian	5.40	0-0	1	1	0	0/0	0	5.0	4	3	3	1	5	2	0	1	.211	0	1	0	0	0
35 MONTEFORTE, Presley	8.31	0-0	1	1	0	0/0	0	4.1	6	4	4	2	4	1	0	0	.333	1	0	0	0	0
33 PURSER, Daxton	9.53	0-1	1	1	0	0/0	0	5.2	7	6	6	2	7	1	0	1	.292	0	0	0	0	0
7 WHITE, Tommy	10.12	0-0	1	0	0	0/0	0	2.2	4	3	3	2	3	1	0	1	.333	0	0	0	0	0
34 BARNHOUSE, Josh	15.00	0-0	2	0	0	0/0	0	3.0	8	5	5	0	2	0	1	1	.500	0	0	0	1	0
---																						
25 WISEMAN, Luke	0.00	0-0	3	0	0	0/0	1	1.2	2	0	0	1	1	0	1	0	.286	0	0	0	0	0
13 ROMERO, Matt	0.00	0-0	1	0	0	0/0	0	0.1	0	0	0	0	0	0	0	0	.000	0	0	0	0	0
39 CASTILLO, Ryan	13.50	0-1	2	0	0	0/0	0	2.0	4	3	3	1	2	1	0	0	.400	0	0	0	0	0
23 CUNNINGHAM, Ty	13.50	0-0	1	0	0	0/0	0	1.1	2	2	2	2	0	1	0	0	.400	1	1	0	0	0
19 STILL, Justin	13.50	0-0	1	0	0	0/0	0	0.2	1	1	1	1	0	1	0	0	.500	0	0	0	0	0
Totals	8.69	1-2	3	3	0	0/0	1	29.0	39	28	28	12	25	8	2	5	.320	2	2	0	1	0
Opponents	8.04	2-1	3	3	0	0/0	1	28.0	42	27	25	15	23	15	0	6	.350	3	0	0	1	3

	vs left			vs right			w/runners			w/bases empty			vs leadoff			with 2 outs			fly	gnd	fly/	
Player	h	ab	avg	h	ab	avg	h	ab	avg	h	ab	avg	rch	ops	pct	h	ab	avg	out	out	gnd	gdp
34 BARNHOUSE, Josh	3	6	.500	5	10	.500	4	8	.500	4	8	.500	2	4	.500	2	5	.400	4	3	1.3	0
39 CASTILLO, Ryan	1	3	.333	3	7	.429	3	7	.429	1	3	.333	0	2	.000	1	3	.333	1	3	0.3	0
23 CUNNINGHAM, Ty	0	1	.000	2	4	.500	1	3	.333	1	2	.500	1	2	.500	1	2	.500	0	3	0.0	1
17 MOGEN, Cristian	2	7	.286	2	12	.167	2	8	.250	2	11	.182	1	6	.167	1	6	.167	7	3	2.3	0
35 MONTEFORTE, Presl	1	7	.143	5	11	.455	4	9	.444	2	9	.222	1	6	.167	1	5	.200	1	7	0.1	0
31 PENGELLY, Dayne	0	2	.000	1	6	.167	0	0	---	1	8	.125	0	2	.000	0	2	.000	3	3	1.0	0
33 PURSER, Daxton	2	8	.250	5	16	.313	3	8	.375	4	16	.250	1	7	.143	1	6	.167	5	5	1.0	0
13 ROMERO, Matt	0	1	.000	0	0	---	0	0	---	0	1	.000	0	0	---	0	1	.000	0	1	0.0	0
19 STILL, Justin	1	1	1.000	0	1	.000	1	2	.500	0	0	---	0	0	---	0	0	---	0	1	0.0	0
7 WHITE, Tommy	2	5	.400	2	7	.286	2	8	.250	2	4	.500	2	3	.667	2	4	.500	4	1	4.0	0
25 WISEMAN, Luke	0	1	.000	2	6	.333	1	6	.167	1	1	1.000	0	0	---	1	4	.250	4	0	99.	0
Totals	12	42	.286	27	80	.338	21	59	.356	18	63	.286	8	32	.250	10	38	.263	29	30	1.0	1
Opponents	21	66	.318	21	54	.389	25	62	.403	17	58	.293	12	28	.429	9	37	.243	26	31	0.8	3

Player	app	gs	ip/app	*h/g	*r/g	*er/g	*bb/g	*so/g	k/bb	*2b/g	*3b/g	*hr/g	*fo/g	*go/g	*bf/g	sba	att	pct
34 BARNHOUSE, Josh	2	0	1.50	24.00	15.00	15.00	0.00	6.00	99.0	0.00	3.00	3.00	12.00	9.00	51.00	0	0	---
39 CASTILLO, Ryan	2	0	1.00	18.00	13.50	13.50	4.50	9.00	2.0	4.50	0.00	0.00	4.50	13.50	49.50	0	0	---
23 CUNNINGHAM, Ty	1	0	1.33	13.50	13.50	13.50	13.50	0.00	0.0	6.75	0.00	0.00	0.00	20.25	54.00	0	0	---
17 MOGEN, Cristian	1	1	5.00	7.20	5.40	5.40	1.80	9.00	5.0	3.60	0.00	1.80	12.60	5.40	37.80	0	0	---
35 MONTEFORTE, Presl	1	1	4.33	12.46	8.31	8.31	4.15	8.31	2.0	2.08	0.00	0.00	2.08	14.54	41.54	0	1	.000
31 PENGELLY, Dayne	1	0	2.33	3.86	3.86	3.86	0.00	3.86	99.0	0.00	0.00	3.86	11.57	11.57	30.86	0	0	---
33 PURSER, Daxton	1	1	5.67	11.12	9.53	9.53	3.18	11.12	3.5	1.59	0.00	1.59	7.94	7.94	41.29	0	0	---
13 ROMERO, Matt	1	0	0.33	0.00	0.00	0.00	0.00	0.00	0.0	0.00	0.00	0.00	0.00	27.00	27.00	0	0	---
19 STILL, Justin	1	0	0.67	13.50	13.50	13.50	13.50	0.00	0.0	13.50	0.00	0.00	0.00	13.50	40.50	0	0	---
7 WHITE, Tommy	1	0	2.67	13.50	10.12	10.12	6.75	10.12	1.5	3.38	0.00	3.38	13.50	3.38	47.25	0	0	---
25 WISEMAN, Luke	3	0	0.56	10.80	0.00	0.00	5.40	5.40	1.0	0.00	5.40	0.00	21.60	0.00	43.20	0	0	---
Totals	3	3	9.67	12.10	8.69	8.69	3.72	7.76	2.1	2.48	0.62	1.55	9.00	9.31	42.52	0	1	.000
Opponents	3	3	9.33	13.50	8.68	8.04	4.82	7.39	1.5	4.82	0.00	1.93	8.36	9.96	44.68	1	1	1.000

VS. THE 2025 MW TOURNAMENT FIELD

Record: 12-9 Home: 6-3 Away: 6-6 MW: 12-9

Player	avg	gp-gs	ab	r	h	2b	3b	hr	rbi	tb	slg%	bb	hp	so	gdp	ob%	sf	sh	sb-att	po	a	e	fld%
15 WALKER, Khalil	.436	21-21	78	23	34	5	1	2	18	47	.603	8	3	10	2	.495	2	2	0-1	54	0	0	1.000
47 OTT, Ethan	.420	21-21	88	22	37	13	0	10	29	80	.909	10	1	22	2	.485	0	0	0-1	162	10	0	1.000
9 MCALISTER, Josh	.414	18-17	70	18	29	3	1	7	15	55	.786	6	1	17	2	.462	1	0	4-5	21	44	0	1.000
14 CARRIS, Akili	.391	17-16	64	16	25	6	0	0	7	31	.484	7	0	11	1	.444	1	0	0-0	10	20	7	.811
10 ORIACH, Jordy	.349	20-20	86	22	30	8	1	5	21	55	.640	12	1	13	1	.426	2	0	0-0	0	0	0	.000
26 MANSY, Luke	.327	18-13	49	10	16	4	0	0	15	20	.408	8	1	6	0	.403	4	0	0-0	16	27	4	.915
12 ASBY, Will	.326	21-21	92	22	30	9	1	4	26	53	.576	11	2	19	1	.410	0	0	0-0	49	0	0	1.000
3 WASLEFSKY, Karsen	.317	19-14	60	15	19	3	0	2	17	28	.467	4	0	9	0	.359	0	1	1-2	15	50	3	.956
4 WOOD, Tye	.315	21-18	73	24	23	6	0	1	15	32	.438	16	0	26	0	.438	0	2	2-3	30	0	1	.968
24 WILLIAMS, Brodey	.245	16-15	53	8	13	4	0	1	7	20	.377	10	0	13	2	.354	2	2	1-1	110	16	0	1.000
---																							
29 HERD, Caleb	.368	10-6	19	7	7	0	0	2	6	13	.684	3	0	4	0	.455	0	1	0-0	35	2	1	.974
48 NEIL, Andrew	.308	16-3	26	9	8	1	0	3	9	18	.692	1	2	10	0	.367	1	0	0-0	3	1	1	.800
2 BRASS, Cooper	.227	17-3	22	5	5	1	0	1	2	9	.409	2	1	3	0	.320	0	0	0-0	15	16	2	.939
43 TRUJILLO, Gene	.222	12-0	9	3	2	0	0	2	6	8	.889	4	0	4	0	.462	0	0	0-0	7	0	0	1.000
20 BANISTER, Luke	.000	7-1	10	0	0	0	0	0	0	0	.000	1	0	6	0	.091	0	0	0-0	7	0	0	1.000
Totals	.348	21	799	204	278	63	4	40	193	469	.587	103	12	173	11	.424	13	8	8-13	546	206	22	.972
Opponents	.322	21	776	176	250	70	10	20	162	400	.515	93	19	159	12	.403	11	5	10-13	549	170	27	.964

LOB - Team (182), Opp (182). DPs turned - Team (16), Opp (14). IBB - Team (4), ORIACH, J. 2, MCALISTER, J 1, TRUJILLO, G. 1, Opp (2). Picked off - WOOD, T. 1.

(MW Tournament Field Sorted by Earned run avg)

Player	era	w-l	app	gs	cg	sho	sv	ip	h	r	er	bb	so	2b	3b	hr	b/avg	wp	hp	bk	sfa	sha
7 WHITE, Tommy	4.67	0-0	7	0	0	0/0	0	17.1	21	9	9	8	13	6	1	1	.313	0	4	0	0	1
33 PURSER, Daxton	5.26	3-2	7	7	0	0/0	0	39.1	43	29	23	18	39	12	1	4	.269	4	1	0	2	1
35 MONTEFORTE, Presley	7.71	1-2	5	4	0	0/0	0	18.2	24	17	16	13	14	10	0	1	.308	1	4	1	0	0
34 BARNHOUSE, Josh	8.50	1-1	12	0	0	0/0	1	18.0	27	18	17	7	17	7	3	4	.355	1	0	0	2	1
39 CASTILLO, Ryan	10.80	1-2	6	3	1	0/0	0	16.2	29	20	20	2	16	10	1	1	.377	3	1	0	1	0
---																						
19 STILL, Justin	3.38	0-0	2	0	0	0/0	0	2.2	1	1	1	1	2	1	0	0	.125	1	2	0	0	0
25 WISEMAN, Luke	4.63	2-0	9	0	0	0/0	1	11.2	19	12	6	5	9	5	1	1	.345	0	0	0	0	1
23 CUNNINGHAM, Ty	5.79	2-0	8	0	0	0/0	1	14.0	13	9	9	10	10	3	1	0	.241	2	3	0	0	0
6 MCBROOM, Brian	6.75	0-0	2	0	0	0/0	0	1.1	2	1	1	0	2	0	1	0	.400	0	0	0	1	0
31 PENGELLY, Dayne	6.92	1-0	4	3	0	0/0	0	13.0	23	14	10	9	13	4	0	2	.377	1	0	0	1	1
17 MOGEN, Cristian	9.64	1-1	5	4	0	0/0	0	14.0	20	17	15	6	16	5	0	2	.339	0	2	0	2	0
8 ALVAREZ, Diego	10.50	0-1	4	0	0	0/0	1	6.0	7	7	7	5	5	1	0	2	.269	0	0	0	0	0
13 ROMERO, Matt	13.50	0-0	3	0	0	0/0	0	1.1	2	2	2	0	0	0	0	0	.333	0	1	0	0	0
11 CORNELIUS, Matt	14.54	0-0	3	0	0	0/0	0	4.1	7	11	7	7	3	4	0	1	.318	0	1	0	0	0
49 MESSMORE, Jack	19.64	0-0	3	0	0	0/0	0	3.2	12	9	8	2	0	2	1	1	.545	1	0	0	2	0
Totals	7.47	12-9	21	21	1	0/0	4	182.0	250	176	151	93	159	70	10	20	.322	14	19	1	11	5
Opponents	9.10	9-12	21	21	0	0/0	5	183.0	278	204	185	103	173	63	4	40	.348	17	12	0	13	8

PB - Team (4), WILLIAMS, B. 2, BANISTER, L. 1, HERD, C. 1, Opp (3). Pickoffs - Team (1), MONTEFORTE 1, Opp (1). SBA/ATT - WILLIAMS, B. (8-9), BARNHOUSE, J (1-2), HERD, C. (1-2), WHITE, T. (2-2), PURSER, D. (2-2), MONTEFORTE (1-2), CUNNINGHAM (1-1), ALVAREZ, D. (1-1), PENGELLY, D. (1-1), BANISTER, L. (1-1), CASTILLO, R. (0-1), WISEMAN, L. (1-1).

POSTSEASON HISTORY

1953 Skyline Championship
Utah 9, New Mexico 4
New Mexico 12, Utah 9
Utah 20, New Mexico 15

1958 Skyline Championship
BYU 11, New Mexico 2
BYU 9, New Mexico 3

1962 NCAA Tournament
(District 7 - Greeley, Colo.)
New Mexico 9, Brigham Young 2
Northern Colorado 11, New Mexico 2
Air Force 2, New Mexico 1

1985 WAC Championship
(Provo, Utah)
Utah 14, New Mexico 13
Hawaii 12, New Mexico 11

1986 WAC Championship
(San Diego, Calif.)
San Diego St. 8, New Mexico 4
Wyoming 11, New Mexico 7

1987 WAC Championship
(Provo, Utah)
Hawaii 6, New Mexico 3
Brigham Young 22, New Mexico 8

1992 WAC Championship
(Honolulu, Hawaii)
Hawaii 7, New Mexico 1
New Mexico 7, Brigham Young 3
New Mexico 2, San Diego St. 1
(12 innings)
New Mexico 7, Hawaii 2
Hawaii 5, New Mexico 3
(Championship)

1998 WAC Championship
(San Diego, Calif.)
Rice 15, New Mexico 11
New Mexico 2, Grand Canyon 1
New Mexico 7, San Diego St. 6
Fresno St. 3, New Mexico 2
(10 innings)

1999 WAC Championship
(Fresno, Calif.)
Rice 2, New Mexico 1
Hawaii 7, New Mexico 6

2000 MWC Championship
(Las Vegas)
New Mexico 17, Air Force 3
Utah 6, New Mexico 4
Brigham Young 6, New Mexico 3

2001 MWC Championship
(San Diego, Calif.)
New Mexico 7, Utah 4
New Mexico 5, UNLV 2
Brigham Young 12, New Mexico 7
San Diego St. 12, New Mexico 5

2002 MWC Championship
(Provo, Utah)
San Diego St. 8, New Mexico 2
Utah 9, New Mexico 8

2003 MWC Championship
(ABQ, N.M.)
BYU 7, New Mexico 6
UNLV 12, New Mexico 5

2004 MWC Championship
(Las Vegas, Nev.)
UNLV 15, New Mexico 9
New Mexico 23, Air Force 2
New Mexico 9, Utah 8
San Diego St. 24, New Mexico 8

2005 MWC Championship
(Salt Lake City, Utah)
Utah 2, New Mexico 0
New Mexico 11, Air Force 9
San Diego St. 7, New Mexico 5

2006 MWC Championship
(Las Vegas, Nev.)
New Mexico 17, UNLV 2
TCU 18, New Mexico 6
New Mexico 12, Utah 10
UNLV 8, New Mexico 6

2007 MWC Championship
(Las Vegas, Nev.)
New Mexico 1, San Diego St. 0
BYU 5, New Mexico 3
New Mexico 4, San Diego St. 1
UNLV 8. New Mexico 3

2008 MWC Championship
(Fort Worth, Texas)
New Mexico 8, Utah 2
New Mexico 3, TCU 2
TCU 9, New Mexico 2
TCU 15, New Mexico 2

2009 MWC Championship
(Fort Worth, Texas)
San Diego St. 2, New Mexico 1
BYU 5, New Mexico 1

2010 MWC Championship
(San Diego, Calif.)
UNLV 6, New Mexico 3
New Mexico 7, BYU 6
New Mexico 10, UNLV 3
No. 6 TCU 2, New Mexico 0

2010 NCAA Fullerton Regional
(Fullerton, Calif.)
New Mexico 9, Stanford 5
Minnesota 6, New Mexico 4 (10 innings)
Cal St. Fullerton 11, New Mexico 3

POSTSEASON HISTORY

2011 MWC Championship
(San Diego, Calif.)
New Mexico 5, BYU 4
New Mexico 4, TCU 3
New Mexico 6, Utah 5
New Mexico 4, TCU 2

2011 NCAA Tempe Regional
(Tempe, Arizona)
Arizona St. 4, New Mexico 2
Arkansas 3, New Mexico 0

2012 MW Championship
(Las Vegas, Nev.)
New Mexico 13, UNLV 0
New Mexico 5, TCU 2
New Mexico 22, San Diego St. 3

2012 NCAA Los Angeles Regional
(Los Angeles, Calif.)
New Mexico 4, San Diego 0
UCLA 7, New Mexico 1
Creighton 7, New Mexico 2

2013 MW Championship
(Fresno, Calif.)
New Mexico 7, Nevada 3
New Mexico 7, UNLV 1
San Diego St. 8, New Mexico 7
San Diego St. 9, New Mexico 4

2013 NCAA Fullerton Regional
(Fullerton, Calif.)
Arizona St. 4, New Mexico 3
Columbia 6, New Mexico 5 (13 innings)

2014 MW Championship
(Las Vegas, Nev.)
San Diego St. 11, UNM 5
Nevada 9, UNM 4 (11 innings)

2015 MW Championship
(Reno, Nev.)
UNM 13, Air Force 1 (7 innings)
UNM 14, Nevada 4 (7 innings)
UNM 9, Fresno St. 1
San Diego St. 11, UNM 1 (7 innings)
San Diego St. 6, UNM 4

2016 MW Championship
(ABQ, N.M.)
New Mexico 3, Nevada 0
New Mexico 6, Air Force 4
New Mexico 14, Nevada 4 (7 innings)

2016 NCAA Lubbock Regional
(Lubbock, Texas)
New Mexico 12, Dallas Baptist 6
Texas Tech 4, New Mexico 3
Dallas Baptist 5, New Mexico 3

2017 MW Championship
(ABQ, N.M.)
New Mexico 7, Nevada 2
San Diego St. 9, New Mexico 8
Fresno St. 11, New Mexico 5

2024 MW Championship
(San Diego, Calif.)
San Jose State 8, New Mexico 5
Fresno St. 6, New Mexico 1

CONFERENCE CHAMPIONSHIP TEAMS

SKYLINE
1953 - Skyline Eastern Divison
1958 - Skyline Eastern Division
1962 - Skyline Eastern Division

WESTERN ATHLETIC
1985 - Southern Division

MOUNTAIN WEST
2000 - MW Regular Season
2011- MW Tournament
2012 - MW Regular Season
2012 - MW Tournament
2013 - MW Regular Season
2014 - MW Regular Season
2016 - MW Tournament
2017 - MW Regular Season

Postseason Records

All Games	35-52
NCAA	4-10
Skyline	1-4
WAC	5-12
Mountain West	28-30
vs. Air Force	5-1
vs. Arizona St.	0-2
vs. Brigham Young	4-8
vs. Cal St. Fullerton	0-1
vs. Columbia	0-1
vs. Creighton	0-1
vs. Dallas Baptist	1-1
vs. Fresno St.	1-3
vs. Grand Canyon	1-0
vs. Hawaii	1-6
vs. Nevada	5-1
vs. Northern Colorado	0-1
vs. Minnesota	0-1
vs. Rice	0-2
vs. San Diego	1-0
vs. San Diego St.	5-12
vs. San Jose St.	0-1
vs. Stanford	1-0
vs. TCU	3-4
vs. Texas Tech	0-1
vs. UCLA	0-1
vs. UNLV	5-4
vs. Utah	5-6
vs. Wyoming	0-1

2024 NEW MEXICO OVERALL STATS

Record: 28-26 Home: 18-10 Away: 8-12 Neutral: 2-4 MW: 17-13

Player	avg	gp-gs	ab	r	h	2b	3b	hr	rbi	tb	slg%	bb	hp	so	gdp	ob%	sf	sh	sb-att	po	a	e	fld%
15 WALKER, Khalil	.391	50-43	161	44	63	11	0	3	19	83	.516	30	2	24	2	.490	1	6	2-5	104	2	3	.972
18 HOLLAND, Jake	.381	44-43	168	47	64	15	2	17	60	134	.798	20	5	30	6	.445	7	0	0-0	284	32	2	.994
30 SPENRATH, Reed	.340	54-53	209	54	71	18	4	14	51	139	.665	41	2	60	3	.452	0	0	5-5	451	23	5	.990
12 ASBY, Will	.333	54-52	213	59	71	17	2	12	59	128	.601	30	7	27	0	.422	6	1	1-2	97	0	5	.951
4 WOOD, Tye	.325	51-49	160	44	52	8	4	3	32	77	.481	39	15	40	5	.488	3	0	20-24	69	1	5	.933
14 CARRIS, Akili	.301	34-30	113	21	34	9	0	0	27	43	.381	6	0	22	2	.331	2	2	1-1	21	43	3	.955
8 KINKADE, Konner	.297	47-39	158	32	47	8	0	1	31	58	.367	15	9	25	4	.384	3	7	1-1	73	110	5	.973
24 SMITH, Kyle	.288	36-27	111	28	32	8	0	3	24	49	.441	16	9	21	4	.416	1	0	2-3	94	4	2	.980
3 DIXON, Devon	.226	50-38	137	32	31	7	1	3	25	49	.358	27	2	34	6	.359	1	1	1-1	58	125	9	.953
---																							
47 OTT, Ethan	.329	30-23	85	18	28	7	0	4	23	47	.553	12	4	26	1	.431	1	0	0-0	9	0	0	1.000
2 WEISSENBORN, Chase	.313	28-28	96	14	30	4	0	2	21	40	.417	9	2	27	0	.380	1	0	0-0	31	82	3	.974
43 TRUJILLO, Gene	.304	25-8	46	13	14	3	0	4	13	29	.630	7	1	16	0	.400	1	0	0-0	1	0	0	1.000
11 STEPHENS, Sean	.300	39-21	90	18	27	2	2	0	14	33	.367	13	5	17	2	.417	0	0	9-14	56	1	1	.983
9 MCALISTER, Josh	.287	31-25	101	20	29	3	1	6	19	52	.515	12	1	31	3	.365	1	2	3-3	7	39	10	.821
10 MUNGUIA, Austin	.250	6-0	4	0	1	0	0	0	0	1	.250	0	0	2	0	.250	0	0	0-0	8	0	1	.889
26 MANSY, Luke	.194	14-7	31	8	6	1	0	0	3	7	.226	12	0	5	0	.419	0	1	0-0	8	11	0	1.000
48 NEIL, Andrew	.000	4-0	0	2	0	0	0	0	0	0	.000	0	0	0	0	.000	0	0	0-0	1	0	0	1.000
Totals	.319	54	1883	454	600	121	16	72	421	969	.515	289	64	407	38	.421	28	20	45-59	1386	520	62	.968
Opponents	.319	54	1935	442	617	143	25	68	405	1014	.524	240	68	394	42	.407	27	12	60-70	1369	464	56	.970

LOB - Team (461), Opp (454). DPs turned - Team (51), Opp (48). IBB - Team (3), MCALISTER, J 2, SPENRATH, R. 1. Picked off - STEPHENS, S. 2, KINKADE, K. 2, WALKER, K. 2, WOOD, T. 1, WEISSENBORN 1.

(All games Sorted by Earned run avg)

Player	era	w-l	app	gs	cg	sho	sv	ip	h	r	er	bb	so	2b	3b	hr	b/avg	wp	hp	bk	sfa	sha
13 RUSSELL, Brett	5.87	4-4	16	8	0	0/0	0	61.1	61	47	40	17	45	15	2	10	.253	7	6	0	1	0
27 LOPEZ, David	7.71	4-2	14	11	0	0/0	0	65.1	92	63	56	28	45	23	1	8	.332	7	8	0	3	4
---																						
17 MOGEN, Cristian	0.00	1-0	1	0	0	0/0	0	2.0	2	0	0	0	0	1	0	0	.250	0	0	0	0	0
22 BAKER-LIVINGSTON,Be	3.00	0-0	2	2	0	0/0	0	6.0	6	2	2	1	8	1	0	0	.286	1	2	0	1	0
33 PURSER, Daxton	5.66	1-2	12	7	0	0/0	0	35.0	33	25	22	26	37	9	1	2	.246	3	8	2	0	1
40 BANNISTER, Wil	5.76	2-0	22	5	0	0/0	3	50.0	57	34	32	24	29	10	3	8	.282	6	5	0	3	1
19 STILL, Justin	6.08	1-0	14	0	0	0/0	1	13.1	15	11	9	15	11	2	1	1	.300	2	4	0	1	0
35 STEINKAMP, Arthur	7.40	4-1	24	0	0	0/1	0	45.0	61	41	37	15	26	19	5	2	.323	3	7	0	3	0
31 PENGELLY, Dayne	7.56	4-5	13	11	0	0/1	0	50.0	78	52	42	35	58	16	3	6	.351	11	8	3	1	3
23 JACKSON, Jaren	8.75	3-5	24	2	0	0/0	1	47.1	74	49	46	28	49	15	2	10	.351	6	7	0	4	1
34 BARNHOUSE, Josh	8.92	2-3	18	4	0	0/0	1	35.1	51	37	35	17	34	12	2	10	.349	2	2	0	5	2
6 MCBROOM, Brian	9.19	1-0	17	0	0	0/0	3	15.2	20	16	16	8	11	4	1	4	.303	0	4	1	2	0
39 CASTILLO, Ryan	11.95	1-3	10	2	0	0/0	0	20.1	37	29	27	6	22	10	2	3	.402	3	4	0	2	0
38 LEHMBECK, Blake	13.50	0-0	2	0	0	0/0	0	2.0	6	3	3	1	2	2	1	0	.500	2	0	0	0	0
48 NEIL, Andrew	18.00	0-0	5	1	0	0/0	0	4.0	3	11	8	13	5	0	1	0	.200	3	3	1	1	0
29 HARDY, Wyatt	20.00	0-1	8	1	0	0/0	1	9.0	21	20	20	4	12	4	0	4	.438	1	0	0	0	0
41 ROMERO, Blane	54.00	0-0	1	0	0	0/0	0	0.1	0	2	2	2	0	0	0	0	.000	0	0	0	0	0
Totals	7.71	28-26	54	54	0	1/1	10	462.0	617	442	396	240	394	143	25	68	.319	57	68	7	27	12
Opponents	8.03	26-28	54	54	2	2/1	9	456.1	600	454	407	289	407	121	16	72	.319	48	64	5	28	20

PB - Team (4), HOLLAND, J. 3, SMITH, K. 1, Opp (3). Pickoffs - Team (4), PURSER, D. 1, BARNHOUSE, J 1, RUSSELL, B. 1, BANNISTER, W 1, Opp (7). SBA/ATT - HOLLAND, J. (38-45), SMITH, K. (22-22), RUSSELL, B. (11-12), PENGELLY, D. (8-9), PURSER, D. (5-9), LOPEZ, D. (7-7), BARNHOUSE, J (6-7), JACKSON, J. (6-7), STEINKAMP, A (6-6), CASTILLO, R. (3-4), BANNISTER, W (3-4), NEIL, A. (2-2), HARDY, W. (1-1), MCBROOM, B. (1-1), STILL, J. (1-1).

SEASON/CAREER STATS

Player	SEASON Avg	G-GS	AB	R	H	2B	3B	HR	RBI	BB	Hbp	SO	Sb-Att	CAREER Avg	G-GS	AB	R	H	2B	3B	HR	RBI	BB	Hbp	SO	Sb-Att
14 CARRIS, Akili	.714	3-2	7	2	5	2	0	0	1	3	0	0	0-0	.321	87-70	287	56	92	22	1	1	71	17	2	55	2-4
15 WALKER, Khalil	.545	3-3	11	4	6	2	0	0	4	2	0	0	0-0	.394	102-95	355	92	140	27	5	7	53	48	7	47	4-10
9 MCALISTER, Josh	.462	3-3	13	3	6	2	0	2	3	1	0	0	1-1	.340	77-69	268	64	91	12	2	22	61	33	7	79	17-18
4 WOOD, Tye	.400	3-3	15	3	6	2	0	0	2	2	0	6	0-0	.326	98-88	316	97	103	22	5	8	64	73	20	83	27-32
47 OTT, Ethan	.357	3-3	14	4	5	2	0	3	8	1	0	4	0-0	.356	77-69	270	66	96	29	1	19	79	39	12	74	0-1
10 ORIACH, Jordy	.286	3-3	14	4	4	2	0	1	3	2	0	1	0-0	.395	51-51	210	65	83	25	2	16	63	28	7	28	1-2
26 MANSY, Luke	.286	2-2	7	0	2	1	0	0	2	0	0	2	0-0	.313	48-30	115	31	36	8	0	1	26	31	5	14	0-0
3 WASLEFSKY, Karsen	.222	3-2	9	1	2	1	0	0	0	0	0	0	0-0	.288	44-36	139	32	40	6	1	5	31	13	2	24	3-6
12 ASBY, Will	.214	3-3	14	2	3	1	0	0	3	2	0	5	0-0	.336	104-102	428	117	144	37	3	25	114	57	10	64	2-3
24 WILLIAMS, Brodey	.167	2-2	6	0	1	0	0	0	0	0	0	1	0-0	.287	31-28	101	18	29	10	0	2	15	18	1	24	1-2
---																										
29 HERD, Caleb	.400	3-1	5	2	2	0	0	0	0	0	0	2	0-0	.290	35-20	69	20	20	1	0	4	17	16	1	17	0-0
2 BRASS, Cooper	.000	3-0	2	1	0	0	0	0	0	0	0	0	0-0	.284	37-17	81	17	23	4	0	1	12	12	1	12	3-4
48 NEIL, Andrew	.000	3-0	2	1	0	0	0	0	0	0	0	1	0-0	.308	33-7	52	18	16	1	1	4	12	4	4	16	0-0
20 BANISTER, Luke	.000	1-0	1	0	0	0	0	0	0	0	0	1	0-0	.167	13-5	30	5	5	1	0	1	8	4	0	11	0-0
43 TRUJILLO, Gene	.000	2-0	0	0	0	0	0	0	0	2	0	0	0-0	.261	50-17	88	22	23	3	0	7	22	15	5	32	1-1
Totals	.350	3-3	120	27	42	15	0	6	26	15	0	23	1-1													
Opponents	.320	3-3	122	28	39	8	2	5	28	12	2	25	0-1													

(Home games vs Fresno State Sorted by Earned run avg)

Player	SEASON ERA	W-L	App	GS	CG	Sho	Sv	IP	H	R	ER	BB	SO	CAREER ERA	W-L	App	GS	CG	Sho	Sv	IP	H	R	ER	BB	SO
31 PENGELLY, Dayne	3.86	1-0	1	0	0	0	0	2.1	1	1	1	0	1	7.99	7-7	25	22	0	0	0	92.1	137	98	82	65	93
17 MOGEN, Cristian	5.40	0-0	1	1	0	0	0	5.0	4	3	3	1	5	7.50	3-1	9	7	0	0	0	24.0	30	22	20	11	24
35 MONTEFORTE, Presley	8.31	0-0	1	1	0	0	0	4.1	6	4	4	2	4	8.60	2-2	10	5	0	0	0	30.1	46	31	29	16	23
33 PURSER, Daxton	9.53	0-1	1	1	0	0	0	5.2	7	6	6	2	7	6.75	4-6	28	17	0	0	1	102.2	113	87	77	55	116
7 WHITE, Tommy	10.12	0-0	1	0	0	0	0	2.2	4	3	3	2	3	4.95	2-0	18	0	0	0	1	36.1	42	21	20	17	32
34 BARNHOUSE, Josh	15.00	0-0	2	0	0	0	0	3.0	8	5	5	0	2	7.30	6-4	45	4	0	0	2	77.2	102	66	63	32	63
---																										
25 WISEMAN, Luke	0.00	0-0	3	0	0	0	1	1.2	2	0	0	1	1	4.55	4-0	24	0	0	0	1	29.2	39	21	15	12	25
13 ROMERO, Matt	0.00	0-0	1	0	0	0	0	0.1	0	0	0	0	0	14.00	0-0	12	1	0	0	0	9.0	17	14	14	8	5
39 CASTILLO, Ryan	13.50	0-1	2	0	0	0	0	2.0	4	3	3	1	2	9.71	5-7	22	11	1	0	0	63.0	104	73	68	19	61
23 CUNNINGHAM, Ty	13.50	0-0	1	0	0	0	0	1.1	2	2	2	2	0	5.91	2-2	21	0	0	0	10	32.0	32	21	21	22	26
19 STILL, Justin	13.50	0-0	1	0	0	0	0	0.2	1	1	1	1	0	8.28	3-5	50	5	0	0	1	70.2	95	74	65	56	71
Totals	8.69	1-2	3	3	0	0	1	29.0	39	28	28	12	25													
Opponents	8.04	2-1	3	3	0	0	1	28.0	42	27	25	15	23													

Player	SEASON CH	PO	A	E	Fld%	SBA	CSB	SBA%	PB	CI	CAREER Ch	PO	A	E	Fld%	SBA	CSB	SBA%	PB	CI
47 OTT, Ethan	36	34	2	0	1.000	0	0	---	0	0	393	371	22	0	1.000	0	0	---	0	0
24 WILLIAMS, Brodey	17	12	5	0	1.000	0	0	---	0	0	234	205	29	0	1.000	33	10	.767	2	0
9 MCALISTER, Josh	14	4	10	0	1.000	0	0	---	0	0	254	71	163	20	.921	0	0	---	0	0
3 WASLEFSKY, Karsen	14	5	9	0	1.000	0	0	---	0	0	168	46	115	7	.958	0	0	---	0	0
15 WALKER, Khalil	7	7	0	0	1.000	0	0	---	0	0	242	236	2	4	.983	0	0	---	0	0
29 HERD, Caleb	7	7	0	0	1.000	0	0	---	0	0	158	146	9	3	.981	12	4	.750	1	0
4 WOOD, Tye	7	7	0	0	1.000	0	0	---	0	0	138	129	2	7	.949	0	0	---	0	0
12 ASBY, Will	6	6	0	0	1.000	0	0	---	0	0	197	192	0	5	.975	0	0	---	0	0
26 MANSY, Luke	5	2	3	0	1.000	0	0	---	0	0	92	32	54	6	.935	0	0	---	0	0
14 CARRIS, Akili	5	1	4	0	1.000	0	0	---	0	0	155	49	92	14	.910	0	0	---	0	0
2 BRASS, Cooper	3	1	2	0	1.000	0	0	---	0	0	91	37	52	2	.978	0	0	---	0	0
20 BANISTER, Luke	1	1	0	0	1.000	0	0	---	0	0	45	42	3	0	1.000	7	3	.700	4	0
35 MONTEFORTE, Presley	1	0	1	0	1.000	0	1	.000	0	0	3	1	2	0	1.000	2	2	.500	0	0
34 BARNHOUSE, Josh	1	0	1	0	1.000	0	0	---	0	0	16	3	12	1	.938	9	2	.818	0	0
43 TRUJILLO, Gene	0	0	0	0	.000	0	0	---	0	0	59	56	2	1	.983	0	0	---	0	0
48 NEIL, Andrew	0	0	0	0	.000	0	0	---	0	0	13	8	3	2	.846	2	0	1.000	0	0
10 ORIACH, Jordy	0	0	0	0	.000	0	0	---	0	0	17	17	0	0	1.000	0	0	---	0	0
31 PENGELLY, Dayne	0	0	0	0	.000	0	0	---	0	0	12	1	9	2	.833	14	5	.737	0	0
17 MOGEN, Cristian	0	0	0	0	.000	0	0	---	0	0	3	0	2	1	.667	2	1	.667	0	0
13 ROMERO, Matt	0	0	0	0	.000	0	0	---	0	0	2	0	2	0	1.000	2	0	1.000	0	0
33 PURSER, Daxton	0	0	0	0	.000	0	0	---	0	0	18	2	15	1	.944	14	7	.667	0	0
7 WHITE, Tommy	0	0	0	0	.000	0	0	---	0	0	9	4	5	0	1.000	3	1	.750	0	0
39 CASTILLO, Ryan	0	0	0	0	.000	0	0	---	0	0	7	1	6	0	1.000	6	5	.545	0	0
23 CUNNINGHAM, Ty	0	0	0	0	.000	0	0	---	0	0	9	5	3	1	.889	2	0	1.000	0	0
19 STILL, Justin	0	0	0	0	.000	0	0	---	0	0	15	4	9	2	.867	7	3	.700	0	0
25 WISEMAN, Luke	0	0	0	0	.000	0	0	---	0	0	5	3	2	0	1.000	5	0	1.000	0	0
Totals	124	87	37	0	1.000	0	1	.000	0	0										
Opponents	120	84	33	3	.975	1	0	1.000	0	0										

2025 ROSTER BREAKDOWN

THE OUTFIELD
The Lobos have the best possible problem on their hands in the outfield, with three returning starters in Khalil Walker, Tye Wood and Will Asby as well as 2023 NJCAA All-American transfer Jordy Oriach (Frank Phillips College) in the mix to compete for a spot.

In 2024, Walker led the MW in batting average (.391) and on-base percentage (.490) – ranking 20th and 43rd in the nation in those categories – with the lowest strikeout-to-walk ratio (30 BB/24 SO) among conference players in his first season as a Lobo. Asby ranked second in the league in runs scored (59), eighth in slugging (.601) and ninth in total hits (71), breaking the program record for single-season grand slams with four – he needs just one more to match Mark Wulfert's career record of five.

They're joined in the outfield by a productive switch-hitter in Wood (51 starts in 2024), who ranked 44th in the nation in on-base percentage (.488) and stole 20 bases last season, the second-most in the league and most by a Lobo in a single season since Josh Melendez in 2012 (23).

THE INFIELD
First and foremost, the Lobos look to replace three crucial middle infielders that soaked up most of the reps at shortstop and second in 2024 – Chase Weissenborn, Devon Dixon and Konner Kinkade. After both splitting time at the hot corner last season, junior Akili Carris (.301 average, 30 GS) looks to slot in at third full-time with senior Josh McAlister (.287 average, 10 XBH, 25 GS) moving back to second base, where he played over two seasons at Ohio State (2021-22). Luke Mansy (14 GP/7 GS) and juco transfer Karsen Waslefsky (South Mountain CC) also look to get significant reps up the middle, with utility transfer Elias Fiddler (Utah) as another option with D-I experience. Cooper Brass – who redshirted last season as a true freshman – and freshman Shane Miller are also both in the mix for reps up the middle in their collegiate debut seasons.

With the graduation of Reed Spenrath - who started 89 of 104 games at first base for UNM the past two seasons – UNM has two sluggers that could feasibly move into the starting spot in Ethan Ott (.553 slugging, 23 RBI in 30 games in 2024) and Gene Trujillo (.630 slugging, 13 RBI in 25 games). Both showed plenty of power at the DH spot in 2024, combining for eight homers and 10 doubles even with limited AB's.

CATCHERS
UNM relied on two fifth-year catchers in 2024, and there's a three-way competition for who will get the most reps behind the dish in '25. Ironically, Caleb Herd – a junior who played his true freshman season at UNM in 2023 before transferring to Pima CC and returning to UNM this fall – is the only catcher on roster who's appeared in a collegiate game for the Lobos. But junior transfer Brodey Williams (McLennan CC) and 2024 greyshirt Luke Banister are both in the mix to become key pieces.

PITCHING STAFF
In '24, the Lobos' pitching staff posted a 7.71 team ERA after losing all three weekend starters from 2023 to the draft or graduation – with 10 newcomers and 32 games at elevation in New Mexico, UNM's arms had significantly improved by the end of the season, posting a 5.17 ERA over the Lobos' final 10 games and a 5.98 over their last 20.

BY POSITION
FIRST BASE (2): Ott, Trujillo
INFIELD (5): Brass, Carris, Mansy, McAlister, Miller, Neil
OUTFIELD (5): Asby, Walker, Ward, Oriach, Wood
CATCHER (3): Banister, Herd, Williams
RHP (18): Alvarez, Baker-Livingston, Barnhouse, Bell, Castillo, Mogen, Lopez, Lehmbeck, Origer, Pengelly, Cunningham, Wiseman, White, Sullivan, Messmore, Lavigne, McBroom
LHP (6): Cornelius, Romero, Still, Monteforte, Purser, Barnhouse
UTL (1): Fiddler

BY CLASS
TRUE FRESHMEN (5): Bell, Lavigne, Miller, Origer, Sullivan
REDSHIRT FRESHMEN (2): Brass, Mogen
SOPHOMORES (3): Castillo, Lehmbeck, Trujillo
JUNIORS (15): Alvarez, Baker-Livingston, Carris, Cunningham, Fiddler, Mansy, Messmore, Monteforte, Oriach, Pengelly, Ward, Waslefsky, White, Williams, Wiseman
SENIORS (15): Asby, Banister, Barnhouse Cornelius, Lopez, McAlister, McBroom, Neil, Ott, Pengelly, Purser, Romero, Still, Walker, Wood

BY STATE
Arizona (9): Brass, Waslefsky, Miller, Alvarez, Mogen, Still, Lehmbeck, Bell, Herd
California (4): McBroom, Asby, Mansy, Neil
New Mexico (8): White, Cornelius, Romero, Carris, Castillo, Pengelly, Ward, Trujillo
Texas (8): Walker, Origer, Baker-Livingston, Lopez, Banister, Williams, Wiseman, Barnhouse
Colorado (2): Monteforte, Fiddler
Illinois (1): McAlister
Kansas (1): Wood
Massachusetts (1): Oriach
Florida (1): Messmore
Utah (1): Purser
Virginia (1): Ott
Quebec, Canada (1): Lavigne

BREAKDOWN

Returners	23
Newcomers	17
POSITION PLAYERS	
Starters Returning	5
Starters Lost	4
Lettermen Returning	8
Lettermen Lost	8
Newcomers	7 (6 TR, 1 FR)
PITCHERS	
Pitchers Returning	11
Pitchers Lost	5
Starters Returning	2/3
Returners w/ 1+ GS in '24	7
Returners w/5+ App. in '24	7
Returners w/1+ App. in '24	10
Newcomers	10 (6 TR, 4 FR)

In the process, they struck out 394 in total – the most in a single season in Brown's tenure and seventh-most in a single season in program history. This year's returning arms produced 233 of those punchouts.

This year, all three projected weekend starters are senior returners that all got significant reps in 2024 in RHP Dayne Pengelly (11 GS, 50 IP), RHP David Lopez (11 GS, 65.1 IP) and LHP Daxton Purser (7 GS, 35 IP).

From D1Baseball: "The highlight of the fall practice sessions had to be the performance of the three projected starting weekend pitchers: righthanders Dayne Pengelly and David Lopez and lefthander Daxton Purser. The three seniors offer a lot of experience and combined for 30 of last year's 54 starts. Pengelly can hit 95 on the guns and though he had some peaks and valleys last year (4-5, 7.63), the coaches say he can flash "unicorn-level stuff" when he is on. His power slider is his go-to pitch when he needs a big out. Lopez also posted some lofty numbers (4-2, 7.71) but his low-90s fastball has good life and his four-pitch mix (fastball, curveball, slider, splitter) has shown good improvement over the course of the offseason. Purser came out of high school as the No. 2-ranked lefthanded pitcher in the state of Utah and held opposing batters to a .245 average last season, which was the best of all the regular Lobo pitchers. He did not allow an earned run in his final three appearances."

Four other pitchers that saw crucial innings as midweek starters and/or trusty relievers also return – Brian McBroom (95.1 IP in 59 app. at UNM), Josh Barnhouse (18 app. 35.1 IP in 2024), Ryan Castillo (10 app., 20.1 IP in 2024) and Ben Baker-Livingston (52.2 IP in 24 app. at UNM) – with six transfer juniors and four freshmen joining them.

From D1Baseball: "The bullpen has some interesting pieces and timely additions. Righthander Ryan Castillo exceeded expectations as a freshman last season and looks to improve on his 1-2, 11.57 numbers. The coaches say he showed flashes of "next-level strike throwing" in the fall sessions. Castillo could also figure into a starting role this coming spring. Two transfers who will play key roles this season are lefty Matthew Cornelius (12 appearances at Arizona State, 3-0, 10.80) and righty Jack Messmore (13 starts at Delaware State, 2-4, 6.47), who both have key D1 experience. Another southpaw who will play a big role in the bullpen plans will be JC transfer Presley Monteforte, who uses a ton of deception in his offspeed offerings, which makes his 87-89 fastball play way up."

2025 MOUNTAIN WEST STANDINGS

	MOUNTAIN WEST						ALL GAMES								
SCHOOL (RK)	W	L	PCT.	HOME	AWAY	NEUT.	W	L	T	PCT.	HOME	AWAY	NEUT.	LAST 10	STRK
Nevada*	19	11	.633	11-4	8-7	0-0	33	21	0	.611	18-8	14-13	0-0	8-2	L1
Fresno State*	18	12	.600	11-4	7-8	0-0	28	27	0	.509	18-10	9-17	0-0	5-5	L1
New Mexico*	17	13	.565	10-5	7-8	0-0	30	22	0	.577	19-11	8-10	2-1	5-5	W1
UNLV*	16	14	.533	11-5	5-9	0-0	31	22	0	.585	20-8	8-11	3-2	8-2	W4
San Diego State*	14	16	.467	9-6	5-10	0-0	19	37	0	.339	12-17	6-16	1-3	4-6	W3
San José State*	13	17	.433	6-9	7-8	0-0	26	28	0	.481	17-13	9-14	0-0	5-5	W1
Air Force	12	18	.400	9-7	3-11	0-0	20	34	0	.370	13-7	5-25	2-1	3-7	L3
Washington State	11	19	.367	9-6	2-13	0-0	18	36	0	.333	10-9	4-24	3-3	2-8	L5

MW Regular-Season Champions; * MW Championship Participant; % MW Tournament Champions

A LOOK AHEAD AT THE MW

Wednesday, May 21
#6 San José State vs. #3 New Mexico (Mesa, Arizona)(MWN) 1:05 p.m. PT
#5 San Diego State Seed vs. #4 UNLV Seed (Mesa, Arizona)(MWN) 6:05 p.m. PT

Thursday, May 22
Game 2 Winner vs. #1 Nevada (Mesa, Arizona)(MWN) 1:05 p.m. PT
Game 1 Winner vs. #2 Fresno State (Mesa, Arizona)(MWN) 6:05 p.m. PT

Friday, May 23
Game 3 Loser vs. Game 4 Loser (Mesa, Arizona)(MWN) 11:05 a.m. PT
Game 3 Winner vs. Game 4 Winner (Mesa, Arizona)(MWN) 3:05 p.m. PT
Game 5 Winner vs. Game 6 Loser (Mesa, Arizona)(MWN) 7:05 p.m. PT

Saturday, May 24
MW Championship Game (Mesa, Arizona)(MWN) 12:05 p.m. PT

A LOOK BACK AT THE MW

Saturday, May 17
New Mexico 12, Fresno State 10* (MWN)
UNLV 9, Air Force 8* (MWN)
San Diego State 12, Washington State 10* (MWN)
San José State 10, Nevada 2* (MWN)

Friday, May 16
Fresno State 11, **New Mexico 10*** (11) (MWN)
UNLV 10, Air Force 4* (MWN)
San Diego State 15, Washington State 2* (MWN)
Nevada 12, **San José State 0*** (MWN)

Thursday, May 15
Fresno State 7, **New Mexico 5*** (MWN)
UNLV 4, Air Force 3* (10) (MWN)
San Diego State 3, Washington State 2* (MWN)
Nevada 3 **San José State 2*** (MWN)

Tuesday, May 13
Fresno State 10, Pacific 0 (7) (MWN)
Gonzaga 9, Washington State 0 (ESPN+)

Sunday, May 11
Air Force 5, New Mexico 4* (MWN)
Nevada 11, San Diego State 1* (MWN/NSN)
UNLV 5, **Washington State 2*** (MWN)
San José State 9, **Fresno State 7*** (MWN)

Saturday, May 10
New Mexico 9, **Air Force 6*** (MWN)
Nevada 4, San Diego State 3* (MWN/NSN)
Fresno State 10, San José State 0* (MWN)
Washington State 5, UNLV 4* (MWN)

Friday, May 9
Air Force 14, New Mexico 9* (MWN)
San Diego State 7, **Nevada 4*** (MWN/NSN)
San José State 12, **Fresno State 10*** (MWN)
UNLV 4, **Washington State 3*** (MWN)

2025 MOUNTAIN WEST STATISTICAL LEADERS

TEAM BATTING	g	avg	ab	r	h	2b	3b	hr	bb	so	sb-att
New Mexico	52	.339	1889	487	640	148	14	91	260	388	34-48
Fresno State	55	.301	1922	382	578	114	11	66	189	353	47-59
Nevada	54	.295	1900	397	560	119	8	76	191	397	29-35
UNLV	53	.295	1806	353	532	101	6	55	228	384	36-51
Washington State	54	.290	1809	311	525	95	8	29	191	385	42-69
Air Force	53	.281	1741	359	490	112	23	42	219	450	93-126
San Diego State	56	.280	1872	317	524	117	22	21	212	410	39-57
San Jose State	54	.272	1824	293	496	86	22	47	160	433	37-48
Totals	21	.294	14763	2899	4345	892	114	427	1650	3200	357-493

TEAM PITCHING	g	era	w	l	sv	ip	h	r	er	bb	so
UNLV	53	5.10	31	22	12	450.0	452	310	255	249	428
Fresno State	55	5.35	28	27	13	476.0	536	317	283	179	471
Nevada	54	5.72	33	21	12	465.2	531	330	296	170	383
San Jose State	54	6.12	26	28	10	461.2	517	362	314	227	378
San Diego State	56	6.95	19	37	9	479.0	588	439	370	304	450
Air Force	53	7.17	20	33	5	438.1	578	421	349	235	364
Washington State	54	7.54	18	36	5	448.2	577	426	376	246	321
New Mexico	52	8.24	30	22	15	445.2	599	446	408	238	392
Totals	215	6.51	205	226	81	3665.0	4378	3051	2651	1848	3187

TEAM FIELDING	g	po	a	e	pct	dp	pb	sba-att
Fresno State	55	1428	455	44	.977	37	4	21-40
Nevada	54	1396	514	46	.976	35	3	37-52
New Mexico	52	1337	509	51	.973	38	7	52-72
Washington State	54	1346	543	67	.966	32	5	45-73
San Jose State	54	1385	485	68	.965	50	7	68-89
UNLV	53	1350	458	66	.965	33	14	43-66
San Diego State	56	1437	476	90	.955	42	3	100-126
Air Force	53	1315	509	91	.952	39	8	75-95
Totals	215	10994	3949	523	.966	306	51	441-613

INDIVIDUAL BATTING

Min 2.5 AB/Team game	g	avg	ab	r	h	rbi	2b	3b	hr	bb
WALKER, Khalil-NM	52	.397	194	48	77	34	16	5	4	18
ORIACH, Jordy-NM	51	.395	210	65	83	63	25	2	16	28
TOIGO, Dean-LV	53	.384	216	44	83	74	13	0	18	20
MORAN, CJ-SD	41	.376	149	24	56	33	15	1	0	19
MCALISTER, Josh-NM	46	.371	167	44	62	42	9	1	16	21
OTT, Ethan-NM	47	.368	185	48	68	56	22	1	15	27
KONIARSKY, Cole-LV	52	.363	201	36	73	47	15	1	7	27
Hartman, Max-WSU	42	.363	168	41	61	29	9	1	5	16
Fernandes, Alex-SJ	54	.363	193	48	70	27	10	4	3	31
Peters, Zach-AF	53	.347	193	53	67	48	20	3	8	18
KWON, Junhyuk-NV	41	.346	156	34	54	33	11	0	8	20
NOONAN, Nevan-SD	56	.345	220	45	76	45	16	1	8	19
HAM, Billy-NV	51	.343	181	40	62	41	20	0	7	19
CARRIS, Akili-NM	45	.341	167	33	57	44	13	1	1	11
ASBY, Will-NM	50	.340	215	58	73	55	20	1	13	27
Johnstone, Logan-WSU	54	.337	196	51	66	40	17	1	9	30
DOBIE, Jayce-NV	44	.335	176	39	59	35	13	0	7	21
Chamizo, Zach-SJ	50	.333	195	33	65	36	8	5	5	11
Cresswell, Will-WSU	43	.329	155	23	51	43	13	1	5	19
GRAY, Murf-FS	55	.329	222	54	73	65	19	0	17	19

INDIVIDUAL PITCHING

Min 1.0 IP/Team game	app	era	w-l	sv	ip	h	r	er	bb	so
MERCURIUS, LJ-LV	12	3.57	4-3	0	53.0	45	27	21	25	58
CREMAROSA, Aidan-FS	15	4.01	6-5	0	83.0	77	46	37	21	97
LANE, Carson-LV	14	4.10	6-3	0	74.2	64	38	34	37	85
SIPILA, Marko-SD	11	4.34	3-3	0	64.1	67	41	31	22	68
SIMON, Sam-LV	13	4.53	3-4	0	59.2	63	38	30	31	33
BURFIELD, Casey-NV	13	4.97	4-3	0	63.1	75	39	35	22	39
George, Nolan-SJ	18	5.05	3-4	2	62.1	72	40	35	11	52
CASTRO, Alessandro-NV	14	5.25	5-3	0	70.1	85	48	41	15	42
Meyers, Luke-WSU	15	5.27	5-4	2	66.2	78	39	39	21	50
Smith, Griffin-WSU	16	5.73	5-6	0	81.2	97	63	52	18	41
FOSHER, Peyton-NV	14	5.78	5-4	0	71.2	82	48	46	19	73
ANKER, Jack-FS	14	5.94	8-4	0	83.1	104	59	55	12	100
Thomas, David-SJ	13	6.28	1-5	0	67.1	88	53	47	21	44
Lewis, Nick-WSU	16	6.69	4-7	0	74.0	98	61	55	21	47
Rogers, Dylan-AF	14	7.19	1-4	0	61.1	106	69	49	14	49

HITS	
TOIGO, Dean-LV	83
ORIACH, Jordy-NM	83
WALKER, Khalil-NM	77
NOONAN, Nevan-SD	76
3 tied with 73 hit(s)	

RUNS SCORED	
ORIACH, Jordy-NM	65
ASBY, Will-NM	58
GRAY, Murf-FS	54
Peters, Zach-AF	53
WOOD, Tye-NM	53

RUNS BATTED IN	
TOIGO, Dean-LV	74
GRAY, Murf-FS	65
ORIACH, Jordy-NM	63
OTT, Ethan-NM	56
ASBY, Will-NM	55

DOUBLES	
ORIACH, Jordy-NM	25
OTT, Ethan-NM	22
5 tied with 20 double(s)	

TRIPLES	
WALKER, Khalil-NM	5
Zapp, Walker-AF	5
SMITH, Jonathan-SD	5
Chamizo, Zach-SJ	5
3 tied with 4 triple(s)	

HOME RUNS	
TOIGO, Dean-LV	18
GRAY, Murf-FS	17
ORIACH, Jordy-NM	16
MCALISTER, Josh-NM	16
OTT, Ethan-NM	15

TOTAL BASES	
ORIACH, Jordy-NM	160
TOIGO, Dean-LV	150
GRAY, Murf-FS	143
OTT, Ethan-NM	137
ASBY, Will-NM	134

STOLEN BASES	sb-att
Spencer, Chase-AF	15-17
Lewis, Jeriah-SJ	15-21
Fernandes, Alex-SJ	14-15
MCALISTER, Josh-NM	14-15
Taylor, Christian-AF	14-20

STRIKEOUTS	ip	so
ANKER, Jack-FS	83.1	100
CREMAROSA, Aidan-FS	83.0	97
LANE, Carson-LV	74.2	85
PURSER, Daxton-NM	67.2	79
FOSHER, Peyton-NV	71.2	73

2025 NCAA RANKING SUMMARY (TEAM)

Statistic	National Rank	Conference Rank	Value	National Leader	Value	Conference Leader	Value
Base on Balls (299 ranked)	93	1	260	Duke	373	New Mexico	260
Batting Average (299 ranked)	1	1	0.339	New Mexico	0.339	New Mexico	0.339
Double Plays (296 ranked)	96	4	38	UCLA	54	San Jose St.	50
Double Plays Per Game (299 ranked)	98	3	0.73	Utah Tech	1.02	San Jose St.	0.93
Doubles (299 ranked)	1	1	148	New Mexico	148	New Mexico	148
Doubles Per Game (299 ranked)	1	1	2.85	New Mexico	2.85	New Mexico	2.85
Earned Run Average (299 ranked)	264	8	8.20	Northeastern	2.94	UNLV	5.08
Fielding Percentage (299 ranked)	95	3	0.973	Ball St.	0.984	Fresno St.	0.977
Hit Batters (299 ranked)	188	5	66	Youngstown St.	130	San Diego St.	97
Hit by Pitch (299 ranked)	257	6	53	Coastal Carolina	151	Washington St.	86
Hits (299 ranked)	2	1	640	High Point	641	New Mexico	640
Hits Allowed Per Nine Innings (299 ranked)	281	8	12.08	Texas	7.02	UNLV	9.04
Home Runs (299 ranked)	20	1	91	Georgia	132	New Mexico	91
Home Runs Per Game (299 ranked)	17	1	1.75	Georgia	2.36	New Mexico	1.75
On Base Percentage (299 ranked)	13	1	0.427	Southern U.	0.450	New Mexico	0.427
Runs (299 ranked)	9	1	487	High Point	587	New Mexico	487
Sacrifice Bunts (298 ranked)	220	7	15	Eastern Ill.	68	San Diego St.	32
Sacrifice Flies (299 ranked)	24	1	31	Georgia Tech	39	New Mexico	31
Scoring (299 ranked)	7	1	9.4	High Point	10.7	New Mexico	9.4
Shutouts (175 ranked)	175	4	1	Northeastern	16	Fresno St.	6
Slugging Percentage (299 ranked)	3	1	0.576	High Point	0.610	New Mexico	0.576
Stolen Bases (299 ranked)	275	7	34	VMI	209	Air Force	94
Stolen Bases Per Game (299 ranked)	275	7	0.65	VMI	4.02	Air Force	1.74
Strikeout-to-Walk Ratio (299 ranked)	151	5	1.65	Arkansas	3.48	Fresno St.	2.63
Strikeouts Per Nine Innings (299 ranked)	167	4	7.9	Vanderbilt	11.9	Fresno St.	8.9
Triple Plays (1 ranked)				5 teams tied	1		
Triples (299 ranked)	58	4	14	Arizona	34	Air Force	23
Triples Per Game (299 ranked)	62	4	0.27	Arizona	0.63	Air Force	0.43
WHIP (299 ranked)	254	8	1.88	Northeastern	1.06	Fresno St.	1.50
WL Pct (299 ranked)	92	3	0.577	Northeastern	0.833	Nevada	0.611
Walks Allowed Per Nine Innings (299 ranked)	161	4	4.81	Northeastern	2.48	Nevada	3.29

2025 NCAA RANKING SUMMARY (INDIVIDUALS)

Statistic	Player	National Rank	Conference Rank	Value	National Leader	Value	Conference Leader	Value
Base on Balls (150 ranked)					Blake Cavill, Troy	64	Tripp Garrish, Air Force	41
Base on Balls Per Game (150 ranked)					Miggy Echazarreta, High Point	1.24	Paul Myro IV, UNLV	0.83
Batting Average (249 ranked)	Khalil Walker Jordy Oriach Josh McAlister Ethan Ott	23 29 78 91	1 2 4 5	0.397 0.395 0.371 0.368	Aidan Redahan, Central Conn. St.	0.462	Khalil Walker, New Mexico	0.397
Complete Games (56 ranked)	Ryan Castillo	56	4	1	Vincent Borghese, Central Conn. St.	6	LJ Mercurius, UNLV Omar Serrano, San Diego St. Griffin Smith, Washington St.	2 2 2
Doubles (110 ranked)	Jordy Oriach Ethan Ott Will Asby	3 14 26	1 2 3	25 22 20	Kaleb Freeman, Georgia St. Hayden Jatczak, Kent St.	28 28	Jordy Oriach, New Mexico	25
Doubles Per Game (150 ranked)	Jordy Oriach Ethan Ott Will Asby	7 8 31	1 2 4	0.49 0.47 0.40	Jarrett Pokrovsky, Penn	0.59	Jordy Oriach, New Mexico	0.49
Earned Run Average (200 ranked)					Jack Ohman, Yale	1.34	LJ Mercurius, UNLV	3.57
Games Started (11 ranked)					Dylan Mathiesen, Liberty	17	Aidan Cremarosa, Fresno St.	15
Hit Batters (125 ranked)					Jackson Logar, James Madison	30	Davis Rhyne, Air Force Garvey Rumary, San Diego St.	15 15
Hit By Pitch Per Game (146 ranked)					Charlie Scholvin, Toledo	0.69	Billy Ham, Nevada	0.41
Hit by Pitch (123 ranked)					Evan Cloyd, CSU Bakersfield Gabe Natividad, Winthrop	33 33	Billy Ham, Nevada	21
Hits (132 ranked)	Jordy Oriach Khalil Walker Will Asby	21 54 113	1 3 5	83 77 73	Juan Cruz, Alabama St.	98	Jordy Oriach, New Mexico Dean Toigo, UNLV	83 83
Hits Allowed Per Nine Innings (150 ranked)					Brian Curley, Georgia	4.96	LJ Mercurius, UNLV	7.64
Hits Per Game (150 ranked)	Jordy Oriach Khalil Walker Will Asby Ethan Ott	14 61 80 87	1 3 4 6	1.63 1.48 1.46 1.45	Aidan Redahan, Central Conn. St.	1.88	Jordy Oriach, New Mexico	1.63
Home Runs (138 ranked)	Josh McAlister Jordy Oriach Ethan Ott	80 80 110	3 3 5	16 16 15	Mason Neville, Oregon	26	Dean Toigo, UNLV	18
Home Runs Per Game (147 ranked)	Josh McAlister Ethan Ott Jordy Oriach	40 82 88	1 3 4	0.35 0.32 0.31	Mason Neville, Oregon	0.49	Josh McAlister, New Mexico	0.35
On Base Percentage (150 ranked)	Jordy Oriach	110	1	0.476	Trey Rutledge, Alabama A&M	0.567	Jordy Oriach, New Mexico	0.476
Pitching Appearances (122 ranked)	Josh Barnhouse Luke Wiseman	20 82	2 4	27 24	Daniel Lingle, William & Mary	32	Peyton Rodgers, San Diego St.	30
Runs (141 ranked)	Jordy Oriach Will Asby	37 97	1 2	65 58	John Bay, Austin Peay	91	Jordy Oriach, New Mexico	65
Runs Batted In (135 ranked)	Jordy Oriach Ethan Ott	53 135	3 4	63 56	Jack Hopko, Rhode Island	80	Dean Toigo, UNLV	74
Runs Batted In Per Game (150 ranked)	Jordy Oriach Ethan Ott Will Asby	48 71 120	2 3 5	1.24 1.19 1.10	Kaden Smith, Charleston So.	1.60	Dean Toigo, UNLV	1.40
Runs Per Game (150 ranked)	Jordy Oriach Will Asby Tye Wood	36 80 104	1 2 3	1.27 1.16 1.13	John Bay, Austin Peay	1.65	Jordy Oriach, New Mexico	1.27
Sacrifice Bunts (90 ranked)					Jeff Pierantoni, Yale	20	Evan Sipe, San Diego St.	11
Sacrifice Bunts Per Game (150 ranked)					Jeff Pierantoni, Yale	0.44	Ben Niednagel, Air Force	0.16
Sacrifice Flies (98 ranked)					Joseph Eichelberger, Jackson St. AJ Havrilla, Marshall Ben Slanker, Ohio	10 10 10	Cooper Sheff, UNLV Ryan Skjonsby, Washington St.	6 6
Saves (363 ranked)	Ty Cunningham	16	1	10	Carson Ozmer, Alabama	16	Ty Cunningham, New Mexico	10

2025 MISCELLANEOUS HITTING

Multiple Hit Games	2	3	4	5+	Total
10 ORIACH, Jordy	18	10	1	-	29
15 WALKER, Khalil	19	7	-	-	26
47 OTT, Ethan	21	3	1	-	25
12 ASBY, Will	16	6	1	1	24
4 WOOD, Tye	9	8	-	-	17
14 CARRIS, Akili	9	8	-	-	17
9 MCALISTER, Josh	11	4	2	-	17
3 WASLEFSKY, Karsen	5	4	1	-	10
26 MANSY, Luke	8	1	-	-	9
24 WILLIAMS, Brodey	5	3	-	-	8
48 NEIL, Andrew	5	1	-	-	6
2 BRASS, Cooper	3	2	-	-	5
29 HERD, Caleb	5	-	-	-	5
20 BANISTER, Luke	2	-	-	-	2
43 TRUJILLO, Gene	2	-	-	-	2
TEAM	138	57	6	1	202

Multiple RBI Games	2	3	4	5+	Total
10 ORIACH, Jordy	7	9	2	-	18
47 OTT, Ethan	8	5	4	-	17
12 ASBY, Will	8	5	3	-	16
9 MCALISTER, Josh	10	1	2	-	13
14 CARRIS, Akili	4	4	2	1	11
15 WALKER, Khalil	8	1	1	-	10
4 WOOD, Tye	5	3	-	-	8
26 MANSY, Luke	5	1	1	-	7
3 WASLEFSKY, Karsen	3	1	1	1	6
24 WILLIAMS, Brodey	3	-	1	-	4
29 HERD, Caleb	2	-	2	-	4
48 NEIL, Andrew	1	1	-	1	3
43 TRUJILLO, Gene	1	2	-	-	3
2 BRASS, Cooper	3	-	-	-	3
20 BANISTER, Luke	1	-	1	-	2
5 MILLER, Shane	1	-	-	-	1
TEAM	70	33	20	3	126

Hitting Streaks	Longest	Current
10 ORIACH, Jordy	16	2
12 ASBY, Will	12	1
47 OTT, Ethan	11	3
9 MCALISTER, Josh	11	8
15 WALKER, Khalil	10	5
14 CARRIS, Akili	10	2
24 WILLIAMS, Brodey	9	-
3 WASLEFSKY, Karsen	9	1
26 MANSY, Luke	9	1
4 WOOD, Tye	9	3
2 BRASS, Cooper	6	-
29 HERD, Caleb	5	1
20 BANISTER, Luke	3	-
48 NEIL, Andrew	2	-
43 TRUJILLO, Gene	2	2

Reached Base Streaks	Longest	Current
47 OTT, Ethan	24	24
10 ORIACH, Jordy	23	2
9 MCALISTER, Josh	22	8
26 MANSY, Luke	19	1
4 WOOD, Tye	17	17
12 ASBY, Will	17	1
24 WILLIAMS, Brodey	15	-
15 WALKER, Khalil	14	5
14 CARRIS, Akili	11	3
2 BRASS, Cooper	10	-
3 WASLEFSKY, Karsen	9	1
29 HERD, Caleb	8	1
43 TRUJILLO, Gene	4	4
20 BANISTER, Luke	3	-
48 NEIL, Andrew	3	-
5 MILLER, Shane	1	-

2025 NEW MEXICO GAMES SUMMARY

Score by innings	1	2	3	4	5	6	7	8	9	EX	Total
New Mexico	68	54	59	68	59	61	41	45	24	8	487
Opponents	47	53	65	34	66	45	58	43	30	5	446

Record when ...			
Overall	30-22	After 6 leading	24-4
Conference	17-13	..... trailing	2-17
Non-Conference	13-9	..... tied	4-1
Home games	19-8	After 7 leading	24-3
Away games	9-13	..... trailing	2-15
Neutral site	2-1	..... tied	0-1
Day games	17-18	After 8 leading	21-3
Night games	13-4	..... trailing	2-16
vs Left starter	6-2	..... tied	1-0
vs Right starter	24-20		
1-Run games	5-5	Hit 0 home runs	2-8
2-Run games	6-3	... 1 home run	12-4
5+Run games	13-11	... 2+ home runs	16-10
Extra innings	2-1		
Shutouts	1-2	Opponent 0 home runs	12-8
		..... 1 home run	12-6
Scoring 0-2 runs	0-3	..... 2+ HRs	6-8
..... 3-5 runs	1-10		
..... 6-9 runs	10-3	Made 0 errors	13-4
..... 10+ runs	19-6	.... 1 error	8-13
		.... 2+ errors	9-5
Opponent 0-2 runs	1-0		
..... 3-5 runs	10-3	Opp. made 0 errors	7-9
..... 6-9 runs	13-4	..... 1 error	14-9
..... 10+ runs	6-15	..... 2+ errors	9-4
Scored in 1st inning	16-8	Out-hit opponent	22-8
Opp. scored in 1st	12-13	Out-hit by opponent	6-11
Scores first	19-5	Hits are tied	2-3
Opp. scores first	11-17		

Record when team scores:

Runs	0	1	2	3	4	5	6	7	8	9	10+
W-L	0-2	0-1	0-0	0-3	0-4	1-3	2-1	3-1	1-0	4-1	19-6

Record when opponent scores:

Runs	0	1	2	3	4	5	6	7	8	9	10+
W-L	1-0	0-0	0-0	4-0	4-2	2-1	4-0	5-3	2-0	2-1	6-15

Record when leading after:

Inn.	1	2	3	4	5	6	7	8
W-L	13-4	20-5	21-5	25-6	23-6	24-4	24-3	21-3

Record when trailing after:

Inn.	1	2	3	4	5	6	7	8
W-L	4-9	5-13	8-15	5-14	4-15	2-17	2-15	2-16

Record when tied after:

Inn.	1	2	3	4	5	6	7	8
W-L	13-9	5-4	1-2	0-2	3-1	4-1	0-1	1-0

Current winning streak: 1
Longest winning streak: 4
Longest losing streak: 4

Home attendance : 14621 (25 dates avg = 584)
Away attendance : 18702 (25 dates avg = 748)
Total attendance: 33323 (50 dates avg = 666)

2025 BATTING LEADERS

Hitting minimums - 1 Games 1 AB 2.0 AB/Game 1 TPA 2.0 TPA/Game
Pitching minimums - 1 Games 0.7 IP/Game

Batting avg	
1. 15 WALKER, Khalil	.397
2. 10 ORIACH, Jordy	.395
3. 9 MCALISTER, Josh	.371
4. 47 OTT, Ethan	.368
5. 14 CARRIS, Akili	.341

Slugging pct	
1. 10 ORIACH, Jordy	.762
2. 47 OTT, Ethan	.741
3. 9 MCALISTER, Josh	.725
4. 12 ASBY, Will	.623
5. 15 WALKER, Khalil	.593

On base pct	
1. 10 ORIACH, Jordy	.476
2. 47 OTT, Ethan	.462
3. 4 WOOD, Tye	.459
4. 15 WALKER, Khalil	.457
5. 9 MCALISTER, Josh	.456

Runs scored	
1. 10 ORIACH, Jordy	65
2. 12 ASBY, Will	58
3. 4 WOOD, Tye	53
4. 47 OTT, Ethan	48
15 WALKER, Khalil	48

Hits	
1. 10 ORIACH, Jordy	83
2. 15 WALKER, Khalil	77
3. 12 ASBY, Will	73
4. 47 OTT, Ethan	68
5. 9 MCALISTER, Josh	62

Runs batted in	
1. 10 ORIACH, Jordy	63
2. 47 OTT, Ethan	56
3. 12 ASBY, Will	55
4. 14 CARRIS, Akili	44
5. 9 MCALISTER, Josh	42

Doubles	
1. 10 ORIACH, Jordy	25
2. 47 OTT, Ethan	22
3. 12 ASBY, Will	20
4. 15 WALKER, Khalil	16
5. 4 WOOD, Tye	14

Triples	
1. 15 WALKER, Khalil	5
2. 10 ORIACH, Jordy	2
3. 7 tied at.....	1

Home runs	
1. 9 MCALISTER, Josh	16
10 ORIACH, Jordy	16
3. 47 OTT, Ethan	15
4. 12 ASBY, Will	13
5. 2 tied at.....	5

Total bases	
1. 10 ORIACH, Jordy	160
2. 47 OTT, Ethan	137
3. 12 ASBY, Will	134
4. 9 MCALISTER, Josh	121
5. 15 WALKER, Khalil	115

Walks	
1. 4 WOOD, Tye	34
2. 10 ORIACH, Jordy	28
3. 12 ASBY, Will	27
47 OTT, Ethan	27
5. 9 MCALISTER, Josh	21

Hit by pitch	
1. 47 OTT, Ethan	8
2. 10 ORIACH, Jordy	7
3. 9 MCALISTER, Josh	6
4. 3 tied at...	5

Sac bunts	
1. 15 WALKER, Khalil	4
2. 4 WOOD, Tye	2
12 ASBY, Will	2
24 WILLIAMS, Brodey	2
2 BRASS, Cooper	2

Sac flies	
1. 26 MANSY, Luke	4
2. 5 tied at.....	3

Stolen bases	
1. 9 MCALISTER, Josh	14
2. 4 WOOD, Tye	7
3. 2 BRASS, Cooper	3
3 WASLEFSKY, Karsen	3
5. 15 WALKER, Khalil	2

Caught stealing	
1. 15 WALKER, Khalil	3
3 WASLEFSKY, Karsen	3
3. 14 CARRIS, Akili	2
4. 6 tied at....	1

Steal attempts	
1. 9 MCALISTER, Josh	15
2. 4 WOOD, Tye	8
3. 3 WASLEFSKY, Karsen	6
4. 15 WALKER, Khalil	5
5. 2 BRASS, Cooper	4

Stolen base pct	
1. 12 ASBY, Will	1.000
2. 9 MCALISTER, Josh	.933
3. 4 WOOD, Tye	.875
4. 10 ORIACH, Jordy	.500
3 WASLEFSKY, Karsen	.500

Strikeouts	
1. 9 MCALISTER, Josh	48
47 OTT, Ethan	48
3. 4 WOOD, Tye	43
4. 12 ASBY, Will	37
5. 14 CARRIS, Akili	31

Grounded into DP	
1. 47 OTT, Ethan	6
2. 10 ORIACH, Jordy	4
24 WILLIAMS, Brodey	4
4. 12 ASBY, Will	3
14 CARRIS, Akili	3

Total plate appearances	
1. 12 ASBY, Will	250
2. 10 ORIACH, Jordy	248
3. 47 OTT, Ethan	223
15 WALKER, Khalil	223
5. 4 WOOD, Tye	198

At bats	
1. 12 ASBY, Will	215
2. 10 ORIACH, Jordy	210
3. 15 WALKER, Khalil	194
4. 47 OTT, Ethan	185
5. 2 tied at.....	167

Games played	
1. 15 WALKER, Khalil	52
2. 10 ORIACH, Jordy	51
3. 12 ASBY, Will	50
4. 4 WOOD, Tye	47
47 OTT, Ethan	47

Game starts	
1. 15 WALKER, Khalil	52
2. 10 ORIACH, Jordy	51
3. 12 ASBY, Will	50
4. 47 OTT, Ethan	46
5. 9 MCALISTER, Josh	44

Games as sub	
1. 48 NEIL, Andrew	22
2. 2 BRASS, Cooper	20
3. 43 TRUJILLO, Gene	16
4. 26 MANSY, Luke	11
5. 3 tied at...	8

2025 PITCHING LEADERS

Hitting minimums - 1 Games 1 AB 2.0 AB/Game 1 TPA 2.0 TPA/Game
Pitching minimums - 1 Games 0.7 IP/Game

Earned run avg	
1. 7 WHITE, Tommy	4.95
2. 34 BARNHOUSE, Josh	5.95
3. 33 PURSER, Daxton	7.32
4. 31 PENGELLY, Dayne	8.50
5. 39 CASTILLO, Ryan	8.65

Opposing bat avg	
1. 33 PURSER, Daxton	.287
2. 7 WHITE, Tommy	.296
3. 34 BARNHOUSE, Josh	.307
4. 31 PENGELLY, Dayne	.331
5. 39 CASTILLO, Ryan	.354

Won-loss pct	
1. 7 WHITE, Tommy	1.000
2. 34 BARNHOUSE, Josh	.800
3. 31 PENGELLY, Dayne	.600
4. 39 CASTILLO, Ryan	.500
5. 33 PURSER, Daxton	.429

Wins	
1. 25 WISEMAN, Luke	4
34 BARNHOUSE, Josh	4
39 CASTILLO, Ryan	4
4. 31 PENGELLY, Dayne	3
33 PURSER, Daxton	3

Losses	
1. 33 PURSER, Daxton	4
39 CASTILLO, Ryan	4
3. 8 ALVAREZ, Diego	3
4. 4 tied at.....	2

Saves	
1. 23 CUNNINGHAM, Ty	10
2. 5 tied at.....	1

Innings pitched	
1. 33 PURSER, Daxton	67.2
2. 39 CASTILLO, Ryan	42.2
3. 31 PENGELLY, Dayne	42.1
34 BARNHOUSE, Josh	42.1
5. 7 WHITE, Tommy	36.1

Batters struck out	
1. 33 PURSER, Daxton	79
2. 39 CASTILLO, Ryan	39
3. 31 PENGELLY, Dayne	35
4. 7 WHITE, Tommy	32
5. 34 BARNHOUSE, Josh	29

Appearances	
1. 34 BARNHOUSE, Josh	27
2. 25 WISEMAN, Luke	24
3. 23 CUNNINGHAM, Ty	21
4. 7 WHITE, Tommy	18
5. 33 PURSER, Daxton	16

Games started	
1. 31 PENGELLY, Dayne	11
2. 33 PURSER, Daxton	10
3. 39 CASTILLO, Ryan	9
4. 17 MOGEN, Cristian	7
5. 35 MONTEFORTE, Presley	5

Games finished	
1. 23 CUNNINGHAM, Ty	16
2. 34 BARNHOUSE, Josh	8
3. 7 WHITE, Tommy	6
4. 33 PURSER, Daxton	4
25 WISEMAN, Luke	4

Games in relief	
1. 34 BARNHOUSE, Josh	27
2. 25 WISEMAN, Luke	24
3. 23 CUNNINGHAM, Ty	21
4. 7 WHITE, Tommy	18
5. 2 tied at.....	11

Wild pitches	
1. 33 PURSER, Daxton	8
39 CASTILLO, Ryan	8
3. 27 LOPEZ, David	5
4. 31 PENGELLY, Dayne	3
23 CUNNINGHAM, Ty	3

Balks	
1. 35 MONTEFORTE, Presley	1
49 MESSMORE, Jack	1
25 WISEMAN, Luke	1

Hit batters	
1. 35 MONTEFORTE, Presley	9
2. 31 PENGELLY, Dayne	7
7 WHITE, Tommy	7
4. 27 LOPEZ, David	5
11 CORNELIUS, Matt	5

Intentional BB allowed	
1. 23 CUNNINGHAM, Ty	1
25 WISEMAN, Luke	1
35 MONTEFORTE, Presley	1

Runners picked off	
1. 35 MONTEFORTE, Presley	1
11 CORNELIUS, Matt	1
8 ALVAREZ, Diego	1
33 PURSER, Daxton	1

Batters SO out looking	
1. 33 PURSER, Daxton	20
2. 39 CASTILLO, Ryan	15
31 PENGELLY, Dayne	15
4. 7 WHITE, Tommy	12
5. 2 tied at.....	9

Sac bunts allowed	
1. 34 BARNHOUSE, Josh	3
2. 31 PENGELLY, Dayne	2
3. 8 tied at.....	1

Sac flies allowed	
1. 34 BARNHOUSE, Josh	5
49 MESSMORE, Jack	5
33 PURSER, Daxton	5
4. 31 PENGELLY, Dayne	3
5. 5 tied at.....	2

Hits allowed	
1. 7 WHITE, Tommy	42
2. 34 BARNHOUSE, Josh	51
3. 31 PENGELLY, Dayne	59
4. 39 CASTILLO, Ryan	67
5. 33 PURSER, Daxton	80

Runs allowed	
1. 7 WHITE, Tommy	21
2. 34 BARNHOUSE, Josh	29
3. 39 CASTILLO, Ryan	44
4. 31 PENGELLY, Dayne	46
5. 33 PURSER, Daxton	62

Earned runs allowed	
1. 7 WHITE, Tommy	20
2. 34 BARNHOUSE, Josh	28
3. 31 PENGELLY, Dayne	40
4. 39 CASTILLO, Ryan	41
5. 33 PURSER, Daxton	55

Walks allowed	
1. 39 CASTILLO, Ryan	13
2. 34 BARNHOUSE, Josh	15
3. 7 WHITE, Tommy	17
4. 33 PURSER, Daxton	29
5. 31 PENGELLY, Dayne	30

Doubles allowed	
1. 7 WHITE, Tommy	10
2. 34 BARNHOUSE, Josh	11
3. 31 PENGELLY, Dayne	16
4. 39 CASTILLO, Ryan	17
5. 33 PURSER, Daxton	20

Triples allowed	
1. 39 CASTILLO, Ryan	2
7 WHITE, Tommy	2
33 PURSER, Daxton	2
31 PENGELLY, Dayne	2
5. 34 BARNHOUSE, Josh	7

Home runs allowed	
1. 31 PENGELLY, Dayne	2
2. 39 CASTILLO, Ryan	4
7 WHITE, Tommy	4
4. 34 BARNHOUSE, Josh	5
5. 33 PURSER, Daxton	9

SUPERLATIVES

INDIVIDUAL HIGHS

At bats:	6	-	(28 times)
Runs scored:	5	-	OTT, Ethan vs Washington State (Apr 12, 2025)
Hits:	5	-	ASBY, Will at San Diego State (05-04-25)
RBIs:	5	-	WASLEFSKY, Karsen vs UNLV (Mar 15, 2025)
	5	-	NEIL, Andrew vs UNLV (Mar 16, 2025)
	5	-	CARRIS, Akili vs Grand Canyon (Mar 25, 2025)
Doubles:	2	-	(26 times)
Triples:	1	-	(14 times)
Home runs:	2	-	(8 times)
Total bases:	10	-	ASBY, Will at San Diego State (05-04-25)
Walks:	3	-	(11 times)
Strikeouts:	4	-	(4 times)
Sac hits:	2	-	ASBY, Will vs Seton Hall (Feb 16, 2025 at Scottsdale, Ariz.)
	2	-	WALKER, Khalil vs N. Colorado (Feb 22, 2025)
Sac flies:	2	-	OTT, Ethan vs Seton Hall (Feb 16, 2025 at Scottsdale, Ariz.)
Stolen bases:	2	-	(5 times)
Hit by pitch:	2	-	MCALISTER, Josh vs Rhode Island (Mar 02, 2025)
	2	-	WOOD, Tye vs Rhode Island (Mar 02, 2025)
Caught stealing:	1	-	(14 times)
Runners LOB:	7	-	CARRIS, Akili vs Washington State (Apr 13, 2025)

Fielding

Putouts:	18	-	WILLIAMS, Brodey at Nevada (Mar 21, 2025)
Assists:	7	-	MCALISTER, Josh vs Rhode Island (Mar 02, 2025)
	7	-	MCALISTER, Josh vs Fresno State (May 16, 2025)
Errors:	2	-	WASLEFSKY, Karsen vs UNLV (Mar 16, 2025)
	2	-	CARRIS, Akili at Fresno State (Apr 04, 2025)
	2	-	CARRIS, Akili at San Diego State (05-02-25)
Passed balls:	3	-	BANISTER, Luke at Tarleton State (Mar 08, 2025)

Pitching

Innings pitched:	8.0	-	CASTILLO, Ryan vs UNLV (Mar 15, 2025)
Runs allowed:	9	-	PURSER, Daxton vs N. Colorado (Feb 22, 2025)
	9	-	ALVAREZ, Diego vs Rhode Island (Feb 28, 2025)
Earned runs:	9	-	PURSER, Daxton vs N. Colorado (Feb 22, 2025)
	9	-	ALVAREZ, Diego vs Rhode Island (Feb 28, 2025)
Walks allowed:	6	-	PENGELLY, Dayne at Nevada (Mar 23, 2025)
Strikeouts:	11	-	PURSER, Daxton at Nevada (Mar 21, 2025)
Hits allowed:	11	-	PURSER, Daxton vs Washington State (Apr 11, 2025)
	11	-	PURSER, Daxton vs San Jose State (Apr 25, 2025)
Doubles allowed:	5	-	PENGELLY, Dayne vs Washington State (Apr 13, 2025)
Triples allowed:	2	-	ALVAREZ, Diego vs Rhode Island (Feb 28, 2025)
	2	-	ALVAREZ, Diego at Tarleton State (Mar 07, 2025)
	2	-	LOPEZ, David at Tarleton State (Mar 08, 2025)
Homers allowed:	3	-	LOPEZ, David vs Rhode Island (Mar 01, 2025)
Wild pitches:	3	-	LOPEZ, David vs UC Irvine (Feb 15, 2025 at Mesa, AZ)
Hit batters:	3	-	LOPEZ, David vs N. Colorado (Feb 22, 2025)

TEAM HIGHS

At bats:	48	-	vs N. Colorado (Feb 21, 2025)
Runs scored:	25	-	vs San Jose State (Apr 25, 2025)
Hits:	23	-	vs N. Colorado (Feb 21, 2025)
RBIs:	24	-	vs Washington State (Apr 12, 2025)
Doubles:	8	-	vs Washington State (Apr 12, 2025)
	8	-	vs Fresno State (May 17, 2025)
Triples:	2	-	vs Austin Peay (Feb 14, 2025 at Mesa, Arizona)
Home runs:	6	-	at UNLV (Apr 17, 2025)
Total bases:	37	-	vs N. Colorado (Feb 22, 2025)
Walks:	11	-	vs Rhode Island (Mar 02, 2025)
	11	-	at NM State (Apr 15, 2025)
	11	-	vs San Jose State (Apr 25, 2025)
Strikeouts:	22	-	at Nevada (Mar 21, 2025)
Sac hits:	3	-	vs Seton Hall (Feb 16, 2025 at Scottsdale, Ariz.)
Sac flies:	3	-	vs San Jose State (Apr 25, 2025)
Stolen bases:	5	-	vs N. Colorado (Feb 21, 2025)
Hit by pitch:	6	-	vs Washington State (Apr 12, 2025)
Caught stealing:	2	-	vs N. Colorado (Feb 23, 2025)
Runners LOB:	19	-	at Nevada (Mar 21, 2025)
Hit into DP:	3	-	vs Air Force (Mar 28, 2025)
	3	-	at UNLV (Apr 19, 2025)

Fielding

Putouts:	36	-	at Nevada (Mar 21, 2025)
Assists:	17	-	vs Rhode Island (Mar 02, 2025)
Errors:	3	-	at Tarleton State (Mar 07, 2025)
	3	-	vs UNLV (Mar 16, 2025)
Passed balls:	3	-	at Tarleton State (Mar 08, 2025)
DPs turned:	3	-	vs Washington State (Apr 13, 2025)

Pitching

Innings pitched:	12.0	-	at Nevada (Mar 21, 2025)
Runs allowed:	20	-	at Nevada (Mar 22, 2025)
Earned runs:	20	-	at Nevada (Mar 22, 2025)
Walks allowed:	13	-	at UNLV (Apr 18, 2025)
Strikeouts:	17	-	at Nevada (Mar 21, 2025)
Hits allowed:	21	-	at Nevada (Mar 22, 2025)
Doubles allowed:	9	-	at Nevada (Mar 22, 2025)
Triples allowed:	3	-	vs Rhode Island (Feb 28, 2025)
	3	-	vs Rhode Island (Mar 01, 2025)
	3	-	at Tarleton State (Mar 07, 2025)
Homers allowed:	4	-	vs Rhode Island (Mar 01, 2025)
Wild pitches:	3	-	(4 times)
Hit batters:	5	-	vs UC Irvine (Feb 15, 2025 at Mesa, AZ)

MISCELLANEOUS

TIME OF GAME

Longest game, innings	12, March 21 at Nevada
Longest game, time (9 innings)	3:40, April 13 vs Washington State (G2)
Shortest game, time (9 innings)	2:15, Feb. 14 vs Austin Peay
Shortest game, time	1:55, Feb. 18 at Arizona, 7 inn.

IN A THREE-GAME SERIES

BY UNM

Most runs	56, April 25-27 vs. San Jose State
Most hits	60, April 25-27 vs. San Jose State
Most errors	5, March 14-16 vs. UNLV
	5, April 17-19 at UNLV
Fewest errors	1, March 21-23 at Nevada
	1, April 11-13 vs. Washington State

BY OPPONENT

Fewest runs	17, March 14-16 vs. UNLV
Fewest hits	35, April 25-27 vs. San Jose State
	35, May 2-4 at San Diego State
Most errors	9, April 25-27 vs. San Jose State

2025 BATTING GAME BY GAME

Date	Opponent	ab	r	h	rbi	2b	3b	hr	tb	bb	ibb	sb	cs	hbp	sac	sf	gdp	k	po	a	e	lob	avg
Feb 14	vs Austin Peay	38	9	11	9	4	2	1	22	6	0	0	0	5	0	0	0	15	27	5	0	13	.289
Feb 15	vs UC Irvine	30	4	4	4	2	0	1	9	4	0	0	0	1	0	1	0	10	27	7	2	5	.221
Feb 16	vs Seton Hall	25	5	8	4	1	0	1	12	3	0	1	0	0	3	2	1	3	27	6	0	4	.247
Feb 18	at Arizona	24	0	4	0	0	0	0	4	0	0	0	1	1	0	0	0	6	19	6	1	4	.231
Feb 21	N. COLORADO	48	15	23	14	6	0	0	29	3	0	5	0	1	0	1	1	6	27	12	1	11	.303
Feb 22	N. COLORADO	41	11	16	8	4	1	0	22	2	0	1	1	1	2	2	0	5	27	7	1	10	.320
Feb 22	N. COLORADO	39	13	16	13	4	1	5	37	7	0	0	0	1	0	0	1	7	27	11	1	10	.335
Feb 23	N. COLORADO	34	12	14	11	2	0	2	22	6	0	4	2	2	0	1	2	4	27	14	1	7	.344
Feb 25	NM STATE	32	7	9	7	1	1	1	15	2	0	0	0	3	0	1	1	9	27	14	0	7	.338
Feb 28	RHODE ISLAND	42	13	15	12	4	1	4	33	6	0	0	0	0	1	0	2	5	27	14	1	9	.340
Mar 01	RHODE ISLAND	39	15	17	13	5	0	1	25	8	0	2	0	1	0	1	1	9	27	13	1	10	.349
Mar 02	RHODE ISLAND	27	8	10	6	3	1	2	21	6	0	1	0	0	0	0	1	2	21	11	0	7	.351
Mar 02	RHODE ISLAND	29	10	6	9	0	1	1	11	11	0	3	1	5	0	0	2	6	27	17	2	11	.342
Mar 07	at Tarleton State	36	4	10	4	4	0	2	20	1	0	1	0	2	1	0	0	11	24	8	3	9	.337
Mar 08	at Tarleton State	24	0	3	0	0	0	0	3	4	0	0	0	0	0	0	1	6	18	11	0	7	.327
Mar 08	at Tarleton State	38	6	13	6	2	0	1	18	3	0	0	1	0	0	1	0	4	24	10	1	9	.328
Mar 09	at Tarleton State	32	3	7	3	3	0	0	10	3	0	1	1	1	0	0	0	11	25	9	1	6	.322
*Mar 14	UNLV	40	12	16	12	3	1	2	27	3	0	0	1	0	0	0	0	5	27	12	0	7	.327
*Mar 15	UNLV	33	13	14	13	3	0	1	20	9	0	0	1	2	0	1	1	3	24	15	2	9	.332
*Mar 16	UNLV	37	11	13	11	2	0	3	24	6	0	0	0	2	0	1	0	6	27	6	3	10	.333
*Mar 21	at Nevada	46	6	13	5	2	1	1	20	9	1	0	0	3	2	1	0	22	36	10	0	19	.330
*Mar 22	at Nevada	28	4	8	4	2	0	2	16	0	0	0	0	0	0	0	0	3	18	6	1	3	.328
*Mar 23	at Nevada	39	5	12	4	3	0	2	21	1	0	0	0	1	1	0	0	10	24	11	0	10	.327
Mar 25	GRAND CANYON	34	12	9	10	2	0	4	23	4	0	0	0	0	0	0	1	5	27	13	1	2	.325
*Mar 28	AIR FORCE	33	7	13	7	3	0	1	19	6	0	0	0	0	0	1	3	5	27	7	1	9	.327
*Mar 29	AIR FORCE	34	12	10	12	1	0	3	20	5	1	1	0	1	0	0	0	7	27	9	1	4	.326
*Mar 30	AIR FORCE	30	1	4	0	1	0	0	5	6	0	0	0	1	0	0	1	7	27	16	1	9	.320
Apr 01	at NM State	45	15	17	15	4	0	3	30	5	0	0	0	1	0	0	0	17	27	8	2	9	.322
*Apr 04	at Fresno State	36	5	9	5	2	0	3	20	2	0	0	1	0	0	0	0	15	24	8	2	6	.320
*Apr 05	at Fresno State	35	3	8	3	2	0	1	13	4	0	0	1	0	0	0	0	9	24	11	1	9	.317
*Apr 06	at Fresno State	37	7	9	7	2	0	0	11	3	0	0	0	1	0	1	0	9	24	6	1	8	.314
Apr 08	TEXAS TECH	35	15	16	13	3	0	3	28	10	1	0	1	1	0	1	1	6	24	6	1	11	.319
*Apr 11	WASHINGTON STATE	38	10	17	10	5	0	2	28	6	0	2	1	1	0	0	1	4	27	11	0	11	.323
*Apr 12	WASHINGTON STATE	38	24	20	24	8	0	1	31	8	0	0	0	6	0	2	1	3	21	9	0	11	.329
*Apr 13	WASHINGTON STATE	40	11	15	9	1	1	2	24	6	0	0	0	2	0	1	1	6	27	10	1	11	.331
Apr 15	at NM State	35	12	10	12	3	0	1	16	11	0	0	0	2	0	2	0	9	27	5	2	11	.330
*Apr 17	at UNLV	41	13	15	12	2	0	6	35	4	0	1	0	0	0	1	0	10	27	6	2	6	.331
*Apr 18	at UNLV	36	3	9	3	1	1	0	12	2	0	0	0	0	0	0	0	10	24	6	2	8	.329
*Apr 19	at UNLV	31	6	9	5	2	0	1	14	9	1	1	0	1	1	1	3	3	27	15	1	10	.328
Apr 22	NM STATE	34	7	10	6	3	0	2	19	5	0	0	0	1	0	0	1	7	27	9	0	9	.327
*Apr 25	SAN JOSE STATE	37	25	21	21	5	0	2	32	11	0	1	0	0	0	3	0	5	21	6	2	8	.333
*Apr 26	SAN JOSE STATE	36	19	20	17	4	0	3	33	3	0	0	1	0	0	0	2	7	21	8	0	2	.338
*Apr 27	SAN JOSE STATE	46	12	19	12	4	0	2	29	2	0	0	0	0	0	1	0	9	27	12	1	10	.341
*05-02-25	at San Diego State	39	9	11	9	2	0	0	13	8	0	0	0	1	0	2	1	10	30	12	2	11	.339
*05-03-25	at San Diego State	37	9	11	9	5	1	0	18	8	0	2	0	1	0	0	0	6	27	10	2	10	.338
*05-04-25	at San Diego State	45	15	19	15	2	0	5	36	4	0	2	0	0	1	0	1	8	27	9	0	8	.341
*May 09	at Air Force	40	9	12	9	4	1	1	21	1	0	1	0	0	0	0	0	7	24	9	2	5	.340
*May 10	at Air Force	41	9	14	8	1	0	4	27	5	0	1	0	0	0	1	0	4	27	9	0	11	.340
*May 11	at Air Force	35	4	9	4	1	0	2	16	4	0	2	0	1	0	0	1	9	24	7	1	9	.338
*May 15	FRESNO STATE	35	5	9	5	3	0	2	18	4	0	0	0	0	0	0	1	7	27	10	0	7	.336
*May 16	FRESNO STATE	47	10	15	9	4	0	3	28	5	1	1	0	0	2	0	0	12	33	14	0	11	.336
*May 17	FRESNO STATE	38	12	18	12	8	0	1	29	6	1	0	0	0	1	1	2	4	27	13	0	10	.339
Totals		1889	487	640	455	148	14	91	1089	260	6	34	14	53	15	31	35	388	1337	509	51	443	.339

2025 PITCHING GAME BY GAME

Date	Opponent	ip	h	r	er	bb	so	2b	3b	hr	wp	bk	hbp	dp	ibb	score	w-l	sv	era
Feb 14	vs Austin Peay	9.0	8	6	6	3	10	1	1	2	1	0	1	0	0	9-6	1-0	1	6.00
Feb 15	vs UC Irvine	9.0	15	18	17	9	13	5	0	2	3	0	5	0	0	4-18	1-1	1	11.50
Feb 16	vs Seton Hall	9.0	10	3	3	2	8	3	1	0	0	0	1	0	0	5-3	2-1	2	8.67
Feb 18	at Arizona	6.1	11	10	10	3	6	3	2	1	1	0	2	0	0	0-10	2-2	2	9.72
Feb 21	N. COLORADO	9.0	20	16	15	2	7	6	0	0	1	0	2	1	0	15-16	2-3	2	10.84
Feb 22	N. COLORADO	9.0	15	15	14	7	8	5	1	0	3	0	4	1	0	11-15	2-4	2	11.40
Feb 22	N. COLORADO	9.0	9	4	4	3	8	1	0	1	0	0	1	1	0	13-4	3-4	3	10.29
Feb 23	N. COLORADO	9.0	12	7	6	3	7	2	0	1	1	0	1	2	0	12-7	4-4	3	9.74
Feb 25	NM STATE	9.0	2	0	0	3	9	1	0	0	0	0	1	2	0	7-0	5-4	3	8.62
Feb 28	RHODE ISLAND	9.0	14	14	14	4	9	3	3	3	0	0	2	1	0	13-14	5-5	3	9.17
Mar 01	RHODE ISLAND	9.0	16	14	14	6	4	1	3	4	1	0	0	2	0	15-14	6-5	4	9.62
Mar 02	RHODE ISLAND	7.0	9	4	4	3	6	0	2	2	0	0	0	1	0	8-4	7-5	4	9.32
Mar 02	RHODE ISLAND	9.0	10	9	8	6	9	4	0	1	1	0	2	1	0	10-9	8-5	5	9.21
Mar 07	at Tarleton State	8.0	10	10	9	4	7	0	3	1	0	1	1	0	0	4-10	8-6	5	9.27
Mar 08	at Tarleton State	6.0	8	4	4	1	4	1	2	0	0	0	2	1	0	0-4	8-7	5	9.12
Mar 08	at Tarleton State	8.0	8	9	6	5	11	4	0	0	2	0	1	0	0	6-9	8-8	5	8.98
Mar 09	at Tarleton State	8.1	7	4	4	7	4	3	1	0	0	0	1	1	0	3-4	8-9	5	8.71
*Mar 14	UNLV	9.0	11	6	6	5	7	5	0	2	2	0	0	1	0	12-6	9-9	5	8.55
*Mar 15	UNLV	8.0	8	3	3	0	8	3	0	0	1	0	0	0	0	13-3	10-9	5	8.29
*Mar 16	UNLV	9.0	18	8	5	1	7	3	0	0	0	0	0	1	0	11-8	11-9	5	8.11
*Mar 21	at Nevada	12.0	9	4	4	6	17	3	1	0	0	0	1	1	0	6-4	12-9	6	7.77
*Mar 22	at Nevada	6.0	21	20	20	4	4	9	1	2	1	0	2	1	0	4-20	12-10	6	8.49
*Mar 23	at Nevada	8.0	8	7	7	8	9	1	0	2	0	0	0	0	0	5-7	12-11	6	8.46
Mar 25	GRAND CANYON	9.0	16	10	9	8	5	1	1	1	0	0	2	1	0	12-10	13-11	7	8.48
*Mar 28	AIR FORCE	9.0	8	4	4	2	12	3	0	0	1	0	1	0	0	7-4	14-11	8	8.29
*Mar 29	AIR FORCE	9.0	8	7	7	8	10	2	0	2	3	0	2	1	0	12-7	15-11	8	8.24
*Mar 30	AIR FORCE	9.0	11	7	6	6	8	4	1	0	0	0	1	1	0	1-7	15-12	8	8.15
Apr 01	at NM State	9.0	11	10	10	6	11	4	0	1	0	1	3	0	0	15-10	16-12	8	8.22
*Apr 04	at Fresno State	8.0	10	12	10	5	5	3	1	0	0	0	2	0	0	5-12	16-13	8	8.32
*Apr 05	at Fresno State	8.0	13	11	7	5	4	6	0	2	0	1	3	1	0	3-11	16-14	8	8.31
*Apr 06	at Fresno State	8.0	17	13	11	7	10	3	0	1	2	0	1	0	0	7-13	16-15	8	8.43
Apr 08	TEXAS TECH	8.0	8	5	5	2	6	3	0	0	0	0	1	0	0	15-5	17-15	8	8.35
*Apr 11	WASHINGTON STATE	9.0	17	9	9	4	5	2	0	1	0	0	0	0	0	10-9	18-15	9	8.37
*Apr 12	WASHINGTON STATE	7.0	16	14	14	2	7	2	0	1	1	0	1	0	0	24-14	19-15	9	8.60
*Apr 13	WASHINGTON STATE	9.0	15	16	16	10	7	6	1	2	1	0	4	3	0	11-16	19-16	9	8.83
Apr 15	at NM State	9.0	11	10	9	11	13	1	0	0	2	0	3	1	0	12-10	20-16	10	8.83
*Apr 17	at UNLV	9.0	9	7	5	6	6	1	0	1	0	0	0	0	0	13-7	21-16	10	8.72
*Apr 18	at UNLV	8.0	8	10	9	13	6	0	0	1	0	0	2	0	0	3-10	21-17	10	8.76
*Apr 19	at UNLV	9.0	9	3	2	3	5	2	0	0	0	0	0	1	0	6-3	22-17	11	8.57
Apr 22	NM STATE	9.0	6	6	6	4	6	1	0	1	0	0	1	0	0	7-6	23-17	12	8.51
*Apr 25	SAN JOSE STATE	7.0	11	5	4	2	9	3	1	1	0	0	0	2	0	25-5	24-17	12	8.44
*Apr 26	SAN JOSE STATE	7.0	8	3	3	0	7	3	1	0	0	0	1	2	0	19-3	25-17	12	8.35
*Apr 27	SAN JOSE STATE	9.0	16	14	11	4	8	7	1	2	0	0	2	0	0	12-14	25-18	12	8.41
*05-02-25	at San Diego State	10.0	10	7	4	7	8	2	1	0	3	0	1	1	0	9-7	26-18	12	8.29
*05-03-25	at San Diego State	9.0	12	8	5	2	8	2	1	1	1	0	2	1	0	9-8	27-18	13	8.21
*05-04-25	at San Diego State	9.0	13	7	7	3	6	6	0	0	2	0	0	2	0	15-7	28-18	13	8.18
*May 09	at Air Force	8.0	13	14	13	5	4	3	1	1	2	0	0	0	0	9-14	28-19	13	8.31
*May 10	at Air Force	9.0	12	6	6	5	6	2	1	1	0	0	1	1	0	9-6	29-19	14	8.26
*May 11	at Air Force	8.0	13	5	5	1	3	4	0	0	2	0	0	0	1	4-5	29-20	14	8.21
*May 15	FRESNO STATE	9.0	11	7	7	2	9	1	1	1	0	0	0	0	0	5-7	29-21	14	8.18
*May 16	FRESNO STATE	11.0	14	11	11	7	10	5	1	2	1	0	2	2	1	10-11	29-22	14	8.20
*May 17	FRESNO STATE	9.0	14	10	10	3	6	2	0	2	1	0	0	0	1	12-10	30-22	15	8.24
Totals		445.2	599	446	408	238	392	151	34	49	40	3	66	38	3	487-446	30-22	15	8.24

2025 LINE SCORES

Feb 14, 2025 at Mesa, Arizona

Score by Innings	1	2	3	4	5	6	7	8	9		R	H	E
New Mexico	0	4	0	1	1	0	1	2	0	-	**9**	**11**	**0**
Austin Peay	2	0	0	0	1	0	3	0	0	-	**6**	**8**	**0**

WP-BARNHOUSE, Josh (1-0) Save-PURSER, Daxton(1) LP-SHATWELL, Kade (0-1) T-2:15 A-39
HR UNM - MCALISTER, Josh (1)
HR APSU - SZAKO, Brody (1), FREEMAN, Gus (1)

Feb 15, 2025 at Mesa, AZ

Score by Innings	1	2	3	4	5	6	7	8	9		R	H	E
UC Irvine	0	3	1	0	3	0	7	0	4	-	**18**	**15**	**0**
New Mexico	0	0	0	0	0	3	0	0	1	-	**4**	**4**	**2**

WP-Ross, Jack (1-0) LP-LOPEZ, David (0-1) T-3:24 A-545
HR UCI - Call, Chase, McCombs, Jacob
HR UNM - WOOD, Tye

Feb 16, 2025 at Scottsdale, Ariz.

Score by Innings	1	2	3	4	5	6	7	8	9		R	H	E
Seton Hall	0	0	0	0	0	1	0	1	1	-	**3**	**10**	**1**
New Mexico	0	2	0	0	0	1	0	2	X	-	**5**	**8**	**0**

WP-CASTILLO, Ryan (1-0) Save-CUNNINGHAM, Ty(1) LP-HANSEN (0-1) T-2:44 A-0
HR UNM - MCALISTER, Josh

Feb 18, 2025 at Tucson, Ariz.

Score by Innings	1	2	3	4	5	6	7		R	H	E
New Mexico	0	0	0	0	0	0	0	-	**0**	**4**	**1**
Arizona	0	0	0	3	3	2	2	-	**10**	**11**	**0**

WP-Hicks, G. (1-0) LP-ALVAREZ, Diego (0-1) T-1:58 A-2198
HR ARIZ - Guzman, A. (1)

Feb 21, 2025 at Albuquerque, N.M.

Score by Innings	1	2	3	4	5	6	7	8	9		R	H	E
N. Colorado	2	5	1	0	8	0	0	0	0	-	**16**	**20**	**0**
New Mexico	5	0	3	1	0	2	2	0	2	-	**15**	**23**	**1**

WP-Mason Bright (1-0) Save-Jack Tuttle(2) LP-MESSMORE, Jack (0-1) T-3:09 A-530

Feb 22, 2025 at Albuquerque, N.M.

Score by Innings	1	2	3	4	5	6	7	8	9		R	H	E
N. Colorado	2	0	0	2	0	2	4	1	4	-	**15**	**15**	**3**
New Mexico	1	4	2	0	2	0	0	1	1	-	**11**	**16**	**1**

WP-Brady Hudson (1-0) LP-PURSER, Daxton (0-1) T-3:11 A-0

Feb 22, 2025 at Albuquerque, N.M.

Score by Innings	1	2	3	4	5	6	7	8	9		R	H	E
N. Colorado	2	1	1	0	0	0	0	0	0	-	**4**	**9**	**0**
New Mexico	2	2	4	2	2	1	0	0	X	-	**13**	**16**	**1**

WP-ALVAREZ, Diego (1-1) Save-CUNNINGHAM, Ty(2) LP-Dylan Smith (0-1) T-2:26 A-657
HR UNC - Kai Wagner (2)
HR UNM - ASBY, Will (1), ORIACH, Jordy (1), OTT, Ethan (1), HERD, Caleb (1), WASLEFSKY, Kar

Feb 23, 2025 at Albuquerque, N.M.

Score by Innings	1	2	3	4	5	6	7	8	9		R	H	E
N. Colorado	0	0	3	1	1	0	0	0	2	-	**7**	**12**	**1**
New Mexico	3	5	0	0	0	3	0	1	X	-	**12**	**14**	**1**

WP-WHITE, Tommy (1-0) LP-Lucas Stone (0-1) T-3:00 A-685
HR UNC - Jake Bullard (1)
HR UNM - ORIACH, Jordy (2), WALKER, Khalil (1)

Feb 25, 2025 at Albuquerque, N.M.

Score by Innings	1	2	3	4	5	6	7	8	9		R	H	E
NM State	0	0	0	0	0	0	0	0	0	-	**0**	**2**	**1**
New Mexico	0	1	5	0	0	0	0	1	X	-	**7**	**9**	**0**

WP-PENGELLY, Dayne (1-0) LP-Matthew Yarc (0-1) T-2:23 A-1005
HR UNM - ORIACH, Jordy (3)

Feb 28, 2025 at Albuquerque, N.M.

Score by Innings	1	2	3	4	5	6	7	8	9		R	H	E
Rhode Island	1	4	1	1	2	0	0	3	2	-	**14**	**14**	**2**
New Mexico	1	5	2	0	3	0	0	2	0	-	**13**	**15**	**1**

WP-Joe Sabbath (1-0) LP-PURSER, Daxton (0-2) T-3:19 A-506
HR URI - Anthony DePino 2 (3), Jack Hopko (2)
HR UNM - ORIACH, Jordy (4), MCALISTER, Josh 2 (4), WALKER, Khalil (2)

Mar 01, 2025 at Albuquerque, N.M.

Score by Innings	1	2	3	4	5	6	7	8	9		R	H	E
Rhode Island	3	0	2	0	2	0	5	2	0	-	**14**	**16**	**2**
New Mexico	4	2	1	0	2	5	1	0	X	-	**15**	**17**	**1**

WP-LOPEZ, David (1-1) Save-CUNNINGHAM, Ty(1) LP-Jake Cullen (0-1) T-3:18 A-427
HR URI - Anthony DePino (4), DJ Perron 2 (5), Nic Notarangelo (1)
HR UNM - OTT, Ethan (2)

Mar 02, 2025 at Albuquerque, N.M.

Score by Innings	1	2	3	4	5	6	7		R	H	E
Rhode Island	0	0	1	0	2	0	1	-	**4**	**9**	**0**
New Mexico	0	5	1	2	0	0	X	-	**8**	**10**	**0**

WP-CASTILLO, Ryan (2-0) LP-Connor Johnston (0-2) T-2:10 A-0
HR URI - Anthony DePino 2 (6)
HR UNM - ASBY, Will (2), MCALISTER, Josh (5)

Mar 02, 2025 at Albuqerque, N.M.

Score by Innings	1	2	3	4	5	6	7	8	9		R	H	E
Rhode Island	0	0	1	3	2	1	1	0	1	-	**9**	**10**	**1**
New Mexico	2	0	5	0	0	1	2	0	X	-	**10**	**6**	**2**

WP-WISEMAN, Luke (1-0) Save-CUNNINGHAM, Ty(4) LP-Parker Aikens (1-2) T-3:24 A-643
HR URI - Anthony DePino (7)
HR UNM - BANISTER, Luke (1)

Mar 07, 2025 at Stephenville, Texas

Score by Innings	1	2	3	4	5	6	7	8	9		R	H	E
New Mexico	2	0	0	0	1	0	1	0	0	-	**4**	**10**	**3**
Tarleton State	1	0	0	0	0	4	5	0	X	-	**10**	**10**	**0**

WP-Lucas, A (1-2) LP-ALVAREZ, Diego (1-2) T-2:47 A-410
HR UNM - ORIACH, Jordy 2 (6)
HR TSU - Shirey, I. (2)

Mar 08, 2025 at Stephenville, Texas

Score by Innings	1	2	3	4	5	6	7		R	H	E
New Mexico	0	0	0	0	0	0	0	-	**0**	**3**	**0**
Tarleton State	0	0	2	2	0	0	X	-	**4**	**8**	**1**

WP-Panneton, B. (2-1) LP-LOPEZ, David (1-2) T-2:00 A-337

Mar 08, 2025 at Stephenville, Texas

Score by Innings	1	2	3	4	5	6	7	8	9		R	H	E
New Mexico	0	0	0	3	0	0	2	0	1	-	**6**	**13**	**1**
Tarleton State	3	2	0	0	1	0	3	0	X	-	**9**	**8**	**1**

WP-Olson, T. (1-1) LP-CASTILLO, Ryan (2-1) T-3:05 A-298
HR UNM - TRUJILLO, Gene (1)

Mar 09, 2025 at Stephenville, Texas

Score by Innings	1	2	3	4	5	6	7	8	9		R	H	E
New Mexico	3	0	0	0	0	0	0	0	0	-	**3**	**7**	**1**
Tarleton State	0	1	0	0	0	1	0	0	2	-	**4**	**7**	**0**

WP-Jaques, E. (3-0) LP-CUNNINGHAM, Ty (0-1) T-2:42 A-355

Mar 14, 2025 at Albuquerque, N.M.

Score by Innings	1	2	3	4	5	6	7	8	9		R	H	E
UNLV	1	0	1	0	0	4	0	0	0	-	**6**	**11**	**1**
New Mexico	0	0	0	5	3	0	0	4	X	-	**12**	**16**	**0**

WP-PURSER, Daxton (1-2) LP-LANE (1-2) T-2:35 A-237
HR LV - TOIGO (7), MYRO (2)
HR UNM - OTT, Ethan (3), MCALISTER, Josh (6)

Mar 15, 2025 at Albuquerque, N.M.

Score by Innings	1	2	3	4	5	6	7	8		R	H	E
UNLV	1	0	2	0	0	0	0	0	-	**3**	**8**	**0**
New Mexico	0	3	5	0	2	0	0	3	-	**13**	**14**	**2**

WP-CASTILLO, Ryan (3-1) LP-MERCURIUS (1-2) T-2:30 A-400
HR UNM - HERD, Caleb (2)

Mar 16, 2025 at Albuquerque, N.M.

Score by Innings	1	2	3	4	5	6	7	8	9		R	H	E
UNLV	1	0	0	0	3	4	0	0	0	-	**8**	**18**	**1**
New Mexico	1	1	0	0	0	3	0	1	5	-	**11**	**13**	**3**

WP-BARNHOUSE, Josh (2-0) LP-OVERBAY (2-1) T-2:55 A-420
HR UNM - NEIL, Andrew 2 (2), ORIACH, Jordy (7)

Mar 21, 2025 at Reno, Nev.

Score by Innings	1	2	3	4	5	6	7	8	9	10	11	12		R	H	E
New Mexico	0	1	0	0	0	1	0	2	0	0	0	2	-	**6**	**13**	**0**
Nevada	0	0	0	0	0	0	0	4	0	0	0	0	-	**4**	**9**	**1**

WP-CUNNINGHAM, Ty (1-1) Save-ALVAREZ, Diego(1) LP-KOTTINGER,C. (0-2) T-4:08 A-639
HR UNM - NEIL, Andrew (3)

Mar 22, 2025 at Reno, Nev.

Score by Innings	1	2	3	4	5	6	7		R	H	E
New Mexico	0	0	0	1	2	0	1	-	**4**	**8**	**1**
Nevada	3	3	4	5	5	0	X	-	**20**	**21**	**0**

WP-CASTRO,A. (3-2) LP-CASTILLO, Ryan (3-2) T-2:09 A-972
HR UNM - OTT, Ethan, HERD, Caleb
HR NV - WALLER,J. 2

Mar 23, 2025 at Reno, Nev.

Score by Innings	1	2	3	4	5	6	7	8	9		R	H	E
New Mexico	0	1	1	2	0	0	0	1	0	-	**5**	**12**	**0**
Nevada	2	0	2	0	0	0	0	3	X	-	**7**	**8**	**2**

WP-DESCH,D. (4-0) Save-O'NEAL,E.(4) LP-ALVAREZ, Diego (2-2) T-2:33 A-748
HR UNM - ASBY, Will (3), MCALISTER, Josh (7)
HR NV - KWON,J. (3), HOLDER,T. (3)

Mar 25, 2025 at Albuquerque, N.M.

Score by Innings	1	2	3	4	5	6	7	8	9		R	H	E
Grand Canyon	0	1	0	0	4	2	3	0	0	-	**10**	**16**	**3**
New Mexico	0	1	1	0	5	0	5	0	X	-	**12**	**9**	**1**

WP-WHITE, Tommy (2-0) Save-CUNNINGHAM, Ty(5) LP-Cunnings, Cam (1-1) T-3:05 A-632
HR GCU - Yorke, Zach (4)
HR UNM - NEIL, Andrew (4), ORIACH, Jordy (8), MCALISTER, Josh (8), CARRIS, Akili (1)

Mar 28, 2025 at Albuquerque, N.M.

Score by Innings	1	2	3	4	5	6	7	8	9		R	H	E
Air Force	0	0	0	0	0	4	0	0	0	-	**4**	**8**	**0**
New Mexico	1	0	3	0	0	0	2	1	X	-	**7**	**13**	**1**

WP-BARNHOUSE, Josh (3-0) Save-CUNNINGHAM, Ty(6) LP-Rhyne, Davis (0-1) T-2:54 A-273
HR UNM - MCALISTER, Josh (9)

Mar 29, 2025 at Albuquerque, N.M.

Score by Innings	1	2	3	4	5	6	7	8	9		R	H	E
Air Force	2	2	0	2	0	0	1	0	0	-	**7**	**8**	**0**
New Mexico	9	0	2	0	1	0	0	0	X	-	**12**	**10**	**1**

WP-CASTILLO, Ryan (4-2) LP-Estridge, Gaines (0-3) T-3:00 A-430
HR AF - Zapp, Walker (4), Spencer, Chase (2)
HR UNM - ASBY, Will (4), OTT, Ethan (5), WASLEFSKY, Karsen (2)

Mar 30, 2025 at Albuquerque, N.M.

Score by Innings	1	2	3	4	5	6	7	8	9		R	H	E
Air Force	0	2	3	0	0	0	0	2	0	-	**7**	**11**	**0**
New Mexico	0	0	0	0	0	0	1	0	0	-	**1**	**4**	**1**

WP-Davidson, Patrick (4-1) LP-PENGELLY, Dayne (1-1) T-3:14 A-408

Apr 01, 2025 at Las Cruces, NM

Score by Innings	1	2	3	4	5	6	7	8	9		R	H	E
New Mexico	3	0	1	4	0	4	0	3	0	-	**15**	**17**	**2**
NM State	1	4	0	0	0	3	0	0	2	-	**10**	**11**	**1**

WP-CORNELIUS, Matt (1-0) LP-Cooper Reese (1-1) T-3:55 A-312
HR UNM - ASBY, Will, ORIACH, Jordy, MANSY, Luke
HR NMSU - Bryce Campbell

Apr 04, 2025 at Fresno, Calif.

Score by Innings	1	2	3	4	5	6	7	8	9		R	H	E
New Mexico	0	0	0	1	3	0	0	1	0	-	**5**	**9**	**2**
Fresno State	3	0	1	0	4	0	3	1	X	-	**12**	**10**	**1**

WP-ANKER, Jack (4-3) Save-TOWNSON, Drew(2) LP-PURSER, Daxton (1-3) T-2:47 A-1845
HR UNM - OTT, Ethan 2 (7), WALKER, Khalil (3)

Apr 05, 2025 at Fresno, Calif.

Score by Innings	1	2	3	4	5	6	7	8	9		R	H	E
New Mexico	0	0	0	1	0	0	0	2	0	-	**3**	**8**	**1**
Fresno State	1	3	0	0	0	0	3	4	X	-	**11**	**13**	**1**

WP-CREMAROSA, Aidan (3-4) Save-BERGMAN, Cooper(2) LP-MONTEFORTE, Presley (0-1) A
HR UNM - ORIACH, Jordy (11)
HR FS - GRAY, Triston "Murf" 2 (7)

Apr 06, 2025 at Fresno, Calif.

Score by Innings	1	2	3	4	5	6	7	8	9		R	H	E
New Mexico	0	6	0	0	0	0	0	1	0	-	**7**	**9**	**1**
Fresno State	1	4	3	5	0	0	0	0	X	-	**13**	**17**	**1**

WP-ARMSTRONG, Bryce (1-1) LP-BARNHOUSE, Josh (3-1) T-3:10 A-1717
HR FS - COLLINS, Sky (4)

Apr 08, 2025 at Albuquerque, N.M.

Score by Innings	1	2	3	4	5	6	7	8		R	H	E
Texas Tech	0	0	0	1	1	0	1	2	-	**5**	**8**	**2**
New Mexico	7	0	0	1	0	0	4	3	-	**15**	**16**	**1**

WP-MOGEN, Cristian (1-0) LP-Mohan, Connor (0-1) T-2:55 A-468
HR UNM - WOOD, Tye (2), ASBY, Will (6), ORIACH, Jordy (11)

Apr 11, 2025 at Albuquerque, N.M.

Score by Innings	1	2	3	4	5	6	7	8	9		R	H	E
Washington State	0	3	1	0	4	0	1	0	0	-	**9**	**17**	**1**
New Mexico	2	0	0	1	4	3	0	0	X	-	**10**	**17**	**0**

WP-BARNHOUSE, Josh (4-1) Save-CUNNINGHAM, Ty(7) LP-Stowe, Trevor (0-2) T-2:54 A-65
HR WSU - Roy, Gavin (3)
HR UNM - OTT, Ethan (8), WILLIAMS, Brodey (1)

Apr 12, 2025 at Albuquerque, N.M.

Score by Innings	1	2	3	4	5	6	7		R	H	E
Washington State	2	0	3	0	1	4	4	-	**14**	**16**	**3**
New Mexico	2	0	0	11	5	5	1	-	**24**	**20**	**0**

WP-WISEMAN, Luke (2-0) LP-Lewis, Nick (3-4) T-2:54 A-548
HR WSU - Cresswell, Will (4)
HR UNM - OTT, Ethan (9)

Apr 13, 2025 at Albuquerque, N.M.

Score by Innings	1	2	3	4	5	6	7	8	9		R	H	E
Washington State	1	2	8	0	2	1	0	0	2	-	**16**	**15**	**1**
New Mexico	1	0	0	3	0	0	1	3	3	-	**11**	**15**	**1**

WP-Meyers, Luke (3-1) LP-PENGELLY, Dayne (1-2) T-3:40 A-783
HR WSU - Johnstone, Logan (7), Longo, Ricco (1)
HR UNM - WASLEFSKY, Karsen (3), HERD, Caleb (4)

Apr 15, 2025 at Las Cruces, NM

Score by Innings	1	2	3	4	5	6	7	8	9		R	H	E
New Mexico	6	3	1	1	0	1	0	0	0	-	**12**	**10**	**2**
NM State	3	2	0	0	1	0	0	4	0	-	**10**	**11**	**1**

WP-STILL, Justin (1-0) Save-CUNNINGHAM, Ty(8) LP-Cade Shumard (0-1) T-3:45 A-542
HR UNM - ASBY, Will (1)

Apr 17, 2025 at Las Vegas, NV

Score by Innings	1	2	3	4	5	6	7	8	9		R	H	E
New Mexico	0	0	5	2	2	2	0	2	0	-	**13**	**15**	**2**
UNLV	2	0	0	0	0	0	4	1	0	-	**7**	**9**	**2**

WP-PURSER, Daxton (2-3) LP-LANE (4-3) T-2:55 A-520
HR UNM - ASBY, Will (8), ORIACH, Jordy (12), OTT, Ethan 2 (11), MCALISTER, Josh 2 (11)
HR LV - TOIGO (10)

Apr 18, 2025 at Las Vegas, NV

Score by Innings	1	2	3	4	5	6	7	8	9		R	H	E
New Mexico	1	0	0	2	0	0	0	0	0	-	**3**	**9**	**2**
UNLV	4	2	0	0	1	0	0	3	X	-	**10**	**8**	**0**

WP-LUECK (2-2) LP-MOGEN, Cristian (1-1) T-2:42 A-585
HR LV - TOIGO (11)

Apr 19, 2025 at Las Vegas, NV

Score by Innings	1	2	3	4	5	6	7	8	9		R	H	E
New Mexico	0	2	1	0	0	1	2	0	0	-	**6**	**9**	**1**
UNLV	0	2	0	0	1	0	0	0	0	-	**3**	**9**	**1**

WP-WISEMAN, Luke (3-0) Save-CUNNINGHAM, Ty(9) LP-NAVARRETE (0-1) T-2:38 A-595
HR UNM - MCALISTER, Josh (12)

Apr 22, 2025 at Albuquerque, NM

Score by Innings	1	2	3	4	5	6	7	8	9		R	H	E
NM State	0	0	0	0	2	2	0	1	1	-	**6**	**6**	**2**
New Mexico	1	0	2	3	1	0	0	0	X	-	**7**	**10**	**0**

WP-PENGELLY, Dayne (2-2) Save-CUNNINGHAM, Ty(10) LP-Ian Hoslett (2-4) T-2:30 A-902
HR NMSU - Bryce Campbell (3)
HR UNM - WOOD, Tye (3), ASBY, Will (9)

Apr 25, 2025 at Albuquerque, N.M.

Score by Innings	1	2	3	4	5	6	7		R	H	E
San Jose State	0	0	1	2	0	2	0	-	**5**	**11**	**5**
New Mexico	6	0	3	3	2	11	X	-	**25**	**21**	**2**

WP-PURSER, Daxton (3-3) LP-SCOTT, Win (4-3) T-2:34 A-595
HR SJ - JANSEN, Neil (2)
HR UNM - TRUJILLO, Gene (2), WASLEFSKY, Karsen (4)

Apr 26, 2025 at Albuquerque, N.M.

Score by Innings	1	2	3	4	5	6	7		R	H	E
San Jose State	0	0	0	0	0	2	1	-	**3**	**8**	**3**
New Mexico	0	0	2	7	3	7	X	-	**19**	**20**	**0**

WP-MOGEN, Cristian (2-1) LP-THOMAS, David (1-3) T-2:15 A-614
HR UNM - ASBY, Will (10), TRUJILLO, Gene (3), WALKER, Khalil (4)

Apr 27, 2025 at Albuquerque, N.M.

Score by Innings	1	2	3	4	5	6	7	8	9		R	H	E
San Jose State	0	4	2	1	3	1	3	0	0	-	**14**	**16**	**1**
New Mexico	1	0	2	3	1	0	4	0	1	-	**12**	**19**	**1**

WP-MCGREW, EJ (6-1) Save-ALBANESE, Tyler(6) LP-MONTEFORTE, Presley (0-2) T-2:5 A-590
HR SJ - LEWIS, Jeriah (8), MCCOY, Jake (5)
HR UNM - ORIACH, Jordy (13), WILLIAMS, Brodey (2)

05-02-25 at San Diego, Calif.

Score by Innings	1	2	3	4	5	6	7	8	9	10		R	H	E
New Mexico	0	1	0	0	0	0	0	0	5	3	-	**9**	**11**	**2**
San Diego State	0	0	2	1	1	0	0	0	2	1	-	**7**	**10**	**1**

WP-CUNNINGHAM, Ty (2-1) LP-RUSSELL, A. (1-1) T-3:40 A-1863

05-03-25 at San Diego, Calif.

Score by Innings	1	2	3	4	5	6	7	8	9		R	H	E
New Mexico	2	0	0	1	2	0	1	3	0	-	**9**	**11**	**2**
San Diego State	0	0	5	0	0	0	0	2	1	-	**8**	**12**	**0**

WP-WISEMAN, Luke (4-0) Save-BARNHOUSE, Josh(1) LP-SERRANO, O. (4-6) T-2:27 A-548
HR SDSU - NOONAN, N. (5)

05-04-25 at San Diego, Calif.

Score by Innings	1	2	3	4	5	6	7	8	9		R	H	E
New Mexico	0	0	0	1	3	3	1	2	5	-	**15**	**19**	**0**
San Diego State	0	1	0	4	1	0	0	1	0	-	**7**	**13**	**3**

WP-MONTEFORTE, Presley (1-2) LP-RUMARY, G. (2-6) T-3:25 A-772
HR UNM - WOOD, Tye (4), ASBY, Will (11), OTT, Ethan (12), BRASS, Cooper (1), WASLEFSKY, Ka

May 09, 2025 at USAFA, Colo.,

Score by Innings	1	2	3	4	5	6	7	8	9		R	H	E
New Mexico	0	0	4	1	0	0	2	2	0	-	**9**	**12**	**2**
Air Force	0	0	5	0	2	0	2	5	X	-	**14**	**13**	**2**

WP-Russell, Charlie (1-1) LP-CUNNINGHAM, Ty (2-2) T-2:55 A-300
HR UNM - MCALISTER, Josh
HR AF - Elmore, Luke

May 10, 2025 at USAFA, Colo.,

Score by Innings	1	2	3	4	5	6	7	8	9		R	H	E
New Mexico	2	0	0	0	3	0	2	2	0	-	**9**	**14**	**0**
Air Force	1	1	1	0	2	0	1	0	0	-	**6**	**12**	**1**

WP-MONTEFORTE, Presley (2-2) Save-WHITE, Tommy(1) LP-Hentges, Sam (2-2) T-3:18 A-300
HR UNM - WOOD, Tye, ASBY, Will, ORIACH, Jordy 2
HR AF - Peters, Zach

May 11, 2025 at USAFA, Colo.,

Score by Innings	1	2	3	4	5	6	7	8	9		R	H	E
New Mexico	0	1	0	0	2	1	0	0	0	-	**4**	**9**	**1**
Air Force	2	0	3	0	0	0	0	0	X	-	**5**	**13**	**0**

WP-Dillinger, Ethan (1-2) Save-Russell, Charlie(1) LP-CASTILLO, Ryan (4-3) T-2 A-217 A-217 a
HR UNM - ASBY, Will, MCALISTER, Josh

2025 HOME RUN TRACKER

NO.	PLAYER	GM#	DATE	OPPONENT	ON BASE	INN	OUTS	COUNT	SCORE	FINAL
1	MCALISTER, J	1	Feb 14	vs Austin Peay	0...	7	1	1-2	6-3	W 9-6
2	WOOD, T.	2	Feb 15	vs UC Irvine	* 0...	6	0	3-1	0-7	L 4-18
3	MCALISTER, J	3	Feb 16	vs Seton Hall	.1..	2	2	2-1	0-0	W 5-3
4	ORIACH, J.	7	Feb 22	N. Colorado	.1..	1	1	0-1	0-2	W 13-4
5	HERD, C.	7	Feb 22	N. Colorado	.1..	2	1	2-0	2-3	W 13-4
6	ASBY, W.	7	Feb 22	N. Colorado	* 0...	3	0	2-2	4-4	W 13-4
7	OTT, E.	7	Feb 22	N. Colorado	.1..	3	0	1-2	5-4	W 13-4
8	WASLESFKY, K	7	Feb 22	N. Colorado	0...	6	2	2-1	12-4	W 13-4
9	WALKER, K.	8	Feb 23	N. Colorado	* 0...	6	0	2-0	8-5	W 12-7
10	ORIACH, J.	8	Feb 23	N. Colorado	* 0...	8	0	0-0	11-5	W 12-7
11	ORIACH, J.	9	Feb 25	NM State	..2.	3	0	2-2	3-0	W 7-0
12	MCALISTER, J	10	Feb 28	Rhode Island	.1..	2	0	1-2	1-5	L 13-14
13	WALKER, K.	10	Feb 28	Rhode Island	0...	2	0	1-2	3-5	L 13-14
14	ORIACH, J.	10	Feb 28	Rhode Island	.1..	2	1	0-1	4-5	L 13-14
15	MCALISTER, J	10	Feb 28	Rhode Island	.1..	5	1	2-2	8-9	L 13-14
16	OTT, E.	11	Mar 01	Rhode Island	...3	6	2	0-1	10-7	W 15-14
17	MCALISTER, J	12	Mar 02	Rhode Island	0...	3	1	0-2	5-1	W 8-4
18	ASBY, W.	12	Mar 02	Rhode Island	.1..	4	1	1-0	6-1	W 8-4
19	BANISTER, L.	13	Mar 02	Rhode Island	...3	3	0	2-1	3-1	W 10-9
20	ORIACH, J.	14	Mar 07	at Tarleton State	.1..	1	1	0-2	0-0	L 4-10
21	ORIACH, J.	14	Mar 07	at Tarleton State	0...	7	2	1-1	3-5	L 4-10
22.	TRUJILLO, G.	16	Mar 08	at Tarleton State	.1..	4	2	2-1	1-5	L 6-9
23.	OTT, E.	18	Mar 14	UNLV	.1..	4	0	1-1	0-2	W 12-6
24.	MCALISTER, J	18	Mar 14	UNLV	.1..	8	2	2-2	10-6	W 12-6
25.	HERD, C.	19	Mar 15	UNLV	..2.	3	2	0-1	5-3	W 13-3
26.	NEIL, A.	20	Mar 16	UNLV	*0...	1	0	2-1	0-1	W 11-8
27.	ORIACH, J.	20	Mar 16	UNLV	..2.	6	2	1-2	2-8	W 11-8
28.	NEIL, A.	20	Mar 16	UNLV	..2.	9	1	1-1	8-8	W 11-8
29.	NEIL, A.	21	Mar 21	at Nevada	0...	6	2	1-2	1-0	W 6-4
30.	OTT, E.	22	Mar 22	at Nevada	0...	4	1	0-0	0-10	L 4-20
31.	HERD, C.	22	Mar 22	at Nevada	* 0...	7	0	1-2	3-20	L 4-20
32.	ASBY, W.	23	Mar 23	at Nevada	0...	3	1	0-0	1-2	L 5-7
33.	MCALISTER, J	23	Mar 23	at Nevada	0...	8	1	0-0	4-4	L 5-7
34.	MCALISTER, J	24	Mar 25	Grand Canyon	* 0...	2	0	0-2	0-1	W 12-10
35.	ORIACH, J.	24	Mar 25	Grand Canyon	0...	3	2	2-2	1-1	W 12-10
36.	CARRIS, A.	24	Mar 25	Grand Canyon	..2.	5	2	0-0	4-5	W 12-10
37.	NEIL, A.	24	Mar 25	Grand Canyon	* 0...	7	0	3-1	7-10	W 12-10
38.	MCALISTER, J	25	Mar 28	Air Force	.1..	3	2	0-0	2-0	W 7-4
39.	OTT, E.	26	Mar 29	Air Force	.1..	1	2	1-0	0-2	W 12-7
40.	ASBY, W.	26	Mar 29	Air Force	.1..	3	1	2-1	9-4	W 12-7
41.	WASLESFKY, K	26	Mar 29	Air Force	* 0...	5	0	0-1	11-6	W 12-7
42.	ORIACH, J.	28	Apr 01	at NM State	..2.	1	0	2-1	0-0	W 15-10
43.	MANSY, L.	28	Apr 01	at NM State	..2.	4	2	3-2	5-5	W 15-10
44.	ASBY, W.	28	Apr 01	at NM State	..2.	8	2	0-0	12-8	W 15-10
45.	OTT, E.	29	Apr 04	at Fresno State	0...	4	2	1-0	0-4	L 5-12
46.	WALKER, K.	29	Apr 04	at Fresno State	.1..	5	2	3-2	1-4	L 5-12
47.	OTT, E.	29	Apr 04	at Fresno State	* 0...	8	0	2-2	4-11	L 5-12
48.	ORIACH, J.	30	Apr 05	at Fresno State	0...	4	2	1-1	0-4	L 3-11
49.	ASBY, W.	32	Apr 08	Texas Tech	.1..	1	0	1-1	0-0	W 15-5
50.	ORIACH, J.	32	Apr 08	Texas Tech	0...	1	0	0-0	2-0	W 15-5
51.	WOOD, T.	32	Apr 08	Texas Tech	* 0...	4	0	0-2	7-1	W 15-5
52.	WILLIAMS, B.	33	Apr 11	Washington State	* 0...	4	0	3-2	2-4	W 10-9
53.	OTT, E.	33	Apr 11	Washington State	0...	6	2	1-0	7-8	W 10-9
54.	OTT, E.	34	Apr 12	Washington State	.1..	1	2	1-0	0-2	W 24-14
55.	HERD, C.	35	Apr 13	Washington State	.1..	4	0	0-0	1-11	L 11-16
56.	WASLESFKY, K	35	Apr 13	Washington State	* 0...	9	0	1-1	8-16	L 11-16
57.	ASBY, W.	36	April 15	at NM State	*0	3	0	1-2	10-5	W 12-10
58.	MCALISTER, J	37	Apr 17	at UNLV	* 0...	3	0	3-1	0-2	W 13-7
59.	MCALISTER, J	37	Apr 17	at UNLV	* 0...	4	0	1-1	5-2	W 13-7
60.	ASBY, W.	37	Apr 17	at UNLV	0...	4	2	0-2	6-2	W 13-7
61.	ORIACH, J.	37	Apr 17	at UNLV	0...	6	1	1-1	9-2	W 13-7
62.	OTT, E.	37	Apr 17	at UNLV	0...	6	1	0-0	10-2	W 13-7
63.	OTT, E.	37	Apr 17	at UNLV	.1..	8	1	1-0	11-6	W 13-7
64.	MCALISTER, J	39	Apr 19	at UNLV	.1..	2	2	0-2	0-0	W 6-3
65.	WOOD, T.	40	Apr 22	NM State	* 0...	1	0	3-1	0-0	W 7-6
66.	ASBY, W.	40	Apr 22	NM State	* 0...	3	0	0-0	1-0	W 7-6
67.	WASLESFKY, K	41	Apr 25	San Jose State	..2.	6	1	0-1	19-5	W 25-5
68.	TRUJILLO, G.	41	Apr 25	San Jose State	..2.	6	2	3-2	22-5	W 25-5
69.	WALKER, K.	42	Apr 26	San Jose State	.1..	3	1	0-2	0-0	W 19-3
70.	ASBY, W.	42	Apr 26	San Jose State	..2.	4	2	1-0	6-0	W 19-3
71.	TRUJILLO, G.	42	Apr 26	San Jose State	..2.	6	0	1-0	12-2	W 19-3
72.	WILLIAMS, B.	43	Apr 27	San Jose State	0...	5	1	2-1	6-10	L 12-14
73.	ORIACH, J.	43	Apr 27	San Jose State	0...	9	2	3-1	11-14	L 12-14
74.	WASLESFKY, K	46	May 4	at San Diego State	* 0...	5	0	0-0	1-5	W 15-7
75.	BRASS, C.	46	May 4	at San Diego State	0...	6	1	0-2	4-6	W 15-7
76.	WOOD, T.	46	May 4	at San Diego State	* 0...	8	0	2-1	8-6	W 15-7
77.	ASBY, W.	46	May 4	at San Diego State	0...	8	0	0-1	9-6	W 15-7
78.	OTT, E.	46	May 4	at San Diego State	..2.	9	2	0-0	12-7	W 15-7
79.	MCALISTER, J	47	May 09	at Air Force	.1..	3	2	0-1	2-0	L 9-14
80.	ORIACH, J.	48	May 10	at Air Force	.1..	1	1	2-2	0-0	W 9-6
81.	WOOD, T.	48	May 10	at Air Force	* 0...	5	0	0-0	2-3	W 9-6
82.	ASBY, W.	48	May 10	at Air Force	0...	5	0	1-0	3-3	W 9-6
83.	ORIACH, J.	48	May 10	at Air Force	0...	5	0	1-1	4-3	W 9-6
84.	MCALISTER, J	49	May 11	at Air Force	0...	2	1	1-2	0-2	L 4-5
85.	ASBY, W.	49	May 11	at Air Force	.1..	5	1	0-0	1-5	L 4-5
86.	OTT, E.	50	May 15	Fresno State	* 0...	4	0	0-0	0-2	L 5-7
87.	OTT, E.	50	May 15	Fresno State	..2.	5	2	1-0	2-2	L 5-7
88.	ORIACH, J.	51	May 16	Fresno State	0...	7	1	1-1	5-4	L 10-11
89.	OTT, E.	51	May 16	Fresno State	.1..	10	2	2-0	7-9	L 10-11
90.	MCALISTER, J	51	May 16	Fresno State	* 0...	11	0	1-0	9-11	L 10-11
91.	MCALISTER, J	52	May 17	Fresno State	* 0...	2	0	0-0	0-0	W 12-10

2025 HOME RUN TRACKER

#12 | ASBY, WILL

NO.	GM	DATE	OPPONENT	ON	INN	OUTS	COUNT	SCORE	FINAL
1	7	Feb22	N.Colorado	*0...	3	0	2-2	4-4	W13-4
2	12	Mar02	RhodeIsland	.1..	4	1	1-0	6-1	W8-4
3	23	Mar 23	at Nevada	0...	3	1	0-0	1-2	L 5-7
4	26	Mar 29	Air Force	.1..	3	1	2-1	9-4	W 12-7
5	28	Apr 01	at NM State	..2.	8	2	0-0	12-8	W 15-10
6	32	Apr 08	Texas Tech	.1..	1	0	1-1	0-0	W 15-5
7	36	April 15	at NM State	*0	3	0	1-2	10-5	W 12-10
8	37	Apr 17	at UNLV	0...	4	2	0-2	6-2	W 13-7
9	40	Apr 22	NM State	* 0...	3	0	0-0	1-0	W 7-6
10	42	Apr 26	San Jose State	..2.	4	2	1-0	6-0	W 19-3
11	46	May 4	at San Diego St.	0...	8	0	0-1	9-6	W 15-7
12	48	May 10	at Air Force	0...	5	0	1-0	3-3	W 9-6
13	49	May 11	at Air Force	.1..	5	1	0-0	1-5	L 4-5

#20 | BANISTER, LUKE

NO.	GM	DATE	OPPONENT	ON	INN	OUTS	COUNT	SCORE	FINAL
1	13	Mar02	RhodeIsland	...3	3	0	2-1	3-1	W10-9

#2 | BRASS, COOPER

NO.	GM	DATE	OPPONENT	ON	INN	OUTS	COUNT	SCORE	FINAL
1	46	May 4	at San Diego St	0...	6	1	0-2	4-6	W 15-7

#14 | CARRIS, AKILI

NO.	GM	DATE	OPPONENT	ON	INN	OUTS	COUNT	SCORE	FINAL
1	24	Mar 25	Grand Canyon	..2.	5	2	0-0	4-5	W 12-10

#29 | HERD, CALEB

NO.	GM	DATE	OPPONENT	ON	INN	OUTS	COUNT	SCORE	FINAL
1	7	Feb22	N.Colorado	.1..	2	1	2-0	2-3	W13-4
2	19	Mar 15	UNLV	..2.	3	2	0-1	5-3	W 13-3
3	22	Mar 22	at Nevada	* 0...	7	0	1-2	3-20	L 4-20
4	35	Apr 13	Washington St	.1..	4	0	0-0	1-11	L 11-16

#26 | MANSY, LUKE

NO.	GM	DATE	OPPONENT	ON	INN	OUTS	COUNT	SCORE	FINAL
1	28	Apr 01	at NM State	..2.	4	2	3-2	5-5	W 15-10

#9 | MCALISTER, JOSH

NO.	GM	DATE	OPPONENT	ON	INN	OUTS	COUNT	SCORE	FINAL
1	1	Feb14	vsAustinPeay	0...	7	1	1-2	6-3	W9-6
2	3	Feb16	vsSetonHall	.1..	2	2	2-1	0-0	W5-3
3	10	Feb28	RhodeIsland	.1..	2	0	1-2	1-5	L13-14
4	10	Feb28	RhodeIsland	.1..	5	1	2-2	8-9	L13-14
5	12	Mar02	RhodeIsland	0...	3	1	0-2	5-1	W8-4
6	18	Mar 14	UNLV	.1..	8	2	2-2	10-6	W 12-6
7	23	Mar 23	at Nevada	0...	8	1	0-0	4-4	L 5-7
8	24	Mar 25	Grand Canyon	* 0...	2	0	0-2	0-1	W 12-10
9	25	Mar 28	Air Force	.1..	3	2	0-0	2-0	W 7-4
10	37	Apr 17	at UNLV	* 0...	3	0	3-1	0-2	W 13-7
11	37	Apr 17	at UNLV	* 0...	4	0	1-1	5-2	W 13-7
12	39	Apr 19	at UNLV	.1..	2	2	0-2	0-0	W 6-3
13	47	May 09	at Air Force	.1..	3	2	0-1	2-0	L 9-14
14	49	May 11	at Air Force	0...	2	1	1-2	0-2	L 4-5
15	51	May 16	Fresno State	* 0...	11	0	1-0	9-11	L 10-11
16.	52	May 17	Fresno State	* 0...	2	0	0-0	0-0	W 12-10

#48 | NEIL, ANDREW

NO.	GM	DATE	OPPONENT	ON	INN	OUTS	COUNT	SCORE	FINAL
1.	20	Mar 16	UNLV	*0...	1	0	2-1	0-1	W 11-8
2.	20	Mar 16	UNLV	..2.	9	1	1-1	8-8	W 11-8
3	21	Mar 21	at Nevada	0...	6	2	1-2	1-0	W 6-4
4	24	Mar 25	Grand Canyon	* 0...	7	0	3-1	7-10	W 12-10

#10 | ORIACH, JORDY

NO.	GM	DATE	OPPONENT	ON	INN	OUTS	COUNT	SCORE	FINAL
1	7	Feb22	N.Colorado	.1..	1	1	0-1	0-2	W13-4
2	8	Feb23	N.Colorado	*0...	8	0	0-0	11-5	W12-7
3	9	Feb25	NMState	..2.	3	0	2-2	3-0	W7-0
4	10	Feb28	RhodeIsland	.1..	2	1	0-1	4-5	L13-14
5	14	Mar07	atTarleton	1..	1	1	0-2	0-0	L4-10
6	14	Mar07	atTarleton	0...	7	2	1-1	3-5	L4-10
7	20	Mar 16	UNLV	..2.	6	2	1-2	2-8	W 11-8
8	24	Mar 25	Grand Canyon	0...	3	2	2-2	1-1	W 12-10
9	28	Apr 01	at NM State	..2.	1	0	2-1	0-0	W 15-10
10	30	Apr 05	at Fresno St	0...	4	2	1-1	0-4	L 3-11
11	32	Apr 08	Texas Tech	0...	1	0	0-0	2-0	W 15-5
12	37	Apr 17	at UNLV	0...	6	1	1-1	9-2	W 13-7
13	43	Apr 27	San Jose State	0...	9	2	3-1	11-14	L 12-14
14	48	May 10	at Air Force	.1..	1	1	2-2	0-0	W 9-6
15	48	May 10	at Air Force	0...	5	0	1-1	4-3	W 9-6
16	51	May 16	Fresno State	0...	7	1	1-1	5-4	L 10-11

#47 | OTT, ETHAN

NO.	GM	DATE	OPPONENT	ON	INN	OUTS	COUNT	SCORE	FINAL
1	7	Feb22	N.Colorado	.1..	3	0	1-2	5-4	W13-4
2	11	Mar01	RhodeIsland	...3	6	2	0-1	10-7	W15-14
3	18	Mar14	UNLV	.1..	4	0	1-1	0-2	W 12-6
4	22	Mar 22	at Nevada	0...	4	1	0-0	0-10	L 4-20
5	26	Mar 29	Air Force	.1..	1	2	1-0	0-2	W 12-7
6	29	Apr 04	at Fresno St	0...	4	2	1-0	0-4	L 5-12
7	29	Apr 04	at Fresno St	* 0...	8	0	2-2	4-11	L 5-12
8	33	Apr 11	Washington St	0...	6	2	1-0	7-8	W 10-9
9	34	Apr 12	Washington St	.1..	1	2	1-0	0-2	W 24-14
10	37	Apr 17	at UNLV	0...	6	1	0-0	10-2	W 13-7
11	37	Apr 17	at UNLV	.1..	8	1	1-0	11-6	W 13-7
12	46	May 4	at San Diego St	..2.	9	2	0-0	12-7	W 15-7
13	50	May 15	Fresno State	* 0...	4	0	0-0	0-2	L 5-7
14	50	May 15	Fresno State	..2.	5	2	1-0	2-2	L 5-7
15	51	May 16	Fresno State	.1..	10	2	2-0	7-9	L 10-11

#43 | TRUJILLO, GENE

NO.	GM	DATE	OPPONENT	ON	INN	OUTS	COUNT	SCORE	FINAL
1	16	Mar8	atTarleton	.1..	4	2	2-1	1-5	L 6-9
2	41	Apr 25	San Jose State	..2.	6	2	3-2	22-5	W 25-5
3	42	Apr 26	San Jose State	..2.	6	0	1-0	12-2	W 19-3

#15 | WALKER, KHALIL

NO.	GM	DATE	OPPONENT	ON	INN	OUTS	COUNT	SCORE	FINAL
1	8	Feb23	N.Colorado	*0...	6	0	2-0	8-5	W12-7
2	10	Feb28	RhodeIsland	0...	2	0	1-2	3-5	L13-14
3	29	Apr 04	at Fresno St	.1..	5	2	3-2	1-4	L 5-12
4	42	Apr 26	San Jose State	.1..	3	1	0-2	0-0	W 19-3

#3 | WASLEFSKY, KARSEN

NO.	GM	DATE	OPPONENT	ON	INN	OUTS	COUNT	SCORE	FINAL
1	7	Feb22	N.Colorado	0...	6	2	2-1	12-4	W13-4
2	26	Mar 29	Air Force	* 0...	5	0	0-1	11-6	W 12-7
3	35	Apr 13	Washington St	* 0...	9	0	1-1	8-16	L 11-16
4	41	Apr 25	San Jose State	..2.	6	1	0-1	19-5	W 25-5
5	46	May 4	at San Diego St	* 0...	5	0	0-0	1-5	W 15-7

#24 | WILLIAMS, BRODEY

NO.	GM	DATE	OPPONENT	ON	INN	OUTS	COUNT	SCORE	FINAL
1	33	Apr 11	Washington St	* 0...	4	0	3-2	2-4	W 10-9
2	43	Apr 27	San Jose State	0...	5	1	2-1	6-10	L 12-14

#15 | WOOD, TYE

NO.	GM	DATE	OPPONENT	ON	INN	OUTS	COUNT	SCORE	FINAL
1	2	Feb15	vsUCIrvine	*0...	6	0	3-1	0-7	L4-18
2	32	Apr 08	Texas Tech	* 0...	4	0	0-2	7-1	W 15-5
3	40	Apr 22	NM State	* 0...	1	0	3-1	0-0	W 7-6
4	46	May 4	at San Diego St	* 0...	8	0	2-1	8-6	W 15-7

MOUNTAIN WEST TOURNAMENT RECORDS

HITTING

CAREER GAMES PLAYED

15	Alex Allbritton	(2010-13)
15	Daniel Stovall	(2004-07)
15	Matt Foote	(2004-07)
13	Ryan Barba	(2003-06)
11	Carl Stajduhar	(2015-17)
11	Sam Haggerty	(2013-15)
11	DJ Peterson	(2011-13)
11	Mitch Garver	(2010-13)
11	Jordan Pacheco	(2005-07)

BATTING AVERAGE (single tourn.)

.778	Nate Johnsen	(1987)*
.750	Mark Iannaccone	(1986)*
.667	Dusty Young	(2002)
.667	Chris Carlson	(2006)
.615	Josh Melendez	(2012)
.615	Mark Okano	(2000)
.588	Matt Young	(2004)
.583	Luis Gonzalez	(2016)
.571	DJ Peterson	(2013)
.571	Kyle Stiner	(2012)

BATTING AVERAGE (career)

.600	Chris Carlson	(2005-06)
.556	Luis Gonzalez	(2015-17)
.520	Josh Melendez	(2012-13)
.467	Trey Porras	(2011-12)
.467	Luke Campbell	(2011, 2013)
.450	Mark Gulseth	(1991-93)*
.444	DJ Peterson	(2011-13)
.432	Josh Mader	(2002-04)
.423	Jack Zoellner	(2014-17)

SLUGGING PERCENTAGE (career)

1.161	Chris Carlson	(2005-06)
1.000	John Snyder	(1985-86)*
.833	Luis Gonzalez	(2015-17)
.822	DJ Peterson	(2011-13)
.818	Lon Yamaguchi	(1996-99)*
.792	Chris Alexander	(2000-03)
.750	Gerardo Yepiz	(1990-92)
.731	Carl Stajduhar	(2015-17)
.682	Lane Milligan	(2014-15)
.675	Josh Mader	(2002-04)
.667	Jack Zoellner	(2014-17)
.640	Donny Sevieri	(1999-2002)*

AT-BATS (game)

7	Danny Collier	(2014)
7	Sam Haggerty	(2014)
7	Josh Mader	(2004)
7	Joe Salas	(2004)
6	Chris Carlson	(2006)
6	Matt Foote	(2006)
6	Jim Fregosi	(1985)*
6	Jim Fregosi	(1985)*

AT-BATS (single tourn.)

23	Antonio Fernandez	(1992)*
22	Keith Quigley	(1992)*
21	Lane Milligan	(2015)
21	Ryan Barba	(2004)
21	Josh Mader	(2004)
21	Joe Salas	(2004)
21	Tommy Roe	(1992)*
20	Jack Zoellner	(2015)
20	Ian Hollick	(2006)
20	Scott Candelaria	(1998)*

AT-BATS (career)

60	Daniel Stovall	(2004-07)
57	Alex Allbritton	(2010-13)
56	Matt Foote	(2004-07)
52	Joe Salas	(2001-04)
48	Mitch Garver	(2010-13)
47	Jordan Pacheco	(2005-07)
47	Ryan Barba	(2003-06)
45	DJ Peterson	(2011-13)
43	Dusty Young	(2000-03)
43	Scott Candelaria	(1998-2000)*

RUNS (single tourn.)

9	Jack Zoellner	(2015)
9	Daniel Stovall	(2004)
8	Ryan Barba	(2006)
8	Chris Carlson	(2006)
8	Jordan Pacheco	(2006)
7	Josh Mader	(2004)

RUNS (game)

5	Daniel Stovall	(2004)
4	Jack Zoellner	(2015)
4	Trey Porras	(2012)
4	Chris Carlson	(2006)
3	Numerous times	

RUNS (career)

15	Ryan Barba	(2003-06)
14	Daniel Stovall	(2004-07)
13	Carl Stajudhar	(2015-17)
12	Jordan Pacheco	(2005-07)
11	Chris Carlson	(2005-06)
10	Jack Zoellner	(2014-17)
10	DJ Peterson	(2011-13)
10	Troy Cairns	(2000-02)
9	Sam Haggerty	(2013-15)
8	Five players	

HITS (game)

5	Chris Carlson	(2006)
4	Luke Campbell	(2013)
4	Kyle Stiner	(2012)
4	DJ Peterson	(2011)
4	Daniel Gonzalez	(2010)
4	Aaron Stanley	(2001)

HITS (single tourn.)

13	Josh Mader	(2004)
12	Chris Carlson	(2006)
10	Ryan Barba	(2006)
10	Matt Young	(2004)
9	Jack Zoellner	(2015)
9	Daniel Stovall	(2004)
9	Lon Yamaguchi	(1998)*
8	DJ Peterson	(2013)
8	Josh Melendez	(2012)
8	Aaron Stanley	(2001)

HITS (career)

25	Daniel Stovall	(2004-07)
21	Joe Salas	(2001-04)
20	DJ Peterson	(2011-13)
20	Ryan Barba	(2003-06)
19	Matt Foote	(2004-07)
18	Chris Carlson	(2005-06)
16	Josh Mader	(2002-04)
15	Dusty Young	(2000-03)
15	Troy Cairns	(2000-02)
14	Ian Hollick	(2005-08)

RBI (single tourn.)

11	Chris Carlson	(2006)
10	Lane Milligan	(2015)
8	DJ Peterson	(2012)
8	Trey Porras	(2012)
8	Matt Young	(2004)

RBI (game)

7	Alex Real	(2012)
7	Chris Carlson	(2006)
5	Carl Stajduhar	(2016)
5	DJ Peterson	(2012)
4	Lane Milligan	(2015)
4	Trey Porras	(2012)
4	Josh Mader	(2004)
4	Joe Salas	(2001)
4	Chad Kuhn	(1987)*
4	John Snyder	(1985)

RBI (career)

15	Chris Carlson	(2005-06)
14	Carl Stajduhar	(2015-17)
13	DJ Peterson	(2011-13)
11	Joe Salas	(2001-04)
10	Lane Milligan	(2014-15)
9	Chris Alexander	(2000-03)
9	Troy Cairns	(2000-02)
9	Aaron Stanley	(2000-01)
8	Matt Young	(2002-04)
7	Scott Candelaria	(1998-2000)*
7	Aaron Sisk	(1998-2000)*

MOUNTAIN WEST TOURNAMENT RECORDS

DOUBLES (single tourn.)

3	Adam Courcha	(2010)
3	Justin Howard	(2010)
3	Chris Carlson	(2006)
3	Josh Mader	(2004)
3	Aaron Sisk	(1998)*
3	Gerardo Yepiz	(1992)*
2	Seven times	

DOUBLES (game)

2	Sam Haggerty	(2015)
2	Adam Courcha	(2010)
2	Daniel Stovall	(2007)
2	Josh Mader	(2004)
2	Aaron Sisk	(1998)

DOUBLES (career)

5	Matt Foote	(2004-07)
5	Chris Carlson	(2005-06)
4	Daniel Stovall	(2004-07)
4	Troy Cairns	(2000-02)
4	Aaron Stanley	(2000-01)
4	Mark Okano	(1998-2001)*
4	Aaron Sisk	(1998-2000)
3	Seven players	

TRIPLES (single tourn.)

2	Reece Weber	(2015)
2	Daniel Gonzalez	(2010)
2	Daniel Stovall	(2004)
2	Troy Cairns	(2001)

TRIPLES (game)

1	Many	

TRIPLES (career)

2	Reece Weber	(2015-16)
2	Daniel Gonzalez	(2009-10)
2	Chris Carlson	(2005-06)
2	Matt Foote	(2004-07)
2	Troy Cairns	(2000-02)

HOME RUNS (single tourn.)

2	Chris DeVito	(2016)
2	Andrew Pratt	(2016)
2	Lane Milligan	(2015)
2	Carl Stajduhar	(2015)
2	Jack Zoellner	(2015)
2	Luke Campbell	(2013)
2	DJ Peterson	(2013)
2	Ryan Padilla	(2012)
2	Chris Carlson	(2006)
2	Josh Mader	(2004)
2	Daniel Stovall	(2004)
2	Lon Yamaguchi	(1998)*
2	John Snyder	(1985)*

HOME RUNS (game)

2	Carl Stajduhar	(2015)
2	Chris Carlson	(2006)
2	Lon Yamaguchi	(1998)*
2	John Snyder	(1985)*

HOME RUNS (career)

4	DJ Peterson	(2011-13)
4	Carl Stajduhar	(2015-17)
3	Chris Carlson	(2005-06)
3	John Snyder	(1985-86)*
2	Lane Milligan	(2014-15)
2	Jack Zoellner	(2014-17)
2	Ryan Padilla	(2012-15)
2	Luke Campbell	(2011, 2013)
2	Daniel Stovall	(2004-07)
2	Josh Mader	(2002-04)
2	Chris Alexander	(2000-03)
2	Scott Candelaria	(1998-2000)*
2	Lon Yamaguchi	(1996-99)*

TOTAL BASES (single tourn.)

22	Josh Mader	(2004)
21	Chris Carlson	(2006)
19	Jack Zoellner	(2015)
18	Daniel Stovall	(2004)
17	Lon Yamaguchi	(1998)*

TOTAL BASES (game)

12	Chris Carlson	(2006)
10	Carl Stajduhar	(2015)
9	Matt Foote	(2006)
9	Lon Yamaguchi	(1998)*
9	John Snyder	(1985)*
8	Jack Zoellner	(2015)
8	Daniel Stovall	(2005)
7	DJ Peterson	(2013)
7	Alex Real	(2012)
7	Jim Fregosi	(1985)*

TOTAL BASES (career)

37	DJ Peterson	(2011-13)
36	Chris Carlson	(2005-06)
35	Daniel Stovall	(2004-07)
30	Carl Stajduhar	(2015-17)
28	Ryan Barba	(2003-06)
25	Josh Mader	(2002-04)
25	Joe Salas	(2001-04)
24	Jack Zoellner	(2014-17)
23	Troy Cairns	(2000-02)
21	Scott Candelaria	(1998-2000)*
21	Aaron Sisk	(1998-2000)*

STOLEN BASES (single tourn.)

3	Max Willett	(2010)
3	Brian Cavazos-Galvez	(2008)
3	Matt Young	(2004)
3	Aaron Stanley	(2001)
3	Jason Frank	(1992)*
3	Aaron Santini	(1992)*
2	Donny Sevieri	(2001)
2	Mitch Garver	(2013)
2	Chase Harris	(2013)
2	Jordan Pacheco	(2006)

STOLEN BASES (game)

3	Aaron Santini	(1992)*
2	Luis Gonzalez	(2016)
2	Brian Cavazos-Galvez	(2009)
2	Matt Young	(2004)
2	Donny Sevieri	(2001)
2	Jason Frank	(1992)*

STOLEN BASES (career)

4	Max Willett	(2006-07, 2009-10)
4	Aaron Stanley	(2000-01)
3	Brian Cavazos-Galvez	(2008-09)
3	Matt Young	(2002-04)
3	Jason Frank	(1992)*
3	Aaron Santini	(1992)*
2	Luis Gonzalez	(2015-2017)
2	Mitch Garver	(2010-13)
2	Donny Sevieri	(1999-2002)*
2	Scott Candelaria	(1998-2000)*

WALKS (single tourn.)

8	Gerardo Yepiz	(1992)*
6	Reece Weber	(2015)
6	Steve McKee	(1987)*
5	Sam Haggerty	(2015)
5	Donny Sevieri	(2001)
4	Adam Courcha	(2010)
4	Daniel Stovall	(2006)

WALKS (game)

4	Steve McKee	(1987)*
3	Gerardo Yepiz	(1992)*
2	Adam Courcha	(2010)
2	Donny Sevieri	(2001)
2	Sam Haggerty	(2015)
2	Reece Weber	(2015)
2	DJ Peterson	(2013)

STRIKEOUTS (single tourn.)

6	Aaron Santini	(1992)*
6	Jack Zoellner	(2016)
5	Luis Gonzalez	(2015)
5	Logan Lippert	(2011)
5	Kyle Stiner	(2011)
3	Matt Foote	(2006)
3	Matt Foote	(2004)

STRIKEOUTS (game)

3	Jack Zoellner	(2016)
3	Luis Gonzalez	(2015)
3	Logan Lippert	(2011)
3	Kyle Stiner	(2011)
3	Matt Foote	(2006)
3	Matt Foote	(2004)

HIT BY PITCH (career)

4	Scott Gracey	(2007-08)
3	Aaron Santini	(1991-93)*
3	Jason Frank	(1992)
2	Dee Dennis	(1999-2000)*

MOUNTAIN WEST TOURNAMENT RECORDS

HIT BY PITCH (single tourn.)

4	Scott Gracey	(2009)
3	Aaron Santini	(1992)*
2	DJ Peterson	(2011)
2	Dee Dennis	(2000)
2	Jeff Slotnick	(1985)*

HITTING STREAK

11	DJ Peterson	(2011-13)
10	Mitch Garver	(2011-13)
7	Josh Melendez	(2012-13)
7	Trey Porras	(2011-12)
7	Kyler Stiner	(2011-12)

* WAC Tournament stats until 2000

PITCHING

STARTS (career)

4	Tyler Stevens	(2015-17)
3	Josh Walker	(2012-14)
3	Danny Ray Herrera	(2004-06)
3	Jamie Vermilyea	(2001-03)
2	11 times	

COMPLETE GAMES (career)

2	Tyler Stevens	(2015-17)
1	Colton Thomson	(2014-16)
1	Austin House	(2010-12)
1	Bobby LaFromboise	(2007-08)
1	Jacob Norton	(2007-08)
1	Mike Albers	(1999-2000)*
1	Jim Serrano	(1998)*
1	Jim Coleman	(1992)*
1	Mike Gunderson	(1992)*

WINS (single tourn.)

1	Many	

WINS (career)

3	Tyler Stevens	(2015-17)
2	Carson Schneider	(2014-17)
2	Josh Walker	(2012-14)
2	Austin House	(2010-12)
2	Gera Sanchez	(2010-12)
2	Danny Ray Herrera	(2004-06)
2	Chris Cooper	(2000-01)

LOSSES (career)

3	Jamie Vermilyea	(2001-03)
2	Mike Albers	(1999-2000)*

INNINGS PITCHED (single tourn.)

12	Jim Coleman	(1992)
11.1	Bobby LaFromboise	(2008)
11	Tyler Stevens	(2015)
9.2	Jason Oatman	(2010)
9.2	Steve Smith	(2008)
9	Colton Thomson	(2016)
9	Austin House	(2012)
9	Bobby LaFromboise	(2007)
9	Jacob Norton	(2007)
9	Karsten Gaarder	(2005)
9	Jim Serrano	(1998)*
9	Mike Gunderson	(1992)*

INNINGS PITCHED (career)

27	Tyler Stevens	(2015-17)
22.1	Josh Walker	(2012-14)
20.1	Bobby LaFromboise	(2007-08)
19.1	Danny Ray Herrera	(2004-06)
19	Jamie Vermilyea	(2001-03)
16.2	Steve Smith	(2007-08)
16	Austin House	(2010-12)
15.1	Jacob Norton	(2007-08)
15	Colton Thompson	(2014-16)
14.1	Chris Cooper	(2000-01)
13.1	Carson Schneider	(2014-17)
12	Rudy Jaramillo	(2009-12)
12	Jim Coleman	(1991-94)*

ERA (career; min. 1 IP/team game)

0.56	Austin House	(2010-12)
0.75	Jim Coleman	(1991-94)*
1.00	Jim Serrano	(1998)*
1.43	John Hesketh	(2007-08)
1.79	Jacob Norton	(2007-08)
1.80	Bobby LaFromboise	(2007-08)
1.86	Jason Oatman	(2009-10)
2.00	Karsten Gaarder	(2004-05)
2.00	Mike Gunderson	(1992)*

STRIKEOUTS (game)

11	Colton Thomson	(2016)
10	Jim Serrano	(1998)*
9	Austin House	(2011)
9	Mike Smith	(2004)
8	Tyler Stevens	(2017)
8	Tyler Stevens	(2015)
8	Steve Smith	(2008)
8	Steve Smith	(2007)
8	Jeremy DeYapp	(2001)
8	Ken Yonker	(1986)*

STRIKEOUTS (single tourn.)

11	Colton Thomson	(2016)
10	Tyler Stevens	(2015)
10	Jim Serrano	(1998)*
9	Austin House	2011
9	Mike Smith	(2004)
8	Steve Smith	(2008)
8	Steve Smith	(2007)
8	Jeremy DeYapp	(2001)
7	Five times	

STRIKEOUTS (career)

24	Tyler Stevens	(2015-17)
16	Austin House	(2010-12)
16	Steve Smith	(2007-08)
15	Colton Thomson	(2014-16)
15	Danny Ray Herrera	(2004-06)
15	Jamie Vermilyea	(2001-03)
12	Gera Sanchez	(2010-12)
12	Josh Walker	(2012-14)
11	Bobby Mares	(2010-12)
11	Bobby LaFromboise	(2007-08)
11	Ken Yonker	(1985-86)*

WALKS (game)

8	Ken Yonker	(1986)*
6	Chris Cerny	(1985)*
6	Dean Duane	(1985)*
5	Bobby LaFromboise	(2007)
5	Joe Romero	(1992)
4	Phil Arreola	(1992)*
4	Jim Coleman	(1992)*
4	Steve Foss	(1992)*
4	Jim Serrano	(1992)*

MOUNTAIN WEST TOURNAMENT RECORDS

WALKS (single tourn.)

8	Ken Yonker	(1986)*
6	Chris Cerny	(1985)*
6	Dean Duane	(1985)*

WALKS (career)

11	Ken Yonker	(1985-86)*
9	Jamie Vermilyea	(2001-03)
9	Bobby LaFromboise	(2007-08)
8	Tyler Stevens	(2015-17)
6	Josh Walker	(2012-14)
6	Chris Cerny	(1984-85)*
6	Dean Duane	(1982-85)*
5	Chris Cooper	(2000-01)

SAVES (single tourn.)

1	Christian Tripp,	2016
1	Bobby Mares,	2012
1	Bobby Mares,	2011
1	Gera Sanchez,	2011
1	Clinton Cox,	2008
1	Steve Foss,	

SAVES (career)

2	Bobby Mares	(2010-12)
1	Christian Tripp	(2016-17)
1	Gera Sanchez	(2010-12)
1	Clinton Cox	(2008-09)
1	Steve Foss	(1991-93)*

* WAC Tournament stats until 2000

FIELDING

ASSISTS (game)

8	Josh Mader	(2004)
8	Troy Cairns	(2001)
7	Adam Courcha	(2010)
7	Daniel Gonzalez	(2010)
7	Aaron Santini	(1992)*
6	Jared Holley	(2014)
6	Aaron Santini	(1992)*
6	Gerardo Yepiz	(1992)*

ASSISTS (single tourn.)

19	Aaron Santini	(1992)*
16	Troy Cairns	(2001)
15	Adam Courcha	(2010)
15	Daniel Gonzalez	(2010)
15	Josh Mader	(2004)
15	Gerardo Yepiz	(1992)*
14	Sam Haggerty	(2013)
14	Mike Brownstein	
14	Ian Hollick	(2006)

ASSISTS (career)

36	Ian Hollick	(2005-08)
32	Jared Holley	(2013-16)
32	Alex Allbritton	(2010-13)
31	Jordan Pacheco	(2005-07)
30	Sam Haggerty	(2013-15)
26	Ryan Barba	(2003-06)
26	Dusty Young	(2000-03)
23	Troy Cairns	(2000-02)
21	Josh Mader	(2002-04)
20	Carl Stajduhar	(2015-17)

PUTOUTS (game)

18	Mark Gulseth	(1992)*
14	Jack Zoellner	(2014)
14	Chris Alexander	(2001)
13	Mitch Garver	(2011)
13	Daniel Stovall	(2005)
12	Jack Zoellner	(2015)
12	Jack Zoellner	(2014)
12	Mitch Garver	(2012)
11	Chris Alexander	(2002)
11	Trey Porras	(2012)
11	Kevin Atkinson	(2009)
11	Mark Gulseth	(1992)*
11	Mark Gulseth	(1992)*

PUTOUTS (single tourn.)

55	Mark Gulseth	(1992)*
42	Mitch Garver	(2011)
40	Justin Howard	(2010)
40	Kevin Atkinson	(2009)
40	Chris Alexander	(2001)
39	Daniel Stovall	(2007)
38	Daniel Stovall	(2006)

PUTOUTS (career)

130	Daniel Stovall	(2004-07)
90	Mitch Garver	(2010-13)
85	Jack Zoellner	(2014-present)
72	Chris Alexander	(2000-03)
55	Mark Gulseth	(1991-93)*
54	Trey Porras	(2011-12)
40	Justin Howard	(2009-10)
35	DJ Peterson	(2011-13)

ERRORS (game)

3	Josh Mader	(2003)
2	Dalton Bowers	(2016)
2	DJ Peterson	(2012)
2	Jordan Pacheco	(2007)

ERRORS (single tourn.)

3	Scott Gracey	(2007)
3	Jordan Pacheco	(2007)
3	Josh Mader	(2003)
2	Dalton Bowers	(2016)
2	DJ Peterson	(2012)
2	Scott Gracey	(2008)
2	Ian Hollick	(2005)

ERRORS (career)

5	Scott Gracey	(2007-08)
4	Jordan Pacheco	(2005-07)

* WAC Tournament stats until 2000

SINGLE-GAME RECORDS

AT-BATS

58	vs. New Mexico St.	2/9/02
57	vs. Fresno St.	4/1/99
56	vs. Air Force	5/14/09
56	vs. Binghamton	3/7/09
56	vs. Air Force	5/2/03
55	vs. Fresno St.	4/9/16
54	vs. Hawaii	3/14/97
54	vs. New Mexico St.	2/24/72
53	vs. Oklahoma St.	2/16/13
53	vs. Coppin St.	4/18/10
53	vs. New Mexico St.	3/30/99
53	vs. Colorado St.	3/17/73
53	vs. Northern Colorado	2/27/05

RUNS

31	***vs. UNLV***	***3/9/24 (W, 31-15)***
31	vs. Air Force	4/17/04 (W, 31-11)
30	vs. Northern Colo.	2/24/23 (W, 30-1)
30	vs. Binghamton	3/7/09 (W, 30-2)
29	at UNLV	3/24/17 (W, 29-8)
29	vs. Coppin St.	4/18/10 (W, 29-3)
28	vs. N.M. Highlands	2/9/03 (W, 28-5)
28	vs. N.M. St.	3/30/99 (W, 28-18)
27	vs. Fresno St.	4/1/99 (W, 27-26)
27	vs. Rice	4/12/98 (W, 27-26)
27	vs. Iowa	3/24/85 (W, 27-13)
27	vs. Creighton	3/26/71 (W, 27-5)
26	vs. Air Force	4/12/08 (W, 26-9)
26	vs. Air Force	4/14/06 (W, 26-11)
26	vs. Utah	3/13/93 (W, 26-8)

HITS

32	vs. Fresno St.	4/1/99
31	vs. Binghamton	3/7/09
30	vs. Hawaii	3/14/97
29	***vs. UNLV***	***3/9/24***
29	vs. Coppin St.	4/18/10
29	vs. Air Force	4/17/04
28	vs. Northern Colo.	2/24/23
28	at Air Force	3/4/17
28	vs. Air Force	4/12/08
28	vs. New Mexico St.	3/30/99
27	vs. Air Force	5/2/03
26	vs. San Diego St.	5/26/12
26	vs. Northwestern	2/22/97
26	vs. Washington	3/26/95

RBI

28	***vs. UNLV***	***3/9/24***
28	vs. Coppin St.	4/18/10
28	vs. Binghamton	3/7/09
28	vs. Air Force	4/17/04
27	vs. Northern Colo.	2/24/23
27	vs. Iowa	3/24/85
26	vs. Air Force	4/12/08
26	vs. N.M. Highlands	2/9/03
26	vs. New Mexico St.	3/30/99
26	vs. Rice	4/12/98
25	vs. Air Force	4/14/06
24	vs. UNLV	3/24/17
24	vs. Fresno St.	4/1/99
24	vs. Utah	4/23/94

DOUBLES

13	vs. N.M. Highlands	2/9/03
10	vs. Coppin St.	4/18/10
9	at Nevada	4/21/13
9	vs. Northern Colorado	3/5/06
9	vs. Utah	3/16/02
9	vs. UNLV	4/4/98
8	at New Mexico State	3/29/22
8	vs. Fresno St.	3/31/17
8	vs. San Jose St.	5/9/15
8	vs. San Jose St.	5/10/15
8	vs. San Diego St.	3/17/00
8	vs. Fresno St.	4/1/99
8	vs. Rice	4/12/98
8	vs. UTEP	4/18/80
8	vs. Southern Colorado	5/17/75

TRIPLES

7	vs. Southern Colorado	3/27/76
6	vs. TAMU-CC	2/21/09
6	vs. Hartford	3/16/86
5	vs. Holy Cross	2/25/22
4	vs. Coppin St.	4/18/10
4	vs. ENMU	4/30/97
4	vs. Colorado St.	3/20/75
4	vs. NE Illinois	4/18/78
4	vs. UTEP	5/11/73
4	vs. Northern Illinois	3/27/72

HOME RUNS

10	vs. New Mexico St.	3/30/99
8	vs. Air Force	4/12/08
8	vs. Air Force	4/18/04
7	vs. Fresno State	4/29/23
6	vs. Air Force	5/6/17
6	vs. Binghamton	2/18/17
6	vs. Fresno St.	4/9/16
6	vs. Air Force,	4/13/06 (Game 2)
6	vs. Air Force,	4/17/04
6	vs. UNLV	5/9/99
6	vs. Rice	4/12/98
6	vs. New Mexico St.	2/25/98
6	vs. Utah	5/15/94
6	vs. Air Force	4/26/86
6	vs. Air Force	4/25/86

TOTAL BASES

63	vs. New Mexico St.	3/30/99
61	vs. Air Force	4/12/08
54	vs. Fresno St.	4/1/99

WALKS

17	***vs. Hofstra***	***3/2/24***
17	at Hawai'i	2/21/16
16	vs. Air Force	4/17/04
15	vs. Fresno St.	3/31/17
14	at UNLV	3/24/17
14	at Utah	4/4/87

STOLEN BASES

9	vs. Wayland Baptist	4/13/94
8	vs. Maine	3/18/94
8	vs. New Mexico St.	2/11/00
8	vs. Brigham Young	4/8/00
7	vs. New Mexico St.	4/17/13
7	vs. Toledo	3/10/02
7	vs. N.M. Highlands	2/10/98
7	vs. Grand Canyon	5/4/96

LONGEST GAME (Innings)

15	NMSU 4, UNM 3	2/9/02
15	UNM 10, Gonzaga 8	3/31/72
14	UNM 8, ENMU 7	2/5-6/96
14	UNM 9, Colorado St. 8	3/17/73

NO-HIT GAMES (2)

Jim Kremmel	4/17/70	vs. Arizona (9 innings)
Mike Connell	3/24/77	vs. N.M. Highlands (7 innings)

ONE-HIT GAMES (11)

Tommy Bruskas	5/8/59	at New Mexico St.
Lloyd Randel	4/28/62	at ENMU, 4/28/62
Cliff Fowler	3/6/65	at UTEP (7 innings)
Stan Quintana	3/22/65	vs. Colorado St. (7 innings)
Cliff Fowler	4/15/65	vs. San Francisco St.
Cliff Fowler	3/23/67	vs. UTEP (7 innings)
Tony Sexton & Chuy Armendariz	3/9/68	at New Mexico St. (6 innings)
Jim Kremmel	3/22/69	vs. Colorado St. (7 innings)
Ron Sims	3/25/73	vs. New Mexico St. (7 innings)
Tom Bepko & Craig Steiner	3/6/76	vs. Colorado Mines (7 innings)
Tyler Stevens	4/12/15	vs. Air Force

SINGLE GAME STRIKEOUTS

18	Jim Kremmel	3/30/70	vs. ENMU
18	Jim Kalk	3/14/64	vs. Colorado St. (7 innings)
17	Justin Armbruester	3/13/21	at Fresno State
17	Jim Serrano	2/17/98	vs. Point Loma
17	Tommy Bruskas	5/8/59	at NMSU
17	Cliff Fowler	3/19/65	at New Mexico St. (8 innings)
17	Bob McAulay	4/29/66	vs. Arizona St.
16	Gig Brummel	4/29/61	vs. New Mexico St. (7 innings)
16	Gary Jacobs	3/23/70	vs. Colorado St.
16	Arnie Marzullo	3/16/73	vs. Colorado
15	Jim Kalk	3/29/64	vs. Air Force
15	Jim Kalk	4/11/64	vs. New Mexico St.
15	Bob McAulay	4/7/66	vs. UTEP (7 innings)
15	Bob McAulay	5/13/66	vs. UTEP
15	Jim Kremmel	4/10/70	vs. Arizona St.
15	Chris Cooper	2/25/00	vs. Southern Utah

INNINGS PITCHED

12	Jim Coleman	5/15/92	vs. San Diego St.
11	Tom Bepko	3/27/75	vs. South Dakota St.

PROGRAM RECORDS

AT-BATS

Game: 8 ..... Done 3 times
Hank Garcia 1972
vs. Gonzaga (3/31)
Chris Armstrong 1999
vs. Fresno St. (4/1)
Josh Mader 2003
vs. Air Force (5/2)
Season: 275 .... Tony Cairns ..... (2001)
Career: 960 ... Daniel Stovall ..... (2004-07)

RUNS

Game: 6 ..... Done 6 times
Justin Howard 2010
vs. Coppin St. (4/18)
Dane Hamilton 2009
vs. Binghamton (3/7)
Brian Cavazos-Galvez .. 2009/08
vs. AF (5/16) & (4/12)
Sean Murray 2004
vs. Air Force (5/15)
Lon Yamaguchi 1998
vs. N.M. St. (2/25)
Season: 86 ..... Jim Fregosi ..... (1985)
Career: 248 ... Lon Yamaguchi .... (1996-99)

HITS

Game: 6 ..... Done 8 times
John Pustay 2012
at Air Force (4/5)
Justin Howard 2010
vs. Coppin St. (4/18)
Mike Brownstein 2009
vs. Air Force (5/14)
Dane Hamilton 2009
vs. Binghamton (3/7)
Brian Cavazos-Galvez 2008
vs. Air Force (4/12)
Cory Robbins 1999
vs. N.M. St. (3/23)
Ronnie Meng 1995
vs. Nebraska (3/19)
Aaron Santini 1993
vs. Regis (3/6)
Season: 125 .... Keith Hagman ..... (1980)
Career: 340 .. Travis Young ..... (1994-97

RBI.....

Inning: 8 ..... Jonathan Gallegos 1993
vs. Utah (3/13)
Game: 10 ..... Brian Cavazos-Galvez 2008
vs. Air Force (4/12)
Mark Gulseth 1992
vs. San Diego St. (4/19)
Season: 95 ..... Keith Hagman ..... (1980)
Career: 226 .... Daniel Stovall ..... (2004-07)

DOUBLES

Game: 4 ..... Done 4 times
Justin Howard 2010
vs. San Diego St. (5/2)
Justin Howard 2010
vs. Coppin St. (4/18)
Joe Salas 2004
vs. Air Force (4/17)
Dusty Young 2003
vs. N.M. Highlands (2/9)
Season: 35 ..... Robert Gonzales ..... (1998)
Career: 78 ..... DJ Peterson ..... (2011-13)
Daniel Stovall ..... (2004-07)

TRIPLES

Game: 3 ..... Jim Economides 1957
vs. Denver
Season: 17 ..... Keith Hagman ..... (1980
(NCAA record)
Career: 31 ..... Larry Harrison ..... (1980-83)

HOME RUNS

Game: 4 ..... Brian Cavazos-Galvez . 2008
vs. Air Force (4/12)
Season: 25 ..... Chris Alexander ..... (2003)
Career: 53 ..... Aaron Sisk ..... (1998-00)

GRAND SLAMS

Game: ***2 ..... Reed Spenrath ..... (2024)***
vs. Nevada (5/10)
..... 2 ..... Mark Gulseth 1992
vs. San Diego St. (4/19)
Season: ***4 ..... Will Asby ..... (2024)***
..... 3 ..... Mark Wulfert ..... (1995)
Career: 5 ..... Mark Wulfert ..... (1993-95)

TOTAL BASES

Game: 19 ..... Brian Cavazos-Galvez . 2008
vs. Air Force (4/12)
Season: 207 ... Keith Hagman ..... (1980
Career: 550 ... Daniel Stovall ..... (2004-07)

STOLEN BASES

Game: 5 ..... Cory Robbins 1998
vs. N.M. Highlands (2/10)
Season: 56 ..... Luke Oglesby ..... (1993)
Career: 123 ..... Travis Young ..... (1994-97)

WALKS

Game: 5 ..... Done 2 times
DJ Peterson 2013
vs. UC Riverside (3/9)
Luke Oglesby 1993
vs. Texas Tech (2/25)
Season: 56 ..... Mike Foote ..... (1980)
Career: 152 ..... Lon Yamaguchi .... (1996-99)

HIT BY PITCH

Game: 3 ..... Done 3 times:
Jared Holley 2013
vs. LaSalle (3/5)
Jordan Pacheco 2006
vs. New Mexico St. (2/28)
Paul Huitt 1990
vs. N.M. Highlands (2/28)
Season: 19 ..... Aaron Santini ..... (1992)
Career: 40 ..... Jared Holley ..... (2013-16)

SEASON STATISTICAL RECORDS

BATTING AVERAGE

1.	.363	2009
2.	.361	1986
3.	.355	1985
4.	.354	1980
5.	.346	2010
6.	.3454	2002
7.	.3451	2003
8.	.3444	1993
9.	.3443	1999
10.	.338	1997

WIN PCT. (min. 40 games)

1.	.740 (37-13-0)	1968
2.	.712 (42-17-0)	1985
3.	.674 (29-14-0)	1972
4.	.651 (41-22-0)	1980
5.	.649 (37-20-0)	2009
6.	.647 (37-20-1)	2014
7.	.633 (38-22-0)	2010
8.	.629 (39-23-0)	2016
9.	.627 (37-22-0)	2013
10.	.625 (35-21-0)	2000
	.625 (35-21-0	1993

ERA

1.	2.87	1968
2.	3.40	1969
3.	3.86	1975
4.	3.92	1976
5.	4.07	1962
6.	4.13	1977
7.	4.21	1973
8.	4.23	2014
9.	4.29	1970
	4.29	1967

FIELDING PCT.

1.	.976	2009
2.	.974	2023
	.974	2017
4.	.973	2008
5.	.972	2015
6.	.971	2021
	.971	2016
	.971	2010
9.	.970	2007
10.	.969	2013
	.969	2006

SLUGGING PCT.

1.	.604	1986
2.	.572	1985
3.	.570	1980
4.	.567	1998
5.	.564	2003
6.	.560	2023
7.	.554	2010
8.	.545	1999
9.	.542	2005
10.	.515	1993

ON BASE PERCENTAGE

1.	.445	1985
2.	.444	1993
3.	.443	1986
4.	.440	1980
5.	.432	2009
6.	.424	2003
7.	.422	2013
8.	.422	1987
9.	.420	1992
10.	.419	1994

LAST TIME IT HAPPENED...

HITTING (Individual)

Grand slam: Luke Banister vs Rhode Island, 3/2/25
Hit for the cycle: Danny Collier vs. Air Force, 3/24/18
Five hits: Khalil Walker vs. UNLV, 3/9/24
Six hits: Carl Stajduhar vs. Fresno St., 4/9/16
Eight at bats: Josh Mader vs. Air Force, 5/2/03
Four runs: Jordy Oriach vs N. Colorado, 2/23/25
Five runs: Khalil Walker vs. UNLV, 3/9/24
Six runs: Justin Howard vs. Coppin St., 4/18/10*
Five RBI: Andrew Neil vs. UNLV, 3/16/25
Six RBI: Will Asby at Texas Tech, 4/23/24
Seven RBI: Jake Holland vs. San Jose St., 3/23/24
Eight RBI: Justin Olson vs. Fresno State, 4/29/23
Nine RBI: Reed Spenrath vs Nevada, 5/10/24
10 RBI: Brian Cavazos-Galvez vs. Air Force, 4/12/08*#
Three doubles: Jake Holland at Nevada, 3/17/24
Four doubles: Reece Weber vs. San José St., 5/10/15
Four extra-base hits: Jake Holland at Nevada, 3/17/24
Two triples: Reed Spenrath at Nevada, 3/16/24
Back-to-back-to-back triples: Mike Brownstein, Dane Hamilton, Brian Cavazos-Galvez vs. TAMU-CC (Game 2), 2/21/09
Inside-the-Park home run: Josh McAlister vs. Seton Hall, 2/16/25
Walk-off home run: Andrew Neil vs. UNLV, 3/16/25
Walk-off grand slam: Devon Dixon vs. San Diego St., 4/28/24
Two home runs: Jordy Oriach at Air Force, 5/10/25
Three home runs: Reed Spenrath vs Nevada, 5/10/24
Four home runs: Brian Cavazos-Galvez vs. Air Force, 4/12/08*#
Two home runs in one inning: Josh Mader at Utah, 4/8/04
Two+ players with multi-homers: Brian Cavazos-Galvez (4), Kevin Atkinson (2) vs. Air Force, 4/12/08
Back-to-back homers: Tye Wood, Will Asby, at San Diego State, 5/8/25
Back-to-back-to-back homers: Tye Wood, Will Asby, Jordy Oriach, at Air Force, 5/10/25
Multiple back-to-back homers in same game: (2), Joe Salas, Daniel Stovall, vs. Air Force, 5/16/04
HR in 3 straight games: Jake Holland vs. San Jose St., 3/22-24/24
HR in 4 straight games: Jake Holland vs. NMSU, SJSU, 3/17-24/24
Three + sacrifice bunts in a game: 3, Jared Holley at Nevada 4/20/13
Four strikeouts: Deylan Pigford vs. Fresno State, 4/28/23
Three HBP: Jared Holley vs. LaSalle, 3/5/13
Three stolen bases: Tye Wood vs. Nevada, 5/11/24
Four Walks: Reed Spenrath vs. Hofstra, 3/2/24
Five Walks: DJ Peterson vs. UC Riverside, 3/9/13*

HITTING (Team)

Five + home runs (team): 5, vs N. Colorado (2/22/2025)
20+ hits: 23, vs N. Colorado (L, 15-16), 2/21/25
25+ hits: 25, vs. Fresno St. (L, 23-19), 4/13/24
30+ hits: 31, vs. Binghamton (Game 1), 3/7/09
Allowed 20 + hits: 20, vs N. Colorado (L, 15-16), 2/21/25
20+ runs: 24, vs. Washington State (W, 24-14 [7]), 4/12/25
Allowed 20 + runs: 20, at Nevada (L, 20-4), 3/21/25
30+ runs: 31, vs. UNLV (W, 31-15), 3/9/24
20+ RBI: 28, vs. UNLV (W, 31-15), 3/9/24
40+ total bases: 42, vs. Fresno State, 4/29/23
50+ total bases: 52, vs. Northern Colorado, 2/24/23
60+ total bases: 61, vs. Air Force, 4/12/08
No strikeouts: 5/4/14 vs. San Diego St. (35 at-bats)
No walks: 3/31/23 vs. San Diego State (34 at-bats)
10+ strikeouts: 15, vs Austin Peay, 2/14/25
10+ walks: 11, vs Rhode Island, 3/2/25
15+ walks: 17, vs. Hofstra, 3/2/24
5+ HBP: 5, vs Rhode Island, 3/2/25
Was no-hit (7-inning game): at San Diego State, 3/29/24
Was no-hit (9-inning game): at Wichita St., 3/20/90

PITCHING (Individual)

No-hitter (7-inning game): Mike Connell vs. N.M. Highlands, 3/24/77
No-hitter (9-inning game): Jim Kremmel vs. Arizona, 4/17/70
One-hitter: Tyler Stevens vs. Air Force, 4/12/15
Complete game: Cody Dye vs. UNLV, 4/21/18
Ryan Castillo vs. UNLV, 3/15/25 (8 innings)
Justin Armbruester at San Jose State, 5/22/21 (7 innings)

Complete-game shutout: Colton Thomson vs. Nevada, 5/26/16
10+ strikeouts: 12, Justin Armbruester at San Jose State, 5/22/21
15+ strikeouts: 17, Justin Armbruester at Fresno State, 3/13/21
No walks (complete game): Ryan Castillo vs. UNLV, 3/15/25 (8 innings)

PITCHING (Team)

10+ strikeouts: 12, at Tarleton, 3/8/25
15+ strikeouts: 16, vs. Nevada, 3/27/21
No strikeouts: 3/5/17 at Air Force (J. Tripp 30 BF; D. Gillespie 5 BF, A. Isenhart 1 BF, C. Tripp 8 BF)
No walks: vs. UNLV, 3/15/25 (8 innings)
10 + walks: at California, 5/14/22

FIELDING

Five+ errors (Team): 6, vs. San Jose State, 4/8/23
Three+ errors (Ind.): 3, Hayden Schilling vs. Central Michigan, 2/22/18
Eight+ assists: 8, Konner Kinkade vs. Texas Tech, 3/28/23
Caught three runners stealing: Mitch Garver vs. Texas Tech, 4/25/12
15+ putouts: 15, Reed Spenrath vs. New Mexico State, 3/21/23
UNM turned a triple play: 5/13/16 vs. Nevada (4-6-3-2)
UNM hit into a triple play: 4/23/09 at BYU

SCORING AND MISCELLANEOUS

Stole home: Tye Wood vs. Rhode Island, 3/2/25
Stole seven+ bases: 7, 4/17/13 vs. New Mexico St. (W, 13-6)
Tied: 4/28/19 at Fresno St. (T, 6-6)
Shut out: 3/8/25 at Tarleton (L, 0-4, 7 Inn.)
Shut out opponent: 2/25/25 vs. NM State (W, 7-0)
Shut out at home: 5/11/24 vs. Nevada (L, 0-2)
Shut out on the road: 2/18/25 at Arizona(L, 0-10/7 Inn.)
Shut out opponent at home: 2/25/25 vs. NM State (W, 7-0)
Shut out opponent on road: 4/18/23 at New Mexico St. (W, 13-0)
Recorded back-to-back shutouts: 5/6-5/7, 2011 vs. Air Force (5-0, 10-0)
Recorded three straight shutouts: 2/24-3/3, 1973 vs. New Mexico St. (1-0) and New Mexico Highlands (7-0, 4-0)
Shut out in back-to-back games: 3/14-15/2017 at Oklahoma St.
Most runs in three-game series: 73, vs. Air Force (4/13-14, 2006)
Consecutive one-run games: 2, vs. Rhode Island (Feb. 28-March 1)
Four straight one-run games: vs. BYU, Gonzaga, Northern Colorado, 2/15-23, 2020
Five straight one-run games: March 18-24, 2015*

LAST TIME IT HAPPENED... CONTINUED

EXTRA INNINGS

Won an extra-inning game: 4/30/23 vs. Fresno State (6-5, 10 inn.)
Lost an extra-inning game: .....3/2/24 vs. Hofstra (15-16, 10 Inn.)
Extra inning games in a row: ....2, 4/23-4/24, 2021 at Washington
3 straight extra-inning games: .....at Utah, 4/9-11, 2009
Played a 10-inning game: .....3/2/24 vs. Hofstra
Played an 11-inning game: .....vs. Fresno State, 3/13/22 (W, 9-8)
Played a 12-inning game: ..... vs. Minnesota, 2/20/22 (W, 4-3)
Played a 13-inning game: ..... vs. Columbia, 6/1/13 (L, 6-5, NCAA Tourn.)
Played a 14-inning game: ....vs. Eastern N.M., 2/5-6, 1996 (W, 8-7)
Played a 15-inning game: .....at New Mexico St., 2/9/02 (L, 4-3)

IN AN INNING

10+ runs in an inning: .....10, at UNLV (5/5/24)
15+ runs in an inning: .....15, vs. Savannah St., 3/11/05
4+ homers in an inning: .....4, at Air Force, 5/19/05
5+ doubles in an inning: .....5, at Nevada, 4/21/13
4+ triples in an inning: .....4, vs. TAMU-CC (Game 2), 2/21/09^
10+ hits in an inning: .....10, at UNLV (5/5/24)
10+ consecutive hits: .....10, at UNLV (5/5/24)
10+ consecutive batters reach base: .....11, at UNLV (5/5/24)
15+ consecutive batters reach base: .16, vs. Savannah St., 3/11/05
Player w/hits from both sides of plate: .....Sam Haggerty
.....vs. Fresno St. 4/12/13

UNM SCORING IN AN INNING

Most runs in top of 1st: .....11, at Air Force (5/14/09)
Most runs in top of 2nd: .....10, 2x, last at Air Force (4/15/97)
Most runs in top of 3rd: .....8, 3x, last at Air Force (4/25/10, Game One)
Most runs in top of 4th: .....12, at Air Force (4/15/07)
Most runs in top of 5th: .....12, at Air Force (4/17/04)
Most runs in top of 6th: .....10, at Air Force (5/19/16)
Most runs in top of 7th: .....10, at UNLV (5/5/24)
Most runs in top of 8th: .....12, at Utah (4/1/00)
Most runs in top of 9th: .....9, at New Mexico St. (2/16/86)
Most runs in top of 10th: .....4, at Texas St. (2/11/06)
Most runs in top of 11th: .....6, at Arizona (1/30/93)
Most runs in top of 12th: .....3, at Washington (4/24/21)
Most runs in top of 13th: .....N/A
Most runs in top of 14th: .....N/A
Most runs in top of 15th: .....1, vs. Gonzaga at Fresno St. (3/31/72)

Most runs in bottom of 1st: 11, 2x, last vs. St. Bonaventure. (3/4/23)
Most runs in bottom of 2nd: .....15, vs. Savannah St. (3/11/05)
Most runs in bottom of 3rd: .....13, vs. NM Highlands (2/28/90)
Most runs in bottom of 4th: ...12, vs. Air Force at UNLV (5/27/04)
Most runs in bottom of 5th: .....10, 2x, last vs. Utah (4/22/06)
Most runs in bottom of 6th: .....20, vs. Utah (3/13/93)*
Most runs in bottom of 7th: .....11, vs. Texas St. (2/18/05)
Most runs in bottom of 8th: .....12, 3x, last vs. Fresno St. (4/13/13)
Most runs in bottom of 9th: .....9, 2x, last vs. New Mexico St. (3/26/02)
Most runs in bottom of 10th: .....7, vs. Louisiana Tech (3/13/10)
Most runs in bottom of 11th: .....2, 2x, last vs. Fresno St. (3/13/22)
Most runs in bottom of 12th: .....2, vs. UNLV (3/9/14)
Most runs in bottom of 13th: 1, 2x, last vs. Northwestern (3/7/03)
Most runs in bottom of 14th: .....1, 2x, last vs. ENMU (2/5-6, 1996)
Most runs in bottom of 15th: .....N/A

OPPONENT SCORING IN AN INNING

Most runs in top of 1st: .....12, vs. BYU (3/26/94)
Most runs in top of 2nd: .....9, vs. UC Riverside (4/18/19)
Most runs in top of 3rd: .....12, vs. Wichita St. (3/16/89)
Most runs in top of 4th: .....11, vs. Rice (4/11/98)
Most runs in top of 5th: .....10, 2x, last vs. UNLV (4/3/22)
Most runs in top of 6th: .....10, vs. BYU (4/11/02)
Most runs in top of 7th: .....11, vs. BYU (4/6/00)
Most runs in top of 8th: .....8, 2x, last vs. Rice (4/12/98)
Most runs in top of 9th: .....12, vs. BYU (3/18/05, Game Two)
Most runs in top of 10th: .....9, vs. San Francisco (3/18/06)
Most runs in top of 11th: 6, vs. Nevada at Las Vegas, Nev. (5/23/14)
Most runs in top of 12th: .....1, 4x, last vs. UNLV (3/9/14)
Most runs in top of 13th: .....1, 2x, last vs. Columbia (6/1/13)
Most runs in top of 14th: .....N/A
Most runs in top of 15th: .....N/A

Most runs in bottom of 1st: 11, at Arizona St. (2/9/80, Game One)
Most runs in bottom of 2nd: .....16, at Texas Tech (3/15/22)*
Most runs in bottom of 3rd: .....15, at Hawaii (4/22/89)
Most runs in bottom of 4th: .....12, 2x, last at Air Force (4/15/90)
Most runs in bottom of 5th: .....12, at Cal St. Fullerton (3/7/86)
Most runs in bottom of 6th: .....12, at LMU (3/11/86)
Most runs in bottom of 7th: .....9, at California (5/14/22)
Most runs in bottom of 8th: .....11, vs. Oregon State (2/18/22)
Most runs in bottom of 9th: .....4, 7x, last at Air Force (4/15/07)
Most runs in bottom of 10th: .....4, at Air Force (4/24/65)
Most runs in bottom of 11th: 2, vs. BYU at San Diego St. (3/31/06)
Most runs in bottom of 12th: 2, vs. BYU at San Diego St. (3/31/06)
Most runs in bottom of 13th: .....N/A
Most runs in bottom of 14th: .....N/A
Most runs in bottom of 15th: .....1, at New Mexico St. (2/9/02)

SERIES

Swept non-conf. series, home: ..vs. Northern Colo., 2/24-26, 2023
Swept non-conf. series, road: at No. 23 Oklahoma St., 3/14-15, 2017
Swept in non-conf. series, home: .... vs. Dallas Baptist, 3/4-6, 2016
Swept in non-conf. series, road: .....at California, 5/13-15/2022
Swept MW series, home: ..... vs. UNLV, 3/14-16, 2025
Swept MW series, road: ..... at San Jose State, 5/22-23, 2021
Swept multiple MW series in a row: 3, 3/3/17-3/26/17
..... at Air Force, vs. San José St., at UNLV
Swept in MW series, home: ....vs. San Diego State, 3/31-4/2, 2023
Swept in MW series, road: .....at Fresno State, 4/4-6, 2025
Swept in multiple MW series in a row: 3, 4/2-5/9/2021
..... at San Diego State, vs. Fresno State, at Air Force

WALK-OFFS

Won on last at-bat: 3/16/25
.....Andrew Neil vs. UNLV (11-8, 9 Inn.)
Back-to-back games won in last at-bat: 2/24/24
.....vs. South Dakota State (12-11, 9-8)
Lost on last at-bat: 3/9/25
.....at Tarleton (3-4, 9 Inn.)
Scored two runs in last at-bat: 5/20/22
.....vs. South Dakota State (13-2, run rule 7 innings)
Scored three runs in last at-bat: 3/16/25
.....Andrew Neil vs. UNLV (11-8, 9 Inn.)
Scored four runs in last at-bat: 4/28/24
.....Devon Dixon vs. San Diego State (9-7, 9 Inn.)
Scored five runs in last at-bat: 5/20/22
.....vs. Air Force (13-12, 9 innings)
Scored six runs in last at-bat: 5/20/22
.....vs. Air Force (13-12, 9 innings)
Scored seven runs in last at-bat: 5/20/22
.....vs. Air Force (13-12, 9 innings)
Scored nine runs in last at-bat: 3/21/99
.....vs. TCU (17-16)
Allowed two runs in last at-bat: 3/18/23
..... at Fresno State (8-9)
Allowed three runs in last at-bat: 4/2/21
.....at San Diego State (9-10)
Allowed four runs in last at-bat: 4/2/21
.....at San Diego State (9-10)
Allowed five runs in last at-bat: 4/2/21
.....at San Diego State (9-10)
Allowed six runs in last at-bat: 4/2/21
.....at San Diego State (9-10)

* = School record
\# = Mountain West record

SANTA ANA STAR FIELD - ALBUQUERQUE, N.M.

Santa Ana Star Field has become one of the toughest places for opponents to play in college baseball as The University of New Mexico baseball team is 166-98-2 (.629) since returning to its former location on March 24, 2013 after nine seasons at Isotopes Park.

For decades the home of UNM baseball was known as Lobo Field, but thanks to a 10-year, $1 million naming rights gift from Tamaya Enterprises, Lobo Field was rechristened Santa Ana Star Field on Dec. 11, 2015.

"We are delighted to strengthen our relationship with Tamaya Enterprises, who have been long-standing supporters of the Lobos," said former UNM Vice President for Athletics Paul Krebs. "The field naming rights is a great example of their commitment to the community and provides us an opportunity for Lobo Athletics to give back to the Pueblo of Santa Ana. The beneficiary of this field naming rights is not just our baseball program but our entire community and state."

That was the second major announcement regarding the facility in a three-week span in 2015 as on Nov. 20, the UNM Board of Regents approved construction for the $2.3 million R.D. and Joan Dale Hubbard Clubhouse.

"This has been a long process, but I want to thank the Hubbards, Scott Grady and his family, our administration, Vice President for Athletics Paul Krebs, and everyone on main campus that helped this project," UNM head coach Ray Birmingham said. "I could go on for hours thanking people because so many have helped make this possible."

Santa Ana Star Field received a major upgrade that started before the 2013 season. It received a FieldTurf playing surface, upgraded scoreboard, dugouts, bullpens, and bleachers as a part of the first phase of the Santa Ana Star Field renovation. Further renovations and phases will enhance the concessions areas, the fan plaza between Santa Ana Star Field and the softball field, the press box and the bleachers. Lights were installed in the fall of 2013.

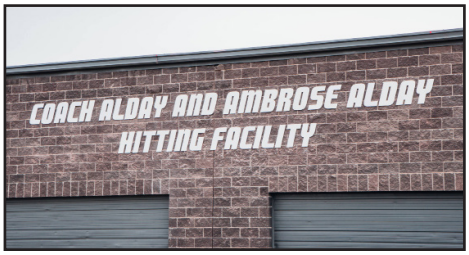



"We have lights because of (former Lobo) Dee Dennis and a bunch of guys who chipped in to help me and Dee do this," Birmingham said. "This is Lobo Field. This is (the state of) New Mexico's baseball field, at least that's how I feel about it. … There will not only be Lobo games on here, but there will also be state championship games here. We hope to bring in some great big tournaments over the years to this city and let our kids experience the world. We think New Mexico kids can get the rest of the experiences that the rest of the country has, then they will grow faster and realize they're as good as anybody."

UNM ALL-TIME AT S.A.S. FIELD

YEAR	W	L	T	PCT.
2013	14	2	0	.875
2014	23	8	1	.734
2015	20	10	0	.667
2016	19	8	0	.704
2017	19	10	0	.655
2018	11	14	1	.442
2019	14	16	0	.467
2020	9	1	0	.900
2021	9	6	0	.600
2022	11	13	0	.458
2023	17	10	0	.630
2024	18	10	0	.640
2025	19	8	0	.667
TOTAL	**203**	**116**	**2**	**.636**

While now-ABCA Hall of Famer Rich Alday was UNM's head coach, his son Ambrose passed away at age 16 in 1995 from cancer. The Ambrose Alday Memorial Scholarship Fund was set up at New Mexico, and UNM's hitting facility was officially named in their honor ahead of UNM's home game on Feb. 23, 2024, with Norma and the Alday family honored pregame.

TV / PHOTO ROSTER

2 COOPER BRASS
INF | 5-10 | R-FR

3 KARSEN WASLEFSKY
INF | 5-11 | JR

4 TYE WOOD
OF | 5-11 | SR

5 SHANE MILLER
INF | 6-0 | FR

6 BRIAN MCBROOM
RHP | 6-0 | SR

7 TOMMY WHITE
RHP | 6-4 | JR

8 DIEGO ALVAREZ
RHP | 6-0 | JR

9 JOSH MCALISTER
INF | 6-2 | SR

10 JORDY ORIACH
OF | 6-5 | JR

11 MATTHEW CORNELIUS
LHP | 6-0 | SR

12 WILL ASBY
OF | 5-11 | SR

13 MATT ROMERO
LHP | 6-0 | SR

14 AKILI CARRIS
INF | 6-2 | JR

15 KHALIL WALKER
OF | 5-10 | SR

16 GRANT ORIGER
RHP | 6-2 | FR

17 CRISTIAN MOGEN
RHP/INF | 6-0 | FR

18 BECK SULLIVAN
RHP | 5-11 | FR

19 JUSTIN STILL
LHP | 6-3 | SR

20 LUKE BANISTER
C | 5-10 | JR

22 BEN BAKER-LIVINGSTON
RHP | 6-2 | R-JR

23 TY CUNNINGHAM
RHP | 6-3 | JR

24 BRODEY WILLIAMS
C | 6-0 | JR

25 LUKE WISEMAN
RHP | 6-0 | R-JR

26 LUKE MANSY
INF/OF | 5-10 | JR

27 DAVID LOPEZ
RHP | 6-2 | SR

28 CHARLES LAVIGNE
RHP | 6-5 | FR

29 CALEB HERD
C | 5-9 | JR

31 DAYNE PENGELLY
RHP | 6-2 | SR

32 SYDNEY WARD
OF | 6-0 | JR

33 DAXTON PURSER
LHP | 6-2 | SR

34 JOSH BARNHOUSE
RHP | 6-5 | SR

35 PRESLEY MONTEFORTE
LHP | 6-0 | JR

36 ELIAS FIDDLER
UTL | 6-0 | JR

38 BLAKE LEHMBECK
RHP | 6-1 | SO

39 RYAN CASTILLO
RHP | 6-5 | SO

42 BLAKE BELL
RHP | 6-4 | FR

43 GENE TRUJILLO
1B/OF | 6-6 | SO

47 ETHAN OTT
1B/OF | 6-2 | SR

48 ANDREW NEIL
INF/UTL | 6-0 | SR

49 JACK MESSMORE
RHP/UTL | 6-1 | JR

TOD BROWN
HEAD COACH

MICHAEL LOPEZ
PITCHING COACH

MATT RISDON
ASSISTANT COACH

JUSTIN MITCHELL
ASSISTANT COACH

TYLER MCPEAK
DIR. OF OPS / DEVELOPMENT

TOD BROWN
HEAD COACH

Tod Brown was named the 12th Lobo Baseball Head Coach on June 17, 2021. He enters the 2024 season in his third year at the helm.

In Brown's second season, the Lobos posted their best winning percentage in a full season since 2017 (.510), finishing fifth in the Mountain West standings (26-25, 13-17 MW) and leading the league in a variety of categories including team batting average (.328), runs (441), RBI (411), triples (24), home runs (87), slugging % (.559) and on-base % (.406). UNM also improved from a 9.06 ERA as a team in Brown's first season to a 5.95 ERA — the program's lowest in a single season since 2016 — while averaging only 3.20 walks per nine innings, its fewest since 2014. Following the completion of that season, RHP Isaac Gallegos became the first UNM player coached by Brown to be selected in the MLB Draft, going in the 16th Round to the Atlanta Braves.

The 2023 Lobos ranked in the Top 10 in the country in a variety of team statistical categories:

No. 3 in Batting Average (.329)
No. 9 in Double Plays per Game (0.94)
No. 5 in Doubles Per Game (2.45)
No. 10 in Runs per Game (8.60)
No. 4 in Slugging Percentage (.560)
No. 5 in Triples (24) and Triples per Game (0.47)
No. 10 in Walks Allowed per Nine Innings (3.20)

Following the 2023 season, the Lobos also got three All-MW selections — first baseman Reed Spenrath was a first-team selection, while third baseman Dylan Ditzenberger and left fielder Lenny Junior Ashby were second-team selections. Ditzenberger went on to be named a CSC Academic All-American for his efforts on the field and in the classroom. Both UNM teams that Brown has coached (2022, 2023) have earned the ABCA Team Academic Excellence Award for their academic accomplishments.

In the 2022 season — Brown's first season in Albuquerque — UNM went 21-33 and finished sixth in the MW standings, with Lenny Junior Ashby and Jeffrey David named to the All-MW Second Team.

PRIOR TO UNM

Brown came to New Mexico after a successful 14 years and 341 wins with North Dakota State, where he currently sits as the second-winningest coach in program history and is the all-time leader in wins per season (24.4). In 2021, Brown led the Bison to the 2021 NCAA Tournament, winning its first Division I postseason game 6-1 over Mountain West opponent Nevada. In the same season, NDSU broke a school record with 20 Summit League victories, besting the previous record of 19 set by his 2017 team, and posted an overall record of 42-19. The Bison also led the nation with 25 road wins and set new school records in strikeouts (474) and putouts (1,567) in a single season.

Brown is no stranger to winning -- he owns the two highest single season win totals in NDSU history (42 wins in 2021, 40 wins in 2012), and the only two 40+ win seasons by the program. Brown also owns three of the top-five single-season win totals in NDSU history. Under Brown's leadership, NDSU has played in five Summit League championship games, winning it outright in 2021 and 2014, and qualified for the league's baseball championship eight out of the last 11 years.

Brown took the helm of NDSU in 2008 and turned around a program that had faced three consecutive losing seasons, posting just 38 wins from 2005-07. In 2012, NDSU won a then-school-record 40 games, including an 8-2 win over a No. 5-ranked Arizona team that went on to win the 2012 College World Series. North Dakota State had a school-record .973 fielding percentage and posted a team ERA of 3.38, which was the program's lowest ERA in 37 years.

In 2016, the Bison posted a 29-25 overall record and set a new record for home wins at Newman Outdoor Field with 17 victories. In addition, North Dakota State set a new single season record in saves (17). NDSU defeated No. 19-ranked Minnesota on April 26 in Fargo, marking the second-ever win over an NCAA Division I top-25 opponent.

In the Summit League, Brown has coached two Summit League Players of the Year, one Summit League Newcomer of the Year, 46 All-Summit League selections, 22 Summit League Players of the Week, and 30 Summit League Pitchers of the Week. Under his leadership, Brown has also led players to two Collegiate Baseball Freshmen All-America selections and two College Baseball National Players of the Week.

Not only does Brown produce talent on the field, but also in the classroom. During his tenure at NDSU, Brown has had three NCAA Postgraduate Scholarship Winners, one Senior CLASS Award All-America, one CoSIDA Academic All-America Athlete of the Year, nine CoSIDA Academic All-America selections, 11 CoSIDA Academic All-District selections, one Summit League Scholar-Athlete of the Year, 16 Summit League Academic All-League selections, and was twice honored by NCAA with Public Recognition for perfect APR scores (2012-13 and 2015-16).

The Tucson, Ariz. native, was a left-handed pitcher for the Arizona Wildcats from 1989-94, leading the team in 1992 to a Pac-10 Championship. In 1993 he won six games and saved eight, setting a record with 35 appearances as Arizona fell one game short of Omaha.

Brown then made a career out of coaching college ball in the northern tier of the country. He came to NDSU after eight seasons in Ohio as the pitching coach and recruiting coordinator for Bowling Green State University.

During this time, he recruited or helped develop eight players who have reached the major leagues, including former UNM pitching standout Jamie Vermilyea, who played for the Lobos from 2001-03. This list also includes Jay Flaa, who made his MLB debut this year, J.J. Hardy and pitcher Tim Wood from Sabino High School, in Tucson, Ariz., outfielder Shelley Duncan and pitchers Josh Pearce and Ben Diggins at the University of Arizona, and pitcher Burke Badenhop and outfielder Nolan Reimold from Bowling Green.

After two years as the pitching coach at Sabino High School in Tucson, Ariz., Brown began his collegiate coaching career in 1999 as a volunteer assistant for Arizona. He worked with pitchers and catchers and was the first-base coach for the Wildcats, who qualified for an NCAA regional.

Brown was also a head coach for the San Francisco Seals of the California Coastal Collegiate League in the summer of 1999, compiling a 43-29 record and making a fourth-place finish in the National Baseball Congress World Series.

Tod and his wife Janet have a 23-year old son, Brooks, and a 20-year old daughter, Blake.

The Brown File

Education

University of Arizona	1989-94

Coaching Experience

2008-2021	Head Coach	North Dakota State
2022-Present	Head Coach	University of New Mexico

Career Coaching Record (Year-By-Year)

School	Year	Record	Win Pct.
NDSU	2008	15-30	.333
NDSU	2009	16-28	.372
NDSU	2010	22-30	.423
NDSU	2011	22-32	.407
NDSU	2012	40-20	.667
NDSU	2013	26-27	.491
NDSU	2014	25-26	.490
NDSU	2015	21-30	.412
NDSU	2016	29-25	.537
NDSU	2017	31-25	.554
NDSU	2018	26-24	.520
NDSU	2019	19-24	.442
NDSU	2020*	8-9	.471
NDSU	2021	42-19	.689
NDSU	**14 yrs**	**341-350**	**.493**
UNM	2022	21-33	.389
UNM	2023	26-25	.510
UNM	2024	28-26	.519
UNM	2025	30-22	.592
UNM	**4 yrs**	**105-106**	**.500**
Career	18 yrs	446-456	.495

*Incomplete season due to COVID-19

COACH BROWN VS. 2025 OPPONENTS

Opponent	Overall	UNM	Last
Air Force	10-11	10-11	5/11/25
Arizona	2-14	1-3	2/18/25
Austin Peay	1-0	1-0	2/14/25
Fresno State	9-12	9-12	5/17/25
Grand Canyon	1-3	1-2	3/25/25
Nevada	10-9	9-9	3/23/25
New Mexico St.	11-4	11-4	4/22/25
N. Colorado	20-14	6-2	2/23/25
Rhode Island	3-1	3-1	3/2/25
San Diego State	4-11	4-11	4/28/24
San Jose State	8-10	8-10	4/27/25
Seton Hall	1-0	1-0	2/16/25
Tarleton	0-4	0-4	3/7/25
Texas Tech	4-5	4-5	4/8/25
UC Irvine	0-1	0-1	2/15/25
UNLV	12-9	12-9	4/19/25
Washington St.	2-1	2-1	4/13/25

MICHAEL LOPEZ

ASSISTANT COACH: PITCHING

Michael Lopez, who previously served as head coach at Howard Community College in Big Spring, Texas, joined the Lobos in the 2021-22 season as a pitching coach. Lopez joined the Lobo squad after spending two seasons at the helm of the Howard program, bolstering a 48-19 overall record.

In 2024, UNM's pitching staff struck out 394 batters in Lopez' third year — the most since 2019 and seventh-most in program history — and collected 10 saves, also the most since 2019. They finished the season with the most wins (28) since 2017 with a No. 2 seed in the MW Tournament, finishing one game away from a regular season championship.

In the second season with Lopez coordinating UNM's pitching, the team's ERA improved from 9.06 to 5.95 — UNM's lowest since 2016. UNM pitchers under Lopez also posted their lowest WHIP (1.59) since 2015 and fewest walks per nine innings (3.20) since 2014 in the process, with RHP Isaac Gallegos selected in the 2023 MLB Draft following the season's completion.

Under Lopez, two Howard Hawks were named to the 2021 All-Region V Baseball Team, including pitcher Kris Anglin, who led the league in strikeouts (103). Howard's Ethan Coombes was second in the league in strikeouts, retiring 82 throughout the season. Prior to becoming the head coach of the Hawks, Lopez spent three years as an assistant coach under previous head coach, Rob Martinez.

During his time at Howard College, Lopez worked primarily with the pitchers and served as the recruiting coordinator. He has had over 40 players sign with Division I schools during his tenure, three players sign contracts with professional teams, and three players selected as NJCAA All-Americans.

Lopez originally came to Howard College after a one-year stint with a brand-new NAIA program, Marymount California University (MCU). During his one year at MCU, Lopez was named the associate head coach and helped with day-to-day recruiting.

In the first year of the program, Lopez helped the Mariners win the CAL PAC Conference Championship and reach the 2016 West Grouping Championship. Lopez had three players selected to the 2016 All-California Pacific Conference Team while also coaching the CAL PAC conference player of the year and the CAL PAC Freshman of the year.

Prior to coaching at Marymount California University, Lopez was the volunteer assistant coach for two seasons at the University of Arizona under head coach Andy Lopez. Lopez assisted with the pitchers during practices and helped run the bullpen during games. Off the field, his job consisted of preparing scouting reports on opposing teams, directing the Andy Lopez Baseball Camp, and assisting with recruiting.

Lopez's collegiate career in baseball includes four years (2009-2012) at the University of Arizona. Lopez was named captain of the 2012 team, which won the NCAA National Championship in Omaha, Nebraska.

Lopez graduated from The University of Arizona in 2013 with a bachelor's degree in family studies.

MATT RISDON

ASSISTANT COACH / RECRUITING COORDINATOR

Matt Risdon joined the Lobo Family in 2022 as a volunteer assistant coach, and he currently serves recruiting coordinator and assistant coach. Risdon was previously at Lenoir-Rhyne University for three seasons. Risdon was a Division I catcher at Western Illinois for two seasons and served on the coaching staff for the Fighting Leathernecks from August 2015-July 2019. At UNM, he has been primarily responsible for coaching fielders and hitters.

In 2023, Risdon-coached hitters posted UNM's highest team batting average since 2013 (.328) — good for best in the conference and No. 3 in NCAA D-I — while leading the MWC in OPS, hits, runs, triples, RBI and home runs. The Lobos' .974 fielding percentage in 2022 was the second-best in program history and best in the MWC, and their 48 double plays turned was the most in the conference.

The Lobos put up similar numbers in 2024 en route to their best MW finish (2nd) and first MW Tournament berth since 2017 — at the end of the season, UNM ranked No. 7 in NCAA D-I in Batting Average (.319) and No. 13 in On Base Percentage (.421) as well as No. 17 in Doubles Per Game (2.24), No. 31 in Slugging Percentage (.515), No. 25 in Scoring (8.4), leading the MW in nearly every offensive category. The Lobos posted a .968 fielding percentage while ranking No. 15 in the nation in Double Plays Per Game (0.94).

In 2022, Risdon helped Lenoir-Rhyne University to the best season in program history with a 46-13 overall record and a record 25 wins at home. The Bears would post a 19-game winning streak, the longest in program history, and were ranked as high as No. 11 in the nation. The Bears would capture just the third SAC Tournament title in program history and advanced to just the second NCAA Tournament appearance in team history. Risdon was the catching coach and assisted with hitting and recruiting. In 2022 the Bears broke multiple offensive records such as: home runs, runs, RBIs, walks, HBPs, hits, as well as many other team records. The Bears season was capped off with their senior catcher, Nick Clarno, signing with the Atlanta Braves.

Risdon began his coaching career as the Director of Baseball Operations with WIU in August 2015 and served in that role for one season before being named the program's graduate assistant. After finishing his Master in Sports Management in May 2017, Risdon earned the title of assistant coach and recruiting coordinator prior to the 2018 campaign. Risdon was primarily responsible for catchers and assisted with hitting and infielders while also serving as the third base coach. Risdon helped with defensive positioning and discussed hitting approach with players during game review. Risdon also helped with administrative duties such as: travel, team meals, fundraising, scouting, and monitoring student-athlete academic eligibility.

Risdon played in 40 career games for Western Illinois. He earned his bachelor's degree in exercise science in 2015.

JUSTIN MITCHELL

ASSISTANT COACH: HITTING

Justin Mitchell joined the Lobo Family in August of 2023 and he serves as assistant coach. He coaches UNM's catchers as well as hitting for head coach Tod Brown.

In his first season as UNM's hitting coach, the Lobos wrapped up the regular season as the MW's statistical leaders in batting average (.323), slugging % (.521) and on-base % (.426) as well as runs (448), hits (588), RBI (415), total bases (947) and walks (285). They ranked No. 8 in the nation in average at the conclusion of the season.

Mitchell spent the 2023 season as a graduate assistant coach at K-State under Pete Hughes. The 2023 Wildcats went 35-24 and advanced to the semifinals of the Big 12 Championship. His G.A. stint came after he played one season at K-State, hitting .308 with five homers and 22 RBIs over 52 games, playing catcher as a grad transfer. Mitchell played four seasons at Oklahoma, where he graduated. Over his time he played in 116 games, hitting .261 with two homers and 38 RBIs. He recorded 991 career putouts as a catcher.

He graduated from Oklahoma in 2022.

NEW MEXICO 2025 FIELDING STATS

Player	c	po	a	e	fld%	dp	sba	csb	sba%	pb	ci
47 OTT, Ethan	384	362	22	0	1.000	31	0	0	---	0	0
24 WILLIAMS, Brodey	234	205	29	0	1.000	0	33	10	.767	2	0
12 ASBY, Will	95	95	0	0	1.000	0	0	0	---	0	0
20 BANISTER, Luke	45	42	3	0	1.000	1	7	3	.700	4	0
10 ORIACH, Jordy	17	17	0	0	1.000	0	0	0	---	0	0
33 PURSER, Daxton	13	2	11	0	1.000	1	9	3	.750	0	0
34 BARNHOUSE, Josh	10	2	8	0	1.000	0	3	1	.750	0	0
7 WHITE, Tommy	9	4	5	0	1.000	0	3	1	.750	0	0
5 MILLER, Shane	7	4	3	0	1.000	1	0	0	---	0	0
27 LOPEZ, David	5	1	4	0	1.000	0	2	1	.667	0	0
25 WISEMAN, Luke	5	3	2	0	1.000	0	5	0	1.000	0	0
39 CASTILLO, Ryan	4	1	3	0	1.000	0	3	4	.429	0	0
6 MCBROOM, Brian	4	2	2	0	1.000	0	0	0	---	0	0
35 MONTEFORTE, Presley	3	1	2	0	1.000	0	2	2	.500	0	0
13 ROMERO, Matt	2	0	2	0	1.000	0	2	0	1.000	0	0
49 MESSMORE, Jack	1	0	1	0	1.000	0	3	0	1.000	0	0
15 WALKER, Khalil	133	132	0	1	.992	0	0	0	---	0	0
43 TRUJILLO, Gene	58	55	2	1	.983	5	0	0	---	0	0
29 HERD, Caleb	148	136	9	3	.980	0	12	4	.750	1	0
2 BRASS, Cooper	91	37	52	2	.978	11	0	0	---	0	0
4 WOOD, Tye	63	60	1	2	.968	0	0	0	---	0	0
3 WASLEFSKY, Karsen	168	46	115	7	.958	26	0	0	---	0	0
9 MCALISTER, Josh	198	64	124	10	.949	18	0	0	---	0	0
26 MANSY, Luke	73	24	43	6	.918	7	0	0	---	0	0
23 CUNNINGHAM, Ty	9	5	3	1	.889	0	2	0	1.000	0	0
8 ALVAREZ, Diego	9	2	6	1	.889	0	6	2	.750	0	0
14 CARRIS, Akili	81	26	45	10	.877	2	0	0	---	0	0
48 NEIL, Andrew	12	7	3	2	.833	0	0	0	---	0	0
31 PENGELLY, Dayne	8	1	5	2	.750	1	6	4	.600	0	0
17 MOGEN, Cristian	3	0	2	1	.667	1	2	1	.667	0	0
11 CORNELIUS, Matt	3	0	2	1	.667	0	0	1	.000	0	0
19 STILL, Justin	2	1	0	1	.500	1	2	0	1.000	0	0
38 LEHMBECK, Blake	0	0	0	0	.000	0	0	0	---	0	0
22 BAKER-LIVINGSTON,Be	0	0	0	0	.000	0	1	0	1.000	0	0
42 BELL, Blake	0	0	0	0	.000	0	1	0	1.000	0	0
16 ORIGER, Grant	0	0	0	0	.000	0	0	0	---	0	0
Totals	1897	1337	509	51	.973	38	52	20	.722	7	0
Opponents	1825	1318	450	57	.969	40	34	14	.708	7	0

Hitting minimums - 1 Games 1 AB 2.0 AB/Game 1 TPA 2.0 TPA/Game
Pitching minimums - 1 Games 0.7 IP/Game

NEW MEXICO 2025 COMBINED STATS

Record: 30-22 Home: 19-8 Away: 9-13 Neutral: 2-1 MW: 17-13

Date	Opponent		Score
2/14	vs Austin Peay	W	9-6
2/15	vs UC Irvine	L	4-18
2/16	vs Seton Hall	W	5-3
2/18	at Arizona	L	0-10
2/21	N. COLORADO	L	15-16
2/22	N. COLORADO	L	11-15
2/22	N. COLORADO	W	13-4
2/23	N. COLORADO	W	12-7
2/25	NM STATE	W	7-0
2/28	RHODE ISLAND	L	13-14
3/1	RHODE ISLAND	W	15-14
3/2	RHODE ISLAND	W	8-4
3/2	RHODE ISLAND	W	10-9
3/7	at Tarleton State	L	4-10
3/8	at Tarleton State	L	0-4
3/8	at Tarleton State	L	6-9
3/9	at Tarleton State	L	3-4
*3/14	UNLV	W	12-6
*3/15	UNLV	W	13-3
*3/16	UNLV	W	11-8
*3/21	at Nevada	W	6-4
*3/22	at Nevada	L	4-20
*3/23	at Nevada	L	5-7
3/25	GRAND CANYON	W	12-10
*3/28	AIR FORCE	W	7-4
*3/29	AIR FORCE	W	12-7
*3/30	AIR FORCE	L	1-7
4/1	at NM State	W	15-10
*4/4	at Fresno State	L	5-12
*4/5	at Fresno State	L	3-11
*4/6	at Fresno State	L	7-13
4/8	TEXAS TECH	W	15-5
*4/11	WASHINGTON STATE	W	10-9
*4/12	WASHINGTON STATE	W	24-14
*4/13	WASHINGTON STATE	L	11-16
4/15	at NM State	W	12-10
*4/17	at UNLV	W	13-7
*4/18	at UNLV	L	3-10
*4/19	at UNLV	W	6-3
4/22	NM STATE	W	7-6
*4/25	SAN JOSE STATE	W	25-5
*4/26	SAN JOSE STATE	W	19-3
*4/27	SAN JOSE STATE	L	12-14
*5/2	at San Diego State	W	9-7
*5/3	at San Diego State	W	9-8
*5/4	at San Diego State	W	15-7
*5/9	at Air Force	L	9-14
*5/10	at Air Force	W	9-6
*5/11	at Air Force	L	4-5
*5/15	FRESNO STATE	L	5-7
*5/16	FRESNO STATE	L	10-11
*5/17	FRESNO STATE	W	12-10

Player	avg	slug	ob%	g	ab	r	h	2b	3b	hr	rbi	bb	so	sb	cs	e
WALKER, Khalil	.397	.593	.457	52	194	48	77	16	5	4	34	18	23	2	3	1
ORIACH, Jordy	.395	.762	.476	51	210	65	83	25	2	16	63	28	28	1	1	0
MCALISTER, Josh	.371	.725	.456	46	167	44	62	9	1	16	42	21	48	14	1	10
OTT, Ethan	.368	.741	.462	47	185	48	68	22	1	15	56	27	48	0	1	0
CARRIS, Akili	.341	.449	.379	45	167	33	57	13	1	1	44	11	31	1	2	10
ASBY, Will	.340	.623	.415	50	215	58	73	20	1	13	55	27	37	1	0	0
WOOD, Tye	.327	.526	.459	47	156	53	51	14	1	5	32	34	43	7	1	2
WASLEFSKY, Karsen	.288	.453	.355	44	139	32	40	6	1	5	31	13	24	3	3	7

MANSY, Luke	.357	.476	.482	34	84	23	30	7	0	1	23	19	9	0	0	6
NEIL, Andrew	.308	.596	.393	29	52	16	16	1	1	4	12	4	16	0	0	2
WILLIAMS, Brodey	.287	.446	.393	31	101	18	29	10	0	2	15	18	24	1	1	0
BRASS, Cooper	.284	.370	.371	37	81	17	23	4	0	1	12	12	12	3	1	2
HERD, Caleb	.274	.468	.405	26	62	17	17	0	0	4	16	14	16	0	0	3
TRUJILLO, Gene	.214	.429	.389	25	42	9	9	0	0	3	9	8	16	1	0	1
BANISTER, Luke	.167	.300	.257	13	30	5	5	1	0	1	8	4	11	0	0	0
MILLER, Shane	.000	.000	.286	3	4	1	0	0	0	0	3	2	2	0	0	0
Totals	.339	.576	.427	52	1889	487	640	148	14	91	455	260	388	34	14	51
Opponents	.321	.517	.410	52	1868	446	599	151	34	49	417	238	392	52	20	57

LOB - Team (443), Opp (435). DPs turned - Team (38), Opp (40). IBB - Team (6), MCALISTER, J 2, ORIACH, J. 2, MANSY, L. 1, TRUJILLO, G. 1, Opp (3). Picked off - WOOD, T. 1.

Player	era	w-l	app	gs	cg	sh	sv	ip	h	r	er	bb	so	avg	hr
WHITE, Tommy	4.95	2-0	18	0	0	0	1	36.1	42	21	20	17	32	.296	4
BARNHOUSE, Josh	5.95	4-1	27	0	0	0	1	42.1	51	29	28	15	29	.307	5
PURSER, Daxton	7.32	3-4	16	10	0	0	1	67.2	80	62	55	29	79	.287	9
PENGELLY, Dayne	8.50	3-2	12	11	0	0	0	42.1	59	46	40	30	35	.331	2
CASTILLO, Ryan	8.65	4-4	12	9	1	0	0	42.2	67	44	41	13	39	.354	4

WISEMAN, Luke	4.55	4-0	24	0	0	0	1	29.2	39	21	15	12	25	.300	2
CUNNINGHAM, Ty	5.91	2-2	21	0	0	0	10	32.0	32	21	21	22	26	.258	0
MOGEN, Cristian	8.18	2-1	8	7	0	0	0	22.0	28	22	20	11	24	.315	2
MONTEFORTE, Presley	8.60	2-2	10	5	0	0	0	30.1	46	31	29	16	23	.346	2
LOPEZ, David	9.37	1-2	4	4	0	0	0	16.1	20	19	17	9	14	.294	3
ALVAREZ, Diego	9.69	1-3	8	4	0	0	1	26.0	36	28	28	8	20	.321	5
CORNELIUS, Matt	11.48	1-0	8	0	0	0	0	13.1	19	21	17	14	13	.339	3
STILL, Justin	12.00	1-0	6	0	0	0	0	6.0	10	9	8	7	7	.385	0
MESSMORE, Jack	14.00	0-1	11	0	0	0	0	18.0	35	31	28	11	11	.412	4
ROMERO, Matt	14.00	0-0	12	1	0	0	0	9.0	17	14	14	8	5	.395	1
MCBROOM, Brian	17.47	0-0	7	0	0	0	0	5.2	10	11	11	5	5	.417	1
LEHMBECK, Blake	18.00	0-0	1	0	0	0	0	1.0	1	2	2	0	0	.333	0
BELL, Blake	20.25	0-0	3	0	0	0	0	2.2	3	6	6	5	3	.300	2
BAKER-LIVINGSTON,Ben	27.00	0-0	2	1	0	0	0	1.1	2	4	4	5	1	.333	0
ORIGER, Grant	36.00	0-0	2	0	0	0	0	1.0	2	4	4	1	1	.400	0
Totals	8.24	30-22	52	52	1	1	15	445.2	599	446	408	238	392	.321	49
Opponents	8.81	22-30	52	52	0	2	7	439.1	640	487	430	260	388	.339	91

PB - Team (7), BANISTER, L. 4, WILLIAMS, B. 2, HERD, C. 1, Opp (7). Pickoffs - Team (4), ALVAREZ, D. 1, PURSER, D. 1, MONTEFORTE 1, CORNELIUS, M 1, Opp (1). SBA/ATT - WILLIAMS, B. (33-43), HERD, C. (12-16), PURSER, D. (9-12), PENGELLY, D. (6-10), BANISTER, L. (7-10), ALVAREZ, D. (6-8), CASTILLO, R. (3-7), WISEMAN, L. (5-5), WHITE, T. (3-4), BARNHOUSE, J (3-4), MONTEFORTE (2-4), MESSMORE, J. (3-3), MOGEN, C. (2-3), LOPEZ, D. (2-3), STILL, J. (2-2), ROMERO, M. (2-2), CUNNINGHAM (2-2), BAKER-LIVING (1-1), BELL, B. (1-1), CORNELIUS, M (0-1).

Score by innings	1	2	3	4	5	6	7	8	9	EX	Total
New Mexico	68	54	59	68	59	61	41	45	24	8	487
Opponents	47	53	65	34	66	45	58	43	30	5	446

Win-loss breakouts: Day 17-18; Night 13-4; vs Left 6-2; vs Right 24-20;
1-run games 5-5; 2-run games 6-3; 5+run games 13-11; Extra inns 2-1; Shutouts 1-2.
Current streak: Won 1; Longest winning streak: 4; Longest losing streak: 4.
Attendance: Home 14621 (avg 584); Away 18702 (avg 748); Total 33323 (avg 666).