



6-TIME NCAA REGIONAL QUALIFIER - 95 MLB DRAFT PICKS - 28 ALL-AMERICANS

# new mexico BASEBALL

## 2025 GAME NOTES

@UNMLOBOBASEBALL

### GAMES 50-52



#### NEW MEXICO LOBOS (29-20, 16-11 MW) RPI 124

Head Coach: Tod Brown, 4th season (104-104 UNM) [445-454 overall]  
2024 Home: 18-10 | Away: 7-10 | Neutral: 2-4 | 2024 Final RPI: #202  
UNM All-Time Series vs. FS: 36-39-1 | H: 23-11 | A: 12-26-1 | N: 1-2



#### VS FRESNO STATE (26-26, 16-11 MW) RPI 138

MAY 15-17 | ALBUQUERQUE, N.M. | SANTA ANA STAR FIELD  
Head Coach: Ryan Overland, 3rd season (89-82, .520)  
2024 Record: 33-29 (16-14 MW)

### LEADING OFF...

New Mexico Baseball returns to Santa Ana Star Field for its final – and highest-stakes – weekend series of the 2025 season when the Lobos host Fresno State (25-26, 16-11 MW) for three games with Mountain West Tournament and regular season title implications.

Winners of seven of their last 10, the Lobos dropped into a tie for second place in the league standings after their streak of four consecutive series wins was snapped on the road at Air Force last weekend. They're now dead even with the Bulldogs ahead of their meeting this weekend, with both teams one game behind first-place Nevada (30-20, 17-10 MW). Either team could still secure at least a share of the regular-season Mountain West title – and a first-round bye at next week's Mountain West Tournament – with a series win. UNM is guaranteed the No. 2 seed with a series win and would share the title with Nevada if they win one more game than the Wolf Pack this week. They'd win the regular season title outright if they win two more games than Nevada. New Mexico hasn't won the Mountain West pennant since 2017, when they went 30-27-1 overall and 19-9-1 in conference play under Coach Ray Birmingham.

Heading into the final week of the regular season, UNM leads the nation in team batting average (.338) and doubles (133 / 2.71 per game) for the third week in a row – they also rank No. 1 in total hits (598), No. 4 in slugging (0.573), No. 6 in scoring (9.4), No. 8 in runs (460), No. 14 in on-base percentage (.427) and 16th in homers per game (1.73). while cracking the Top 100 in the nation in in triples per game (54th, 0.29), total base on balls (97th, 245).

All of this weekend's series at Santa Ana Star Field will be available to stream free via the MW Network

#### NCAA D-I STAT RANKINGS (5/13)

Stat	Rank	Value
Batting Average	1	0.338
Home Runs Per Game	16	1.73
Doubles Per Game	1	2.71
Triples Per Game	T-51	0.29
Slugging Percentage	4	0.573
On Base Percentage	14	0.427
Scoring	6	9.4
Double Plays Per Game	96	0.73

at GoLobos.com/Watch, with live stats, streaming options and more available via GoLobos.com/BSBGameDay. Follow @UNMLoboBaseball on IG, X and Facebook for comprehensive coverage, promotional updates, behind-the-scenes content and more.

#### ALL-TIME SERIES

- UNM trails the all-time series by a three-game margin (36-39-1) with a 23-11 edge in home matchups and a 12-26-1 mark on the road.
- Fresno snapped a four-game losing streak to the Lobos last season, winning three of four matchups, before sweeping the Lobos in their first series this year at home.

#### TOP BATTING TEAM IN THE NATION

New Mexico leads the entirety of NCAA D-I in team batting average (.338), doubles (133 / 2.71 per game) and total hits (598) for the third week in a row. Four different Lobos rank among the Top 150 in the nation in individual batting average -- Jordy Oriach (#20, .403), Khalil Walker (#38, .388), Ethan Ott (#103, .368) and Josh McAlister (#128, .364) -- they rank Nos. 1, 3, 4 and 5 in the Mountain West.

CONTINUED ON PAGE 2

### 2025 SCHEDULE

29-20 16-11 18-6 9-13 2-1

W-L MW H A N

DATE	OPPONENT	TIME(MT)
2/14	vs. Austin Peay <sup>^</sup>	W, 9-6
2/15	vs. UC Irvine <sup>^</sup>	L, 4-18
2/16	vs. Seton Hall <sup>^</sup>	W, 5-3
2/18	Arizona	L, 0-10 (7)
2/21	N. Colorado	L, 15-16
2/22	N. Colorado <sup>DH</sup>	L, 11-15
2/22	N. Colorado <sup>DH</sup>	W, 13-4
2/23	N. Colorado	W, 12-7
2/25	New Mexico St.	W, 7-0
2/28	Rhode Island	L, 13-14
3/1	Rhode Island	W, 15-14
3/2	Rhode Island <sup>DH</sup>	W, 8-4 (7)
3/2	Rhode Island <sup>DH</sup>	W, 10-9
3/7	Tarleton	L, 4-10
3/8	Tarleton <sup>DH</sup>	L, 0-4 (7)
3/8	Tarleton <sup>DH</sup>	L, 6-9
3/9	Tarleton	L, 3-4
3/14	UNLV*	W, 12-6
3/15	UNLV*	W, 13-3 (8)
3/16	UNLV*	W, 11-8
3/21	Nevada*	W, 6-4 (12)
3/22	Nevada*	L, 4-20 (7)
3/23	Nevada*	L, 5-7
3/25	Grand Canyon	W, 12-10
3/28	Air Force*	W, 7-4
3/29	Air Force*	W, 12-7
3/30	Air Force*	L, 1-7
4/1	New Mexico St.	W, 15-10
4/4	Fresno St.*	L, 5-12
4/5	Fresno St.*	L, 3-11
4/6	Fresno St.*	L, 7-13
4/8	Texas Tech	W, 15-5 (8)
4/11	Washington St.*	W, 10-9
4/12	Washington St.*	W, 24-14 (7)
4/13	Washington St.*	L, 11-16
4/15	New Mexico St.	W, 12-10
4/17	UNLV*	W, 13-7
4/18	UNLV*	L, 3-10
4/19	UNLV*	W, 6-3
4/22	New Mexico St.	W, 7-6
4/25	San Jose St.*	W, 25-5 (7)
4/26	San Jose St.*	W, 19-3 (7)
4/27	San Jose St.*	L, 12-14
5/2	San Diego St.*	W, 9-7 (10)
5/3	San Diego St.*	W, 9-8
5/4	San Diego St.*	W, 15-7
5/9	Air Force*	L, 9-14
5/10	Air Force*	W, 9-6
5/11	Air Force*	L, 4-5
5/15	Fresno St.*	6 PM
5/16	Fresno St.*	2 PM
5/17	Fresno St.*	12 PM
5/21-25	MW Tournament	—

<sup>^</sup> - MLB DESERT INVITATIONAL  
FIRST TWO GAMES AT SLOAN PARK (MESA, AZ).  
THIRD AT SALT RIVER FIELDS (SCOTTSDALE, AZ).  
\* - MOUNTAIN WEST CONFERENCE GAME  
HOME GAMES IN BOLD



REGIONAL APPEARANCES

1962 2010 2011  
2012 2013 2016



REGULAR SEASON CHAMPIONS  
TOURNAMENT CHAMPIONS

1962 2000 2011  
2011 2012 2013  
2014 2016 2017

# UNIVERSITY OF NEW MEXICO

Location	Albuquerque, N.M.
Founded	1889
Enrollment	8,800
Nickname	Lobos
Colors	Cherry and Silver
Affiliation	NCAA Division I
Conference	Mountain West
President	Garnett Stokes
Dir. of Athletics	Fernando Lovo
Faculty Rep.	Karen Gaudreault
Athletics Phone	(505) 925-5521
Ticket Ops.	(505) 925-5627

## BASEBALL STADIUM

Home Field	Santa Ana Star Field
Capacity	1,000
Dimensions	338 (LF); 408 (LC); 420 (CF); 408 (RC) 338 (RF)

## LOBO BASEBALL HISTORY

First Season	1899
Overall Record	1989-1835-18 (.520)
Overall MW Record	366-286-1 (.564)
Years in NCAA Postseason	6 (1962, 2010, '11, '12, '13, '16)
Conference Titles	7 (1962, 2000, '11, '12, '13, '14, '17)
Conference Tournament Titles	3 (2011, '12, '16)

## COACHING STAFF

Head Coach	Tod Brown
Years at UNM	4th season
Record at UNM	105-105 (4 yr.)
Overall Record	445-454 (18 yrs.)
Asst. Coach / Pitching	Michael Lopez
Years at UNM	4th season
Asst. Coach / Recruiting	Matt Risdon
Years at UNM	3rd season
Asst. Coach (Hitting)	Justin Mitchell
Years at UNM	2nd season
Dir. of Ops / Player Development	Tyler McPeak
Years at UNM	1st season
Athletic Trainer	Robert Rimorin

## 2024 REVIEW

Overall Record	28-26
MWC Record (Finish)	17-13 (2nd)
Home Record	18-10
Away Record	8-12
Neutral Record	2-4
Starters Returning/Lost	7/7
Pitchers Returning/Lost	10/8
Letterwinners Returning/Lost	23/15
Newcomers	17

# THROUGH THE ORDER (PROJECTED LINEUP)

NO.	PLAYER	YR/POS	BA	SLG	OBP	G/AB	R	H	2B	3B	HR	RBI	BB	SO
4	Tye Wood	SR/OF	.319	.525	.458	44/141	50	45	12	1	5	30	32	37
12	Will Asby	SR/OF	.348	.647	.422	47/201	56	70	19	1	13	52	25	32
10	Jordy Oriach	JR/OF	.403	.770	.483	48/196	61	79	23	2	15	60	26	27
47	Ethan Ott	SR/DH	.368	.708	.466	44/171	44	63	20	1	12	48	26	44
26	Luke Mansy	SR/INF	.364	.481	.495	32/77	23	28	6	0	1	21	19	7
14	Akili Carris	JR/INF	.325	.425	.355	42/160	31	52	11	1	1	43	8	31
24	Brodey Williams	JR/C	.295	.463	.405	29/95	18	28	10	0	2	15	18	23
3	Karsen Waslefsky	JR/INF	.292	.462	.363	41/130	31	38	5	1	5	31	13	24
15	Khalil Walker	SR/OF	.388	.585	.447	49/183	44	71	14	5	4	30	16	23

## OTHER KEY HITTERS

NO.	PLAYER	YR/POS	BA	SLG	OBP	G/AB	R	H	2B	3B	HR	RBI	BB	SO
2	Cooper Brass	R-FR/INF	.291	.380	.379	34/79	16	23	4	0	1	12	12	12
9	Josh McAlister	SR/INF	.364	.695	.456	43/154	41	56	7	1	14	39	20	48
29	Caleb Herd	JR/C	.263	.474	.405	23/57	15	15	0	0	4	16	14	14
43	Gene Trujillo	FR/1B	.214	.429	.365	23/42	9	9	0	0	3	9	6	16
48	Andrew Neil	SR/UTL	.320	.620	.407	26/50	15	16	1	1	4	12	4	15

\*Stats are for 2025 season

#	Team	G	AB	H	BA
1	New Mexico	49	1,769	598	0.338
2	Austin Peay	52	1,771	597	0.337
3	Central Conn. St.	39	1,346	453	0.337
4	George Mason	52	1,765	587	0.333
5	High Point	52	1,828	606	0.332
6	UTSA	47	1,608	527	0.324
7	Arizona State	44	1,522	492	0.322
8	UCF	48	1,678	535	0.319
9	Kent State	46	1,544	492	0.319
10	Florida State	49	1,654	526	0.318

## TY CUNNINGHAM NAMED TO NCBWA STOPPER OF THE YEAR WATCH LIST

A day after collecting his 10th save of the season as New Mexico completed a season sweep of in-state rivals N.M. State, Lobos closer Ty Cunningham has been named to the National College Baseball Writers' Association's Stopper of the Year Midseason Watchlist.

Cunningham's 10 saves lead the Mountain West so far this season and rank No. 6 in the nation – he's just one away from matching a UNM single-season record of 11 that has been untouched since 1985 (Ed Bartholomew). He's only the fourth Lobo in program history to record double-digit saves in the same season since it became an official statistic in 1981.

## RAKING AT HOME

• The Lobos are 18-6 in home games at Santa Ana Star Field this year and batting .392 with an average of 14.0 runs and 16.3 hits per nine innings in those games. Their .750 winning percentage at home so far this season would be the second-best in any season with 15 or more games in the 12 years since Santa Ana Star Field became the Lobos' home venue. UNM went 14-2 (.875) in their first season calling SAS Field home in 2013.

• UNM notched its 200th win at Santa Ana Star Field last Tuesday.

## 2025 SEASON SO FAR

Current MW placing	T-2nd
Current streak	L-1
Longest win streak	4, 3/14-21 & 4/19-26
Longest loss streak	4, 3/7-9
Overall series (3+ games)	7-4-1
MW series	6-3
Home series	5-1
Away series	2-4
Sweeps	2-1
Last 5	3-2
Last 10	7-3
Series openers	7-5
Series finales	5-7
Weekends (Fri/Sat/Sun)	22-19
Weekdays (Mon-Thu)	7-1
Day games (before 6 p.m.)	17-18
Night games (6 p.m. or later)	12-2
vs. Top-100 RPI	2-2

## UNM ALL-TIME AT S.A.S FIELD

YEAR	W	L	T	PCT.
2013	14	2	0	.875
2014	23	8	1	.734
2015	20	10	0	.667
2016	19	8	0	.704
2017	19	10	0	.655
2018	11	14	1	.442
2019	14	16	0	.467
2020	9	1	0	.900
2021	9	6	0	.600
2022	11	13	0	.458
2023	17	10	0	.630
2024	18	10	0	.640
2025	18	6	0	.750
Total	202	114	2	.636

• The Lobos currently have the most home wins (18) in the Mountain West and the highest home win percentage (.750).

• Jordy Oriach hits for even more power at 5,300 feet above sea level – he's slugging .897 at home (.777 overall) with 13 doubles, two triples and eight homers in Albuquerque. He leads four Lobos that are batting above .400 at home this season ahead of Khalil Walker (.473), Ethan Ott (.419), Josh McAlister (.415) and Karsen Waslefsky (.400).

• RHP Josh Barnhouse has a 2.35 ERA at home across 12 appearances (23 IP), compiling a 3-0 record in those games.

## EARLY RETURNS

### *Walker & Asby Named Preseason All-MW; Lobo Baseball Tabbed Fourth in Coaches' Poll:*

• Outfielders Khalil Walker and Will Asby were named to the All-Conference Preseason Team and New Mexico was one of three teams tied for fourth in the Mountain West Preseason Coaches' Poll released Monday ahead of the 2025 baseball season.

• Walker and Asby – who both were All-MW selections after their first season at UNM in 2024 – make UNM one of four teams with multiple preseason all-league selections.

• With 27 points, the Lobos are tied for fourth alongside UNLV (1 first-place vote) and San Diego State, the third season in a row in which they've improved their preseason rank. Before the 2023 season, UNM was picked to finish seventh and ultimately finished fifth — before the 2024 season, they were voted fifth and closed out the regular season one game out of sharing a regular-season championship with Air Force.

### *Asby Named to D1Baseball.com's Top 100 Outfielders:*

• Senior Will Asby clocked in at No. 91 in the nation on D1Baseball.com's National Outfielders Rankings released last week. In his first season with the Lobos in 2024, Asby entered the outlet's midseason Top 100 Outfielder rankings at No. 94 after not being ranked heading into the season.

• Last season, Asby ranked second in the league in runs scored (59), eighth in slugging (.601) and ninth in total hits (71), breaking the program record for single-season grand slams with four – he needs one more to match Mark Wulfert's career record of five.

### *"Keep an Eye On" New Mexico in Mountain West Race:*

• D1Baseball.com slated New Mexico as the team to "Keep an eye on" in this year's Mountain West race behind preseason favorite Fresno State, citing improved pitching depth and a host of high-level hitters returning.

• "This year's team has a chance at making [an NCAA Regional] with five returnees who hit .300-plus, two returning weekend starters on the mound and five key pieces in the bullpen also coming back to campus."

## A LOOK AT THE SCHEDULE

- The 53-game schedule, including 30 Mountain West Conference games, opens up at the MLB Desert Invitational in Arizona (Feb. 14-16) and concludes with a conference weekend series at home vs. Fresno State (May 15-17). In that span, the Lobos will face four different teams that reached NCAA Regionals last spring – Arizona, UC Irvine, Grand Canyon and Fresno State – nine times.

- In total, UNM will play 27 games at Santa Ana Star Field in Albuquerque and 26 games on the road throughout the regular season, with 18 games against seven opponents that ranked in the Top 150 in the nation in last season's final RPI rankings.

- Should the Lobos stand among the top six teams in the Mountain West standings upon the conclusion of that weekend, they'll earn a berth to the expanded MWC Baseball Championships May 21-25, hosted this year in Mesa, Ariz.

## ESTABLISHED HITTING

UNM holds the nation's 2nd-ranked batting average since 2014, a .307 clip in the last 10 seasons. The Lobos hit .319 to rank 7th nationally in 2024.

### **DIVISION I BATTING AVERAGES (2014-24)**

1 Jackson State .308	11 Georgia Tech .296
2 <b>New Mexico .307</b>	12 UNLV .296
3 Morehead State .307	13 Louisville .295
4 UNC Greensboro .302	14 Austin Peay .295
5 New Mexico State .301	15 Tennessee Tech .294
6 Alabama State .301	16 Texas Tech .294
7 Arizona .299	17 Grand Canyon .293
8 Virginia .298	18 Sam Houston .292
9 Air Force .298	19 Oral Roberts .292
10 Wofford .298	20 San Diego .292

## YOUR 2025 LOBOS ROSTER

– UNM's 2025 roster includes 13 returning players with 17 newcomers – the Lobos return seven position players who appeared in at least 20 games in 2024 while losing seven.

– Of the Lobos' newcomers, five are freshmen and 12 are transfers – nine transfers are from junior colleges and three from four-year institutions.

– 30 players are upperclassmen – 15 seniors and 15 juniors – the most upperclassmen Brown has had on a roster in Albuquerque.

## PRESEASON MWC COACHES' POLL

### 2025 PREDICTED ORDER OF FINISH

RANK	SCHOOL (1st Place Votes)	PTS
1.	Fresno State (6)	43
2.	Nevada	35
3.	Washington State (1)	30
4.	UNLV (1)	27
4.	<b>New Mexico</b>	<b>27</b>
4.	San Diego State	27
7.	Air Force	19
8.	San José State	16

## PRESEASON ALL-MWC

NAME	YR.	POS.	SCHOOL
Chase Spencer	Sr.	OF/P	Air Force
Jack Anker	Jr.	P	Fresno State
Victor Arreola	Jr.	P	Fresno State
Murf Gray	Jr.	INF	Fresno State
Eddie Saldivar	Sr.	INF	Fresno State
Michael Ball	Sr.	INF	Nevada
Taylor Holder	Sr.	OF	Nevada
Ethan O'Neal	Sr.	P	Nevada
<b>Will Asby</b>	<b>Gr.</b>	<b>OF</b>	<b>New Mexico</b>
<b>Khalil Walker</b>	<b>Jr.</b>	<b>OF</b>	<b>New Mexico</b>
Finley Bates	So.	INF	San Diego st.

## PROGRAM-BUILDING RESUME

– In his first five seasons as head coach at North Dakota State, Brown's teams improved their winning percentage in each season, going from 15-30 (.333) in his first season in 2008 to 40-20 (.667) in 2012 and finishing each of the next nine seasons above .400. The Bison reached the Summit League tournament eight times in that span, advancing to NCAA Regionals in 2014 and 2021.

– He's done the same in each of his first three years in Albuquerque, improving from 21-33 (10-20 MW) in 2022 to 26-25 (13-17 MW) in 2023 to 28-26 (17-13 MW) in 2024.

– Brown coached the Bison to 40-win seasons in 2012 and 2021.

– In Brown's second season at UNM, the Lobos improved to 26-25 from 21-33 the year prior, with the highest team batting average since 2013 (.328) and lowest team ERA since 2016 (5.95). They finished 28-26 on the season (28-24 in regular-season games) the following season in 2024.

– In 16 seasons as a D-I Head Coach, Brown has finished the season above .400 13 times and above .500 seven times – the only three seasons in which he's finished below .400 were his first two years in Fargo (2008, 2009) and his first season in Albuquerque (2022).

## 2024 REVIEW / 2025 PREVIEW

The Lobos improved their overall record for the second year in a row in 2024 en route to their first Mountain West Tournament berth since 2017, going 28-26 and 17-13 in Mountain West play. UNM wrapped up the season ranked among the nation's most productive offensive teams, posting the seventh-highest team batting average (.319) in the nation while ranking among the Top 50 in team slugging (No. 31, .515), on-base percentage (No. 13, .421), doubles per game (No. 17, 2.24), triples per game (T-No.40, 0.30) and runs per game (No. 25, 8.4).

Heading into Head Coach Tod Brown's fourth year at the helm, the Lobos return four of their top six batters by average – including 2024 MW batting and on-base leader Khalil Walker and fellow All-MW outfielder Will Asby – as well as three starting pitchers that saw significant weekend action last season in Dayne Pengelly (11 GS, 50 IP), David Lopez (11 GS, 65.1 IP) and Daxton Purser (7 GS, 35 IP).

This season, with Washington State joining as an affiliate member for baseball, the Mountain West is an eight-team league for the first time since in conference's history. With the addition of the Cougars, the conference tournament will expand to six teams for the first time since 2016, when UNM last won the tournament to secure an automatic bid to the NCAA Tournament. This year's MW Baseball Championship will also be the first hosted at a neutral-site, set for May 21-25 in Mesa, Ariz.

### **2024 FINAL MOUNTAIN WEST STANDINGS**

School	MW	CPCT.	Overall	PCT.	Streak
1. Air Force	18-12	.600	27-28	.491	L2
2. <b>New Mexico</b>	<b>17-13</b>	<b>.567</b>	<b>28-26</b>	<b>.519</b>	<b>L2</b>
3. Fresno State	16-14	.533	32-27	.542	W3
4. Nevada	16-14	.533	25-26	.490	W1
5. San José St.	16-14	.533	24-32	.429	L1
6. UNLV	12-18	.400	26-26	.500	L2
7. San Diego St.	10-20	.333	17-37	.315	L1



# NOTES, CONTINUED

• In games played in cities at 3,900 feet or higher above sea level, the Lobos are 21-8 (.724), batting .377 as a team.

## LONG BALL LOBOS

Through 49 games this season, 15 different players have combined for 85 home runs. UNM is averaging 1.73 homers per game so far this season, remaining at No. 16 in the nation after moving up in each of the last five weeks among the nation's home run team leaders.

After going yard twice last weekend, Jordy Oriach is second in the Mountain West in total homers with 15. Josh McAlister (14) and Will Asby (13) are just behind, while Ethan Ott (12), Tye Wood (5), Andrew Neil (4), Caleb Herd (4), Karsen Waslefsky (5), Gene Trujillo (3) and Khalil Walker (4) all have multiple, with Cooper Brass hitting his first career homer two weeks ago at SDSU.

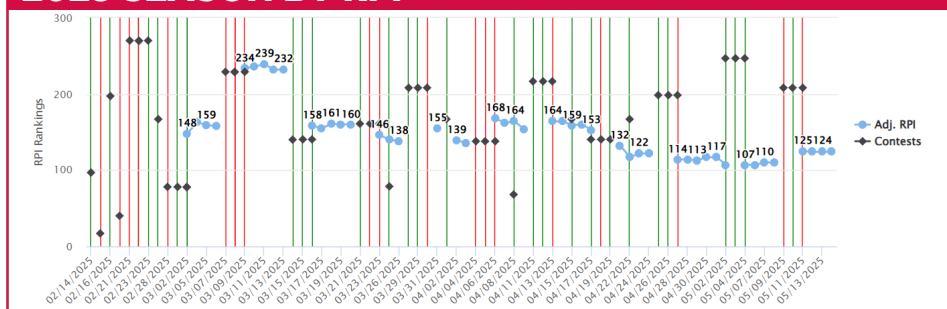
The Lobos moved up to No. 4 on the all-time single season list with seven homers last weekend -- they're now just eight away from matching the UNM single-season record set in 2003 and nine away from surpassing it.

## UNM SINGLE-SEASON HOMERS

### ALL-TIME TOP 10

1. 93.....	2003
2. 91.....	1998
3. 87.....	2023
4. 85.....	1999
<b>4. 85.....</b>	<b>2025</b>
5. 82.....	2005
6. 75.....	2004
7. 72.....	2024
8. 70.....	1985
9. 69.....	2005
10. 67.....	2022

## 2025 SEASON BY RPI



## ALL-TIME VS. FRESNO ST.

**SERIES RECORD: 36-39-1**

**H: 23-11 | A: 12-26-1 | N: 1-2**

1960	Los Angeles, Calif.	L, 2-9	3/10/18	Fresno, Calif.	L, 1-5
3/31/72	Fresno, Calif.	L, 2-9	3/11/18	Fresno, Calif.	L, 4-5
3/18/92	Fresno, Calif.	L, 4-9	4/6/18	Albuquerque, N.M.	L, 5-15
3/28/98	Fresno, Calif.	L, 4-7	4/7/18	Albuquerque, N.M.	L, 6-7
3/29/98	Fresno, Calif.	L, 1-7	4/8/18	Albuquerque, N.M.	L, 6-11
3/29/98	Fresno, Calif.	L, 6-12	4/26/19	Fresno, Calif.	L, 4-10
5/15/98	San Diego, Calif. (WAC Trn.)	L, 2-3 (10)	4/27/19	Fresno, Calif.	W, 8-2
4/1/99	Albuquerque, N.M.	W, 27-26	4/28/19	Fresno, Calif.	T, 6-6
4/3/99	Albuquerque, N.M.	W, 11-10	3/13/21	Fresno, Calif.	L, 2-5
4/3/99	Albuquerque, N.M.	W, 19-11	3/13/21	Fresno, Calif.	W, 1-0
3/13/01	Fresno, Calif.	L, 3-9	3/14/21	Fresno, Calif.	L, 5-6
3/30/12	Fresno, Calif.	W, 9-3	5/1/21	Albuquerque, N.M.	L, 8-10
4/1/12	Fresno, Calif.	W, 7-1	5/1/21	Albuquerque, N.M.	L, 9-11
4/1/12	Fresno, Calif.	L, 3-4	5/2/21	Albuquerque, N.M.	L, 9-12
4/12/13	Albuquerque, N.M.	W, 11-4	3/11/22	Albuquerque, N.M.	W, 7-3
4/13/13	Albuquerque, N.M.	W, 14-3	3/12/22	Albuquerque, N.M.	L, 3-12
4/14/13	Albuquerque, N.M.	W, 4-3	3/13/22	Albuquerque, N.M.	W, 9-8
5/10/13	Fresno, Calif.	W, 9-0	4/8/22	Fresno, Calif.	L, 1-11
5/11/13	Fresno, Calif.	W, 7-2	4/9/22	Fresno, Calif.	W, 4-3
5/12/13	Fresno, Calif.	L, 8-9	4/10/22	Fresno, Calif.	L, 2-6
3/14/14	Fresno, Calif.	W, 9-7	3/17/23	Fresno, Calif.	L, 3-5
3/15/14	Fresno, Calif.	W, 6-2	3/18/23	Fresno, Calif.	L, 8-9
3/16/14	Fresno, Calif.	W, 6-4	3/19/23	Fresno, Calif.	W, 7-2
4/11/14	Albuquerque, N.M.	W, 5-4	4/28/23	Albuquerque, N.M.	W, 16-10
4/12/14	Albuquerque, N.M.	W, 11-6	4/29/23	Albuquerque, N.M.	W, 17-7
4/13/14	Albuquerque, N.M.	W, 4-1	4/30/23	Albuquerque, N.M.	W, 6-5 (10)
3/27/15	Albuquerque, N.M.	W, 12-7	4/12/24	Albuquerque, N.M.	L, 5-10
3/28/15	Albuquerque, N.M.	L, 1-8	4/13/24	Albuquerque, N.M.	L, 19-23
3/29/15	Albuquerque, N.M.	W, 5-1	4/14/24	Albuquerque, N.M.	W, 6-2
5/15/15	Fresno, Calif.	L, 3-4	4/4/25	Fresno, Calif.	L, 5-12
5/15/15	Fresno, Calif.	W, 4-0	4/5/25	Fresno, Calif.	L, 3-11
5/16/15	Fresno, Calif.	L, 2-11	4/6/25	Fresno, Calif.	L, 7-13
5/23/15	Reno, Nev. (MW Trn.)	W, 9-1			
4/8/16	Albuquerque, N.M.	W, 2-1			
4/9/16	Albuquerque, N.M.	W, 14-13 (12)			
4/10/16	Albuquerque, N.M.	W, 7-4			
3/31/17	Albuquerque, N.M.	W, 24-4			
4/1/17	Albuquerque, N.M.	L, 1-2			
4/2/17	Albuquerque, N.M.	W, 6-2			
5/12/17	Fresno, Calif.	L, 3-9			
5/13/17	Fresno, Calif.	L, 2-16			
5/14/17	Fresno, Calif.	L, 9-15			
5/27/17	Albuquerque, N.M. (MW Trn.)	L, 5-11			
3/9/18	Fresno, Calif.	W, 5-4			

# 2025 NUMERICAL ROSTER

NO.	NAME	POS.	HT.	WT.	B/T	YR.	HOMETOWN (PREV. SCHOOL)
2	Cooper Brass	INF	5-10	170	R/R	R-FR	Chandler, AZ (Hamilton HS)
3	Karsen Waslefsky	INF	6-0	190	R/R	JR	Gilbert, AZ (Casteel HS/South Mountain CC)
4	Tye Wood	OF	5-11	185	S/L	SR	Gardner, KS (Gardner Edgerton HS/Iowa Western)
5	Shane Miller	INF	6-1	190	L/R	FR	Gilbert, AZ (Higley HS)
6	Brian McBroom	RHP	6-0	180	R/R	SR	Oakley, CA (Freedom HS/Howard College)
7	Tommy White	RHP	6-4	210	R/R	JR	Albuquerque, NM (Cibola HS/Illinois/Pima CC)
8	Diego Alvarez	RHP	5-10	185	R/R	JR	Sahuarita, AZ (Sahuarita HS/Pima CC)
9	Josh McAlister	INF	6-2	195	R/R	SR	Homewood, IL (Flossmoor HS/Ohio St.)
10	Jordy Oriach	OF	6-5	225	L/L	JR	Haverhill, MA (Haverhill HS/Frank Phillips College)
11	Matt Cornelius	LHP	6-0	185	L/L	SR	Zuni, NM (St. Pius X/Pima CC/Arizona State)
12	Will Asby	OF	5-11	200	L/R	SR	Sacramento, CA (Jesuit HS/Sac. City Coll./San Francisco)
13	Matt Romero	LHP	6-0	195	L/L	SR	Albuquerque, NM (Sandia HS/New Mexico St.)
14	Akili Carris	INF	6-2	185	R/R	JR	Albuquerque, NM (La Cueva HS)
15	Khalil Walker	OF	5-10	170	L/L	SR	Mansfield, TX (Timberview HS/E. Arizona)
16	Grant Origer	RHP	6-3	225	R/R	FR	Parker, TX (Plano East HS)
17	Cristian Mogen	RHP	6-0	200	R/R	R-FR	Peoria, AZ (Centennial HS)
18	Beck Sullivan	RHP	5-11	180	R/R	FR	Waxahachie, TX (Waxahachie HS)
19	Justin Still	LHP	6-3	215	L/L	SR	Chandler, AZ (Perry HS)
20	Luke Banister	C	5-10	200	R/R	SR	Round Rock, TX (Hutto HS/Temple Coll./Cleveland Coll.)
22	Ben Baker-Livingston	RHP	6-2	185	R/R	R-JR	Richardson, TX (Plano East HS)
23	Ty Cunningham	RHP	6-3	215	R/R	JR	Iowa Park, TX (Iowa Park HS/Vernon College)
24	Brodey Williams	C	6-0	210	L/R	JR	Houston, TX (Barbers Hill HS/McLennan CC)
25	Luke Wiseman	RHP	6-0	215	R/R	R-JR	Wylie, TX (Wylie HS/Odessa College)
26	Luke Mansy	INF/OF	5-10	180	L/R	R-JR	San Diego, CA (St. Augustine HS/Santa Clara/Grossmont)
27	David Lopez	RHP	6-2	220	R/R	SR	Mission, TX (Sharyland Pioneer HS/Wharton County JC)
28	Charles Lavigne	RHP	6-5	210	L/R	FR	Blainville, Quebec (Ecole Saint-Gabriel HS)
29	Caleb Herd	C	5-9	185	R/R	JR	Vail, AZ (Cienega HS/Pima CC)
31	Dayne Pengelly	RHP	6-3	215	L/R	SR	Rio Rancho, NM (Cleveland HS/Embry-Riddle/Pima CC)
32	Sydney Ward	OF	6-0	240	R/R	JR	Albuquerque, NM (McKinney HS/Amarillo College)
33	Daxton Purser	LHP	6-1	225	L/L	SR	Providence, UT (Ridgeline HS/Salt Lake CC)
34	Josh Barnhouse	RHP	6-6	240	R/R	SR	Prosper, TX (Prosper HS/Crowder College)
35	Presley Monteforte	LHP	6-0	190	R/L	JR	Centennial, CO (Arapahoe HS/Phoenix College)
36	Elias Fiddler	UTL	6-0	200	R/R	JR	Durango, CO (Durango HS/Utah)
38	Blake Lehmbeck	RHP	6-1	225	R/R	SO	Tucson, AZ (Canyon Del Oro HS)
39	Ryan Castillo	RHP	6-2	195	R/R	SO	Los Lunas, NM (Los Lunas HS)
42	Blake Bell	RHP	6-4	215	R/R	FR	Phoenix, AZ (Mountain Pointe HS)
43	Gene Trujillo	1B	6-6	245	L/R	SO	Albuquerque, NM (St. Pius X)
47	Ethan Ott	1B/OF	6-2	215	R/R	SR	Chesapeake, VA (Greenbriar Christian/UNC Pembroke)
48	Andrew Neil	RHP/IF	5-11	185	L/R	SR	Oakley, CA (Freedom HS/Folsom Lake CC)
49	Jack Messmore	RHP	6-1	215	L/R	JR	Niceville, FL (Niceville HS/Delaware State)

## COACHING STAFF

- 21 Tod Brown <sup>1</sup> - Head Coach, 4th season
- 45 Michael Lopez <sup>2</sup> - Assistant Coach, 4th season
- 37 Matt Risdon <sup>3</sup> - Assistant Coach, 3rd season
- 46 Justin Mitchell <sup>4</sup> - Assistant Coach, 2nd season
- Tyler McPeak - Dir. of Ops & Player Development, 1st season

<sup>1</sup> Coaches Third Base

<sup>2</sup> Pitching Coach

<sup>3</sup> Coaches First Base

<sup>4</sup> Hitting Coach

## PRONUNCIATIONS

- #3 Karsen **Waslefsky** - Wah-sleff-skee
- #10 Jordy **Oriach** - Or-ee-otch
- #12 Will **Asby** - Az-bee
- #14 **Akili Carris** - Achille care-iss
- #15 **Khalil Walker** - Kuh-lil, not leel
- #27 **David Lopez** - Dahveed
- #31 Dayne **Pengelly** - Pen-ghell-ee (hard g)
- #38 Blake **Lehmbeck** - Lem-beck
- #43 Gene **Trujillo** - True-hee-yo

# 2025 ALPHABETICAL ROSTER

NO.	NAME	POS.	HT.	WT.	B/T	YR.	DOB	HOMETOWN (HIGH SCHOOL)
8	Diego Alvarez	RHP	5-10	185	R/R	JR	6/5/04	Sahuarita, AZ (Sahuarita HS)
12	Will Asby	OF	5-11	200	L/R	SR	1/15/01	Sacramento, CA (Jesuit HS)
22	Ben Baker-Livingston	RHP	6-2	185	R/R	R-JR	1/8/03	Richardson, TX (Plano East HS)
20	Luke Banister	C	5-10	200	R/R	SR	6/21/01	Round Rock, TX (Hutto HS)
34	Josh Barnhouse	RHP	6-6	240	R/R	SR	5/30/03	Prosper, TX (Prosper HS)
42	Blake Bell	RHP	6-4	215	R/R	FR	4/1/05	Phoenix, AZ (Mountain Pointe HS)
2	Cooper Brass	INF	5-10	170	R/R	R-FR	2/14/05	Chandler, AZ (Hamilton HS)
39	Ryan Castillo	RHP	6-2	180	R/R	SO	9/25/04	Los Lunas, NM (Los Lunas HS)
14	Akili Carris	INF	6-2	185	R/R	JR	6/24/04	Albuquerque, NM (La Cueva HS)
11	Matt Cornelius	LHP	6-0	185	L/L	SR	8/21/02	Zuni, NM (St. Pius X HS)
23	Ty Cunningham	RHP	6-3	215	R/R	JR	8/15/03	Iowa Park, TX (Iowa Park HS)
36	Elias Fiddler	UTL	6-0	175	R/R	JR	9/26/02	Durango, CO (Durango HS)
29	Caleb Herd	C	5-9	185	R/R	JR	10/10/03	Vail, AZ (Cienega HS)
28	Charles Lavigne	RHP	6-5	200	L/R	FR	5/19/05	Blainville, Quebec (Ecole St.-Gabriel HS)
38	Blake Lehmbeck	RHP	6-1	195	R/R	SO	3/13/04	Tucson, AZ (Canyon Del Oro HS)
27	David Lopez	RHP	6-1	220	R/R	SR	7/7/03	Mission, TX (Sharyland Pioneer HS)
26	Luke Mansy	INF/OF	5-10	180	L/R	R-JR	9/14/02	San Diego, CA (St. Augustine HS)
9	Josh McAlister	INF	6-2	185	R/R	SR	1/10/03	Homewood, IL (Flossmoor HS)
6	Brian McBroom	RHP	6-0	180	R/R	SR	11/1/02	Oakley, CA (Freedom HS)
49	Jack Messmore	RHP	6-1	215	L/R	JR	1/5/04	Niceville, FL (Niceville HS)
5	Shane Miller	INF	6-1	190	L/R	FR	10/16/05	Gilbert, AZ (Higley HS)
17	Cristian Mogen	RHP	6-0	180	R/R	R-FR	7/6/05	Peoria, AZ (Centennial HS)
35	Presley Monteforte	LHP	6-0	190	R/L	JR	8/2/04	Centennial, CO (Arapahoe HS)
48	Andrew Neil	P/INF	5-11	185	L/R	SR	10/27/01	Oakley, CA (Freedom HS)
47	Ethan Ott	1B/OF	6-2	215	R/R	SR	6/27/03	Chesapeake, VA (Greenbriar Christian)
16	Grant Origer	RHP	6-3	225	R/R	FR	11/11/05	Parker, TX (Plano East HS)
10	Jordy Oriach	OF	6-5	225	L/L	JR	3/5/03	Haverhill, MA (Haverhill HS)
31	Dayne Pengelly	RHP	6-2	195	L/R	SR	2/18/03	Rio Rancho, NM (Cleveland HS)
33	Daxton Purser	LHP	6-1	225	L/L	SR	3/16/02	Providence, UT (Ridgeline HS)
13	Matt Romero	LHP	6-0	195	L/L	SR	5/17/03	Albuquerque, NM (Sandia HS)
19	Justin Still	LHP	6-3	215	L/L	SR	8/24/02	Chandler, AZ (Perry HS)
18	Beck Sullivan	RHP	5-11	180	R/R	FR	3/31/05	Waxahachie, TX (Waxahachie HS)
43	Gene Trujillo	1B	6-5	230	L/R	SO	5/27/05	Albuquerque, NM (St. Pius X HS)
15	Khalil Walker	OF	5-10	170	L/L	SR	12/28/02	Mansfield, TX (Timberview HS)
32	Sydney Ward	OF	6-0	240	R/R	JR	11/21/03	Albuquerque, NM (McKinney HS)
3	Karsen Waslefsky	INF	6-0	175	R/R	JR	7/20/04	Gilbert, AZ (Casteel HS)
25	Luke Wiseman	RHP	6-0	215	R/R	R-JR	12/16/02	Wylie, TX (Wylie HS)
24	Brodey Williams	C	6-0	210	L/R	JR	9/12/04	Houston, TX (Barbers Hill HS)
7	Tommy White	RHP	6-4	210	R/R	JR	4/20/04	Albuquerque, NM (Cibola HS)
4	Tye Wood	OF	5-11	185	S/L	SR	6/19/03	Gardner, KS (Gardner Edgerton HS)

## BY POSITION

**FIRST BASE (2):** Ott, Trujillo

**INFIELD (5):** Brass, Carris, Mansy, McAlister, Miller, Neil

**OUTFIELD (5):** Asby, Walker, Ward, Oriach, Wood

**CATCHER (3):** Banister, Herd, Williams

**RHP (18):** Alvarez, Baker-Livingston, Barnhouse, Bell, Castillo, Mogen, Lopez, Lehmbeck, Origer, Pengelly, Cunningham, Wiseman, White, Sullivan, Messmore, Lavigne, McBroom

**LHP (7):** Cornelius, Romero, Still, Monteforte, Purser, Barnhouse

**UTL (1):** Fiddler

## BY CLASS

**TRUE FRESHMEN (5):** Miller, Origer, Sullivan, Lavigne, Bell

**REDSHIRT FRESHMEN (5):** Brass, Mogen

**SOPHOMORES (3):** Castillo, Trujillo, Lehmbeck

**JUNIORS (15):** Waslefsky, White, Alvarez, Oriach, Carris, Baker-Livingston, Cunningham, Williams, Wiseman, Mansy, Pengelly, Ward, Monteforte, Fiddler, Messmore

**SENIORS (15):** Wood, McBroom, McAlister, Cornelius, Asby, Romero, Walker, Banister, Lopez, Pengelly, Barnhouse, Ott, Neil

## BREAKDOWN

### POSITION PLAYERS

Returns	23
Newcomers	17
Starters Returning	5
Starters Lost	4
Lettermen Returning	8
Lettermen Lost	8

### PITCHERS

Pitchers Returning	11
Pitchers Lost	5
Weekend Starters Returning	2/3
Returns w/ 1+ GS in '24	7
Returns w/ 5+ App. in '24	7
Returns w/ 1+ App. in '24	10

# 2025 NEW MEXICO OVERALL STATS

Record: 29-20 Home: 18-6 Away: 9-13 Neutral: 2-1 MW: 16-11

Player	avg	gp-gs	ab	r	h	2b	3b	hr	rbi	tb	slg%	bb	hp	so	gdp	ob%	sf	sh	sb-att	po	a	e	fld%
10 ORIACH, Jordy	.403	48-48	196	61	79	23	2	15	60	151	.770	26	7	27	4	.483	3	0	1-2	17	0	0	1.000
15 WALKER, Khalil	.388	49-49	183	44	71	14	5	4	30	107	.585	16	5	23	2	.447	2	2	2-5	125	0	1	.992
47 OTT, Ethan	.368	44-43	171	44	63	20	1	12	48	121	.708	26	8	44	6	.466	3	0	0-1	328	20	0	1.000
9 MCALISTER, Josh	.364	43-41	154	41	56	7	1	14	39	107	.695	20	6	48	0	.456	0	1	13-14	60	114	10	.946
12 ASBY, Will	.348	47-47	201	56	70	19	1	13	52	130	.647	25	3	32	2	.422	3	2	1-1	89	0	0	1.000
14 CARRIS, Akili	.325	42-38	160	31	52	11	1	1	43	68	.425	8	1	31	3	.355	3	0	1-3	25	41	10	.868
4 WOOD, Tye	.319	44-36	141	50	45	12	1	5	30	74	.525	32	5	37	2	.458	1	2	7-8	53	1	2	.964
3 WASLEFSKY, Karsen	.292	41-34	130	31	38	5	1	5	31	60	.462	13	2	24	0	.363	1	1	3-6	41	106	7	.955
-----																							
26 MANSY, Luke	.364	32-21	77	23	28	6	0	1	21	37	.481	19	5	7	0	.495	4	0	0-0	22	40	6	.912
48 NEIL, Andrew	.320	26-7	50	15	16	1	1	4	12	31	.620	4	4	15	1	.407	1	0	0-0	7	3	2	.833
24 WILLIAMS, Brodey	.295	29-26	95	18	28	10	0	2	15	44	.463	18	1	23	4	.405	2	1	1-2	193	24	0	1.000
2 BRASS, Cooper	.291	34-17	79	16	23	4	0	1	12	30	.380	12	1	12	2	.379	3	2	3-4	36	50	2	.977
29 HERD, Caleb	.263	23-19	57	15	15	0	0	4	16	27	.474	14	1	14	2	.405	2	1	0-0	129	9	3	.979
43 TRUJILLO, Gene	.214	23-9	42	9	9	0	0	3	9	18	.429	6	4	16	2	.365	0	0	1-1	55	2	1	.983
20 BANISTER, Luke	.172	12-5	29	5	5	1	0	1	8	9	.310	4	0	10	2	.265	1	0	0-0	41	3	0	1.000
5 MILLER, Shane	.000	3-1	4	1	0	0	0	0	3	0	.000	2	0	2	0	.286	1	0	0-0	4	3	0	1.000
Totals	.338	49	1769	460	598	133	14	85	429	1014	.573	245	53	365	32	.427	30	12	33-47	1250	472	51	.971
Opponents	.321	49	1746	418	560	143	32	44	389	899	.515	226	64	367	30	.411	32	13	52-71	1234	417	54	.968

LOB - Team (415), Opp (413). DPs turned - Team (36), Opp (37). IBB - Team (4), ORIACH, J. 2, MCALISTER, J 1, MANSY, L. 1, Opp (1). Picked off - WOOD, T. 1.

## (All games Sorted by Earned run avg)

Player	era	w-l	app	gs	cg	sho	sv	ip	h	r	er	bb	so	2b	3b	hr	b/avg	wp	hp	bk	sfa	sha
7 WHITE, Tommy	4.54	2-0	17	0	0	0/0	1	33.2	38	18	17	15	29	9	2	3	.292	0	7	0	0	1
34 BARNHOUSE, Josh	5.26	4-1	25	0	0	0/1	1	39.1	43	24	23	15	27	11	6	4	.287	2	1	0	4	3
33 PURSER, Daxton	7.11	3-3	15	9	0	0/1	1	62.0	73	56	49	27	72	19	2	8	.286	8	2	0	5	1
39 CASTILLO, Ryan	8.41	4-3	10	9	1	0/0	0	40.2	63	41	38	12	37	16	2	4	.352	8	3	0	1	1
31 PENGELLY, Dayne	8.77	2-2	11	11	0	0/1	0	40.0	58	45	39	30	34	16	2	1	.341	3	7	0	3	2
-----																						
25 WISEMAN, Luke	4.82	4-0	21	0	0	0/0	0	28.0	37	21	15	11	24	11	1	2	.301	1	2	1	1	1
23 CUNNINGHAM, Ty	5.58	2-2	20	0	0	0/1	10	30.2	30	19	19	20	26	8	1	0	.252	2	3	0	2	1
35 MONTEFORTE, Presley	8.65	2-2	9	4	0	0/0	0	26.0	40	27	25	14	19	13	1	2	.348	1	9	1	0	1
17 MOGEN, Cristian	9.00	2-1	7	6	0	0/0	0	17.0	24	19	17	10	19	5	0	1	.343	0	2	0	2	1
27 LOPEZ, David	9.37	1-2	4	4	0	0/0	0	16.1	20	19	17	9	14	3	3	3	.294	5	5	0	1	0
8 ALVAREZ, Diego	9.69	1-3	8	4	0	0/0	1	26.0	36	28	28	8	20	6	5	5	.321	0	4	0	2	0
11 CORNELIUS, Matt	11.48	1-0	8	0	0	0/0	0	13.1	19	21	17	14	13	7	0	3	.339	2	5	0	2	1
19 STILL, Justin	11.81	1-0	5	0	0	0/0	0	5.1	9	8	7	6	7	1	1	0	.375	1	2	0	0	0
49 MESSMORE, Jack	14.00	0-1	11	0	0	0/1	0	18.0	35	31	28	11	11	12	4	4	.412	2	1	1	5	0
13 ROMERO, Matt	14.54	0-0	11	1	0	0/0	0	8.2	17	14	14	8	5	2	0	1	.405	2	4	0	1	0
6 MCBROOM, Brian	17.47	0-0	7	0	0	0/0	0	5.2	10	11	11	5	5	2	2	1	.417	0	1	0	2	0
38 LEHMBECK, Blake	18.00	0-0	1	0	0	0/0	0	1.0	1	2	2	0	0	1	0	0	.333	0	1	0	1	0
42 BELL, Blake	20.25	0-0	3	0	0	0/0	0	2.2	3	6	6	5	3	0	0	2	.300	0	2	0	0	0
22 BAKER-LIVINGSTON,Be	27.00	0-0	2	1	0	0/0	0	1.1	2	4	4	5	1	0	0	0	.333	1	1	0	0	0
16 ORIGER, Grant	36.00	0-0	2	0	0	0/0	0	1.0	2	4	4	1	1	1	0	0	.400	0	2	0	0	0
Totals	8.21	29-20	49	49	1	1/1	14	416.2	560	418	380	226	367	143	32	44	.321	38	64	3	32	13
Opponents	8.86	20-29	49	49	0	2/2	6	411.1	598	460	405	245	365	133	14	85	.338	47	53	3	30	12

PB - Team (7), BANISTER, L. 4, WILLIAMS, B. 2, HERD, C. 1, Opp (7). Pickoffs - Team (3), ALVAREZ, D. 1, CORNELIUS, M 1, PURSER, D. 1, Opp (1). SBA/ATT - WILLIAMS, B. (33-43), HERD, C. (12-16), PURSER, D. (9-12), PENGELLY, D. (6-10), BANISTER, L. (7-10), ALVAREZ, D. (6-8), CASTILLO, R. (3-7), WISEMAN, L. (5-5), WHITE, T. (3-4), BARNHOUSE, J (3-4), LOPEZ, D. (2-3), MONTEFORTE (2-3), MESSMORE, J. (3-3), MOGEN, C. (2-3), CUNNINGHAM (2-2), STILL, J. (2-2), ROMERO, M. (2-2), CORNELIUS, M (0-1), BAKER-LIVING (1-1), BELL, B. (1-1).

# MOUNTAIN WEST-ONLY STATISTICS

Record: 16-11 Home: 9-3 Away: 7-8 MW: 16-11

Player	avg	gp-gs	ab	r	h	2b	3b	hr	rbi	tb	slg%	bb	hp	so	gdp	ob%	sf	sh	sb-att	po	a	e	fld%
47 OTT, Ethan	.406	27-27	106	28	43	14	0	10	30	87	.821	18	3	24	3	.504	0	0	0-1	195	11	0	1.000
15 WALKER, Khalil	.404	27-27	99	25	40	6	1	2	16	54	.545	10	4	14	2	.470	2	0	0-2	78	0	0	1.000
9 MCALISTER, Josh	.402	24-23	92	24	37	3	1	8	24	66	.717	8	2	24	0	.461	0	0	7-8	34	57	2	.978
10 ORIACH, Jordy	.367	26-26	109	31	40	11	1	6	28	71	.651	16	3	16	3	.454	2	0	0-0	0	0	0	.000
12 ASBY, Will	.363	26-26	113	30	41	8	1	7	36	72	.637	14	2	18	0	.435	2	0	0-0	55	0	0	1.000
26 MANSY, Luke	.362	22-16	58	16	21	5	0	0	16	26	.448	12	2	5	0	.461	4	0	0-0	21	33	5	.915
4 WOOD, Tye	.323	27-24	99	32	32	8	0	2	19	46	.465	18	2	29	2	.437	0	2	5-6	38	0	1	.974
14 CARRIS, Akili	.322	23-21	87	21	28	7	1	0	18	37	.425	5	1	17	2	.354	3	0	0-0	13	25	8	.826
3 WASLEFSKY, Karsen	.300	24-17	70	19	21	2	0	4	21	35	.500	7	0	12	0	.364	0	1	1-2	15	62	4	.951
24 WILLIAMS, Brodey	.277	20-18	65	11	18	7	0	2	11	31	.477	11	0	15	2	.372	2	1	1-1	132	18	0	1.000
-----																							
29 HERD, Caleb	.370	13-9	27	8	10	0	0	3	12	19	.704	5	1	3	1	.471	1	1	0-0	53	2	2	.965
48 NEIL, Andrew	.313	16-4	32	10	10	1	1	3	11	22	.688	2	2	9	1	.378	1	0	0-0	6	1	1	.875
43 TRUJILLO, Gene	.231	13-0	13	3	3	0	0	2	6	9	.692	2	1	5	0	.375	0	0	0-0	9	0	0	1.000
2 BRASS, Cooper	.207	19-4	29	4	6	1	0	1	2	10	.345	3	1	6	0	.303	0	0	0-0	17	19	2	.947
20 BANISTER, Luke	.000	7-1	9	2	0	0	0	0	0	0	.000	4	0	5	0	.308	0	0	0-0	10	0	0	1.000
Totals	.347	27	1008	264	350	73	6	50	250	585	.580	135	24	202	16	.430	17	5	14-20	690	256	29	.970
Opponents	.330	27	982	230	324	90	12	23	214	507	.516	124	27	196	16	.414	15	9	29-38	691	222	32	.966

LOB - Team (234), Opp (237). DPs turned - Team (20), Opp (19). IBB - Team (3), ORIACH, J. 2, MCALISTER, J 1, Opp (1). Picked off - WOOD, T. 1.

## (MW games only Sorted by Earned run avg)

Player	era	w-l	app	gs	cg	sho	sv	ip	h	r	er	bb	so	2b	3b	hr	b/avg	wp	hp	bk	sfa	sha
7 WHITE, Tommy	2.78	0-0	10	0	0	0/0	1	22.2	22	7	7	9	15	6	1	0	.265	0	5	0	0	1
33 PURSER, Daxton	6.20	3-1	9	9	0	0/0	0	49.1	58	41	34	22	50	15	1	5	.287	6	1	0	4	1
34 BARNHOUSE, Josh	6.53	3-1	14	0	0	0/0	1	20.2	26	16	15	11	16	8	3	3	.321	1	0	0	2	3
35 MONTEFORTE, Presley	7.61	2-2	7	4	0	0/0	0	23.2	32	21	20	14	17	11	1	2	.323	1	7	1	0	1
39 CASTILLO, Ryan	11.12	2-2	6	5	1	0/0	0	22.2	41	28	28	4	20	12	1	3	.387	6	2	0	1	1
-----																						
19 STILL, Justin	0.00	0-0	1	0	0	0/0	0	2.0	0	0	0	0	2	0	0	0	.000	1	2	0	0	0
25 WISEMAN, Luke	5.60	3-0	11	0	0	0/0	0	17.2	27	17	11	7	14	9	0	1	.325	1	0	0	0	1
23 CUNNINGHAM, Ty	6.75	2-1	10	0	0	0/0	3	16.0	16	12	12	9	12	4	1	0	.254	2	3	0	1	0
42 BELL, Blake	9.00	0-0	1	0	0	0/0	0	2.0	0	2	2	2	3	0	0	0	.000	0	2	0	0	0
49 MESSMORE, Jack	10.38	0-0	5	0	0	0/0	0	8.2	18	11	10	4	4	5	1	3	.429	1	0	0	2	0
8 ALVAREZ, Diego	10.50	0-1	4	0	0	0/0	1	6.0	7	7	7	5	5	1	0	2	.269	0	0	0	0	0
17 MOGEN, Cristian	10.80	1-1	5	4	0	0/0	0	13.1	23	18	16	7	14	5	0	1	.390	0	1	0	2	0
31 PENGELLY, Dayne	11.49	0-2	5	5	0	0/0	0	15.2	35	25	20	16	16	10	1	1	.449	2	1	0	2	1
11 CORNELIUS, Matt	14.54	0-0	3	0	0	0/0	0	4.1	7	11	7	7	3	4	0	1	.318	0	1	0	0	0
13 ROMERO, Matt	20.25	0-0	6	0	0	0/0	0	4.0	9	9	9	4	3	0	0	1	.429	1	2	0	0	0
6 MCBROOM, Brian	33.75	0-0	3	0	0	0/0	0	1.1	3	5	5	3	2	0	2	0	.500	0	0	0	1	0
Totals	7.94	16-11	27	27	1	0/0	6	230.0	324	230	203	124	196	90	12	23	.330	22	27	1	15	9
Opponents	9.30	11-16	27	27	0	0/0	5	230.1	350	264	238	135	202	73	6	50	.347	25	24	1	17	5

PB - Team (4), WILLIAMS, B. 2, BANISTER, L. 1, HERD, C. 1, Opp (4). Pickoffs - Team (1), PURSER, D. 1, Opp (1). SBA/ATT - WILLIAMS, B. (23-30), PURSER, D. (8-11), HERD, C. (5-6), PENGELLY, D. (4-6), CASTILLO, R. (3-4), MONTEFORTE (2-3), MOGEN, C. (2-3), WHITE, T. (3-3), BARNHOUSE, J (1-2), WISEMAN, L. (2-2), ALVAREZ, D. (1-1), ROMERO, M. (1-1), CUNNINGHAM (1-1), BANISTER, L. (1-1), MESSMORE, J. (1-1).



# LAST TIME AROUND (@ FRESNO STATE,

Record: 0-3 Home: 0-0 Away: 0-3 MW: 0-3

Player	avg	gp-gs	ab	r	h	2b	3b	hr	rbi	tb	slg%	bb	hp	so	gdp	ob%	sf	sh	sb-att	po	a	e	fld%
47 OTT, Ethan	.556	3-3	9	3	5	1	0	2	2	12	1.333	2	0	1	0	.636	0	0	0-1	19	1	0	1.000
26 MANSY, Luke	.417	3-3	12	1	5	2	0	0	2	7	.583	1	0	2	0	.462	0	0	0-0	4	7	1	.917
15 WALKER, Khalil	.400	3-3	10	1	4	0	0	1	2	7	.700	0	0	2	0	.400	0	0	0-1	9	0	0	1.000
14 CARRIS, Akili	.333	2-2	6	1	2	1	0	0	0	3	.500	1	0	2	0	.429	0	0	0-0	2	2	2	.667
9 MCALISTER, Josh	.273	3-3	11	1	3	0	0	0	0	3	.273	0	0	5	0	.273	0	0	0-0	2	7	0	1.000
10 ORIACH, Jordy	.250	3-3	12	2	3	0	0	1	2	6	.500	0	1	4	0	.308	0	0	0-0	0	0	0	.000
12 ASBY, Will	.167	3-3	12	2	2	2	0	0	3	4	.333	1	0	1	0	.231	0	0	0-0	9	0	0	1.000
4 WOOD, Tye	.111	3-3	9	2	1	0	0	0	1	1	.111	2	0	5	0	.273	0	0	0-0	3	0	0	1.000
-----																							
3 WASLEFSKY, Karsen	.200	2-1	5	1	1	0	0	0	1	1	.200	0	0	1	0	.200	0	0	0-0	0	2	0	1.000
24 WILLIAMS, Brodey	.000	3-2	5	0	0	0	0	0	1	0	.000	0	0	3	0	.000	1	0	0-0	13	1	0	1.000
20 BANISTER, Luke	.000	3-0	4	0	0	0	0	0	0	0	.000	0	0	2	0	.000	0	0	0-0	3	0	0	1.000
48 NEIL, Andrew	.000	3-0	4	0	0	0	0	0	0	0	.000	0	0	3	0	.000	0	0	0-0	0	0	0	.000
43 TRUJILLO, Gene	.000	3-0	3	1	0	0	0	0	0	0	.000	1	0	2	0	.250	0	0	0-0	2	0	0	1.000
29 HERD, Caleb	.000	1-1	3	0	0	0	0	0	0	0	.000	0	0	0	0	.000	0	0	0-0	4	0	0	1.000
2 BRASS, Cooper	.000	3-0	3	0	0	0	0	0	1	0	.000	1	0	0	0	.250	0	0	0-0	1	0	0	1.000
Totals	.241	3	108	15	26	6	0	4	15	44	.407	9	1	33	0	.303	1	0	0-2	72	25	4	.960
Opponents	.364	3	110	36	40	12	1	3	33	63	.573	17	6	19	1	.467	2	1	4-4	81	26	3	.973

LOB - Team (23), Opp (28). DPs turned - Team (1).

## (MW games only vs Fresno State Sorted by Earned run avg)

Player	era	w-l	app	gs	cg	sho	sv	ip	h	r	er	bb	so	2b	3b	hr	b/avg	wp	hp	bk	sfa	sha
7 WHITE, Tommy	0.00	0-0	2	0	0	0/0	0	5.0	4	0	0	0	5	0	0	0	.222	0	1	0	0	0
35 MONTEFORTE, Presley	6.00	0-1	1	1	0	0/0	0	6.0	6	4	4	4	4	3	0	1	.261	0	2	1	0	0
33 PURSER, Daxton	11.57	0-1	1	1	0	0/0	0	4.2	4	7	6	4	1	2	0	0	.211	0	1	0	0	0
-----																						
11 CORNELIUS, Matt	0.00	0-0	1	0	0	0/0	0	1.0	2	4	0	1	0	1	0	0	.333	0	1	0	0	0
25 WISEMAN, Luke	4.50	0-0	1	0	0	0/0	0	2.0	2	2	1	1	3	1	0	0	.250	0	0	0	0	0
6 MCBROOM, Brian	6.75	0-0	2	0	0	0/0	0	1.1	2	1	1	0	2	0	1	0	.400	0	0	0	1	0
31 PENGELLY, Dayne	16.20	0-0	1	1	0	0/0	0	1.2	6	5	3	3	3	1	0	0	.545	1	0	0	0	1
34 BARNHOUSE, Josh	27.00	0-1	1	0	0	0/0	0	1.1	2	4	4	3	1	1	0	1	.400	1	0	0	1	0
49 MESSMORE, Jack	27.00	0-0	1	0	0	0/0	0	1.0	5	3	3	0	0	2	0	1	.625	0	0	0	0	0
23 CUNNINGHAM, Ty	99.00	0-0	1	0	0	0/0	0	0.0	5	4	4	1	0	1	0	0	1.000	0	0	0	0	0
13 ROMERO, Matt	99.00	0-0	1	0	0	0/0	0	0.0	2	2	2	0	0	0	0	0	1.000	0	1	0	0	0
Totals	10.50	0-3	3	3	0	0/0	0	24.0	40	36	28	17	19	12	1	3	.364	2	6	1	2	1
Opponents	5.00	3-0	3	3	0	0/0	2	27.0	26	15	15	9	33	6	0	4	.241	2	1	0	1	0

SBA/ATT - WILLIAMS, B. (3-3), WHITE, T. (2-2), BANISTER, L. (1-1), WISEMAN, L. (1-1), PENGELLY, D. (1-1).

# LAST WEEK (@ AIR FORCE, 5/9-11)

Player	avg	gp-gs	ab	r	h	2b	3b	hr	rbi	tb	slg%	bb	hp	so	gdp	ob%	sf	sh	sb-att	po	a	e	fld%
9 MCALISTER, Josh	.538	3-3	13	4	7	0	0	2	4	13	1.000	0	0	1	0	.538	0	0	2-2	2	4	1	.857
12 ASBY, Will	.500	3-3	14	5	7	0	0	2	6	13	.929	1	0	2	0	.500	1	0	0-0	5	0	0	1.000
10 ORIACH, Jordy	.400	3-3	15	4	6	3	0	2	6	15	1.000	0	0	2	0	.400	0	0	0-0	0	0	0	.000
4 WOOD, Tye	.385	3-3	13	6	5	1	0	1	1	9	.692	3	0	2	1	.500	0	0	2-2	4	0	0	1.000
15 WALKER, Khalil	.250	3-3	12	1	3	0	0	0	0	3	.250	1	0	2	0	.308	0	0	0-0	16	0	0	1.000
47 OTT, Ethan	.231	3-3	13	1	3	1	0	0	1	4	.308	2	0	4	0	.333	0	0	0-0	25	1	0	1.000
14 CARRIS, Akili	.167	3-1	6	1	1	0	1	0	2	3	.500	0	0	1	0	.167	0	0	0-0	2	1	0	1.000
26 MANSY, Luke	.167	2-2	6	0	1	1	0	0	0	2	.333	1	0	1	0	.286	0	0	0-0	2	2	1	.800
3 WASLEFSKY, Karsen	.083	3-3	12	0	1	0	0	0	1	1	.083	1	0	2	0	.154	0	0	0-0	2	9	0	1.000
29 HERD, Caleb	.250	3-1	4	0	1	0	0	0	0	1	.250	0	1	1	0	.400	0	0	0-0	5	0	1	.833
24 WILLIAMS, Brodey	.000	3-2	5	0	0	0	0	0	0	0	.000	1	0	1	0	.167	0	0	0-0	9	1	0	1.000
2 BRASS, Cooper	.000	2-0	3	0	0	0	0	0	0	0	.000	0	0	1	0	.000	0	0	0-0	1	2	0	1.000
Totals	.302	3	116	22	35	6	1	7	21	64	.552	10	1	20	1	.359	1	0	4-4	75	25	3	.971
Opponents	.352	3	108	25	38	9	2	2	24	57	.528	11	1	13	1	.407	3	1	10-11	81	31	3	.974

Player	vs left			vs right			w/runners			w/bases empty			w/bases loaded			as leadoff			fly out	gnd out	fly/ gnd
	h	ab	avg	h	ab	avg	h	ab	avg	h	ab	avg	h	ab	avg	rch	ops	pct			
12 ASBY, Will	2	3	.667	5	11	.455	3	8	.375	4	6	.667	1	1	1.000	1	2	.500	2	3	0.7
2 BRASS, Cooper	0	1	.000	0	2	.000	0	1	.000	0	2	.000	0	0	---	0	1	.000	2	0	99.9
14 CARRIS, Akili	1	6	.167	0	0	---	1	3	.333	0	3	.000	0	0	---	0	1	.000	1	2	0.5
29 HERD, Caleb	0	3	.000	1	1	1.000	1	2	.500	0	2	.000	0	0	---	0	1	.000	2	0	99.9
26 MANSY, Luke	0	1	.000	1	5	.200	0	3	.000	1	3	.333	0	0	---	0	0	---	1	3	0.3
9 MCALISTER, Josh	5	5	1.000	2	8	.250	2	5	.400	5	8	.625	0	1	.000	2	5	.400	3	2	1.5
10 ORIACH, Jordy	1	5	.200	5	10	.500	4	8	.500	2	7	.286	0	1	.000	0	2	.000	2	5	0.4
47 OTT, Ethan	0	4	.000	3	9	.333	2	5	.400	1	8	.125	0	0	---	0	2	.000	5	1	5.0
15 WALKER, Khalil	1	4	.250	2	8	.250	0	2	.000	3	10	.300	0	0	---	1	4	.250	2	6	0.3
3 WASLEFSKY, Karsen	0	3	.000	1	9	.111	0	5	.000	1	7	.143	0	0	---	0	2	.000	4	5	0.8
24 WILLIAMS, Brodey	0	0	---	0	5	.000	0	1	.000	0	4	.000	0	0	---	0	1	.000	1	3	0.3
4 WOOD, Tye	0	2	.000	5	11	.455	1	3	.333	4	10	.400	0	1	.000	3	6	.500	2	3	0.7
Totals	10	37	.270	25	79	.316	14	46	.304	21	70	.300	1	4	.250	7	27	.259	27	33	0.8
Opponents	11	31	.355	27	77	.351	21	58	.362	17	50	.340	1	3	.333	10	25	.400	30	30	1.0

Player	era	w-l	app	gs	cg	sho	sv	ip	h	r	er	bb	so	2b	3b	hr	b/avg	wp	hp	bk	sfa	sha
25 WISEMAN, Luke	0.00	0-0	2	0	0	0/0	0	4.1	3	0	0	1	1	2	0	0	.188	1	0	0	0	0
7 WHITE, Tommy	0.00	0-0	2	0	0	0/0	1	4.0	1	0	0	1	3	1	0	0	.083	0	0	0	0	0
17 MOGEN, Cristian	8.31	0-0	1	1	0	0/0	0	4.1	7	4	4	2	3	2	0	0	.368	0	0	0	0	0
33 PURSER, Daxton	10.80	0-0	1	1	0	0/0	0	5.0	6	7	6	3	4	1	0	1	.273	2	0	0	1	0
39 CASTILLO, Ryan	15.00	0-1	1	1	0	0/0	0	3.0	10	5	5	0	0	2	0	0	.556	1	0	0	0	1
34 BARNHOUSE, Josh	9.00	0-0	1	0	0	0/0	0	2.0	2	2	2	1	0	0	1	0	.286	0	0	0	1	0
35 MONTEFORTE, Presley	10.80	1-0	1	0	0	0/0	0	1.2	5	2	2	2	2	0	1	1	.556	0	1	0	0	0
23 CUNNINGHAM, Ty	67.50	0-1	1	0	0	0/0	0	0.2	4	5	5	1	0	1	0	0	.800	0	0	0	1	0
Totals	8.64	1-2	3	3	0	0/0	1	25.0	38	25	24	11	13	9	2	2	.352	4	1	0	3	1
Opponents	6.33	2-1	3	3	0	0/0	1	27.0	35	22	19	10	20	6	1	7	.302	5	1	0	1	0

Player	vs left			vs right			w/runners			w/bases empty			vs leadoff			with 2 outs			fly	gnd	fly/
	h	ab	avg	h	ab	avg	h	ab	avg	h	ab	avg	rch	ops	pct	h	ab	avg	out	out	gdp
34 BARNHOUSE, Josh	1	1	1.000	1	6	.167	1	3	.333	1	4	.250	1	2	.500	0	2	.000	4	2	2.0
39 CASTILLO, Ryan	2	4	.500	8	14	.571	6	12	.500	4	6	.667	3	4	.750	2	5	.400	4	5	0.8
23 CUNNINGHAM, Ty	1	1	1.000	3	4	.750	4	5	.800	0	0	---	1	1	1.000	1	1	1.000	2	0	99.0
17 MOGEN, Cristian	1	3	.333	6	16	.375	3	12	.250	4	7	.571	3	5	.600	2	5	.400	7	2	3.5
35 MONTEFORTE, Presl	1	2	.500	4	7	.571	3	4	.750	2	5	.400	1	2	.500	1	3	.333	0	2	0.0
33 PURSER, Daxton	1	3	.333	5	19	.263	3	8	.375	3	14	.214	0	5	.000	4	10	.400	6	6	1.0
7 WHITE, Tommy	0	3	.000	1	9	.111	0	6	.000	1	6	.167	1	3	.333	1	5	.200	1	7	0.1
25 WISEMAN, Luke	0	2	.000	3	14	.214	1	8	.125	2	8	.250	0	3	.000	2	7	.286	6	6	1.0
Totals	7	19	.368	31	89	.348	21	58	.362	17	50	.340	10	25	.400	13	38	.342	30	30	1.0
Opponents	22	63	.349	13	53	.245	14	46	.304	21	70	.300	7	27	.259	12	38	.316	27	33	0.8

Player	app	gs	ip/app	*h/g	*r/g	*er/g	*bb/g	*so/g	k/bb	*2b/g	*3b/g	*hr/g	*fo/g	*go/g	*bf/g	sba	att	pct
34 BARNHOUSE, Josh	1	0	2.00	9.00	9.00	4.50	0.00	0.00	0.00	0.00	4.50	0.00	18.00	9.00	40.50	0	0	---
39 CASTILLO, Ryan	1	1	3.00	30.00	15.00	15.00	0.00	0.00	0.00	6.00	0.00	0.00	12.00	15.00	57.00	2	2	1.000
23 CUNNINGHAM, Ty	1	0	0.67	54.00	67.50	67.50	13.50	0.00	0.00	13.50	0.00	0.00	27.00	0.00	94.50	0	0	---
17 MOGEN, Cristian	1	1	4.33	14.54	8.31	8.31	4.15	6.23	1.5	4.15	0.00	0.00	14.54	4.15	43.62	2	3	.667
35 MONTEFORTE, Presl	1	0	1.67	27.00	10.80	10.80	10.80	10.80	1.0	0.00	5.40	5.40	0.00	10.80	64.80	0	0	---
33 PURSER, Daxton	1	1	5.00	10.80	12.60	10.80	5.40	7.20	1.3	1.80	0.00	1.80	10.80	10.80	46.80	5	5	1.000
7 WHITE, Tommy	2	0	2.00	2.25	0.00	0.00	2.25	6.75	3.0	2.25	0.00	0.00	2.25	15.75	29.25	0	0	---
25 WISEMAN, Luke	2	0	2.17	6.23	0.00	0.00	2.08	2.08	1.0	4.15	0.00	0.00	12.46	12.46	35.31	1	1	1.000
Totals	3	3	8.33	13.68	9.00	8.64	3.96	4.68	1.2	3.24	0.72	0.72	10.80	10.80	44.64	10	11	.909
Opponents	3	3	9.00	11.67	7.33	6.33	3.33	6.67	2.0	2.00	0.33	2.33	9.00	11.00	42.67	4	4	1.000

\* = average based on 9-inning game

# LOBOS IN GAMES AT SANTA ANA STAR FIELD

Record: 18-6 Home: 18-6 Away: 0-0 MW: 9-3

Player	avg	gp-gs	ab	r	h	2b	3b	hr	rbi	tb	slg%	bb	hp	so	gdp	ob%	sf	sh	sb-att	po	a	e	fld%
10 ORIACH, Jordy	.474	24-24	97	44	46	13	2	8	34	87	.897	18	4	9	4	.567	1	0	1-2	8	0	0	1.000
15 WALKER, Khalil	.473	24-24	93	30	44	10	4	3	18	71	.763	9	1	10	0	.514	2	2	2-4	54	0	1	.982
47 OTT, Ethan	.419	22-22	86	31	36	14	1	6	31	70	.814	18	5	18	3	.536	1	0	0-0	186	13	0	1.000
9 MCALISTER, Josh	.415	19-18	65	24	27	3	0	6	22	48	.738	13	5	16	0	.542	0	0	8-9	35	69	6	.945
3 WASLEFSKY, Karsen	.400	19-16	65	22	26	2	0	4	20	40	.615	7	0	9	0	.458	0	0	3-5	20	61	5	.942
14 CARRIS, Akili	.367	23-23	98	24	36	8	0	1	35	47	.480	7	1	13	3	.407	2	0	1-3	11	27	4	.905
4 WOOD, Tye	.365	22-18	74	27	27	7	0	2	16	40	.541	14	4	15	1	.489	0	0	3-4	24	1	1	.962
12 ASBY, Will	.361	22-22	97	30	35	9	0	6	27	62	.639	14	1	12	1	.439	2	0	0-0	38	0	0	1.000
-----																							
26 MANSY, Luke	.500	13-8	26	13	13	2	0	0	11	15	.577	8	5	1	0	.634	2	0	0-0	10	14	1	.960
24 WILLIAMS, Brodey	.404	12-12	47	13	19	7	0	2	12	32	.681	7	1	9	3	.482	1	0	0-0	88	13	0	1.000
29 HERD, Caleb	.345	11-9	29	8	10	0	0	3	13	19	.655	8	0	7	2	.462	2	0	0-0	62	6	1	.986
48 NEIL, Andrew	.318	11-3	22	8	7	0	1	3	9	18	.818	1	2	3	1	.385	1	0	0-0	6	2	1	.889
20 BANISTER, Luke	.313	5-3	16	5	5	1	0	1	6	9	.563	3	0	4	2	.421	0	0	0-0	25	2	0	1.000
2 BRASS, Cooper	.237	15-9	38	11	9	1	0	0	8	10	.263	10	0	6	2	.373	3	1	2-2	14	26	0	1.000
43 TRUJILLO, Gene	.150	10-4	20	4	3	0	0	2	6	9	.450	2	2	5	2	.292	0	0	0-0	19	0	0	1.000
5 MILLER, Shane	.000	1-1	3	1	0	0	0	0	2	0	.000	2	0	1	0	.400	0	0	0-0	4	3	0	1.000
Totals	.392	24	876	295	343	77	8	47	270	577	.659	141	31	138	24	.484	17	3	20-29	618	262	22	.976
Opponents	.329	24	863	200	284	71	15	25	190	460	.533	95	29	179	20	.408	13	8	19-32	568	211	33	.959

LOB - Team (205), Opp (190). DPs turned - Team (24), Opp (25). IBB - Team (2), MANSY, L. 1, MCALISTER, J 1. Picked off - WOOD, T. 1.

## (Home games Sorted by Earned run avg)

Player	era	w-l	app	gs	cg	sho	sv	ip	h	r	er	bb	so	2b	3b	hr	b/avg	wp	hp	bk	sfa	sha
34 BARNHOUSE, Josh	2.35	3-0	12	0	0	0/1	0	23.0	21	7	6	5	18	4	2	2	.250	0	1	0	0	3
39 CASTILLO, Ryan	7.04	3-0	5	4	1	0/0	0	23.0	30	19	18	8	23	5	2	3	.316	4	1	0	1	0
31 PENGELLY, Dayne	9.67	2-2	7	7	0	0/1	0	27.0	41	33	29	15	20	14	1	0	.360	2	5	0	3	1
33 PURSER, Daxton	9.67	2-2	7	4	0	0/1	0	27.0	44	30	29	11	35	13	2	4	.370	2	1	0	2	0
-----																						
17 MOGEN, Cristian	0.00	2-0	2	2	0	0/0	0	7.2	3	0	0	1	9	0	0	0	.125	0	0	0	0	1
23 CUNNINGHAM, Ty	1.23	0-0	10	0	0	0/1	7	14.2	8	2	2	7	12	2	0	0	.160	1	1	0	1	1
7 WHITE, Tommy	6.92	2-0	6	0	0	0/0	0	13.0	18	10	10	6	9	3	2	3	.333	0	3	0	0	0
11 CORNELIUS, Matt	7.20	0-0	2	0	0	0/0	0	5.0	5	4	4	2	4	1	0	1	.278	2	2	0	1	0
42 BELL, Blake	9.00	0-0	1	0	0	0/0	0	2.0	0	2	2	2	3	0	0	0	.000	0	2	0	0	0
22 BAKER-LIVINGSTON,Be	9.00	0-0	1	0	0	0/0	0	1.0	1	1	1	1	0	0	0	0	.250	0	0	0	0	0
27 LOPEZ, David	10.38	1-0	2	2	0	0/0	0	8.2	12	11	10	5	7	1	1	3	.316	2	3	0	0	0
49 MESSMORE, Jack	10.45	0-1	5	0	0	0/1	0	10.1	16	13	12	6	7	7	1	2	.356	1	0	0	1	0
35 MONTEFORTE, Presley	10.80	0-1	4	2	0	0/0	0	11.2	17	15	14	4	8	5	0	0	.333	1	4	0	0	1
8 ALVAREZ, Diego	12.41	1-0	4	2	0	0/0	0	12.1	23	17	17	5	7	5	2	4	.397	0	3	0	2	0
25 WISEMAN, Luke	13.00	2-0	9	0	0	0/0	0	9.0	25	16	13	4	9	7	0	2	.455	0	0	0	0	1
13 ROMERO, Matt	14.21	0-0	6	1	0	0/0	0	6.1	13	10	10	6	5	2	0	1	.419	1	1	0	1	0
6 MCBROOM, Brian	16.20	0-0	4	0	0	0/0	0	3.1	4	6	6	5	2	1	1	0	.333	0	1	0	1	0
16 ORIGER, Grant	18.00	0-0	1	0	0	0/0	0	1.0	2	2	2	0	1	1	0	0	.400	0	1	0	0	0
19 STILL, Justin	99.00	0-0	1	0	0	0/0	0	0.0	1	2	2	2	0	0	1	0	1.000	0	0	0	0	0
Totals	8.17	18-6	24	24	1	1/1	7	206.0	284	200	187	95	179	71	15	25	.329	16	29	0	13	8
Opponents	12.22	6-18	24	24	0	0/0	2	189.1	343	295	257	141	138	77	8	47	.392	26	31	3	17	3

PB - Team (0), Opp (3). Pickoffs - Team (1), PURSER, D. 1, Opp (1). SBA/ATT - WILLIAMS, B. (13-19), HERD, C. (4-8), PENGELLY, D. (4-7), ALVAREZ, D. (5-6), BANISTER, L. (2-4), PURSER, D. (1-4), CASTILLO, R. (1-3), WHITE, T. (1-2), LOPEZ, D. (1-2), BARNHOUSE, J (1-2), MESSMORE, J. (2-2), MONTEFORTE (1-2), CUNNINGHAM (1-1), ROMERO, M. (1-1).

# 2024 NEW MEXICO OVERALL STATS

Record: 28-26 Home: 18-10 Away: 8-12 Neutral: 2-4 MW: 17-13

Player	avg	gp-gs	ab	r	h	2b	3b	hr	rbi	tb	slg%	bb	hp	so	gdp	ob%	sf	sh	sb-att	po	a	e	fld%
15 WALKER, Khalil	.391	50-43	161	44	63	11	0	3	19	83	.516	30	2	24	2	.490	1	6	2-5	104	2	3	.972
18 HOLLAND, Jake	.381	44-43	168	47	64	15	2	17	60	134	.798	20	5	30	6	.445	7	0	0-0	284	32	2	.994
30 SPENRATH, Reed	.340	54-53	209	54	71	18	4	14	51	139	.665	41	2	60	3	.452	0	0	5-5	451	23	5	.990
12 ASBY, Will	.333	54-52	213	59	71	17	2	12	59	128	.601	30	7	27	0	.422	6	1	1-2	97	0	5	.951
4 WOOD, Tye	.325	51-49	160	44	52	8	4	3	32	77	.481	39	15	40	5	.488	3	0	20-24	69	1	5	.933
14 CARRIS, Akili	.301	34-30	113	21	34	9	0	0	27	43	.381	6	0	22	2	.331	2	2	1-1	21	43	3	.955
8 KINKADE, Konner	.297	47-39	158	32	47	8	0	1	31	58	.367	15	9	25	4	.384	3	7	1-1	73	110	5	.973
24 SMITH, Kyle	.288	36-27	111	28	32	8	0	3	24	49	.441	16	9	21	4	.416	1	0	2-3	94	4	2	.980
3 DIXON, Devon	.226	50-38	137	32	31	7	1	3	25	49	.358	27	2	34	6	.359	1	1	1-1	58	125	9	.953
47 OTT, Ethan	.329	30-23	85	18	28	7	0	4	23	47	.553	12	4	26	1	.431	1	0	0-0	9	0	0	1.000
2 WEISSENBORN, Chase	.313	28-28	96	14	30	4	0	2	21	40	.417	9	2	27	0	.380	1	0	0-0	31	82	3	.974
43 TRUJILLO, Gene	.304	25-8	46	13	14	3	0	4	13	29	.630	7	1	16	0	.400	1	0	0-0	1	0	0	1.000
11 STEPHENS, Sean	.300	39-21	90	18	27	2	2	0	14	33	.367	13	5	17	2	.417	0	0	9-14	56	1	1	.983
9 MCALISTER, Josh	.287	31-25	101	20	29	3	1	6	19	52	.515	12	1	31	3	.365	1	2	3-3	7	39	10	.821
10 MUNGUIA, Austin	.250	6-0	4	0	1	0	0	0	0	1	.250	0	0	2	0	.250	0	0	0-0	8	0	1	.889
26 MANASY, Luke	.194	14-7	31	8	6	1	0	0	3	7	.226	12	0	5	0	.419	0	1	0-0	8	11	0	1.000
48 NEIL, Andrew	.000	4-0	0	2	0	0	0	0	0	0	.000	0	0	0	0	.000	0	0	0-0	1	0	0	1.000
Totals	.319	54	1883	454	600	121	16	72	421	969	.515	289	64	407	38	.421	28	20	45-59	1386	520	62	.968
Opponents	.319	54	1935	442	617	143	25	68	405	1014	.524	240	68	394	42	.407	27	12	60-70	1369	464	56	.970

LOB - Team (461), Opp (454). DPs turned - Team (51), Opp (48). IBB - Team (3), MCALISTER, J 2, SPENRATH, R. 1. Picked off - STEPHENS, S. 2, KINKADE, K. 2, WALKER, K. 2, WOOD, T. 1, WEISSENBORN 1.

## (All games Sorted by Earned run avg)

Player	era	w-l	app	gs	cg	sho	sv	ip	h	r	er	bb	so	2b	3b	hr	b/avg	wp	hp	bk	sfa	sha
13 RUSSELL, Brett	5.87	4-4	16	8	0	0/0	0	61.1	61	47	40	17	45	15	2	10	.253	7	6	0	1	0
27 LOPEZ, David	7.71	4-2	14	11	0	0/0	0	65.1	92	63	56	28	45	23	1	8	.332	7	8	0	3	4
17 MOGEN, Cristian	0.00	1-0	1	0	0	0/0	0	2.0	2	0	0	0	0	1	0	0	.250	0	0	0	0	0
22 BAKER-LIVINGSTON, Be	3.00	0-0	2	2	0	0/0	0	6.0	6	2	2	1	8	1	0	0	.286	1	2	0	1	0
33 PURSER, Daxton	5.66	1-2	12	7	0	0/0	0	35.0	33	25	22	26	37	9	1	2	.246	3	8	2	0	1
40 BANNISTER, Wil	5.76	2-0	22	5	0	0/0	3	50.0	57	34	32	24	29	10	3	8	.282	6	5	0	3	1
19 STILL, Justin	6.08	1-0	14	0	0	0/0	1	13.1	15	11	9	15	11	2	1	1	.300	2	4	0	1	0
35 STEINKAMP, Arthur	7.40	4-1	24	0	0	0/1	0	45.0	61	41	37	15	26	19	5	2	.323	3	7	0	3	0
31 PENGELLY, Dayne	7.56	4-5	13	11	0	0/1	0	50.0	78	52	42	35	58	16	3	6	.351	11	8	3	1	3
23 JACKSON, Jaren	8.75	3-5	24	2	0	0/0	1	47.1	74	49	46	28	49	15	2	10	.351	6	7	0	4	1
34 BARNHOUSE, Josh	8.92	2-3	18	4	0	0/0	1	35.1	51	37	35	17	34	12	2	10	.349	2	2	0	5	2
6 MCBROOM, Brian	9.19	1-0	17	0	0	0/0	3	15.2	20	16	16	8	11	4	1	4	.303	0	4	1	2	0
39 CASTILLO, Ryan	11.95	1-3	10	2	0	0/0	0	20.1	37	29	27	6	22	10	2	3	.402	3	4	0	2	0
38 LEHMBECK, Blake	13.50	0-0	2	0	0	0/0	0	2.0	6	3	3	1	2	2	1	0	.500	2	0	0	0	0
48 NEIL, Andrew	18.00	0-0	5	1	0	0/0	0	4.0	3	11	8	13	5	0	1	0	.200	3	3	1	1	0
29 HARDY, Wyatt	20.00	0-1	8	1	0	0/0	1	9.0	21	20	20	4	12	4	0	4	.438	1	0	0	0	0
41 ROMERO, Blane	54.00	0-0	1	0	0	0/0	0	0.1	0	2	2	2	0	0	0	0	.000	0	0	0	0	0
Totals	7.71	28-26	54	54	0	1/1	10	462.0	617	442	396	240	394	143	25	68	.319	57	68	7	27	12
Opponents	8.03	26-28	54	54	2	2/1	9	456.1	600	454	407	289	407	121	16	72	.319	48	64	5	28	20

PB - Team (4), HOLLAND, J. 3, SMITH, K. 1, Opp (3). Pickoffs - Team (4), PURSER, D. 1, BARNHOUSE, J 1, RUSSELL, B. 1, BANNISTER, W 1, Opp (7). SBA/ATT - HOLLAND, J. (38-45), SMITH, K. (22-22), RUSSELL, B. (11-12), PENGELLY, D. (8-9), PURSER, D. (5-9), LOPEZ, D. (7-7), BARNHOUSE, J (6-7), JACKSON, J. (6-7), STEINKAMP, A (6-6), CASTILLO, R. (3-4), BANNISTER, W (3-4), NEIL, A. (2-2), HARDY, W. (1-1), MCBROOM, B. (1-1), STILL, J. (1-1).



# SEASON/CAREER STATS

Player	SEASON													CAREER												
	Avg	G-GS	AB	R	H	2B	3B	HR	RBI	BB	Hbp	SO	Sb-Att	Avg	G-GS	AB	R	H	2B	3B	HR	RBI	BB	Hbp	SO	Sb-Att
10 ORIACH, Jordy	.403	48-48	196	61	79	23	2	15	60	26	7	27	1-2	.403	48-48	196	61	79	23	2	15	60	26	7	27	1-2
15 WALKER, Khalil	.388	49-49	183	44	71	14	5	4	30	16	5	23	2-5	.390	99-92	344	88	134	25	5	7	49	46	7	47	4-10
47 OTT, Ethan	.368	44-43	171	44	63	20	1	12	48	26	8	44	0-1	.355	74-66	256	62	91	27	1	16	71	38	12	70	0-1
9 MCALISTER, Josh	.364	43-41	154	41	56	7	1	14	39	20	6	48	13-14	.333	74-66	255	61	85	10	2	20	58	32	7	79	16-17
12 ASBY, Will	.348	47-47	201	56	70	19	1	13	52	25	3	32	1-1	.341	101-99	414	115	141	36	3	25	111	55	10	59	2-3
14 CARRIS, Akili	.325	42-38	160	31	52	11	1	1	43	8	1	31	1-3	.311	84-68	280	54	87	20	1	1	70	14	2	55	2-4
4 WOOD, Tye	.319	44-36	141	50	45	12	1	5	30	32	5	37	7-8	.322	95-85	301	94	97	20	5	8	62	71	20	77	27-32
3 WASLEFSKY, Karsen	.292	41-34	130	31	38	5	1	5	31	13	2	24	3-6	.292	41-34	130	31	38	5	1	5	31	13	2	24	3-6
26 MANSY, Luke	.364	32-21	77	23	28	6	0	1	21	19	5	7	0-0	.315	46-28	108	31	34	7	0	1	24	31	5	12	0-0
48 NEIL, Andrew	.320	26-7	50	15	16	1	1	4	12	4	4	15	0-0	.320	30-7	50	17	16	1	1	4	12	4	4	15	0-0
24 WILLIAMS, Brodey	.295	29-26	95	18	28	10	0	2	15	18	1	23	1-2	.295	29-26	95	18	28	10	0	2	15	18	1	23	1-2
2 BRASS, Cooper	.291	34-17	79	16	23	4	0	1	12	12	1	12	3-4	.291	34-17	79	16	23	4	0	1	12	12	1	12	3-4
29 HERD, Caleb	.263	23-19	57	15	15	0	0	4	16	14	1	14	0-0	.281	32-19	64	18	18	1	0	4	17	16	1	15	0-0
43 TRUJILLO, Gene	.214	23-9	42	9	9	0	0	3	9	6	4	16	1-1	.261	48-17	88	22	23	3	0	7	22	13	5	32	1-1
20 BANISTER, Luke	.172	12-5	29	5	5	1	0	1	8	4	0	10	0-0	.172	12-5	29	5	5	1	0	1	8	4	0	10	0-0
5 MILLER, Shane	.000	3-1	4	1	0	0	0	0	3	2	0	2	0-0	.000	3-1	4	1	0	0	0	0	3	2	0	2	0-0
Totals	.338	49-49	1769	460	598	133	14	85	429	245	53	365	33-47													
Opponents	.321	49-49	1746	418	560	143	32	44	389	226	64	367	52-71													

(All games Sorted by Earned run avg)

Player	SEASON													CAREER												
	ERA	W-L	App	GS	CG	Sho	Sv	IP	H	R	ER	BB	SO	ERA	W-L	App	GS	CG	Sho	Sv	IP	H	R	ER	BB	SO
7 WHITE, Tommy	4.54	2-0	17	0	0	0	1	33.2	38	18	17	15	29	4.54	2-0	17	0	0	0	1	33.2	38	18	17	15	29
34 BARNHOUSE, Josh	5.26	4-1	25	0	0	0	1	39.1	43	24	23	15	27	6.99	6-4	43	4	0	0	2	74.2	94	61	58	32	61
33 PURSER, Daxton	7.11	3-3	15	9	0	0	1	62.0	73	56	49	27	72	6.59	4-5	27	16	0	0	1	97.0	106	81	71	53	109
39 CASTILLO, Ryan	8.41	4-3	10	9	1	0	0	40.2	63	41	38	12	37	9.59	5-6	20	11	1	0	0	61.0	100	70	65	18	59
31 PENGELLY, Dayne	8.77	2-2	11	11	0	0	0	40.0	58	45	39	30	34	8.10	6-7	24	22	0	0	0	90.0	136	97	81	65	92
25 WISEMAN, Luke	4.82	4-0	21	0	0	0	0	28.0	37	21	15	11	24	4.82	4-0	21	0	0	0	0	28.0	37	21	15	11	24
23 CUNNINGHAM, Ty	5.58	2-2	20	0	0	0	10	30.2	30	19	19	20	26	5.58	2-2	20	0	0	0	10	30.2	30	19	19	20	26
35 MONTEFORTE, Presley	8.65	2-2	9	4	0	0	0	26.0	40	27	25	14	19	8.65	2-2	9	4	0	0	0	26.0	40	27	25	14	19
17 MOGEN, Cristian	9.00	2-1	7	6	0	0	0	17.0	24	19	17	10	19	8.05	3-1	8	6	0	0	0	19.0	26	19	17	10	19
27 LOPEZ, David	9.37	1-2	4	4	0	0	0	16.1	20	19	17	9	14	8.04	5-4	18	15	0	0	0	81.2	112	82	73	37	59
8 ALVAREZ, Diego	9.69	1-3	8	4	0	0	1	26.0	36	28	28	8	20	9.69	1-3	8	4	0	0	1	26.0	36	28	28	8	20
11 CORNELIUS, Matt	11.48	1-0	8	0	0	0	0	13.1	19	21	17	14	13	11.48	1-0	8	0	0	0	0	13.1	19	21	17	14	13
19 STILL, Justin	11.81	1-0	5	0	0	0	0	5.1	9	8	7	6	7	8.23	3-5	49	5	0	0	1	70.0	94	73	64	55	71
49 MESSMORE, Jack	14.00	0-1	11	0	0	0	0	18.0	35	31	28	11	11	14.00	0-1	11	0	0	0	0	18.0	35	31	28	11	11
13 ROMERO, Matt	14.54	0-0	11	1	0	0	0	8.2	17	14	14	8	5	14.54	0-0	11	1	0	0	0	8.2	17	14	14	8	5
6 MCBROOM, Brian	17.47	0-0	7	0	0	0	0	5.2	10	11	11	5	5	7.04	7-4	66	0	0	0	9	101.0	129	89	79	34	83
38 LEHMBECK, Blake	18.00	0-0	1	0	0	0	0	1.0	1	2	2	0	0	15.00	0-0	3	0	0	0	0	3.0	7	5	5	1	2
42 BELL, Blake	20.25	0-0	3	0	0	0	0	2.2	3	6	6	5	3	20.25	0-0	3	0	0	0	0	2.2	3	6	6	5	3
22 BAKER-LIVINGSTON, B	27.00	0-0	2	1	0	0	0	1.1	2	4	4	5	1	9.33	2-5	26	9	0	0	0	54.0	89	57	56	27	37
16 ORIGER, Grant	36.00	0-0	2	0	0	0	0	1.0	2	4	4	1	1	36.00	0-0	2	0	0	0	0	1.0	2	4	4	1	1
Totals	8.21	29-20	49	49	1	1	14	416.2	560	418	380	226	367													
Opponents	8.86	20-29	49	49	0	2	6	411.1	598	460	405	245	365													

Player	SEASON										CAREER									
	CH	PO	A	E	Fld%	SBA	CSB	SBA%	PB	CI	Ch	PO	A	E	Fld%	SBA	CSB	SBA%	PB	CI
47 OTT, Ethan	348	328	20	0	1.000	0	0	---	0	0	357	337	20	0	1.000	0	0	---	0	0
24 WILLIAMS, Brodey	217	193	24	0	1.000	33	10	.767	2	0	217	193	24	0	1.000	33	10	.767	2	0
12 ASBY, Will	89	89	0	0	1.000	0	0	---	0	0	191	186	0	5	.974	0	0	---	0	0
20 BANISTER, Luke	44	41	3	0	1.000	7	3	.700	4	0	44	41	3	0	1.000	7	3	.700	4	0
10 ORIACH, Jordy	17	17	0	0	1.000	0	0	---	0	0	17	17	0	0	1.000	0	0	---	0	0
33 PURSER, Daxton	13	2	11	0	1.000	9	3	.750	0	0	18	2	15	1	.944	14	7	.667	0	0
7 WHITE, Tommy	9	4	5	0	1.000	3	1	.750	0	0	9	4	5	0	1.000	3	1	.750	0	0
34 BARNHOUSE, Josh	9	2	7	0	1.000	3	1	.750	0	0	15	3	11	1	.933	9	2	.818	0	0
5 MILLER, Shane	7	4	3	0	1.000	0	0	---	0	0	7	4	3	0	1.000	0	0	---	0	0
25 WISEMAN, Luke	5	3	2	0	1.000	5	0	1.000	0	0	5	3	2	0	1.000	5	0	1.000	0	0
27 LOPEZ, David	5	1	4	0	1.000	2	1	.667	0	0	21	4	17	0	1.000	9	1	.900	0	0
6 MCBROOM, Brian	4	2	2	0	1.000	0	0	---	0	0	17	8	8	1	.941	4	4	.500	0	0
39 CASTILLO, Ryan	4	1	3	0	1.000	3	4	.429	0	0	7	1	6	0	1.000	6	5	.545	0	0
13 ROMERO, Matt	2	0	2	0	1.000	2	0	1.000	0	0	2	0	2	0	1.000	2	0	1.000	0	0
35 MONTEFORTE, Presley	2	1	1	0	1.000	2	1	.667	0	0	2	1	1	0	1.000	2	1	.667	0	0
49 MESSMORE, Jack	1	0	1	0	1.000	3	0	1.000	0	0	1	0	1	0	1.000	3	0	1.000	0	0
15 WALKER, Khalil	126	125	0	1	.992	0	0	---	0	0	235	229	2	4	.983	0	0	---	0	0
43 TRUJILLO, Gene	58	55	2	1	.983	0	0	---	0	0	59	56	2	1	.983	0	0	---	0	0
29 HERD, Caleb	141	129	9	3	.979	12	4	.750	1	0	151	139	9	3	.980	12	4	.750	1	0
2 BRASS, Cooper	88	36	50	2	.977	0	0	---	0	0	88	36	50	2	.977	0	0	---	0	0
4 WOOD, Tye	56	53	1	2	.964	0	0	---	0	0	131	122	2	7	.947	0	0	---	0	0
3 WASLEFSKY, Karsen	154	41	106	7	.955	0	0	---	0	0	154	41	106	7	.955	0	0	---	0	0
9 MCALISTER, Josh	184	60	114	10	.946	0	0	---	0	0	240	67	153	20	.917	0	0	---	0	0
26 MANSY, Luke	68	22	40	6	.912	0	0	---	0	0	87	30	51	6	.931	0	0	---	0	0
23 CUNNINGHAM, Ty	9	5	3	1	.889	2	0	1.000	0	0	9	5	3	1	.889	2	0	1.000	0	0
8 ALVAREZ, Diego	9	2	6	1	.889	6	2	.750	0	0	9	2	6	1	.889	6	2	.750	0	0
14 CARRIS, Akili	76	25	41	10	.868	0	0	---	0	0	150	48	88	14	.907	0	0	---	0	0
48 NEIL, Andrew	12	7	3	2	.833	0	0	---	0	0	13	8	3	2	.846	2	0	1.000	0	0
31 PENGELLY, Dayne	8	1	5	2	.750	6	4	.600	0	0	12	1	9	2	.833	14	5	.737	0	0
11 CORNELIUS, Matt	3	0	2	1	.667	0	1	.000	0	0	3	0	2	1	.667	0	1	.000	0	0
17 MOGEN, Cristian	3	0	2	1	.667	2	1	.667	0	0	3	0	2	1	.667	2	1	.667	0	0
19 STILL, Justin	2	1	0	1	.500	2	0	1.000	0	0	15	4	9	2	.867	7	3	.700	0	0
38 LEHMBECK, Blake	0	0	0	0	.000	0	0	---	0	0	0	0	0	0	.000	0	0	---	0	0
42 BELL, Blake	0	0	0	0	.000	1	0	1.000	0	0	0	0	0	0	.000	1	0	1.000	0	0
22 BAKER-LIVINGSTON,B	0	0	0	0	.000	1	0	1.000	0	0	13	3	10	0	1.000	3	1	.750	0	0
16 ORIGER, Grant	0	0	0	0	.000	0	0	---	0	0	0	0	0	0	.000	0	0	---	0	0
Totals	1773	1250	472	51	.971	52	19	.732	7	0										
Opponents	1705	1234	417	54	.968	33	14	.702	7	0										

# 2025 ROSTER BREAKDOWN

## THE OUTFIELD

The Lobos have the best possible problem on their hands in the outfield, with three returning starters in Khalil Walker, Tye Wood and Will Asby as well as 2023 NJCAA All-American transfer Jordy Oriach (Frank Phillips College) in the mix to compete for a spot.

In 2024, Walker led the MW in batting average (.391) and on-base percentage (.490) – ranking 20th and 43rd in the nation in those categories – with the lowest strikeout-to-walk ratio (30 BB/24 SO) among conference players in his first season as a Lobo. Asby ranked second in the league in runs scored (59), eighth in slugging (.601) and ninth in total hits (71), breaking the program record for single-season grand slams with four – he needs just one more to match Mark Wulfert's career record of five.

They're joined in the outfield by a productive switch-hitter in Wood (51 starts in 2024), who ranked 44th in the nation in on-base percentage (.488) and stole 20 bases last season, the second-most in the league and most by a Lobo in a single season since Josh Melendez in 2012 (23).

## THE INFIELD

First and foremost, the Lobos look to replace three crucial middle infielders that soaked up most of the reps at shortstop and second in 2024 – Chase Weissenborn, Devon Dixon and Konner Kinkade. After both splitting time at the hot corner last season, junior Akili Carris (.301 average, 30 GS) looks to slot in at third full-time with senior Josh McAlister (.287 average, 10 XBH, 25 GS) moving back to second base, where he played over two seasons at Ohio State (2021-22). Luke Mansy (14 GP/7 GS) and juco transfer Karsen Waslefsky (South Mountain CC) also look to get significant reps up the middle, with utility transfer Elias Fiddler (Utah) as another option with D-I experience. Cooper Brass – who redshirted last season as a true freshman – and freshman Shane Miller are also both in the mix for reps up the middle in their collegiate debut seasons.

With the graduation of Reed Spenrath – who started 89 of 104 games at first base for UNM the past two seasons – UNM has two sluggers that could feasibly move into the starting spot in Ethan Ott (.553 slugging, 23 RBI in 30 games in 2024) and Gene Trujillo (.630 slugging, 13 RBI in 25 games). Both showed plenty of power at the DH spot in 2024, combining for eight homers and 10 doubles even with limited AB's.

## CATCHERS

UNM relied on two fifth-year catchers in 2024, and there's a three-way competition for who will get the most reps behind the dish in '25. Ironically, Caleb Herd – a junior who played his true freshman season at UNM in 2023 before transferring to Pima CC and returning to UNM this fall – is the only catcher on roster who's appeared in a collegiate game for the Lobos. But junior transfer Brodey Williams (McLennan CC) and 2024 greyshirt Luke Banister are both in the mix to become key pieces.

## PITCHING STAFF

In '24, the Lobos' pitching staff posted a 7.71 team ERA after losing all three weekend starters from 2023 to the draft or graduation – with 10 newcomers and 32 games at elevation in New Mexico, UNM's arms had significantly improved by the end of the season, posting a 5.17 ERA over the Lobos' final 10 games and a 5.98 over their last 20.

## BY POSITION

**FIRST BASE (2):** Ott, Trujillo

**INFIELD (5):** Brass, Carris, Mansy, McAlister, Miller, Neil

**OUTFIELD (5):** Asby, Walker, Ward, Oriach, Wood

**CATCHER (3):** Banister, Herd, Williams

**RHP (18):** Alvarez, Baker-Livingston, Barnhouse, Bell, Castillo, Mogen, Lopez, Lehmbeck, Origer, Pengelly,

Cunningham, Wiseman, White, Sullivan,

Messmore, Lavigne, McBroom

**LHP (6):** Cornelius, Romero, Still, Monteforte, Purser, Barnhouse

**UTL (1):** Fiddler

## BY CLASS

**TRUE FRESHMEN (5):** Bell, Lavigne, Miller, Origer, Sullivan

**REDSHIRT FRESHMEN (2):** Brass, Mogen

**SOPHOMORES (3):** Castillo, Lehmbeck, Trujillo

**JUNIORS (15):** Alvarez, Baker-Livingston, Carris, Cunningham, Fiddler, Mansy, Messmore, Monteforte, Oriach, Pengelly, Ward, Waslefsky, White, Williams, Wiseman

**SENIORS (15):** Asby, Banister, Barnhouse, Cornelius, Lopez, McAlister, McBroom, Neil, Ott, Pengelly, Purser, Romero, Still, Walker, Wood

In the process, they struck out 394 in total – the most in a single season in Brown's tenure and seventh-most in a single season in program history. This year's returning arms produced 233 of those punchouts.

This year, all three projected weekend starters are senior returners that all got significant reps in 2024 in RHP Dayne Pengelly (11 GS, 50 IP), RHP David Lopez (11 GS, 65.1 IP) and LHP Daxton Purser (7 GS, 35 IP).

From D1Baseball: "The highlight of the fall practice sessions had to be the performance of the three projected starting weekend pitchers: righthanders Dayne Pengelly and David Lopez and lefthander Daxton Purser. The three seniors offer a lot of experience and combined for 30 of last year's 54 starts. Pengelly can hit 95 on the guns and though he had some peaks and valleys last year (4-5, 7.63), the coaches say he can flash "unicorn-level stuff" when he is on. His power slider is his go-to pitch when he needs a big out. Lopez also posted some lofty numbers (4-2, 7.71) but his low-90s fastball has good life and his four-pitch mix (fastball, curveball, slider, splitter) has shown good improvement over the course of the offseason. Purser came out of high school as the No. 2-ranked lefthanded pitcher in the state of Utah and held opposing batters to a .245 average last season, which was the best of all the regular Lobo pitchers. He did not allow an earned run in his final three appearances."

Four other pitchers that saw crucial innings as midweek starters and/or trusty relievers also return – Brian

## BY STATE

**Arizona (9):** Brass, Waslefsky, Miller, Alvarez, Mogen, Still, Lehmbeck, Bell, Herd

**California (4):** McBroom, Asby, Mansy, Neil

**New Mexico (8):** White, Cornelius, Romero, Carris, Castillo, Pengelly, Ward, Trujillo

**Texas (8):** Walker, Origer, Baker-Livingston, Lopez, Banister,

Williams, Wiseman, Barnhouse

**Colorado (2):** Monteforte, Fiddler

**Illinois (1):** McAlister

**Kansas (1):** Wood

**Massachusetts (1):** Oriach

**Florida (1):** Messmore

**Utah (1):** Purser

**Virginia (1):** Ott

**Quebec, Canada (1):** Lavigne

## BREAKDOWN

Returners 23

Newcomers 17

### POSITION PLAYERS

Starters Returning 5

Starters Lost 4

Lettermen Returning 8

Lettermen Lost 8

Newcomers 7 (6 TR, 1 FR)

### PITCHERS

Pitchers Returning 11

Pitchers Lost 5

Starters Returning 2/3

Returners w/ 1+ GS in '24 7

Returners w/5+ App. in '24 7

Returners w/1+ App. in '24 10

Newcomers 10 (6 TR, 4 FR)

McBroom (95.1 IP in 59 app. at UNM), Josh Barnhouse (18 app. 35.1 IP in 2024), Ryan Castillo (10 app., 20.1 IP in 2024) and Ben Baker-Livingston (52.2 IP in 24 app. at UNM) – with six transfer juniors and four freshmen joining them.

From D1Baseball: "The bullpen has some interesting pieces and timely additions. Righthander Ryan Castillo exceeded expectations as a freshman last season and looks to improve on his 1-2, 11.57 numbers. The coaches say he showed flashes of "next-level strike throwing" in the fall sessions. Castillo could also figure into a starting role this coming spring. Two transfers who will play key roles this season are lefty Matthew Cornelius (12 appearances at Arizona State, 3-0, 10.80) and righty Jack Messmore (13 starts at Delaware State, 2-4, 6.47), who both have key D1 experience. Another southpaw who will play a big role in the bullpen plans will be JC transfer Presley Monteforte, who uses a ton of deception in his offspeed offerings, which makes his 87-89 fastball play way up."

# MOUNTAIN WEST UPDATE

## 2025 MOUNTAIN WEST STANDINGS

SCHOOL (RK)	MOUNTAIN WEST					
	W	L	PCT.	HOME	AWAY	NEUT.
Nevada*	17	10	.630	11-4	6-6	0-0
New Mexico*	16	11	.593	9-3	7-8	0-0
Fresno State*	16	11	.593	11-4	5-7	0-0
UNLV	13	14	.481	8-5	5-9	0-0
San José State	12	15	.444	5-7	7-8	0-0
Air Force	12	15	.444	9-6	3-9	0-0
Washington State	11	16	.407	9-6	2-10	0-0
San Diego State	11	16	.407	6-6	5-10	0-0

ALL GAMES											
W	L	T	PCT.	HOME	AWAY	NEUT.	LAST 10	STRK			
31	20	0	.608	18-8	12-12	0-0	8-2	W2			
29	20	0	.592	18-9	8-10	2-1	7-3	L1			
26	26	0	.500	18-10	7-16	0-0	5-5	W1			
28	22	0	.560	17-8	8-11	3-2	8-2	W1			
25	26	0	.490	16-11	9-14	0-0	5-5	W1			
20	31	0	.392	13-7	5-22	2-1	4-6	W1			
18	33	0	.353	10-9	4-21	3-3	3-7	L2			
16	37	0	.302	9-17	6-16	1-3	1-9	L2			

# MW Regular-Season Champions; \* MW Championship Participant; % MW Tournament Champions

### A LOOK AHEAD AT THE MW

#### Thursday, May 15

Fresno State at New Mexico* (MWN)	6 p.m. MT
Air Force at UNLV* (MWN)	6 p.m. PT
Washington State at San Diego State* (MWN)	6 p.m. PT
Nevada at San José State* (MWN)	6:05 p.m. PT

#### Friday, May 16

Fresno State at New Mexico* (MWN)	2 p.m. MT
Air Force at UNLV* (MWN)	6 p.m. PT
Washington State at San Diego State* (MWN)	6 p.m. PT
Nevada at San José State* (MWN)	6:05 p.m. PT

#### Saturday, May 17

Fresno State at New Mexico* (MWN)	Noon MT
Air Force at UNLV* (MWN)	Noon PT
Washington State at San Diego State* (MWN)	Noon PT
Nevada at San José State* (MWN)	1:05 p.m. PT

### A LOOK BACK AT THE MW

#### Tuesday, May 13

Fresno State 10, Pacific 0 (7)	(MWN)
Gonzaga 9, Washington State 0	(ESPN+)

#### Sunday, May 11

Air Force 5, New Mexico 4*	(MWN)
Nevada 11, San Diego State 1*	(MWN/NSN)
UNLV 5, Washington State 2*	(MWN)
San José State 9, Fresno State 7*	(MWN)

#### Saturday, May 10

New Mexico 9, Air Force 6*	(MWN)
Nevada 4, San Diego State 3*	(MWN/NSN)
Fresno State 10, San José State 0*	(MWN)
Washington State 5, UNLV 4*	(MWN)

#### Friday, May 9

Air Force 14, New Mexico 9*	(MWN)
San Diego State 7, Nevada 4*	(MWN/NSN)
San José State 12, Fresno State 10*	(MWN)
UNLV 4, Washington State 3*	(MWN)

#### Tuesday, May 6

Seattle 6, Washington State 4	
CSU Northridge 8, San Diego State 3	
Nevada 6, Sacramento State 4	(ESPN+)
Fresno State 17, CSU Bakersfield 1	(MWN)
Utah Tech at UNLV	Canceled

#### Sunday, May 4

New Mexico 15, San Diego State 7*	
Washington State 10, Air Force 2*	(MWN)
Nevada 9, Fresno State 8*	(MWN/NSN)
San José State 4, UNLV 3*	(MWN)

#### Saturday, May 3

Nevada 6, Fresno State 5*	(MWN)
UNLV 5, San José State 3*	(MWN)
Air Force 10, Washington State 3*	(MWN)
New Mexico 9, San Diego State 8*	

# 2025 MOUNTAIN WEST STATISTICAL LEADERS

## TEAM BATTING

	g	avg	ab	r	h	2b	3b	hr	bb	so	sb-att
New Mexico	49	.338	1769	460	598	133	14	85	245	365	33-47
Fresno State	52	.299	1800	354	539	106	9	61	177	328	47-58
Nevada	51	.296	1792	380	531	114	7	75	184	374	28-34
UNLV	50	.295	1696	330	500	91	5	50	218	353	32-47
Washington State	51	.291	1713	297	498	90	8	27	183	357	41-65
Air Force	50	.285	1643	344	469	107	20	40	204	423	90-120
San Diego State	53	.275	1777	287	488	105	19	18	200	396	37-51
San Jose State	51	.272	1720	281	467	80	20	44	154	415	36-47
Totals	20	.294	13910	2733	4090	826	102	400	1565	3011	344-469

## TEAM PITCHING

	g	era	w	l	sv	ip	h	r	er	bb	so
Fresno State	52	5.18	26	26	12	448.0	494	290	258	164	448
UNLV	50	5.23	28	22	10	422.0	431	295	245	234	401
Nevada	51	5.83	31	20	11	439.2	502	318	285	164	365
San Jose State	51	6.25	25	26	10	434.2	488	345	302	220	355
Air Force	50	7.13	20	30	5	413.0	546	398	327	225	333
San Diego State	53	7.14	16	37	8	454.0	561	425	360	296	422
Washington State	51	7.34	18	33	5	426.2	541	396	348	234	307
New Mexico	49	8.21	29	20	14	416.2	560	418	380	226	367
Totals	203	6.53	193	214	75	3454.2	4123	2885	2505	1763	2998

## TEAM FIELDING

	g	po	a	e	pct	dp	pb	sba-att
Fresno State	52	1344	422	41	.977	34	4	20-39
Nevada	51	1318	493	44	.976	33	3	36-51
New Mexico	49	1250	472	51	.971	36	7	52-71
Washington State	51	1280	521	62	.967	30	5	43-67
San Jose State	51	1304	459	65	.964	48	7	67-88
UNLV	50	1266	436	63	.964	32	14	40-60
San Diego State	53	1362	455	85	.955	39	3	99-122
Air Force	50	1239	489	86	.953	39	8	71-91
Totals	203	10363	3747	497	.966	291	51	428-589

## INDIVIDUAL BATTING

Min 2.5 AB/Team game	g	avg	ab	r	h	rbi	2b	3b	hr	bb
ORIACH, Jordy-NM	48	.403	196	61	79	60	23	2	15	26
TOIGO, Dean-LV	50	.399	203	42	81	71	13	0	16	18
WALKER, Khalil-NM	49	.388	183	44	71	30	14	5	4	16
MORAN, CJ-SD	38	.380	137	21	52	31	14	1	0	18
OTT, Ethan-NM	44	.368	171	44	63	48	20	1	12	26
MCALISTER, Josh-NM	43	.364	154	41	56	39	7	1	14	20
KONIARSKY, Cole-LV	49	.362	188	32	68	45	12	1	7	26
Hartman, Max-WSU	39	.361	155	38	56	25	9	1	4	16
Fernandes, Alex-SJ	51	.359	181	46	65	25	9	4	3	30
HAM, Billy-NV	48	.355	172	40	61	41	20	0	7	17
ASBY, Will-NM	47	.348	201	56	70	52	19	1	13	25
KWON, Junhyuk-NV	41	.346	156	34	54	33	11	0	8	20
NOONAN, Nevan-SD	53	.346	211	42	73	41	15	1	7	16
Zapp, Walker-AF	47	.343	181	49	62	41	18	4	7	24
Johnstone, Logan-WSU	51	.342	184	50	63	40	16	1	9	28
DOBIE, Jayce-NV	41	.341	164	38	56	32	12	0	7	19
Cresswell, Will-WSU	40	.340	144	23	49	40	12	1	5	19
Peters, Zach-AF	50	.339	180	49	61	47	18	3	8	17
STRANSKY, Justin-FS	52	.337	199	44	67	41	8	2	12	23
Chamizo, Zach-SJ	47	.335	182	31	61	35	8	4	5	11

## INDIVIDUAL PITCHING

Min 1.0 IP/Team game	app	era	w-l	sv	ip	h	r	er	bb	so
CREMAROSA, Aidan-FS	14	3.97	6-5	0	77.0	69	41	34	20	88
LANE, Carson-LV	13	4.15	6-3	0	69.1	60	36	32	34	81
BURFIELD, Casey-NV	12	4.30	4-2	0	58.2	68	32	28	19	37
SIMON, Sam-LV	12	4.37	3-4	0	57.2	58	32	28	29	30
SIPILA, Marko-SD	10	4.70	3-3	0	59.1	64	39	31	21	61
Smith, Griffin-WSU	15	5.06	5-5	0	78.1	88	55	44	17	39
George, Nolan-SJ	17	5.22	3-3	2	58.2	70	39	34	10	47
Meyers, Luke-WSU	14	5.43	5-3	2	59.2	74	36	36	19	43
CASTRO, Alessandro-NV	13	5.83	4-3	0	63.1	78	48	41	15	38
Thomas, David-SJ	12	5.89	1-4	0	62.2	78	47	41	20	40
ANKER, Jack-FS	13	5.90	7-4	0	76.1	97	54	50	10	97
FOSHER, Peyton-NV	13	6.06	4-4	0	65.1	74	46	44	19	67
Lewis, Nick-WSU	14	6.65	4-7	0	69.0	91	56	51	20	45
Smelcer, Cranz-AF	16	7.06	2-4	0	51.0	62	44	40	28	35
PURSER, Daxton-NM	15	7.11	3-3	1	62.0	73	56	49	27	72

## HITS

TOIGO, Dean-LV	81
ORIACH, Jordy-NM	79
NOONAN, Nevan-SD	73
WALKER, Khalil-NM	71
ASBY, Will-NM	70

## RUNS SCORED

ORIACH, Jordy-NM	61
ASBY, Will-NM	56
Johnstone, Logan-WSU	50
WOOD, Tye-NM	50
3 tied with 49 run(s) scored	

## RUNS BATTED IN

TOIGO, Dean-LV	71
GRAY, Murf-FS	61
ORIACH, Jordy-NM	60
ASBY, Will-NM	52
OTT, Ethan-NM	48

## DOUBLES

ORIACH, Jordy-NM	23
HAM, Billy-NV	20
OTT, Ethan-NM	20
ASBY, Will-NM	19
Caballero, Rocco-SJ	19

## TRIPLES

WALKER, Khalil-NM	5
5 tied with 4 triple(s)	

## HOME RUNS

TOIGO, Dean-LV	16
ORIACH, Jordy-NM	15
GRAY, Murf-FS	15
MCALISTER, Josh-NM	14
2 tied with 13 home run(s)	

## TOTAL BASES

ORIACH, Jordy-NM	151
TOIGO, Dean-LV	142
GRAY, Murf-FS	131
ASBY, Will-NM	130
OTT, Ethan-NM	121

## STOLEN BASES

	sb-att
Lewis, Jeriah-SJ	15-21
Fernandes, Alex-SJ	14-15
Spencer, Chase-AF	14-15
3 tied with 13 stolen base(s)	

## STRIKEOUTS

	ip	so
ANKER, Jack-FS	76.1	97
CREMAROSA, Aidan-FS	77.0	88
LANE, Carson-LV	69.1	81
PURSER, Daxton-NM	62.0	72
FOSHER, Peyton-NV	65.1	67



# 2025 NCAA RANKING SUMMARY (TEAM)

Statistic	National Rank	Conference Rank	Value	National Leader	Value	Conference Leader	Value
Base on Balls (299 ranked)	106	1	245	Duke	348	New Mexico	245
Batting Average (299 ranked)	1	1	0.338	New Mexico	0.338	New Mexico	0.338
Double Plays (298 ranked)	96	4	36	UCLA	53	San Jose St.	48
Double Plays Per Game (299 ranked)	96	4	0.73	UCLA	1.04	San Jose St.	0.94
Doubles (298 ranked)	3	1	133	Arizona St. High Point	136 136	New Mexico	133
Doubles Per Game (299 ranked)	1	1	2.71	New Mexico	2.71	New Mexico	2.71
Earned Run Average (299 ranked)	264	8	8.16	Northeastern	2.95	Fresno St.	5.18
Fielding Percentage (299 ranked)	120	3	0.971	Charlotte	0.983	Fresno St.	0.977
Hit Batters (299 ranked)	176	5	64	San Diego	124	San Diego St.	92
Hit by Pitch (298 ranked)	241	6	53	Winthrop	139	Washington St.	81
Hits (299 ranked)	4	1	598	High Point	606	New Mexico	598
Hits Allowed Per Nine Innings (299 ranked)	283	8	12.07	Iowa	6.72	UNLV	9.19
Home Runs (299 ranked)	21	1	85	Georgia	127	New Mexico	85
Home Runs Per Game (299 ranked)	16	1	1.73	Georgia	2.40	New Mexico	1.73
On Base Percentage (299 ranked)	14	1	0.427	Southern U.	0.454	New Mexico	0.427
Runs (299 ranked)	11	1	460	High Point	557	New Mexico	460
Sacrifice Bunts (298 ranked)	237	7	12	Eastern Ill.	65	San Diego St.	31
Sacrifice Flies (299 ranked)	22	1	30	Georgia Tech	38	New Mexico	30
Scoring (299 ranked)	6	1	9.4	High Point	10.7	New Mexico	9.4
Shutouts (170 ranked)	170	4	1	Northeastern	15	Fresno St.	6
Slugging Percentage (299 ranked)	4	1	0.573	High Point	0.616	New Mexico	0.573
Stolen Bases (297 ranked)	274	6	33	VMI	200	Air Force	91
Stolen Bases Per Game (299 ranked)	274	6	0.67	VMI	4.08	Air Force	1.78
Strikeout-to-Walk Ratio (299 ranked)	159	4	1.62	Arkansas	3.57	Fresno St.	2.73
Strikeouts Per Nine Innings (299 ranked)	172	4	7.9	Vanderbilt	11.9	Fresno St.	9.0
Triple Plays (1 ranked)				5 teams tied	1		
Triples (298 ranked)	47	4	14	Arizona	31	Air Force San Jose St.	20 20
Triples Per Game (299 ranked)	51	4	0.29	Arizona	0.61	Air Force San Jose St.	0.39 0.39
WHIP (299 ranked)	254	6	1.88	Northeastern	1.06	Fresno St.	1.47
WL Pct (299 ranked)	80	2	0.592	Northeastern	0.824	Nevada	0.608
Walks Allowed Per Nine Innings (299 ranked)	171	4	4.88	Northeastern	2.56	Fresno St.	3.29

# 2025 NCAA RANKING SUMMARY (INDIVIDUALS)

Statistic	Player	National Rank	Conference Rank	Value	National Leader	Value	Conference Leader	Value
Base on Balls (133 ranked)					Blake Cavill, Troy Miggy Echazarreta, High Point Easton Talt, Oregon St.	59 59 59	Tripp Garrish, Air Force	41
Base on Balls Per Game (150 ranked)					Miggy Echazarreta, High Point	1.23	Paul Myro IV, UNLV	0.85
Batting Average (249 ranked)	Jordy Oriach Khaill Walker Ethan Ott Josh McAlister Will Asby	20 38 102 127 222	1 3 4 5 10	0.403 0.388 0.368 0.364 0.348	Cardell Thibodeaux, Southern U.	0.453	Jordy Oriach, New Mexico	0.403
Complete Games (54 ranked)	Ryan Castillo	54	4	1	Vincent Borghese, Central Conn. St.	6	LJ Mercurius, UNLV Omar Serrano, San Diego St. Griffin Smith, Washington St.	2 2 2
Doubles (112 ranked)	Jordy Oriach Ethan Ott Will Asby	5 17 31	1 2 4	23 20 19	Hayden Jatczak, Kent St.	27	Jordy Oriach, New Mexico	23
Doubles Per Game (142 ranked)	Jordy Oriach Ethan Ott Will Asby	6 10 31	1 2 5	0.48 0.45 0.40	Jarrett Pokrovsky, Penn	0.62	Jordy Oriach, New Mexico	0.48
Earned Run Average (200 ranked)					Jack Ohman, Yale	1.08	Aidan Cremarosa, Fresno St.	3.97
Games Started (13 ranked)					Dylan Mathiesen, Liberty	17	Aidan Cremarosa, Fresno St.	14
Hit Batters (145 ranked)					Jackson Logar, James Madison	26	Davis Rhyne, Air Force Garvey Rumary, San Diego St.	14 14
Hit By Pitch Per Game (147 ranked)					Charlie Scholvin, Toledo	0.71	Billy Ham, Nevada	0.42
Hit by Pitch (126 ranked)					Evan Cloyd, CSU Bakersfield	33	Billy Ham, Nevada	20
Hits (133 ranked)	Jordy Oriach Khaill Walker Will Asby	19 69 86	2 4 5	79 71 70	Cameron Nickens, Austin Peay	93	Dean Toigo, UNLV	81
Hits Allowed Per Nine Innings (150 ranked)					Liam Doyle, Tennessee	4.46	Carson Lane, UNLV	7.79
Hits Per Game (149 ranked)	Jordy Oriach Will Asby Khaill Walker Ethan Ott	13 62 84 101	1 3 4 6	1.65 1.49 1.45 1.43	Aidan Redahan, Central Conn. St.	1.82	Jordy Oriach, New Mexico	1.65
Home Runs (141 ranked)	Jordy Oriach Josh McAlister Will Asby	72 102 141	2 4 5	15 14 13	Mason Neville, Oregon	26	Dean Toigo, UNLV	16
Home Runs Per Game (147 ranked)	Josh McAlister Jordy Oriach Will Asby	69 78 140	1 3 6	0.33 0.31 0.28	Mason Neville, Oregon	0.52	Josh McAlister, New Mexico	0.33
On Base Percentage (149 ranked)	Jordy Oriach	86	1	0.483	Trey Rutledge, Alabama A&M	0.567	Jordy Oriach, New Mexico	0.483
Pitching Appearances (117 ranked)	Josh Barnhouse	24	2	25	Daniel Lingle, William & Mary	30	Peyton Rodgers, San Diego St.	28
Runs (144 ranked)	Jordy Oriach Will Asby	40 82	1 2	61 56	John Bay, Austin Peay	85	Jordy Oriach, New Mexico	61
Runs Batted In (147 ranked)	Jordy Oriach Will Asby	45 147	3 4	60 52	Johnny Sweeney, USC Upstate	78	Dean Toigo, UNLV	71
Runs Batted In Per Game (148 ranked)	Jordy Oriach Will Asby Ethan Ott	43 117 140	2 4 5	1.25 1.11 1.09	Johnny Sweeney, USC Upstate	1.59	Dean Toigo, UNLV	1.42
Runs Per Game (150 ranked)	Jordy Oriach Will Asby Tye Wood	39 65 89	1 2 3	1.27 1.19 1.14	John Bay, Austin Peay	1.63	Jordy Oriach, New Mexico	1.27
Sacrifice Bunts (126 ranked)					Jeff Pierantoni, Yale	17	Evan Sipe, San Diego St.	11
Sacrifice Bunts Per Game (147 ranked)					Jeff Pierantoni, Yale	0.40	Ben Niednagel, Air Force	0.17
Sacrifice Flies (79 ranked)					Joseph Eichelberger, Jackson St. AJ Havrilla, Marshall Ben Slanker, Ohio	10 10 10	Ryan Skjonsby, Washington St.	6

## 2025 MISCELLANEOUS HITTING

Multiple Hit Games	2	3	4	5+	Total
10 ORIACH, Jordy	18	9	1	-	28
12 ASBY, Will	15	6	1	1	23
15 WALKER, Khalil	16	7	-	-	23
47 OTT, Ethan	19	3	1	-	23
9 MCALISTER, Josh	11	4	1	-	16
4 WOOD, Tye	8	7	-	-	15
14 CARRIS, Akili	8	7	-	-	15
3 WASLEFSKY, Karsen	4	4	1	-	9
26 MANSY, Luke	7	1	-	-	8
24 WILLIAMS, Brodey	5	3	-	-	8
48 NEIL, Andrew	5	1	-	-	6
2 BRASS, Cooper	3	2	-	-	5
29 HERD, Caleb	4	-	-	-	4
43 TRUJILLO, Gene	2	-	-	-	2
20 BANISTER, Luke	2	-	-	-	2
TEAM	127	54	5	1	187

Multiple RBI Games	2	3	4	5+	Total
10 ORIACH, Jordy	6	9	2	-	17
12 ASBY, Will	7	5	3	-	15
47 OTT, Ethan	6	5	3	-	14
9 MCALISTER, Josh	9	1	2	-	12
14 CARRIS, Akili	4	4	2	1	11
15 WALKER, Khalil	6	1	1	-	8
4 WOOD, Tye	5	3	-	-	8
3 WASLEFSKY, Karsen	3	1	1	1	6
26 MANSY, Luke	4	1	1	-	6
24 WILLIAMS, Brodey	3	-	1	-	4
29 HERD, Caleb	2	-	2	-	4
48 NEIL, Andrew	1	1	-	1	3
2 BRASS, Cooper	3	-	-	-	3
43 TRUJILLO, Gene	1	2	-	-	3
20 BANISTER, Luke	1	-	1	-	2
5 MILLER, Shane	1	-	-	-	1
TEAM	62	33	19	3	117

Hitting Streaks	Longest	Current
10 ORIACH, Jordy	16	3
47 OTT, Ethan	11	-
12 ASBY, Will	11	11
9 MCALISTER, Josh	11	5
15 WALKER, Khalil	10	2
14 CARRIS, Akili	10	-
24 WILLIAMS, Brodey	9	-
26 MANSY, Luke	9	1
3 WASLEFSKY, Karsen	9	-
4 WOOD, Tye	9	-
2 BRASS, Cooper	6	-
29 HERD, Caleb	5	-
20 BANISTER, Luke	3	-
48 NEIL, Andrew	2	1
43 TRUJILLO, Gene	2	2

Reached Base Streaks	Longest	Current
10 ORIACH, Jordy	23	20
9 MCALISTER, Josh	22	5
47 OTT, Ethan	21	21
26 MANSY, Luke	19	1
12 ASBY, Will	17	11
24 WILLIAMS, Brodey	15	1
4 WOOD, Tye	14	14
15 WALKER, Khalil	14	2
14 CARRIS, Akili	11	-
2 BRASS, Cooper	10	-
3 WASLEFSKY, Karsen	9	1
29 HERD, Caleb	8	5
43 TRUJILLO, Gene	4	2
20 BANISTER, Luke	3	-
48 NEIL, Andrew	3	2
5 MILLER, Shane	1	-

# 2025 NEW MEXICO GAMES SUMMARY

Score by innings	1	2	3	4	5	6	7	8	9	EX	Total
New Mexico	68	50	56	63	55	58	37	44	24	5	460
Opponents	47	52	60	33	63	40	58	40	24	1	418

## Record when ...

Overall	29-20	After 6 leading	23-3
Conference	16-11	..... trailing	2-16
Non-Conference	13-9	..... tied	4-1
Home games	18-6	After 7 leading	23-2
Away games	9-13	..... trailing	2-14
Neutral site	2-1	..... tied	0-1
Day games	16-17	After 8 leading	20-2
Night games	13-3	..... trailing	2-15
vs Left starter	5-2	..... tied	1-0
vs Right starter	24-18		
1-Run games	5-4	Hit 0 home runs	2-8
2-Run games	5-2	... 1 home run	11-4
5+Run games	13-11	... 2+ home runs	16-8
Extra innings	2-0		
Shutouts	1-2	Opponent 0 home runs	12-8
		..... 1 home run	12-5
		..... 2+ HRs	5-7
Scoring 0-2 runs	0-3	Made 0 errors	12-2
..... 3-5 runs	1-9	.... 1 error	8-13
..... 6-9 runs	10-3	.... 2+ errors	9-5
..... 10+ runs	18-5		
Opponent 0-2 runs	1-0	Opp. made 0 errors	7-9
..... 3-5 runs	10-3	..... 1 error	13-7
..... 6-9 runs	13-3	..... 2+ errors	9-4
..... 10+ runs	5-14		
Scored in 1st inning	16-8	Out-hit opponent	21-7
Opp. scored in 1st	12-13	Out-hit by opponent	6-10
Scores first	18-5	Hits are tied	2-3
Opp. scores first	11-15		

## Record when team scores:

Runs	0	1	2	3	4	5	6	7	8	9	10+
W-L	0-2	0-1	0-0	0-3	0-4	1-2	2-1	3-1	1-0	4-1	18-5

## Record when opponent scores:

Runs	0	1	2	3	4	5	6	7	8	9	10+
W-L	1-0	0-0	0-0	4-0	4-2	2-1	4-0	5-2	2-0	2-1	5-14

## Record when leading after:

Inn.	1	2	3	4	5	6	7	8
W-L	13-4	19-5	21-4	24-5	22-4	23-3	23-2	20-2

## Record when trailing after:

Inn.	1	2	3	4	5	6	7	8
W-L	4-9	5-12	8-14	5-13	4-15	2-16	2-14	2-15

## Record when tied after:

Inn.	1	2	3	4	5	6	7	8
W-L	12-7	5-3	0-2	0-2	3-1	4-1	0-1	1-0

Current losing streak: 1

Longest winning streak: 4

Longest losing streak: 4

Home attendance : 12407 ( 22 dates avg = 563 )

Away attendance : 18702 ( 25 dates avg = 748 )

Total attendance: 31109 ( 47 dates avg = 661 )



# 2025 BATTING LEADERS

Hitting minimums - 1 Games 1 AB 2.0 AB/Game 1 TPA 2.0 TPA/Game  
Pitching minimums - 1 Games 0.7 IP/Game

Batting avg		Slugging pct		On base pct	
1. 10 ORIACH, Jordy	.403	1. 10 ORIACH, Jordy	.770	1. 10 ORIACH, Jordy	.483
2. 15 WALKER, Khalil	.388	2. 47 OTT, Ethan	.708	2. 47 OTT, Ethan	.466
3. 47 OTT, Ethan	.368	3. 9 MCALISTER, Josh	.695	3. 4 WOOD, Tye	.458
4. 9 MCALISTER, Josh	.364	4. 12 ASBY, Will	.647	4. 9 MCALISTER, Josh	.456
5. 12 ASBY, Will	.348	5. 15 WALKER, Khalil	.585	5. 15 WALKER, Khalil	.447
Runs scored		Hits		Runs batted in	
1. 10 ORIACH, Jordy	61	1. 10 ORIACH, Jordy	79	1. 10 ORIACH, Jordy	60
2. 12 ASBY, Will	56	2. 15 WALKER, Khalil	71	2. 12 ASBY, Will	52
3. 4 WOOD, Tye	50	3. 12 ASBY, Will	70	3. 47 OTT, Ethan	48
4. 15 WALKER, Khalil	44	4. 47 OTT, Ethan	63	4. 14 CARRIS, Akili	43
47 OTT, Ethan	44	5. 9 MCALISTER, Josh	56	5. 9 MCALISTER, Josh	39
Doubles		Triples		Home runs	
1. 10 ORIACH, Jordy	23	1. 15 WALKER, Khalil	5	1. 10 ORIACH, Jordy	15
2. 47 OTT, Ethan	20	2. 10 ORIACH, Jordy	2	2. 9 MCALISTER, Josh	14
3. 12 ASBY, Will	19	3. 7 tied at.....	1	3. 12 ASBY, Will	13
4. 15 WALKER, Khalil	14			4. 47 OTT, Ethan	12
5. 4 WOOD, Tye	12			5. 2 tied at.....	5
Total bases		Walks		Hit by pitch	
1. 10 ORIACH, Jordy	151	1. 4 WOOD, Tye	32	1. 47 OTT, Ethan	8
2. 12 ASBY, Will	130	2. 10 ORIACH, Jordy	26	2. 10 ORIACH, Jordy	7
3. 47 OTT, Ethan	121	47 OTT, Ethan	26	3. 9 MCALISTER, Josh	6
4. 15 WALKER, Khalil	107	4. 12 ASBY, Will	25	4. 3 tied at...	5
9 MCALISTER, Josh	107	5. 9 MCALISTER, Josh	20		
Sac bunts		Sac flies		Stolen bases	
1. 12 ASBY, Will	2	1. 26 MANSY, Luke	4	1. 9 MCALISTER, Josh	13
15 WALKER, Khalil	2	2. 5 tied at.....	3	2. 4 WOOD, Tye	7
4 WOOD, Tye	2			3. 2 BRASS, Cooper	3
2 BRASS, Cooper	2			3 WASLEFSKY, Karsen	3
5. 4 tied at.....	1			5. 15 WALKER, Khalil	2
Caught stealing		Steal attempts		Stolen base pct	
1. 15 WALKER, Khalil	3	1. 9 MCALISTER, Josh	14	1. 12 ASBY, Will	1.000
3 WASLEFSKY, Karsen	3	2. 4 WOOD, Tye	8	2. 9 MCALISTER, Josh	.929
3. 14 CARRIS, Akili	2	3. 3 WASLEFSKY, Karsen	6	3. 4 WOOD, Tye	.875
4. 6 tied at....	1	4. 15 WALKER, Khalil	5	4. 10 ORIACH, Jordy	.500
		5. 2 BRASS, Cooper	4	3 WASLEFSKY, Karsen	.500
Strikeouts		Grounded into DP		Total plate appearances	
1. 9 MCALISTER, Josh	48	1. 47 OTT, Ethan	6	1. 12 ASBY, Will	234
2. 47 OTT, Ethan	44	2. 24 WILLIAMS, Brodey	4	2. 10 ORIACH, Jordy	232
3. 4 WOOD, Tye	37	10 ORIACH, Jordy	4	3. 15 WALKER, Khalil	208
4. 12 ASBY, Will	32	4. 14 CARRIS, Akili	3	47 OTT, Ethan	208
5. 14 CARRIS, Akili	31	5. 7 tied at....	2	5. 2 tied at...	181
At bats		Games played		Game starts	
1. 12 ASBY, Will	201	1. 15 WALKER, Khalil	49	1. 15 WALKER, Khalil	49
2. 10 ORIACH, Jordy	196	2. 10 ORIACH, Jordy	48	2. 10 ORIACH, Jordy	48
3. 15 WALKER, Khalil	183	3. 12 ASBY, Will	47	3. 12 ASBY, Will	47
4. 47 OTT, Ethan	171	4. 4 WOOD, Tye	44	4. 47 OTT, Ethan	43
5. 14 CARRIS, Akili	160	47 OTT, Ethan	44	5. 9 MCALISTER, Josh	41
Games as sub					
1. 48 NEIL, Andrew	19				
2. 2 BRASS, Cooper	17				
3. 43 TRUJILLO, Gene	14				
4. 26 MANSY, Luke	11				
5. 4 WOOD, Tye	8				

# 2025 PITCHING LEADERS

Hitting minimums - 1 Games 1 AB 2.0 AB/Game 1 TPA 2.0 TPA/Game  
Pitching minimums - 1 Games 0.7 IP/Game

Earned run avg		Opposing bat avg		Won-loss pct	
1. 7 WHITE, Tommy	4.54	1. 33 PURSER, Daxton	.286	1. 7 WHITE, Tommy	1.000
2. 34 BARNHOUSE, Josh	5.26	2. 34 BARNHOUSE, Josh	.287	2. 34 BARNHOUSE, Josh	.800
3. 33 PURSER, Daxton	7.11	3. 7 WHITE, Tommy	.292	3. 39 CASTILLO, Ryan	.571
4. 39 CASTILLO, Ryan	8.41	4. 31 PENGELLY, Dayne	.341	4. 33 PURSER, Daxton	.500
5. 31 PENGELLY, Dayne	8.77	5. 39 CASTILLO, Ryan	.352	31 PENGELLY, Dayne	.500
Wins		Losses		Saves	
1. 25 WISEMAN, Luke	4	1. 33 PURSER, Daxton	3	1. 23 CUNNINGHAM, Ty	10
34 BARNHOUSE, Josh	4	39 CASTILLO, Ryan	3	2. 7 WHITE, Tommy	1
39 CASTILLO, Ryan	4	8 ALVAREZ, Diego	3	34 BARNHOUSE, Josh	1
4. 33 PURSER, Daxton	3	4. 4 tied at.....	2	8 ALVAREZ, Diego	1
5. 5 tied at.....	2			33 PURSER, Daxton	1
Innings pitched		Batters struck out		Appearances	
1. 33 PURSER, Daxton	62.0	1. 33 PURSER, Daxton	72	1. 34 BARNHOUSE, Josh	25
2. 39 CASTILLO, Ryan	40.2	2. 39 CASTILLO, Ryan	37	2. 25 WISEMAN, Luke	21
3. 31 PENGELLY, Dayne	40.0	3. 31 PENGELLY, Dayne	34	3. 23 CUNNINGHAM, Ty	20
4. 34 BARNHOUSE, Josh	39.1	4. 7 WHITE, Tommy	29	4. 7 WHITE, Tommy	17
5. 7 WHITE, Tommy	33.2	5. 34 BARNHOUSE, Josh	27	5. 33 PURSER, Daxton	15
Games started		Games finished		Games in relief	
1. 31 PENGELLY, Dayne	11	1. 23 CUNNINGHAM, Ty	16	1. 34 BARNHOUSE, Josh	25
2. 33 PURSER, Daxton	9	2. 34 BARNHOUSE, Josh	8	2. 25 WISEMAN, Luke	21
39 CASTILLO, Ryan	9	3. 7 WHITE, Tommy	6	3. 23 CUNNINGHAM, Ty	20
4. 17 MOGEN, Cristian	6	4. 33 PURSER, Daxton	4	4. 7 WHITE, Tommy	17
5. 3 tied at.....	4	5. 6 MCBROOM, Brian	3	5. 49 MESSMORE, Jack	11
Wild pitches		Balks		Hit batters	
1. 33 PURSER, Daxton	8	1. 49 MESSMORE, Jack	1	1. 35 MONTEFORTE, Presley	9
39 CASTILLO, Ryan	8	35 MONTEFORTE, Presley	1	2. 7 WHITE, Tommy	7
3. 27 LOPEZ, David	5	25 WISEMAN, Luke	1	31 PENGELLY, Dayne	7
4. 31 PENGELLY, Dayne	3			4. 27 LOPEZ, David	5
5. 5 tied at.....	2			11 CORNELIUS, Matt	5
Intentional BB allowed		Runners picked off		Batters SO out looking	
1. 25 WISEMAN, Luke	1	1. 11 CORNELIUS, Matt	1	1. 33 PURSER, Daxton	17
		8 ALVAREZ, Diego	1	2. 39 CASTILLO, Ryan	15
		33 PURSER, Daxton	1	31 PENGELLY, Dayne	15
				4. 7 WHITE, Tommy	11
				5. 2 tied at.....	9
Sac bunts allowed		Sac flies allowed		Hits allowed	
1. 34 BARNHOUSE, Josh	3	1. 33 PURSER, Daxton	5	1. 7 WHITE, Tommy	38
2. 31 PENGELLY, Dayne	2	49 MESSMORE, Jack	5	2. 34 BARNHOUSE, Josh	43
3. 8 tied at.....	1	3. 34 BARNHOUSE, Josh	4	3. 31 PENGELLY, Dayne	58
		4. 31 PENGELLY, Dayne	3	4. 39 CASTILLO, Ryan	63
		5. 5 tied at.....	2	5. 33 PURSER, Daxton	73
Runs allowed		Earned runs allowed		Walks allowed	
1. 7 WHITE, Tommy	18	1. 7 WHITE, Tommy	17	1. 39 CASTILLO, Ryan	12
2. 34 BARNHOUSE, Josh	24	2. 34 BARNHOUSE, Josh	23	2. 7 WHITE, Tommy	15
3. 39 CASTILLO, Ryan	41	3. 39 CASTILLO, Ryan	38	34 BARNHOUSE, Josh	15
4. 31 PENGELLY, Dayne	45	4. 31 PENGELLY, Dayne	39	4. 33 PURSER, Daxton	27
5. 33 PURSER, Daxton	56	5. 33 PURSER, Daxton	49	5. 31 PENGELLY, Dayne	30
Doubles allowed		Triples allowed		Home runs allowed	
1. 7 WHITE, Tommy	9	1. 31 PENGELLY, Dayne	2	1. 31 PENGELLY, Dayne	1
2. 34 BARNHOUSE, Josh	11	7 WHITE, Tommy	2	2. 7 WHITE, Tommy	3
3. 31 PENGELLY, Dayne	16	39 CASTILLO, Ryan	2	3. 34 BARNHOUSE, Josh	4
39 CASTILLO, Ryan	16	33 PURSER, Daxton	2	39 CASTILLO, Ryan	4
5. 33 PURSER, Daxton	19	5. 34 BARNHOUSE, Josh	6	5. 33 PURSER, Daxton	8

# SUPERLATIVES

## INDIVIDUAL HIGHS

At bats:	6	-	(24 times)
Runs scored:	5	-	OTT, Ethan vs Washington State (Apr 12, 2025)
Hits:	5	-	ASBY, Will at San Diego State (05-04-25)
RBIs:	5	-	WASLEFSKY, Karsen vs UNLV (Mar 15, 2025)
	5	-	NEIL, Andrew vs UNLV (Mar 16, 2025)
	5	-	CARRIS, Akili vs Grand Canyon (Mar 25, 2025)
Doubles:	2	-	(21 times)
Triples:	1	-	(14 times)
Home runs:	2	-	(7 times)
Total bases:	10	-	ASBY, Will at San Diego State (05-04-25)
Walks:	3	-	(11 times)
Strikeouts:	4	-	MCALISTER, Josh at Nevada (Mar 21, 2025)
	4	-	MCALISTER, Josh at NM State (Apr 01, 2025)
	4	-	WOOD, Tye at UNLV (Apr 17, 2025)
Sac hits:	2	-	ASBY, Will vs Seton Hall (Feb 16, 2025 at Scottsdale, Ariz.)
	2	-	WALKER, Khalil vs N. Colorado (Feb 22, 2025)
Sac flies:	2	-	OTT, Ethan vs Seton Hall (Feb 16, 2025 at Scottsdale, Ariz.)
Stolen bases:	2	-	(5 times)
Hit by pitch:	2	-	WOOD, Tye vs Rhode Island (Mar 02, 2025)
	2	-	MCALISTER, Josh vs Rhode Island (Mar 02, 2025)
Caught stealing:	1	-	(14 times)
Runners LOB:	7	-	CARRIS, Akili vs Washington State (Apr 13, 2025)

### Fielding

Putouts:	18	-	WILLIAMS, Brodey at Nevada (Mar 21, 2025)
Assists:	7	-	MCALISTER, Josh vs Rhode Island (Mar 02, 2025)
Errors:	2	-	WASLEFSKY, Karsen vs UNLV (Mar 16, 2025)
	2	-	CARRIS, Akili at Fresno State (Apr 04, 2025)
	2	-	CARRIS, Akili at San Diego State (05-02-25)
Passed balls:	3	-	BANISTER, Luke at Tarleton State (Mar 08, 2025)

### Pitching

Innings pitched:	8.0	-	CASTILLO, Ryan vs UNLV (Mar 15, 2025)
Runs allowed:	9	-	PURSER, Daxton vs N. Colorado (Feb 22, 2025)
	9	-	ALVAREZ, Diego vs Rhode Island (Feb 28, 2025)
Earned runs:	9	-	PURSER, Daxton vs N. Colorado (Feb 22, 2025)
	9	-	ALVAREZ, Diego vs Rhode Island (Feb 28, 2025)
Walks allowed:	6	-	PENGELLY, Dayne at Nevada (Mar 23, 2025)
Strikeouts:	11	-	PURSER, Daxton at Nevada (Mar 21, 2025)
Hits allowed:	11	-	PURSER, Daxton vs Washington State (Apr 11, 2025)
	11	-	PURSER, Daxton vs San Jose State (Apr 25, 2025)
Doubles allowed:	5	-	PENGELLY, Dayne vs Washington State (Apr 13, 2025)
Triples allowed:	2	-	ALVAREZ, Diego vs Rhode Island (Feb 28, 2025)
	2	-	ALVAREZ, Diego at Tarleton State (Mar 07, 2025)
	2	-	LOPEZ, David at Tarleton State (Mar 08, 2025)
Homers allowed:	3	-	LOPEZ, David vs Rhode Island (Mar 01, 2025)
Wild pitches:	3	-	LOPEZ, David vs UC Irvine (Feb 15, 2025 at Mesa, AZ)
Hit batters:	3	-	LOPEZ, David vs N. Colorado (Feb 22, 2025)

## TEAM HIGHS

At bats:	48	-	vs N. Colorado (Feb 21, 2025)
Runs scored:	25	-	vs San Jose State (Apr 25, 2025)
Hits:	23	-	vs N. Colorado (Feb 21, 2025)
RBIs:	24	-	vs Washington State (Apr 12, 2025)
Doubles:	8	-	vs Washington State (Apr 12, 2025)
Triples:	2	-	vs Austin Peay (Feb 14, 2025 at Mesa, Arizona)
Home runs:	6	-	at UNLV (Apr 17, 2025)
Total bases:	37	-	vs N. Colorado (Feb 22, 2025)
Walks:	11	-	vs Rhode Island (Mar 02, 2025)
	11	-	at NM State (Apr 15, 2025)
	11	-	vs San Jose State (Apr 25, 2025)
Strikeouts:	22	-	at Nevada (Mar 21, 2025)
Sac hits:	3	-	vs Seton Hall (Feb 16, 2025 at Scottsdale, Ariz.)
Sac flies:	3	-	vs San Jose State (Apr 25, 2025)
Stolen bases:	5	-	vs N. Colorado (Feb 21, 2025)
Hit by pitch:	6	-	vs Washington State (Apr 12, 2025)
Caught stealing:	2	-	vs N. Colorado (Feb 23, 2025)
Runners LOB:	19	-	at Nevada (Mar 21, 2025)
Hit into DP:	3	-	vs Air Force (Mar 28, 2025)
	3	-	at UNLV (Apr 19, 2025)

### Fielding

Putouts:	36	-	at Nevada (Mar 21, 2025)
Assists:	17	-	vs Rhode Island (Mar 02, 2025)
Errors:	3	-	at Tarleton State (Mar 07, 2025)
	3	-	vs UNLV (Mar 16, 2025)
Passed balls:	3	-	at Tarleton State (Mar 08, 2025)
DPs turned:	3	-	vs Washington State (Apr 13, 2025)

### Pitching

Innings pitched:	12.0	-	at Nevada (Mar 21, 2025)
Runs allowed:	20	-	at Nevada (Mar 22, 2025)
Earned runs:	20	-	at Nevada (Mar 22, 2025)
Walks allowed:	13	-	at UNLV (Apr 18, 2025)
Strikeouts:	17	-	at Nevada (Mar 21, 2025)
Hits allowed:	21	-	at Nevada (Mar 22, 2025)
Doubles allowed:	9	-	at Nevada (Mar 22, 2025)
Triples allowed:	3	-	vs Rhode Island (Feb 28, 2025)
	3	-	vs Rhode Island (Mar 01, 2025)
	3	-	at Tarleton State (Mar 07, 2025)
Homers allowed:	4	-	vs Rhode Island (Mar 01, 2025)
Wild pitches:	3	-	(4 times)
Hit batters:	5	-	vs UC Irvine (Feb 15, 2025 at Mesa, AZ)

## MISCELLANEOUS

### TIME OF GAME

Longest game, innings	12, March 21 at Nevada
Longest game, time (9 innings)	3:40, April 13 vs Washington State (G2)
Shortest game, time (9 innings)	2:15, Feb. 14 vs Austin Peay
Shortest game, time	1:55, Feb. 18 at Arizona, 7 inn.

### IN A THREE-GAME SERIES

#### BY UNM

Most runs	56, April 25-27 vs. San Jose State
Most hits	60, April 25-27 vs. San Jose State
Most errors	5, March 14-16 vs. UNLV
	5, April 17-19 at UNLV
Fewest errors	1, March 21-23 at Nevada
	1, April 11-13 vs. Washington State

#### BY OPPONENT

Fewest runs	17, March 14-16 vs. UNLV
Fewest hits	35, April 25-27 vs. San Jose State
	35, May 2-4 at San Diego State
Most errors	9, April 25-27 vs. San Jose State

# 2025 BATTING GAME BY GAME

Date	Opponent	ab	r	h	rbi	2b	3b	hr	tb	bb	ibb	sb	cs	hbp	sac	sf	gdp	k	po	a	e	lob	avg
Feb 14	vs Austin Peay	38	9	11	9	4	2	1	22	6	0	0	0	5	0	0	0	15	27	5	0	13	.289
Feb 15	vs UC Irvine	30	4	4	4	2	0	1	9	4	0	0	0	1	0	1	0	10	27	7	2	5	.221
Feb 16	vs Seton Hall	25	5	8	4	1	0	1	12	3	0	1	0	0	3	2	1	3	27	6	0	4	.247
Feb 18	at Arizona	24	0	4	0	0	0	0	4	0	0	0	1	1	0	0	0	6	19	6	1	4	.231
Feb 21	N. COLORADO	48	15	23	14	6	0	0	29	3	0	5	0	1	0	1	1	6	27	12	1	11	.303
Feb 22	N. COLORADO	41	11	16	8	4	1	0	22	2	0	1	1	1	2	2	0	5	27	7	1	10	.320
Feb 22	N. COLORADO	39	13	16	13	4	1	5	37	7	0	0	0	1	0	0	1	7	27	11	1	10	.335
Feb 23	N. COLORADO	34	12	14	11	2	0	2	22	6	0	4	2	2	0	1	2	4	27	14	1	7	.344
Feb 25	NM STATE	32	7	9	7	1	1	1	15	2	0	0	0	3	0	1	1	9	27	14	0	7	.338
Feb 28	RHODE ISLAND	42	13	15	12	4	1	4	33	6	0	0	0	0	1	0	2	5	27	14	1	9	.340
Mar 01	RHODE ISLAND	39	15	17	13	5	0	1	25	8	0	2	0	1	0	1	1	9	27	13	1	10	.349
Mar 02	RHODE ISLAND	27	8	10	6	3	1	2	21	6	0	1	0	0	0	0	1	2	21	11	0	7	.351
Mar 02	RHODE ISLAND	29	10	6	9	0	1	1	11	11	0	3	1	5	0	0	2	6	27	17	2	11	.342
Mar 07	at Tarleton State	36	4	10	4	4	0	2	20	1	0	1	0	2	1	0	0	11	24	8	3	9	.337
Mar 08	at Tarleton State	24	0	3	0	0	0	0	3	4	0	0	0	0	0	0	1	6	18	11	0	7	.327
Mar 08	at Tarleton State	38	6	13	6	2	0	1	18	3	0	0	1	0	0	1	0	4	24	10	1	9	.328
Mar 09	at Tarleton State	32	3	7	3	3	0	0	10	3	0	1	1	1	0	0	0	11	25	9	1	6	.322
*Mar 14	UNLV	40	12	16	12	3	1	2	27	3	0	0	1	0	0	0	0	5	27	12	0	7	.327
*Mar 15	UNLV	33	13	14	13	3	0	1	20	9	0	0	1	2	0	1	1	3	24	15	2	9	.332
*Mar 16	UNLV	37	11	13	11	2	0	3	24	6	0	0	0	2	0	1	0	6	27	6	3	10	.333
*Mar 21	at Nevada	46	6	13	5	2	1	1	20	9	1	0	0	3	2	1	0	22	36	10	0	19	.330
*Mar 22	at Nevada	28	4	8	4	2	0	2	16	0	0	0	0	0	0	0	0	3	18	6	1	3	.328
*Mar 23	at Nevada	39	5	12	4	3	0	2	21	1	0	0	0	1	1	0	0	10	24	11	0	10	.327
Mar 25	GRAND CANYON	34	12	9	10	2	0	4	23	4	0	0	0	0	0	0	1	5	27	13	1	2	.325
*Mar 28	AIR FORCE	33	7	13	7	3	0	1	19	6	0	0	0	0	0	1	3	5	27	7	1	9	.327
*Mar 29	AIR FORCE	34	12	10	12	1	0	3	20	5	1	1	0	1	0	0	0	7	27	9	1	4	.326
*Mar 30	AIR FORCE	30	1	4	0	1	0	0	5	6	0	0	0	1	0	0	1	7	27	16	1	9	.320
Apr 01	at NM State	45	15	17	15	4	0	3	30	5	0	0	0	1	0	0	0	17	27	8	2	9	.322
*Apr 04	at Fresno State	36	5	9	5	2	0	3	20	2	0	0	1	0	0	0	0	15	24	8	2	6	.320
*Apr 05	at Fresno State	35	3	8	3	2	0	1	13	4	0	0	1	0	0	0	0	9	24	11	1	9	.317
*Apr 06	at Fresno State	37	7	9	7	2	0	0	11	3	0	0	0	1	0	1	0	9	24	6	1	8	.314
Apr 08	TEXAS TECH	35	15	16	13	3	0	3	28	10	1	0	1	1	0	1	1	6	24	6	1	11	.319
*Apr 11	WASHINGTON STATE	38	10	17	10	5	0	2	28	6	0	2	1	1	0	0	1	4	27	11	0	11	.323
*Apr 12	WASHINGTON STATE	38	24	20	24	8	0	1	31	8	0	0	0	6	0	2	1	3	21	9	0	11	.329
*Apr 13	WASHINGTON STATE	40	11	15	9	1	1	2	24	6	0	0	0	2	0	1	1	6	27	10	1	11	.331
Apr 15	at NM State	35	12	10	12	3	0	1	16	11	0	0	0	2	0	2	0	9	27	5	2	11	.330
*Apr 17	at UNLV	41	13	15	12	2	0	6	35	4	0	1	0	0	0	1	0	10	27	6	2	6	.331
*Apr 18	at UNLV	36	3	9	3	1	1	0	12	2	0	0	0	0	0	0	0	10	24	6	2	8	.329
*Apr 19	at UNLV	31	6	9	5	2	0	1	14	9	1	1	0	1	1	1	3	3	27	15	1	10	.328
Apr 22	NM STATE	34	7	10	6	3	0	2	19	5	0	0	0	1	0	0	1	7	27	9	0	9	.327
*Apr 25	SAN JOSE STATE	37	25	21	21	5	0	2	32	11	0	1	0	0	0	3	0	5	21	6	2	8	.333
*Apr 26	SAN JOSE STATE	36	19	20	17	4	0	3	33	3	0	0	1	0	0	0	2	7	21	8	0	2	.338
*Apr 27	SAN JOSE STATE	46	12	19	12	4	0	2	29	2	0	0	0	0	0	1	0	9	27	12	1	10	.341
*05-02-25	at San Diego State	39	9	11	9	2	0	0	13	8	0	0	0	1	0	2	1	10	30	12	2	11	.339
*05-03-25	at San Diego State	37	9	11	9	5	1	0	18	8	0	2	0	1	0	0	0	6	27	10	2	10	.338
*05-04-25	at San Diego State	45	15	19	15	2	0	5	36	4	0	2	0	0	1	0	1	8	27	9	0	8	.341
*May 09	at Air Force	40	9	12	9	4	1	1	21	1	0	1	0	0	0	0	0	7	24	9	2	5	.340
*May 10	at Air Force	41	9	14	8	1	0	4	27	5	0	1	0	0	0	1	0	4	27	9	0	11	.340
*May 11	at Air Force	35	4	9	4	1	0	2	16	4	0	2	0	1	0	0	1	9	24	7	1	9	.338
Totals		1769	460	598	429	133	14	85	1014	245	4	33	14	53	12	30	32	365	1250	472	51	415	.338



# 2025 PITCHING GAME BY GAME

Date	Opponent	ip	h	r	er	bb	so	2b	3b	hr	wp	bk	hbp	dp	ibb	score	w-l	sv	era
Feb 14	vs Austin Peay	9.0	8	6	6	3	10	1	1	2	1	0	1	0	0	9-6	1-0	1	6.00
Feb 15	vs UC Irvine	9.0	15	18	17	9	13	5	0	2	3	0	5	0	0	4-18	1-1	1	11.50
Feb 16	vs Seton Hall	9.0	10	3	3	2	8	3	1	0	0	0	1	0	0	5-3	2-1	2	8.67
Feb 18	at Arizona	6.1	11	10	10	3	6	3	2	1	1	0	2	0	0	0-10	2-2	2	9.72
Feb 21	N. COLORADO	9.0	20	16	15	2	7	6	0	0	1	0	2	1	0	15-16	2-3	2	10.84
Feb 22	N. COLORADO	9.0	15	15	14	7	8	5	1	0	3	0	4	1	0	11-15	2-4	2	11.40
Feb 22	N. COLORADO	9.0	9	4	4	3	8	1	0	1	0	0	1	1	0	13-4	3-4	3	10.29
Feb 23	N. COLORADO	9.0	12	7	6	3	7	2	0	1	1	0	1	2	0	12-7	4-4	3	9.74
Feb 25	NM STATE	9.0	2	0	0	3	9	1	0	0	0	0	1	2	0	7-0	5-4	3	8.62
Feb 28	RHODE ISLAND	9.0	14	14	14	4	9	3	3	3	0	0	2	1	0	13-14	5-5	3	9.17
Mar 01	RHODE ISLAND	9.0	16	14	14	6	4	1	3	4	1	0	0	2	0	15-14	6-5	4	9.62
Mar 02	RHODE ISLAND	7.0	9	4	4	3	6	0	2	2	0	0	0	1	0	8-4	7-5	4	9.32
Mar 02	RHODE ISLAND	9.0	10	9	8	6	9	4	0	1	1	0	2	1	0	10-9	8-5	5	9.21
Mar 07	at Tarleton State	8.0	10	10	9	4	7	0	3	1	0	1	1	0	0	4-10	8-6	5	9.27
Mar 08	at Tarleton State	6.0	8	4	4	1	4	1	2	0	0	0	2	1	0	0-4	8-7	5	9.12
Mar 08	at Tarleton State	8.0	8	9	6	5	11	4	0	0	2	0	1	0	0	6-9	8-8	5	8.98
Mar 09	at Tarleton State	8.1	7	4	4	7	4	3	1	0	0	0	1	1	0	3-4	8-9	5	8.71
*Mar 14	UNLV	9.0	11	6	6	5	7	5	0	2	2	0	0	1	0	12-6	9-9	5	8.55
*Mar 15	UNLV	8.0	8	3	3	0	8	3	0	0	1	0	0	0	0	13-3	10-9	5	8.29
*Mar 16	UNLV	9.0	18	8	5	1	7	3	0	0	0	0	0	1	0	11-8	11-9	5	8.11
*Mar 21	at Nevada	12.0	9	4	4	6	17	3	1	0	0	0	1	1	0	6-4	12-9	6	7.77
*Mar 22	at Nevada	6.0	21	20	20	4	4	9	1	2	1	0	2	1	0	4-20	12-10	6	8.49
*Mar 23	at Nevada	8.0	8	7	7	8	9	1	0	2	0	0	0	0	0	5-7	12-11	6	8.46
Mar 25	GRAND CANYON	9.0	16	10	9	8	5	1	1	1	0	0	2	1	0	12-10	13-11	7	8.48
*Mar 28	AIR FORCE	9.0	8	4	4	2	12	3	0	0	1	0	1	0	0	7-4	14-11	8	8.29
*Mar 29	AIR FORCE	9.0	8	7	7	8	10	2	0	2	3	0	2	1	0	12-7	15-11	8	8.24
*Mar 30	AIR FORCE	9.0	11	7	6	6	8	4	1	0	0	0	1	1	0	1-7	15-12	8	8.15
Apr 01	at NM State	9.0	11	10	10	6	11	4	0	1	0	1	3	0	0	15-10	16-12	8	8.22
*Apr 04	at Fresno State	8.0	10	12	10	5	5	3	1	0	0	0	2	0	0	5-12	16-13	8	8.32
*Apr 05	at Fresno State	8.0	13	11	7	5	4	6	0	2	0	1	3	1	0	3-11	16-14	8	8.31
*Apr 06	at Fresno State	8.0	17	13	11	7	10	3	0	1	2	0	1	0	0	7-13	16-15	8	8.43
Apr 08	TEXAS TECH	8.0	8	5	5	2	6	3	0	0	0	0	1	0	0	15-5	17-15	8	8.35
*Apr 11	WASHINGTON STATE	9.0	17	9	9	4	5	2	0	1	0	0	0	0	0	10-9	18-15	9	8.37
*Apr 12	WASHINGTON STATE	7.0	16	14	14	2	7	2	0	1	1	0	1	0	0	24-14	19-15	9	8.60
*Apr 13	WASHINGTON STATE	9.0	15	16	16	10	7	6	1	2	1	0	4	3	0	11-16	19-16	9	8.83
Apr 15	at NM State	9.0	11	10	9	11	13	1	0	0	2	0	3	1	0	12-10	20-16	10	8.83
*Apr 17	at UNLV	9.0	9	7	5	6	6	1	0	1	0	0	0	0	0	13-7	21-16	10	8.72
*Apr 18	at UNLV	8.0	8	10	9	13	6	0	0	1	0	0	2	0	0	3-10	21-17	10	8.76
*Apr 19	at UNLV	9.0	9	3	2	3	5	2	0	0	0	0	0	1	0	6-3	22-17	11	8.57
Apr 22	NM STATE	9.0	6	6	6	4	6	1	0	1	0	0	1	0	0	7-6	23-17	12	8.51
*Apr 25	SAN JOSE STATE	7.0	11	5	4	2	9	3	1	1	0	0	0	2	0	25-5	24-17	12	8.44
*Apr 26	SAN JOSE STATE	7.0	8	3	3	0	7	3	1	0	0	0	1	2	0	19-3	25-17	12	8.35
*Apr 27	SAN JOSE STATE	9.0	16	14	11	4	8	7	1	2	0	0	2	0	0	12-14	25-18	12	8.41
*05-02-25	at San Diego State	10.0	10	7	4	7	8	2	1	0	3	0	1	1	0	9-7	26-18	12	8.29
*05-03-25	at San Diego State	9.0	12	8	5	2	8	2	1	1	1	0	2	1	0	9-8	27-18	13	8.21
*05-04-25	at San Diego State	9.0	13	7	7	3	6	6	0	0	2	0	0	2	0	15-7	28-18	13	8.18
*May 09	at Air Force	8.0	13	14	13	5	4	3	1	1	2	0	0	0	0	9-14	28-19	13	8.31
*May 10	at Air Force	9.0	12	6	6	5	6	2	1	1	0	0	1	1	0	9-6	29-19	14	8.26
*May 11	at Air Force	8.0	13	5	5	1	3	4	0	0	2	0	0	0	1	4-5	29-20	14	8.21
Totals		416.2	560	418	380	226	367	143	32	44	38	3	64	36	1	460-418	29-20	14	8.21

# 2025 LINE SCORES

Feb 14, 2025 at Mesa, Arizona

Score by Innings	1	2	3	4	5	6	7	8	9	R	H	E
New Mexico	0	4	0	1	1	0	1	2	0	-	9	11 0
Austin Peay	2	0	0	0	1	0	3	0	0	-	6	8 0
WP-BARNHOUSE, Josh (1-0)	Save-PURSER, Daxton(1) LP-SHATWELL, Kade (0-1) T-2:15 A-39											
HR UNM - MCALESTER, Josh (1)												
HR APSU - SZAKO, Brody (1), FREEMAN, Gus (1)												

Feb 15, 2025 at Mesa, AZ

Score by Innings	1	2	3	4	5	6	7	8	9	R	H	E
UC Irvine	0	3	1	0	3	0	7	0	4	-	18	15 0
New Mexico	0	0	0	0	0	3	0	0	1	-	4	4 2
WP-Ross, Jack (1-0)	LP-LOPEZ, David (0-1) T-3:24 A-545											
HR UCI - Call, Chase, McCombs, Jacob												
HR UNM - WOOD, Tye												

Feb 16, 2025 at Scottsdale, Ariz.

Score by Innings	1	2	3	4	5	6	7	8	9	R	H	E
Seton Hall	0	0	0	0	0	1	0	1	1	-	3	10 1
New Mexico	0	2	0	0	0	1	0	2	X	-	5	8 0
WP-CASTILLO, Ryan (1-0)	Save-CUNNINGHAM, Ty(1) LP-HANSEN (0-1) T-2:44 A-0											
HR UNM - MCALESTER, Josh												

Feb 18, 2025 at Tucson, Ariz.

Score by Innings	1	2	3	4	5	6	7	8	9	R	H	E
New Mexico	0	0	0	0	0	0	0	0	-	0	4	1
Arizona	0	0	0	3	3	2	2	-	-	10	11	0
WP-Hicks, G. (1-0)	LP-ALVAREZ, Diego (0-1) T-1:58 A-2198											
HR GRIZ - Guzman, A. (1)												

Feb 21, 2025 at Albuquerque, N.M.

Score by Innings	1	2	3	4	5	6	7	8	9	R	H	E
N. Colorado	2	5	1	0	8	0	0	0	0	-	16	20 0
New Mexico	5	0	3	1	0	2	2	0	2	-	15	23 1
WP-Mason Bright (1-0)	Save-Jack Tuttle(2) LP-MESSMORE, Jack (0-1) T-3:09 A-530											

Feb 22, 2025 at Albuquerque, N.M.

Score by Innings	1	2	3	4	5	6	7	8	9	R	H	E
N. Colorado	2	0	0	2	0	2	4	1	4	-	15	15 3
New Mexico	1	4	2	0	2	0	1	1	1	-	11	16 1
WP-Brady Hudson (1-0)	LP-PURSER, Daxton (0-1) T-3:11 A-0											
Feb 22, 2025 at Albuquerque, N.M.												
Score by Innings	1	2	3	4	5	6	7	8	9	R	H	E
N. Colorado	2	1	1	0	0	0	0	0	0	-	4	9 0
New Mexico	2	4	2	2	1	0	0	X	-	13	16	1
WP-ALVAREZ, Diego (1-1)	Save-CUNNINGHAM, Ty(2) LP-Dylan Smith (0-1) T-2:26 A-657											
HR UNC - Kai Wagner (2)												
HR UNM - ASBY, Will (1), ORiach, Jordy (1), OTT, Ethan (1), HERD, Caleb (1), WASLEFSKY, Kar												

Feb 23, 2025 at Albuquerque, N.M.

Score by Innings	1	2	3	4	5	6	7	8	9	R	H	E
N. Colorado	0	0	3	1	1	0	0	0	2	-	7	12 1
New Mexico	3	5	0	0	0	3	0	1	X	-	12	14 1
WP-WHITE, Tommy (1-0)	LP-Lucas Stone (0-1) T-3:00 A-685											
HR UNC - Jake Bullard (1)												
HR UNM - ORiach, Jordy (2), WALKER, Khalil (1)												

Feb 25, 2025 at Albuquerque, N.M.

Score by Innings	1	2	3	4	5	6	7	8	9	R	H	E
NM State	0	0	0	0	0	0	0	0	0	-	0	2 1
New Mexico	0	1	5	0	0	0	0	1	X	-	7	9 0
WP-PENGELLY, Dayne (1-0)	LP-Matthew Yarc (0-1) T-2:23 A-1005											
HR UNM - ORiach, Jordy (3)												

Feb 28, 2025 at Albuquerque, N.M.

Score by Innings	1	2	3	4	5	6	7	8	9	R	H	E
Rhode Island	1	4	1	1	2	0	0	3	2	-	14	14 2
New Mexico	1	5	2	0	3	0	0	2	0	-	13	15 1
WP-Joe Sabbath (1-0)	LP-PURSER, Daxton (0-2) T-3:19 A-506											
HR URI - Anthony DePino 2 (3), Jack Hopko (2)												
HR UNM - ORiach, Jordy (4), MCALESTER, Josh 2 (4), WALKER, Khalil (2)												

Mar 01, 2025 at Albuquerque, N.M.

Score by Innings	1	2	3	4	5	6	7	8	9	R	H	E
Rhode Island	3	0	2	0	2	0	5	2	0	-	14	16 2
New Mexico	4	2	1	0	2	5	1	0	X	-	15	17 1
WP-LOPEZ, David (1-1)	Save-CUNNINGHAM, Ty(1) LP-Jake Cullen (0-1) T-3:18 A-427											
HR URI - Anthony DePino (4), DJ Perron 2 (5), Nic Notarangelo (1)												
HR UNM - OTT, Ethan (2)												

Mar 02, 2025 at Albuquerque, N.M.

Score by Innings	1	2	3	4	5	6	7	R	H	E	
Rhode Island	0	0	1	0	2	0	1	-	4	9	0
New Mexico	0	5	1	2	0	0	X	-	8	10	0
WP-CASTILLO, Ryan (2-0) LP-Connor Johnston (0-2) T-2:10 A-0											
HR URI - Anthony DePino 2 (6)											
HR UNM - ASBY, Will (2), MCALESTER, Josh (5)											

Mar 02, 2025 at Albuquerque, N.M.

Score by Innings	1	2	3	4	5	6	7	8	9	R	H	E
Rhode Island	0	0	1	3	2	1	1	0	1	-	9	10 1
New Mexico	2	0	5	0	0	1	2	0	X	-	10	6 2
WP-WISEMAN, Luke (1-0)	Save-CUNNINGHAM, Ty(4) LP-Parker Aikens (1-2) T-3:24 A-643											
HR URI - Anthony DePino (7)												
HR UNM - BANISTER, Luke (1)												

Mar 07, 2025 at Stephenville, Texas

Score by Innings	1	2	3	4	5	6	7	8	9	R	H	E
New Mexico	2	0	0	0	1	0	1	0	0	-	4	10 3
Tarleton State	1	0	0	0	4	5	0	X	-	10	10	0
WP-Lucas, A (1-2)	LP-ALVAREZ, Diego (1-2) T-2:47 A-410											
HR UNM - ORiach, Jordy 2 (6)												
HR TSU - Shirey, I. (2)												

Mar 08, 2025 at Stephenville, Texas

April 08, 2025 at Stephenville, Texas

Score by Innings	1	2	3	4	5	6	7	R	H	E	
New Mexico	0	0	0	0	0	0	0	-	0	3	0
Tarleton State	0	0	2	2	0	0	X	-	4	8	1

WP-Panneton, B. (2-1) LP-LOPEZ, David (1-2) T-2:00 A-337

Mar 08, 2025 at Stephenville, Texas

Score by Innings	1	2	3	4	5	6	7	8	9	R	H	E
New Mexico	0	0	0	3	0	0	2	0	1	-	6	13 1
Tarleton State	3	2	0	0	1	0	3	0	X	-	9	8 1
WP-Olson, T. (1-1)	LP-CASTILLO, Ryan (2-1) T-3:05 A-298											
HR UNM - TRUJILLO, Gene (1)												

Mar 09, 2025 at Stephenville, Texas

Score by Innings	1	2	3	4	5	6	7	8	9	R	H	E
New Mexico	3	0	0	0	0	0	0	0	0	-	3	7 1
Tarleton State	0	1	0	0	0	1	0	0	2	-	4	7 0
WP-Jaques, E. (3-0)	LP-CUNNINGHAM, Ty (0-1) T-2:42 A-355											

Mar 14, 2025 at Albuquerque, N.M.

Score by Innings	1	2	3	4	5	6	7	8	9	R	H	E
UNLV	1	0	1	0	0	4	0	0	0	-	6	11 1
New Mexico	0	0	0	5	3	0	0	4	X	-	12	16 0
WP-PURSER, Daxton (1-2)	LP-LANE (1-2) T-2:35 A-237											
HR LV - TOIGO (7), MYRO (2)												
HR UNM - OTT, Ethan (3), MCALESTER, Josh (6)												

Mar 15, 2025 at Albuquerque, N.M.

Score by Innings	1	2	3	4	5	6	7	8	9	R	H	E
UNLV	1	0	2	0	0	0	0	0	0	-	3	8 0
New Mexico	0	3	5	0	2	0	0	3	-	13	14	2
WP-CASTILLO, Ryan (3-1)	LP-MERCURIUS (1-2) T-2:30 A-400											
HR UNM - HERD, Caleb (2)												

Mar 16, 2025 at Albuquerque, N.M.

Score by Innings	1	2	3	4	5	6	7	8	9	R	H
------------------	---	---	---	---	---	---	---	---	---	---	---

# 2025 HOME RUN TRACKER

NO.	PLAYER	GM#	DATE	OPPONENT	ON BASE	INN	OUTS	COUNT	SCORE	FINAL
1	MCALISTER, J	1	Feb 14	vs Austin Peay	0...	7	1	1-2	6-3	W 9-6
2	WOOD, T.	2	Feb 15	vs UC Irvine	* 0...	6	0	3-1	0-7	L 4-18
3	MCALISTER, J	3	Feb 16	vs Seton Hall	..1.	2	2	2-1	0-0	W 5-3
4	ORIACH, J.	7	Feb 22	N. Colorado	..1.	1	1	0-1	0-2	W 13-4
5	HERD, C.	7	Feb 22	N. Colorado	..1.	2	1	2-0	2-3	W 13-4
6	ASBY, W.	7	Feb 22	N. Colorado	* 0...	3	0	2-2	4-4	W 13-4
7	OTT, E.	7	Feb 22	N. Colorado	..1.	3	0	1-2	5-4	W 13-4
8	WASLESFKY, K	7	Feb 22	N. Colorado	0...	6	2	2-1	12-4	W 13-4
9	WALKER, K.	8	Feb 23	N. Colorado	* 0...	6	0	2-0	8-5	W 12-7
10	ORIACH, J.	8	Feb 23	N. Colorado	* 0...	8	0	0-0	11-5	W 12-7
11	ORIACH, J.	9	Feb 25	NM State	..2.	3	0	2-2	3-0	W 7-0
12	MCALISTER, J	10	Feb 28	Rhode Island	..1.	2	0	1-2	1-5	L 13-14
13	WALKER, K.	10	Feb 28	Rhode Island	0...	2	0	1-2	3-5	L 13-14
14	ORIACH, J.	10	Feb 28	Rhode Island	..1.	2	1	0-1	4-5	L 13-14
15	MCALISTER, J	10	Feb 28	Rhode Island	..1.	5	1	2-2	8-9	L 13-14
16	OTT, E.	11	Mar 01	Rhode Island	..3	6	2	0-1	10-7	W 15-14
17	MCALISTER, J	12	Mar 02	Rhode Island	0...	3	1	0-2	5-1	W 8-4
18	ASBY, W.	12	Mar 02	Rhode Island	..1.	4	1	1-0	6-1	W 8-4
19	BANISTER, L.	13	Mar 02	Rhode Island	..3	3	0	2-1	3-1	W 10-9
20	ORIACH, J.	14	Mar 07	at Tarleton State	..1.	1	1	0-2	0-0	L 4-10
21	ORIACH, J.	14	Mar 07	at Tarleton State	0...	7	2	1-1	3-5	L 4-10
22	TRUJILLO, G.	16	Mar 08	at Tarleton State	..1.	4	2	2-1	1-5	L 6-9
23	OTT, E.	18	Mar 14	UNLV	..1.	4	0	1-1	0-2	W 12-6
24	MCALISTER, J	18	Mar 14	UNLV	..1.	8	2	2-2	10-6	W 12-6
25	HERD, C.	19	Mar 15	UNLV	..2.	3	2	0-1	5-3	W 13-3
26	NEIL, A.	20	Mar 16	UNLV	* 0...	1	0	2-1	0-1	W 11-8
27	ORIACH, J.	20	Mar 16	UNLV	..2.	6	2	1-2	2-8	W 11-8
28	NEIL, A.	20	Mar 16	UNLV	..2.	9	1	1-1	8-8	W 11-8
29	NEIL, A.	21	Mar 21	at Nevada	0...	6	2	1-2	1-0	W 6-4
30	OTT, E.	22	Mar 22	at Nevada	0...	4	1	0-0	0-10	L 4-20
31	HERD, C.	22	Mar 22	at Nevada	* 0...	7	0	1-2	3-20	L 4-20
32	ASBY, W.	23	Mar 23	at Nevada	0...	3	1	0-0	1-2	L 5-7
33	MCALISTER, J	23	Mar 23	at Nevada	0...	8	1	0-0	4-4	L 5-7
34	MCALISTER, J	24	Mar 25	Grand Canyon	* 0...	2	0	0-2	0-1	W 12-10
35	ORIACH, J.	24	Mar 25	Grand Canyon	0...	3	2	2-2	1-1	W 12-10
36	CARRIS, A.	24	Mar 25	Grand Canyon	..2.	5	2	0-0	4-5	W 12-10
37	NEIL, A.	24	Mar 25	Grand Canyon	* 0...	7	0	3-1	7-10	W 12-10
38	MCALISTER, J	25	Mar 28	Air Force	..1.	3	2	0-0	2-0	W 7-4
39	OTT, E.	26	Mar 29	Air Force	..1.	1	2	1-0	0-2	W 12-7
40	ASBY, W.	26	Mar 29	Air Force	..1.	3	1	2-1	9-4	W 12-7
41	WASLESFKY, K	26	Mar 29	Air Force	* 0...	5	0	0-1	11-6	W 12-7
42	ORIACH, J.	28	Apr 01	at NM State	..2.	1	0	2-1	0-0	W 15-10
43	MANSY, L.	28	Apr 01	at NM State	..2.	4	2	3-2	5-5	W 15-10
44	ASBY, W.	28	Apr 01	at NM State	..2.	8	2	0-0	12-8	W 15-10
45	OTT, E.	29	Apr 04	at Fresno State	0...	4	2	1-0	0-4	L 5-12
46	WALKER, K.	29	Apr 04	at Fresno State	..1.	5	2	3-2	1-4	L 5-12
47	OTT, E.	29	Apr 04	at Fresno State	* 0...	8	0	2-2	4-11	L 5-12
48	ORIACH, J.	30	Apr 05	at Fresno State	0...	4	2	1-1	0-4	L 3-11
49	ASBY, W.	32	Apr 08	Texas Tech	..1.	1	0	1-1	0-0	W 15-5
50	ORIACH, J.	32	Apr 08	Texas Tech	0...	1	0	0-0	2-0	W 15-5
51	WOOD, T.	32	Apr 08	Texas Tech	* 0...	4	0	0-2	7-1	W 15-5
52	WILLIAMS, B.	33	Apr 11	Washington State	* 0...	4	0	3-2	2-4	W 10-9
53	OTT, E.	33	Apr 11	Washington State	0...	6	2	1-0	7-8	W 10-9
54	OTT, E.	34	Apr 12	Washington State	..1.	1	2	1-0	0-2	W 24-14
55	HERD, C.	35	Apr 13	Washington State	..1.	4	0	0-0	1-11	L 11-16
56	WASLESFKY, K	35	Apr 13	Washington State	* 0...	9	0	1-1	8-16	L 11-16
57	ASBY, W.	36	April 15	at NM State	* 0	3	0	1-2	10-5	W 12-10
58	MCALISTER, J	37	Apr 17	at UNLV	* 0...	3	0	3-1	0-2	W 13-7
59	MCALISTER, J	37	Apr 17	at UNLV	* 0...	4	0	1-1	5-2	W 13-7
60	ASBY, W.	37	Apr 17	at UNLV	0...	4	2	0-2	6-2	W 13-7
61	ORIACH, J.	37	Apr 17	at UNLV	0...	6	1	1-1	9-2	W 13-7
62	OTT, E.	37	Apr 17	at UNLV	0...	6	1	0-0	10-2	W 13-7
63	OTT, E.	37	Apr 17	at UNLV	..1.	8	1	1-0	11-6	W 13-7
64	MCALISTER, J	39	Apr 19	at UNLV	..1.	2	2	0-2	0-0	W 6-3
65	WOOD, T.	40	Apr 22	NM State	* 0...	1	0	3-1	0-0	W 7-6
66	ASBY, W.	40	Apr 22	NM State	* 0...	3	0	0-0	1-0	W 7-6
67	WASLESFKY, K	41	Apr 25	San Jose State	..2.	6	1	0-1	19-5	W 25-5
68	TRUJILLO, G.	41	Apr 25	San Jose State	..2.	6	2	3-2	22-5	W 25-5
69	WALKER, K.	42	Apr 26	San Jose State	..1.	3	1	0-2	0-0	W 19-3
70	ASBY, W.	42	Apr 26	San Jose State	..2.	4	2	1-0	6-0	W 19-3
71	TRUJILLO, G.	42	Apr 26	San Jose State	..2.	6	0	1-0	12-2	W 19-3
72	WILLIAMS, B.	43	Apr 27	San Jose State	0...	5	1	2-1	6-10	L 12-14
73	ORIACH, J.	43	Apr 27	San Jose State	0...	9	2	3-1	11-14	L 12-14
74	WASLESFKY, K	46	May 4	at San Diego State	* 0...	5	0	0-0	1-5	W 15-7
75	BRASS, C.	46	May 4	at San Diego State	0...	6	1	0-2	4-6	W 15-7
76	WOOD, T.	46	May 4	at San Diego State	* 0...	8	0	2-1	8-6	W 15-7
77	ASBY, W.	46	May 4	at San Diego State	0...	8	0	0-1	9-6	W 15-7
78	OTT, E.	46	May 4	at San Diego State	..2.	9	2	0-0	12-7	W 15-7
79	MCALISTER, J	47	May 09	at Air Force	..1.	3	2	0-1	2-0	L 9-14
80	ORIACH, J.	48	May 10	at Air Force	..1.	1	1	2-2	0-0	W 9-6
81	WOOD, T.	48	May 10	at Air Force	* 0...	5	0	0-0	2-3	W 9-6
82	ASBY, W.	48	May 10	at Air Force	0...	5	0	1-0	3-3	W 9-6
83	ORIACH, J.	48	May 10	at Air Force	0...	5	0	1-1	4-3	W 9-6
84	MCALISTER, J	49	May 11	at Air Force	0...	2	1	1-2	0-2	L 4-5
85	ASBY, W.	49	May 11	at Air Force	..1.	5	1	0-0	1-5	L 4-5

# 2025 HOME RUN TRACKER

## #12 | ASBY, WILL

NO.	GM	DATE	OPPONENT	ON	INN	OUTS	COUNT	SCORE	FINAL
1	7	Feb22	N.Colorado	*0...	3	0	2-2	4-4	W13-4
2	12	Mar02	Rhodelsland	.1..	4	1	1-0	6-1	W8-4
3	23	Mar 23	at Nevada	0...	3	1	0-0	1-2	L 5-7
4	26	Mar 29	Air Force	.1..	3	1	2-1	9-4	W 12-7
5	28	Apr 01	at NM State	..2.	8	2	0-0	12-8	W 15-10
6	32	Apr 08	Texas Tech	.1..	1	0	1-1	0-0	W 15-5
7	36	April 15	at NM State	*0	3	0	1-2	10-5	W 12-10
8	37	Apr 17	at UNLV	0...	4	2	0-2	6-2	W 13-7
9	40	Apr 22	NM State	*0...	3	0	0-0	1-0	W 7-6
10	42	Apr 26	San Jose State	..2.	4	2	1-0	6-0	W 19-3
11	46	May 4	at San Diego St.	0...	8	0	0-1	9-6	W 15-7
12	48	May 10	at Air Force	0...	5	0	1-0	3-3	W 9-6
13	49	May 11	at Air Force	.1..	5	1	0-0	1-5	L 4-5

## #20 | BANISTER, LUKE

NO.	GM	DATE	OPPONENT	ON	INN	OUTS	COUNT	SCORE	FINAL
1	13	Mar02	Rhodelsland	...3	3	0	2-1	3-1	W10-9

## #2 | BRASS, COOPER

NO.	GM	DATE	OPPONENT	ON	INN	OUTS	COUNT	SCORE	FINAL
1	46	May 4	at San Diego St	0...	6	1	0-2	4-6	W 15-7

## #14 | CARRIS, AKILI

NO.	GM	DATE	OPPONENT	ON	INN	OUTS	COUNT	SCORE	FINAL
1	24	Mar 25	Grand Canyon	..2.	5	2	0-0	4-5	W 12-10

## #29 | HERD, CALEB

NO.	GM	DATE	OPPONENT	ON	INN	OUTS	COUNT	SCORE	FINAL
1	7	Feb22	N.Colorado	.1..	2	1	2-0	2-3	W13-4
2	19	Mar 15	UNLV	..2.	3	2	0-1	5-3	W 13-3
3	22	Mar 22	at Nevada	*0...	7	0	1-2	3-20	L 4-20
4	35	Apr 13	Washington St	.1..	4	0	0-0	1-11	L 11-16

## #26 | MANSY, LUKE

NO.	GM	DATE	OPPONENT	ON	INN	OUTS	COUNT	SCORE	FINAL
1	28	Apr 01	at NM State	..2.	4	2	3-2	5-5	W 15-10

## #9 | MCALISTER, JOSH

NO.	GM	DATE	OPPONENT	ON	INN	OUTS	COUNT	SCORE	FINAL
1	1	Feb14	vsAustinPeay	0...	7	1	1-2	6-3	W9-6
2	3	Feb16	vsSetonHall	.1..	2	2	2-1	0-0	W5-3
3	10	Feb28	Rhodelsland	.1..	2	0	1-2	1-5	L13-14
4	10	Feb28	Rhodelsland	.1..	5	1	2-2	8-9	L13-14
5	12	Mar02	Rhodelsland	0...	3	1	0-2	5-1	W8-4
6	18	Mar 14	UNLV	.1..	8	2	2-2	10-6	W 12-6
7	23	Mar 23	at Nevada	0...	8	1	0-0	4-4	L 5-7
8	24	Mar 25	Grand Canyon	*0...	2	0	0-2	0-1	W 12-10
9	25	Mar 28	Air Force	.1..	3	2	0-0	2-0	W 7-4
10	37	Apr 17	at UNLV	*0...	3	0	3-1	0-2	W 13-7
11	37	Apr 17	at UNLV	*0...	4	0	1-1	5-2	W 13-7
12	39	Apr 19	at UNLV	.1..	2	2	0-2	0-0	W 6-3
13	47	May 09	at Air Force	.1..	3	2	0-1	2-0	L 9-14
14	49	May 11	at Air Force	0...	2	1	1-2	0-2	L 4-5

## #48 | NEIL, ANDREW

NO.	GM	DATE	OPPONENT	ON	INN	OUTS	COUNT	SCORE	FINAL
1.	20	Mar 16	UNLV	*0...	1	0	2-1	0-1	W 11-8
2.	20	Mar 16	UNLV	..2.	9	1	1-1	8-8	W 11-8
3	21	Mar 21	at Nevada	0...	6	2	1-2	1-0	W 6-4
4	24	Mar 25	Grand Canyon	*0...	7	0	3-1	7-10	W 12-10

## #10 | ORIACH, JORDY

NO.	GM	DATE	OPPONENT	ON	INN	OUTS	COUNT	SCORE	FINAL
1	7	Feb22	N.Colorado	.1..	1	1	0-1	0-2	W13-4
2	8	Feb23	N.Colorado	*0...	8	0	0-0	11-5	W12-7
3	9	Feb25	NMState	..2.	3	0	2-2	3-0	W7-0
4	10	Feb28	Rhodelsland	.1..	2	1	0-1	4-5	L13-14
5	14	Mar07	atTarleton	.1..	1	1	0-2	0-0	L4-10
6	14	Mar07	atTarleton	0...	7	2	1-1	3-5	L4-10
7	20	Mar 16	UNLV	..2.	6	2	1-2	2-8	W 11-8
8	24	Mar 25	Grand Canyon	0...	3	2	2-2	1-1	W 12-10
9	28	Apr 01	at NM State	..2.	1	0	2-1	0-0	W 15-10
10	30	Apr 05	at Fresno St	0...	4	2	1-1	0-4	L 3-11
11	32	Apr 08	Texas Tech	0...	1	0	0-0	2-0	W 15-5
12	37	Apr 17	at UNLV	0...	6	1	1-1	9-2	W 13-7
13	43	Apr 27	San Jose State	0...	9	2	3-1	11-14	L 12-14
14	48	May 10	at Air Force	.1..	1	1	2-2	0-0	W 9-6
15	48	May 10	at Air Force	0...	5	0	1-1	4-3	W 9-6

## #47 | OTT, ETHAN

NO.	GM	DATE	OPPONENT	ON	INN	OUTS	COUNT	SCORE	FINAL
1	7	Feb22	N.Colorado	.1..	3	0	1-2	5-4	W13-4
2	11	Mar01	Rhodelsland	...3	6	2	0-1	10-7	W15-14
3	18	Mar14	UNLV	.1..	4	0	1-1	0-2	W 12-6
4	22	Mar 22	at Nevada	0...	4	1	0-0	0-10	L 4-20
5	26	Mar 29	Air Force	.1..	1	2	1-0	0-2	W 12-7
6	29	Apr 04	at Fresno St	0...	4	2	1-0	0-4	L 5-12
7	29	Apr 04	at Fresno St	*0...	8	0	2-2	4-11	L 5-12
8	33	Apr 11	Washington St	0...	6	2	1-0	7-8	W 10-9
9	34	Apr 12	Washington St	.1..	1	2	1-0	0-2	W 24-14
10	37	Apr 17	at UNLV	0...	6	1	0-0	10-2	W 13-7
11	37	Apr 17	at UNLV	.1..	8	1	1-0	11-6	W 13-7
12	46	May 4	at San Diego St	..2.	9	2	0-0	12-7	W 15-7

## #43 | TRUJILLO, GENE

NO.	GM	DATE	OPPONENT	ON	INN	OUTS	COUNT	SCORE	FINAL
1	16	Mar8	atTarleton	.1..	4	2	2-1	1-5	L 6-9
2	41	Apr 25	San Jose State	..2.	6	2	3-2	22-5	W 25-5
3	42	Apr 26	San Jose State	..2.	6	0	1-0	12-2	W 19-3

## #15 | WALKER, KHALIL

NO.	GM	DATE	OPPONENT	ON	INN	OUTS	COUNT	SCORE	FINAL
1	8	Feb23	N.Colorado	*0...	6	0	2-0	8-5	W12-7
2	10	Feb28	Rhodelsland	0...	2	0	1-2	3-5	L13-14
3	29	Apr 04	at Fresno St	.1..	5	2	3-2	1-4	L 5-12
4	42	Apr 26	San Jose State	.1..	3	1	0-2	0-0	W 19-3

## #3 | WASLEFSKY, KARSEN

NO.	GM	DATE	OPPONENT	ON	INN	OUTS	COUNT	SCORE	FINAL
1	7	Feb22	N.Colorado	0...	6	2	2-1	12-4	W13-4
2	26	Mar 29	Air Force	*0...	5	0	0-1	11-6	W 12-7
3	35	Apr 13	Washington St	*0...	9	0	1-1	8-16	L 11-16
4	41	Apr 25	San Jose State	..2.	6	1	0-1	19-5	W 25-5
5	46	May 4	at San Diego St	*0...	5	0	0-0	1-5	W 15-7

## #24 | WILLIAMS, BRODEY

NO.	GM	DATE	OPPONENT	ON	INN	OUTS	COUNT	SCORE	FINAL
1	33	Apr 11	Washington St	*0...	4	0	3-2	2-4	W 10-9
2	43	Apr 27	San Jose State	0...	5	1	2-1	6-10	L 12-14

## #15 | WOOD, TYE

NO.	GM	DATE	OPPONENT	ON	INN	OUTS	COUNT	SCORE	FINAL
1	2	Feb15	vsUCIrvine	*0...	6	0	3-1	0-7	L4-18
2	32	Apr 08	Texas Tech	*0...	4	0	0-2	7-1	W 15-5
3	40	Apr 22	NM State	*0...	1	0	3-1	0-0	W 7-6
4	46	May 4	at San Diego St	*0...	8	0	2-1	8-6	W 15-7

# SINGLE-GAME RECORDS

## AT-BATS

58	vs. New Mexico St.....	2/9/02
57	vs. Fresno St.....	4/1/99
56	vs. Air Force .....	5/14/09
56	vs. Binghamton .....	3/7/09
56	vs. Air Force .....	5/2/03
55	vs. Fresno St.....	4/9/16
54	vs. Hawaii.....	3/14/97
54	vs. New Mexico St.....	2/24/72
53	vs. Oklahoma St.....	2/16/13
53	vs. Coppin St.....	4/18/10
53	vs. New Mexico St.....	3/30/99
53	vs. Colorado St.....	3/17/73
53	vs. Northern Colorado.....	2/27/05

## RUNS

31	vs. UNLV.....	3/9/24 (W, 31-15)
31	vs. Air Force .....	4/17/04 (W, 31-11)
30	vs. Northern Colo. 2/24/23 (W, 30-1)	
30	vs. Binghamton ....	3/7/09 (W, 30-2)
29	at UNLV.....	3/24/17 (W, 29-8)
29	vs. Coppin St.....	4/18/10 (W, 29-3)
28	vs. N.M. Highlands. 2/9/03 (W, 28-5)	
28	vs. N.M. St.....	3/30/99 (W, 28-18)
27	vs. Fresno St.....	4/1/99 (W, 27-26)
27	vs. Rice .....	4/12/98 (W, 27-26)
27	vs. Iowa .....	3/24/85 (W, 27-13)
27	vs. Creighton.....	3/26/71 (W, 27-5)
26	vs. Air Force .....	4/12/08 (W, 26-9)
26	vs. Air Force .....	4/14/06 (W, 26-11)
26	vs. Utah.....	3/13/93 (W, 26-8)

## HITS

32	vs. Fresno St.....	4/1/99
31	vs. Binghamton .....	3/7/09
30	vs. Hawaii.....	3/14/97
29	vs. UNLV.....	3/9/24
29	vs. Coppin St.....	4/18/10
29	vs. Air Force .....	4/17/04
28	vs. Northern Colo. ....	2/24/23
28	at Air Force.....	3/4/17
28	vs. Air Force .....	4/12/08
28	vs. New Mexico St.....	3/30/99
27	vs. Air Force .....	5/2/03
26	vs. San Diego St.....	5/26/12
26	vs. Northwestern .....	2/22/97
26	vs. Washington.....	3/26/95

## RBI

28	vs. UNLV.....	3/9/24
28	vs. Coppin St.....	4/18/10
28	vs. Binghamton .....	3/7/09
28	vs. Air Force .....	4/17/04
27	vs. Northern Colo. ....	2/24/23
27	vs. Iowa .....	3/24/85
26	vs. Air Force .....	4/12/08
26	vs. N.M. Highlands .....	2/9/03
26	vs. New Mexico St.....	3/30/99
26	vs. Rice .....	4/12/98
25	vs. Air Force .....	4/14/06
24	vs. UNLV .....	3/24/17
24	vs. Fresno St.....	4/1/99
24	vs. Utah.....	4/23/94

## DOUBLES

13	vs. N.M. Highlands .....	2/9/03
10	vs. Coppin St.....	4/18/10
9	at Nevada.....	4/21/13
9	vs. Northern Colorado.....	3/5/06
9	vs. Utah.....	3/16/02
9	vs. UNLV .....	4/4/98

8	at New Mexico State.....	3/29/22
8	vs. Fresno St.....	3/31/17
8	vs. San Jose St.....	5/9/15
8	vs. San Jose St.....	5/10/15
8	vs. San Diego St.....	3/17/00
8	vs. Fresno St.....	4/1/99
8	vs. Rice .....	4/12/98
8	vs. UTEP.....	4/18/80
8	vs. Southern Colorado.....	5/17/75

## TRIPLES

7	vs. Southern Colorado.....	3/27/76
6	vs. TAMU-CC.....	2/21/09
6	vs. Hartford.....	3/16/86
5	vs. Holy Cross .....	2/25/22
4	vs. Coppin St.....	4/18/10
4	vs. ENMU.....	4/30/97
4	vs. Colorado St.....	3/20/75
4	vs. NE Illinois .....	4/18/78
4	vs. UTEP.....	5/11/73
4	vs. Northern Illinois.....	3/27/72

## HOME RUNS

10	vs. New Mexico St.....	3/30/99
8	vs. Air Force .....	4/12/08
8	vs. Air Force .....	4/18/04
7	vs. Fresno State .....	4/29/23
6	vs. Air Force .....	5/6/17
6	vs. Binghamton .....	2/18/17
6	vs. Fresno St.....	4/9/16
6	vs. Air Force, .....	4/13/06 (Game 2)
6	vs. Air Force, .....	4/17/04
6	vs. UNLV .....	5/9/99
6	vs. Rice .....	4/12/98
6	vs. New Mexico St.....	2/25/98
6	vs. Utah.....	5/15/94
6	vs. Air Force .....	4/26/86
6	vs. Air Force .....	4/25/86

## TOTAL BASES

63	vs. New Mexico St.....	3/30/99
61	vs. Air Force .....	4/12/08
54	vs. Fresno St.....	4/1/99

## WALKS

17	vs. Hofstra.....	3/2/24
17	at Hawai'i.....	2/21/16
16	vs. Air Force .....	4/17/04
15	vs. Fresno St.....	3/31/17
14	at UNLV.....	3/24/17
14	at Utah.....	4/4/87

## STOLEN BASES

9	vs. Wayland Baptist.....	4/13/94
8	vs. Maine .....	3/18/94
8	vs. New Mexico St.....	2/11/00
8	vs. Brigham Young .....	4/8/00
7	vs. New Mexico St.....	4/17/13
7	vs. Toledo.....	3/10/02
7	vs. N.M. Highlands.....	2/10/98
7	vs. Grand Canyon.....	5/4/96

## LONGEST GAME (Innings)

15	NMSU 4, UNM 3.....	2/9/02
15	UNM 10, Gonzaga 8 .....	3/31/72
14	UNM 8, ENMU 7.....	2/5-6/96
14	UNM 9, Colorado St. 8.....	3/17/73

## NO-HIT GAMES (2)

Jim Kremmel.....	4/17/70
vs. Arizona (9 innings)	
Mike Connell .....	3/24/77
vs. N.M. Highlands (7 innings)	

## ONE-HIT GAMES (11)

Tommy Bruskas .....	5/8/59
at New Mexico St.	
Lloyd Randel .....	4/28/62
at ENMU, 4/28/62	
Cliff Fowler .....	3/6/65
at UTEP (7 innings)	
Stan Quintana.....	3/22/65
vs. Colorado St. (7 innings)	
Cliff Fowler .....	4/15/65
vs. San Francisco St.	
Cliff Fowler .....	3/23/67
vs. UTEP (7 innings)	
Tony Sexton & Chuy Armendariz ....	3/9/68
at New Mexico St. (6 innings)	
Jim Kremmel .....	3/22/69
vs. Colorado St. (7 innings)	
Ron Sims .....	3/25/73
vs. New Mexico St. (7 innings)	
Tom Bepko & Craig Steiner .....	3/6/76
vs. Colorado Mines (7 innings)	
Tyler Stevens.....	4/12/15
vs. Air Force	

## SINGLE GAME STRIKEOUTS

18	Jim Kremmel .....	3/30/70
vs. ENMU		
18	Jim Kalk .....	3/14/64
vs. Colorado St. (7 innings)		
17	Justin Armbruster .....	3/13/21
at Fresno State		
17	Jim Serrano .....	2/17/98
vs. Point Loma		
17	Tommy Bruskas .....	5/8/59
at NMSU		
17	Cliff Fowler .....	3/19/65
at New Mexico St. (8 innings)		
17	Bob McAulay .....	4/29/66
vs. Arizona St.		
16	Gig Brummel .....	4/29/61
vs. New Mexico St. (7 innings)		
16	Gary Jacobs .....	3/23/70
vs. Colorado St.		
16	Arnie Marzullo .....	3/16/73
vs. Colorado		
15	Jim Kalk .....	3/29/64
vs. Air Force		
15	Jim Kalk .....	4/11/64
vs. New Mexico St.		
15	Bob McAulay .....	4/7/66
vs. UTEP (7 innings)		
15	Bob McAulay .....	5/13/66
vs. UTEP		
15	Jim Kremmel .....	4/10/70
vs. Arizona St.		
15	Chris Cooper .....	2/25/00
vs. Southern Utah		

## INNINGS PITCHED

12	Jim Coleman .....	5/15/92
vs. San Diego St.		
11	Tom Bepko .....	3/27/75
vs. South Dakota St.		



# PROGRAM RECORDS

## AT-BATS

**Game:** ..8.....Done 3 times  
 Hank Garcia .....1972  
 vs. Gonzaga (3/31)  
 Chris Armstrong ..... 1999  
 vs. Fresno St. (4/1)  
 Josh Mader .....2003  
 vs. Air Force (5/2)  
**Season:**..275....Tony Cairns .....(2001)  
**Career:**...960...Daniel Stovall..... (2004-07)

## RUNS

**Game:** ....6.....Done 6 times  
 Justin Howard ..... 2010  
 vs. Coppin St. (4/18)  
 Dane Hamilton .....2009  
 vs. Binghamton (3/7)  
 Brian Cavazos-Galvez..2009/08  
 vs. AF (5/16) & (4/12)  
 Sean Murray .....2004  
 vs. Air Force (5/15)  
 Lon Yamaguchi..... 1998  
 vs. N.M. St. (2/25)  
**Season:**..86.....Jim Fregosi .....(1985)  
**Career:**...248 ...Lon Yamaguchi.... (1996-99)

## HITS

**Game:**.....6.....Done 8 times  
 John Pustay.....2012  
 at Air Force (4/5)  
 Justin Howard ..... 2010  
 vs. Coppin St. (4/18)  
 Mike Brownstein .....2009  
 vs. Air Force (5/14)  
 Dane Hamilton .....2009  
 vs. Binghamton (3/7)  
 Brian Cavazos-Galvez 2008  
 vs. Air Force (4/12)  
 Cory Robbins ..... 1999  
 vs. N.M. St. (3/23)  
 Ronnie Meng .....1995  
 vs. Nebraska (3/19)  
 Aaron Santini .....1993  
 vs. Regis (3/6)  
**Season:**..125 ....Keith Hagman .....(1980)  
**Career:**...340 ..Travis Young .....(1994-97)

## RBI.....

**Inning:**....8.....Jonathan Gallegos.....1993  
 vs. Utah (3/13)  
**Game:**.....10.....Brian Cavazos-Galvez 2008  
 vs. Air Force (4/12)  
 Mark Gulseth .....1992  
 vs. San Diego St. (4/19)  
**Season:**...95.....Keith Hagman .....(1980)  
**Career:**...226...Daniel Stovall ..... (2004-07)

## DOUBLES

**Game:**.....4 .....Done 4 times  
 Justin Howard ..... 2010  
 vs. San Diego St. (5/2)  
 Justin Howard ..... 2010  
 vs. Coppin St. (4/18)  
 Joe Salas .....2004  
 vs. Air Force (4/17)  
 Dusty Young .....2003  
 vs. N.M. Highlands (2/9)  
**Season:**...35.....Robert Gonzales .....(1998)  
**Career:**...78 .....DJ Peterson ..... (2011-13)  
 Daniel Stovall..... (2004-07)

## TRIPLES

**Game:**.....3.....Jim Economides .....1957  
 vs. Denver  
**Season:**...17 .....Keith Hagman ..... (1980)  
 (NCAA record)  
**Career:**...31 .....Larry Harrison .....(1980-83)

## HOME RUNS

**Game:**.....4 .....Brian Cavazos-Galvez .2008  
 vs. Air Force (4/12)  
**Season:**...25.....Chris Alexander ..... (2003)  
**Career:**...53.....Aaron Sisk..... (1998-00)

## GRAND SLAMS

**Game:**.....2 .....**Reed Spenrath ..... (2024)**  
**vs. Nevada (5/10)**  
 .....2.....Mark Gulseth .....1992  
 vs. San Diego St. (4/19)  
**Season:**...4 .....**Will Asby ..... (2024)**  
 .....3.....Mark Wulfert .....(1995)  
**Career:**...5.....Mark Wulfert .....(1993-95)

## TOTAL BASES

**Game:**.....19.....Brian Cavazos-Galvez .2008  
 vs. Air Force (4/12)  
**Season:**..207 ....Keith Hagman ..... (1980)  
**Career:**...550 ...Daniel Stovall ..... (2004-07)

## STOLEN BASES

**Game:**.....5.....Cory Robbins ..... 1998  
 vs. N.M. Highlands (2/10)  
**Season:**...56.....Luke Oglesby .....(1993)  
**Career:**...123.....Travis Young .....(1994-97)

## WALKS

**Game:**.....5.....Done 2 times  
 DJ Peterson.....2013  
 vs. UC Riverside (3/9)  
 Luke Oglesby .....1993  
 vs. Texas Tech (2/25)  
**Season:**..56 .....Mike Foote .....(1980)  
**Career:**...152.....Lon Yamaguchi ....(1996-99)

## HIT BY PITCH

**Game:**.....3.....Done 3 times:  
 Jared Holley ..... 2013  
 vs. LaSalle (3/5)  
 Jordan Pacheco .....2006  
 vs. New Mexico St. (2/28)  
 Paul Huitt .....1990  
 vs. N.M. Highlands (2/28)  
**Season:**..19.....Aaron Santini .....(1992)  
**Career:**...40.....Jared Holley .....(2013-16)

# SEASON STATISTICAL RECORDS

## BATTING AVERAGE

1. .363 ..... 2009  
 2. .361 .....1986  
 3. .355 .....1985  
 4. .354 .....1980  
 5. .346 .....2010  
 6. .3454 .....2002  
 7. .3451 ..... 2003  
 8. .3444 .....1993  
 9. .3443 .....1999  
 10. .338 .....1997

## WIN PCT. (min. 40 games)

1. .740 (37-13-0).....1968  
 2. .712 (42-17-0).....1985  
 3. .674 (29-14-0).....1972  
 4. .651 (41-22-0).....1980  
 5. .649 (37-20-0) ..... 2009  
 6. .647 (37-20-1) .....2014  
 7. .633 (38-22-0) .....2010  
 8. .629 (39-23-0) .....2016  
 9. .627 (37-22-0) .....2013  
 10. .625 (35-21-0) .....2000  
 .625 (35-21-0) .....1993

## ERA

1. 2.87 .....1968  
 2. 3.40 .....1969  
 3. 3.86 .....1975  
 4. 3.92 .....1976  
 5. 4.07 .....1962  
 6. 4.13 .....1977  
 7. 4.21 .....1973  
 8. 4.23 .....2014  
 9. 4.29 .....1970  
 4.29 .....1967

## FIELDING PCT.

1. .976 ..... 2009  
 2. .974 .....2023  
 .974 .....2017  
 4. .973 .....2008  
 5. .972 .....2015  
 6. .971 .....2021  
 .971 .....2016  
 .971 .....2010  
 9. .970 .....2007  
 10. .969 .....2013  
 .969 .....2006

## SLUGGING PCT.

1. .604 .....1986  
 2. .572 .....1985  
 3. .570 .....1980  
 4. .567 .....1998  
 5. .564 .....2003  
 6. .560 .....2023  
 7. .554 .....2010  
 8. .545 .....1999  
 9. .542 .....2005  
 10. .515 .....1993

## ON BASE PERCENTAGE

1. .445 .....1985  
 2. .444 .....1993  
 3. .443 .....1986  
 4. .440 .....1980  
 5. .432 .....2009  
 6. .424 .....2003  
 7. .422 .....2013  
 8. .422 .....1987  
 9. .420 .....1992  
 10. .419 .....1994

# LAST TIME IT HAPPENED...

## HITTING (Individual)

**Grand slam:** ..... Luke Banister vs Rhode Island, 3/2/25  
**Hit for the cycle:** ..... Danny Collier vs. Air Force, 3/24/18  
**Five hits:** ..... Khalil Walker vs. UNLV, 3/9/24  
**Six hits:** ..... Carl Stajduhar vs. Fresno St., 4/9/16  
**Eight at bats:** ..... Josh Mader vs. Air Force, 5/2/03  
**Four runs:** ..... Jordy Oriach vs N. Colorado, 2/23/25  
**Five runs:** ..... Khalil Walker vs. UNLV, 3/9/24  
**Six runs:** ..... Justin Howard vs. Coppin St., 4/18/10\*  
**Five RBI:** ..... Andrew Neil vs. UNLV, 3/16/25  
**Six RBI:** ..... Will Asby at Texas Tech, 4/23/24  
**Seven RBI:** ..... Jake Holland vs. San Jose St., 3/23/24  
**Eight RBI:** ..... Justin Olson vs. Fresno State, 4/29/23  
**Nine RBI:** ..... Reed Spenrath vs Nevada, 5/10/24  
**10 RBI:** ..... Brian Cavazos-Galvez vs. Air Force, 4/12/08\*#  
**Three doubles:** ..... Jake Holland at Nevada, 3/17/24  
**Four doubles:** ..... Reece Weber vs. San José St., 5/10/15  
**Four extra-base hits:** ..... Jake Holland at Nevada, 3/17/24  
**Two triples:** ..... Reed Spenrath at Nevada, 3/16/24  
**Back-to-back-to-back triples:** ... Mike Brownstein, Dane Hamilton, ..... Brian Cavazos-Galvez vs. TAMU-CC (Game 2), 2/21/09  
**Inside-the-Park home run:** . Josh McAlister vs. Seton Hall, 2/16/25  
**Walk-off home run:** ..... Andrew Neil vs. UNLV, 3/16/25  
**Walk-off grand slam:** ..... Devon Dixon vs. San Diego St., 4/28/24  
**Two home runs:** ..... Jordy Oriach at Air Force, 5/10/25  
**Three home runs:** ..... Reed Spenrath vs Nevada, 5/10/24  
**Four home runs:** .... Brian Cavazos-Galvez vs. Air Force, 4/12/08\*#  
**Two home runs in one inning:** ..... Josh Mader at Utah, 4/8/04  
**Two+ players with multi-homers:** ..... Brian Cavazos-Galvez (4), ..... Kevin Atkinson (2) vs. Air Force, 4/12/08  
**Back-to-back homers:** ..... Tye Wood, Will Asby, at San Diego State, 5/8/25  
**Back-to-back-to-back homers:** ..... Tye Wood, Will Asby, Jordy Oriach, at Air Force, 5/10/25  
**Multiple back-to-back homers in same game:** ..... (2), Joe Salas, ..... Daniel Stovall, vs. Air Force, 5/16/04  
**HR in 3 straight games:** Jake Holland vs. San Jose St., 3/22-24/24  
**HR in 4 straight games:** Jake Holland vs. NMSU, SJSU, 3/17-24/24  
**Three + sacrifice bunts in a game:** ..... 3, Jared Holley at Nevada 4/20/13  
**Four strikeouts:** ..... Deylan Pigford vs. Fresno State, 4/28/23  
**Three HBP:** ..... Jared Holley vs. LaSalle, 3/5/13  
**Three stolen bases:** ..... Tye Wood vs. Nevada, 5/11/24  
**Four Walks:** ..... Reed Spenrath vs. Hofstra, 3/2/24  
**Five Walks:** ..... DJ Peterson vs. UC Riverside, 3/9/13\*

## HITTING (Team)

**Five + home runs (team):** ..... 5, vs N. Colorado (2/22/2025)  
**20+ hits:** ..... 23, vs N. Colorado (L, 15-16), 2/21/25  
**25+ hits:** ..... 25, vs. Fresno St. (L, 23-19), 4/13/24  
**30+ hits:** ..... 31, vs. Binghamton (Game 1), 3/7/09  
**Allowed 20 + hits:** ..... 20, vs N. Colorado (L, 15-16), 2/21/25  
**20+ runs:** ..... 24, vs. Washington State (W, 24-14 [7]), 4/12/25  
**Allowed 20 + runs:** ..... 20, at Nevada (L, 20-4), 3/21/25  
**30+ runs:** ..... 31, vs. UNLV (W, 31-15), 3/9/24  
**20+ RBI:** ..... 28, vs. UNLV (W, 31-15), 3/9/24  
**40+ total bases:** ..... 42, vs. Fresno State, 4/29/23  
**50+ total bases:** ..... 52, vs. Northern Colorado, 2/24/23  
**60+ total bases:** ..... 61, vs. Air Force, 4/12/08  
**No strikeouts:** ..... 5/4/14 vs. San Diego St. (35 at-bats)  
**No walks:** ..... 3/31/23 vs. San Diego State (34 at-bats)  
**10+ strikeouts:** ..... 15, vs Austin Peay, 2/14/25  
**10+ walks:** ..... 11, vs Rhode Island, 3/2/25  
**15+ walks:** ..... 17, vs. Hofstra, 3/2/24  
**5+ HBP:** ..... 5, vs Rhode Island, 3/2/25  
**Was no-hit (7-inning game):** ..... at San Diego State, 3/29/24  
**Was no-hit (9-inning game):** ..... at Wichita St., 3/20/90

## PITCHING (Individual)

**No-hitter (7-inning game):** ..... Mike Connell vs. N.M. Highlands, 3/24/77  
**No-hitter (9-inning game):** ..... Jim Kremmel vs. Arizona, 4/17/70  
**One-hitter:** ..... Tyler Stevens vs. Air Force, 4/12/15  
**Complete game:** .....  
 Cody Dye vs. UNLV, 4/21/18.....  
 Ryan Castillo vs. UNLV, 3/15/25 (8 innings).....  
 Justin Armbruester at San Jose State, 5/22/21 (7 innings)

**Complete-game shutout:** .... Colton Thomson vs. Nevada, 5/26/16  
**10+ strikeouts:** ..12, Justin Armbruester at San Jose State, 5/22/21  
**15+ strikeouts:** .....17, Justin Armbruester at Fresno State, 3/13/21  
**No walks (complete game):** Ryan Castillo vs. UNLV, 3/15/25 (8 innings)

## PITCHING (Team)

**10+ strikeouts:** .....12, at Tarleton, 3/8/25  
**15+ strikeouts:** .....16, vs. Nevada, 3/27/21  
**No strikeouts:** .....3/5/17 at Air Force ... (J. Tripp 30 BF; D. Gillespie 5 BF, A. Isenhardt 1 BF, C. Tripp 8 BF)  
**No walks:** .....vs. UNLV, 3/15/25 (8 innings)  
**10 + walks:** .....at California, 5/14/22

## FIELDING

**Five+ errors (Team):** .....6, vs. San Jose State, 4/8/23  
**Three+ errors (Ind.):** .....3, Hayden Schilling .....vs. Central Michigan, 2/22/18  
**Eight+ assists:** .....8, Konner Kinkade .....vs. Texas Tech, 3/28/23  
**Caught three runners stealing:** ..... Mitch Garver .....vs. Texas Tech, 4/25/12  
**15+ putouts:** .....15, Reed Spenrath .....vs. New Mexico State, 3/21/23  
**UNM turned a triple play:** .....5/13/16 vs. Nevada (4-6-3-2)  
**UNM hit into a triple play:** .....4/23/09 at BYU

## SCORING AND MISCELLANEOUS

**Stole home:** .....Tye Wood vs. Rhode Island, 3/2/25  
**Stole seven+ bases:** .....7, 4/17/13 vs. New Mexico St. (W, 13-6)  
**Tied:** .....4/28/19 at Fresno St. (T, 6-6)  
**Shut out:** .....3/8/25 at Tarleton (L, 0-4, 7 Inn.)  
**Shut out opponent:** .....2/25/25 vs. NM State (W, 7-0)  
**Shut out at home:** .....5/11/24 vs. Nevada (L, 0-2)  
**Shut out on the road:** .....2/18/25 at Arizona(L, 0-10/7 Inn.)  
**Shut out opponent at home:** .....2/25/25 vs. NM State (W, 7-0)  
**Shut out opponent on road:** .4/18/23 at New Mexico St. (W, 13-0)  
**Recorded back-to-back shutouts:** .....5/6-5/7, 2011 .....vs. Air Force (5-0, 10-0)  
**Recorded three straight shutouts:** .....2/24-3/3, 1973 .....vs. New Mexico St. (1-0) and New Mexico Highlands (7-0, 4-0)  
**Shut out in back-to-back games:** .....3/14-15/2017 at Oklahoma St.  
**Most runs in three-game series:** 73, vs. Air Force (4/13-14, 2006)  
**Consecutive one-run games:** 2, vs. Rhode Island (Feb. 28-March 1)  
**Four straight one-run games:** .....vs. BYU, Gonzaga, Northern Colorado, 2/15-23, 2020  
**Five straight one-run games:** ..... March 18-24, 2015\*

# LAST TIME IT HAPPENED... CONTINUED

## EXTRA INNINGS

**Won an extra-inning game:** 4/30/23 vs. Fresno State (6-5, 10 inn.)  
**Lost an extra-inning game:** .....3/2/24 vs. Hofstra (15-16, 10 Inn.)  
**Extra inning games in a row:** ....2, 4/23-4/24, 2021 at Washington  
**3 straight extra-inning games:** .....at Utah, 4/9-11, 2009  
**Played a 10-inning game:** .....3/2/24 vs. Hofstra  
**Played an 11-inning game:** .....vs. Fresno State, 3/13/22 (W, 9-8)  
**Played a 12-inning game:** .....vs. Minnesota, 2/20/22 (W, 4-3)  
**Played a 13-inning game:** .....vs. Columbia, 6/1/13 (L, 6-5, NCAA Tourn.)  
**Played a 14-inning game:** ....vs. Eastern N.M., 2/5-6, 1996 (W, 8-7)  
**Played a 15-inning game:** .....at New Mexico St., 2/9/02 (L, 4-3)

## IN AN INNING

**10+ runs in an inning:** .....10, at UNLV (5/5/24)  
**15+ runs in an inning:** .....15, vs. Savannah St., 3/11/05  
**4+ homers in an inning:** .....4, at Air Force, 5/19/05  
**5+ doubles in an inning:** .....5, at Nevada, 4/21/13  
**4+ triples in an inning:** .....4, vs. TAMU-CC (Game 2), 2/21/09^  
**10+ hits in an inning:** .....10, at UNLV (5/5/24)  
**10+ consecutive hits:** .....10, at UNLV (5/5/24)  
**10+ consecutive batters reach base:** .....11, at UNLV (5/5/24)  
**15+ consecutive batters reach base:** .16, vs. Savannah St., 3/11/05  
**Player w/hits from both sides of plate:** ..... Sam Haggerty  
..... vs. Fresno St. 4/12/13

## UNM SCORING IN AN INNING

**Most runs in top of 1st:** .....11, at Air Force (5/14/09)  
**Most runs in top of 2nd:** .....10, 2x, last at Air Force (4/15/97)  
**Most runs in top of 3rd:** .....8, 3x, last at Air Force (4/25/10, Game One)  
**Most runs in top of 4th:** .....12, at Air Force (4/15/07)  
**Most runs in top of 5th:** .....12, at Air Force (4/17/04)  
**Most runs in top of 6th:** .....10, at Air Force (5/19/16)  
**Most runs in top of 7th:** .....10, at UNLV (5/5/24)  
**Most runs in top of 8th:** .....12, at Utah (4/1/00)  
**Most runs in top of 9th:** .....9, at New Mexico St. (2/16/86)  
**Most runs in top of 10th:** .....4, at Texas St. (2/11/06)  
**Most runs in top of 11th:** .....6, at Arizona (1/30/93)  
**Most runs in top of 12th:** .....3, at Washington (4/24/21)  
**Most runs in top of 13th:** .....N/A  
**Most runs in top of 14th:** .....N/A  
**Most runs in top of 15th:** .....1, vs. Gonzaga at Fresno St. (3/31/72)

**Most runs in bottom of 1st:** 11, 2x, last vs. St. Bonaventure. (3/4/23)  
**Most runs in bottom of 2nd:** .....15, vs. Savannah St. (3/11/05)  
**Most runs in bottom of 3rd:** .....13, vs. NM Highlands (2/28/90)  
**Most runs in bottom of 4th:** ...12, vs. Air Force at UNLV (5/27/04)  
**Most runs in bottom of 5th:** .....10, 2x, last vs. Utah (4/22/06)  
**Most runs in bottom of 6th:** .....20, vs. Utah (3/13/93)\*  
**Most runs in bottom of 7th:** .....11, vs. Texas St. (2/18/05)  
**Most runs in bottom of 8th:** .....12, 3x, last vs. Fresno St. (4/13/13)  
**Most runs in bottom of 9th:** .....9, 2x, last vs. New Mexico St. (3/26/02)  
**Most runs in bottom of 10th:** .....7, vs. Louisiana Tech (3/13/10)  
**Most runs in bottom of 11th:** .....2, 2x, last vs. Fresno St. (3/13/22)  
**Most runs in bottom of 12th:** .....2, vs. UNLV (3/9/14)  
**Most runs in bottom of 13th:** 1, 2x, last vs. Northwestern (3/7/03)  
**Most runs in bottom of 14th:** .....1, 2x, last vs. ENMU (2/5-6, 1996)  
**Most runs in bottom of 15th:** .....N/A

## OPPONENT SCORING IN AN INNING

**Most runs in top of 1st:** .....12, vs. BYU (3/26/94)  
**Most runs in top of 2nd:** .....9, vs. UC Riverside (4/18/19)  
**Most runs in top of 3rd:** .....12, vs. Wichita St. (3/16/89)  
**Most runs in top of 4th:** .....11, vs. Rice (4/11/98)  
**Most runs in top of 5th:** .....10, 2x, last vs. UNLV (4/3/22)  
**Most runs in top of 6th:** .....10, vs. BYU (4/11/02)  
**Most runs in top of 7th:** .....11, vs. BYU (4/6/00)  
**Most runs in top of 8th:** .....8, 2x, last vs. Rice (4/12/98)  
**Most runs in top of 9th:** .....12, vs. BYU (3/18/05, Game Two)

**Most runs in top of 10th:** .....9, vs. San Francisco (3/18/06)  
**Most runs in top of 11th:** 6, vs. Nevada at Las Vegas, Nev. (5/23/14)  
**Most runs in top of 12th:** .....1, 4x, last vs. UNLV (3/9/14)  
**Most runs in top of 13th:** .....1, 2x, last vs. Columbia (6/1/13)  
**Most runs in top of 14th:** .....N/A  
**Most runs in top of 15th:** .....N/A

**Most runs in bottom of 1st:** 11, at Arizona St. (2/9/80, Game One)  
**Most runs in bottom of 2nd:** .....16, at Texas Tech (3/15/22)\*  
**Most runs in bottom of 3rd:** .....15, at Hawaii (4/22/89)  
**Most runs in bottom of 4th:** .....12, 2x, last at Air Force (4/15/90)  
**Most runs in bottom of 5th:** .....12, at Cal St. Fullerton (3/7/86)  
**Most runs in bottom of 6th:** .....12, at LMU (3/11/86)  
**Most runs in bottom of 7th:** .....9, at California (5/14/22)  
**Most runs in bottom of 8th:** .....11, vs. Oregon State (2/18/22)  
**Most runs in bottom of 9th:** .....4, 7x, last at Air Force (4/15/07)  
**Most runs in bottom of 10th:** .....4, at Air Force (4/24/65)  
**Most runs in bottom of 11th:** 2, vs. BYU at San Diego St. (3/31/06)  
**Most runs in bottom of 12th:** 2, vs. BYU at San Diego St. (3/31/06)  
**Most runs in bottom of 13th:** .....N/A  
**Most runs in bottom of 14th:** .....N/A  
**Most runs in bottom of 15th:** .....1, at New Mexico St. (2/9/02)

## SERIES

**Swept non-conf. series, home:** ..vs. Northern Colo., 2/24-26, 2023  
**Swept non-conf. series, road:** at No. 23 Oklahoma St., 3/14-15, 2017  
**Swept in non-conf. series, home:** ....vs. Dallas Baptist, 3/4-6, 2016  
**Swept in non-conf. series, road:** .....at California, 5/13-15/2022  
**Swept MW series, home:** .....vs. UNLV, 3/14-16, 2025  
**Swept MW series, road:** .....at San Jose State, 5/22-23, 2021  
**Swept multiple MW series in a row:** .....3, 3/3/17-3/26/17  
..... at Air Force, vs. San José St., at UNLV  
**Swept in MW series, home:** ....vs. San Diego State, 3/31-4/2, 2023  
**Swept in MW series, road:** .....at Fresno State, 4/4-6, 2025  
**Swept in multiple MW series in a row:** .....3, 4/2-5/9/2021  
..... at San Diego State, vs. Fresno State, at Air Force

## WALK-OFFS

**Won on last at-bat:** .....3/16/25  
..... Andrew Neil vs. UNLV (11-8, 9 Inn.)  
**Back-to-back games won in last at-bat:** .....2/24/24  
.....vs. South Dakota State (12-11, 9-8)  
**Lost on last at-bat:** .....3/9/25  
..... at Tarleton (3-4, 9 Inn.)  
**Scored two runs in last at-bat:** .....5/20/22  
..... vs. South Dakota State (13-2, run rule 7 innings)  
**Scored three runs in last at-bat:** .....3/16/25  
..... Andrew Neil vs. UNLV (11-8, 9 Inn.)  
**Scored four runs in last at-bat:** .....4/28/24  
..... Devon Dixon vs. San Diego State (9-7, 9 Inn.)  
**Scored five runs in last at-bat:** .....5/20/22  
.....vs. Air Force (13-12, 9 innings)  
**Scored six runs in last at-bat:** .....5/20/22  
.....vs. Air Force (13-12, 9 innings)  
**Scored seven runs in last at-bat:** .....5/20/22  
.....vs. Air Force (13-12, 9 innings)  
**Scored nine runs in last at-bat:** .....3/21/99  
..... vs. TCU (17-16)  
**Allowed two runs in last at-bat:** .....3/18/23  
..... at Fresno State (8-9)  
**Allowed three runs in last at-bat:** .....4/2/21  
..... at San Diego State (9-10)  
**Allowed four runs in last at-bat:** .....4/2/21  
..... at San Diego State (9-10)  
**Allowed five runs in last at-bat:** .....4/2/21  
..... at San Diego State (9-10)  
**Allowed six runs in last at-bat:** .....4/2/21  
..... at San Diego State (9-10)

\* = School record

# = Mountain West record



## SANTA ANA STAR FIELD - ALBUQUERQUE, N.M.

Santa Ana Star Field has become one of the toughest places for opponents to play in college baseball as The University of New Mexico baseball team is 166-98-2 (.629) since returning to its former location on March 24, 2013 after nine seasons at Isotopes Park. For decades the home of UNM baseball was known as Lobo Field, but thanks to a 10-year, \$1 million naming rights gift from Tamaya Enterprises, Lobo Field was rechristened Santa Ana Star Field on Dec. 11, 2015.

"We are delighted to strengthen our relationship with Tamaya Enterprises, who have been long-standing supporters of the Lobos," said former UNM Vice President for Athletics Paul Krebs. "The field naming rights is a great example of their commitment to the community and provides us an opportunity for Lobo Athletics to give back to the Pueblo of Santa Ana. The beneficiary of this field naming rights is not just our baseball program but our entire community and state." That was the second major announcement regarding the facility in a three-week span in 2015 as on Nov. 20, the UNM Board of Regents approved construction for the \$2.3 million R.D. and Joan Dale Hubbard Clubhouse.

"This has been a long process, but I want to thank the Hubbards, Scott Grady and his family, our administration, Vice President for Athletics Paul Krebs, and everyone on main campus that helped this project," UNM head coach Ray Birmingham said. "I could go on for hours thanking people because so many have helped make this possible." Santa Ana Star Field received a major upgrade that started before the 2013 season. It received a FieldTurf playing surface, upgraded scoreboard, dugouts, bullpens, and bleachers as a part of the first phase of the Santa Ana Star Field renovation. Further renovations and phases will enhance the concessions areas, the fan plaza between Santa Ana Star Field and the softball field, the press box and the bleachers. Lights were installed



in the fall of 2013.

"We have lights because of (former Lobo) Dee Dennis and a bunch of guys who chipped in to help me and Dee do this," Birmingham said. "This is Lobo Field. This is (the state of) New Mexico's baseball field, at least that's how I feel about it. ... There will not only be Lobo games on here, but there will also be state championship games here. We hope to bring in some great big tournaments over the years to this city and let our kids experience the world. We think New Mexico kids can get the rest of the experiences that the rest of the country has, then they will grow faster and realize they're as good

### UNM ALL-TIME AT S.A.S. FIELD







YEAR	W	L	T	PCT.
2013	14	2	0	.875
2014	23	8	1	.734
2015	20	10	0	.667
2016	19	8	0	.704
2017	19	10	0	.655
2018	11	14	1	.442
2019	14	16	0	.467
2020	9	1	0	.900
2021	9	6	0	.600
2022	11	13	0	.458
2023	17	10	0	.630
2024	18	10	0	.640
2025	18	6	0	.750
<b>TOTAL</b>	<b>202</b>	<b>114</b>	<b>2</b>	<b>.636</b>

as anybody."

While now-ABCA Hall of Famer Rich Alday was UNM's head coach, his son Ambrose passed away at age 16 in 1995 from cancer. The Ambrose Alday Memorial Scholarship Fund was set up at New Mexico, and UNM's hitting facility was officially named in their honor ahead of UNM's home game on Feb. 23, 2024, with Norma and the Alday family honored pregame.



# TV / PHOTO ROSTER







## TOD BROWN

### HEAD COACH

Tod Brown was named the 12th Lobo Baseball Head Coach on June 17, 2021. He enters the 2024 season in his third year at the helm.

In Brown's second season, the Lobos posted their best winning percentage in a full season since 2017 (.510), finishing fifth in the Mountain West standings (26-25, 13-17 MW) and leading the league in a variety of categories including team batting average (.328), runs (441), RBI (411), triples (24), home runs (87), slugging % (.559) and on-base % (.406). UNM also improved from a 9.06 ERA as a team in Brown's first season to a 5.95 ERA — the program's lowest in a single season since 2016 — while

averaging only 3.20 walks per nine innings, its fewest since 2014. Following the completion of that season, RHP Isaac Gallegos became the first UNM player coached by Brown to be selected in the MLB Draft, going in the 16th Round to the Atlanta Braves.

The 2023 Lobos ranked in the Top 10 in the country in a variety of team statistical categories:

**No. 3 in Batting Average (.329)**

**No. 9 in Double Plays per Game (0.94)**

**No. 5 in Doubles Per Game (2.45)**

**No. 10 in Runs per Game (8.60)**

**No. 4 in Slugging Percentage (.560)**

**No. 5 in Triples (24) and Triples per Game (0.47)**

**No. 10 in Walks Allowed per Nine Innings (3.20)**

Following the 2023 season, the Lobos also got three All-MW selections — first baseman Reed Spennath was a first-team selection, while third baseman Dylan Ditzenberger and left fielder Lenny Junior Ashby were second-team selections. Ditzenberger went on to be named a CSC Academic All-American for his efforts on the field and in the classroom. Both UNM teams that Brown has coached (2022, 2023) have earned the ABCA Team Academic Excellence Award for their academic accomplishments.

In the 2022 season — Brown's first season in Albuquerque — UNM went 21-33 and finished sixth in the MW standings, with Lenny Junior Ashby and Jeffrey David named to the All-MW Second Team.

#### PRIOR TO UNM

Brown came to New Mexico after a successful 14 years and 341 wins with North Dakota State, where he currently sits as the second-winningest coach in program history and is the all-time leader in wins per season (24.4). In 2021, Brown led the Bison to the 2021 NCAA Tournament, winning its first Division I postseason game 6-1 over Mountain West opponent Nevada. In the same season, NDSU broke a school record with 20 Summit League victories, besting the previous record of 19 set by his 2017 team, and posted an overall record of 42-19. The Bison also led the nation with 25 road wins and set new school records in strikeouts (474) and putouts (1,567) in a single season.

Brown is no stranger to winning — he owns the two highest single season win totals in NDSU history (42 wins in 2021, 40 wins in 2012), and the only two 40+ win seasons by the program. Brown also owns three of the top-five single-season win totals in NDSU history. Under Brown's leadership, NDSU has played in five Summit League championship games, winning it outright in 2021 and 2014, and qualified for the league's baseball championship eight out of the last 11 years.

Brown took the helm of NDSU in 2008 and turned around a program that had faced three consecutive losing seasons, posting just 38 wins from 2005-07. In 2012, NDSU won a then-school-record 40 games, including an 8-2 win over a No. 5-ranked Arizona team that went on to win the 2012 College World Series. North Dakota State had a school-record .973 fielding percentage and posted a team ERA of 3.38, which was the program's lowest ERA in 37 years.

In 2016, the Bison posted a 29-25 overall record and set a new record for home wins at Newman Outdoor Field with 17 victories. In addition, North Dakota State set a new single season record in saves (17). NDSU defeated No. 19-ranked Minnesota on April 26 in Fargo, marking the second-ever win over an NCAA Division I top-25 opponent.

In the Summit League, Brown has coached two Summit League Players of the Year, one Summit League Newcomer of the Year, 46 All-Summit League selections, 22 Summit League Players of the Week, and 30 Summit League Pitchers of the Week. Under his leadership, Brown has also led players to two Collegiate Baseball Freshmen All-America selections and two College Baseball National Players of the Week.

Not only does Brown produce talent on the field, but also in the classroom. During his tenure at NDSU, Brown has had three NCAA Postgraduate Scholarship Winners, one Senior CLASS Award All-America, one CoSIDA Academic All-America Athlete of the Year, nine CoSIDA Academic All-America selections, 11 CoSIDA Academic All-District selections, one Summit League Scholar-Athlete of the Year, 16 Summit League Academic All-League selections, and was twice honored by NCAA with Public Recognition for perfect APR scores (2012-13 and 2015-16).

The Tucson, Ariz. native, was a left-handed pitcher for the Arizona Wildcats from 1989-94, leading the team in 1992 to a Pac-10 Championship. In 1993 he won six games and saved eight, setting a record with 35 appearances as Arizona fell one game short of Omaha.

Brown then made a career out of coaching college ball in the northern tier of the country. He came to NDSU after eight seasons in Ohio as the pitching coach and recruiting coordinator for Bowling Green State University.

During this time, he recruited or helped develop eight players who have reached the major leagues, including former UNM pitching standout Jamie Vermilyea, who played for the Lobos from 2001-03.

This list also includes Jay Flaa, who made his MLB debut this year, J.J. Hardy and pitcher Tim Wood

## The Brown File

#### Education

University of Arizona

1989-94

#### Coaching Experience

2008-2021	Head Coach	North Dakota State
2022-Present	Head Coach	University of New Mexico

#### Career Coaching Record (Year-By-Year)

School	Year	Record	Win Pct.
NDSU	2008	15-30	.333
NDSU	2009	16-28	.372
NDSU	2010	22-30	.423
NDSU	2011	22-32	.407
NDSU	2012	40-20	.667
NDSU	2013	26-27	.491
NDSU	2014	25-26	.490
NDSU	2015	21-30	.412
NDSU	2016	29-25	.537
NDSU	2017	31-25	.554
NDSU	2018	26-24	.520
NDSU	2019	19-24	.442
NDSU	2020*	8-9	.471
NDSU	2021	42-19	.689
<b>NDSU</b>	<b>14 yrs</b>	<b>341-350</b>	<b>.493</b>
UNM	2022	21-33	.389
UNM	2023	26-25	.510
UNM	2024	28-26	.519
UNM	2025	29-20	.592
<b>UNM</b>	<b>4 yrs</b>	<b>104-104</b>	<b>.500</b>
Career	18 yrs	445-454	.495

\*Incomplete season due to COVID-19

## COACH BROWN VS. 2025 OPPONENTS

Opponent	Overall	UNM	Last
Air Force	10-11	10-11	5/11/25
Arizona	2-14	1-3	2/18/25
Austin Peay	1-0	1-0	2/14/25
Fresno State	8-10	8-10	4/6/25
Grand Canyon	1-3	1-2	3/25/25
Nevada	10-9	9-9	3/23/25
New Mexico St.	11-4	11-4	4/22/25
N. Colorado	20-14	6-2	2/23/25
Rhode Island	3-1	3-1	3/2/25
San Diego State	4-11	4-11	4/28/24
San Jose State	8-10	8-10	4/27/25
Seton Hall	1-0	1-0	2/16/25
Tarleton	0-4	0-4	3/7/25
Texas Tech	4-5	4-5	4/8/25
UC Irvine	0-1	0-1	2/15/25
UNLV	12-9	12-9	4/19/25
Washington St.	2-1	2-1	4/13/25

from Sabino High School, in Tucson, Ariz., outfielder Shelley Duncan and pitchers Josh Pearce and Ben Diggins at the University of Arizona, and pitcher Burke Badenhop and outfielder Nolan Reimold from Bowling Green.

After two years as the pitching coach at Sabino High School in Tucson, Ariz., Brown began his collegiate coaching career in 1999 as a volunteer assistant for Arizona. He worked with pitchers and catchers and was the first-base coach for the Wildcats, who qualified for an NCAA regional. Brown was also a head coach for the San Francisco Seals of the California Coastal Collegiate League in the summer of 1999, compiling a 43-29 record and making a fourth-place finish in the National Baseball Congress World Series.

Tod and his wife Janet have a 23-year old son, Brooks, and a 20-year old daughter, Blake.



## MICHAEL LOPEZ

### ASSISTANT COACH: PITCHING

Michael Lopez, who previously served as head coach at Howard Community College in Big Spring, Texas, joined the Lobos in the 2021-22 season as a pitching coach. Lopez joined the Lobo squad after spending two seasons at the helm of the Howard program, bolstering a 48-19 overall record.

In 2024, UNM's pitching staff struck out 394 batters in Lopez' third year — the most since 2019 and seventh-most in program history — and collected 10 saves, also the most since 2019. They finished the season with the most wins (28) since 2017 with a No.

2 seed in the MW Tournament, finishing one game away from a regular season championship. In the second season with Lopez coordinating UNM's pitching, the team's ERA improved from 9.06 to 5.95 — UNM's lowest since 2016. UNM pitchers under Lopez also posted their lowest WHIP (1.59) since 2015 and fewest walks per nine innings (3.20) since 2014 in the process, with RHP Isaac Gallegos selected in the 2023 MLB Draft following the season's completion. Under Lopez, two Howard Hawks were named to the 2021 All-Region V Baseball Team, including pitcher Kris Anglin, who led the league in strikeouts (103). Howard's Ethan Coombes was second in the league in strikeouts, retiring 82 throughout the season. Prior to becoming the head coach of the Hawks, Lopez spent three years as an assistant coach under previous head coach, Rob Martinez.

During his time at Howard College, Lopez worked primarily with the pitchers and served as the recruiting coordinator. He has had over 40 players sign with Division I schools during his tenure, three players sign contracts with professional teams, and three players selected as

NJCAA All-Americans.

Lopez originally came to Howard College after a one-year stint with a brand-new NAIA program, Marymount California University (MCU). During his one year at MCU, Lopez was named the associate head coach and helped with day-to-day recruiting.

In the first year of the program, Lopez helped the Mariners win the CAL PAC Conference Championship and reach the 2016 West Grouping Championship. Lopez had three players selected to the 2016 All-California Pacific Conference Team while also coaching the CAL PAC conference player of the year and the CAL PAC Freshman of the year.

Prior to coaching at Marymount California University, Lopez was the volunteer assistant coach for two seasons at the University of Arizona under head coach Andy Lopez. Lopez assisted with the pitchers during practices and helped run the bullpen during games. Off the field, his job consisted of preparing scouting reports on opposing teams, directing the Andy Lopez Baseball Camp, and assisting with recruiting.

Lopez's collegiate career in baseball includes four years (2009-2012) at the University of Arizona. Lopez was named captain of the 2012 team, which won the NCAA National Championship in Omaha, Nebraska.

Lopez graduated from The University of Arizona in 2013 with a bachelor's degree in family studies.



## MATT RISDON

### ASSISTANT COACH / RECRUITING COORDINATOR

Matt Risdon joined the Lobo Family in 2022 as a volunteer assistant coach, and he currently serves recruiting coordinator and assistant coach. Risdon was previously at Lenoir-Rhyne University for three seasons. Risdon was a Division I catcher at Western Illinois for two seasons and served on the coaching staff for the Fighting Leathenecks from August 2015-July 2019. At UNM, he has been primarily responsible for coaching fielders and hitters.

In 2023, Risdon-coached hitters posted UNM's highest team batting average since 2013 (.328) — good

for best in the conference and No. 3 in NCAA D-I — while leading the MWC in OPS, hits, runs, triples, RBI and home runs. The Lobos' .974 fielding percentage in 2022 was the second-best in program history and best in the MWC, and their 48 double plays turned was the most in the conference.

The Lobos put up similar numbers in 2024 en route to their best MW finish (2nd) and first MW Tournament berth since 2017 — at the end of the season, UNM ranked No. 7 in NCAA D-I in Batting Average (.319) and No. 13 in On Base Percentage (.421) as well as No. 17 in Doubles Per Game (2.24), No. 31 in Slugging Percentage (.515), No. 25 in Scoring (8.4), leading the MW in nearly every offensive category. The Lobos posted a .968 fielding percentage while

ranking No. 15 in the nation in Double Plays Per Game (0.94).

In 2022, Risdon helped Lenoir-Rhyne University to the best season in program history with a 46-13 overall record and a record 25 wins at home. The Bears would post a 19-game winning streak, the longest in program history, and were ranked as high as No. 11 in the nation. The Bears would capture just the third SAC Tournament title in program history and advanced to just the second NCAA Tournament appearance in team history. Risdon was the catching coach and assisted with hitting and recruiting. In 2022 the Bears broke multiple offensive records such as: home runs, runs, RBIs, walks, HBPs, hits, as well as many other team records. The Bears season was capped off with their senior catcher, Nick Clarno, signing with the Atlanta Braves.

Risdon began his coaching career as the Director of Baseball Operations with WIU in August 2015 and served in that role for one season before being named the program's graduate assistant. After finishing his Master in Sports Management in May 2017, Risdon earned the title of assistant coach and recruiting coordinator prior to the 2018 campaign. Risdon was primarily responsible for catchers and assisted with hitting and infielders while also serving as the third base coach. Risdon helped with defensive positioning and discussed hitting approach with players during game review. Risdon also helped with administrative duties such as: travel, team meals, fundraising, scouting, and monitoring student-athlete academic eligibility.

Risdon played in 40 career games for Western Illinois. He earned his bachelor's degree in exercise science in 2015.



## JUSTIN MITCHELL

### ASSISTANT COACH: HITTING

Justin Mitchell joined the Lobo Family in August of 2023 and he serves as assistant coach. He coaches UNM's catchers as well as hitting for head coach Tod Brown.

In his first season as UNM's hitting coach, the Lobos wrapped up the regular season as the MW's statistical leaders in batting average (.323), slugging % (.521) and on-base % (.426) as well as runs (448), hits (588), RBI (415), total bases (947) and walks (285).

They ranked No. 8 in the nation in average at the conclusion of the season.

Mitchell spent the 2023 season as a graduate assistant coach at K-State under Pete Hughes. The 2023 Wildcats went 35-24 and advanced to the semifinals of the Big 12 Championship. His G.A. stint came after he played one season at K-State, hitting .308 with five homers and 22 RBIs over 52 games, playing catcher as a grad transfer. Mitchell played four seasons at Oklahoma, where he graduated. Over his time he played in 116 games, hitting .261 with two homers and 38 RBIs. He recorded 991 career putouts as a catcher.

He graduated from Oklahoma in 2022.

# NEW MEXICO 2025 FIELDING STATS

Player	c	po	a	e	fld%	dp	sba	csb	sba%	pb	ci
47 OTT, Ethan	348	328	20	0	1.000	29	0	0	---	0	0
24 WILLIAMS, Brodey	217	193	24	0	1.000	0	33	10	.767	2	0
12 ASBY, Will	89	89	0	0	1.000	0	0	0	---	0	0
20 BANISTER, Luke	44	41	3	0	1.000	1	7	3	.700	4	0
10 ORIACH, Jordy	17	17	0	0	1.000	0	0	0	---	0	0
33 PURSER, Daxton	13	2	11	0	1.000	1	9	3	.750	0	0
34 BARNHOUSE, Josh	9	2	7	0	1.000	0	3	1	.750	0	0
7 WHITE, Tommy	9	4	5	0	1.000	0	3	1	.750	0	0
5 MILLER, Shane	7	4	3	0	1.000	1	0	0	---	0	0
25 WISEMAN, Luke	5	3	2	0	1.000	0	5	0	1.000	0	0
27 LOPEZ, David	5	1	4	0	1.000	0	2	1	.667	0	0
6 MCBROOM, Brian	4	2	2	0	1.000	0	0	0	---	0	0
39 CASTILLO, Ryan	4	1	3	0	1.000	0	3	4	.429	0	0
13 ROMERO, Matt	2	0	2	0	1.000	0	2	0	1.000	0	0
35 MONTEFORTE, Presley	2	1	1	0	1.000	0	2	1	.667	0	0
49 MESSMORE, Jack	1	0	1	0	1.000	0	3	0	1.000	0	0
15 WALKER, Khalil	126	125	0	1	.992	0	0	0	---	0	0
43 TRUJILLO, Gene	58	55	2	1	.983	5	0	0	---	0	0
29 HERD, Caleb	141	129	9	3	.979	0	12	4	.750	1	0
2 BRASS, Cooper	88	36	50	2	.977	10	0	0	---	0	0
4 WOOD, Tye	56	53	1	2	.964	0	0	0	---	0	0
3 WASLEFSKY, Karsen	154	41	106	7	.955	24	0	0	---	0	0
9 MCALISTER, Josh	184	60	114	10	.946	17	0	0	---	0	0
26 MANSY, Luke	68	22	40	6	.912	7	0	0	---	0	0
8 ALVAREZ, Diego	9	2	6	1	.889	0	6	2	.750	0	0
23 CUNNINGHAM, Ty	9	5	3	1	.889	0	2	0	1.000	0	0
14 CARRIS, Akili	76	25	41	10	.868	2	0	0	---	0	0
48 NEIL, Andrew	12	7	3	2	.833	0	0	0	---	0	0
31 PENGELLY, Dayne	8	1	5	2	.750	1	6	4	.600	0	0
17 MOGEN, Cristian	3	0	2	1	.667	1	2	1	.667	0	0
11 CORNELIUS, Matt	3	0	2	1	.667	0	0	1	.000	0	0
19 STILL, Justin	2	1	0	1	.500	1	2	0	1.000	0	0
22 BAKER-LIVINGSTON,Be	0	0	0	0	.000	0	1	0	1.000	0	0
38 LEHMBECK, Blake	0	0	0	0	.000	0	0	0	---	0	0
42 BELL, Blake	0	0	0	0	.000	0	1	0	1.000	0	0
16 ORIGER, Grant	0	0	0	0	.000	0	0	0	---	0	0
Totals	1773	1250	472	51	.971	36	52	19	.732	7	0
Opponents	1705	1234	417	54	.968	37	33	14	.702	7	0

Hitting minimums - 1 Games 1 AB 2.0 AB/Game 1 TPA 2.0 TPA/Game

Pitching minimums - 1 Games 0.7 IP/Game

# NEW MEXICO 2025 COMBINED STATS

Record: 29-20 Home: 18-6 Away: 9-13 Neutral: 2-1 MW: 16-11

Date	Opponent	Score	Player	avg	slug	ob%	g	ab	r	h	2b	3b	hr	rbi	bb	so	sb	cs	e
2/14	vs Austin Peay	w 9-6	ORIACH, Jordy	.403	.770	.483	48	196	61	79	23	2	15	60	26	27	1	1	0
2/15	vs UC Irvine	L 4-18	WALKER, Khalil	.388	.585	.447	49	183	44	71	14	5	4	30	16	23	2	3	1
2/16	vs Seton Hall	w 5-3	OTT, Ethan	.368	.708	.466	44	171	44	63	20	1	12	48	26	44	0	1	0
2/18	at Arizona	L 0-10	MCALISTER, Josh	.364	.695	.456	43	154	41	56	7	1	14	39	20	48	13	1	10
2/21	N. COLORADO	L 15-16	ASBY, Will	.348	.647	.422	47	201	56	70	19	1	13	52	25	32	1	0	0
2/22	N. COLORADO	L 11-15	CARRIS, Akili	.325	.425	.355	42	160	31	52	11	1	1	43	8	31	1	2	10
2/22	N. COLORADO	w 13-4	WOOD, Tye	.319	.525	.458	44	141	50	45	12	1	5	30	32	37	7	1	2
2/23	N. COLORADO	w 12-7	WASLEFSKY, Karsen	.292	.462	.363	41	130	31	38	5	1	5	31	13	24	3	3	7
2/25	NM STATE	w 7-0	-----																
2/28	RHODE ISLAND	L 13-14	MANSY, Luke	.364	.481	.495	32	77	23	28	6	0	1	21	19	7	0	0	6
3/1	RHODE ISLAND	w 15-14	NEIL, Andrew	.320	.620	.407	26	50	15	16	1	1	4	12	4	15	0	0	2
3/2	RHODE ISLAND	w 8-4	WILLIAMS, Brodey	.295	.463	.405	29	95	18	28	10	0	2	15	18	23	1	1	0
3/2	RHODE ISLAND	w 10-9	BRASS, Cooper	.291	.380	.379	34	79	16	23	4	0	1	12	12	12	3	1	2
3/7	at Tarleton State	L 4-10	HERD, Caleb	.263	.474	.405	23	57	15	15	0	0	4	16	14	14	0	0	3
3/8	at Tarleton State	L 0-4	TRUJILLO, Gene	.214	.429	.365	23	42	9	9	0	0	3	9	6	16	1	0	1
3/8	at Tarleton State	L 6-9	BANISTER, Luke	.172	.310	.265	12	29	5	5	1	0	1	8	4	10	0	0	0
3/9	at Tarleton State	L 3-4	MILLER, Shane	.000	.000	.286	3	4	1	0	0	0	0	3	2	2	0	0	0
*3/14	UNLV	w 12-6	Totals	.338	.573	.427	49	1769	460	598	133	14	85	429	245	365	33	14	51
*3/15	UNLV	w 13-3	Opponents	.321	.515	.411	49	1746	418	560	143	32	44	389	226	367	52	19	54
*3/16	UNLV	w 11-8	LOB - Team (415), Opp (413). DPs turned - Team (36), Opp (37). IBB - Team (4), ORIACH, J. 2, MCALISTER, J 1, MANSY, L. 1, Opp (1). Picked off - WOOD, T. 1.																
			Player	era	w-l	app	gs	cg	sh	sv	ip	h	r	er	bb	so	avg	hr	
*3/21	at Nevada	w 6-4	WHITE, Tommy	4.54	2-0	17	0	0	0	1	33.2	38	18	17	15	29	.292	3	
*3/22	at Nevada	L 4-20	BARNHOUSE, Josh	5.26	4-1	25	0	0	0	1	39.1	43	24	23	15	27	.287	4	
*3/23	at Nevada	L 5-7	PURSER, Daxton	7.11	3-3	15	9	0	0	1	62.0	73	56	49	27	72	.286	8	
3/25	GRAND CANYON	w 12-10	CASTILLO, Ryan	8.41	4-3	10	9	1	0	0	40.2	63	41	38	12	37	.352	4	
*3/28	AIR FORCE	w 7-4	PENGELLY, Dayne	8.77	2-2	11	11	0	0	0	40.0	58	45	39	30	34	.341	1	
*3/29	AIR FORCE	w 12-7	-----																
*3/30	AIR FORCE	L 1-7	WISEMAN, Luke	4.82	4-0	21	0	0	0	0	28.0	37	21	15	11	24	.301	2	
4/1	at NM State	w 15-10	CUNNINGHAM, Ty	5.58	2-2	20	0	0	0	10	30.2	30	19	19	20	26	.252	0	
*4/4	at Fresno State	L 5-12	MONTEFORTE, Presley	8.65	2-2	9	4	0	0	0	26.0	40	27	25	14	19	.348	2	
*4/5	at Fresno State	L 3-11	MOGEN, Cristian	9.00	2-1	7	6	0	0	0	17.0	24	19	17	10	19	.343	1	
*4/6	at Fresno State	L 7-13	LOPEZ, David	9.37	1-2	4	4	0	0	0	16.1	20	19	17	9	14	.294	3	
4/8	TEXAS TECH	w 15-5	ALVAREZ, Diego	9.69	1-3	8	4	0	0	1	26.0	36	28	28	8	20	.321	5	
*4/11	WASHINGTON STATE	w 10-9	CORNELIUS, Matt	11.48	1-0	8	0	0	0	0	13.1	19	21	17	14	13	.339	3	
*4/12	WASHINGTON STATE	w 24-14	STILL, Justin	11.81	1-0	5	0	0	0	0	5.1	9	8	7	6	7	.375	0	
*4/13	WASHINGTON STATE	L 11-16	MESSMORE, Jack	14.00	0-1	11	0	0	0	0	18.0	35	31	28	11	11	.412	4	
4/15	at NM State	w 12-10	ROMERO, Matt	14.54	0-0	11	1	0	0	0	8.2	17	14	14	8	5	.405	1	
*4/17	at UNLV	w 13-7	MCBROOM, Brian	17.47	0-0	7	0	0	0	0	5.2	10	11	11	5	5	.417	1	
*4/18	at UNLV	L 3-10	LEHMBECK, Blake	18.00	0-0	1	0	0	0	0	1.0	1	2	2	0	0	.333	0	
*4/19	at UNLV	w 6-3	BELL, Blake	20.25	0-0	3	0	0	0	0	2.2	3	6	6	5	3	.300	2	
4/22	NM STATE	w 7-6	BAKER-LIVINGSTON, Ben	27.00	0-0	2	1	0	0	0	1.1	2	4	4	5	1	.333	0	
*4/25	SAN JOSE STATE	w 25-5	ORIGER, Grant	36.00	0-0	2	0	0	0	0	1.0	2	4	4	1	1	.400	0	
*4/26	SAN JOSE STATE	w 19-3	Totals	8.21	29-20	49	49	1	1	14	416.2	560	418	380	226	367	.321	44	
*4/27	SAN JOSE STATE	L 12-14	Opponents	8.86	20-29	49	49	0	2	6	411.1	598	460	405	245	365	.338	85	
*5/2	at San Diego State	w 9-7	PB - Team (7), BANISTER, L. 4, WILLIAMS, B. 2, HERD, C. 1, Opp (7). Pickoffs - Team (3), ALVAREZ, D. 1, CORNELIUS, M 1, PURSER, D. 1, Opp (1). SBA/ATT - WILLIAMS, B. (33-43), HERD, C. (12-16), PURSER, D. (9-12), PENGELLY, D. (6-10), BANISTER, L. (7-10), ALVAREZ, D. (6-8), CASTILLO, R. (3-7), WISEMAN, L. (5-5), WHITE, T. (3-4), BARNHOUSE, J (3-4), LOPEZ, D. (2-3), MONTEFORTE (2-3), MESSMORE, J. (3-3), MOGEN, C. (2-3), CUNNINGHAM (2-2), STILL, J. (2-2), ROMERO, M. (2-2), CORNELIUS, M (0-1), BAKER-LIVING (1-1), BELL, B. (1-1).																
*5/3	at San Diego State	w 9-8																	
*5/4	at San Diego State	w 15-7																	
*5/9	at Air Force	L 9-14																	
*5/10	at Air Force	w 9-6																	
*5/11	at Air Force	L 4-5																	

Score by innings	1	2	3	4	5	6	7	8	9	EX	Total
New Mexico	68	50	56	63	55	58	37	44	24	5	460
Opponents	47	52	60	33	63	40	58	40	24	1	418

Win-loss breakouts: Day 16-17; Night 13-3; vs Left 5-2; vs Right 24-18;  
 1-run games 5-4; 2-run games 5-2; 5+run games 13-11; Extra inns 2-0; Shutouts 1-2.  
 Current streak: Lost 1; Longest winning streak: 4; Longest losing streak: 4.  
 Attendance: Home 12407 (avg 563); Away 18702 (avg 748); Total 31109 (avg 661).