



6-TIME NCAA REGIONAL QUALIFIER - 95 MLB DRAFT PICKS - 28 ALL-AMERICANS

new mexico BASEBALL

2025 GAME NOTES

@UNMLOBOBASEBALL

GAMES 47-49



NEW MEXICO LOBOS (28-18, 15-9 MW) RPI 107

Head Coach: Tod Brown, 4th season (103-102 UNM) [444-452 overall]
2024 Home: 18-10 | Away: 7-10 | Neutral: 2-4 | 2024 Final RPI: #202
UNM All-Time Series vs. AFA: 30-23-1 | H: 20-7 | A: 10-11-1 | N: 0-1



AT AIR FORCE (18-30, 10-14 MW) RPI 217

MAY 9-11 | COLORADO SPRINGS, COLO. | ERDLE FIELD
Head Coach: Mike Kazlauskys, 15th season (336-438, .434)
2024 Record: 27-28 (18-12 MW)

LEADING OFF...

Tied for first place in the Mountain West standings after a loud sweep of San Diego State on the road last weekend, New Mexico (28-18, 15-9 MW) looks to keep its hot streak going when the Lobos head north for a road series with Air Force (18-30, 10-14 MW) in Colorado Springs May 9-11.

Winners of eight of their last 10, the Lobos sit in a three-way tie atop the conference standings with Nevada (28-19, 15-9 MW) and Fresno State (24-24, 15-9 MW) with just six games left to play – they'll face the Bulldogs at home next weekend in their final regular-season games of the year.

UNM leads the nation in team batting average (.341) and doubles (127 / 2.76 per game) for the second week in a row after their best hitting weekend away from home this season – they also rank No. 1 in total hits (563), No. 4 in slugging (0.575), No. 4 in scoring (9.5), No. 11 in on-base percentage (.432) while cracking the Top 100 in the nation in in triples per game (58th, 0.28), total base on balls (92nd, 235) and homers per game (16th, 1.70).

All of this weekend's series at the Air Force Academy will be available to stream free via the MW Network at GoLobos.com/Watch, with live stats, streaming options and more available via GoLobos.com/BSBGameDay. Follow @UNMLoboBaseball on IG, X and Facebook for comprehensive coverage, promotional updates, behind-the-scenes content and more.

ALL-TIME SERIES

- The Lobos lead the all-time series against Air Force 155-62, with an 90-22 record in matchups in Albuquerque and a 56-36 record on the road.
- In their first three-game series this year at home, the Lobos took the first two games to secure the series but couldn't complete the sweep in the finale

NCAA D-I STAT RANKINGS (5/7)

Stat	Rank	Value
Batting Average	1	0.341
Home Runs Per Game	16	1.70
Doubles Per Game	1	2.76
Triples Per Game	58	0.28
Slugging Percentage	4	0.575
On Base Percentage	11	0.432
Scoring	4	9.5
Double Plays Per Game	T-73	0.76

(6-4, 12-7, 1-7). They only faced for one weekend series last season, with the Lobos dropping two of three on the road in Colorado Springs (3-12, 6-5, 7-18 [7]).

LAST WEEKEND'S SERIES (vs. San Jose St, 4/25-27)

New Mexico claimed its second Mountain West weekend series of the year with a pair of wins over Air Force at home (6-4, 12-7, 1-7), hitting .322 as a team while scoring 23 runs on 38 hits. The Lobos took Friday's opener in a 6-4 victory and clinched the series with a 12-7 win on Saturday that marked their third win in a row before the Falcons salvaged the finale with a 7-1 win. In total, UNM slugged five doubles and four home runs, posting a .454 slugging percentage and .393 on-base percentage. Defensively, the Lobos recorded a .974 fielding percentage with three errors in the series.

• Khalil Walker (.500, 5-for-10, 2 2B, 1 RBI, .700 SLG, .545 OBP) led the offense with a dominant weekend, finishing with a team-high five hits with two doubles — he's now up to 10 two-baggers on the season.

• Brodey Williams (.375) was productive in two

CONTINUED ON PAGE 2

2025 SCHEDULE

28-18 15-9 18-6 8-11 2-1

W-L MW H A N

DATE	OPPONENT	TIME(MT)
2/14	vs. Austin Peay [^]	W, 9-6
2/15	vs. UC Irvine [^]	L, 4-18
2/16	vs. Seton Hall [^]	W, 5-3
2/18	Arizona	L, 0-10 (7)
2/21	N. Colorado	L, 15-16
2/22	N. Colorado ^{DH}	L, 11-15
2/22	N. Colorado ^{DH}	W, 13-4
2/23	N. Colorado	W, 12-7
2/25	New Mexico St.	W, 7-0
2/28	Rhode Island	L, 13-14
3/1	Rhode Island	W, 15-14
3/2	Rhode Island ^{DH}	W, 8-4 (7)
3/2	Rhode Island ^{DH}	W, 10-9
3/7	Tarleton	L, 4-10
3/8	Tarleton ^{DH}	L, 0-4 (7)
3/8	Tarleton ^{DH}	L, 6-9
3/9	Tarleton	L, 3-4
3/14	UNLV*	W, 12-6
3/15	UNLV*	W, 13-3 (8)
3/16	UNLV*	W, 11-8
3/21	Nevada*	W, 6-4 (12)
3/22	Nevada*	L, 4-20 (7)
3/23	Nevada*	L, 5-7
3/25	Grand Canyon	W, 12-10
3/28	Air Force*	W, 7-4
3/29	Air Force*	W, 12-7
3/30	Air Force*	L, 1-7
4/1	New Mexico St.	W, 15-10
4/4	Fresno St.*	L, 5-12
4/5	Fresno St.*	L, 3-11
4/6	Fresno St.*	L, 7-13
4/8	Texas Tech	W, 15-5 (8)
4/11	Washington St.*	W, 10-9
4/12	Washington St.*	W, 24-14 (7)
4/13	Washington St.*	L, 11-16
4/15	New Mexico St.	W, 12-10
4/17	UNLV*	W, 13-7
4/18	UNLV*	L, 3-10
4/19	UNLV*	W, 6-3
4/22	New Mexico St.	W, 7-6
4/25	San Jose St.*	W, 25-5 (7)
4/26	San Jose St.*	W, 19-3 (7)
4/27	San Jose St.*	L, 12-14
5/2	San Diego St.*	W, 9-7 (10)
5/3	San Diego St.*	W, 9-8
5/4	San Diego St.*	W, 15-7
5/9	Air Force*	3 PM
5/10	Air Force*	1 PM
5/11	Air Force*	12 PM
5/15	Fresno St.*	6 PM
5/16	Fresno St.*	2 PM
5/17	Fresno St.*	12 PM
5/21-25	MW Tournament	—

[^] - MLB DESERT INVITATIONAL
FIRST TWO GAMES AT SLOAN PARK (MESA, AZ),
THIRD AT SALT RIVER FIELDS (SCOTTSDALE, AZ).
^{*} - MOUNTAIN WEST CONFERENCE GAME
HOME GAMES IN BOLD



1962 2010 2011
2012 2013 2016

REGIONAL APPEARANCES



1962 2000 2011
2011 2012 2013
2014 2016 2017

REGULAR SEASON CHAMPIONS
TOURNAMENT CHAMPIONS

UNIVERSITY OF NEW MEXICO

Location	Albuquerque, N.M.
Founded	1889
Enrollment	8,800
Nickname	Lobos
Colors	Cherry and Silver
Affiliation	NCAA Division I
Conference	Mountain West
President	Garnett Stokes
Dir. of Athletics	Fernando Lovo
Faculty Rep.	Karen Gaudreault
Athletics Phone	(505) 925-5521
Ticket Ops.	(505) 925-5627

BASEBALL STADIUM

Home Field	Santa Ana Star Field
Capacity	1,000
Dimensions	338 (LF); 408 (LC); 420 (CF); 408 (RC) 338 (RF)

LOBO BASEBALL HISTORY

First Season	1899
Overall Record	1988-1833-18 (.520)
Overall MW Record	365-284-1 (.564)
Years in NCAA Postseason	6 (1962, 2010, '11, '12, '13, '16)
Conference Titles	7 (1962, 2000, '11, '12, '13, '14, '17)
Conference Tournament Titles	3 (2011, '12, '16)

COACHING STAFF

Head Coach	Tod Brown
Years at UNM	4th season
Record at UNM	103-102 (4 yr.)
Overall Record	444-452 (18 yrs.)
Asst. Coach / Pitching	Michael Lopez
Years at UNM	4th season
Asst. Coach / Recruiting	Matt Risdon
Years at UNM	3rd season
Asst. Coach (Hitting)	Justin Mitchell
Years at UNM	2nd season
Dir. of Ops / Player Development	Tyler McPeak
Years at UNM	1st season
Athletic Trainer	Robert Rimorin

2024 REVIEW

Overall Record	28-26
MWC Record (Finish)	17-13 (2nd)
Home Record	18-10
Away Record	8-12
Neutral Record	2-4
Starters Returning/Lost	7/7
Pitchers Returning/Lost	10/8
Letterwinners Returning/Lost	23/15
Newcomers	17

THROUGH THE ORDER (PROJECTED LINEUP)

NO.	PLAYER	YR/POS	BA	SLG	OBP	G/AB	R	H	2B	3B	HR	RBI	BB	SO
4	Tye Wood	SR/OF	.313	.508	.454	41/128	44	40	11	1	4	29	29	35
12	Will Asby	SR/OF	.337	.626	.417	44/187	51	63	19	1	11	46	24	30
10	Jordy Oriach	JR/OF	.403	.751	.488	45/181	57	73	20	2	13	54	26	25
47	Ethan Ott	SR/DH	.380	.741	.477	41/158	43	60	19	1	12	47	24	40
26	Luke Mansy	SR/INF	.380	.493	.510	30/71	23	27	5	0	1	21	18	6
14	Akili Carris	JR/INF	.331	.422	.361	39/154	30	51	11	0	1	41	8	30
24	Brodey Williams	JR/C	.311	.489	.418	26/90	18	28	10	0	2	15	17	22
3	Karsen Wasielesky	JR/INF	.314	.500	.383	38/118	31	37	5	1	5	30	12	22
15	Khalil Walker	SR/OF	.398	.608	.456	46/171	43	68	14	5	4	30	15	21

OTHER KEY HITTERS

NO.	PLAYER	YR/POS	BA	SLG	OBP	G/AB	R	H	2B	3B	HR	RBI	BB	SO
2	Cooper Brass	R-FR/INF	.303	.395	.391	32/76	16	23	4	0	1	12	12	11
9	Josh McAlister	SR/INF	.348	.667	.449	40/141	37	49	7	1	12	35	20	47
29	Caleb Herd	JR/C	.264	.491	.406	20/53	15	14	0	0	4	16	14	13
43	Gene Trujillo	FR/1B	.214	.429	.365	23/42	9	9	0	0	3	9	6	16
48	Andrew Neil	SR/UTL	.320	.620	.407	26/50	15	16	1	1	4	12	4	15

*Stats are for 2025 season

starts, doubling and finishing with three hits on eight at-bats, Will Asby (.375) homered and drove in a team-high four runs after being out of the lineup on Tuesday and Friday and Tye Wood (.333) and Josh McAlister (.300) made it five Lobos batting above .300 last weekend.

• The Lobos posted a 5.67 ERA on the weekend, getting a solid start from LHP Daxton Purser on Friday (5.2 IP, 5 H, 3 ER, 1 BB, 10 K) as the big lefty came one strikeout shy of matching his career-high from last Friday at Nevada. RHP Ryan Castillo (5.0 IP, 6 H, 6 ER, 3 BB, 6 K) recovered well from an early Falcons outburst on Saturday to keep the Lobos in the game and seven relievers toed the bump for UNM on the weekend, with LHP Presley Monteforte (3.1 IP, 2 H, 0 R, 0 BB, 3 K) notching a new-career high with three scoreless frames of relief on Sunday.

TOP BATTING TEAM IN THE NATION

After batting .339 as a team at San Diego State last weekend, New Mexico leads the entirety of NCAA D-I in team batting average (.341) for the second week in a row. Three different Lobos rank among the Top 100 in the nation in individual batting average -- Jordy Oriach (#21, .403), Khalil Walker (#33, .398) and Ethan Ott (#65, .380) -- they rank Nos. 1, 3 and 4 in the Mountain West.

#	Team	G	AB	H	BA
1	New Mexico	46	1,653	563	0.341
2	Central Conn. St.	36	1,250	422	0.338
3	Austin Peay	49	1,666	560	0.336
4	George Mason	48	1,630	546	0.335
5	High Point	48	1,685	558	0.331
6	UTSA	47	1,608	527	0.328
7	Florida St.	44	1,522	492	0.323
8	Georgia Tech	48	1,621	519	0.320
9	Kent St.	46	1,544	492	0.319
10	William & Mary	47	1,639	522	0.318

TY CUNNINGHAM NAMED TO NCBWA STOPPER OF THE YEAR WATCH LIST

A day after collecting his 10th save of the season as New Mexico completed a season sweep of in-state rivals N.M. State, Lobos closer Ty Cunningham has been named to the National College Baseball Writers' Association's Stopper of the Year Midseason Watchlist. Cunningham's 10 saves lead the Mountain West so far this season and rank No. 6 in the nation -- he's just one away from matching a UNM single-season record of 11 that has been untouched since 1985 (Ed Bartholomew). He's only the fourth Lobo in program history to record double-digit saves in the

2025 SEASON SO FAR

Current MW placing	T-1st
Current streak	W-3
Longest win streak	4, 3/14-21 & 4/19-26
Longest loss streak	4, 3/7-9
Overall series (3+ games)	7-3-1
MW series	6-2
Home series	5-1
Away series	2-3
Sweeps	2-1
Last 5	4-1
Last 10	8-2
Series openers	7-4
Series finales	5-6
Weekends (Fri/Sat/Sun)	21-17
Weekdays (Mon-Thu)	7-1
Day games (before 6 p.m.)	16-16
Night games (6 p.m. or later)	12-2
vs. Top-100 RPI	2-2

same season since it became an official statistic in 1981.

RAKING AT HOME

• The Lobos are 18-6 in home games at Santa Ana Star Field this year and batting .392 with an average of 14.0 runs and 16.3 hits per nine innings in those games. Their .750 winning percentage at home so far this season would be the second-best in any season with 15 or more games in the 12 years since Santa Ana Star Field became the Lobos' home venue. UNM went 14-2 (.875) in their first season calling SAS Field home in 2013.

• UNM notched its 200th win at Santa Ana Star Field last Tuesday.

UNM ALL-TIME AT S.A.S FIELD

YEAR	W	L	T	PCT.
2013	14	2	0	.875
2014	23	8	1	.734
2015	20	10	0	.667
2016	19	8	0	.704
2017	19	10	0	.655
2018	11	14	1	.442
2019	14	16	0	.467
2020	9	1	0	.900
2021	9	6	0	.600
2022	11	13	0	.458
2023	17	10	0	.630
2024	18	10	0	.640
2025	18	6	0	.750
Total	202	114	2	.636

EARLY RETURNS

Walker & Asby Named Preseason All-MW; Lobo Baseball Tabbed Fourth in Coaches' Poll:

• Outfielders Khalil Walker and Will Asby were named to the All-Conference Preseason Team and New Mexico was one of three teams tied for fourth in the Mountain West Preseason Coaches' Poll released Monday ahead of the 2025 baseball season.

• Walker and Asby – who both were All-MW selections after their first season at UNM in 2024 – make UNM one of four teams with multiple preseason all-league selections.

• With 27 points, the Lobos are tied for fourth alongside UNLV (1 first-place vote) and San Diego State, the third season in a row in which they've improved their preseason rank. Before the 2023 season, UNM was picked to finish seventh and ultimately finished fifth — before the 2024 season, they were voted fifth and closed out the regular season one game out of sharing a regular-season championship with Air Force.

Asby Named to D1Baseball.com's Top 100 Outfielders:

• Senior Will Asby clocked in at No. 91 in the nation on D1Baseball.com's National Outfielders Rankings released last week. In his first season with the Lobos in 2024, Asby entered the outlet's midseason Top 100 Outfielder rankings at No. 94 after not being ranked heading into the season.

• Last season, Asby ranked second in the league in runs scored (59), eighth in slugging (.601) and ninth in total hits (71), breaking the program record for single-season grand slams with four – he needs one more to match Mark Wulfert's career record of five.

"Keep an Eye On" New Mexico in Mountain West Race:

• D1Baseball.com slated New Mexico as the team to "Keep an eye on" in this year's Mountain West race behind preseason favorite Fresno State, citing improved pitching depth and a host of high-level hitters returning.

• "This year's team has a chance at making [an NCAA Regional] with five returnees who hit .300-plus, two returning weekend starters on the mound and five key pieces in the bullpen also coming back to campus."

A LOOK AT THE SCHEDULE

- The 53-game schedule, including 30 Mountain West Conference games, opens up at the MLB Desert Invitational in Arizona (Feb. 14-16) and concludes with a conference weekend series at home vs. Fresno State (May 15-17). In that span, the Lobos will face four different teams that reached NCAA Regionals last spring – Arizona, UC Irvine, Grand Canyon and Fresno State – nine times.

- In total, UNM will play 27 games at Santa Ana Star Field in Albuquerque and 26 games on the road throughout the regular season, with 18 games against seven opponents that ranked in the Top 150 in the nation in last season's final RPI rankings.

- Should the Lobos stand among the top six teams in the Mountain West standings upon the conclusion of that weekend, they'll earn a berth to the expanded MWC Baseball Championships May 21-25, hosted this year in Mesa, Ariz.

ESTABLISHED HITTING

UNM holds the nation's 2nd-ranked batting average since 2014, a .307 clip in the last 10 seasons. The Lobos hit .319 to rank 7th nationally in 2024.

DIVISION I BATTING AVERAGES (2014-24)

1 Jackson State .308	11 Georgia Tech .296
2 New Mexico .307	12 UNLV .296
3 Morehead State .307	13 Louisville .295
4 UNC Greensboro .302	14 Austin Peay .295
5 New Mexico State .301	15 Tennessee Tech .294
6 Alabama State .301	16 Texas Tech .294
7 Arizona .299	17 Grand Canyon .293
8 Virginia .298	18 Sam Houston .292
9 Air Force .298	19 Oral Roberts .292
10 Wofford .298	20 San Diego .292

YOUR 2025 LOBOS ROSTER

– UNM's 2025 roster includes 13 returning players with 17 newcomers – the Lobos return seven position players who appeared in at least 20 games in 2024 while losing seven.

– Of the Lobos' newcomers, five are freshmen and 12 are transfers – nine transfers are from junior colleges and three from four-year institutions.

– 30 players are upperclassmen – 15 seniors and 15 juniors – the most upperclassmen Brown has had on a roster in Albuquerque.

PRESEASON MWC COACHES' POLL

2025 PREDICTED ORDER OF FINISH

RANK	SCHOOL (1st Place Votes)	PTS
1.	Fresno State (6)	43
2.	Nevada	35
3.	Washington State (1)	30
4.	UNLV (1)	27
4.	New Mexico	27
4.	San Diego State	27
7.	Air Force	19
8.	San José State	16

PRESEASON ALL-MWC

NAME	YR.	POS.	SCHOOL
Chase Spencer	Sr.	OF/P	Air Force
Jack Anker	Jr.	P	Fresno State
Victor Arreola	Jr.	P	Fresno State
Murf Gray	Jr.	INF	Fresno State
Eddie Saldivar	Sr.	INF	Fresno State
Michael Ball	Sr.	INF	Nevada
Taylor Holder	Sr.	OF	Nevada
Ethan O'Neal	Sr.	P	Nevada
Will Asby	Gr.	OF	New Mexico
Khalil Walker	Jr.	OF	New Mexico
Finley Bates	So.	INF	San Diego st.

PROGRAM-BUILDING RESUME

– In his first five seasons as head coach at North Dakota State, Brown's teams improved their winning percentage in each season, going from 15-30 (.333) in his first season in 2008 to 40-20 (.667) in 2012 and finishing each of the next nine seasons above .400. The Bison reached the Summit League tournament eight times in that span, advancing to NCAA Regionals in 2014 and 2021.

– He's done the same in each of his first three years in Albuquerque, improving from 21-33 (10-20 MW) in 2022 to 26-25 (13-17 MW) in 2023 to 28-26 (17-13 MW) in 2024.

– Brown coached the Bison to 40-win seasons in 2012 and 2021.

– In Brown's second season at UNM, the Lobos improved to 26-25 from 21-33 the year prior, with the highest team batting average since 2013 (.328) and lowest team ERA since 2016 (5.95). They finished 28-26 on the season (28-24 in regular-season games) the following season in 2024.

– In 16 seasons as a D-I Head Coach, Brown has finished the season above .400 13 times and above .500 seven times – the only three seasons in which he's finished below .400 were his first two years in Fargo (2008, 2009) and his first season in Albuquerque (2022).

2024 REVIEW / 2025 PREVIEW

The Lobos improved their overall record for the second year in a row in 2024 en route to their first Mountain West Tournament berth since 2017, going 28-26 and 17-13 in Mountain West play. UNM wrapped up the season ranked among the nation's most productive offensive teams, posting the seventh-highest team batting average (.319) in the nation while ranking among the Top 50 in team slugging (No. 31, .515), on-base percentage (No. 13, .421), doubles per game (No. 17, 2.24), triples per game (T-No.40, 0.30) and runs per game (No. 25, 8.4).

Heading into Head Coach Tod Brown's fourth year at the helm, the Lobos return four of their top six batters by average – including 2024 MW batting and on-base leader Khalil Walker and fellow All-MW outfielder Will Asby – as well as three starting pitchers that saw significant weekend action last season in Dayne Pengelly (11 GS, 50 IP), David Lopez (11 GS, 65.1 IP) and Daxton Purser (7 GS, 35 IP).

This season, with Washington State joining as an affiliate member for baseball, the Mountain West is an eight-team league for the first time since in conference's history. With the addition of the Cougars, the conference tournament will expand to six teams for the first time since 2016, when UNM last won the tournament to secure an automatic bid to the NCAA Tournament. This year's MW Baseball Championship will also be the first hosted at a neutral-site, set for May 21-25 in Mesa, Ariz.

2024 FINAL MOUNTAIN WEST STANDINGS

School	MW	CPCT.	Overall	PCT.	Streak
1. Air Force	18-12	.600	27-28	.491	L2
2. New Mexico	17-13	.567	28-26	.519	L2
3. Fresno State	16-14	.533	32-27	.542	W3
4. Nevada	16-14	.533	25-26	.490	W1
5. San José St.	16-14	.533	24-32	.429	L1
6. UNLV	12-18	.400	26-26	.500	L2
7. San Diego St.	10-20	.333	17-37	.315	L1

NOTES, CONTINUED

- The Lobos currently have the most home wins (18) in the Mountain West and the highest home win percentage (.750).
- Jordy Oriach hits for even more power at 5,300 feet above sea level – he's slugging .897 at home (.777 overall) with 13 doubles, two triples and eight homers in Albuquerque. He leads four Lobos that are batting above .400 at home this season ahead of Khalil Walker (.473), Ethan Ott (.419), Josh McAlister (.415) and Karsen Waslefsky (.400).
- RHP Josh Barnhouse has a 2.35 ERA at home across 12 appearances (23 IP), compiling a 3-0 record in those games.
- In games played in cities at 3,900 feet or higher above sea level, the Lobos are 21-8 (.724), batting .377 as a team.

LOBOS SECURE RIVALRY SWEEP AT HOME

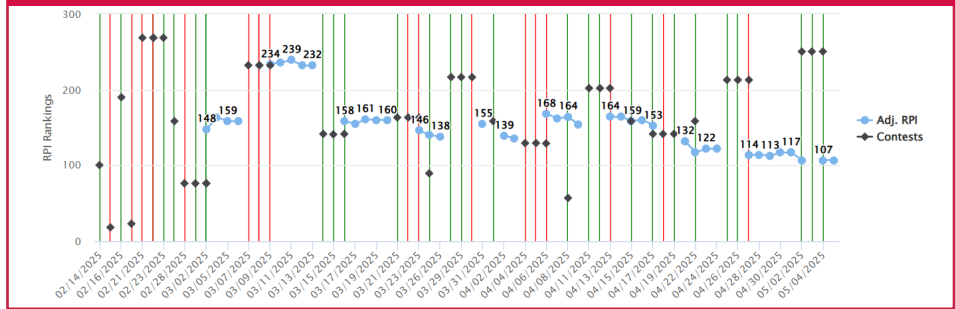
- New Mexico completed a four-game season sweep of in-state rival New Mexico State last Tuesday at Santa Ana Star Field, never trailing in a 7-6 win that sealed the program's first perfect season series over the Aggies since 2022. With the win, the Lobo have beaten the Aggies four times in the same season for only the third time since 1985.
- The Lobos outlit the Aggies 10-6 and committed no errors for the 15th time this season. With the win, UNM improves to 4-0 against NMSU on the year, outscoring them 31-26 across the four meetings.
- It was also the 200th win for UNM at Santa Ana Star Field since it opened to the public in 2013 – the Lobos have accumulated a 202-114-2 (.636) record at SAS Field in the dozen seasons since, with a 18-6 mark at home this season.
- The Lobos immediately put a run on the board with a leadoff homer from Tye Wood – his third of the year – and never looked back, building a 7-2 lead through five innings and holding off a late NMSU push down the stretch as RHP Ty Cunningham earned his 10th save of the season.
- Senior RHP Dayne Pengelly (7.0 IP, 4 H, 4 ER, 2 BB, 4 K) earned his second win of the year to improve to 2-2 on the season with one of his best outings as a Lobo.

LONG BALL LOBOS

Through 46 games this season, 15 different players have combined for 78 home runs, going without a homer in the first two games of the series last week before hitting five in the finale. UNM is averaging 1.70 homers per game so far this season, moving up among the nation's leaders in that category for the fifth week in a row from 17th in the nation last week to 16th heading into this week's games.

With his ninth-inning homer on Sunday, Jordy Oriach is second in the Mountain West in total homers with 13. Josh McAlister (12) and Ethan Ott (12) are just behind, while Will Asby (11), Andrew Neil (4), Caleb Herd (4), Karsen Waslefsky (4), Gene Trujillo (3) and Khalil Walker (4) all have multiple, with Cooper Brass hitting his first career homer last weekend at SDSU.

2025 SEASON BY RPI



ALL-TIME VS. AIR FORCE

Series Record: 154-60

Home: 90-22; Away: 55-34; Neutral 4-2
(ONLY GAMES SINCE 2000 SHOWN)

3/10/00	Colorado Springs, Colo.	W, 3-2	4/5/13	Colorado Springs, Colo.	W, 11-5
3/11/00	Colorado Springs, Colo.	W, 13-5	4/6/13	Colorado Springs, Colo.	W, 19-5
4/14/00	Albuquerque, N.M.	W, 11-9	4/7/13	Colorado Springs, Colo.	L, 4-11
4/15/00	Albuquerque, N.M.	W, 5-4	5/3/13	Albuquerque, N.M.	W, 11-10
4/15/00	Albuquerque, N.M.	W, 19-9	5/4/13	Albuquerque, N.M.	W, 17-1
4/16/00	Albuquerque, N.M.	W, 10-6	5/5/13	Albuquerque, N.M.	W, 14-7
5/17/00	Las Vegas, Nev. (MWC Trn.)	W, 17-3	3/28/14	Colorado Springs, Colo.	W, 13-5
3/31/01	Colorado Springs, Colo.	W, 12-3	3/29/14	Colorado Springs, Colo.	L, 0-5
3/31/01	Colorado Springs, Colo.	L, 2-4	3/30/14	Colorado Springs, Colo.	W, 5-3
4/1/01	Colorado Springs, Colo.	W, 14-2	5/15/14	Albuquerque, N.M.	W, 2-1 (10)
4/27/01	Albuquerque, N.M.	W, 8-2	5/16/14	Albuquerque, N.M.	L, 1-3
4/28/01	Albuquerque, N.M.	W, 17-3	5/17/14	Albuquerque, N.M.	W, 5-4
4/29/01	Albuquerque, N.M.	W, 6-0	2/20/15	Albuquerque, N.M.	W, 10-6
3/22/02	Albuquerque, N.M.	L, 4-8	2/21/15	Albuquerque, N.M.	L, 3-8
3/23/02	Albuquerque, N.M.	W, 19-9	2/22/15	Albuquerque, N.M.	W, 15-5
3/24/02	Albuquerque, N.M.	W, 9-8	4/10/15	Albuquerque, N.M.	W, 6-1
4/19/02	Colorado Springs, Colo.	L, 5-7	4/11/15	Albuquerque, N.M.	W, 10-6
4/21/02	Colorado Springs, Colo.	L, 5-7	4/12/15	Albuquerque, N.M.	W, 5-0
4/21/02	Colorado Springs, Colo.	L, 9-11	5/20/15	Reno, Nev. (MW Trn.)	W, 13-1
2/28/03	Albuquerque, N.M.	W, 9-7	5/19/16	Colorado Springs, Colo.	W, 23-2
3/1/03	Albuquerque, N.M.	W, 6-4	5/20/16	Colorado Springs, Colo.	L, 0-1
3/2/03	Colorado Springs, Colo.	W, 25-2	5/21/16	Colorado Springs, Colo.	W, 11-2
5/3/03	Colorado Springs, Colo.	W, 5-4	5/27/16	Albuquerque, N.M. (MWC)	W, 6-4
5/4/03	Colorado Springs, Colo.	W, 19-6	3/3/17	USAF, Colo.	W, 19-5
4/16/04	Colorado Springs, Colo.	W, 10-5	3/4/17	USAF, Colo.	W, 24-16
4/17/04	Colorado Springs, Colo.	W, 31-11	3/5/17	USAF, Colo.	W, 16-7
4/18/04	Colorado Springs, Colo.	W, 18-6	5/5/17	Albuquerque, N.M.	L, 14-18
5/14/04	Albuquerque, N.M.	W, 8-5	5/6/17	Albuquerque, N.M.	W, 17-10
5/15/04	Albuquerque, N.M.	W, 20-4	5/7/17	Albuquerque, N.M.	W, 11-6
5/16/04	Albuquerque, N.M.	W, 16-6	3/23/18	Albuquerque, N.M.	L, 4-10
5/27/04	Las Vegas, Nev. (MWC Trn.)	W, 23-2	3/24/18	Albuquerque, N.M.	W, 12-11
4/15/05	Albuquerque, N.M.	W, 7-4	3/25/18	Albuquerque, N.M.	W, 7-4
4/17/05	Albuquerque, N.M.	W, 18-7	5/11/18	Colorado Springs, Colo.	W, 7-6
4/17/05	Albuquerque, N.M.	W, 12-6	5/12/18	Colorado Springs, Colo.	W, 13-12
5/19/05	Colorado Springs, Colo.	W, 15-9	5/13/18	Colorado Springs, Colo.	L, 8-21
5/20/05	Colorado Springs, Colo.	W, 20-14	5/3/19	Albuquerque, N.M.	L, 4-5
5/21/05	Colorado Springs, Colo.	L, 4-5	2/27/21	Albuquerque, N.M.	W, 11-7
5/25/05	Salt Lake City, Utah (MWC)	W, 11-9	2/27/21	Albuquerque, N.M.	W, 5-2
3/30/06	San Diego, Calif. (MWC.)	L, 4-6	2/28/21	Albuquerque, N.M.	W, 11-4
4/13/06	Albuquerque, N.M.	W, 23-11	5/8/21	Colorado Springs, Colo.	L, 4-6
4/13/06	Albuquerque, N.M.	W, 24-3	5/8/21	Colorado Springs, Colo.	L, 12-15
4/14/06	Albuquerque, N.M.	W, 26-11	5/9/21	Colorado Springs, Colo.	L, 3-10
4/15/07	Colorado Springs, Colo.	W, 10-6	3/25/22	Colorado Springs, Colo.	L, 2-17
4/15/07	Colorado Springs, Colo.	W, 17-13	3/26/22	Colorado Springs, Colo.	W, 12-7
4/16/07	Colorado Springs, Colo.	W, 17-8	3/27/22	Albuquerque, N.M.	L, 6-25
4/11/08	Farmington, N.M. (Home)	W, 7-1	5/19/22	Albuquerque, N.M.	W, 13-12
4/12/08	Farmington, N.M. (Home)	W, 26-9	5/20/22	Albuquerque, N.M.	L, 0-10
4/13/08	Farmington, N.M. (Home)	W, 13-3	5/21/22	Albuquerque, N.M.	L, 7-9 (10)
3/14/09	Albuquerque, N.M.	W, 6-3	3/10/23	Albuquerque, N.M.	W, 15-0
3/15/09	Albuquerque, N.M.	W, 12-5	3/11/23	Albuquerque, N.M.	W, 11-4
3/16/09	Albuquerque, N.M.	W, 17-2	3/12/23	Colorado Springs, Colo.	L, 6-9
5/14/09	Colorado Springs, Colo.	W, 25-7	4/21/23	Colorado Springs, Colo.	W, 12-1
5/15/09	Colorado Springs, Colo.	W, 6-2	4/23/23	Colorado Springs, Colo.	L, 8-13
5/16/09	Colorado Springs, Colo.	W, 19-6	4/23/23	Colorado Springs, Colo.	L, 6-9
4/25/10	Colorado Springs, Colo.	W, 14-2	4/23/23	Colorado Springs, Colo.	W, 12-1
4/25/10	Colorado Springs, Colo.	W, 6-0	4/19/24	Colorado Springs, Colo.	L, 3-12
5/6/11	Albuquerque, N.M.	W, 5-0	4/21/24	Colorado Springs, Colo.	W, 6-5
5/7/11	Albuquerque, N.M.	W, 10-0	4/21/24	Colorado Springs, Colo.	L, 7-18 (7)
5/8/11	Albuquerque, N.M.	W, 16-4	3/28/25	Albuquerque, N.M.	W, 7-4
4/5/12	Colorado Springs, Colo.	W, 19-0	3/29/25	Albuquerque, N.M.	W, 12-7
4/6/12	Colorado Springs, Colo.	W, 17-2	3/30/25	Albuquerque, N.M.	L, 1-7
4/7/12	Colorado Springs, Colo.	L, 0-1			
5/17/12	Albuquerque, N.M.	W, 22-4			
5/18/12	Albuquerque, N.M.	W, 9-1			
5/19/12	Albuquerque, N.M.	W, 11-5			

2025 NUMERICAL ROSTER

NO.	NAME	POS.	HT.	WT.	B/T	YR.	HOMETOWN (PREV. SCHOOL)
2	Cooper Brass	INF	5-10	170	R/R	R-FR	Chandler, AZ (Hamilton HS)
3	Karsen Waslefsky	INF	6-0	190	R/R	JR	Gilbert, AZ (Casteel HS/South Mountain CC)
4	Tye Wood	OF	5-11	185	S/L	SR	Gardner, KS (Gardner Edgerton HS/Iowa Western)
5	Shane Miller	INF	6-1	190	L/R	FR	Gilbert, AZ (Higley HS)
6	Brian McBroom	RHP	6-0	180	R/R	SR	Oakley, CA (Freedom HS/Howard College)
7	Tommy White	RHP	6-4	210	R/R	JR	Albuquerque, NM (Cibola HS/Illinois/Pima CC)
8	Diego Alvarez	RHP	5-10	185	R/R	JR	Sahuarita, AZ (Sahuarita HS/Pima CC)
9	Josh McAlister	INF	6-2	195	R/R	SR	Homewood, IL (Flossmoor HS/Ohio St.)
10	Jordy Oriach	OF	6-5	225	L/L	JR	Haverhill, MA (Haverhill HS/Frank Phillips College)
11	Matt Cornelius	LHP	6-0	185	L/L	SR	Zuni, NM (St. Pius X/Pima CC/Arizona State)
12	Will Asby	OF	5-11	200	L/R	SR	Sacramento, CA (Jesuit HS/Sac. City Coll./San Francisco)
13	Matt Romero	LHP	6-0	195	L/L	SR	Albuquerque, NM (Sandia HS/New Mexico St.)
14	Akili Carris	INF	6-2	185	R/R	JR	Albuquerque, NM (La Cueva HS)
15	Khalil Walker	OF	5-10	170	L/L	SR	Mansfield, TX (Timberview HS/E. Arizona)
16	Grant Origer	RHP	6-3	225	R/R	FR	Parker, TX (Plano East HS)
17	Cristian Mogen	RHP	6-0	200	R/R	R-FR	Peoria, AZ (Centennial HS)
18	Beck Sullivan	RHP	5-11	180	R/R	FR	Waxahachie, TX (Waxahachie HS)
19	Justin Still	LHP	6-3	215	L/L	SR	Chandler, AZ (Perry HS)
20	Luke Banister	C	5-10	200	R/R	SR	Round Rock, TX (Hutto HS/Temple Coll./Cleveland Coll.)
22	Ben Baker-Livingston	RHP	6-2	185	R/R	R-JR	Richardson, TX (Plano East HS)
23	Ty Cunningham	RHP	6-3	215	R/R	JR	Iowa Park, TX (Iowa Park HS/Vernon College)
24	Brodey Williams	C	6-0	210	L/R	JR	Houston, TX (Barbers Hill HS/McLennan CC)
25	Luke Wiseman	RHP	6-0	215	R/R	R-JR	Wylie, TX (Wylie HS/Odessa College)
26	Luke Mansy	INF/OF	5-10	180	L/R	R-JR	San Diego, CA (St. Augustine HS/Santa Clara/Grossmont)
27	David Lopez	RHP	6-2	220	R/R	SR	Mission, TX (Sharyland Pioneer HS/Wharton County JC)
28	Charles Lavigne	RHP	6-5	210	L/R	FR	Blainville, Quebec (Ecole Saint-Gabriel HS)
29	Caleb Herd	C	5-9	185	R/R	JR	Vail, AZ (Cienega HS/Pima CC)
31	Dayne Pengelly	RHP	6-3	215	L/R	SR	Rio Rancho, NM (Cleveland HS/Embry-Riddle/Pima CC)
32	Sydney Ward	OF	6-0	240	R/R	JR	Albuquerque, NM (McKinney HS/Amarillo College)
33	Daxton Purser	LHP	6-1	225	L/L	SR	Providence, UT (Ridgeline HS/Salt Lake CC)
34	Josh Barnhouse	RHP	6-6	240	R/R	SR	Prosper, TX (Prosper HS/Crowder College)
35	Presley Monteforte	LHP	6-0	190	R/L	JR	Centennial, CO (Arapahoe HS/Phoenix College)
36	Elias Fiddler	UTL	6-0	200	R/R	JR	Durango, CO (Durango HS/Utah)
38	Blake Lehmbeck	RHP	6-1	225	R/R	SO	Tucson, AZ (Canyon Del Oro HS)
39	Ryan Castillo	RHP	6-2	195	R/R	SO	Los Lunas, NM (Los Lunas HS)
42	Blake Bell	RHP	6-4	215	R/R	FR	Phoenix, AZ (Mountain Pointe HS)
43	Gene Trujillo	1B	6-6	245	L/R	SO	Albuquerque, NM (St. Pius X)
47	Ethan Ott	1B/OF	6-2	215	R/R	SR	Chesapeake, VA (Greenbriar Christian/UNC Pembroke)
48	Andrew Neil	RHP/IF	5-11	185	L/R	SR	Oakley, CA (Freedom HS/Folsom Lake CC)
49	Jack Messmore	RHP	6-1	215	L/R	JR	Niceville, FL (Niceville HS/Delaware State)

COACHING STAFF

- 21 Tod Brown ¹ - Head Coach, 4th season
- 45 Michael Lopez ² - Assistant Coach, 4th season
- 37 Matt Risdon ³ - Assistant Coach, 3rd season
- 46 Justin Mitchell ⁴ - Assistant Coach, 2nd season
- Tyler McPeak - Dir. of Ops & Player Development, 1st season

¹ Coaches Third Base

² Pitching Coach

³ Coaches First Base

⁴ Hitting Coach

PRONUNCIATIONS

- #3 Karsen **Waslefsky** - Wah-sleff-skee
- #10 Jordy **Oriach** - Or-ee-otch
- #12 Will **Asby** - Az-bee
- #14 **Akili Carris** - Achille care-iss
- #15 **Khalil Walker** - Kuh-lil, not leel
- #27 **David Lopez** - Dahveed
- #31 Dayne **Pengelly** - Pen-ghell-ee (hard g)
- #38 Blake **Lehmbeck** - Lem-beck
- #43 Gene **Trujillo** - True-hee-yo

2025 ALPHABETICAL ROSTER

NO.	NAME	POS.	HT.	WT.	B/T	YR.	DOB	HOMETOWN (HIGH SCHOOL)
8	Diego Alvarez	RHP	5-10	185	R/R	JR	6/5/04	Sahuarita, AZ (Sahuarita HS)
12	Will Asby	OF	5-11	200	L/R	SR	1/15/01	Sacramento, CA (Jesuit HS)
22	Ben Baker-Livingston	RHP	6-2	185	R/R	R-JR	1/8/03	Richardson, TX (Plano East HS)
20	Luke Banister	C	5-10	200	R/R	SR	6/21/01	Round Rock, TX (Hutto HS)
34	Josh Barnhouse	RHP	6-6	240	R/R	SR	5/30/03	Prosper, TX (Prosper HS)
42	Blake Bell	RHP	6-4	215	R/R	FR	4/1/05	Phoenix, AZ (Mountain Pointe HS)
2	Cooper Brass	INF	5-10	170	R/R	R-FR	2/14/05	Chandler, AZ (Hamilton HS)
39	Ryan Castillo	RHP	6-2	180	R/R	SO	9/25/04	Los Lunas, NM (Los Lunas HS)
14	Akili Carris	INF	6-2	185	R/R	JR	6/24/04	Albuquerque, NM (La Cueva HS)
11	Matt Cornelius	LHP	6-0	185	L/L	SR	8/21/02	Zuni, NM (St. Pius X HS)
23	Ty Cunningham	RHP	6-3	215	R/R	JR	8/15/03	Iowa Park, TX (Iowa Park HS)
36	Elias Fiddler	UTL	6-0	175	R/R	JR	9/26/02	Durango, CO (Durango HS)
29	Caleb Herd	C	5-9	185	R/R	JR	10/10/03	Vail, AZ (Cienega HS)
28	Charles Lavigne	RHP	6-5	200	L/R	FR	5/19/05	Blainville, Quebec (Ecole St.-Gabriel HS)
38	Blake Lehmbeck	RHP	6-1	195	R/R	SO	3/13/04	Tucson, AZ (Canyon Del Oro HS)
27	David Lopez	RHP	6-1	220	R/R	SR	7/7/03	Mission, TX (Sharyland Pioneer HS)
26	Luke Mansy	INF/OF	5-10	180	L/R	R-JR	9/14/02	San Diego, CA (St. Augustine HS)
9	Josh McAlister	INF	6-2	185	R/R	SR	1/10/03	Homewood, IL (Flossmoor HS)
6	Brian McBroom	RHP	6-0	180	R/R	SR	11/1/02	Oakley, CA (Freedom HS)
49	Jack Messmore	RHP	6-1	215	L/R	JR	1/5/04	Niceville, FL (Niceville HS)
5	Shane Miller	INF	6-1	190	L/R	FR	10/16/05	Gilbert, AZ (Higley HS)
17	Cristian Mogen	RHP	6-0	180	R/R	R-FR	7/6/05	Peoria, AZ (Centennial HS)
35	Presley Monteforte	LHP	6-0	190	R/L	JR	8/2/04	Centennial, CO (Arapahoe HS)
48	Andrew Neil	P/INF	5-11	185	L/R	SR	10/27/01	Oakley, CA (Freedom HS)
47	Ethan Ott	1B/OF	6-2	215	R/R	SR	6/27/03	Chesapeake, VA (Greenbriar Christian)
16	Grant Origer	RHP	6-3	225	R/R	FR	11/11/05	Parker, TX (Plano East HS)
10	Jordy Oriach	OF	6-5	225	L/L	JR	3/5/03	Haverhill, MA (Haverhill HS)
31	Dayne Pengelly	RHP	6-2	195	L/R	SR	2/18/03	Rio Rancho, NM (Cleveland HS)
33	Daxton Purser	LHP	6-1	225	L/L	SR	3/16/02	Providence, UT (Ridgeline HS)
13	Matt Romero	LHP	6-0	195	L/L	SR	5/17/03	Albuquerque, NM (Sandia HS)
19	Justin Still	LHP	6-3	215	L/L	SR	8/24/02	Chandler, AZ (Perry HS)
18	Beck Sullivan	RHP	5-11	180	R/R	FR	3/31/05	Waxahachie, TX (Waxahachie HS)
43	Gene Trujillo	1B	6-5	230	L/R	SO	5/27/05	Albuquerque, NM (St. Pius X HS)
15	Khalil Walker	OF	5-10	170	L/L	SR	12/28/02	Mansfield, TX (Timberview HS)
32	Sydney Ward	OF	6-0	240	R/R	JR	11/21/03	Albuquerque, NM (McKinney HS)
3	Karsen Waslefsky	INF	6-0	175	R/R	JR	7/20/04	Gilbert, AZ (Casteel HS)
25	Luke Wiseman	RHP	6-0	215	R/R	R-JR	12/16/02	Wylie, TX (Wylie HS)
24	Brodey Williams	C	6-0	210	L/R	JR	9/12/04	Houston, TX (Barbers Hill HS)
7	Tommy White	RHP	6-4	210	R/R	JR	4/20/04	Albuquerque, NM (Cibola HS)
4	Tye Wood	OF	5-11	185	S/L	SR	6/19/03	Gardner, KS (Gardner Edgerton HS)

BY POSITION

FIRST BASE (2): Ott, Trujillo

INFIELD (5): Brass, Carris, Mansy, McAlister, Miller, Neil

OUTFIELD (5): Asby, Walker, Ward, Oriach, Wood

CATCHER (3): Banister, Herd, Williams

RHP (18): Alvarez, Baker-Livingston, Barnhouse, Bell, Castillo, Mogen, Lopez, Lehmbeck, Origer, Pengelly, Cunningham, Wiseman, White, Sullivan, Messmore, Lavigne, McBroom

LHP (7): Cornelius, Romero, Still, Monteforte, Purser, Barnhouse

UTL (1): Fiddler

BY CLASS

TRUE FRESHMEN (5): Miller, Origer, Sullivan, Lavigne, Bell

REDSHIRT FRESHMEN (5): Brass, Mogen

SOPHOMORES (3): Castillo, Trujillo, Lehmbeck

JUNIORS (15): Waslefsky, White, Alvarez, Oriach, Carris, Baker-Livingston, Cunningham, Williams, Wiseman, Mansy, Pengelly, Ward, Monteforte, Fiddler, Messmore

SENIORS (15): Wood, McBroom, McAlister, Cornelius, Asby, Romero, Walker, Banister, Lopez, Pengelly, Barnhouse, Ott, Neil

BREAKDOWN

POSITION PLAYERS

Returns	23
Newcomers	17
Starters Returning	5
Starters Lost	4
Lettermen Returning	8
Lettermen Lost	8

PITCHERS

Pitchers Returning	11
Pitchers Lost	5
Weekend Starters Returning	2/3
Returns w/ 1+ GS in '24	7
Returns w/ 5+ App. in '24	7
Returns w/ 1+ App. in '24	10

2025 NEW MEXICO OVERALL STATS

Record: 28-18 Home: 18-6 Away: 8-11 Neutral: 2-1 MW: 15-9

Player	avg	gp-gs	ab	r	h	2b	3b	hr	rbi	tb	slg%	bb	hp	so	gdp	ob%	sf	sh	sb-att	po	a	e	fld%
10 ORIACH, Jordy	.403	45-45	181	57	73	20	2	13	54	136	.751	26	7	25	4	.488	3	0	1-2	17	0	0	1.000
15 WALKER, Khalil	.398	46-46	171	43	68	14	5	4	30	104	.608	15	5	21	2	.456	2	2	2-5	109	0	1	.991
47 OTT, Ethan	.380	41-40	158	43	60	19	1	12	47	117	.741	24	8	40	6	.477	3	0	0-1	303	19	0	1.000
9 MCALISTER, Josh	.348	40-38	141	37	49	7	1	12	35	94	.667	20	6	47	0	.449	0	1	11-12	58	110	9	.949
12 ASBY, Will	.337	44-44	187	51	63	19	1	11	46	117	.626	24	3	30	2	.417	2	2	1-1	84	0	0	1.000
14 CARRIS, Akili	.331	39-37	154	30	51	11	0	1	41	65	.422	8	1	30	3	.361	3	0	1-3	23	40	10	.863
3 WASLEFSKY, Karsen	.314	38-31	118	31	37	5	1	5	30	59	.500	12	2	22	0	.383	1	1	3-6	39	97	7	.951
4 WOOD, Tye	.313	41-33	128	44	40	11	1	4	29	65	.508	29	5	35	1	.454	1	2	5-6	49	1	2	.962

26 MANSY, Luke	.380	30-19	71	23	27	5	0	1	21	35	.493	18	5	6	0	.510	4	0	0-0	20	38	5	.921
48 NEIL, Andrew	.320	26-7	50	15	16	1	1	4	12	31	.620	4	4	15	1	.407	1	0	0-0	7	3	2	.833
24 WILLIAMS, Brodey	.311	26-24	90	18	28	10	0	2	15	44	.489	17	1	22	4	.418	2	1	1-2	184	23	0	1.000
2 BRASS, Cooper	.303	32-17	76	16	23	4	0	1	12	30	.395	12	1	11	2	.391	3	2	3-4	35	48	2	.976
29 HERD, Caleb	.264	20-18	53	15	14	0	0	4	16	26	.491	14	0	13	2	.406	2	1	0-0	124	9	2	.985
43 TRUJILLO, Gene	.214	23-9	42	9	9	0	0	3	9	18	.429	6	4	16	2	.365	0	0	1-1	55	2	1	.983
20 BANISTER, Luke	.172	12-5	29	5	5	1	0	1	8	9	.310	4	0	10	2	.265	1	0	0-0	41	3	0	1.000
5 MILLER, Shane	.000	3-1	4	1	0	0	0	0	3	0	.000	2	0	2	0	.286	1	0	0-0	4	3	0	1.000
Totals	.341	46	1653	438	563	127	13	78	408	950	.575	235	52	345	31	.432	29	12	29-43	1175	447	48	.971
Opponents	.319	46	1638	393	522	134	30	42	365	842	.514	215	63	354	29	.411	29	12	42-60	1153	386	51	.968

LOB - Team (390), Opp (389). DPs turned - Team (35), Opp (36). IBB - Team (4), ORIACH, J. 2, MCALISTER, J 1, MANSY, L. 1.
Picked off - WOOD, T. 1.

(All games Sorted by Earned run avg)

Player	era	w-l	app	gs	cg	sho	sv	ip	h	r	er	bb	so	2b	3b	hr	b/avg	wp	hp	bk	sfa	sha
34 BARNHOUSE, Josh	5.06	4-1	24	0	0	0/1	1	37.1	41	22	21	14	27	11	5	4	.287	2	1	0	3	3
33 PURSER, Daxton	6.79	3-3	14	8	0	0/1	1	57.0	67	49	43	24	68	18	2	7	.288	6	2	0	4	1
39 CASTILLO, Ryan	7.88	4-2	9	8	1	0/0	0	37.2	53	36	33	12	37	14	2	4	.329	7	3	0	1	0
31 PENGELLY, Dayne	8.77	2-2	11	11	0	0/1	0	40.0	58	45	39	30	34	16	2	1	.341	3	7	0	3	2

23 CUNNINGHAM, Ty	4.20	2-1	19	0	0	0/1	10	30.0	26	14	14	19	26	7	1	0	.228	2	3	0	1	1
7 WHITE, Tommy	5.16	2-0	15	0	0	0/0	0	29.2	37	18	17	14	26	8	2	3	.314	0	7	0	0	1
25 WISEMAN, Luke	5.70	4-0	19	0	0	0/0	0	23.2	34	21	15	10	23	9	1	2	.318	0	2	1	1	1
35 MONTEFORTE, Presley	8.51	1-2	8	4	0	0/0	0	24.1	35	25	23	12	17	13	0	1	.330	1	8	1	0	1
17 MOGEN, Cristian	9.24	2-1	6	5	0	0/0	0	12.2	17	15	13	8	16	3	0	1	.333	0	2	0	2	1
27 LOPEZ, David	9.37	1-2	4	4	0	0/0	0	16.1	20	19	17	9	14	3	3	3	.294	5	5	0	1	0
8 ALVAREZ, Diego	9.69	1-3	8	4	0	0/0	1	26.0	36	28	28	8	20	6	5	5	.321	0	4	0	2	0
11 CORNELIUS, Matt	11.48	1-0	8	0	0	0/0	0	13.1	19	21	17	14	13	7	0	3	.339	2	5	0	2	1
19 STILL, Justin	11.81	1-0	5	0	0	0/0	0	5.1	9	8	7	6	7	1	1	0	.375	1	2	0	0	0
49 MESSMORE, Jack	14.00	0-1	11	0	0	0/1	0	18.0	35	31	28	11	11	12	4	4	.412	2	1	1	5	0
13 ROMERO, Matt	14.54	0-0	11	1	0	0/0	0	8.2	17	14	14	8	5	2	0	1	.405	2	4	0	1	0
6 MCBROOM, Brian	17.47	0-0	7	0	0	0/0	0	5.2	10	11	11	5	5	2	2	1	.417	0	1	0	2	0
38 LEHMBECK, Blake	18.00	0-0	1	0	0	0/0	0	1.0	1	2	2	0	0	1	0	0	.333	0	1	0	1	0
42 BELL, Blake	20.25	0-0	3	0	0	0/0	0	2.2	3	6	6	5	3	0	0	2	.300	0	2	0	0	0
22 BAKER-LIVINGSTON,Be	27.00	0-0	2	1	0	0/0	0	1.1	2	4	4	5	1	0	0	0	.333	1	1	0	0	0
16 ORIGER, Grant	36.00	0-0	2	0	0	0/0	0	1.0	2	4	4	1	1	1	0	0	.400	0	2	0	0	0
Totals	8.18	28-18	46	46	1	1/1	13	391.2	522	393	356	215	354	134	30	42	.319	34	63	3	29	12
Opponents	9.04	18-28	46	46	0	2/2	5	384.1	563	438	386	235	345	127	13	78	.341	42	52	3	29	12

PB - Team (7), BANISTER, L. 4, WILLIAMS, B. 2, HERD, C. 1, Opp (6). Pickoffs - Team (3), ALVAREZ, D. 1, CORNELIUS, M 1, PURSER, D. 1, Opp (1). SBA/ATT - WILLIAMS, B. (26-35), HERD, C. (9-13), PENGELLY, D. (6-10), BANISTER, L. (7-10), ALVAREZ, D. (6-8), PURSER, D. (4-7), CASTILLO, R. (1-5), WISEMAN, L. (4-4), WHITE, T. (3-4), BARNHOUSE, J (3-4), LOPEZ, D. (2-3), MONTEFORTE (2-3), MESSMORE, J. (3-3), ROMERO, M. (2-2), STILL, J. (2-2), CUNNINGHAM (2-2), BELL, B. (1-1), CORNELIUS, M (0-1), BAKER-LIVING (1-1).

MOUNTAIN WEST-ONLY STATISTICS

Record: 15-9 Home: 9-3 Away: 6-6 MW: 15-9

Player	avg	gp-gs	ab	r	h	2b	3b	hr	rbi	tb	slg%	bb	hp	so	gdp	ob%	sf	sh	sb-att	po	a	e	fld%
47 OTT, Ethan	.430	24-24	93	27	40	13	0	10	29	83	.892	16	3	20	3	.527	0	0	0-1	170	10	0	1.000
15 WALKER, Khalil	.425	24-24	87	24	37	6	1	2	16	51	.586	9	4	12	2	.490	2	0	0-2	62	0	0	1.000
26 MANSY, Luke	.385	20-14	52	16	20	4	0	0	16	24	.462	11	2	4	0	.478	4	0	0-0	19	31	4	.926
9 MCALISTER, Josh	.380	21-20	79	20	30	3	1	6	20	53	.671	8	2	23	0	.449	0	0	5-6	32	53	1	.988
10 ORIACH, Jordy	.362	23-23	94	27	34	8	1	4	22	56	.596	16	3	14	3	.461	2	0	0-0	0	0	0	.000
3 WASLEFSKY, Karsen	.345	21-14	58	19	20	2	0	4	20	34	.586	6	0	10	0	.406	0	1	1-2	13	53	4	.943
12 ASBY, Will	.343	23-23	99	25	34	8	1	5	30	59	.596	13	2	16	0	.426	1	0	0-0	50	0	0	1.000
14 CARRIS, Akili	.333	20-20	81	20	27	7	0	0	16	34	.420	5	1	16	2	.367	3	0	0-0	11	24	8	.814
4 WOOD, Tye	.314	24-21	86	26	27	7	0	1	18	37	.430	15	2	27	1	.427	0	2	3-4	34	0	1	.971
24 WILLIAMS, Brodey	.300	17-16	60	11	18	7	0	2	11	31	.517	10	0	14	2	.389	2	1	1-1	123	17	0	1.000

29 HERD, Caleb	.391	10-8	23	8	9	0	0	3	12	18	.783	5	0	2	1	.483	1	1	0-0	48	2	1	.980
48 NEIL, Andrew	.313	16-4	32	10	10	1	1	3	11	22	.688	2	2	9	1	.378	1	0	0-0	6	1	1	.875
2 BRASS, Cooper	.231	17-4	26	4	6	1	0	1	2	10	.385	3	1	5	0	.333	0	0	0-0	16	17	2	.943
43 TRUJILLO, Gene	.231	13-0	13	3	3	0	0	2	6	9	.692	2	1	5	0	.375	0	0	0-0	9	0	0	1.000
20 BANISTER, Luke	.000	7-1	9	2	0	0	0	0	0	0	.000	4	0	5	0	.308	0	0	0-0	10	0	0	1.000
Totals	.353	24	892	242	315	67	5	43	229	521	.584	125	23	182	15	.438	16	5	10-16	615	231	26	.970
Opponents	.327	24	874	205	286	81	10	21	190	450	.515	113	26	183	15	.415	12	8	19-27	610	191	29	.965

LOB - Team (209), Opp (213). DPs turned - Team (19), Opp (18). IBB - Team (3), ORIACH, J. 2, MCALISTER, J 1. Picked off - WOOD, T. 1.

(MW games only Sorted by Earned run avg)

Player	era	w-l	app	gs	cg	sho	sv	ip	h	r	er	bb	so	2b	3b	hr	b/avg	wp	hp	bk	sfa	sha
7 WHITE, Tommy	3.38	0-0	8	0	0	0/0	0	18.2	21	7	7	8	12	5	1	0	.296	0	5	0	0	1
33 PURSER, Daxton	5.68	3-1	8	8	0	0/0	0	44.1	52	34	28	19	46	14	1	4	.289	4	1	0	3	1
34 BARNHOUSE, Josh	6.27	3-1	13	0	0	0/0	1	18.2	24	14	13	10	16	8	2	3	.324	1	0	0	1	3
35 MONTEFORTE, Presley	7.36	1-2	6	4	0	0/0	0	22.0	27	19	18	12	15	11	0	1	.300	1	6	1	0	1
39 CASTILLO, Ryan	10.53	2-1	5	4	1	0/0	0	19.2	31	23	23	4	20	10	1	3	.352	5	2	0	1	0

19 STILL, Justin	0.00	0-0	1	0	0	0/0	0	2.0	0	0	0	0	2	0	0	0	.000	1	2	0	0	0
23 CUNNINGHAM, Ty	4.11	2-0	9	0	0	0/0	3	15.1	12	7	7	8	12	3	1	0	.207	2	3	0	0	0
25 WISEMAN, Luke	7.43	3-0	9	0	0	0/0	0	13.1	24	17	11	6	13	7	0	1	.358	0	0	0	0	1
42 BELL, Blake	9.00	0-0	1	0	0	0/0	0	2.0	0	2	2	2	3	0	0	0	.000	0	2	0	0	0
49 MESSMORE, Jack	10.38	0-0	5	0	0	0/0	0	8.2	18	11	10	4	4	5	1	3	.429	1	0	0	2	0
8 ALVAREZ, Diego	10.50	0-1	4	0	0	0/0	1	6.0	7	7	7	5	5	1	0	2	.269	0	0	0	0	0
31 PENGELLY, Dayne	11.49	0-2	5	5	0	0/0	0	15.2	35	25	20	16	16	10	1	1	.449	2	1	0	2	1
17 MOGEN, Cristian	12.00	1-1	4	3	0	0/0	0	9.0	16	14	12	5	11	3	0	1	.400	0	1	0	2	0
11 CORNELIUS, Matt	14.54	0-0	3	0	0	0/0	0	4.1	7	11	7	7	3	4	0	1	.318	0	1	0	0	0
13 ROMERO, Matt	20.25	0-0	6	0	0	0/0	0	4.0	9	9	9	4	3	0	0	1	.429	1	2	0	0	0
6 MCBROOM, Brian	33.75	0-0	3	0	0	0/0	0	1.1	3	5	5	3	2	0	2	0	.500	0	0	0	1	0
Totals	7.86	15-9	24	24	1	0/0	5	205.0	286	205	179	113	183	81	10	21	.327	18	26	1	12	8
Opponents	9.69	9-15	24	24	0	0/0	4	203.1	315	242	219	125	182	67	5	43	.353	20	23	1	16	5

PB - Team (4), WILLIAMS, B. 2, BANISTER, L. 1, HERD, C. 1, Opp (3). Pickoffs - Team (1), PURSER, D. 1, Opp (1). SBA/ATT - WILLIAMS, B. (16-22), PENGELLY, D. (4-6), PURSER, D. (3-6), WHITE, T. (3-3), MONTEFORTE (2-3), HERD, C. (2-3), CASTILLO, R. (1-2), BARNHOUSE, J (1-2), CUNNINGHAM (1-1), WISEMAN, L. (1-1), MESSMORE, J. (1-1), BANISTER, L. (1-1), ALVAREZ, D. (1-1), ROMERO, M. (1-1).

LAST TIME AROUND VS. AIR FORCE (3/28-30)

Record: 2-1 Home: 2-1 Away: 0-0 MW: 2-1

Date	Opponent	Score	Player	avg	gp-gs	ab	r	h	2b	3b	hr	rbi	bb	hbp	so	sb-att
*3/28	AIR FORCE	w 7-4	15 WALKER, Khalil	.500	3-3	10	3	5	2	0	0	1	1	0	0	0-0
*3/29	AIR FORCE	w 12-7	24 WILLIAMS, Brodey	.375	2-2	8	1	3	1	0	0	0	0	0	2	0-0
*3/30	AIR FORCE	L 1-7	12 ASBY, Will	.375	2-2	8	3	3	0	0	1	4	1	0	2	0-0
			4 WOOD, Tye	.333	3-3	12	3	4	0	0	0	2	1	1	4	0-0
			9 MCALISTER, Josh	.300	3-3	10	2	3	1	0	1	3	2	0	2	1-1
			47 OTT, Ethan	.273	3-3	11	2	3	1	0	1	3	2	1	2	0-0
			10 ORIACH, Jordy	.222	3-3	9	2	2	0	0	0	1	5	0	1	0-0
			14 CARRIS, Akili	.200	3-3	10	1	2	0	0	0	3	1	0	3	0-0

			3 WASLEFSKY, Karsen	.200	2-2	5	2	1	0	0	1	2	1	0	1	0-0
			2 BRASS, Cooper	.200	2-1	5	0	1	0	0	0	0	0	0	2	0-0
			48 NEIL, Andrew	.000	2-1	5	0	0	0	0	0	0	1	0	0	0-0
			29 HERD, Caleb	.000	1-1	3	1	0	0	0	0	0	1	0	0	0-0
			43 TRUJILLO, Gene	.000	1-0	1	0	0	0	0	0	0	0	0	0	0-0
			26 MANSY, Luke	.000	1-0	0	0	0	0	0	0	0	1	0	0	0-0
Totals				.278	3	97	20	27	5	0	4	19	17	2	19	1-1
Opponents				.265	3	102	18	27	9	1	2	17	16	4	30	7-11

LOB - Team (22), Opp (25). DPs turned - Team (2), Opp (4). IBB - Team (1), MCALISTER, J 1.

Player	era	w-l	app	gs	cg	sh	sv	ip	h	r	er	bb	so
35 MONTEFORTE, Presle	0.00	0-0	1	0	0	0	0	3.1	2	0	0	0	3
33 PURSER, Daxton	4.76	0-0	1	1	0	0	0	5.2	5	3	3	1	10
39 CASTILLO, Ryan	10.80	1-0	1	1	0	0	0	5.0	6	6	6	3	6
31 PENGELLY, Dayne	12.00	0-1	1	1	0	0	0	3.0	6	5	4	4	3

49 MESSMORE, Jack	0.00	0-0	1	0	0	0	0	2.0	2	0	0	1	2
7 WHITE, Tommy	0.00	0-0	1	0	0	0	0	2.0	0	0	0	2	1
23 CUNNINGHAM, Ty	0.00	0-0	1	0	0	0	1	1.2	0	0	0	0	2
34 BARNHOUSE, Josh	5.40	1-0	1	0	0	0	0	1.2	3	1	1	1	0
25 WISEMAN, Luke	5.40	0-0	2	0	0	0	0	1.2	1	1	1	2	2
13 ROMERO, Matt	18.00	0-0	2	0	0	0	0	1.0	2	2	2	2	1
Totals	5.67	2-1	3	3	0	0	1	27.0	27	18	17	16	30
Opponents	7.20	1-2	3	3	0	0	0	25.0	27	20	20	17	19

SBA/ATT - WILLIAMS, B. (6-10), PENGELLY, D. (3-5), MONTEFORTE (1-2), CASTILLO, R. (1-1), ROMERO, M. (1-1), HERD, C. (1-1), MESSMORE, J. (1-1), PURSER, D. (0-1).

Score by innings	1	2	3	4	5	6	7	8	9	Total
New Mexico	10	0	5	0	1	0	3	1	0	20
Opponents	2	4	3	2	0	4	1	2	0	18

Win-loss breakouts: Day 1-1; Night 1-0; vs Left 0-0; vs Right 2-1;
 1-run games 0-0; 2-run games 0-0; 5+run games 1-1; Extra inns 0-0; Shutouts 0-0.
 Current streak: Lost 1; Longest winning streak: 2; Longest losing streak: 1.
 Attendance: Home 1111 (avg 370); Away 0 (avg 0); Total 1111 (avg 370).

LAST WEEK (@ SAN DIEGO STATE, 5/2-4)

Player	avg	gp-gs	ab	r	h	2b	3b	hr	rbi	tb	slg%	bb	hp	so	gdp	ob%	sf	sh	sb-att	po	a	e	fld%
12 ASBY, Will	.615	3-3	13	4	8	3	1	1	9	16	1.231	4	0	2	0	.706	0	0	0-0	6	0	0	1.000
4 WOOD, Tye	.462	3-3	13	9	6	1	0	1	4	10	.769	5	0	4	0	.611	0	0	1-1	8	0	0	1.000
3 WASLEFSKY, Karsen	.455	3-3	11	4	5	1	0	1	3	9	.818	2	0	1	0	.538	0	0	0-0	5	8	0	1.000
15 WALKER, Khalil	.385	3-3	13	5	5	0	0	0	1	5	.385	1	1	3	0	.467	0	0	0-0	10	0	0	1.000
10 ORIACH, Jordy	.333	3-3	15	2	5	2	0	0	4	7	.467	1	0	2	0	.353	1	0	0-0	0	0	0	.000
47 OTT, Ethan	.313	3-3	16	1	5	2	0	1	7	10	.625	1	0	4	2	.353	0	0	0-0	23	0	0	1.000
9 MCALISTER, Josh	.308	3-2	13	2	4	0	0	0	1	4	.308	1	0	4	0	.357	0	0	3-3	3	8	0	1.000
26 MANSY, Luke	.125	2-2	8	0	1	0	0	0	2	1	.125	2	0	1	0	.273	1	0	0-0	0	7	0	1.000
24 WILLIAMS, Brodey	.000	2-2	9	0	0	0	0	0	0	0	.000	1	0	2	0	.100	0	0	0-0	15	1	0	1.000

29 HERD, Caleb	.333	1-1	3	2	1	0	0	0	1	1	.333	1	0	1	0	.500	0	1	0-0	6	0	0	1.000
2 BRASS, Cooper	.200	3-1	5	2	1	0	0	1	1	4	.800	0	1	0	0	.333	0	0	0-0	8	5	1	.929
14 CARRIS, Akili	.000	1-1	2	1	0	0	0	0	0	0	.000	0	0	0	0	.000	0	0	0-0	0	0	2	.000
48 NEIL, Andrew	.000	1-0	0	1	0	0	0	0	0	0	.000	1	0	0	0	1.000	0	0	0-0	0	0	0	.000
Totals	.339	3	121	33	41	9	1	5	33	67	.554	20	2	24	2	.434	2	1	4-4	84	31	4	.966
Opponents	.304	3	115	22	35	10	2	1	18	52	.452	12	3	22	2	.379	2	1	4-4	84	15	4	.961

Player	vs left			vs right			w/runners			w/bases empty			w/bases loaded			as leadoff			fly	gnd	fly/
	h	ab	avg	h	ab	avg	h	ab	avg	h	ab	avg	h	ab	avg	rch	ops	pct	out	gnd	gnd
12 ASBY, Will	5	5	1.000	3	8	.375	4	8	.500	4	5	.800	1	1	1.000	1	1	1.000	3	0	99.9
2 BRASS, Cooper	1	3	.333	0	2	.000	0	4	.000	1	1	1.000	0	0	---	1	1	1.000	4	0	99.9
14 CARRIS, Akili	0	0	---	0	2	.000	0	0	---	0	2	.000	0	0	---	0	1	.000	1	0	99.9
29 HERD, Caleb	1	3	.333	0	0	---	1	1	1.000	0	2	.000	0	0	---	0	1	.000	1	0	99.9
26 MANSY, Luke	0	2	.000	1	6	.167	0	5	.000	1	3	.333	0	1	.000	1	3	.333	6	1	6.0
9 MCALISTER, Josh	1	4	.250	3	9	.333	1	7	.143	3	6	.500	0	0	---	1	2	.500	2	2	1.0
48 NEIL, Andrew	0	0	---	0	0	---	0	0	---	0	0	---	0	0	---	1	1	1.000	0	0	0.0
10 ORIACH, Jordy	0	5	.000	5	10	.500	4	13	.308	1	2	.500	1	2	.500	0	0	---	8	1	8.0
47 OTT, Ethan	0	4	.000	5	12	.417	5	13	.385	0	3	.000	0	0	---	0	2	.000	3	4	0.8
15 WALKER, Khalil	2	4	.500	3	9	.333	3	7	.429	2	6	.333	0	0	---	1	2	.500	4	1	4.0
3 WASLEFSKY, Karsen	2	4	.500	3	7	.429	2	4	.500	3	7	.429	0	0	---	3	3	1.000	5	0	99.9
24 WILLIAMS, Brodey	0	1	.000	0	8	.000	0	6	.000	0	3	.000	0	1	.000	0	3	.000	4	3	1.3
4 WOOD, Tye	2	6	.333	4	7	.571	4	6	.667	2	7	.286	0	0	---	4	8	.500	1	2	0.5
Totals	14	41	.341	27	80	.338	24	74	.324	17	47	.362	2	5	.400	13	28	.464	42	14	3.0
Opponents	9	40	.225	26	75	.347	20	61	.328	15	54	.278	1	3	.333	9	28	.321	32	26	1.2

33 PURSER, Daxton	1.50	0-0	1	1	0	0/0	0	6.0	7	4	1	3	4	2	0	0	.292	2	0	0	1	1
34 BARNHOUSE, Josh	3.00	0-0	2	0	0	0/0	1	3.0	3	1	1	0	3	0	1	1	.250	0	0	0	0	0
25 WISEMAN, Luke	3.00	1-0	1	0	0	0/0	0	3.0	3	2	1	1	2	1	0	0	.250	0	0	0	0	0
7 WHITE, Tommy	3.38	0-0	1	0	0	0/0	0	2.2	4	1	1	2	1	2	0	0	.400	0	0	0	0	0
17 MOGEN, Cristian	9.00	0-0	1	1	0	0/0	0	3.0	7	5	3	1	4	1	0	0	.467	0	0	0	1	0
39 CASTILLO, Ryan	12.27	0-0	1	1	0	0/0	0	3.2	7	5	5	0	3	2	0	0	.389	2	0	0	0	0

19 STILL, Justin	0.00	0-0	1	0	0	0/0	0	2.0	0	0	0	0	2	0	0	0	.000	1	2	0	0	0
13 ROMERO, Matt	0.00	0-0	1	0	0	0/0	0	1.0	0	0	0	0	0	0	0	0	.000	0	0	0	0	0
35 MONTEFORTE, Presley	5.40	1-0	1	0	0	0/0	0	1.2	2	1	1	1	2	2	0	0	.286	0	0	0	0	0
23 CUNNINGHAM, Ty	13.50	1-0	1	0	0	0/0	0	2.0	2	3	3	4	1	0	1	0	.250	1	1	0	0	0
Totals	5.14	3-0	3	3	0	0/0	1	28.0	35	22	16	12	22	10	2	1	.304	6	3	0	2	1
Opponents	8.68	0-3	3	3	0	0/0	0	28.0	41	33	27	20	24	9	1	5	.339	1	2	0	2	1

Player	vs left			vs right			w/runners			w/bases empty			vs leadoff			with 2 outs			fly			gnd			fly/
	h	ab	avg	h	ab	avg	h	ab	avg	h	ab	avg	rch	ops	pct	h	ab	avg	out	out	gnd	out	gnd	gnd	
34 BARNHOUSE, Josh	0	4	.000	3	8	.375	0	3	.000	3	9	.333	1	3	.333	1	4	.250	4	2	2.0	0	0	0	0
39 CASTILLO, Ryan	1	6	.167	6	12	.500	5	9	.556	2	9	.222	1	4	.250	3	6	.500	6	2	3.0	0	0	0	0
23 CUNNINGHAM, Ty	2	4	.500	0	4	.000	2	7	.286	0	1	.000	1	2	.500	1	3	.333	2	3	0.7	0	0	0	0
17 MOGEN, Cristian	2	5	.400	5	10	.500	5	9	.556	2	6	.333	1	3	.333	0	3	.000	3	2	1.5	0	0	0	0
35 MONTEFORTE, Presl	0	2	.000	2	5	.400	1	5	.200	1	2	.500	1	2	.500	1	3	.333	2	1	2.0	0	0	0	0
33 PURSER, Daxton	4	5	.800	3	19	.158	5	16	.313	2	8	.250	3	6	.500	3	9	.333	7	6	1.2	0	0	0	0
13 ROMERO, Matt	0	1	.000	0	2	.000	0	0	---	0	3	.000	0	1	.000	0	1	.000	1	2	0.5	0	0	0	0
19 STILL, Justin	0	1	.000	0	5	.000	0	2	.000	0	4	.000	0	2	.000	0	2	.000	1	3	0.3	0	0	0	0
7 WHITE, Tommy	3	5	.600	1	5	.200	1	5	.200	3	5	.600	1	2	.500	3	5	.600	3	2	1.5	1	0	0	0
25 WISEMAN, Luke	1	4	.250	2	8	.250	1	5	.200	2	7	.286	0	3	.000	0	3	.000	3	3	1.0	1	0	0	0
Totals	13	37	.351	22	78	.282	20	61	.328	15	54	.278	9	28	.321	12	39	.308	32	26	1.2	2	0	0	2
Opponents	23	65	.354	18	56	.321	24	74	.324	17	47	.362	13	28	.464	10	35	.286	42	14	3.0	2	0	0	2

Player	app	gs	ip/app	*h/g	*r/g	*er/g	*bb/g	*so/g	k/bb	*2b/g	*3b/g	*hr/g	*fo/g	*go/g	*bf/g	sba	att	pct
34 BARNHOUSE, Josh	2	0	1.50	9.00	3.00	3.00	0.00	9.00	99.0	0.00	3.00	3.00	12.00	6.00	36.00	1	1	1.000
39 CASTILLO, Ryan	1	1	3.67	17.18	12.27	12.27	0.00	7.36	99.0	4.91	0.00	0.00	14.73	4.91	44.18	0	0	---
23 CUNNINGHAM, Ty	1	0	2.00	9.00	13.50	13.50	18.00	4.50	0.3	0.00	4.50	0.00	9.00	13.50	58.50	1	1	1.000
17 MOGEN, Cristian	1	1	3.00	21.00	15.00	9.00	3.00	12.00	4.0	3.00	0.00	0.00	9.00	6.00	51.00	0	0	---
35 MONTEFORTE, Presl	1	0	1.67	10.80	5.40	5.40	5.40	10.80	2.0	10.80	0.00	0.00	10.80	5.40	43.20	1	1	1.000
33 PURSER, Daxton	1	1	6.00	10.50	6.00	1.50	4.50	6.00	1.3	3.00	0.00	0.00	10.50	9.00	43.50	1	1	1.000
13 ROMERO, Matt	1	0	1.00	0.00	0.00	0.00	0.00	0.00	0.0	0.00	0.00	0.00	9.00	18.00	27.00	0	0	---
19 STILL, Justin	1	0	2.00	0.00	0.00	0.00	0.00	9.00	99.0	0.00	0.00	0.00	4.50	13.50	36.00	0	0	---
7 WHITE, Tommy	1	0	2.67	13.50	3.38	3.38	6.75	3.38	0.5	6.75	0.00	0.00	10.12	6.75	40.50	0	0	---
25 WISEMAN, Luke	1	0	3.00	9.00	6.00	3.00	3.00	6.00	2.0	3.00	0.00	0.00	9.00	9.00	39.00	0	0	---
Totals	3	3	9.33	11.25	7.07	5.14	3.86	7.07	1.8	3.21	0.64	0.32	10.29	8.36	42.75	4	4	1.000
Opponents	3	3	9.33	13.18	10.61	8.68	6.43	7.71	1.2	2.89	0.32	1.61	13.50	4.50	46.93	4	4	1.000

LOBOS IN GAMES AT SANTA ANA STAR FIELD

Record: 18-6 Home: 18-6 Away: 0-0 MW: 9-3

Player	avg	gp-gs	ab	r	h	2b	3b	hr	rbi	tb	slg%	bb	hp	so	gdp	ob%	sf	sh	sb-att	po	a	e	fld%
10 ORiach, Jordy	.474	24-24	97	44	46	13	2	8	34	87	.897	18	4	9	4	.567	1	0	1-2	8	0	0	1.000
15 WALKER, Khalil	.473	24-24	93	30	44	10	4	3	18	71	.763	9	1	10	0	.514	2	2	2-4	54	0	1	.982
47 OTT, Ethan	.419	22-22	86	31	36	14	1	6	31	70	.814	18	5	18	3	.536	1	0	0-0	186	13	0	1.000
9 MCALISTER, Josh	.415	19-18	65	24	27	3	0	6	22	48	.738	13	5	16	0	.542	0	0	8-9	35	69	6	.945
3 WASLEFSKY, Karsen	.400	19-16	65	22	26	2	0	4	20	40	.615	7	0	9	0	.458	0	0	3-5	20	61	5	.942
14 CARRIS, Akili	.367	23-23	98	24	36	8	0	1	35	47	.480	7	1	13	3	.407	2	0	1-3	11	27	4	.905
4 WOOD, Tye	.365	22-18	74	27	27	7	0	2	16	40	.541	14	4	15	1	.489	0	0	3-4	24	1	1	.962
12 ASBY, Will	.361	22-22	97	30	35	9	0	6	27	62	.639	14	1	12	1	.439	2	0	0-0	38	0	0	1.000

26 MANSY, Luke	.500	13-8	26	13	13	2	0	0	11	15	.577	8	5	1	0	.634	2	0	0-0	10	14	1	.960
24 WILLIAMS, Brodey	.404	12-12	47	13	19	7	0	2	12	32	.681	7	1	9	3	.482	1	0	0-0	88	13	0	1.000
29 HERD, Caleb	.345	11-9	29	8	10	0	0	3	13	19	.655	8	0	7	2	.462	2	0	0-0	62	6	1	.986
48 NEIL, Andrew	.318	11-3	22	8	7	0	1	3	9	18	.818	1	2	3	1	.385	1	0	0-0	6	2	1	.889
20 BANISTER, Luke	.313	5-3	16	5	5	1	0	1	6	9	.563	3	0	4	2	.421	0	0	0-0	25	2	0	1.000
2 BRASS, Cooper	.237	15-9	38	11	9	1	0	0	8	10	.263	10	0	6	2	.373	3	1	2-2	14	26	0	1.000
43 TRUJILLO, Gene	.150	10-4	20	4	3	0	0	2	6	9	.450	2	2	5	2	.292	0	0	0-0	19	0	0	1.000
5 MILLER, Shane	.000	1-1	3	1	0	0	0	0	2	0	.000	2	0	1	0	.400	0	0	0-0	4	3	0	1.000
Totals	.392	24	876	295	343	77	8	47	270	577	.659	141	31	138	24	.484	17	3	20-29	618	262	22	.976
Opponents	.329	24	863	200	284	71	15	25	190	460	.533	95	29	179	20	.408	13	8	19-32	568	211	33	.959

LOB - Team (205), Opp (190). DPs turned - Team (24), Opp (25). IBB - Team (2), MANSY, L. 1, MCALISTER, J 1. Picked off - WOOD, T. 1.

(Home games Sorted by Earned run avg)

Player	era	w-l	app	gs	cg	sho	sv	ip	h	r	er	bb	so	2b	3b	hr	b/avg	wp	hp	bk	sfa	sha
34 BARNHOUSE, Josh	2.35	3-0	12	0	0	0/1	0	23.0	21	7	6	5	18	4	2	2	.250	0	1	0	0	3
39 CASTILLO, Ryan	7.04	3-0	5	4	1	0/0	0	23.0	30	19	18	8	23	5	2	3	.316	4	1	0	1	0
31 PENGELLY, Dayne	9.67	2-2	7	7	0	0/1	0	27.0	41	33	29	15	20	14	1	0	.360	2	5	0	3	1
33 PURSER, Daxton	9.67	2-2	7	4	0	0/1	0	27.0	44	30	29	11	35	13	2	4	.370	2	1	0	2	0

17 MOGEN, Cristian	0.00	2-0	2	2	0	0/0	0	7.2	3	0	0	1	9	0	0	0	.125	0	0	0	0	1
23 CUNNINGHAM, Ty	1.23	0-0	10	0	0	0/1	7	14.2	8	2	2	7	12	2	0	0	.160	1	1	0	1	1
7 WHITE, Tommy	6.92	2-0	6	0	0	0/0	0	13.0	18	10	10	6	9	3	2	3	.333	0	3	0	0	0
11 CORNELIUS, Matt	7.20	0-0	2	0	0	0/0	0	5.0	5	4	4	2	4	1	0	1	.278	2	2	0	1	0
42 BELL, Blake	9.00	0-0	1	0	0	0/0	0	2.0	0	2	2	2	3	0	0	0	.000	0	2	0	0	0
22 BAKER-LIVINGSTON,Be	9.00	0-0	1	0	0	0/0	0	1.0	1	1	1	1	0	0	0	0	.250	0	0	0	0	0
27 LOPEZ, David	10.38	1-0	2	2	0	0/0	0	8.2	12	11	10	5	7	1	1	3	.316	2	3	0	0	0
49 MESSMORE, Jack	10.45	0-1	5	0	0	0/1	0	10.1	16	13	12	6	7	7	1	2	.356	1	0	0	1	0
35 MONTEFORTE, Presley	10.80	0-1	4	2	0	0/0	0	11.2	17	15	14	4	8	5	0	0	.333	1	4	0	0	1
8 ALVAREZ, Diego	12.41	1-0	4	2	0	0/0	0	12.1	23	17	17	5	7	5	2	4	.397	0	3	0	2	0
25 WISEMAN, Luke	13.00	2-0	9	0	0	0/0	0	9.0	25	16	13	4	9	7	0	2	.455	0	0	0	0	1
13 ROMERO, Matt	14.21	0-0	6	1	0	0/0	0	6.1	13	10	10	6	5	2	0	1	.419	1	1	0	1	0
6 MCBROOM, Brian	16.20	0-0	4	0	0	0/0	0	3.1	4	6	6	5	2	1	1	0	.333	0	1	0	1	0
16 ORIGER, Grant	18.00	0-0	1	0	0	0/0	0	1.0	2	2	2	0	1	1	0	0	.400	0	1	0	0	0
19 STILL, Justin	99.00	0-0	1	0	0	0/0	0	0.0	1	2	2	2	0	0	1	0	1.000	0	0	0	0	0
Totals	8.17	18-6	24	24	1	1/1	7	206.0	284	200	187	95	179	71	15	25	.329	16	29	0	13	8
Opponents	12.22	6-18	24	24	0	0/0	2	189.1	343	295	257	141	138	77	8	47	.392	26	31	3	17	3

PB - Team (0), Opp (3). Pickoffs - Team (1), PURSER, D. 1, Opp (1). SBA/ATT - WILLIAMS, B. (13-19), HERD, C. (4-8), PENGELLY, D. (4-7), ALVAREZ, D. (5-6), BANISTER, L. (2-4), PURSER, D. (1-4), CASTILLO, R. (1-3), WHITE, T. (1-2), LOPEZ, D. (1-2), BARNHOUSE, J (1-2), MESSMORE, J. (2-2), MONTEFORTE (1-2), CUNNINGHAM (1-1), ROMERO, M. (1-1).

LOBOS ON THE ROAD

Record: 8-11 Home: 0-0 Away: 8-11 MW: 6-6

Player	avg	gp-gs	ab	r	h	2b	3b	hr	rbi	tb	slg%	bb	hp	so	gdp	ob%	sf	sh	sb-att	po	a	e	fld%
12 ASBY, Will	.346	19-19	81	20	28	10	1	5	19	55	.679	8	1	16	0	.411	0	0	1-1	40	0	0	1.000
10 ORIACH, Jordy	.343	18-18	70	13	24	6	0	5	20	45	.643	8	3	13	0	.422	2	0	0-0	6	0	0	1.000
47 OTT, Ethan	.338	17-16	65	10	22	5	0	6	14	45	.692	6	2	20	3	.411	0	0	0-1	107	6	0	1.000
15 WALKER, Khalil	.328	19-19	67	13	22	3	1	1	10	30	.448	6	3	11	2	.408	0	0	0-1	48	0	0	1.000
26 MANSY, Luke	.318	16-11	44	10	14	3	0	1	10	20	.455	10	0	4	0	.429	2	0	0-0	10	24	4	.895
14 CARRIS, Akili	.277	14-12	47	5	13	2	0	0	5	15	.319	1	0	13	0	.286	1	0	0-0	9	12	6	.778
9 MCALISTER, Josh	.275	18-17	69	9	19	3	1	4	10	36	.522	4	1	29	0	.324	0	0	3-3	21	34	3	.948
4 WOOD, Tye	.229	16-13	48	15	11	4	0	1	10	18	.375	13	0	17	0	.387	1	2	2-2	21	0	1	.955
3 WASLEFSKY, Karsen	.200	16-12	45	7	9	2	0	1	7	14	.311	3	1	11	0	.260	1	1	0-1	16	34	1	.980

48 NEIL, Andrew	.333	13-4	27	7	9	1	0	1	3	13	.481	3	2	11	0	.438	0	0	0-0	1	1	1	.667
43 TRUJILLO, Gene	.316	12-4	19	4	6	0	0	1	3	9	.474	4	1	8	0	.458	0	0	1-1	28	1	1	.967
2 BRASS, Cooper	.258	15-6	31	3	8	1	0	1	2	12	.387	1	1	5	0	.303	0	1	0-1	17	22	2	.951
24 WILLIAMS, Brodey	.216	12-10	37	2	8	3	0	0	3	11	.297	7	0	11	1	.333	1	1	1-2	77	9	0	1.000
29 HERD, Caleb	.200	8-8	20	7	4	0	0	1	3	7	.350	6	0	3	0	.385	0	1	0-0	50	2	0	1.000
20 BANISTER, Luke	.000	7-2	13	0	0	0	0	0	2	0	.000	1	0	6	0	.067	1	0	0-0	16	1	0	1.000
5 MILLER, Shane	.000	1-0	1	0	0	0	0	0	0	0	.000	0	0	1	0	.000	0	0	0-0	0	0	0	.000
Totals	.288	19	684	125	197	43	3	28	121	330	.482	81	15	179	6	.371	9	6	8-13	476	167	24	.964
Opponents	.308	19	666	166	205	54	13	13	149	324	.486	106	27	144	9	.416	13	3	20-23	507	154	17	.975

LOB - Team (163), Opp (173). DPs turned - Team (11), Opp (9). IBB - Team (2), ORIACH, J. 2.

(Away games Sorted by Earned run avg)

Player	era	w-l	app	gs	cg	sho	sv	ip	h	r	er	bb	so	2b	3b	hr	b/avg	wp	hp	bk	sfa	sha
25 WISEMAN, Luke	1.32	2-0	9	0	0	0/0	0	13.2	9	5	2	6	12	2	1	0	.184	0	1	1	1	0
33 PURSER, Daxton	3.81	1-1	6	4	0	0/0	0	26.0	20	16	11	12	28	5	0	1	.202	3	1	0	2	1
7 WHITE, Tommy	4.02	0-0	8	0	0	0/0	0	15.2	17	8	7	7	14	5	0	0	.288	0	4	0	0	1
23 CUNNINGHAM, Ty	6.91	2-1	8	0	0	0/0	2	14.1	16	11	11	11	13	4	1	0	.271	1	2	0	0	0
8 ALVAREZ, Diego	7.24	0-3	4	2	0	0/0	1	13.2	13	11	11	3	13	1	3	1	.241	0	1	0	0	0

19 STILL, Justin	0.00	1-0	3	0	0	0/0	0	5.1	5	1	0	2	7	0	0	0	.250	1	2	0	0	0
42 BELL, Blake	0.00	0-0	1	0	0	0/0	0	0.2	0	0	0	2	0	0	0	0	.000	0	0	0	0	0
35 MONTEFORTE, Presley	6.39	1-1	4	2	0	0/0	0	12.2	18	10	9	8	9	8	0	1	.327	0	4	1	0	0
27 LOPEZ, David	7.20	0-1	1	1	0	0/0	0	5.0	6	4	4	1	3	1	2	0	.286	0	1	0	0	0
31 PENGELLY, Dayne	7.71	0-0	3	3	0	0/0	0	9.1	14	10	8	13	10	2	1	1	.341	1	1	0	0	1
34 BARNHOUSE, Josh	10.32	0-1	10	0	0	0/0	1	11.1	16	13	13	9	8	6	2	2	.340	2	0	0	2	0
39 CASTILLO, Ryan	13.97	0-2	3	3	0	0/0	0	9.2	19	17	15	4	9	8	0	1	.396	3	2	0	0	0
11 CORNELIUS, Matt	15.00	1-0	5	0	0	0/0	0	6.0	10	14	10	10	5	4	0	2	.345	0	2	0	1	0
6 MCBROOM, Brian	19.29	0-0	3	0	0	0/0	0	2.1	6	5	5	0	3	1	1	1	.500	0	0	0	1	0
49 MESSMORE, Jack	21.32	0-0	5	0	0	0/0	0	6.1	17	17	15	4	2	4	2	2	.500	1	0	1	4	0
17 MOGEN, Cristian	23.40	0-1	4	3	0	0/0	0	5.0	14	15	13	7	7	3	0	1	.519	0	2	0	2	0
13 ROMERO, Matt	27.00	0-0	4	0	0	0/0	0	1.1	4	4	4	2	0	0	0	0	.500	1	2	0	0	0
22 BAKER-LIVINGSTON,Be	81.00	0-0	1	1	0	0/0	0	0.1	1	3	3	4	1	0	0	0	.500	1	1	0	0	0
16 ORIGER, Grant	99.00	0-0	1	0	0	0/0	0	0.0	0	2	2	1	0	0	0	0		0	1	0	0	0
Totals	8.11	8-11	19	19	0	0/0	4	158.2	205	166	143	106	144	54	13	13	.308	14	27	3	13	3
Opponents	5.96	11-8	19	19	0	2/2	3	169.0	197	125	112	81	179	43	3	28	.288	13	15	0	9	6

PB - Team (7), BANISTER, L. 4, WILLIAMS, B. 2, HERD, C. 1, Opp (3). Pickoffs - Team (1), ALVAREZ, D. 1. SBA/ATT - WILLIAMS, B. (11-13), BANISTER, L. (5-6), WISEMAN, L. (4-4), HERD, C. (4-4), PURSER, D. (3-3), PENGELLY, D. (1-2), STILL, J. (2-2), WHITE, T. (2-2), BARNHOUSE, J (2-2), ALVAREZ, D. (1-2), CASTILLO, R. (0-1), MONTEFORTE (1-1), CUNNINGHAM (1-1), BAKER-LIVING (1-1), ROMERO, M. (1-1), BELL, B. (1-1).

2024 NEW MEXICO OVERALL STATS

Record: 28-26 Home: 18-10 Away: 8-12 Neutral: 2-4 MW: 17-13

Player	avg	gp-gs	ab	r	h	2b	3b	hr	rbi	tb	slg%	bb	hp	so	gdp	ob%	sf	sh	sb-att	po	a	e	fld%
15 WALKER, Khalil	.391	50-43	161	44	63	11	0	3	19	83	.516	30	2	24	2	.490	1	6	2-5	104	2	3	.972
18 HOLLAND, Jake	.381	44-43	168	47	64	15	2	17	60	134	.798	20	5	30	6	.445	7	0	0-0	284	32	2	.994
30 SPENRATH, Reed	.340	54-53	209	54	71	18	4	14	51	139	.665	41	2	60	3	.452	0	0	5-5	451	23	5	.990
12 ASBY, Will	.333	54-52	213	59	71	17	2	12	59	128	.601	30	7	27	0	.422	6	1	1-2	97	0	5	.951
4 WOOD, Tye	.325	51-49	160	44	52	8	4	3	32	77	.481	39	15	40	5	.488	3	0	20-24	69	1	5	.933
14 CARRIS, Akili	.301	34-30	113	21	34	9	0	0	27	43	.381	6	0	22	2	.331	2	2	1-1	21	43	3	.955
8 KINKADE, Konner	.297	47-39	158	32	47	8	0	1	31	58	.367	15	9	25	4	.384	3	7	1-1	73	110	5	.973
24 SMITH, Kyle	.288	36-27	111	28	32	8	0	3	24	49	.441	16	9	21	4	.416	1	0	2-3	94	4	2	.980
3 DIXON, Devon	.226	50-38	137	32	31	7	1	3	25	49	.358	27	2	34	6	.359	1	1	1-1	58	125	9	.953
47 OTT, Ethan	.329	30-23	85	18	28	7	0	4	23	47	.553	12	4	26	1	.431	1	0	0-0	9	0	0	1.000
2 WEISSENBORN, Chase	.313	28-28	96	14	30	4	0	2	21	40	.417	9	2	27	0	.380	1	0	0-0	31	82	3	.974
43 TRUJILLO, Gene	.304	25-8	46	13	14	3	0	4	13	29	.630	7	1	16	0	.400	1	0	0-0	1	0	0	1.000
11 STEPHENS, Sean	.300	39-21	90	18	27	2	2	0	14	33	.367	13	5	17	2	.417	0	0	9-14	56	1	1	.983
9 MCALISTER, Josh	.287	31-25	101	20	29	3	1	6	19	52	.515	12	1	31	3	.365	1	2	3-3	7	39	10	.821
10 MUNGUIA, Austin	.250	6-0	4	0	1	0	0	0	0	1	.250	0	0	2	0	.250	0	0	0-0	8	0	1	.889
26 MANASY, Luke	.194	14-7	31	8	6	1	0	0	3	7	.226	12	0	5	0	.419	0	1	0-0	8	11	0	1.000
48 NEIL, Andrew	.000	4-0	0	2	0	0	0	0	0	0	.000	0	0	0	0	.000	0	0	0-0	1	0	0	1.000
Totals	.319	54	1883	454	600	121	16	72	421	969	.515	289	64	407	38	.421	28	20	45-59	1386	520	62	.968
Opponents	.319	54	1935	442	617	143	25	68	405	1014	.524	240	68	394	42	.407	27	12	60-70	1369	464	56	.970

LOB - Team (461), Opp (454). DPs turned - Team (51), Opp (48). IBB - Team (3), MCALISTER, J 2, SPENRATH, R. 1. Picked off - STEPHENS, S. 2, KINKADE, K. 2, WALKER, K. 2, WOOD, T. 1, WEISSENBORN 1.

(All games Sorted by Earned run avg)

Player	era	w-l	app	gs	cg	sho	sv	ip	h	r	er	bb	so	2b	3b	hr	b/avg	wp	hp	bk	sfa	sha
13 RUSSELL, Brett	5.87	4-4	16	8	0	0/0	0	61.1	61	47	40	17	45	15	2	10	.253	7	6	0	1	0
27 LOPEZ, David	7.71	4-2	14	11	0	0/0	0	65.1	92	63	56	28	45	23	1	8	.332	7	8	0	3	4
17 MOGEN, Cristian	0.00	1-0	1	0	0	0/0	0	2.0	2	0	0	0	0	1	0	0	.250	0	0	0	0	0
22 BAKER-LIVINGSTON, Be	3.00	0-0	2	2	0	0/0	0	6.0	6	2	2	1	8	1	0	0	.286	1	2	0	1	0
33 PURSER, Daxton	5.66	1-2	12	7	0	0/0	0	35.0	33	25	22	26	37	9	1	2	.246	3	8	2	0	1
40 BANNISTER, Wil	5.76	2-0	22	5	0	0/0	3	50.0	57	34	32	24	29	10	3	8	.282	6	5	0	3	1
19 STILL, Justin	6.08	1-0	14	0	0	0/0	1	13.1	15	11	9	15	11	2	1	1	.300	2	4	0	1	0
35 STEINKAMP, Arthur	7.40	4-1	24	0	0	0/1	0	45.0	61	41	37	15	26	19	5	2	.323	3	7	0	3	0
31 PENGELLY, Dayne	7.56	4-5	13	11	0	0/1	0	50.0	78	52	42	35	58	16	3	6	.351	11	8	3	1	3
23 JACKSON, Jaren	8.75	3-5	24	2	0	0/0	1	47.1	74	49	46	28	49	15	2	10	.351	6	7	0	4	1
34 BARNHOUSE, Josh	8.92	2-3	18	4	0	0/0	1	35.1	51	37	35	17	34	12	2	10	.349	2	2	0	5	2
6 MCBROOM, Brian	9.19	1-0	17	0	0	0/0	3	15.2	20	16	16	8	11	4	1	4	.303	0	4	1	2	0
39 CASTILLO, Ryan	11.95	1-3	10	2	0	0/0	0	20.1	37	29	27	6	22	10	2	3	.402	3	4	0	2	0
38 LEHMBECK, Blake	13.50	0-0	2	0	0	0/0	0	2.0	6	3	3	1	2	2	1	0	.500	2	0	0	0	0
48 NEIL, Andrew	18.00	0-0	5	1	0	0/0	0	4.0	3	11	8	13	5	0	1	0	.200	3	3	1	1	0
29 HARDY, Wyatt	20.00	0-1	8	1	0	0/0	1	9.0	21	20	20	4	12	4	0	4	.438	1	0	0	0	0
41 ROMERO, Blane	54.00	0-0	1	0	0	0/0	0	0.1	0	2	2	2	0	0	0	0	.000	0	0	0	0	0
Totals	7.71	28-26	54	54	0	1/1	10	462.0	617	442	396	240	394	143	25	68	.319	57	68	7	27	12
Opponents	8.03	26-28	54	54	2	2/1	9	456.1	600	454	407	289	407	121	16	72	.319	48	64	5	28	20

PB - Team (4), HOLLAND, J. 3, SMITH, K. 1, Opp (3). Pickoffs - Team (4), PURSER, D. 1, BARNHOUSE, J 1, RUSSELL, B. 1, BANNISTER, W 1, Opp (7). SBA/ATT - HOLLAND, J. (38-45), SMITH, K. (22-22), RUSSELL, B. (11-12), PENGELLY, D. (8-9), PURSER, D. (5-9), LOPEZ, D. (7-7), BARNHOUSE, J (6-7), JACKSON, J. (6-7), STEINKAMP, A (6-6), CASTILLO, R. (3-4), BANNISTER, W (3-4), NEIL, A. (2-2), HARDY, W. (1-1), MCBROOM, B. (1-1), STILL, J. (1-1).

SEASON/CAREER STATS

Player	SEASON													CAREER												
	Avg	G-GS	AB	R	H	2B	3B	HR	RBI	BB	Hbp	SO	Sb-Att	Avg	G-GS	AB	R	H	2B	3B	HR	RBI	BB	Hbp	SO	Sb-Att
10 ORIACH, Jordy	.403	45-45	181	57	73	20	2	13	54	26	7	25	1-2	.403	45-45	181	57	73	20	2	13	54	26	7	25	1-2
15 WALKER, Khalil	.398	46-46	171	43	68	14	5	4	30	15	5	21	2-5	.395	96-99	332	87	131	25	5	7	49	45	7	45	4-10
47 OTT, Ethan	.380	41-40	158	43	60	19	1	12	47	24	8	40	0-1	.362	71-63	243	61	88	26	1	16	70	36	12	66	0-1
9 MCALISTER, Josh	.348	40-38	141	37	49	7	1	12	35	20	6	47	11-12	.322	71-63	242	57	78	10	2	18	54	32	7	78	14-15
12 ASBY, Will	.337	44-44	187	51	63	19	1	11	46	24	3	30	1-1	.335	98-96	400	110	134	36	3	23	105	54	10	57	2-3
14 CARRIS, Akili	.331	39-37	154	30	51	11	0	1	41	8	1	30	1-3	.314	81-67	274	53	86	20	0	1	68	14	2	54	2-4
3 WASLEFSKY, Karsen	.314	38-31	118	31	37	5	1	5	30	12	2	22	3-6	.314	38-31	118	31	37	5	1	5	30	12	2	22	3-6
4 WOOD, Tye	.313	41-33	128	44	40	11	1	4	29	29	5	35	5-6	.319	92-82	288	88	92	19	5	7	61	68	20	75	25-30
26 MANSY, Luke	.380	30-19	71	23	27	5	0	1	21	18	5	6	0-0	.324	44-26	102	31	33	6	0	1	24	30	5	11	0-0
48 NEIL, Andrew	.320	26-7	50	15	16	1	1	4	12	4	4	15	0-0	.320	30-7	50	17	16	1	1	4	12	4	4	15	0-0
24 WILLIAMS, Brodey	.311	26-24	90	18	28	10	0	2	15	17	1	22	1-2	.311	26-24	90	18	28	10	0	2	15	17	1	22	1-2
2 BRASS, Cooper	.303	32-17	76	16	23	4	0	1	12	12	1	11	3-4	.303	32-17	76	16	23	4	0	1	12	12	1	11	3-4
29 HERD, Caleb	.264	20-18	53	15	14	0	0	4	16	14	0	13	0-0	.283	29-18	60	18	17	1	0	4	17	16	0	14	0-0
43 TRUJILLO, Gene	.214	23-9	42	9	9	0	0	3	9	6	4	16	1-1	.261	48-17	88	22	23	3	0	7	22	13	5	32	1-1
20 BANISTER, Luke	.172	12-5	29	5	5	1	0	1	8	4	0	10	0-0	.172	12-5	29	5	5	1	0	1	8	4	0	10	0-0
5 MILLER, Shane	.000	3-1	4	1	0	0	0	0	3	2	0	2	0-0	.000	3-1	4	1	0	0	0	0	3	2	0	2	0-0
Totals	.341	46-46	1653	438	563	127	13	78	408	235	52	345	29-43													
Opponents	.319	46-46	1638	393	522	134	30	42	365	215	63	354	42-60													

(All games Sorted by Earned run avg)

Player	SEASON													CAREER												
	ERA	W-L	App	GS	CG	Sho	Sv	IP	H	R	ER	BB	SO	ERA	W-L	App	GS	CG	Sho	Sv	IP	H	R	ER	BB	SO
34 BARNHOUSE, Josh	5.06	4-1	24	0	0	0	1	37.1	41	22	21	14	27	6.94	6-4	42	4	0	0	2	72.2	92	59	56	31	61
33 PURSER, Daxton	6.79	3-3	14	8	0	0	1	57.0	67	49	43	24	68	6.36	4-5	26	15	0	0	1	92.0	100	74	65	50	105
39 CASTILLO, Ryan	7.88	4-2	9	8	1	0	0	37.2	53	36	33	12	37	9.31	5-5	19	10	1	0	0	58.0	90	65	60	18	59
31 PENGELLY, Dayne	8.77	2-2	11	11	0	0	0	40.0	58	45	39	30	34	8.10	6-7	24	22	0	0	0	90.0	136	97	81	65	92
23 CUNNINGHAM, Ty	4.20	2-1	19	0	0	0	10	30.0	26	14	14	19	26	4.20	2-1	19	0	0	0	10	30.0	26	14	14	19	26
7 WHITE, Tommy	5.16	2-0	15	0	0	0	0	29.2	37	18	17	14	26	5.16	2-0	15	0	0	0	0	29.2	37	18	17	14	26
25 WISEMAN, Luke	5.70	4-0	19	0	0	0	0	23.2	34	21	15	10	23	5.70	4-0	19	0	0	0	0	23.2	34	21	15	10	23
35 MONTEFORTE, Presley	8.51	1-2	8	4	0	0	0	24.1	35	25	23	12	17	8.51	1-2	8	4	0	0	0	24.1	35	25	23	12	17
17 MOGEN, Cristian	9.24	2-1	6	5	0	0	0	12.2	17	15	13	8	16	7.98	3-1	7	5	0	0	0	14.2	19	15	13	8	16
27 LOPEZ, David	9.37	1-2	4	4	0	0	0	16.1	20	19	17	9	14	8.04	5-4	18	15	0	0	0	81.2	112	82	73	37	59
8 ALVAREZ, Diego	9.69	1-3	8	4	0	0	1	26.0	36	28	28	8	20	9.69	1-3	8	4	0	0	1	26.0	36	28	28	8	20
11 CORNELIUS, Matt	11.48	1-0	8	0	0	0	0	13.1	19	21	17	14	13	11.48	1-0	8	0	0	0	0	13.1	19	21	17	14	13
19 STILL, Justin	11.81	1-0	5	0	0	0	0	5.1	9	8	7	6	7	8.23	3-5	49	5	0	0	1	70.0	94	73	64	55	71
49 MESSMORE, Jack	14.00	0-1	11	0	0	0	0	18.0	35	31	28	11	11	14.00	0-1	11	0	0	0	0	18.0	35	31	28	11	11
13 ROMERO, Matt	14.54	0-0	11	1	0	0	0	8.2	17	14	14	8	5	14.54	0-0	11	1	0	0	0	8.2	17	14	14	8	5
6 MCBROOM, Brian	17.47	0-0	7	0	0	0	0	5.2	10	11	11	5	5	7.04	7-4	66	0	0	0	9	101.0	129	89	79	34	83
38 LEHMBECK, Blake	18.00	0-0	1	0	0	0	0	1.0	1	2	2	0	0	15.00	0-0	3	0	0	0	0	3.0	7	5	5	1	2
42 BELL, Blake	20.25	0-0	3	0	0	0	0	2.2	3	6	6	5	3	20.25	0-0	3	0	0	0	0	2.2	3	6	6	5	3
22 BAKER-LIVINGSTON, B	27.00	0-0	2	1	0	0	0	1.1	2	4	4	5	1	9.33	2-5	26	9	0	0	0	54.0	89	57	56	27	37
16 ORIGER, Grant	36.00	0-0	2	0	0	0	0	1.0	2	4	4	1	1	36.00	0-0	2	0	0	0	0	1.0	2	4	4	1	1
Totals	8.18	28-18	46	46	1	1	13	391.2	522	393	356	215	354													
Opponents	9.04	18-28	46	46	0	2	5	384.1	563	438	386	235	345													

Player	SEASON										CAREER									
	CH	PO	A	E	Fld%	SBA	CSB	SBA%	PB	CI	Ch	PO	A	E	Fld%	SBA	CSB	SBA%	PB	CI
47 OTT, Ethan	322	303	19	0	1.000	0	0	---	0	0	331	312	19	0	1.000	0	0	---	0	0
24 WILLIAMS, Brodey	207	184	23	0	1.000	26	9	.743	2	0	207	184	23	0	1.000	26	9	.743	2	0
12 ASBY, Will	84	84	0	0	1.000	0	0	---	0	0	186	181	0	5	.973	0	0	---	0	0
20 BANISTER, Luke	44	41	3	0	1.000	7	3	.700	4	0	44	41	3	0	1.000	7	3	.700	4	0
10 ORIACH, Jordy	17	17	0	0	1.000	0	0	---	0	0	17	17	0	0	1.000	0	0	---	0	0
33 PURSER, Daxton	12	2	10	0	1.000	4	3	.571	0	0	17	2	14	1	.941	9	7	.563	0	0
34 BARNHOUSE, Josh	9	2	7	0	1.000	3	1	.750	0	0	15	3	11	1	.933	9	2	.818	0	0
5 MILLER, Shane	7	4	3	0	1.000	0	0	---	0	0	7	4	3	0	1.000	0	0	---	0	0
27 LOPEZ, David	5	1	4	0	1.000	2	1	.667	0	0	21	4	17	0	1.000	9	1	.900	0	0
7 WHITE, Tommy	5	2	3	0	1.000	3	1	.750	0	0	5	2	3	0	1.000	3	1	.750	0	0
39 CASTILLO, Ryan	4	1	3	0	1.000	1	4	.200	0	0	7	1	6	0	1.000	4	5	.444	0	0
6 MCBROOM, Brian	4	2	2	0	1.000	0	0	---	0	0	17	8	8	1	.941	4	4	.500	0	0
25 WISEMAN, Luke	3	3	0	0	1.000	4	0	1.000	0	0	3	3	0	0	1.000	4	0	1.000	0	0
35 MONTEFORTE, Presley	2	1	1	0	1.000	2	1	.667	0	0	2	1	1	0	1.000	2	1	.667	0	0
13 ROMERO, Matt	2	0	2	0	1.000	2	0	1.000	0	0	2	0	2	0	1.000	2	0	1.000	0	0
49 MESSMORE, Jack	1	0	1	0	1.000	3	0	1.000	0	0	1	0	1	0	1.000	3	0	1.000	0	0
15 WALKER, Khalil	110	109	0	1	.991	0	0	---	0	0	219	213	2	4	.982	0	0	---	0	0
29 HERD, Caleb	135	124	9	2	.985	9	4	.692	1	0	145	134	9	2	.986	9	4	.692	1	0
43 TRUJILLO, Gene	58	55	2	1	.983	0	0	---	0	0	59	56	2	1	.983	0	0	---	0	0
2 BRASS, Cooper	85	35	48	2	.976	0	0	---	0	0	85	35	48	2	.976	0	0	---	0	0
4 WOOD, Tye	52	49	1	2	.962	0	0	---	0	0	127	118	2	7	.945	0	0	---	0	0
3 WASLEFSKY, Karsen	143	39	97	7	.951	0	0	---	0	0	143	39	97	7	.951	0	0	---	0	0
9 MCALISTER, Josh	177	58	110	9	.949	0	0	---	0	0	233	65	149	19	.918	0	0	---	0	0
26 MANSY, Luke	63	20	38	5	.921	0	0	---	0	0	82	28	49	5	.939	0	0	---	0	0
23 CUNNINGHAM, Ty	9	5	3	1	.889	2	0	1.000	0	0	9	5	3	1	.889	2	0	1.000	0	0
8 ALVAREZ, Diego	9	2	6	1	.889	6	2	.750	0	0	9	2	6	1	.889	6	2	.750	0	0
14 CARRIS, Akili	73	23	40	10	.863	0	0	---	0	0	147	46	87	14	.905	0	0	---	0	0
48 NEIL, Andrew	12	7	3	2	.833	0	0	---	0	0	13	8	3	2	.846	2	0	1.000	0	0
31 PENGELLY, Dayne	8	1	5	2	.750	6	4	.600	0	0	12	1	9	2	.833	14	5	.737	0	0
17 MOGEN, Cristian	3	0	2	1	.667	0	0	---	0	0	3	0	2	1	.667	0	0	---	0	0
11 CORNELIUS, Matt	3	0	2	1	.667	0	1	.000	0	0	3	0	2	1	.667	0	1	.000	0	0
19 STILL, Justin	2	1	0	1	.500	2	0	1.000	0	0	15	4	9	2	.867	7	3	.700	0	0
16 ORIGER, Grant	0	0	0	0	.000	0	0	---	0	0	0	0	0	0	.000	0	0	---	0	0
22 BAKER-LIVINGSTON,B	0	0	0	0	.000	1	0	1.000	0	0	13	3	10	0	1.000	3	1	.750	0	0
44 BELL, Blake	0	0	0	0	.000	1	0	1.000	0	0	0	0	0	0	.000	1	0	1.000	0	0
38 LEHMBECK, Blake	0	0	0	0	.000	0	0	---	0	0	0	0	0	0	.000	0	0	---	0	0
Totals	1670	1175	447	48	.971	42	18	.700	7	0										
Opponents	1590	1153	386	51	.968	29	14	.674	6	0										

2025 ROSTER BREAKDOWN

THE OUTFIELD

The Lobos have the best possible problem on their hands in the outfield, with three returning starters in Khalil Walker, Tye Wood and Will Asby as well as 2023 NJCAA All-American transfer Jordy Oriach (Frank Phillips College) in the mix to compete for a spot.

In 2024, Walker led the MW in batting average (.391) and on-base percentage (.490) – ranking 20th and 43rd in the nation in those categories – with the lowest strikeout-to-walk ratio (30 BB/24 SO) among conference players in his first season as a Lobo. Asby ranked second in the league in runs scored (59), eighth in slugging (.601) and ninth in total hits (71), breaking the program record for single-season grand slams with four – he needs just one more to match Mark Wulfert's career record of five.

They're joined in the outfield by a productive switch-hitter in Wood (51 starts in 2024), who ranked 44th in the nation in on-base percentage (.488) and stole 20 bases last season, the second-most in the league and most by a Lobo in a single season since Josh Melendez in 2012 (23).

THE INFIELD

First and foremost, the Lobos look to replace three crucial middle infielders that soaked up most of the reps at shortstop and second in 2024 – Chase Weissenborn, Devon Dixon and Konner Kinkade. After both splitting time at the hot corner last season, junior Akili Carris (.301 average, 30 GS) looks to slot in at third full-time with senior Josh McAlister (.287 average, 10 XBH, 25 GS) moving back to second base, where he played over two seasons at Ohio State (2021-22). Luke Mansy (14 GP/7 GS) and juco transfer Karsen Waslefsky (South Mountain CC) also look to get significant reps up the middle, with utility transfer Elias Fiddler (Utah) as another option with D-I experience. Cooper Brass – who redshirted last season as a true freshman – and freshman Shane Miller are also both in the mix for reps up the middle in their collegiate debut seasons.

With the graduation of Reed Spenrath – who started 89 of 104 games at first base for UNM the past two seasons – UNM has two sluggers that could feasibly move into the starting spot in Ethan Ott (.553 slugging, 23 RBI in 30 games in 2024) and Gene Trujillo (.630 slugging, 13 RBI in 25 games). Both showed plenty of power at the DH spot in 2024, combining for eight homers and 10 doubles even with limited AB's.

CATCHERS

UNM relied on two fifth-year catchers in 2024, and there's a three-way competition for who will get the most reps behind the dish in '25. Ironically, Caleb Herd – a junior who played his true freshman season at UNM in 2023 before transferring to Pima CC and returning to UNM this fall – is the only catcher on roster who's appeared in a collegiate game for the Lobos. But junior transfer Brodey Williams (McLennan CC) and 2024 greyshirt Luke Banister are both in the mix to become key pieces.

PITCHING STAFF

In '24, the Lobos' pitching staff posted a 7.71 team ERA after losing all three weekend starters from 2023 to the draft or graduation – with 10 newcomers and 32 games at elevation in New Mexico, UNM's arms had significantly improved by the end of the season, posting a 5.17 ERA over the Lobos' final 10 games and a 5.98 over their last 20.

BY POSITION

FIRST BASE (2): Ott, Trujillo

INFIELD (5): Brass, Carris, Mansy, McAlister, Miller, Neil

OUTFIELD (5): Asby, Walker, Ward, Oriach, Wood

CATCHER (3): Banister, Herd, Williams

RHP (18): Alvarez, Baker-Livingston, Barnhouse, Bell, Castillo, Mogen, Lopez, Lehmbeck, Origer, Pengelly,

Cunningham, Wiseman, White, Sullivan,

Messmore, Lavigne, McBroom

LHP (6): Cornelius, Romero, Still, Monteforte, Purser, Barnhouse

UTL (1): Fiddler

BY CLASS

TRUE FRESHMEN (5): Bell, Lavigne, Miller, Origer, Sullivan

REDSHIRT FRESHMEN (2): Brass, Mogen

SOPHOMORES (3): Castillo, Lehmbeck, Trujillo

JUNIORS (15): Alvarez, Baker-Livingston, Carris, Cunningham, Fiddler, Mansy, Messmore, Monteforte, Oriach, Pengelly, Ward, Waslefsky, White, Williams, Wiseman

SENIORS (15): Asby, Banister, Barnhouse, Cornelius, Lopez, McAlister, McBroom, Neil, Ott, Pengelly, Purser, Romero, Still, Walker, Wood

In the process, they struck out 394 in total – the most in a single season in Brown's tenure and seventh-most in a single season in program history. This year's returning arms produced 233 of those punchouts.

This year, all three projected weekend starters are senior returners that all got significant reps in 2024 in RHP Dayne Pengelly (11 GS, 50 IP), RHP David Lopez (11 GS, 65.1 IP) and LHP Daxton Purser (7 GS, 35 IP).

From D1Baseball: "The highlight of the fall practice sessions had to be the performance of the three projected starting weekend pitchers: righthanders Dayne Pengelly and David Lopez and lefthander Daxton Purser. The three seniors offer a lot of experience and combined for 30 of last year's 54 starts. Pengelly can hit 95 on the guns and though he had some peaks and valleys last year (4-5, 7.63), the coaches say he can flash "unicorn-level stuff" when he is on. His power slider is his go-to pitch when he needs a big out. Lopez also posted some lofty numbers (4-2, 7.71) but his low-90s fastball has good life and his four-pitch mix (fastball, curveball, slider, splitter) has shown good improvement over the course of the offseason. Purser came out of high school as the No. 2-ranked lefthanded pitcher in the state of Utah and held opposing batters to a .245 average last season, which was the best of all the regular Lobo pitchers. He did not allow an earned run in his final three appearances."

Four other pitchers that saw crucial innings as midweek starters and/or trusty relievers also return – Brian

BY STATE

Arizona (9): Brass, Waslefsky, Miller, Alvarez, Mogen, Still, Lehmbeck, Bell, Herd

California (4): McBroom, Asby, Mansy, Neil

New Mexico (8): White, Cornelius, Romero, Carris, Castillo, Pengelly, Ward, Trujillo

Texas (8): Walker, Origer, Baker-Livingston, Lopez, Banister,

Williams, Wiseman, Barnhouse

Colorado (2): Monteforte, Fiddler

Illinois (1): McAlister

Kansas (1): Wood

Massachusetts (1): Oriach

Florida (1): Messmore

Utah (1): Purser

Virginia (1): Ott

Quebec, Canada (1): Lavigne

BREAKDOWN

Returners 23

Newcomers 17

POSITION PLAYERS

Starters Returning 5

Starters Lost 4

Lettermen Returning 8

Lettermen Lost 8

Newcomers 7 (6 TR, 1 FR)

PITCHERS

Pitchers Returning 11

Pitchers Lost 5

Starters Returning 2/3

Returners w/ 1+ GS in '24 7

Returners w/5+ App. in '24 7

Returners w/1+ App. in '24 10

Newcomers 10 (6 TR, 4 FR)

McBroom (95.1 IP in 59 app. at UNM), Josh Barnhouse (18 app. 35.1 IP in 2024), Ryan Castillo (10 app., 20.1 IP in 2024) and Ben Baker-Livingston (52.2 IP in 24 app. at UNM) – with six transfer juniors and four freshmen joining them.

From D1Baseball: "The bullpen has some interesting pieces and timely additions. Righthander Ryan Castillo exceeded expectations as a freshman last season and looks to improve on his 1-2, 11.57 numbers. The coaches say he showed flashes of "next-level strike throwing" in the fall sessions. Castillo could also figure into a starting role this coming spring. Two transfers who will play key roles this season are lefty Matthew Cornelius (12 appearances at Arizona State, 3-0, 10.80) and righty Jack Messmore (13 starts at Delaware State, 2-4, 6.47), who both have key D1 experience. Another southpaw who will play a big role in the bullpen plans will be JC transfer Presley Monteforte, who uses a ton of deception in his offspeed offerings, which makes his 87-89 fastball play way up."

MOUNTAIN WEST UPDATE

2025 MOUNTAIN WEST STANDINGS

SCHOOL (RK)	MOUNTAIN WEST					
	W	L	PCT.	HOME	AWAY	NEUT.
New Mexico	15	9	.625	9-3	6-6	0-0
Nevada	15	9	.625	9-3	6-6	0-0
Fresno State	15	9	.625	10-2	5-7	0-0
UNLV	11	13	.458	8-5	3-8	0-0
San José State	10	14	.417	5-7	5-7	0-0
Air Force	10	14	.417	7-5	3-9	0-0
Washington State	10	14	.417	8-4	2-10	0-0
San Diego State	10	14	.417	6-6	4-8	0-0

ALL GAMES

W	L	T	PCT.	HOME	AWAY	NEUT.	LAST 10	STRK
28	18	0	.609	18-9	8-8	2-1	8-2	W3
29	19	0	.604	17-7	12-12	0-0	7-3	W4
24	24	0	.500	17-8	7-16	0-0	5-5	W1
26	21	0	.553	17-8	6-11	3-2	8-2	L1
23	25	0	.479	16-11	7-14	0-0	3-7	W1
18	30	0	.375	11-7	5-22	2-1	3-7	L1
17	30	0	.362	10-7	4-20	3-3	3-7	L1
15	35	0	.300	9-17	5-15	1-3	1-9	L8

MW Regular-Season Champions; * MW Championship Participant; % MW Tournament Champions

A LOOK AHEAD AT THE MW

Friday, May 9

New Mexico at Air Force* (MWN)	1 p.m. MT
San Diego State at Nevada* (MWN/NSN)	6:05 p.m. PT
San José State at Fresno State* (MWN)	6:05 p.m. PT
UNLV at Washington State* (MWN)	6:05 p.m. PT

Saturday, May 10

New Mexico at Air Force* (MWN)	1 p.m. MT
San Diego State at Nevada* (MWN/NSN)	2:05 p.m. PT
San José State at Fresno State* (MWN)	3:05 p.m. PT
UNLV at Washington State* (MWN)	6:05 p.m. PT

Sunday, May 11

New Mexico at Air Force* (MWN)	Noon MT
San Diego State at Nevada* (MWN/NSN)	12:05 p.m. PT
UNLV at Washington State* (MWN)	12:05 p.m. PT
San José State at Fresno State* (MWN)	1:05 p.m. PT

Tuesday, May 13

Pacific at Fresno State (MWN)	5:05 p.m. PT
Washington State at Gonzaga (ESPN+)	6 p.m. PT

Thursday, May 15

Fresno State at New Mexico* (MWN)	6 p.m. MT
Air Force at UNLV* (MWN)	6 p.m. PT
Washington State at San Diego State* (MWN)	6 p.m. PT
Nevada at San José State* (MWN)	6:05 p.m. PT

Friday, May 16

Fresno State at New Mexico* (MWN)	2 p.m. MT
Air Force at UNLV* (MWN)	6 p.m. PT
Washington State at San Diego State* (MWN)	6 p.m. PT
Nevada at San José State* (MWN)	6:05 p.m. PT

Saturday, May 17

Fresno State at New Mexico* (MWN)	Noon MT
Air Force at UNLV* (MWN)	Noon PT
Washington State at San Diego State* (MWN)	Noon PT
Nevada at San José State* (MWN)	1:05 p.m. PT

A LOOK BACK AT THE MW

Tuesday, May 6

Seattle 6, Washington State 4	
CSU Northridge 8, San Diego State 3	
Nevada 6, Sacramento State 4	(ESPN+)
Fresno State 17, CSU Bakersfield 1	(MWN)
Utah Tech at UNLV	Canceled

Sunday, May 4

New Mexico 15, San Diego State 7*	
Washington State 10, Air Force 2*	(MWN)
Nevada 9, Fresno State 8*	(MWN/NSN)
San José State 4, UNLV 3*	(MWN)

Saturday, May 3

Nevada 6, Fresno State 5*	(MWN)
UNLV 5, San José State 3*	(MWN)
Air Force 10, Washington State 3*	(MWN)
New Mexico 9, San Diego State 8*	

Friday, May 2

New Mexico 9, San Diego State 7*	(MWN)
Washington State 7, Air Force 5*	(MWN)
Nevada 7, Fresno State 5*	(MWN)
UNLV 19, San José State 5* (8)	(MWN)

Wednesday, April 30

San José State 14, Cal 5	(MWN)
--------------------------	-------

Tuesday, April 29

Northern Colorado 9, Air Force 7	(MidCo Sports Plus)
Saint Mary's 13, Nevada 8	(MWN)
UNLV 17, Utah Tech 3 (7)	(WAC International)
Gonzaga 7, Washington State 6 (10)	(MWN)
Fresno State 7, Pacific 0	(ESPN+)
UC Riverside 7, San Diego State 6	

2025 MOUNTAIN WEST STATISTICAL LEADERS

TEAM BATTING

	g	avg	ab	r	h	2b	3b	hr	bb	so	sb-att
New Mexico	46	.341	1653	438	563	127	13	78	235	345	29-43
UNLV	47	.298	1596	317	476	84	5	47	210	340	30-45
Washington State	47	.296	1583	287	469	85	8	25	174	332	40-62
Fresno State	48	.296	1664	317	492	100	8	47	168	307	42-52
Nevada	48	.295	1692	361	499	109	7	71	175	352	22-28
Air Force	47	.281	1535	319	431	98	18	38	193	410	80-109
San Diego State	50	.275	1678	276	461	101	18	17	195	381	34-48
San Jose State	48	.269	1612	260	434	73	19	37	145	387	36-46
Totals	19	.294	13013	2575	3825	777	96	360	1495	2854	313-433

TEAM PITCHING

	g	era	w	l	sv	ip	h	r	er	bb	so
Fresno State	48	5.20	24	24	12	415.0	457	269	240	154	409
UNLV	47	5.36	26	21	8	396.0	406	285	236	227	385
Nevada	48	5.99	29	19	11	414.2	475	307	276	159	350
San Jose State	48	6.09	23	25	10	409.2	450	318	277	214	337
San Diego State	50	7.18	15	35	8	430.0	529	406	343	287	400
Air Force	47	7.18	18	29	4	386.0	511	376	308	215	313
Washington State	47	7.51	17	30	5	391.2	506	374	327	220	290
New Mexico	46	8.18	28	18	13	391.2	522	393	356	215	354
Totals	190	6.57	180	201	71	3234.2	3856	2728	2363	1691	2838

TEAM FIELDING

	g	po	a	e	pct	dp	pb	sba-att
Nevada	48	1243	460	39	.978	30	2	33-48
Fresno State	48	1245	401	40	.976	34	4	20-38
New Mexico	46	1175	447	48	.971	35	7	42-60
Washington State	47	1175	482	58	.966	27	5	41-65
San Jose State	48	1229	430	63	.963	43	7	64-84
UNLV	47	1188	400	61	.963	31	13	40-58
San Diego State	50	1290	426	84	.953	36	3	93-116
Air Force	47	1158	458	83	.951	38	7	67-87
Totals	190	9703	3504	476	.965	274	48	400-556

INDIVIDUAL BATTING

Min 2.5 AB/Team game	g	avg	ab	r	h	rbi	2b	3b	hr	bb
ORIACH, Jordy-NM	45	.403	181	57	73	54	20	2	13	26
TOIGO, Dean-LV	47	.402	189	40	76	67	13	0	14	18
WALKER, Khalil-NM	46	.398	171	43	68	30	14	5	4	15
OTT, Ethan-NM	41	.380	158	43	60	47	19	1	12	24
KONIARSKY, Cole-LV	46	.375	176	32	66	45	10	1	7	25
MORAN, CJ-SD	35	.373	126	19	47	26	13	0	0	17
Cresswell, Will-WSU	36	.367	128	22	47	39	12	1	5	18
Hartman, Max-WSU	35	.364	140	35	51	23	7	1	3	15
HAM, Billy-NV	45	.352	162	38	57	40	19	0	7	16
MCALISTER, Josh-NM	40	.348	141	37	49	35	7	1	12	20
Fernandes, Alex-SJ	48	.347	167	42	58	18	8	4	1	30
KWON, Junhyuk-NV	41	.346	156	34	54	33	11	0	8	20
Johnstone, Logan-WSU	47	.341	167	48	57	37	15	1	8	28
ASBY, Will-NM	44	.337	187	51	63	46	19	1	11	24
NOONAN, Nevan-SD	50	.333	201	39	67	39	15	1	6	14
Peters, Zach-AF	47	.333	168	42	56	43	18	1	7	15
Chamizo, Zach-SJ	44	.331	169	30	56	31	7	3	5	10
CARRIS, Akili-NM	39	.331	154	30	51	41	11	0	1	8
DOBIE, Jayce-NV	38	.331	151	37	50	29	11	0	7	19
SOTOMAYOR, Griffen-FS	40	.329	152	30	50	31	11	0	6	14

INDIVIDUAL PITCHING

Min 1.0 IP/Team game	app	era	w-l	sv	ip	h	r	er	bb	so
LUECK, Reese-LV	12	4.12	3-2	0	48.0	53	35	22	23	33
CREMAROSA, Aidan-FS	13	4.37	5-5	0	70.0	67	41	34	19	82
LANE, Carson-LV	12	4.41	5-3	0	63.1	54	35	31	34	73
SIMON, Sam-LV	11	4.62	2-4	0	50.2	53	30	26	28	29
George, Nolan-SJ	16	4.66	3-3	2	56.0	64	34	29	10	46
SIPILA, Marko-SD	10	4.70	3-3	0	59.1	64	39	31	21	61
BURFIELD, Casey-NV	11	4.70	3-2	0	51.2	60	31	27	19	33
Smith, Griffin-WSU	14	5.19	4-5	0	69.1	82	51	40	17	36
ANKER, Jack-FS	12	5.27	7-4	0	71.2	86	46	42	9	92
Thomas, David-SJ	11	5.34	1-3	0	57.1	67	39	34	20	36
Meyers, Luke-WSU	13	5.60	5-2	2	53.0	68	33	33	15	40
CASTRO, Alessandro-NV	12	6.19	4-3	0	56.2	69	45	39	15	36
FOSHER, Peyton-NV	12	6.22	4-4	0	59.1	68	43	41	17	62
Smelcer, Cranz-AF	15	6.70	2-4	0	47.0	56	39	35	25	32
PURSER, Daxton-NM	14	6.79	3-3	1	57.0	67	49	43	24	68

HITS

TOIGO, Dean-LV	76
ORIACH, Jordy-NM	73
WALKER, Khalil-NM	68
NOONAN, Nevan-SD	67
KONIARSKY, Cole-LV	66

RUNS SCORED

ORIACH, Jordy-NM	57
ASBY, Will-NM	51
Johnstone, Logan-WSU	48
YAMAGUCHI, Sean-NV	45
WOOD, Tye-NM	44

RUNS BATTED IN

TOIGO, Dean-LV	67
GRAY, Murf-FS	55
ORIACH, Jordy-NM	54
OTT, Ethan-NM	47
ASBY, Will-NM	46

DOUBLES

ORIACH, Jordy-NM	20
HAM, Billy-NV	19
OTT, Ethan-NM	19
ASBY, Will-NM	19
2 tied with 18 double(s)	

TRIPLES

WALKER, Khalil-NM	5
RUTTER, Drew-SD	4
Zapp, Walker-AF	4
Fernandes, Alex-SJ	4
JACKSON, Jake-SD	4

HOME RUNS

TOIGO, Dean-LV	14
ORIACH, Jordy-NM	13
OTT, Ethan-NM	12
MCALISTER, Josh-NM	12
4 tied with 11 home run(s)	

TOTAL BASES

ORIACH, Jordy-NM	136
TOIGO, Dean-LV	131
OTT, Ethan-NM	117
ASBY, Will-NM	117
GRAY, Murf-FS	113

STOLEN BASES

	sb-att
Lewis, Jeriah-SJ	15-21
Fernandes, Alex-SJ	14-14
Adams, Alex-AF	13-16
Taylor, Christian-AF	13-18
Spencer, Chase-AF	12-13

STRIKEOUTS

	ip	so
ANKER, Jack-FS	71.2	92
CREMAROSA, Aidan-FS	70.0	82
LANE, Carson-LV	63.1	73
PURSER, Daxton-NM	57.0	68
FOSHER, Peyton-NV	59.1	62

2025 NCAA RANKING SUMMARY (TEAM)

Statistic	National Rank	Conference Rank	Value	National Leader	Value	Conference Leader	Value
Base on Balls (299 ranked)	90	1	235	VMI	333	New Mexico	235
Batting Average (299 ranked)	1	1	0.341	New Mexico	0.341	New Mexico	0.341
Double Plays (299 ranked)	73	4	35	New Mexico St. UCLA	49 49	San Jose St.	43
Double Plays Per Game (299 ranked)	74	3	0.76	New Mexico St. UCLA	1.02 1.02	San Jose St.	0.90
Doubles (299 ranked)	1	1	127	Georgia Tech New Mexico	127 127	New Mexico	127
Doubles Per Game (299 ranked)	1	1	2.76	New Mexico	2.76	New Mexico	2.76
Earned Run Average (299 ranked)	264	8	8.13	Northeastern	3.04	Fresno St.	5.20
Fielding Percentage (299 ranked)	119	3	0.971	Charlotte	0.984	Nevada	0.978
Hit Batters (299 ranked)	155	5	63	Longwood San Diego	112 112	San Diego St.	88
Hit by Pitch (299 ranked)	224	6	52	Coastal Carolina	130	Washington St.	77
Hits (299 ranked)	1	1	563	New Mexico	563	New Mexico	563
Hits Allowed Per Nine Innings (299 ranked)	275	7	11.97	Iowa	6.74	UNLV	9.23
Home Runs (299 ranked)	27	1	78	Georgia	119	New Mexico	78
Home Runs Per Game (299 ranked)	17	1	1.70	Georgia	2.38	New Mexico	1.70
On Base Percentage (299 ranked)	11	1	0.432	VMI	0.451	New Mexico	0.432
Runs (299 ranked)	9	1	438	High Point	505	New Mexico	438
Sacrifice Bunts (299 ranked)	226	7	12	Eastern Ill.	60	Air Force San Diego St.	28 28
Sacrifice Flies (297 ranked)	15	1	29	Georgia Tech	37	New Mexico	29
Scoring (299 ranked)	4	1	9.5	High Point	10.5	New Mexico	9.5
Shutouts (151 ranked)	151	4	1	Northeastern	14	Fresno St.	4
Slugging Percentage (299 ranked)	4	1	0.575	High Point	0.604	New Mexico	0.575
Stolen Bases (297 ranked)	280	7	29	VMI	200	Air Force	81
Stolen Bases Per Game (299 ranked)	280	7	0.63	VMI	4.08	Air Force	1.69
Strikeout-to-Walk Ratio (299 ranked)	151	4	1.65	Arkansas	3.68	Fresno St.	2.66
Strikeouts Per Nine Innings (299 ranked)	160	4	8.1	Vanderbilt	12.2	Fresno St.	8.9
Triple Plays (1 ranked)				5 teams tied	1		
Triples (298 ranked)	54	4	13	Arizona	29	San Jose St.	19
Triples Per Game (299 ranked)	59	4	0.28	Arizona	0.62	San Jose St.	0.40
WHIP (299 ranked)	255	6	1.88	Northeastern	1.08	Fresno St.	1.47
WL Pct (299 ranked)	74	1	0.609	Texas West Virginia	0.830 0.830	New Mexico	0.609
Walks Allowed Per Nine Innings (299 ranked)	176	4	4.94	Northeastern	2.68	Fresno St.	3.34

2025 NCAA RANKING SUMMARY (INDIVIDUALS)

Statistic	Player	National Rank	Conference Rank	Value	National Leader	Value	Conference Leader	Value
Base on Balls (149 ranked)					Easton Talt, Oregon St.	56	Tripp Garrish, Air Force	39
Base on Balls Per Game (150 ranked)					Easton Talt, Oregon St.	1.19	Paul Myro IV, UNLV	0.86
Batting Average (250 ranked)	Jordy Oriach KhaII Walker Ethan Ott Josh McAlister	22 33 65 238	1 3 4 8	0.403 0.398 0.380 0.348	Aidan Redahan, Central Conn. St.	0.456	Jordy Oriach, New Mexico	0.403
Complete Games (46 ranked)	Ryan Castillo	46	3	1	Vincent Borghese, Central Conn. St.	6	LJ Mercurius, UNLV Omar Serrano, San Diego St.	2 2
Doubles (119 ranked)	Jordy Oriach Will Asby Ethan Ott	12 18 18	1 2 2	20 19 19	Hayden Jatczak, Kent St.	26	Jordy Oriach, New Mexico	20
Doubles Per Game (141 ranked)	Ethan Ott Jordy Oriach Will Asby	12 16 21	1 2 3	0.46 0.44 0.43	Jarrett Pokrovsky, Penn	0.62	Ethan Ott, New Mexico	0.46
Earned Run Average (200 ranked)					Jack Ohman, Yale	0.89		
Games Started (16 ranked)					Dylan Mathiesen, Liberty	16	Aidan Cremarosa, Fresno St.	13
Hit Batters (102 ranked)					Jackson Logar, James Madison	24	Garvey Rumary, San Diego St.	14
Hit By Pitch Per Game (150 ranked)					Charlie Scholvin, Toledo	0.66	Billy Ham, Nevada	0.42
Hit by Pitch (128 ranked)					Evan Cloyd, CSU Bakersfield	31	Billy Ham, Nevada	19
Hits (120 ranked)	Jordy Oriach KhaII Walker	23 59	2 3	73 68	Cameron Nickens, Austin Peay	87	Dean Toigo, UNLV	76
Hits Allowed Per Nine Innings (150 ranked)					Liam Doyle, Tennessee	4.52	Carson Lane, UNLV	7.67
Hits Per Game (150 ranked)	Jordy Oriach KhaII Walker Ethan Ott Will Asby	18 73 85 108	1 3 4 6	1.62 1.48 1.46 1.43	Aidan Redahan, Central Conn. St.	1.86	Jordy Oriach, New Mexico	1.62
Home Runs (102 ranked)	Jordy Oriach	102	2	13	Mason Neville, Oregon	24	Dean Toigo, UNLV	14
Home Runs Per Game (147 ranked)	Josh McAlister Ethan Ott Jordy Oriach	99 114 119	1 3 4	0.30 0.29 0.29	Mason Neville, Oregon	0.52	Josh McAlister, New Mexico	0.30
On Base Percentage (150 ranked)	Jordy Oriach Ethan Ott	72 115	1 2	0.488 0.477	Trey Rutledge, Alabama A&M	0.567	Jordy Oriach, New Mexico	0.488
Pitching Appearances (144 ranked)	Josh Barnhouse	15	2	24	4 players tied	27	Peyton Rodgers, San Diego St.	27
Runs (147 ranked)	Jordy Oriach Will Asby	40 101	1 2	57 51	John Bay, Austin Peay	80	Jordy Oriach, New Mexico	57
Runs Batted In (148 ranked)	Jordy Oriach	68	3	54	Johnny Sweeney, USC Upstate	76	Dean Toigo, UNLV	67
Runs Batted In Per Game (150 ranked)	Jordy Oriach Ethan Ott	67 104	2 3	1.20 1.15	Johnny Sweeney, USC Upstate	1.65	Dean Toigo, UNLV	1.43
Runs Per Game (149 ranked)	Jordy Oriach Will Asby Tye Wood	40 81 138	1 2 3	1.27 1.16 1.07	John Bay, Austin Peay	1.63	Jordy Oriach, New Mexico	1.27
Sacrifice Bunts (102 ranked)					Matt Heavner, NC State	15	Evan Sipe, San Diego St.	10
Sacrifice Bunts Per Game (145 ranked)					Jeff Pierantoni, Yale	0.37	Ben Niednagel, Air Force	0.17
Sacrifice Flies (64 ranked)					Joseph Eichelberger, Jackson St. Ben Slanker, Ohio	10 10	Ryan Skjonsby, Washington St.	6
Saves (558 ranked)	Ty Cunningham Diego Alvarez Daxton Purser Josh Barnhouse	8 558 558 558	1 14 14 14	10 1 1 1	Lucas Mahlstedt, Clemson	15	Ty Cunningham, New Mexico	10
Slugging Percentage (250 ranked)	Jordy Oriach Ethan Ott Josh McAlister Will Asby KhaII Walker	19 26 88 160 205	1 2 4 5 6	0.751 0.741 0.667 0.626 0.608	Cardell Thibodeaux, Southern U.	0.865	Jordy Oriach, New Mexico	0.751

2025 MISCELLANEOUS HITTING

Multiple Hit Games	2	3	4	5+	Total
10 ORIACH, Jordy	17	8	1	-	26
15 WALKER, Khalil	15	7	-	-	22
47 OTT, Ethan	18	3	1	-	22
12 ASBY, Will	13	5	1	1	20
14 CARRIS, Akili	8	7	-	-	15
9 MCALISTER, Josh	10	4	-	-	14
4 WOOD, Tye	7	6	-	-	13
3 WASLEFSKY, Karsen	4	4	1	-	9
24 WILLIAMS, Brodey	5	3	-	-	8
26 MANSY, Luke	7	1	-	-	8
48 NEIL, Andrew	5	1	-	-	6
2 BRASS, Cooper	3	2	-	-	5
29 HERD, Caleb	4	-	-	-	4
43 TRUJILLO, Gene	2	-	-	-	2
20 BANISTER, Luke	2	-	-	-	2
TEAM	120	51	4	1	176

Multiple RBI Games	2	3	4	5+	Total
10 ORIACH, Jordy	6	7	2	-	15
47 OTT, Ethan	6	5	3	-	14
12 ASBY, Will	6	4	3	-	13
9 MCALISTER, Josh	8	1	2	-	11
14 CARRIS, Akili	4	4	2	1	11
15 WALKER, Khalil	6	1	1	-	8
4 WOOD, Tye	5	3	-	-	8
26 MANSY, Luke	4	1	1	-	6
3 WASLEFSKY, Karsen	3	1	1	1	6
24 WILLIAMS, Brodey	3	-	1	-	4
29 HERD, Caleb	2	-	2	-	4
48 NEIL, Andrew	1	1	-	1	3
43 TRUJILLO, Gene	1	2	-	-	3
2 BRASS, Cooper	3	-	-	-	3
20 BANISTER, Luke	1	-	1	-	2
5 MILLER, Shane	1	-	-	-	1
TEAM	60	30	19	3	112

Hitting Streaks	Longest	Current
10 ORIACH, Jordy	16	-
9 MCALISTER, Josh	11	2
47 OTT, Ethan	11	6
15 WALKER, Khalil	10	7
14 CARRIS, Akili	10	-
24 WILLIAMS, Brodey	9	-
26 MANSY, Luke	9	-
3 WASLEFSKY, Karsen	8	8
12 ASBY, Will	8	8
4 WOOD, Tye	7	7
2 BRASS, Cooper	6	1
29 HERD, Caleb	5	2
20 BANISTER, Luke	3	-
48 NEIL, Andrew	2	1
43 TRUJILLO, Gene	2	2

Reached Base Streaks	Longest	Current
10 ORIACH, Jordy	23	17
9 MCALISTER, Josh	22	2
26 MANSY, Luke	19	19
47 OTT, Ethan	18	18
12 ASBY, Will	17	8
24 WILLIAMS, Brodey	15	-
15 WALKER, Khalil	14	8
4 WOOD, Tye	11	11
14 CARRIS, Akili	11	-
2 BRASS, Cooper	10	2
29 HERD, Caleb	8	3
3 WASLEFSKY, Karsen	8	8
43 TRUJILLO, Gene	4	2
20 BANISTER, Luke	3	-
48 NEIL, Andrew	3	2
5 MILLER, Shane	1	-

2025 NEW MEXICO GAMES SUMMARY

Score by innings	1	2	3	4	5	6	7	8	9	EX	Total
New Mexico	66	49	52	62	50	57	33	40	24	5	438
Opponents	44	51	51	33	59	40	55	35	24	1	393

Record when ...

Overall	28-18	After 6 leading	23-3
Conference	15-9 trailing	2-14
Non-Conference	13-9 tied	3-1
Home games	18-6	After 7 leading	22-2
Away games	8-11 trailing	2-12
Neutral site	2-1 tied	0-1
Day games	15-15	After 8 leading	19-2
Night games	13-3 trailing	2-13
vs Left starter	5-1 tied	1-0
vs Right starter	23-17		
1-Run games	5-3	Hit 0 home runs	2-8
2-Run games	5-2	... 1 home run	11-3
5+Run games	13-10	... 2+ home runs	15-7
Extra innings	2-0		
Shutouts	1-2	Opponent 0 home runs	12-7
	 1 home run	11-4
	 2+ HRs	5-7
Scoring 0-2 runs	0-3	Made 0 errors	11-2
..... 3-5 runs	1-8 1 error	8-12
..... 6-9 runs	9-2 2+ errors	9-4
..... 10+ runs	18-5		
Opponent 0-2 runs	1-0		
..... 3-5 runs	10-2	Opp. made 0 errors	7-8
..... 6-9 runs	12-3 1 error	12-7
..... 10+ runs	5-13 2+ errors	9-3
Scored in 1st inning	15-8	Out-hit opponent	20-7
Opp. scored in 1st	11-12	Out-hit by opponent	6-8
Scores first	17-4	Hits are tied	2-3
Opp. scores first	11-14		

Record when team scores:

Runs	0	1	2	3	4	5	6	7	8	9	10+
W-L	0-2	0-1	0-0	0-3	0-3	1-2	2-1	3-1	1-0	3-0	18-5

Record when opponent scores:

Runs	0	1	2	3	4	5	6	7	8	9	10+
W-L	1-0	0-0	0-0	4-0	4-2	2-0	3-0	5-2	2-0	2-1	5-13

Record when leading after:

Inn.	1	2	3	4	5	6	7	8
W-L	12-4	19-5	21-4	24-5	22-4	23-3	22-2	19-2

Record when trailing after:

Inn.	1	2	3	4	5	6	7	8
W-L	4-8	5-11	7-12	4-12	4-13	2-14	2-12	2-13

Record when tied after:

Inn.	1	2	3	4	5	6	7	8
W-L	12-6	4-2	0-2	0-1	2-1	3-1	0-1	1-0

Current winning streak: 3

Longest winning streak: 4

Longest losing streak: 4

Home attendance : 12407 (22 dates avg = 563)

Away attendance : 17885 (22 dates avg = 812)

Total attendance: 30292 (44 dates avg = 688)

2025 BATTING LEADERS

Hitting minimums - 1 Games 1 AB 2.0 AB/Game 1 TPA 2.0 TPA/Game
Pitching minimums - 1 Games 0.7 IP/Game

Batting avg		Slugging pct		On base pct	
1. 10 ORIACH, Jordy	.403	1. 10 ORIACH, Jordy	.751	1. 10 ORIACH, Jordy	.488
2. 15 WALKER, Khalil	.398	2. 47 OTT, Ethan	.741	2. 47 OTT, Ethan	.477
3. 47 OTT, Ethan	.380	3. 9 MCALISTER, Josh	.667	3. 15 WALKER, Khalil	.456
4. 9 MCALISTER, Josh	.348	4. 12 ASBY, Will	.626	4. 4 WOOD, Tye	.454
5. 12 ASBY, Will	.337	5. 15 WALKER, Khalil	.608	5. 9 MCALISTER, Josh	.449
Runs scored		Hits		Runs batted in	
1. 10 ORIACH, Jordy	57	1. 10 ORIACH, Jordy	73	1. 10 ORIACH, Jordy	54
2. 12 ASBY, Will	51	2. 15 WALKER, Khalil	68	2. 47 OTT, Ethan	47
3. 4 WOOD, Tye	44	3. 12 ASBY, Will	63	3. 12 ASBY, Will	46
4. 47 OTT, Ethan	43	4. 47 OTT, Ethan	60	4. 14 CARRIS, Akili	41
15 WALKER, Khalil	43	5. 14 CARRIS, Akili	51	5. 9 MCALISTER, Josh	35
Doubles		Triples		Home runs	
1. 10 ORIACH, Jordy	20	1. 15 WALKER, Khalil	5	1. 10 ORIACH, Jordy	13
2. 47 OTT, Ethan	19	2. 10 ORIACH, Jordy	2	2. 47 OTT, Ethan	12
12 ASBY, Will	19	3. 6 tied at.....	1	9 MCALISTER, Josh	12
4. 15 WALKER, Khalil	14			4. 12 ASBY, Will	11
5. 2 tied at...	11			5. 3 WASLEFSKY, Karsen	5
Total bases		Walks		Hit by pitch	
1. 10 ORIACH, Jordy	136	1. 4 WOOD, Tye	29	1. 47 OTT, Ethan	8
2. 47 OTT, Ethan	117	2. 10 ORIACH, Jordy	26	2. 10 ORIACH, Jordy	7
12 ASBY, Will	117	3. 47 OTT, Ethan	24	3. 9 MCALISTER, Josh	6
4. 15 WALKER, Khalil	104	12 ASBY, Will	24	4. 3 tied at.....	5
5. 9 MCALISTER, Josh	94	5. 9 MCALISTER, Josh	20		
Sac bunts		Sac flies		Stolen bases	
1. 15 WALKER, Khalil	2	1. 26 MANSY, Luke	4	1. 9 MCALISTER, Josh	11
12 ASBY, Will	2	2. 14 CARRIS, Akili	3	2. 4 WOOD, Tye	5
2 BRASS, Cooper	2	10 ORIACH, Jordy	3	3. 2 BRASS, Cooper	3
4 WOOD, Tye	2	2 BRASS, Cooper	3	3 WASLEFSKY, Karsen	3
5. 4 tied at.....	1	47 OTT, Ethan	3	5. 15 WALKER, Khalil	2
Caught stealing		Steal attempts		Stolen base pct	
1. 15 WALKER, Khalil	3	1. 9 MCALISTER, Josh	12	1. 12 ASBY, Will	1.000
3 WASLEFSKY, Karsen	3	2. 3 WASLEFSKY, Karsen	6	2. 9 MCALISTER, Josh	.917
3. 14 CARRIS, Akili	2	4 WOOD, Tye	6	3. 4 WOOD, Tye	.833
4. 6 tied at....	1	4. 15 WALKER, Khalil	5	4. 10 ORIACH, Jordy	.500
		5. 2 BRASS, Cooper	4	3 WASLEFSKY, Karsen	.500
Strikeouts		Grounded into DP		Total plate appearances	
1. 9 MCALISTER, Josh	47	1. 47 OTT, Ethan	6	1. 12 ASBY, Will	218
2. 47 OTT, Ethan	40	2. 10 ORIACH, Jordy	4	2. 10 ORIACH, Jordy	217
3. 4 WOOD, Tye	35	24 WILLIAMS, Brodey	4	3. 15 WALKER, Khalil	195
4. 14 CARRIS, Akili	30	4. 14 CARRIS, Akili	3	4. 47 OTT, Ethan	193
12 ASBY, Will	30	5. 6 tied at....	2	5. 9 MCALISTER, Josh	168
At bats		Games played		Game starts	
1. 12 ASBY, Will	187	1. 15 WALKER, Khalil	46	1. 15 WALKER, Khalil	46
2. 10 ORIACH, Jordy	181	2. 10 ORIACH, Jordy	45	2. 10 ORIACH, Jordy	45
3. 15 WALKER, Khalil	171	3. 12 ASBY, Will	44	3. 12 ASBY, Will	44
4. 47 OTT, Ethan	158	4. 4 WOOD, Tye	41	4. 47 OTT, Ethan	40
5. 14 CARRIS, Akili	154	47 OTT, Ethan	41	5. 9 MCALISTER, Josh	38
Games as sub					
1. 48 NEIL, Andrew	19				
2. 2 BRASS, Cooper	15				
3. 43 TRUJILLO, Gene	14				
4. 26 MANSY, Luke	11				
5. 4 WOOD, Tye	8				

2025 PITCHING LEADERS

Hitting minimums - 1 Games 1 AB 2.0 AB/Game 1 TPA 2.0 TPA/Game
Pitching minimums - 1 Games 0.7 IP/Game

Earned run avg		Opposing bat avg		Won-loss pct	
1. 34 BARNHOUSE, Josh	5.06	1. 34 BARNHOUSE, Josh	.287	1. 34 BARNHOUSE, Josh	.800
2. 33 PURSER, Daxton	6.79	2. 33 PURSER, Daxton	.288	2. 39 CASTILLO, Ryan	.667
3. 39 CASTILLO, Ryan	7.88	3. 39 CASTILLO, Ryan	.329	3. 33 PURSER, Daxton	.500
4. 31 PENGELLY, Dayne	8.77	4. 31 PENGELLY, Dayne	.341	31 PENGELLY, Dayne	.500
Wins		Losses		Saves	
1. 25 WISEMAN, Luke	4	1. 8 ALVAREZ, Diego	3	1. 23 CUNNINGHAM, Ty	10
34 BARNHOUSE, Josh	4	33 PURSER, Daxton	3	2. 8 ALVAREZ, Diego	1
39 CASTILLO, Ryan	4	3. 4 tied at.....	2	33 PURSER, Daxton	1
4. 33 PURSER, Daxton	3			34 BARNHOUSE, Josh	1
5. 4 tied at.....	2				
Innings pitched		Batters struck out		Appearances	
1. 33 PURSER, Daxton	57.0	1. 33 PURSER, Daxton	68	1. 34 BARNHOUSE, Josh	24
2. 31 PENGELLY, Dayne	40.0	2. 39 CASTILLO, Ryan	37	2. 25 WISEMAN, Luke	19
3. 39 CASTILLO, Ryan	37.2	3. 31 PENGELLY, Dayne	34	23 CUNNINGHAM, Ty	19
4. 34 BARNHOUSE, Josh	37.1	4. 34 BARNHOUSE, Josh	27	4. 7 WHITE, Tommy	15
		5. 2 tied at.....	26	5. 33 PURSER, Daxton	14
Games started		Games finished		Games in relief	
1. 31 PENGELLY, Dayne	11	1. 23 CUNNINGHAM, Ty	16	1. 34 BARNHOUSE, Josh	24
2. 39 CASTILLO, Ryan	8	2. 34 BARNHOUSE, Josh	8	2. 23 CUNNINGHAM, Ty	19
33 PURSER, Daxton	8	3. 7 WHITE, Tommy	4	25 WISEMAN, Luke	19
4. 17 MOGEN, Cristian	5	33 PURSER, Daxton	4	4. 7 WHITE, Tommy	15
5. 3 tied at.....	4	5. 6 MCBROOM, Brian	3	5. 49 MESSMORE, Jack	11
Wild pitches		Balks		Hit batters	
1. 39 CASTILLO, Ryan	7	1. 35 MONTEFORTE, Presley	1	1. 35 MONTEFORTE, Presley	8
2. 33 PURSER, Daxton	6	25 WISEMAN, Luke	1	2. 31 PENGELLY, Dayne	7
3. 27 LOPEZ, David	5	49 MESSMORE, Jack	1	7 WHITE, Tommy	7
4. 31 PENGELLY, Dayne	3			4. 11 CORNELIUS, Matt	5
5. 5 tied at.....	2			27 LOPEZ, David	5
Intentional BB allowed		Runners picked off		Batters SO out looking	
		1. 33 PURSER, Daxton	1	1. 33 PURSER, Daxton	17
		11 CORNELIUS, Matt	1	2. 39 CASTILLO, Ryan	15
		8 ALVAREZ, Diego	1	31 PENGELLY, Dayne	15
				4. 7 WHITE, Tommy	10
				5. 2 tied at.....	9
Sac bunts allowed		Sac flies allowed		Hits allowed	
1. 34 BARNHOUSE, Josh	3	1. 49 MESSMORE, Jack	5	1. 34 BARNHOUSE, Josh	41
2. 31 PENGELLY, Dayne	2	2. 33 PURSER, Daxton	4	2. 39 CASTILLO, Ryan	53
3. 7 tied at.....	1	3. 34 BARNHOUSE, Josh	3	3. 31 PENGELLY, Dayne	58
		31 PENGELLY, Dayne	3	4. 33 PURSER, Daxton	67
		5. 4 tied at.....	2		
Runs allowed		Earned runs allowed		Walks allowed	
1. 34 BARNHOUSE, Josh	22	1. 34 BARNHOUSE, Josh	21	1. 39 CASTILLO, Ryan	12
2. 39 CASTILLO, Ryan	36	2. 39 CASTILLO, Ryan	33	2. 34 BARNHOUSE, Josh	14
3. 31 PENGELLY, Dayne	45	3. 31 PENGELLY, Dayne	39	3. 33 PURSER, Daxton	24
4. 33 PURSER, Daxton	49	4. 33 PURSER, Daxton	43	4. 31 PENGELLY, Dayne	30
Doubles allowed		Triples allowed		Home runs allowed	
1. 34 BARNHOUSE, Josh	11	1. 33 PURSER, Daxton	2	1. 31 PENGELLY, Dayne	1
2. 39 CASTILLO, Ryan	14	39 CASTILLO, Ryan	2	2. 34 BARNHOUSE, Josh	4
3. 31 PENGELLY, Dayne	16	31 PENGELLY, Dayne	2	39 CASTILLO, Ryan	4
4. 33 PURSER, Daxton	18	4. 34 BARNHOUSE, Josh	5	4. 33 PURSER, Daxton	7

SUPERLATIVES

INDIVIDUAL HIGHS

At bats:	6	-	(24 times)
Runs scored:	5	-	OTT, Ethan vs Washington State (Apr 12, 2025)
Hits:	5	-	ASBY, Will at San Diego State (05-04-25)
RBIs:	5	-	WASLEFSKY, Karsen vs UNLV (Mar 15, 2025)
	5	-	NEIL, Andrew vs UNLV (Mar 16, 2025)
	5	-	CARRIS, Akili vs Grand Canyon (Mar 25, 2025)
Doubles:	2	-	(20 times)
Triples:	1	-	(13 times)
Home runs:	2	-	(6 times)
Total bases:	10	-	ASBY, Will at San Diego State (05-04-25)
Walks:	3	-	(11 times)
Strikeouts:	4	-	MCALISTER, Josh at Nevada (Mar 21, 2025)
	4	-	MCALISTER, Josh at NM State (Apr 01, 2025)
	4	-	WOOD, Tye at UNLV (Apr 17, 2025)
Sac hits:	2	-	ASBY, Will vs Seton Hall (Feb 16, 2025 at Scottsdale, Ariz.)
	2	-	WALKER, Khalil vs N. Colorado (Feb 22, 2025)
Sac flies:	2	-	OTT, Ethan vs Seton Hall (Feb 16, 2025 at Scottsdale, Ariz.)
Stolen bases:	2	-	(4 times)
Hit by pitch:	2	-	WOOD, Tye vs Rhode Island (Mar 02, 2025)
	2	-	MCALISTER, Josh vs Rhode Island (Mar 02, 2025)
Caught stealing:	1	-	(14 times)
Runners LOB:	7	-	CARRIS, Akili vs Washington State (Apr 13, 2025)

Fielding

Putouts:	18	-	WILLIAMS, Brodey at Nevada (Mar 21, 2025)
Assists:	7	-	MCALISTER, Josh vs Rhode Island (Mar 02, 2025)
Errors:	2	-	WASLEFSKY, Karsen vs UNLV (Mar 16, 2025)
	2	-	CARRIS, Akili at Fresno State (Apr 04, 2025)
	2	-	CARRIS, Akili at San Diego State (05-02-25)
Passed balls:	3	-	BANISTER, Luke at Tarleton State (Mar 08, 2025)

Pitching

Innings pitched:	8.0	-	CASTILLO, Ryan vs UNLV (Mar 15, 2025)
Runs allowed:	9	-	PURSER, Daxton vs N. Colorado (Feb 22, 2025)
	9	-	ALVAREZ, Diego vs Rhode Island (Feb 28, 2025)
Earned runs:	9	-	PURSER, Daxton vs N. Colorado (Feb 22, 2025)
	9	-	ALVAREZ, Diego vs Rhode Island (Feb 28, 2025)
Walks allowed:	6	-	PENGELLY, Dayne at Nevada (Mar 23, 2025)
Strikeouts:	11	-	PURSER, Daxton at Nevada (Mar 21, 2025)
Hits allowed:	11	-	PURSER, Daxton vs Washington State (Apr 11, 2025)
	11	-	PURSER, Daxton vs San Jose State (Apr 25, 2025)
Doubles allowed:	5	-	PENGELLY, Dayne vs Washington State (Apr 13, 2025)
Triples allowed:	2	-	ALVAREZ, Diego vs Rhode Island (Feb 28, 2025)
	2	-	ALVAREZ, Diego at Tarleton State (Mar 07, 2025)
	2	-	LOPEZ, David at Tarleton State (Mar 08, 2025)
Homers allowed:	3	-	LOPEZ, David vs Rhode Island (Mar 01, 2025)
Wild pitches:	3	-	LOPEZ, David vs UC Irvine (Feb 15, 2025 at Mesa, AZ)
Hit batters:	3	-	LOPEZ, David vs N. Colorado (Feb 22, 2025)

TEAM HIGHS

At bats:	48	-	vs N. Colorado (Feb 21, 2025)
Runs scored:	25	-	vs San Jose State (Apr 25, 2025)
Hits:	23	-	vs N. Colorado (Feb 21, 2025)
RBIs:	24	-	vs Washington State (Apr 12, 2025)
Doubles:	8	-	vs Washington State (Apr 12, 2025)
Triples:	2	-	vs Austin Peay (Feb 14, 2025 at Mesa, Arizona)
Home runs:	6	-	at UNLV (Apr 17, 2025)
Total bases:	37	-	vs N. Colorado (Feb 22, 2025)
Walks:	11	-	vs Rhode Island (Mar 02, 2025)
	11	-	at NM State (Apr 15, 2025)
	11	-	vs San Jose State (Apr 25, 2025)
Strikeouts:	22	-	at Nevada (Mar 21, 2025)
Sac hits:	3	-	vs Seton Hall (Feb 16, 2025 at Scottsdale, Ariz.)
Sac flies:	3	-	vs San Jose State (Apr 25, 2025)
Stolen bases:	5	-	vs N. Colorado (Feb 21, 2025)
Hit by pitch:	6	-	vs Washington State (Apr 12, 2025)
Caught stealing:	2	-	vs N. Colorado (Feb 23, 2025)
Runners LOB:	19	-	at Nevada (Mar 21, 2025)
Hit into DP:	3	-	vs Air Force (Mar 28, 2025)
	3	-	at UNLV (Apr 19, 2025)

Fielding

Putouts:	36	-	at Nevada (Mar 21, 2025)
Assists:	17	-	vs Rhode Island (Mar 02, 2025)
Errors:	3	-	at Tarleton State (Mar 07, 2025)
	3	-	vs UNLV (Mar 16, 2025)
Passed balls:	3	-	at Tarleton State (Mar 08, 2025)
DPs turned:	3	-	vs Washington State (Apr 13, 2025)

Pitching

Innings pitched:	12.0	-	at Nevada (Mar 21, 2025)
Runs allowed:	20	-	at Nevada (Mar 22, 2025)
Earned runs:	20	-	at Nevada (Mar 22, 2025)
Walks allowed:	13	-	at UNLV (Apr 18, 2025)
Strikeouts:	17	-	at Nevada (Mar 21, 2025)
Hits allowed:	21	-	at Nevada (Mar 22, 2025)
Doubles allowed:	9	-	at Nevada (Mar 22, 2025)
Triples allowed:	3	-	vs Rhode Island (Feb 28, 2025)
	3	-	vs Rhode Island (Mar 01, 2025)
	3	-	at Tarleton State (Mar 07, 2025)
Homers allowed:	4	-	vs Rhode Island (Mar 01, 2025)
Wild pitches:	3	-	(4 times)
Hit batters:	5	-	vs UC Irvine (Feb 15, 2025 at Mesa, AZ)

MISCELLANEOUS

TIME OF GAME

Longest game, innings	12, March 21 at Nevada
Longest game, time (9 innings)	3:40, April 13 vs Washington State (G2)
Shortest game, time (9 innings)	2:15, Feb. 14 vs Austin Peay
Shortest game, time	1:55, Feb. 18 at Arizona, 7 inn.

IN A THREE-GAME SERIES

BY UNM

Most runs	56, April 25-27 vs. San Jose State
Most hits	60, April 25-27 vs. San Jose State
Most errors	5, March 14-16 vs. UNLV
	5, April 17-19 at UNLV
Fewest errors	1, March 21-23 at Nevada
	1, April 11-13 vs. Washington State

BY OPPONENT

Fewest runs	17, March 14-16 vs. UNLV
Fewest hits	35, April 25-27 vs. San Jose State
	35, May 2-4 at San Diego State
Most errors	9, April 25-27 vs. San Jose State

2025 BATTING GAME BY GAME

Date	Opponent	ab	r	h	rbi	2b	3b	hr	tb	bb	ibb	sb	cs	hbp	sac	sf	gdp	k	po	a	e	lob	avg
Feb 14	vs Austin Peay	38	9	11	9	4	2	1	22	6	0	0	0	5	0	0	0	15	27	5	0	13	.289
Feb 15	vs UC Irvine	30	4	4	4	2	0	1	9	4	0	0	0	1	0	1	0	10	27	7	2	5	.221
Feb 16	vs Seton Hall	25	5	8	4	1	0	1	12	3	0	1	0	0	3	2	1	3	27	6	0	4	.247
Feb 18	at Arizona	24	0	4	0	0	0	0	4	0	0	0	1	1	0	0	0	6	19	6	1	4	.231
Feb 21	N. COLORADO	48	15	23	14	6	0	0	29	3	0	5	0	1	0	1	1	6	27	12	1	11	.303
Feb 22	N. COLORADO	41	11	16	8	4	1	0	22	2	0	1	1	1	2	2	0	5	27	7	1	10	.320
Feb 22	N. COLORADO	39	13	16	13	4	1	5	37	7	0	0	0	1	0	0	1	7	27	11	1	10	.335
Feb 23	N. COLORADO	34	12	14	11	2	0	2	22	6	0	4	2	2	0	1	2	4	27	14	1	7	.344
Feb 25	NM STATE	32	7	9	7	1	1	1	15	2	0	0	0	3	0	1	1	9	27	14	0	7	.338
Feb 28	RHODE ISLAND	42	13	15	12	4	1	4	33	6	0	0	0	0	1	0	2	5	27	14	1	9	.340
Mar 01	RHODE ISLAND	39	15	17	13	5	0	1	25	8	0	2	0	1	0	1	1	9	27	13	1	10	.349
Mar 02	RHODE ISLAND	27	8	10	6	3	1	2	21	6	0	1	0	0	0	0	1	2	21	11	0	7	.351
Mar 02	RHODE ISLAND	29	10	6	9	0	1	1	11	11	0	3	1	5	0	0	2	6	27	17	2	11	.342
Mar 07	at Tarleton State	36	4	10	4	4	0	2	20	1	0	1	0	2	1	0	0	11	24	8	3	9	.337
Mar 08	at Tarleton State	24	0	3	0	0	0	0	3	4	0	0	0	0	0	0	1	6	18	11	0	7	.327
Mar 08	at Tarleton State	38	6	13	6	2	0	1	18	3	0	0	1	0	0	1	0	4	24	10	1	9	.328
Mar 09	at Tarleton State	32	3	7	3	3	0	0	10	3	0	1	1	1	0	0	0	11	25	9	1	6	.322
*Mar 14	UNLV	40	12	16	12	3	1	2	27	3	0	0	1	0	0	0	0	5	27	12	0	7	.327
*Mar 15	UNLV	33	13	14	13	3	0	1	20	9	0	0	1	2	0	1	1	3	24	15	2	9	.332
*Mar 16	UNLV	37	11	13	11	2	0	3	24	6	0	0	0	2	0	1	0	6	27	6	3	10	.333
*Mar 21	at Nevada	46	6	13	5	2	1	1	20	9	1	0	0	3	2	1	0	22	36	10	0	19	.330
*Mar 22	at Nevada	28	4	8	4	2	0	2	16	0	0	0	0	0	0	0	0	3	18	6	1	3	.328
*Mar 23	at Nevada	39	5	12	4	3	0	2	21	1	0	0	0	1	1	0	0	10	24	11	0	10	.327
Mar 25	GRAND CANYON	34	12	9	10	2	0	4	23	4	0	0	0	0	0	0	1	5	27	13	1	2	.325
*Mar 28	AIR FORCE	33	7	13	7	3	0	1	19	6	0	0	0	0	0	1	3	5	27	7	1	9	.327
*Mar 29	AIR FORCE	34	12	10	12	1	0	3	20	5	1	1	0	1	0	0	0	7	27	9	1	4	.326
*Mar 30	AIR FORCE	30	1	4	0	1	0	0	5	6	0	0	0	1	0	0	1	7	27	16	1	9	.320
Apr 01	at NM State	45	15	17	15	4	0	3	30	5	0	0	0	1	0	0	0	17	27	8	2	9	.322
*Apr 04	at Fresno State	36	5	9	5	2	0	3	20	2	0	0	1	0	0	0	0	15	24	8	2	6	.320
*Apr 05	at Fresno State	35	3	8	3	2	0	1	13	4	0	0	1	0	0	0	0	9	24	11	1	9	.317
*Apr 06	at Fresno State	37	7	9	7	2	0	0	11	3	0	0	0	1	0	1	0	9	24	6	1	8	.314
Apr 08	TEXAS TECH	35	15	16	13	3	0	3	28	10	1	0	1	1	0	1	1	6	24	6	1	11	.319
*Apr 11	WASHINGTON STATE	38	10	17	10	5	0	2	28	6	0	2	1	1	0	0	1	4	27	11	0	11	.323
*Apr 12	WASHINGTON STATE	38	24	20	24	8	0	1	31	8	0	0	0	6	0	2	1	3	21	9	0	11	.329
*Apr 13	WASHINGTON STATE	40	11	15	9	1	1	2	24	6	0	0	0	2	0	1	1	6	27	10	1	11	.331
Apr 15	at NM State	35	12	10	12	3	0	1	16	11	0	0	0	2	0	2	0	9	27	5	2	11	.330
*Apr 17	at UNLV	41	13	15	12	2	0	6	35	4	0	1	0	0	0	1	0	10	27	6	2	6	.331
*Apr 18	at UNLV	36	3	9	3	1	1	0	12	2	0	0	0	0	0	0	0	10	24	6	2	8	.329
*Apr 19	at UNLV	31	6	9	5	2	0	1	14	9	1	1	0	1	1	1	3	3	27	15	1	10	.328
Apr 22	NM STATE	34	7	10	6	3	0	2	19	5	0	0	0	1	0	0	1	7	27	9	0	9	.327
*Apr 25	SAN JOSE STATE	37	25	21	21	5	0	2	32	11	0	1	0	0	0	3	0	5	21	6	2	8	.333
*Apr 26	SAN JOSE STATE	36	19	20	17	4	0	3	33	3	0	0	1	0	0	0	2	7	21	8	0	2	.338
*Apr 27	SAN JOSE STATE	46	12	19	12	4	0	2	29	2	0	0	0	0	0	1	0	9	27	12	1	10	.341
*05-02-25	at San Diego State	39	9	11	9	2	0	0	13	8	0	0	0	1	0	2	1	10	30	12	2	11	.339
*05-03-25	at San Diego State	37	9	11	9	5	1	0	18	8	0	2	0	1	0	0	0	6	27	10	2	10	.338
*05-04-25	at San Diego State	45	15	19	15	2	0	5	36	4	0	2	0	0	1	0	1	8	27	9	0	8	.341
Totals		1653	438	563	408	127	13	78	950	235	4	29	14	52	12	29	31	345	1175	447	48	390	.341

2025 PITCHING GAME BY GAME

Date	Opponent	ip	h	r	er	bb	so	2b	3b	hr	wp	bk	hbp	dp	ibb	score	w-l	sv	era
Feb 14	vs Austin Peay	9.0	8	6	6	3	10	1	1	2	1	0	1	0	0	9-6	1-0	1	6.00
Feb 15	vs UC Irvine	9.0	15	18	17	9	13	5	0	2	3	0	5	0	0	4-18	1-1	1	11.50
Feb 16	vs Seton Hall	9.0	10	3	3	2	8	3	1	0	0	0	1	0	0	5-3	2-1	2	8.67
Feb 18	at Arizona	6.1	11	10	10	3	6	3	2	1	1	0	2	0	0	0-10	2-2	2	9.72
Feb 21	N. COLORADO	9.0	20	16	15	2	7	6	0	0	1	0	2	1	0	15-16	2-3	2	10.84
Feb 22	N. COLORADO	9.0	15	15	14	7	8	5	1	0	3	0	4	1	0	11-15	2-4	2	11.40
Feb 22	N. COLORADO	9.0	9	4	4	3	8	1	0	1	0	0	1	1	0	13-4	3-4	3	10.29
Feb 23	N. COLORADO	9.0	12	7	6	3	7	2	0	1	1	0	1	2	0	12-7	4-4	3	9.74
Feb 25	NM STATE	9.0	2	0	0	3	9	1	0	0	0	0	1	2	0	7-0	5-4	3	8.62
Feb 28	RHODE ISLAND	9.0	14	14	14	4	9	3	3	3	0	0	2	1	0	13-14	5-5	3	9.17
Mar 01	RHODE ISLAND	9.0	16	14	14	6	4	1	3	4	1	0	0	2	0	15-14	6-5	4	9.62
Mar 02	RHODE ISLAND	7.0	9	4	4	3	6	0	2	2	0	0	0	1	0	8-4	7-5	4	9.32
Mar 02	RHODE ISLAND	9.0	10	9	8	6	9	4	0	1	1	0	2	1	0	10-9	8-5	5	9.21
Mar 07	at Tarleton State	8.0	10	10	9	4	7	0	3	1	0	1	1	0	0	4-10	8-6	5	9.27
Mar 08	at Tarleton State	6.0	8	4	4	1	4	1	2	0	0	0	2	1	0	0-4	8-7	5	9.12
Mar 08	at Tarleton State	8.0	8	9	6	5	11	4	0	0	2	0	1	0	0	6-9	8-8	5	8.98
Mar 09	at Tarleton State	8.1	7	4	4	7	4	3	1	0	0	0	1	1	0	3-4	8-9	5	8.71
*Mar 14	UNLV	9.0	11	6	6	5	7	5	0	2	2	0	0	1	0	12-6	9-9	5	8.55
*Mar 15	UNLV	8.0	8	3	3	0	8	3	0	0	1	0	0	0	0	13-3	10-9	5	8.29
*Mar 16	UNLV	9.0	18	8	5	1	7	3	0	0	0	0	0	1	0	11-8	11-9	5	8.11
*Mar 21	at Nevada	12.0	9	4	4	6	17	3	1	0	0	0	1	1	0	6-4	12-9	6	7.77
*Mar 22	at Nevada	6.0	21	20	20	4	4	9	1	2	1	0	2	1	0	4-20	12-10	6	8.49
*Mar 23	at Nevada	8.0	8	7	7	8	9	1	0	2	0	0	0	0	0	5-7	12-11	6	8.46
Mar 25	GRAND CANYON	9.0	16	10	9	8	5	1	1	1	0	0	2	1	0	12-10	13-11	7	8.48
*Mar 28	AIR FORCE	9.0	8	4	4	2	12	3	0	0	1	0	1	0	0	7-4	14-11	8	8.29
*Mar 29	AIR FORCE	9.0	8	7	7	8	10	2	0	2	3	0	2	1	0	12-7	15-11	8	8.24
*Mar 30	AIR FORCE	9.0	11	7	6	6	8	4	1	0	0	0	1	1	0	1-7	15-12	8	8.15
Apr 01	at NM State	9.0	11	10	10	6	11	4	0	1	0	1	3	0	0	15-10	16-12	8	8.22
*Apr 04	at Fresno State	8.0	10	12	10	5	5	3	1	0	0	0	2	0	0	5-12	16-13	8	8.32
*Apr 05	at Fresno State	8.0	13	11	7	5	4	6	0	2	0	1	3	1	0	3-11	16-14	8	8.31
*Apr 06	at Fresno State	8.0	17	13	11	7	10	3	0	1	2	0	1	0	0	7-13	16-15	8	8.43
Apr 08	TEXAS TECH	8.0	8	5	5	2	6	3	0	0	0	0	1	0	0	15-5	17-15	8	8.35
*Apr 11	WASHINGTON STATE	9.0	17	9	9	4	5	2	0	1	0	0	0	0	0	10-9	18-15	9	8.37
*Apr 12	WASHINGTON STATE	7.0	16	14	14	2	7	2	0	1	1	0	1	0	0	24-14	19-15	9	8.60
*Apr 13	WASHINGTON STATE	9.0	15	16	16	10	7	6	1	2	1	0	4	3	0	11-16	19-16	9	8.83
Apr 15	at NM State	9.0	11	10	9	11	13	1	0	0	2	0	3	1	0	12-10	20-16	10	8.83
*Apr 17	at UNLV	9.0	9	7	5	6	6	1	0	1	0	0	0	0	0	13-7	21-16	10	8.72
*Apr 18	at UNLV	8.0	8	10	9	13	6	0	0	1	0	0	2	0	0	3-10	21-17	10	8.76
*Apr 19	at UNLV	9.0	9	3	2	3	5	2	0	0	0	0	0	1	0	6-3	22-17	11	8.57
Apr 22	NM STATE	9.0	6	6	6	4	6	1	0	1	0	0	1	0	0	7-6	23-17	12	8.51
*Apr 25	SAN JOSE STATE	7.0	11	5	4	2	9	3	1	1	0	0	0	2	0	25-5	24-17	12	8.44
*Apr 26	SAN JOSE STATE	7.0	8	3	3	0	7	3	1	0	0	0	1	2	0	19-3	25-17	12	8.35
*Apr 27	SAN JOSE STATE	9.0	16	14	11	4	8	7	1	2	0	0	2	0	0	12-14	25-18	12	8.41
*05-02-25	at San Diego State	10.0	10	7	4	7	8	2	1	0	3	0	1	1	0	9-7	26-18	12	8.29
*05-03-25	at San Diego State	9.0	12	8	5	2	8	2	1	1	1	0	2	1	0	9-8	27-18	13	8.21
*05-04-25	at San Diego State	9.0	13	7	7	3	6	6	0	0	2	0	0	2	0	15-7	28-18	13	8.18
Totals		391.2	522	393	356	215	354	134	30	42	34	3	63	35	0	438-393	28-18	13	8.18

2025 LINE SCORES

Feb 14, 2025 at Mesa, Arizona

Score by Innings	1	2	3	4	5	6	7	8	9	R	H	E
New Mexico	0	4	0	1	1	0	1	2	0	-	9	11 0
Austin Peay	2	0	0	0	1	0	3	0	0	-	6	8 0
WP-BARNHOUSE, Josh (1-0)	Save-PURSER, Daxton(1) LP-SHATWELL, Kade (0-1) T-2:15 A-39											
HR UNM - MCALESTER, Josh (1)												
HR APSU - SZAKO, Brody (1), FREEMAN, Gus (1)												

Feb 15, 2025 at Mesa, AZ

Score by Innings	1	2	3	4	5	6	7	8	9	R	H	E
UC Irvine	0	3	1	0	3	0	7	0	4	-	18	15 0
New Mexico	0	0	0	0	0	3	0	0	1	-	4	4 2
WP-Ross, Jack (1-0)	LP-LOPEZ, David (0-1) T-3:24 A-545											
HR UCI - Call, Chase, McCombs, Jacob												
HR UNM - WOOD, Tye												

Feb 16, 2025 at Scottsdale, Ariz.

Score by Innings	1	2	3	4	5	6	7	8	9	R	H	E
Seton Hall	0	0	0	0	0	1	0	1	1	-	3	10 1
New Mexico	0	2	0	0	0	1	0	2	X	-	5	8 0
WP-CASTILLO, Ryan (1-0)	Save-CUNNINGHAM, Ty(1) LP-HANSEN (0-1) T-2:44 A-0											
HR UNM - MCALESTER, Josh												

Feb 18, 2025 at Tucson, Ariz.

Score by Innings	1	2	3	4	5	6	7	R	H	E	
New Mexico	0	0	0	0	0	0	0	-	0	4	1
Arizona	0	0	0	3	3	2	2	-	10	11	0
WP-Hicks, G. (1-0) LP-ALVAREZ, Diego (0-1) T-1:58 A-2198											
HR ARIZ - Guzman, A. (1)											

Feb 21, 2025 at Albuquerque, N.M.

Score by Innings	1	2	3	4	5	6	7	8	9	R	H	E
N. Colorado	2	5	1	0	8	0	0	0	0	-	16	20 0
New Mexico	5	0	3	1	0	2	2	0	2	-	15	23 1
WP-Mason Bright (1-0)	Save-Jack Tuttle(2) LP-MESSMORE, Jake (0-1) T-3:09 A-530											

Feb 22, 2025 at Albuquerque, N.M.

Score by Innings	1	2	3	4	5	6	7	8	9	R	H	E
N. Colorado	2	0	0	2	0	2	4	1	4	-	15	15 3
New Mexico	1	4	2	0	2	0	1	1	1	-	11	16 1
WP-Brady Hudson (1-0)	LP-PURSER, Daxton (0-1) T-3:11 A-0											

Feb 22, 2025 at Albuquerque, N.M.

Score by Innings	1	2	3	4	5	6	7	8	9	R	H	E
N. Colorado	2	1	1	0	0	0	0	0	0	-	4	9 0
New Mexico	2	4	2	2	1	0	0	X	-	13	16 1	
WP-ALVAREZ, Diego (1-1) Save-CUNNINGHAM, Ty(2) LP-Dylan Smith (0-1) T-2:26 A-657												
HR UNC - Kai Wagner (2)												
HR UNM - ASBY, Will (1), ORIACH, Jordy (1), OTT, Ethan (1), HERD, Caleb (1), WASLEFSKY, Kar												

Feb 23, 2025 at Albuquerque, N.M.

Score by Innings	1	2	3	4	5	6	7	8	9	R	H	E
N. Colorado	0	0	3	1	1	0	0	0	2	-	7	12 1
New Mexico	3	5	0	0	0	3	0	1	X	-	12	14 1
WP-WHITE, Tommy (1-0)	LP-Lucas Stone (0-1) T-3:00 A-685											
HR UNC - Jake Bullard (1)												
HR UNM - ORiach, Jordy (2), WALKER, Khalil (1)												

Feb 25, 2025 at Albuquerque, N.M.

Score by Innings	1	2	3	4	5	6	7	8	9	R	H	E
NM State	0	0	0	0	0	0	0	0	0	-	0	2 1
New Mexico	0	1	5	0	0	0	0	1	X	-	7	9 0
WP-PENGELLY, Dayne (1-0)	LP-Matthew Yarc (0-1) T-2:23 A-1005											
HR UNM - ORiach, Jordy (3)												

Feb 28, 2025 at Albuquerque, N.M.

Score by Innings	1	2	3	4	5	6	7	8	9	R	H	E
Rhode Island	1	4	1	1	2	0	0	3	2	-	14	14 2
New Mexico	1	5	2	0	3	0	0	2	0	-	13	15 1
WP-Joe Sabbath (1-0)	LP-PURSER, Daxton (0-2) T-3:19 A-506											
HR URI - Anthony DePino 2 (3), Jack Hopko (2)												
HR UNM - ORiach, Jordy (4), MCALESTER, Josh 2 (4), WALKER, Khalil (2)												

Mar 01, 2025 at Albuquerque, N.M.

Score by Innings	1	2	3	4	5	6	7	8	9	R	H	E
Rhode Island	3	0	2	0	2	0	5	2	0	-	14	16 2
New Mexico	4	2	1	0	2	5	1	0	X	-	15	17 1
WP-LOPEZ, David (1-1)	Save-CUNNINGHAM, Ty(1) LP-Jake Cullen (0-1) T-3:18 A-427											
HR URI - Anthony DePino (4), DJ Perron 2 (5), Nic Notarangelo (1)												
HR UNM - OTT, Ethan (2)												

Mar 02, 2025 at Albuquerque, N.M.

Score by Innings	1	2	3	4	5	6	7	R	H	E	
Rhode Island	0	0	1	0	2	0	1	-	4	9	0
New Mexico	0	5	1	2	0	0	X	-	8	10	0
WP-CASTILLO, Ryan (2-0) LP-Connor Johnston (0-2) T-2:10 A-0											
HR URI - Anthony DePino 2 (6)											
HR UNM - ASBY, Will (2), MCALESTER, Josh (5)											

Mar 02, 2025 at Albuquerque, N.M.

Score by Innings	1	2	3	4	5	6	7	8	9	R	H	E
Rhode Island	0	0	1	3	2	1	1	0	1	-	9	10 1
New Mexico	2	0	5	0	0	1	2	0	X	-	10	6 2
WP-WISEMAN, Luke (1-0)	Save-CUNNINGHAM, Ty(4) LP-Parker Aikens (1-2) T-3:24 A-643											
HR URI - Anthony DePino (7)												
HR UNM - BANISTER, Luke (1)												

Mar 07, 2025 at Stephenville, Texas

Score by Innings	1	2	3	4	5	6	7	8	9	R	H	E
New Mexico	2	0	0	0	1	0	1	0	0	-	4	10 3
Tarleton State	1	0	0	0	0	4	5	0	X	-	10	10 0
WP-Lucas, A (1-2)	LP-ALVAREZ, Diego (1-2) T-2:47 A-110											
HR UNM - ORiach, Jordy 2 (6)												
HR TSU - Shirey, I. (2)												

Mar 08, 2025 at Stephenville, Texas

April 08, 2025 at Stephenville, Texas

Score by Innings	1	2	3	4	5	6	7	R	H	E	
New Mexico	0	0	0	0	0	0	0	-	0	3	0
Tarleton State	0	0	2	2	0	0	X	-	4	8	1

WP-Panneton, B. (2-1) LP-LOPEZ, David (1-2) T-2:00 A-337

Mar 08, 2025 at Stephenville, Texas

Score by Innings	1	2	3	4	5	6	7	8	9	R	H	E
New Mexico	0	0	0	3	0	0	2	0	1	-	6	13 1
Tarleton State	3	2	0	0	1	0	3	0	X	-	9	8 1
WP-Olson, T. (1-1)	LP-CASTILLO, Ryan (2-1) T-3:05 A-298											
HR UNM - TRUJILLO, Gene (1)												

Mar 09, 2025 at Stephenville, Texas

Score by Innings	1	2	3	4	5	6	7	8	9	R	H	E
New Mexico	3	0	0	0	0	0	0	0	0	-	3	7 1
Tarleton State	0	1	0	0	0	1	0	0	2	-	4	7 0
WP-Jaques, E. (3-0)	LP-CUNNINGHAM, Ty (0-1) T-2:42 A-355											

Mar 14, 2025 at Albuquerque, N.M.

Score by Innings	1	2	3	4	5	6	7	8	9	R	H	E
UNLV	1	0	1	0	0	4	0	0	0	-	6	11 1
New Mexico	0	0	0	5	3	0	0	4	X	-	12	16 0
WP-PURSER, Daxton (1-2)	LP-LANE (1-2) T-2:35 A-237											
HR LV - TOIGO (7), MYRO (2)												
HR UNM - OTT, Ethan (3), MCALESTER, Josh (6)												

Mar 15, 2025 at Albuquerque, N.M.

Score by Innings	1	2	3	4	5	6	7	8	R	H	E
UNLV	1	0	2	0	0	0	0	0	3	8	0
New Mexico	0	3	5	0	2	0	0	3	13	14	2
WP-CASTILLO, Ryan (3-1) LP-MERCURIUS (1-2) T-2:30 A-400											
HR UNM - HERD, Caleb (2)											

Mar 16, 2025 at Albuquerque, N.M.

Score by Innings	1	2	3	4	5	6	7	8	9	R	H	E
UNLV	1	0	0	0	0	3	4	0	0	-	8	18 1

2025 HOME RUN TRACKER

NO.	PLAYER	GM#	DATE	OPPONENT	ON BASE	INN	OUTS	COUNT	SCORE	FINAL
1	MCALISTER, J	1	Feb 14	vs Austin Peay	0...	7	1	1-2	6-3	W 9-6
2	WOOD, T.	2	Feb 15	vs UC Irvine	* 0...	6	0	3-1	0-7	L 4-18
3	MCALISTER, J	3	Feb 16	vs Seton Hall	.1..	2	2	2-1	0-0	W 5-3
4	ORIACH, J.	7	Feb 22	N. Colorado	.1..	1	1	0-1	0-2	W 13-4
5	HERD, C.	7	Feb 22	N. Colorado	.1..	2	1	2-0	2-3	W 13-4
6	ASBY, W.	7	Feb 22	N. Colorado	* 0...	3	0	2-2	4-4	W 13-4
7	OTT, E.	7	Feb 22	N. Colorado	.1..	3	0	1-2	5-4	W 13-4
8	WASLESFKY, K	7	Feb 22	N. Colorado	0...	6	2	2-1	12-4	W 13-4
9	WALKER, K.	8	Feb 23	N. Colorado	* 0...	6	0	2-0	8-5	W 12-7
10	ORIACH, J.	8	Feb 23	N. Colorado	* 0...	8	0	0-0	11-5	W 12-7
11	ORIACH, J.	9	Feb 25	NM State	..2.	3	0	2-2	3-0	W 7-0
12	MCALISTER, J	10	Feb 28	Rhode Island	.1..	2	0	1-2	1-5	L 13-14
13	WALKER, K.	10	Feb 28	Rhode Island	0...	2	0	1-2	3-5	L 13-14
14	ORIACH, J.	10	Feb 28	Rhode Island	.1..	2	1	0-1	4-5	L 13-14
15	MCALISTER, J	10	Feb 28	Rhode Island	.1..	5	1	2-2	8-9	L 13-14
16	OTT, E.	11	Mar 01	Rhode Island	...3	6	2	0-1	10-7	W 15-14
17	MCALISTER, J	12	Mar 02	Rhode Island	0...	3	1	0-2	5-1	W 8-4
18	ASBY, W.	12	Mar 02	Rhode Island	.1..	4	1	1-0	6-1	W 8-4
19	BANISTER, L.	13	Mar 02	Rhode Island	...3	3	0	2-1	3-1	W 10-9
20	ORIACH, J.	14	Mar 07	at Tarleton State	.1..	1	1	0-2	0-0	L 4-10
21	ORIACH, J.	14	Mar 07	at Tarleton State	0...	7	2	1-1	3-5	L 4-10
22	TRUJILLO, G.	16	Mar 08	at Tarleton State	.1..	4	2	2-1	1-5	L 6-9
23	OTT, E.	18	Mar 14	UNLV	.1..	4	0	1-1	0-2	W 12-6
24	MCALISTER, J	18	Mar 14	UNLV	.1..	8	2	2-2	10-6	W 12-6
25	HERD, C.	19	Mar 15	UNLV	..2.	3	2	0-1	5-3	W 13-3
26	NEIL, A.	20	Mar 16	UNLV	* 0...	1	0	2-1	0-1	W 11-8
27	ORIACH, J.	20	Mar 16	UNLV	..2.	6	2	1-2	2-8	W 11-8
28	NEIL, A.	20	Mar 16	UNLV	..2.	9	1	1-1	8-8	W 11-8
29	NEIL, A.	21	Mar 21	at Nevada	0...	6	2	1-2	1-0	W 6-4
30	OTT, E.	22	Mar 22	at Nevada	0...	4	1	0-0	0-10	L 4-20
31	HERD, C.	22	Mar 22	at Nevada	* 0...	7	0	1-2	3-20	L 4-20
32	ASBY, W.	23	Mar 23	at Nevada	0...	3	1	0-0	1-2	L 5-7
33	MCALISTER, J	23	Mar 23	at Nevada	0...	8	1	0-0	4-4	L 5-7
34	MCALISTER, J	24	Mar 25	Grand Canyon	* 0...	2	0	0-2	0-1	W 12-10
35	ORIACH, J.	24	Mar 25	Grand Canyon	0...	3	2	2-2	1-1	W 12-10
36	CARRIS, A.	24	Mar 25	Grand Canyon	..2.	5	2	0-0	4-5	W 12-10
37	NEIL, A.	24	Mar 25	Grand Canyon	* 0...	7	0	3-1	7-10	W 12-10
38	MCALISTER, J	25	Mar 28	Air Force	.1..	3	2	0-0	2-0	W 7-4
39	OTT, E.	26	Mar 29	Air Force	.1..	1	2	1-0	0-2	W 12-7
40	ASBY, W.	26	Mar 29	Air Force	.1..	3	1	2-1	9-4	W 12-7
41	WASLESFKY, K	26	Mar 29	Air Force	* 0...	5	0	0-1	11-6	W 12-7
42	ORIACH, J.	28	Apr 01	at NM State	..2.	1	0	2-1	0-0	W 15-10
43	MANSY, L.	28	Apr 01	at NM State	..2.	4	2	3-2	5-5	W 15-10
44	ASBY, W.	28	Apr 01	at NM State	..2.	8	2	0-0	12-8	W 15-10
45	OTT, E.	29	Apr 04	at Fresno State	0...	4	2	1-0	0-4	L 5-12
46	WALKER, K.	29	Apr 04	at Fresno State	.1..	5	2	3-2	1-4	L 5-12
47	OTT, E.	29	Apr 04	at Fresno State	* 0...	8	0	2-2	4-11	L 5-12
48	ORIACH, J.	30	Apr 05	at Fresno State	0...	4	2	1-1	0-4	L 3-11
49	ASBY, W.	32	Apr 08	Texas Tech	.1..	1	0	1-1	0-0	W 15-5
50	ORIACH, J.	32	Apr 08	Texas Tech	0...	1	0	0-0	2-0	W 15-5
51	WOOD, T.	32	Apr 08	Texas Tech	* 0...	4	0	0-2	7-1	W 15-5
52	WILLIAMS, B.	33	Apr 11	Washington State	* 0...	4	0	3-2	2-4	W 10-9
53	OTT, E.	33	Apr 11	Washington State	0...	6	2	1-0	7-8	W 10-9
54	OTT, E.	34	Apr 12	Washington State	.1..	1	2	1-0	0-2	W 24-14
55	HERD, C.	35	Apr 13	Washington State	.1..	4	0	0-0	1-11	L 11-16
56	WASLESFKY, K	35	Apr 13	Washington State	* 0...	9	0	1-1	8-16	L 11-16
57	ASBY, W.	36	April 15	at NM State	* 0	3	0	1-2	10-5	W 12-10
58	MCALISTER, J	37	Apr 17	at UNLV	* 0...	3	0	3-1	0-2	W 13-7
59	MCALISTER, J	37	Apr 17	at UNLV	* 0...	4	0	1-1	5-2	W 13-7
60	ASBY, W.	37	Apr 17	at UNLV	0...	4	2	0-2	6-2	W 13-7
61	ORIACH, J.	37	Apr 17	at UNLV	0...	6	1	1-1	9-2	W 13-7
62	OTT, E.	37	Apr 17	at UNLV	0...	6	1	0-0	10-2	W 13-7
63	OTT, E.	37	Apr 17	at UNLV	.1..	8	1	1-0	11-6	W 13-7
64	MCALISTER, J	39	Apr 19	at UNLV	.1..	2	2	0-2	0-0	W 6-3
65	WOOD, T.	40	Apr 22	NM State	* 0...	1	0	3-1	0-0	W 7-6
66	ASBY, W.	40	Apr 22	NM State	* 0...	3	0	0-0	1-0	W 7-6
67	WASLESFKY, K	41	Apr 25	San Jose State	..2.	6	1	0-1	19-5	W 25-5
68	TRUJILLO, G.	41	Apr 25	San Jose State	..2.	6	2	3-2	22-5	W 25-5
69	WALKER, K.	42	Apr 26	San Jose State	.1..	3	1	0-2	0-0	W 19-3
70	ASBY, W.	42	Apr 26	San Jose State	..2.	4	2	1-0	6-0	W 19-3
71	TRUJILLO, G.	42	Apr 26	San Jose State	..2.	6	0	1-0	12-2	W 19-3
72	WILLIAMS, B.	43	Apr 27	San Jose State	0...	5	1	2-1	6-10	L 12-14
73	ORIACH, J.	43	Apr 27	San Jose State	0...	9	2	3-1	11-14	L 12-14
74	WASLESFKY, K	46	May 4	at San Diego State	* 0...	5	0	0-0	1-5	W 15-7
75	BRASS, C.	46	May 4	at San Diego State	0...	6	1	0-2	4-6	W 15-7
76	WOOD, T.	46	May 4	at San Diego State	* 0...	8	0	2-1	8-6	W 15-7
77	ASBY, W.	46	May 4	at San Diego State	0...	8	0	0-1	9-6	W 15-7
78	OTT, E.	46	May 4	at San Diego State	..2.	9	2	0-0	12-7	W 15-7

2025 HOME RUN TRACKER

#12 | ASBY, WILL

NO.	GM	DATE	OPPONENT	ON	INN	OUTS	COUNT	SCORE	FINAL
1	7	Feb22	N.Colorado	*0...	3	0	2-2	4-4	W13-4
2	12	Mar02	Rhodelsland	.1..	4	1	1-0	6-1	W8-4
3	23	Mar 23	at Nevada	0...	3	1	0-0	1-2	L 5-7
4	26	Mar 29	Air Force	.1..	3	1	2-1	9-4	W 12-7
5	28	Apr 01	at NM State	..2.	8	2	0-0	12-8	W 15-10
6	32	Apr 08	Texas Tech	.1..	1	0	1-1	0-0	W 15-5
7	36	April 15	at NM State	*0	3	0	1-2	10-5	W 12-10
8	37	Apr 17	at UNLV	0...	4	2	0-2	6-2	W 13-7
9	40	Apr 22	NM State	* 0...	3	0	0-0	1-0	W 7-6
10	42	Apr 26	San Jose State	..2.	4	2	1-0	6-0	W 19-3
11	46	May 4	at San Diego St.	0...	8	0	0-1	9-6	W 15-7

#20 | BANISTER, LUKE

NO.	GM	DATE	OPPONENT	ON	INN	OUTS	COUNT	SCORE	FINAL
1	13	Mar02	Rhodelsland	...3	3	0	2-1	3-1	W10-9

#2 | BRASS, COOPER

NO.	GM	DATE	OPPONENT	ON	INN	OUTS	COUNT	SCORE	FINAL
1	46	May 4	at San Diego St	0...	6	1	0-2	4-6	W 15-7

#14 | CARRIS, AKILI

NO.	GM	DATE	OPPONENT	ON	INN	OUTS	COUNT	SCORE	FINAL
1	24	Mar 25	Grand Canyon	..2.	5	2	0-0	4-5	W 12-10

#29 | HERD, CALEB

NO.	GM	DATE	OPPONENT	ON	INN	OUTS	COUNT	SCORE	FINAL
1	7	Feb22	N.Colorado	.1..	2	1	2-0	2-3	W13-4
2	19	Mar 15	UNLV	..2.	3	2	0-1	5-3	W 13-3
3	22	Mar 22	at Nevada	* 0...	7	0	1-2	3-20	L 4-20
4	35	Apr 13	Washington St	.1..	4	0	0-0	1-11	L 11-16

#26 | MANSY, LUKE

NO.	GM	DATE	OPPONENT	ON	INN	OUTS	COUNT	SCORE	FINAL
1	28	Apr 01	at NM State	..2.	4	2	3-2	5-5	W 15-10

#9 | MCALISTER, JOSH

NO.	GM	DATE	OPPONENT	ON	INN	OUTS	COUNT	SCORE	FINAL
1	1	Feb14	vsAustinPeay	0...	7	1	1-2	6-3	W9-6
2	3	Feb16	vsSetonHall	.1..	2	2	2-1	0-0	W5-3
3	10	Feb28	Rhodelsland	.1..	2	0	1-2	1-5	L13-14
4	10	Feb28	Rhodelsland	.1..	5	1	2-2	8-9	L13-14
5	12	Mar02	Rhodelsland	0...	3	1	0-2	5-1	W8-4
6	18	Mar 14	UNLV	.1..	8	2	2-2	10-6	W 12-6
7	23	Mar 23	at Nevada	0...	8	1	0-0	4-4	L 5-7
8	24	Mar 25	Grand Canyon	* 0...	2	0	0-2	0-1	W 12-10
9	25	Mar 28	Air Force	.1..	3	2	0-0	2-0	W 7-4
10	37	Apr 17	at UNLV	* 0...	3	0	3-1	0-2	W 13-7
11	37	Apr 17	at UNLV	* 0...	4	0	1-1	5-2	W 13-7
12	39	Apr 19	at UNLV	.1..	2	2	0-2	0-0	W 6-3

#48 | NEIL, ANDREW

NO.	GM	DATE	OPPONENT	ON	INN	OUTS	COUNT	SCORE	FINAL
1.	20	Mar 16	UNLV	*0...	1	0	2-1	0-1	W 11-8
2.	20	Mar 16	UNLV	..2.	9	1	1-1	8-8	W 11-8
3	21	Mar 21	at Nevada	0...	6	2	1-2	1-0	W 6-4
4	24	Mar 25	Grand Canyon	* 0...	7	0	3-1	7-10	W 12-10

#10 | ORIAHCE, JORDY

NO.	GM	DATE	OPPONENT	ON	INN	OUTS	COUNT	SCORE	FINAL
1	7	Feb22	N.Colorado	.1..	1	1	0-1	0-2	W13-4
2	8	Feb23	N.Colorado	*0...	8	0	0-0	11-5	W12-7
3	9	Feb25	NMState	..2.	3	0	2-2	3-0	W7-0
4	10	Feb28	Rhodelsland	.1..	2	1	0-1	4-5	L13-14
5	14	Mar07	atTarleton	.1..	1	1	0-2	0-0	L4-10
6	14	Mar07	atTarleton	0...	7	2	1-1	3-5	L4-10
7	20	Mar 16	UNLV	..2.	6	2	1-2	2-8	W 11-8
8	24	Mar 25	Grand Canyon	0...	3	2	2-2	1-1	W 12-10
9	28	Apr 01	at NM State	..2.	1	0	2-1	0-0	W 15-10
10	30	Apr 05	at Fresno St	0...	4	2	1-1	0-4	L 3-11
11	32	Apr 08	Texas Tech	0...	1	0	0-0	2-0	W 15-5
12	37	Apr 17	at UNLV	0...	6	1	1-1	9-2	W 13-7
13	43	Apr 27	San Jose State	0...	9	2	3-1	11-14	L 12-14

#47 | OTT, ETHAN

NO.	GM	DATE	OPPONENT	ON	INN	OUTS	COUNT	SCORE	FINAL
1	7	Feb22	N.Colorado	.1..	3	0	1-2	5-4	W13-4
2	11	Mar01	Rhodelsland	...3	6	2	0-1	10-7	W15-14
3	18	Mar14	UNLV	.1..	4	0	1-1	0-2	W 12-6
4	22	Mar 22	at Nevada	0...	4	1	0-0	0-10	L 4-20
5	26	Mar 29	Air Force	.1..	1	2	1-0	0-2	W 12-7
6	29	Apr 04	at Fresno St	0...	4	2	1-0	0-4	L 5-12
7	29	Apr 04	at Fresno St	* 0...	8	0	2-2	4-11	L 5-12
8	33	Apr 11	Washington St	0...	6	2	1-0	7-8	W 10-9
9	34	Apr 12	Washington St	.1..	1	2	1-0	0-2	W 24-14
10	37	Apr 17	at UNLV	0...	6	1	0-0	10-2	W 13-7
11	37	Apr 17	at UNLV	.1..	8	1	1-0	11-6	W 13-7
12	46	May 4	at San Diego St	..2.	9	2	0-0	12-7	W 15-7

#43 | TRUJILLO, GENE

NO.	GM	DATE	OPPONENT	ON	INN	OUTS	COUNT	SCORE	FINAL
1	16	Mar8	atTarleton	.1..	4	2	2-1	1-5	L 6-9
2	41	Apr 25	San Jose State	..2.	6	2	3-2	22-5	W 25-5
3	42	Apr 26	San Jose State	..2.	6	0	1-0	12-2	W 19-3

#15 | WALKER, KHALIL

NO.	GM	DATE	OPPONENT	ON	INN	OUTS	COUNT	SCORE	FINAL
1	8	Feb23	N.Colorado	*0...	6	0	2-0	8-5	W12-7
2	10	Feb28	Rhodelsland	0...	2	0	1-2	3-5	L13-14
3	29	Apr 04	at Fresno St	.1..	5	2	3-2	1-4	L 5-12
4	42	Apr 26	San Jose State	.1..	3	1	0-2	0-0	W 19-3

#3 | WASLEFSKY, KARSEN

NO.	GM	DATE	OPPONENT	ON	INN	OUTS	COUNT	SCORE	FINAL
1	7	Feb22	N.Colorado	0...	6	2	2-1	12-4	W13-4
2	26	Mar 29	Air Force	* 0...	5	0	0-1	11-6	W 12-7
3	35	Apr 13	Washington St	* 0...	9	0	1-1	8-16	L 11-16
4	41	Apr 25	San Jose State	..2.	6	1	0-1	19-5	W 25-5
5	46	May 4	at San Diego St	* 0...	5	0	0-0	1-5	W 15-7

#24 | WILLIAMS, BRODEY

NO.	GM	DATE	OPPONENT	ON	INN	OUTS	COUNT	SCORE	FINAL
1	33	Apr 11	Washington St	* 0...	4	0	3-2	2-4	W 10-9
2	43	Apr 27	San Jose State	0...	5	1	2-1	6-10	L 12-14

#15 | WOOD, TYE

NO.	GM	DATE	OPPONENT	ON	INN	OUTS	COUNT	SCORE	FINAL
1	2	Feb15	vsUCIrvine	*0...	6	0	3-1	0-7	L4-18
2	32	Apr 08	Texas Tech	* 0...	4	0	0-2	7-1	W 15-5
3	40	Apr 22	NM State	* 0...	1	0	3-1	0-0	W 7-6
4	46	May 4	at San Diego St	* 0...	8	0	2-1	8-6	W 15-7

SINGLE-GAME RECORDS

AT-BATS

58	vs. New Mexico St.....	2/9/02
57	vs. Fresno St.....	4/1/99
56	vs. Air Force	5/14/09
56	vs. Binghamton	3/7/09
56	vs. Air Force	5/2/03
55	vs. Fresno St.....	4/9/16
54	vs. Hawaii.....	3/14/97
54	vs. New Mexico St.....	2/24/72
53	vs. Oklahoma St.....	2/16/13
53	vs. Coppin St.....	4/18/10
53	vs. New Mexico St.....	3/30/99
53	vs. Colorado St.....	3/17/73
53	vs. Northern Colorado.....	2/27/05

RUNS

31	vs. UNLV.....	3/9/24 (W, 31-15)
31	vs. Air Force	4/17/04 (W, 31-11)
30	vs. Northern Colo. 2/24/23 (W, 30-1)	
30	vs. Binghamton	3/7/09 (W, 30-2)
29	at UNLV.....	3/24/17 (W, 29-8)
29	vs. Coppin St.....	4/18/10 (W, 29-3)
28	vs. N.M. Highlands. 2/9/03 (W, 28-5)	
28	vs. N.M. St.....	3/30/99 (W, 28-18)
27	vs. Fresno St.....	4/1/99 (W, 27-26)
27	vs. Rice	4/12/98 (W, 27-26)
27	vs. Iowa	3/24/85 (W, 27-13)
27	vs. Creighton.....	3/26/71 (W, 27-5)
26	vs. Air Force	4/12/08 (W, 26-9)
26	vs. Air Force	4/14/06 (W, 26-11)
26	vs. Utah.....	3/13/93 (W, 26-8)

HITS

32	vs. Fresno St.....	4/1/99
31	vs. Binghamton	3/7/09
30	vs. Hawaii.....	3/14/97
29	vs. UNLV.....	3/9/24
29	vs. Coppin St.....	4/18/10
29	vs. Air Force	4/17/04
28	vs. Northern Colo.	2/24/23
28	at Air Force.....	3/4/17
28	vs. Air Force	4/12/08
28	vs. New Mexico St.....	3/30/99
27	vs. Air Force	5/2/03
26	vs. San Diego St.....	5/26/12
26	vs. Northwestern	2/22/97
26	vs. Washington.....	3/26/95

RBI

28	vs. UNLV.....	3/9/24
28	vs. Coppin St.....	4/18/10
28	vs. Binghamton	3/7/09
28	vs. Air Force	4/17/04
27	vs. Northern Colo.	2/24/23
27	vs. Iowa	3/24/85
26	vs. Air Force	4/12/08
26	vs. N.M. Highlands	2/9/03
26	vs. New Mexico St.....	3/30/99
26	vs. Rice	4/12/98
25	vs. Air Force	4/14/06
24	vs. UNLV	3/24/17
24	vs. Fresno St.....	4/1/99
24	vs. Utah.....	4/23/94

DOUBLES

13	vs. N.M. Highlands	2/9/03
10	vs. Coppin St.....	4/18/10
9	at Nevada.....	4/21/13
9	vs. Northern Colorado.....	3/5/06
9	vs. Utah.....	3/16/02
9	vs. UNLV	4/4/98

8	at New Mexico State.....	3/29/22
8	vs. Fresno St.....	3/31/17
8	vs. San Jose St.....	5/9/15
8	vs. San Jose St.....	5/10/15
8	vs. San Diego St.....	3/17/00
8	vs. Fresno St.....	4/1/99
8	vs. Rice	4/12/98
8	vs. UTEP.....	4/18/80
8	vs. Southern Colorado.....	5/17/75

TRIPLES

7	vs. Southern Colorado.....	3/27/76
6	vs. TAMU-CC.....	2/21/09
6	vs. Hartford.....	3/16/86
5	vs. Holy Cross	2/25/22
4	vs. Coppin St.....	4/18/10
4	vs. ENMU.....	4/30/97
4	vs. Colorado St.....	3/20/75
4	vs. NE Illinois	4/18/78
4	vs. UTEP.....	5/11/73
4	vs. Northern Illinois.....	3/27/72

HOME RUNS

10	vs. New Mexico St.....	3/30/99
8	vs. Air Force	4/12/08
8	vs. Air Force	4/18/04
7	vs. Fresno State	4/29/23
6	vs. Air Force	5/6/17
6	vs. Binghamton	2/18/17
6	vs. Fresno St.....	4/9/16
6	vs. Air Force,	4/13/06 (Game 2)
6	vs. Air Force,	4/17/04
6	vs. UNLV	5/9/99
6	vs. Rice	4/12/98
6	vs. New Mexico St.....	2/25/98
6	vs. Utah.....	5/15/94
6	vs. Air Force	4/26/86
6	vs. Air Force	4/25/86

TOTAL BASES

63	vs. New Mexico St.....	3/30/99
61	vs. Air Force	4/12/08
54	vs. Fresno St.....	4/1/99

WALKS

17	vs. Hofstra.....	3/2/24
17	at Hawai'i.....	2/21/16
16	vs. Air Force	4/17/04
15	vs. Fresno St.....	3/31/17
14	at UNLV.....	3/24/17
14	at Utah.....	4/4/87

STOLEN BASES

9	vs. Wayland Baptist.....	4/13/94
8	vs. Maine	3/18/94
8	vs. New Mexico St.....	2/11/00
8	vs. Brigham Young	4/8/00
7	vs. New Mexico St.....	4/17/13
7	vs. Toledo.....	3/10/02
7	vs. N.M. Highlands.....	2/10/98
7	vs. Grand Canyon.....	5/4/96

LONGEST GAME (Innings)

15	NMSU 4, UNM 3.....	2/9/02
15	UNM 10, Gonzaga 8	3/31/72
14	UNM 8, ENMU 7.....	2/5-6/96
14	UNM 9, Colorado St. 8.....	3/17/73

NO-HIT GAMES (2)

Jim Kremmel.....	4/17/70
vs. Arizona (9 innings)	
Mike Connell	3/24/77
vs. N.M. Highlands (7 innings)	

ONE-HIT GAMES (11)

Tommy Bruskas	5/8/59
at New Mexico St.	
Lloyd Randel	4/28/62
at ENMU, 4/28/62	
Cliff Fowler	3/6/65
at UTEP (7 innings)	
Stan Quintana.....	3/22/65
vs. Colorado St. (7 innings)	
Cliff Fowler	4/15/65
vs. San Francisco St.	
Cliff Fowler	3/23/67
vs. UTEP (7 innings)	
Tony Sexton & Chuy Armendariz	3/9/68
at New Mexico St. (6 innings)	
Jim Kremmel	3/22/69
vs. Colorado St. (7 innings)	
Ron Sims	3/25/73
vs. New Mexico St. (7 innings)	
Tom Bepko & Craig Steiner	3/6/76
vs. Colorado Mines (7 innings)	
Tyler Stevens.....	4/12/15
vs. Air Force	

SINGLE GAME STRIKEOUTS

18	Jim Kremmel	3/30/70
vs. ENMU		
18	Jim Kalk	3/14/64
vs. Colorado St. (7 innings)		
17	Justin Armbruster	3/13/21
at Fresno State		
17	Jim Serrano	2/17/98
vs. Point Loma		
17	Tommy Bruskas	5/8/59
at NMSU		
17	Cliff Fowler	3/19/65
at New Mexico St. (8 innings)		
17	Bob McAulay	4/29/66
vs. Arizona St.		
16	Gig Brummel	4/29/61
vs. New Mexico St. (7 innings)		
16	Gary Jacobs	3/23/70
vs. Colorado St.		
16	Arnie Marzullo	3/16/73
vs. Colorado		
15	Jim Kalk	3/29/64
vs. Air Force		
15	Jim Kalk	4/11/64
vs. New Mexico St.		
15	Bob McAulay	4/7/66
vs. UTEP (7 innings)		
15	Bob McAulay	5/13/66
vs. UTEP		
15	Jim Kremmel	4/10/70
vs. Arizona St.		
15	Chris Cooper	2/25/00
vs. Southern Utah		

INNINGS PITCHED

12	Jim Coleman	5/15/92
vs. San Diego St.		
11	Tom Bepko	3/27/75
vs. South Dakota St.		

PROGRAM RECORDS

AT-BATS

Game: ..8.....Done 3 times
 Hank Garcia1972
 vs. Gonzaga (3/31)
 Chris Armstrong1999
 vs. Fresno St. (4/1)
 Josh Mader2003
 vs. Air Force (5/2)
Season:..275....Tony Cairns(2001)
Career:...960...Daniel Stovall..... (2004-07)

RUNS

Game:6.....Done 6 times
 Justin Howard2010
 vs. Coppin St. (4/18)
 Dane Hamilton2009
 vs. Binghamton (3/7)
 Brian Cavazos-Galvez..2009/08
 vs. AF (5/16) & (4/12)
 Sean Murray2004
 vs. Air Force (5/15)
 Lon Yamaguchi.....1998
 vs. N.M. St. (2/25)
Season:..86.....Jim Fregosi(1985)
Career:...248 ...Lon Yamaguchi.... (1996-99)

HITS

Game:.....6.....Done 8 times
 John Pustay.....2012
 at Air Force (4/5)
 Justin Howard2010
 vs. Coppin St. (4/18)
 Mike Brownstein2009
 vs. Air Force (5/14)
 Dane Hamilton2009
 vs. Binghamton (3/7)
 Brian Cavazos-Galvez 2008
 vs. Air Force (4/12)
 Cory Robbins1999
 vs. N.M. St. (3/23)
 Ronnie Meng1995
 vs. Nebraska (3/19)
 Aaron Santini1993
 vs. Regis (3/6)
Season:..125Keith Hagman(1980)
Career:...340 ..Travis Young(1994-97)

RBI.....

Inning:....8.....Jonathan Gallegos.....1993
 vs. Utah (3/13)
Game:.....10.....Brian Cavazos-Galvez 2008
 vs. Air Force (4/12)
 Mark Gulseth1992
 vs. San Diego St. (4/19)
Season:...95.....Keith Hagman(1980)
Career:...226...Daniel Stovall (2004-07)

DOUBLES

Game:.....4Done 4 times
 Justin Howard2010
 vs. San Diego St. (5/2)
 Justin Howard2010
 vs. Coppin St. (4/18)
 Joe Salas2004
 vs. Air Force (4/17)
 Dusty Young2003
 vs. N.M. Highlands (2/9)
Season:...35.....Robert Gonzales(1998)
Career:...78DJ Peterson (2011-13)
 Daniel Stovall..... (2004-07)

TRIPLES

Game:.....3.....Jim Economides1957
 vs. Denver
Season:...17Keith Hagman(1980
 (NCAA record)
Career:...31Larry Harrison(1980-83)

HOME RUNS

Game:.....4Brian Cavazos-Galvez .2008
 vs. Air Force (4/12)
Season:...25.....Chris Alexander(2003)
Career:...53.....Aaron Sisk..... (1998-00)

GRAND SLAMS

Game:.....2**Reed Spenrath(2024)**
vs. Nevada (5/10)
2.....Mark Gulseth1992
 vs. San Diego St. (4/19)
Season:...4**Will Asby(2024)**
3.....Mark Wulfert(1995)
Career:...5.....Mark Wulfert(1993-95)

TOTAL BASES

Game:.....19.....Brian Cavazos-Galvez .2008
 vs. Air Force (4/12)
Season:..207 ...Keith Hagman(1980
Career:...550 ...Daniel Stovall (2004-07)

STOLEN BASES

Game:.....5.....Cory Robbins1998
 vs. N.M. Highlands (2/10)
Season:...56.....Luke Oglesby(1993)
Career:...123.....Travis Young(1994-97)

WALKS

Game:.....5.....Done 2 times
 DJ Peterson.....2013
 vs. UC Riverside (3/9)
 Luke Oglesby1993
 vs. Texas Tech (2/25)
Season:..56Mike Foote(1980)
Career:...152.....Lon Yamaguchi(1996-99)

HIT BY PITCH

Game:.....3.....Done 3 times:
 Jared Holley2013
 vs. LaSalle (3/5)
 Jordan Pacheco2006
 vs. New Mexico St. (2/28)
 Paul Huitt1990
 vs. N.M. Highlands (2/28)
Season:..19.....Aaron Santini(1992)
Career:...40.....Jared Holley(2013-16)

SEASON STATISTICAL RECORDS

BATTING AVERAGE

1. .3632009
 2. .3611986
 3. .3551985
 4. .3541980
 5. .3462010
 6. .34542002
 7. .34512003
 8. .34441993
 9. .34431999
 10. .3381997

WIN PCT. (min. 40 games)

1. .740 (37-13-0).....1968
 2. .712 (42-17-0).....1985
 3. .674 (29-14-0).....1972
 4. .651 (41-22-0).....1980
 5. .649 (37-20-0)2009
 6. .647 (37-20-1)2014
 7. .633 (38-22-0)2010
 8. .629 (39-23-0)2016
 9. .627 (37-22-0)2013
 10. .625 (35-21-0)2000
 .625 (35-21-0)1993

ERA

1. 2.871968
 2. 3.401969
 3. 3.861975
 4. 3.921976
 5. 4.071962
 6. 4.131977
 7. 4.211973
 8. 4.232014
 9. 4.291970
 4.291967

FIELDING PCT.

1. .9762009
 2. .9742023
 .9742017
 4. .9732008
 5. .9722015
 6. .9712021
 .9712016
 .9712010
 9. .9702007
 10. .9692013
 .9692006

SLUGGING PCT.

1. .6041986
 2. .5721985
 3. .5701980
 4. .5671998
 5. .5642003
 6. .5602023
 7. .5542010
 8. .5451999
 9. .5422005
 10. .5151993

ON BASE PERCENTAGE

1. .4451985
 2. .4441993
 3. .4431986
 4. .4401980
 5. .4322009
 6. .4242003
 7. .4222013
 8. .4221987
 9. .4201992
 10. .4191994

LAST TIME IT HAPPENED...

HITTING (Individual)

Grand slam: Luke Banister vs Rhode Island, 3/2/25
Hit for the cycle: Danny Collier vs. Air Force, 3/24/18
Five hits: Khalil Walker vs. UNLV, 3/9/24
Six hits: Carl Stajduhar vs. Fresno St., 4/9/16
Eight at bats: Josh Mader vs. Air Force, 5/2/03
Four runs: Jordy Oriach vs N. Colorado, 2/23/25
Five runs: Khalil Walker vs. UNLV, 3/9/24
Six runs: Justin Howard vs. Coppin St., 4/18/10*
Five RBI: Andrew Neil vs. UNLV, 3/16/25
Six RBI: Will Asby at Texas Tech, 4/23/24
Seven RBI: Jake Holland vs. San Jose St., 3/23/24
Eight RBI: Justin Olson vs. Fresno State, 4/29/23
Nine RBI: Reed Spenrath vs Nevada, 5/10/24
10 RBI: Brian Cavazos-Galvez vs. Air Force, 4/12/08*#
Three doubles: Jake Holland at Nevada, 3/17/24
Four doubles: Reece Weber vs. San José St., 5/10/15
Four extra-base hits: Jake Holland at Nevada, 3/17/24
Two triples: Reed Spenrath at Nevada, 3/16/24
Back-to-back-to-back triples: ... Mike Brownstein, Dane Hamilton, Brian Cavazos-Galvez vs. TAMU-CC (Game 2), 2/21/09
Inside-the-Park home run: . Josh McAlister vs. Seton Hall, 2/16/25
Walk-off home run: Andrew Neil vs. UNLV, 3/16/25
Walk-off grand slam: Devon Dixon vs. San Diego St., 4/28/24
Two home runs: Andrew Neil vs. UNLV, 3/16/25
Three home runs: Reed Spenrath vs Nevada, 5/10/24
Four home runs: Brian Cavazos-Galvez vs. Air Force, 4/12/08*#
Two home runs in one inning: Josh Mader at Utah, 4/8/04
Two+ players with multi-homers: Brian Cavazos-Galvez (4), Kevin Atkinson (2) vs. Air Force, 4/12/08
Back-to-back homers: Chase Weissenborn, Khalil Walker at Texas Tech., 4/24/24
Back-to-back-to-back homers: Daniel Stovall, Matt Hibbitts, Ian Hollick vs. Hawaii-Hilo, 4/28/07
Multiple back-to-back homers in same game: (2), Joe Salas, Daniel Stovall, vs. Air Force, 5/16/04
HR in 3 straight games: Jake Holland vs. San Jose St., 3/22-24/24
HR in 4 straight games: Jake Holland vs. NMSU, SJSU, 3/17-24/24
Three + sacrifice bunts in a game: 3, Jared Holley at Nevada 4/20/13
Four strikeouts: Deylan Pigford vs. Fresno State, 4/28/23
Three HBP: Jared Holley vs. LaSalle, 3/5/13
Three stolen bases: Tye Wood vs. Nevada, 5/11/24
Four Walks: Reed Spenrath vs. Hofstra, 3/2/24
Five Walks: DJ Peterson vs. UC Riverside, 3/9/13*

HITTING (Team)

Five + home runs (team): 5, vs N. Colorado (2/22/2025)
20+ hits: 23, vs N. Colorado (L, 15-16), 2/21/25
25+ hits: 25, vs. Fresno St. (L, 23-19), 4/13/24
30+ hits: 31, vs. Binghamton (Game 1), 3/7/09
Allowed 20 + hits: 20, vs N. Colorado (L, 15-16), 2/21/25
20+ runs: 24, vs. Washington State (W, 24-14 [7]), 4/12/25
Allowed 20 + runs: 20, at Nevada (L, 20-4), 3/21/25
30+ runs: 31, vs. UNLV (W, 31-15), 3/9/24
20+ RBI: 28, vs. UNLV (W, 31-15), 3/9/24
40+ total bases: 42, vs. Fresno State, 4/29/23
50+ total bases: 52, vs. Northern Colorado, 2/24/23
60+ total bases: 61, vs. Air Force, 4/12/08
No strikeouts: 5/4/14 vs. San Diego St. (35 at-bats)
No walks: 3/31/23 vs. San Diego State (34 at-bats)
10+ strikeouts: 15, vs Austin Peay, 2/14/25
10+ walks: 11, vs Rhode Island, 3/2/25
15+ walks: 17, vs. Hofstra, 3/2/24
5+ HBP: 5, vs Rhode Island, 3/2/25
Was no-hit (7-inning game): at San Diego State, 3/29/24
Was no-hit (9-inning game): at Wichita St., 3/20/90

PITCHING (Individual)

No-hitter (7-inning game): Mike Connell vs. N.M. Highlands, 3/24/77
No-hitter (9-inning game): Jim Kremmel vs. Arizona, 4/17/70
One-hitter: Tyler Stevens vs. Air Force, 4/12/15
Complete game:
 Cody Dye vs. UNLV, 4/21/18.....
 Ryan Castillo vs. UNLV, 3/15/25 (8 innings).....
 Justin Armbruster at San Jose State, 5/22/21 (7 innings)

Complete-game shutout: Colton Thomson vs. Nevada, 5/26/16
10+ strikeouts: ..12, Justin Armbruster at San Jose State, 5/22/21
15+ strikeouts:17, Justin Armbruster at Fresno State, 3/13/21
No walks (complete game): Ryan Castillo vs. UNLV, 3/15/25 (8 innings)

PITCHING (Team)

10+ strikeouts:12, at Tarleton, 3/8/25
15+ strikeouts:16, vs. Nevada, 3/27/21
No strikeouts:3/5/17 at Air Force ... (J. Tripp 30 BF; D. Gillespie 5 BF, A. Isenhardt 1 BF, C. Tripp 8 BF)
No walks:vs. UNLV, 3/15/25 (8 innings)
10 + walks:at California, 5/14/22

FIELDING

Five+ errors (Team): 6, vs. San Jose State, 4/8/23
Three+ errors (Ind.):3, Hayden Schillingvs. Central Michigan, 2/22/18
Eight+ assists: 8, Konner Kinkadevs. Texas Tech, 3/28/23
Caught three runners stealing: Mitch Garvervs. Texas Tech, 4/25/12
15+ putouts:15, Reed Spenrathvs. New Mexico State, 3/21/23
UNM turned a triple play: 5/13/16 vs. Nevada (4-6-3-2)
UNM hit into a triple play: 4/23/09 at BYU

SCORING AND MISCELLANEOUS

Stole home:Tye Wood vs. Rhode Island, 3/2/25
Stole seven+ bases: 7, 4/17/13 vs. New Mexico St. (W, 13-6)
Tied:4/28/19 at Fresno St. (T, 6-6)
Shut out:3/8/25 at Tarleton (L, 0-4, 7 Inn.)
Shut out opponent:2/25/25 vs. NM State (W, 7-0)
Shut out at home:5/11/24 vs. Nevada (L, 0-2)
Shut out on the road: 2/18/25 at Arizona(L, 0-10/7 Inn.)
Shut out opponent at home:2/25/25 vs. NM State (W, 7-0)
Shut out opponent on road: .4/18/23 at New Mexico St. (W, 13-0)
Recorded back-to-back shutouts:5/6-5/7, 2011vs. Air Force (5-0, 10-0)
Recorded three straight shutouts:2/24-3/3, 1973vs. New Mexico St. (1-0) and New Mexico Highlands (7-0, 4-0)
Shut out in back-to-back games:3/14-15/2017 at Oklahoma St.
Most runs in three-game series: 73, vs. Air Force (4/13-14, 2006)
Consecutive one-run games: 2, vs. Rhode Island (Feb. 28-March 1)
Four straight one-run games:vs. BYU, Gonzaga, Northern Colorado, 2/15-23, 2020
Five straight one-run games: March 18-24, 2015*

LAST TIME IT HAPPENED... CONTINUED

EXTRA INNINGS

Won an extra-inning game: 4/30/23 vs. Fresno State (6-5, 10 inn.)
Lost an extra-inning game:3/2/24 vs. Hofstra (15-16, 10 Inn.)
Extra inning games in a row:2, 4/23-4/24, 2021 at Washington
3 straight extra-inning games:at Utah, 4/9-11, 2009
Played a 10-inning game:3/2/24 vs. Hofstra
Played an 11-inning game:vs. Fresno State, 3/13/22 (W, 9-8)
Played a 12-inning game:vs. Minnesota, 2/20/22 (W, 4-3)
Played a 13-inning game:vs. Columbia, 6/1/13 (L, 6-5, NCAA Tourn.)
Played a 14-inning game:vs. Eastern N.M., 2/5-6, 1996 (W, 8-7)
Played a 15-inning game:at New Mexico St., 2/9/02 (L, 4-3)

IN AN INNING

10+ runs in an inning:10, at UNLV (5/5/24)
15+ runs in an inning:15, vs. Savannah St., 3/11/05
4+ homers in an inning:4, at Air Force, 5/19/05
5+ doubles in an inning:5, at Nevada, 4/21/13
4+ triples in an inning:4, vs. TAMU-CC (Game 2), 2/21/09^
10+ hits in an inning:10, at UNLV (5/5/24)
10+ consecutive hits:10, at UNLV (5/5/24)
10+ consecutive batters reach base:11, at UNLV (5/5/24)
15+ consecutive batters reach base: .16, vs. Savannah St., 3/11/05
Player w/hits from both sides of plate: Sam Haggerty
..... vs. Fresno St. 4/12/13

UNM SCORING IN AN INNING

Most runs in top of 1st:11, at Air Force (5/14/09)
Most runs in top of 2nd:10, 2x, last at Air Force (4/15/97)
Most runs in top of 3rd:8, 3x, last at Air Force (4/25/10, Game One)
Most runs in top of 4th:12, at Air Force (4/15/07)
Most runs in top of 5th:12, at Air Force (4/17/04)
Most runs in top of 6th:10, at Air Force (5/19/16)
Most runs in top of 7th:10, at UNLV (5/5/24)
Most runs in top of 8th:12, at Utah (4/1/00)
Most runs in top of 9th:9, at New Mexico St. (2/16/86)
Most runs in top of 10th:4, at Texas St. (2/11/06)
Most runs in top of 11th:6, at Arizona (1/30/93)
Most runs in top of 12th:3, at Washington (4/24/21)
Most runs in top of 13th:N/A
Most runs in top of 14th:N/A
Most runs in top of 15th:1, vs. Gonzaga at Fresno St. (3/31/72)

Most runs in bottom of 1st: 11, 2x, last vs. St. Bonaventure. (3/4/23)
Most runs in bottom of 2nd:15, vs. Savannah St. (3/11/05)
Most runs in bottom of 3rd:13, vs. NM Highlands (2/28/90)
Most runs in bottom of 4th: ...12, vs. Air Force at UNLV (5/27/04)
Most runs in bottom of 5th:10, 2x, last vs. Utah (4/22/06)
Most runs in bottom of 6th:20, vs. Utah (3/13/93)*
Most runs in bottom of 7th:11, vs. Texas St. (2/18/05)
Most runs in bottom of 8th:12, 3x, last vs. Fresno St. (4/13/13)
Most runs in bottom of 9th:9, 2x, last vs. New Mexico St. (3/26/02)
Most runs in bottom of 10th:7, vs. Louisiana Tech (3/13/10)
Most runs in bottom of 11th:2, 2x, last vs. Fresno St. (3/13/22)
Most runs in bottom of 12th:2, vs. UNLV (3/9/14)
Most runs in bottom of 13th: 1, 2x, last vs. Northwestern (3/7/03)
Most runs in bottom of 14th:1, 2x, last vs. ENMU (2/5-6, 1996)
Most runs in bottom of 15th:N/A

OPPONENT SCORING IN AN INNING

Most runs in top of 1st:12, vs. BYU (3/26/94)
Most runs in top of 2nd:9, vs. UC Riverside (4/18/19)
Most runs in top of 3rd:12, vs. Wichita St. (3/16/89)
Most runs in top of 4th:11, vs. Rice (4/11/98)
Most runs in top of 5th:10, 2x, last vs. UNLV (4/3/22)
Most runs in top of 6th:10, vs. BYU (4/11/02)
Most runs in top of 7th:11, vs. BYU (4/6/00)
Most runs in top of 8th:8, 2x, last vs. Rice (4/12/98)
Most runs in top of 9th:12, vs. BYU (3/18/05, Game Two)

Most runs in top of 10th:9, vs. San Francisco (3/18/06)
Most runs in top of 11th: 6, vs. Nevada at Las Vegas, Nev. (5/23/14)
Most runs in top of 12th:1, 4x, last vs. UNLV (3/9/14)
Most runs in top of 13th:1, 2x, last vs. Columbia (6/1/13)
Most runs in top of 14th:N/A
Most runs in top of 15th:N/A

Most runs in bottom of 1st: 11, at Arizona St. (2/9/80, Game One)
Most runs in bottom of 2nd:16, at Texas Tech (3/15/22)*
Most runs in bottom of 3rd:15, at Hawaii (4/22/89)
Most runs in bottom of 4th:12, 2x, last at Air Force (4/15/90)
Most runs in bottom of 5th:12, at Cal St. Fullerton (3/7/86)
Most runs in bottom of 6th:12, at LMU (3/11/86)
Most runs in bottom of 7th:9, at California (5/14/22)
Most runs in bottom of 8th:11, vs. Oregon State (2/18/22)
Most runs in bottom of 9th:4, 7x, last at Air Force (4/15/07)
Most runs in bottom of 10th:4, at Air Force (4/24/65)
Most runs in bottom of 11th: 2, vs. BYU at San Diego St. (3/31/06)
Most runs in bottom of 12th: 2, vs. BYU at San Diego St. (3/31/06)
Most runs in bottom of 13th:N/A
Most runs in bottom of 14th:N/A
Most runs in bottom of 15th:1, at New Mexico St. (2/9/02)

SERIES

Swept non-conf. series, home: ..vs. Northern Colo., 2/24-26, 2023
Swept non-conf. series, road: at No. 23 Oklahoma St., 3/14-15, 2017
Swept in non-conf. series, home:vs. Dallas Baptist, 3/4-6, 2016
Swept in non-conf. series, road:at California, 5/13-15/2022
Swept MW series, home:vs. UNLV, 3/14-16, 2025
Swept MW series, road:at San Jose State, 5/22-23, 2021
Swept multiple MW series in a row:3, 3/3/17-3/26/17
..... at Air Force, vs. San José St., at UNLV
Swept in MW series, home:vs. San Diego State, 3/31-4/2, 2023
Swept in MW series, road:at Fresno State, 4/4-6, 2025
Swept in multiple MW series in a row:3, 4/2-5/9/2021
..... at San Diego State, vs. Fresno State, at Air Force

WALK-OFFS

Won on last at-bat:3/16/25
..... Andrew Neil vs. UNLV (11-8, 9 Inn.)
Back-to-back games won in last at-bat:2/24/24
.....vs. South Dakota State (12-11, 9-8)
Lost on last at-bat:3/9/25
..... at Tarleton (3-4, 9 Inn.)
Scored two runs in last at-bat:5/20/22
..... vs. South Dakota State (13-2, run rule 7 innings)
Scored three runs in last at-bat:3/16/25
..... Andrew Neil vs. UNLV (11-8, 9 Inn.)
Scored four runs in last at-bat:4/28/24
..... Devon Dixon vs. San Diego State (9-7, 9 Inn.)
Scored five runs in last at-bat:5/20/22
.....vs. Air Force (13-12, 9 innings)
Scored six runs in last at-bat:5/20/22
.....vs. Air Force (13-12, 9 innings)
Scored seven runs in last at-bat:5/20/22
.....vs. Air Force (13-12, 9 innings)
Scored nine runs in last at-bat:3/21/99
..... vs. TCU (17-16)
Allowed two runs in last at-bat:3/18/23
..... at Fresno State (8-9)
Allowed three runs in last at-bat:4/2/21
..... at San Diego State (9-10)
Allowed four runs in last at-bat:4/2/21
..... at San Diego State (9-10)
Allowed five runs in last at-bat:4/2/21
..... at San Diego State (9-10)
Allowed six runs in last at-bat:4/2/21
..... at San Diego State (9-10)

* = School record

= Mountain West record

SANTA ANA STAR FIELD - ALBUQUERQUE, N.M.

Santa Ana Star Field has become one of the toughest places for opponents to play in college baseball as The University of New Mexico baseball team is 166-98-2 (.629) since returning to its former location on March 24, 2013 after nine seasons at Isotopes Park.

For decades the home of UNM baseball was known as Lobo Field, but thanks to a 10-year, \$1 million naming rights gift from Tamaya Enterprises, Lobo Field was rechristened Santa Ana Star Field on Dec. 11, 2015.

"We are delighted to strengthen our relationship with Tamaya Enterprises, who have been long-standing supporters of the Lobos," said former UNM Vice President for Athletics Paul Krebs. "The field naming rights is a great example of their commitment to the community and provides us an opportunity for Lobo Athletics to give back to the Pueblo of Santa Ana. The beneficiary of this field naming rights is not just our baseball program but our entire community and state." That was the second major announcement regarding the facility in a three-week span in 2015 as on Nov. 20, the UNM Board of Regents approved construction for the \$2.3 million R.D. and Joan Dale Hubbard Clubhouse.

"This has been a long process, but I want to thank the Hubbards, Scott Grady and his family, our administration, Vice President for Athletics Paul Krebs, and everyone on main campus that helped this project," UNM head coach Ray Birmingham said. "I could go on for hours thanking people because so many have helped make this possible." Santa Ana Star Field received a major upgrade that started before the 2013 season. It received a FieldTurf playing surface, upgraded scoreboard, dugouts, bullpens, and bleachers as a part of the first phase of the Santa Ana Star Field renovation. Further renovations and phases will enhance the concessions areas, the fan plaza between Santa Ana Star Field and the softball field, the press box and the bleachers. Lights were installed



in the fall of 2013.

"We have lights because of (former Lobo) Dee Dennis and a bunch of guys who chipped in to help me and Dee do this," Birmingham said. "This is Lobo Field. This is (the state of) New Mexico's baseball field, at least that's how I feel about it. ... There will not only be Lobo games on here, but there will also be state championship games here. We hope to bring in some great big tournaments over the years to this city and let our kids experience the world. We think New Mexico kids can get the rest of the experiences that the rest of the country has, then they will grow faster and realize they're as good







UNM ALL-TIME AT S.A.S. FIELD

YEAR	W	L	T	PCT.
2013	14	2	0	.875
2014	23	8	1	.734
2015	20	10	0	.667
2016	19	8	0	.704
2017	19	10	0	.655
2018	11	14	1	.442
2019	14	16	0	.467
2020	9	1	0	.900
2021	9	6	0	.600
2022	11	13	0	.458
2023	17	10	0	.630
2024	18	10	0	.640
2025	18	6	0	.750
TOTAL	202	114	2	.636

as anybody."

While now-ABCA Hall of Famer Rich Alday was UNM's head coach, his son Ambrose passed away at age 16 in 1995 from cancer. The Ambrose Alday Memorial Scholarship Fund was set up at New Mexico, and UNM's hitting facility was officially named in their honor ahead of UNM's home game on Feb. 23, 2024, with Norma and the Alday family honored pregame.

TV / PHOTO ROSTER





TOD BROWN

HEAD COACH

Tod Brown was named the 12th Lobo Baseball Head Coach on June 17, 2021. He enters the 2024 season in his third year at the helm.

In Brown's second season, the Lobos posted their best winning percentage in a full season since 2017 (.510), finishing fifth in the Mountain West standings (26-25, 13-17 MW) and leading the league in a variety of categories including team batting average (.328), runs (441), RBI (411), triples (24), home runs (87), slugging % (.559) and on-base % (.406). UNM also improved from a 9.06 ERA as a team in Brown's first season to a 5.95 ERA — the program's lowest in a single season since 2016 — while

averaging only 3.20 walks per nine innings, its fewest since 2014. Following the completion of that season, RHP Isaac Gallegos became the first UNM player coached by Brown to be selected in the MLB Draft, going in the 16th Round to the Atlanta Braves.

The 2023 Lobos ranked in the Top 10 in the country in a variety of team statistical categories:

No. 3 in Batting Average (.329)

No. 9 in Double Plays per Game (0.94)

No. 5 in Doubles Per Game (2.45)

No. 10 in Runs per Game (8.60)

No. 4 in Slugging Percentage (.560)

No. 5 in Triples (24) and Triples per Game (0.47)

No. 10 in Walks Allowed per Nine Innings (3.20)

Following the 2023 season, the Lobos also got three All-MW selections — first baseman Reed Spennath was a first-team selection, while third baseman Dylan Ditzenberger and left fielder Lenny Junior Ashby were second-team selections. Ditzenberger went on to be named a CSC Academic All-American for his efforts on the field and in the classroom. Both UNM teams that Brown has coached (2022, 2023) have earned the ABCA Team Academic Excellence Award for their academic accomplishments.

In the 2022 season — Brown's first season in Albuquerque — UNM went 21-33 and finished sixth in the MW standings, with Lenny Junior Ashby and Jeffrey David named to the All-MW Second Team.

PRIOR TO UNM

Brown came to New Mexico after a successful 14 years and 341 wins with North Dakota State, where he currently sits as the second-winningest coach in program history and is the all-time leader in wins per season (24.4). In 2021, Brown led the Bison to the 2021 NCAA Tournament, winning its first Division I postseason game 6-1 over Mountain West opponent Nevada. In the same season, NDSU broke a school record with 20 Summit League victories, besting the previous record of 19 set by his 2017 team, and posted an overall record of 42-19. The Bison also led the nation with 25 road wins and set new school records in strikeouts (474) and putouts (1,567) in a single season.

Brown is no stranger to winning — he owns the two highest single season win totals in NDSU history (42 wins in 2021, 40 wins in 2012), and the only two 40+ win seasons by the program. Brown also owns three of the top-five single-season win totals in NDSU history. Under Brown's leadership, NDSU has played in five Summit League championship games, winning it outright in 2021 and 2014, and qualified for the league's baseball championship eight out of the last 11 years.

Brown took the helm of NDSU in 2008 and turned around a program that had faced three consecutive losing seasons, posting just 38 wins from 2005-07. In 2012, NDSU won a then-school-record 40 games, including an 8-2 win over a No. 5-ranked Arizona team that went on to win the 2012 College World Series. North Dakota State had a school-record .973 fielding percentage and posted a team ERA of 3.38, which was the program's lowest ERA in 37 years.

In 2016, the Bison posted a 29-25 overall record and set a new record for home wins at Newman Outdoor Field with 17 victories. In addition, North Dakota State set a new single season record in saves (17). NDSU defeated No. 19-ranked Minnesota on April 26 in Fargo, marking the second-ever win over an NCAA Division I top-25 opponent.

In the Summit League, Brown has coached two Summit League Players of the Year, one Summit League Newcomer of the Year, 46 All-Summit League selections, 22 Summit League Players of the Week, and 30 Summit League Pitchers of the Week. Under his leadership, Brown has also led players to two Collegiate Baseball Freshmen All-America selections and two College Baseball National Players of the Week.

Not only does Brown produce talent on the field, but also in the classroom. During his tenure at NDSU, Brown has had three NCAA Postgraduate Scholarship Winners, one Senior CLASS Award All-America, one CoSIDA Academic All-America Athlete of the Year, nine CoSIDA Academic All-America selections, 11 CoSIDA Academic All-District selections, one Summit League Scholar-Athlete of the Year, 16 Summit League Academic All-League selections, and was twice honored by NCAA with Public Recognition for perfect APR scores (2012-13 and 2015-16).

The Tucson, Ariz. native, was a left-handed pitcher for the Arizona Wildcats from 1989-94, leading the team in 1992 to a Pac-10 Championship. In 1993 he won six games and saved eight, setting a record with 35 appearances as Arizona fell one game short of Omaha.

Brown then made a career out of coaching college ball in the northern tier of the country. He came to NDSU after eight seasons in Ohio as the pitching coach and recruiting coordinator for Bowling Green State University.

During this time, he recruited or helped develop eight players who have reached the major leagues, including former UNM pitching standout Jamie Vermilyea, who played for the Lobos from 2001-03.

This list also includes Jay Flaa, who made his MLB debut this year, J.J. Hardy and pitcher Tim Wood

The Brown File

Education

University of Arizona

1989-94

Coaching Experience

2008-2021	Head Coach	North Dakota State
2022-Present	Head Coach	University of New Mexico

Career Coaching Record (Year-By-Year)

School	Year	Record	Win Pct.
NDSU	2008	15-30	.333
NDSU	2009	16-28	.372
NDSU	2010	22-30	.423
NDSU	2011	22-32	.407
NDSU	2012	40-20	.667
NDSU	2013	26-27	.491
NDSU	2014	25-26	.490
NDSU	2015	21-30	.412
NDSU	2016	29-25	.537
NDSU	2017	31-25	.554
NDSU	2018	26-24	.520
NDSU	2019	19-24	.442
NDSU	2020*	8-9	.471
NDSU	2021	42-19	.689
NDSU	14 yrs	341-350	.493
UNM	2022	21-33	.389
UNM	2023	26-25	.510
UNM	2024	28-26	.519
UNM	2025	25-18	.564
UNM	4 yrs	100-102	.490
Career	18 yrs	441-452	.493

*Incomplete season due to COVID-19

COACH BROWN VS. 2025 OPPONENTS

Opponent	Overall	UNM	Last
Air Force	9-9	9-9	3/30/25
Arizona	2-14	1-3	2/18/25
Austin Peay	1-0	1-0	2/14/25
Fresno State	8-10	8-10	4/6/25
Grand Canyon	1-3	1-2	3/25/25
Nevada	10-9	9-9	3/23/25
New Mexico St.	11-4	11-4	4/22/25
N. Colorado	20-14	6-2	2/23/25
Rhode Island	3-1	3-1	3/2/25
San Diego State	4-11	4-11	4/28/24
San Jose State	8-10	8-10	4/27/25
Seton Hall	1-0	1-0	2/16/25
Tarleton	0-4	0-4	3/7/25
Texas Tech	4-5	4-5	4/8/25
UC Irvine	0-1	0-1	2/15/25
UNLV	12-9	12-9	4/19/25
Washington St.	2-1	2-1	4/13/25

from Sabino High School, in Tucson, Ariz., outfielder Shelley Duncan and pitchers Josh Pearce and Ben Diggins at the University of Arizona, and pitcher Burke Badenhop and outfielder Nolan Reimold from Bowling Green.

After two years as the pitching coach at Sabino High School in Tucson, Ariz., Brown began his collegiate coaching career in 1999 as a volunteer assistant for Arizona. He worked with pitchers and catchers and was the first-base coach for the Wildcats, who qualified for an NCAA regional. Brown was also a head coach for the San Francisco Seals of the California Coastal Collegiate League in the summer of 1999, compiling a 43-29 record and making a fourth-place finish in the National Baseball Congress World Series.

Tod and his wife Janet have a 23-year old son, Brooks, and a 20-year old daughter, Blake.



MICHAEL LOPEZ

ASSISTANT COACH: PITCHING

Michael Lopez, who previously served as head coach at Howard Community College in Big Spring, Texas, joined the Lobos in the 2021-22 season as a pitching coach. Lopez joined the Lobo squad after spending two seasons at the helm of the Howard program, bolstering a 48-19 overall record.

In 2024, UNM's pitching staff struck out 394 batters in Lopez' third year — the most since 2019 and seventh-most in program history — and collected 10 saves, also the most since 2019. They finished the season with the most wins (28) since 2017 with a No.

2 seed in the MW Tournament, finishing one game away from a regular season championship. In the second season with Lopez coordinating UNM's pitching, the team's ERA improved from 9.06 to 5.95 — UNM's lowest since 2016. UNM pitchers under Lopez also posted their lowest WHIP (1.59) since 2015 and fewest walks per nine innings (3.20) since 2014 in the process, with RHP Isaac Gallegos selected in the 2023 MLB Draft following the season's completion. Under Lopez, two Howard Hawks were named to the 2021 All-Region V Baseball Team, including pitcher Kris Anglin, who led the league in strikeouts (103). Howard's Ethan Coombes was second in the league in strikeouts, retiring 82 throughout the season. Prior to becoming the head coach of the Hawks, Lopez spent three years as an assistant coach under previous head coach, Rob Martinez.

During his time at Howard College, Lopez worked primarily with the pitchers and served as the recruiting coordinator. He has had over 40 players sign with Division I schools during his tenure, three players sign contracts with professional teams, and three players selected as

NJCAA All-Americans.

Lopez originally came to Howard College after a one-year stint with a brand-new NAIA program, Marymount California University (MCU). During his one year at MCU, Lopez was named the associate head coach and helped with day-to-day recruiting.

In the first year of the program, Lopez helped the Mariners win the CAL PAC Conference Championship and reach the 2016 West Grouping Championship. Lopez had three players selected to the 2016 All-California Pacific Conference Team while also coaching the CAL PAC conference player of the year and the CAL PAC Freshman of the year.

Prior to coaching at Marymount California University, Lopez was the volunteer assistant coach for two seasons at the University of Arizona under head coach Andy Lopez. Lopez assisted with the pitchers during practices and helped run the bullpen during games. Off the field, his job consisted of preparing scouting reports on opposing teams, directing the Andy Lopez Baseball Camp, and assisting with recruiting.

Lopez's collegiate career in baseball includes four years (2009-2012) at the University of Arizona. Lopez was named captain of the 2012 team, which won the NCAA National Championship in Omaha, Nebraska.

Lopez graduated from The University of Arizona in 2013 with a bachelor's degree in family studies.



MATT RISDON

ASSISTANT COACH / RECRUITING COORDINATOR

Matt Risdon joined the Lobo Family in 2022 as a volunteer assistant coach, and he currently serves recruiting coordinator and assistant coach. Risdon was previously at Lenoir-Rhyne University for three seasons. Risdon was a Division I catcher at Western Illinois for two seasons and served on the coaching staff for the Fighting Leathenecks from August 2015-July 2019. At UNM, he has been primarily responsible for coaching fielders and hitters.

In 2023, Risdon-coached hitters posted UNM's highest team batting average since 2013 (.328) — good

for best in the conference and No. 3 in NCAA D-I — while leading the MWC in OPS, hits, runs, triples, RBI and home runs. The Lobos' .974 fielding percentage in 2022 was the second-best in program history and best in the MWC, and their 48 double plays turned was the most in the conference.

The Lobos put up similar numbers in 2024 en route to their best MW finish (2nd) and first MW Tournament berth since 2017 — at the end of the season, UNM ranked No. 7 in NCAA D-I in Batting Average (.319) and No. 13 in On Base Percentage (.421) as well as No. 17 in Doubles Per Game (2.24), No. 31 in Slugging Percentage (.515), No. 25 in Scoring (8.4), leading the MW in nearly every offensive category. The Lobos posted a .968 fielding percentage while

ranking No. 15 in the nation in Double Plays Per Game (0.94).

In 2022, Risdon helped Lenoir-Rhyne University to the best season in program history with a 46-13 overall record and a record 25 wins at home. The Bears would post a 19-game winning streak, the longest in program history, and were ranked as high as No. 11 in the nation. The Bears would capture just the third SAC Tournament title in program history and advanced to just the second NCAA Tournament appearance in team history. Risdon was the catching coach and assisted with hitting and recruiting. In 2022 the Bears broke multiple offensive records such as: home runs, runs, RBIs, walks, HBPs, hits, as well as many other team records. The Bears season was capped off with their senior catcher, Nick Clarno, signing with the Atlanta Braves.

Risdon began his coaching career as the Director of Baseball Operations with WIU in August 2015 and served in that role for one season before being named the program's graduate assistant. After finishing his Master in Sports Management in May 2017, Risdon earned the title of assistant coach and recruiting coordinator prior to the 2018 campaign. Risdon was primarily responsible for catchers and assisted with hitting and infielders while also serving as the third base coach. Risdon helped with defensive positioning and discussed hitting approach with players during game review. Risdon also helped with administrative duties such as: travel, team meals, fundraising, scouting, and monitoring student-athlete academic eligibility.

Risdon played in 40 career games for Western Illinois. He earned his bachelor's degree in exercise science in 2015.



JUSTIN MITCHELL

ASSISTANT COACH: HITTING

Justin Mitchell joined the Lobo Family in August of 2023 and he serves as assistant coach. He coaches UNM's catchers as well as hitting for head coach Tod Brown.

In his first season as UNM's hitting coach, the Lobos wrapped up the regular season as the MW's statistical leaders in batting average (.323), slugging % (.521) and on-base % (.426) as well as runs (448), hits (588), RBI (415), total bases (947) and walks (285).

They ranked No. 8 in the nation in average at the conclusion of the season.

Mitchell spent the 2023 season as a graduate assistant coach at K-State under Pete Hughes. The 2023 Wildcats went 35-24 and advanced to the semifinals of the Big 12 Championship. His G.A. stint came after he played one season at K-State, hitting .308 with five homers and 22 RBIs over 52 games, playing catcher as a grad transfer. Mitchell played four seasons at Oklahoma, where he graduated. Over his time he played in 116 games, hitting .261 with two homers and 38 RBIs. He recorded 991 career putouts as a catcher.

He graduated from Oklahoma in 2022.

NEW MEXICO 2025 FIELDING STATS

Player	c	po	a	e	fld%	dp	sba	csb	sba%	pb	ci
47 OTT, Ethan	322	303	19	0	1.000	28	0	0	---	0	0
24 WILLIAMS, Brodey	207	184	23	0	1.000	0	26	9	.743	2	0
12 ASBY, Will	84	84	0	0	1.000	0	0	0	---	0	0
20 BANISTER, Luke	44	41	3	0	1.000	1	7	3	.700	4	0
10 ORIACH, Jordy	17	17	0	0	1.000	0	0	0	---	0	0
33 PURSER, Daxton	12	2	10	0	1.000	1	4	3	.571	0	0
34 BARNHOUSE, Josh	9	2	7	0	1.000	0	3	1	.750	0	0
5 MILLER, Shane	7	4	3	0	1.000	1	0	0	---	0	0
7 WHITE, Tommy	5	2	3	0	1.000	0	3	1	.750	0	0
27 LOPEZ, David	5	1	4	0	1.000	0	2	1	.667	0	0
39 CASTILLO, Ryan	4	1	3	0	1.000	0	1	4	.200	0	0
6 MCBROOM, Brian	4	2	2	0	1.000	0	0	0	---	0	0
25 WISEMAN, Luke	3	3	0	0	1.000	0	4	0	1.000	0	0
35 MONTEFORTE, Presley	2	1	1	0	1.000	0	2	1	.667	0	0
13 ROMERO, Matt	2	0	2	0	1.000	0	2	0	1.000	0	0
49 MESSMORE, Jack	1	0	1	0	1.000	0	3	0	1.000	0	0
15 WALKER, Khalil	110	109	0	1	.991	0	0	0	---	0	0
29 HERD, Caleb	135	124	9	2	.985	0	9	4	.692	1	0
43 TRUJILLO, Gene	58	55	2	1	.983	5	0	0	---	0	0
2 BRASS, Cooper	85	35	48	2	.976	9	0	0	---	0	0
4 WOOD, Tye	52	49	1	2	.962	0	0	0	---	0	0
3 WASLEFSKY, Karsen	143	39	97	7	.951	23	0	0	---	0	0
9 MCALISTER, Josh	177	58	110	9	.949	17	0	0	---	0	0
26 MANSY, Luke	63	20	38	5	.921	7	0	0	---	0	0
8 ALVAREZ, Diego	9	2	6	1	.889	0	6	2	.750	0	0
23 CUNNINGHAM, Ty	9	5	3	1	.889	0	2	0	1.000	0	0
14 CARRIS, Akili	73	23	40	10	.863	2	0	0	---	0	0
48 NEIL, Andrew	12	7	3	2	.833	0	0	0	---	0	0
31 PENGELLY, Dayne	8	1	5	2	.750	1	6	4	.600	0	0
11 CORNELIUS, Matt	3	0	2	1	.667	0	0	1	.000	0	0
17 MOGEN, Cristian	3	0	2	1	.667	1	0	0	---	0	0
19 STILL, Justin	2	1	0	1	.500	1	2	0	1.000	0	0
38 LEHMBECK, Blake	0	0	0	0	.000	0	0	0	---	0	0
42 BELL, Blake	0	0	0	0	.000	0	1	0	1.000	0	0
22 BAKER-LIVINGSTON, Be	0	0	0	0	.000	0	1	0	1.000	0	0
16 ORIGER, Grant	0	0	0	0	.000	0	0	0	---	0	0
Totals	1670	1175	447	48	.971	35	42	18	.700	7	0
Opponents	1590	1153	386	51	.968	36	29	14	.674	6	0

Hitting minimums - 1 Games 1 AB 2.0 AB/Game 1 TPA 2.0 TPA/Game

Pitching minimums - 1 Games 0.7 IP/Game

NEW MEXICO 2025 COMBINED STATS

Record: 28-18 Home: 18-6 Away: 8-11 Neutral: 2-1 MW: 15-9

Date	Opponent	Score	Player	avg	slug	ob%	g	ab	r	h	2b	3b	hr	rbi	bb	so	sb	cs	e
2/14	vs Austin Peay	w 9-6	ORIACH, Jordy	.403	.751	.488	45	181	57	73	20	2	13	54	26	25	1	1	0
2/15	vs UC Irvine	L 4-18	WALKER, Khalil	.398	.608	.456	46	171	43	68	14	5	4	30	15	21	2	3	1
2/16	vs Seton Hall	w 5-3	OTT, Ethan	.380	.741	.477	41	158	43	60	19	1	12	47	24	40	0	1	0
2/18	at Arizona	L 0-10	MCALISTER, Josh	.348	.667	.449	40	141	37	49	7	1	12	35	20	47	11	1	9
2/21	N. COLORADO	L 15-16	ASBY, Will	.337	.626	.417	44	187	51	63	19	1	11	46	24	30	1	0	0
2/22	N. COLORADO	L 11-15	CARRIS, Akili	.331	.422	.361	39	154	30	51	11	0	1	41	8	30	1	2	10
2/22	N. COLORADO	w 13-4	WASLEFSKY, Karsen	.314	.500	.383	38	118	31	37	5	1	5	30	12	22	3	3	7
2/23	N. COLORADO	w 12-7	WOOD, Tye	.313	.508	.454	41	128	44	40	11	1	4	29	29	35	5	1	2
2/25	NM STATE	w 7-0	-----																
2/28	RHODE ISLAND	L 13-14	MANSY, Luke	.380	.493	.510	30	71	23	27	5	0	1	21	18	6	0	0	5
3/1	RHODE ISLAND	w 15-14	NEIL, Andrew	.320	.620	.407	26	50	15	16	1	1	4	12	4	15	0	0	2
3/2	RHODE ISLAND	w 8-4	WILLIAMS, Brodey	.311	.489	.418	26	90	18	28	10	0	2	15	17	22	1	1	0
3/2	RHODE ISLAND	w 10-9	BRASS, Cooper	.303	.395	.391	32	76	16	23	4	0	1	12	12	11	3	1	2
3/7	at Tarleton State	L 4-10	HERD, Caleb	.264	.491	.406	20	53	15	14	0	0	4	16	14	13	0	0	2
3/8	at Tarleton State	L 0-4	TRUJILLO, Gene	.214	.429	.365	23	42	9	9	0	0	3	9	6	16	1	0	1
3/8	at Tarleton State	L 6-9	BANISTER, Luke	.172	.310	.265	12	29	5	5	1	0	1	8	4	10	0	0	0
3/9	at Tarleton State	L 3-4	MILLER, Shane	.000	.000	.286	3	4	1	0	0	0	0	3	2	2	0	0	0
*3/14	UNLV	w 12-6	Totals	.341	.575	.432	46	1653	438	563	127	13	78	408	235	345	29	14	48
*3/15	UNLV	w 13-3	Opponents	.319	.514	.411	46	1638	393	522	134	30	42	365	215	354	42	18	51
*3/16	UNLV	w 11-8	LOB - Team (390), Opp (389). DPs turned - Team (35), Opp (36). IBB - Team (4), ORIACH, J. 2, MCALISTER, J 1, MANSY, L. 1. Picked off - WOOD, T. 1.																
*3/21	at Nevada	w 6-4	Player	era	w-l	app	gs	cg	sh	sv	ip	h	r	er	bb	so	avg	hr	
*3/22	at Nevada	L 4-20	BARNHOUSE, Josh	5.06	4-1	24	0	0	0	1	37.1	41	22	21	14	27	.287	4	
*3/23	at Nevada	L 5-7	PURSER, Daxton	6.79	3-3	14	8	0	0	1	57.0	67	49	43	24	68	.288	7	
3/25	GRAND CANYON	w 12-10	CASTILLO, Ryan	7.88	4-2	9	8	1	0	0	37.2	53	36	33	12	37	.329	4	
*3/28	AIR FORCE	w 7-4	PENGELLY, Dayne	8.77	2-2	11	11	0	0	0	40.0	58	45	39	30	34	.341	1	
*3/29	AIR FORCE	w 12-7	-----																
*3/30	AIR FORCE	L 1-7	CUNNINGHAM, Ty	4.20	2-1	19	0	0	0	10	30.0	26	14	14	19	26	.228	0	
4/1	at NM State	w 15-10	WHITE, Tommy	5.16	2-0	15	0	0	0	0	29.2	37	18	17	14	26	.314	3	
*4/4	at Fresno State	L 5-12	WISEMAN, Luke	5.70	4-0	19	0	0	0	0	23.2	34	21	15	10	23	.318	2	
*4/5	at Fresno State	L 3-11	MONTEFORTE, Presley	8.51	1-2	8	4	0	0	0	24.1	35	25	23	12	17	.330	1	
*4/6	at Fresno State	L 7-13	MOGEN, Cristian	9.24	2-1	6	5	0	0	0	12.2	17	15	13	8	16	.333	1	
4/8	TEXAS TECH	w 15-5	LOPEZ, David	9.37	1-2	4	4	0	0	0	16.1	20	19	17	9	14	.294	3	
*4/11	WASHINGTON STATE	w 10-9	ALVAREZ, Diego	9.69	1-3	8	4	0	0	1	26.0	36	28	28	8	20	.321	5	
*4/12	WASHINGTON STATE	w 24-14	CORNELIUS, Matt	11.48	1-0	8	0	0	0	0	13.1	19	21	17	14	13	.339	3	
*4/13	WASHINGTON STATE	L 11-16	STILL, Justin	11.81	1-0	5	0	0	0	0	5.1	9	8	7	6	7	.375	0	
4/15	at NM State	w 12-10	MESSMORE, Jack	14.00	0-1	11	0	0	0	0	18.0	35	31	28	11	11	.412	4	
*4/17	at UNLV	w 13-7	ROMERO, Matt	14.54	0-0	11	1	0	0	0	8.2	17	14	14	8	5	.405	1	
*4/18	at UNLV	L 3-10	MCBROOM, Brian	17.47	0-0	7	0	0	0	0	5.2	10	11	11	5	5	.417	1	
*4/19	at UNLV	w 6-3	LEHMBECK, Blake	18.00	0-0	1	0	0	0	0	1.0	1	2	2	0	0	.333	0	
4/22	NM STATE	w 7-6	BELL, Blake	20.25	0-0	3	0	0	0	0	2.2	3	6	6	5	3	.300	2	
*4/25	SAN JOSE STATE	w 25-5	BAKER-LIVINGSTON, Ben	27.00	0-0	2	1	0	0	0	1.1	2	4	4	5	1	.333	0	
*4/26	SAN JOSE STATE	w 19-3	ORIGER, Grant	36.00	0-0	2	0	0	0	0	1.0	2	4	4	1	1	.400	0	
*4/27	SAN JOSE STATE	L 12-14	Totals	8.18	28-18	46	46	1	1	13	391.2	522	393	356	215	354	.319	42	
*5/2	at San Diego State	w 9-7	Opponents	9.04	18-28	46	46	0	2	5	384.1	563	438	386	235	345	.341	78	
*5/3	at San Diego State	w 9-8																	
*5/4	at San Diego State	w 15-7																	

PB - Team (7), BANISTER, L. 4, WILLIAMS, B. 2, HERD, C. 1, Opp (6). Pickoffs - Team (3), ALVAREZ, D. 1, CORNELIUS, M 1, PURSER, D. 1, Opp (1). SBA/ATT - WILLIAMS, B. (26-35), HERD, C. (9-13), PENGELLY, D. (6-10), BANISTER, L. (7-10), ALVAREZ, D. (6-8), PURSER, D. (4-7), CASTILLO, R. (1-5), WISEMAN, L. (4-4), WHITE, T. (3-4), BARNHOUSE, J (3-4), LOPEZ, D. (2-3), MONTEFORTE (2-3), MESSMORE, J. (3-3), ROMERO, M. (2-2), STILL, J. (2-2), CUNNINGHAM (2-2), BELL, B. (1-1), CORNELIUS, M (0-1), BAKER-LIVING (1-1).

Score by innings	1	2	3	4	5	6	7	8	9	EX	Total
New Mexico	66	49	52	62	50	57	33	40	24	5	438
Opponents	44	51	51	33	59	40	55	35	24	1	393

Win-loss breakouts: Day 15-15; Night 13-3; vs Left 5-1; vs Right 23-17;
1-run games 5-3; 2-run games 5-2; 5+run games 13-10; Extra inns 2-0; Shutouts 1-2.
Current streak: Won 3; Longest winning streak: 4; Longest losing streak: 4.
Attendance: Home 12407 (avg 563); Away 17885 (avg 812); Total 30292 (avg 688).