



COLORADO STATE

FOOTBALL

15 CONFERENCE CHAMPIONSHIPS | 15 BOWL GAME APPEARANCES | 45 WEEKS IN THE POLLS SINCE 1994 | 26 ALL-AMERICANS
246 FIRST-TEAM ALL-CONFERENCE SELECTIONS | 3 COLLEGE FOOTBALL HALL OF FAME SELECTIONS | 1 JIM THORPE AWARD WINNER

2016 SCHEDULE



Friday, Sept. 2 • Denver, Colo.
vs. COLORADO
L, 44-7



Saturday, Sept. 10 • Fort Collins, Colo.
UTSA
W, 23-14



Saturday, Sept. 17 • Fort Collins, Colo.
NORTHERN COLORADO
W, 47-21



Saturday, Sept. 24 • Minneapolis, Minn.
at MINNESOTA
L, 31-24



Saturday, Oct. 1 • Fort Collins, Colo.
WYOMING
L, 38-17



Saturday, Oct. 8 • Fort Collins, Colo.
UTAH STATE
W, 31-24



Saturday, Oct. 15 • Boise, Idaho
at BOISE STATE
L, 28-23



Saturday, Oct. 22 • Las Vegas, Nev.
at UNLV
W, 42-23



Saturday, Nov. 5 • Fort Collins, Colo.
FRESNO STATE
W, 37-0



Saturday, Nov. 12 • USAFA, Colo.
at AIR FORCE
L, 49-46



Saturday, Nov. 19 • 8:15 p.m. MT
NEW MEXICO
Fort Collins, Colo. • ESPN2



Saturday, Nov. 26 • 7 p.m. MT
at SAN DIEGO STATE
San Diego, Calif. • CBS Sports Network



Saturday, Dec. 3 • 5:30 or 5:45 p.m. MT
MW CHAMPIONSHIP
TBA • ESPN or ESPN2

Colorado State RAMS

5-5 (3-3 MW)



CSU vs. New Mexico At A Glance

Date: Saturday, Nov. 19

Time: 8:21 p.m. MT

TV: ESPN2

Radio: KARS 102.9 FM

KDCO 1340 AM & 104.7 FM

Location: Fort Collins, Colo.

Venue: Sonny Lubick Field
at Hughes Stadium

Surface: FieldTurf

Capacity: 32,500

Series: CSU leads, 38-25

Promotions: Final game at
Hughes Stadium / Salute to
2010s era

New Mexico LOBOS

7-3 (5-1 MW)



COLORADO STATE

- Under the direction of 2nd-year head coach Mike Bobo, who led CSU to a bowl game in 2015.
- CSU has posted 6 shutouts in a half this season, including a complete-game shutout vs. Fresno State on Nov. 5, the Rams' first since 1997.
- CSU is 38-of-41 when reaching the red zone (10th in NCAA FBS).
- Since returning to the starting lineup, QB Nick Stevens is 79-of-112 for 1,040 yards and 8 touchdown and 1 interceptions.
- WR Michael Gallup is averaging 132.2 yards per game over the past 5 contests, scoring in all 5 games.
- All-America P Hayden Hunt is 1 of 10 semifinalists for the Ray Guy Award.
- LB Kevin Davis ranks in the top 10 in the Mountain West for tackles per game and tackles for loss, and leads the league with 4 forced fumbles. He has been part of 6 turnovers overall.
- RBs Dalyn Dawkins, Izzy Matthews and Marvin Kinsey, Jr. have combined for 1,448 rushing yards and 18 total touchdowns. Matthews has scored 8 touchdowns in the last 5 games.
- The Rams' offensive line hasn't allowed a sack in the past 3 games and ranks 15th in NCAA FBS with 1.20 allowed per game this season.
- CSU's defense ranks in the top third nationally for tackles for loss per game (6.7; 35th) and sacks (2.40; 42nd).
- 27 players have made their CSU debuts this season, including 8 true freshmen.

A LOOK AT

- Led by Bob Davie, who has 25 wins in 4+ seasons in Albuquerque, advancing the Lobos to the 2015 New Mexico Bowl, their first bowl game since 2007.
- Has won 5 consecutive games to improve to 7-1 in Mountain West play (tied for 1st in the Mountain Division). It is tied for the program's longest win streak in the past 2 decades.
- Leads the nation by averaging 347.8 rushing yards per game.
- Teriyon Gipson leads the nation with 8.97 yards per carry, averaging 115.5 rushing yards per game (15th in FBS) and scoring 11 total touchdowns. Behind him, Tyrone Owens is averaging 92.7 rushing yards per game and has scored six times.
- Richard McQuarley has scored a team-most 12 times, one-third of UNM's 36 rushing touchdowns.
- Averaging 36.7 points per game (27th in FBS).
- Senior defenders Dakota Cox and Nik D'Avanzo were named Preseason All-Mountain West in July. The duo has combined for 112 tackles, 6.0 sacks, 12.0 tackles for loss and 3 turnovers.
- K Jason Sanders has made 90.9% of his field-goal attempts (11th in FBS).
- Has allowed just 10 total sacks (8th in FBS).
- Ranks 2nd in FBS with a 34.58 time-of-possession average.
- Lead the Mountain West and ranks 10th in FBS, converting more than 70% of fourth-down tries.
- Has 3 defensive touchdowns (10th in FBS).

NEW MEXICO

COLORADO STATE LEADERS

Category	Player	Total
Touchdowns	Izzy Matthews	9
Passing Yards	Nick Stevens	1,114
Passing TDs	[Two Players]	8
Rushing Yards	Dalyn Dawkins	596
Receptions	Michael Gallup	58
Receiving Yards	Michael Gallup	909
Total Offense	Collin Hill	1,145
Tackles	Kevin Davis	89
Interceptions	Braylin Scott	3
Forced Fumbles	Kevin Davis	4
Fumble Recoveries	[Four Players]	1
Sacks	[Four Players]	3.0
Tackles for Loss	Kevin Davis	9.5
Punt Return Avg.	Robert Ruiz	4.6
Kick Return Avg.	Dalyn Dawkins	24.1

NEW MEXICO LEADERS

Category	Player	Total
Touchdowns	Richard McQuarley	12
Passing Yards	Austin Apodaca	603
Passing TDs	[Two Players]	4
Rushing Yards	Tyrone Owens	927
Receptions	Dameon Gamblin	17
Receiving Yards	Q. Drennan	235
Total Offense	Teriyon Gipson	986
Tackles	Dakota Cox	62
Interceptions	[Two Players]	2
Forced Fumbles	Daniel Henry	2
Fumble Recoveries	[Four Players]	1
Sacks	Garrett Hughes	5.5
Tackles for Loss	Nik D'Avanzo	7.0
Punt Return Avg.	Chris Davis	7.3
Kick Return Avg.	Elijah Lilly	31.2

COLORADO STATE FOOTBALL



FOLLOW THE GAME

TV (ESPN2)

Jason Benetti	Play-By-Play
Kelly Stouffer	Color Analyst
Paul Carcatera	Sideline

Radio (Colorado State Sports Network)

Flagship: KARS 102.9 FM

KDCO 1340 AM & 104.7 FM (Denver) / KJME 890 AM (Colorado Springs) / KMTS 99.1 FM (Glenwood Springs) / KKVT 100.7 FM (Grand Junction) / KRFD 100.1 FM (Sterling) / KTYV 98.9 FM (Steamboat Springs)

Brian Roth	Play-By-Play
Mark Driscoll	Color Analyst
Marty Cesario	Sideline

FOLLOW THE RAMS

Twitter

@CSUFootball	@CSURamsGameday
@CoachBobo_CSU	@CSUAthletics

Instagram

@CSURamsFB	@CSUAthletics
------------	---------------

Facebook

Facebook.com/CSURamsFootball
Facebook.com/CSURams

TEAM COMPARISON

	CSU	UNM
Total Offense	432.9	458.7
Rushing Offense	197.3	347.8
Passing Offense	235.6	110.9
Passing Efficiency	140.8	125.4
Scoring Offense	29.7	36.7
Total Defense	410.6	374.3
Rushing Defense	207.8	138.3
Pass Efficiency Defense	134.9	147.4
Scoring Defense	27.2	30.5
Net Punting	41.1	34.5
Punt Returns	4.6	7.3
Kickoff Returns	21.0	23.6
Turnover Margin	0	-2
Sacks	2.4	2.3
Tackles For Loss	6.7	5.9
Sacks Allowed	1.2	1.0

NCAA RANK COMPARISON

	CSU	UNM
Total Offense	50	38
Rushing Offense	43	1
Passing Offense	64	127
Team Passing Efficiency	44	81
Scoring Offense	59	27
Total Defense	67	41
Rushing Defense	95	35
Passing Yards Allowed	34	75
Team Passing Efficiency Defense	76	108
Scoring Defense	62	80
Turnover Margin	61	84
3rd Down Conversion Pct.	56	30
4th Down Conversion Pct.	36	10
3rd Down Conversion Pct. Defense	125	45
4th Down Conversion Pct. Defense	19	75
Red Zone Offense	10	40
Red Zone Defense	110	86
Net Punting	15	114
Punt Returns	106	71
Kickoff Returns	61	23
First Downs Offense	43	60
First Downs Defense	60	27
Fewest Penalties Per Game	33	78
Fewest Penalty Yards Per Game	36	81
Time Of Possession	63	2

SERIES HISTORY: COLORADO STATE VS. NEW MEXICO

SERIES VS. NEW MEXICO (38-25-0)

Nov. 28	1935	W	7-6	Albuquerque
Oct. 3	1936	W	9-7	Fort Collins
Nov. 24	1938	L	7-27	Albuquerque
Oct. 30	1939	L	19-21	Albuquerque
Oct. 26	1940	W	7-6	Denver
Oct. 27	1951	W	20-15	Albuquerque
Nov. 15	1952	L	0-3	Albuquerque
Nov. 21	1953	W	9-3	Fort Collins
Nov. 13	1954	L	7-10	Albuquerque
Sept. 24	1955	W	25-0	Fort Collins
Dec. 1	1956	W	28-27	Albuquerque
Sept. 28	1957	L	7-30	Fort Collins
Nov. 15	1958	L	12-17	Albuquerque
Sept. 26	1959	W	14-9	Fort Collins
Nov. 12	1960	L	6-24	Albuquerque
Nov. 18	1961	L	8-20	Fort Collins
Nov. 10	1962	L	8-21	Albuquerque
Nov. 2	1963	L	0-25	Fort Collins
Nov. 14	1964	L	0-42	Albuquerque
Oct. 2	1965	W	27-22	Fort Collins
Nov. 5	1966	W	45-6	Albuquerque
Sept. 14	1968	W	21-13	Albuquerque
Nov. 24	1973	L	13-30	Fort Collins
Sept. 14	1974	L	23-32	Albuquerque
Sept. 27	1975	W	27-16	Albuquerque
Oct. 2	1976	L	20-33	Fort Collins
Oct. 22	1977	W	14-9	Fort Collins
Nov. 11	1978	W	26-15	Albuquerque
Nov. 10	1979	L	9-24	Fort Collins
Oct. 11	1980	W	31-26	Albuquerque
Nov. 14	1981	L	16-28	Fort Collins
Nov. 13	1982	L	24-29	Albuquerque
Oct. 29	1983	W	25-24	Fort Collins
Oct. 13	1984	W	16-10	Albuquerque
Oct. 12	1985	W	45-28	Albuquerque
Nov. 15	1986	W	32-27	Fort Collins
Oct. 17	1987	W	35-13	Fort Collins
Nov. 12	1988	L	23-24	Albuquerque
Oct. 7	1989	W	34-20	Albuquerque
Oct. 20	1990	W	47-7	Fort Collins
Nov. 16	1991	L	36-38	Fort Collins
Nov. 21	1992	W	14-10	Albuquerque
Oct. 30	1993	W	21-20	Fort Collins
Oct. 1	1994	W	38-31	Albuquerque
Oct. 21	1995	L	14-22	Fort Collins
Dec. 6	1997	W	41-13	Las Vegas
Nov. 6	1999	W	36-22	Albuquerque
Oct. 7	2000	W	17-14	Fort Collins
Nov. 17	2001	W	24-17	Albuquerque
Nov. 23	2002	W	22-14	Fort Collins
Nov. 7	2003	L	34-37	Albuquerque
Oct. 30	2004	L	17-26	Fort Collins
Oct. 28	2005	W	35-25	Albuquerque
Oct. 28	2006	L	19-20	Fort Collins
Nov. 10	2007	L	23-26	Albuquerque
Nov. 15	2008	W	20-6	Fort Collins
Nov. 21	2009	L	27-29	Albuquerque
Oct. 30	2010	W	38-14	Fort Collins
Sept. 3	2011	W	14-10	Albuquerque
Nov. 24	2012	W	24-20	Fort Collins
Nov. 16	2013	W	66-42	Albuquerque
Nov. 22	2014	W	58-20	Fort Collins
Nov. 21	2015	W	28-21	Albuquerque

SERIES HISTORY

Series	38-25-0
In Fort Collins	17-11-0
Last Win	2014 (58-20)
Last Loss	2006 (20-19)
In Albuquerque	19-14-0
Last Win	2015 (28-21)
Last Loss	2009 (29-27)
Neutral	2-0-0
Last Win	1997 (41-13)
Last Loss	—

NOTABLE PERFORMANCES

- CSU is 38-25 all-time against New Mexico, including 17-11 in Fort Collins.
- The Rams have won six consecutive meetings in the series.
- Dating back to a 2006 loss, CSU has won four in a row at home.
- Since 1983, CSU is 25-8 against the Lobos.
- CSU is averaging 50.67 points per game over the last three meetings, including 66 points in 2014 and 58 in the most-recent meeting in Fort Collins (2015).
- CB Tyree Simmons has played New Mexico three times, tallying eight tackles, 2.0 tackles for loss and two interceptions for 68 return yards in 2014.
- RBs Dalyn Dawkins (94 yards) and Izzy Matthews (89 yards) combined for 183 yards (4.95 average) and a touchdown in the Rams' 2015 victory.
- QB Nick Stevens is 19-of-30 for 281 yards and one touchdown in two games (one start) vs. New Mexico.
- 10 current defenders have recorded tackles vs. New Mexico, including LB Kevin Davis, who in 2015 had four stops, including one sack, plus a game-sealing interception.
- Three current Rams receivers have receptions vs. the Lobos, but the biggest performance came from now-CB Jordon Vaden (4 catches for 87 yards in 2015).
- Hayden Hunt has punted just two times in three games vs. New Mexico.

COLORADO STATE FOOTBALL



COLORADO STATE

28



NEW MEXICO

21

Saturday, Nov. 21, 2015
University Stadium
Albuquerque, N.M.
Attendance: 21,643

	1	2	3	4	F
Colorado State	14	3	3	8	28
New Mexico	7	7	7	0	21

SCORING SUMMARY

First Quarter

14:06 CSU D. Gaines 30-yard run (W. Bryan kick)
8:53 UNM J. Pressley 1-yard run (Z. Rogers kick)
3:24 CSU K. Cartwright 8-yard pass from N. Stevens (W. Bryan kick)

Second Quarter

12:53 UNM L. Jordan 4-yard run (Z. Rogers kick)
0:00 CSU W. Bryan 24-yard field goal

Third Quarter

12:47 CSU W. Bryan 22-yard field goal
8:54 UNM J. Pressley 36-yard run (Z. Rogers kick)

Fourth Quarter

8:41 CSU I. Matthews 1-yard run (J. Hansley pass from N. Stevens, 2-pt.)

TEAM STATISTICS CSU NM

First Downs	26	20
Rushes-Yards	45-221	50-268
Passing Yards	264	58
Passes Att-Comp-Int	23-16-0	10-4-3
Total Plays-Yards	68-485	60-326
Fumble Returns-Yards	0-0	0-0
Punt Returns-Yards	0-0	0-0
Kickoff Return-Yards	2-34	3-62
Int. Return-Yards	3-20	0-0
Punts (Number-Avg)	0-0	1-46
Fumbles-Lost	2-0	0-0
Penalties-Yards	4-29	3-15
Possession Time	28:32	30:34
Third-Down Conversions	9-of-14	6-of-11
Fourth-Down Conversions	0-of-1	3-of-3
Red-Zone Scores-Chances	4-5	2-3
Sacks By: Number-Yards	2-19	1-5

RUSHING – Colorado State: Dawkins 22-94; Matthews 15-89; Gaines 2-38; Oden 1-3; Stevens 3-5. New Mexico: Jordon 23-97; Gipson 14-76; Pressley 6-75; Owens 2-12; McQuarley 4-5; Chestnut 1-3.

PASSING – Colorado State: Stevens 16-23-0-264. New Mexico: Jordan 4-9-3-58; Apodoca 0-1-0-0.

RECEIVING – Colorado State: Higgins 8-140; Vaden 4-87; Cartwright 2-16; Hansley 1-16; Walker 1-5. New Mexico: Gamblin 2-17; White 1-25; Gipson 1-16.

TACKLES – Colorado State: Clyburn 7-2; Matthews 4-1; Jackson 1-4; Pierre-Louis 3-1; Davis 3-1; Kawulok 3-0; Elliott 3-0; Robinson 3-0; Hansen 2-1; Januska 1-2; Hodges 2-0; Lovingood 2-0; Thomas 0-2; Foster 0-2; Schlager 0-2; Scott 1-0; Colorito 1-0; Fa'Apito 1-0; Simmons 1-0; Michel 1-0; James 1-0. New Mexico: Henry 6-2; Cox 4-2; Rothschilder 3-3; Martin 5-0; D'Avanzo 3-2; Jones 4-0; Carson 3-1; White 2-2; Santos 2-1; Daniels 2-1; Duncan 2-0; Langford 1-1; Crosby 1-0; Byrd 1-0; Pressley 1-0; Brown 1-0; Green 1-0; Udeh 1-0; Timmons 1-0; Arredondo 1-0; Baker 0-1.

- CSU became bowl eligible for the third consecutive season, the first time the Rams have accomplished that feat since playing in five bowls in a row from 1999-2003.
- The Rams have won three consecutive games, their longest win streak of the season.
- CSU is 3-1 on the road this season, and since midway through the 2013 season has won nine of its past 13 true road contests - its best stretch since 2001-03.
- CSU improved to 38-25 all-time against New Mexico, winning six straight in the series since 2010.
- CSU won the turnover battle for the fourth time this season, committing zero turnovers and forcing three interceptions - Trent Matthews, Kevin Davis and Kevin Pierre-Louis.
- Junior WR Rashard Higgins set CSU's career receptions record, passing WR David Anderson (223), early in the second quarter. Higgins has a school-record 229 receptions and 31 touchdown catches.
- Also in the second quarter, Nick Stevens became CSU's single-season passing leader by a sophomore quarterback, passing Kelly Stouffer (1984). Stevens has 2,284 passing yards this season, his first as a starter.
- CSU scored on its first offensive possession for the third week in a row and fifth time this season. CSU is 5-0 in those contests.
- For the second consecutive game, CSU scored in all four quarters.
- CSU, which entered the game ranked 25th nationally with a 44.5-percent third-down conversion rate, was 9-of-14 (64.3).
- RBs Dalyn Dawkins (94 yards) and Izzy Matthews (career-most 89) led CSU's rushing attack which totaled 221 yards on the ground.
- QB Nick Stevens completed 16 of 23 passes for 264 yards and one touchdown. He had three completions of at least 30 yards.
- All-America wide receiver Rashard Higgins caught eight passes for 140 yards, a season most.
- WR Jordon Vaden entered Saturday with 73 receiving yards on the season. The junior matched that figure and more, totaling 87 on four catches, including a 57-yarder in the third quarter.
- On the second play of the game, senior S Trent Matthews intercepted Lamar Jordan's pass, his second interception of the season and 10th of his career (tied for 10th in CSU history). One play following Matthews' interception, on the first play from scrimmage for CSU, sophomore WR Deionte Gaines rushed 30 yards into the end zone to give CSU a 7-0 lead.
- Seniors Terry Jackson (5) and Justin Hansen (3) recorded season highs for tackles.



LB Kevin Davis recorded his first career interception, sealing CSU's 28-21 win at New Mexico in the final 71 seconds. With the victory, CSU became bowl eligible for the third year in a row.

COLORADO STATE FOOTBALL



MIKE BOBO | COLORADO STATE

Colorado State University President Tony Frank announced the appointment of Mike Bobo as head coach of the Rams' football program on Dec. 23, 2014. Bobo is the 22nd head coach in the history of the program, and came to Fort Collins from the University of Georgia, where he had spent the previous 14 seasons, including the last eight as his alma mater's offensive coordinator.

In 2015 Bobo became the only head coach in program history to win seven regular season games in his first season at the helm. Bobo's Rams won four games in a row, and five out of six, to close the 2015 regular season season, securing CSU's third consecutive bowl invitation en route to a 7-6 record. CSU's four wins in the season's final month marked

the first undefeated November by a Rams team since 1948, and included three road wins—at Wyoming in his first "Border War," at New Mexico and at Fresno State. Five CSU players earned All-Mountain West honors under Bobo, including punter Hayden Hunt, who was one of three finalists for the Ray Guy Award. CSU ranked fourth in the FBS in net punting average (42.0) and 17th in kickoff return average (25.1). Bobo's Rams were one of only two FBS schools to have three running backs each record at least one game with 140 or more rushing yards (Dalyn Dawkins, Izzy Matthews and Jasen Oden, Jr.) and quarterback Nick Stevens set passing records for a CSU sophomore with 2,679 yards through the air and 21 touchdowns (fifth-most in school history).


Bobo's 14-year stint at Georgia, where he had starred at quarterback in the late 1990s, began in January, 2001, when head coach Mark Richt hired him as quarterbacks coach, for his second stint with the school. He was promoted by Richt to offensive coordinator in 2007. During his time at UGA, Bobo helped lead the Bulldogs to 135 victories, including two Southeastern Conference championships, five SEC Eastern Division titles and eight bowl victories. The 2012 Broyles Award finalist held the offensive coordinator spot for 92 games with the Bulldogs, scoring 30-plus points 57 times, 40-plus points 29 times and more than 50 points 13 times.

In 2014 Bobo led a Bulldogs offense that averaged 41.3 points per game, which ranked eighth nationally, and racked up 457.8 yards of total offense per game. Against teams ranked in the Top 25, UGA compiled a 3-2 record while scoring 34.4 points per game. Additionally, the 2014 Bulldogs' offense ranked in the top 15 nationally in rushing offense, team passing efficiency, completion percentage, fewest interceptions, third-down conversion percentage and fourth-down conversion percentage. The 537 points scored in 2014 established a Georgia single-season record. The previous single-season record was set in 2012 while Bobo was offensive coordinator.

Bobo guided several talented quarterbacks at Georgia, including Aaron Murray, who played from 2010-13. Murray, who was chosen in the fifth round of the 2014 NFL Draft by the Kansas City Chiefs, set more than 25 UGA records and four SEC marks. The NFL's No. 1 draft choice in 2009, Matthew Stafford, also blossomed under Bobo's tutelage. The Detroit Lions' starting quarterback was second-team All-SEC and earned All-America recognition in 2008 for Georgia and was MVP of the 2009 Capital One Bowl. In Bobo's time at Georgia he also mentored quarterback David Greene (2001-04), who was the winningest quarterback in NCAA Division I history at the time (42), wide receiver A.J. Green, running back Todd Gurley and many others. In all, Bobo helped mold four first-round NFL draft choices at Georgia: Stafford (No. 1 in 2009), running back Knowshon Moreno (No. 12 in 2009), Green (No. 4 in 2011) and Gurley (No. 10 in 2015).

Prior to joining Richt's staff in Georgia, Bobo served one year as an assistant coach at Jacksonville State, after working as an administrative assistant and graduate assistant from 1998-99 at UGA. Bobo was a quarterback for the Bulldogs from 1994-97, earning four letters, and led the team in passing in 1996 and '97. Among all UGA quarterbacks, Bobo ranks first in single-season completion percentage (65% in '97), single-season passing efficiency rating (155.8 in '97), second in career touchdown passes (38) and third in career pass completions (445), season passing yards (2,751 in '97), career passing yards (6,334) and single-season touchdown passes (19). In his career Bobo threw for 6,334 yards, which is third-most all-time by a Georgia quarterback.

Bobo and his wife, Lainie, have five children, a son Drew (12); triplets Olivia, Jake and Ava Grace (10); and Kate (9).



BOB DAVIE | NEW MEXICO

Bob Davie enters his fifth season at The University of New Mexico, where he has led the program back to bowl eligibility and a level of national respect as UNM qualified for the 2015 Gildan New Mexico Bowl, the first bowl game for the Lobos since 2007. Davie's 18 wins in his first four seasons already has him tied for eighth on the career wins list at UNM, and he has helped the program achieve levels not seen in Albuquerque for many years. Yet it's how he has been able to do it that is what has Lobo fans excited for the program.

Davie has completely flipped and turned his rosters over, combining an energetic mix of talent from Texas and California while averaging nearly 25 native New Mexican players

per season on the roster, with many of those major contributors. It all clicked in 2015 as after 11 wins in his first three seasons which nearly quadrupled the previous three seasons' total, the program took a big leap, picking up three signature wins in the month of November as the Lobos clinched its first winning season and bowl game since the 2007 season. The Lobos knocked off three 10-win teams from a year ago, including a pair of stunning upsets to open November. First UNM took down first place Utah State 14-13. Then, UNM announced their presence to the college football world with a 31-24 victory on the road over Boise State to clinch bowl eligibility. UNM then defeated Mountain Division champions Air Force 47-35. Those wins were the first three wins over bowl eligible teams in the last seven seasons. The Lobos tied for its most conference wins since the 1997 season with five. Offensively the team tied a school record with 42 rushing touchdowns and finished in the top 10 in the NCAA in rushing for the fourth straight season and was ninth nationally in fourth down conversion percentage and 11th in total conversions. UNM also led the nation in total plays from scrimmage of 60 yards or more (11) and 70 yards or more (7), showcasing the explosive offense. Defensively, UNM ranked as the fourth-most improved defense in the nation in terms of yards allowed, shaving off 81.6 yards per game from 2014. UNM also shaved 7.5 points per game off their 2014 scoring defense, and that was the 15th most improved in the NCAA. UNM's rushing defense was the nation's third-most improved in terms of yards per game (76.3 yards per game less than 2014) and it was fourth in terms of yards per carry (1.29 yards per carry less than 2014). All of that added up to a 7-5 regular season, a 5-3 mark and second place in the Mountain West's Mountain Division and a berth in the 2015 Gildan New Mexico Bowl, which UNM fought down to the wire in a 45-37 loss to Arizona. UNM picked up four All-Mountain West honors, including a Second Team selection as a returner for Carlos Wiggins. The Lobos also picked up 19 Mountain West All-Academic honors, the second-highest total in program history.

The seeds of 2015 were planted in 2014 as the Lobos showed that they were on the right path as the team battled to a 4-8 record, with plenty of close games and great performances along the way. The 2014 Lobos featured three players on the Capital One/CoSIDA All-District team in Reece White, Garrett Adcock and Dakota Cox. The three players were exactly half of the honorees in the Mountain West as the rest of the league had three players combined. New Mexico went 4-8 in 2014, a one-game improvement from 2013, but the improvement was certainly bigger than the win column. The Lobos shaved a full touchdown off of their points allowed, and 14.5 points off their defensive average against unranked opponents from a year ago. UNM's defense in 2014 is one of the nation's most improved in terms of yardage allowed, points allowed and yards per rush. UNM's defense enters bowl season as one of 25 programs with double digit fumble recoveries and interceptions, and the Lobos rank 22nd nationally in tackles for loss. Offensively UNM is once again firing away, averaging 29.3 points per game, in range of becoming just the ninth team in school history to average 30 points per game. The Lobos are also in range of becoming the seventh in school history with 5,000 yards of total offense for a season.

The 2013 Lobos continued to represent Davie's hard-nosed mentality. Rushing the football again was the team's calling card on offense. After Air Force led the Mountain West in rushing for every year of the league's existence from 1999 (14 in all), UNM repeated as conference rushing champion in 2014. The Lobos' 301.4-yard average per game ranked fourth nationally, and UNM is the only team in the last three years to average 300 yards per game on the ground and finish in the top five nationally. The Lobos were in the top five nationally in runs of 10, 20, 30, 40, 50 and 60 yards as well. Once again, UNM's special teams lived up to billing, with UNM leading the Mountain West in average return with a 22.4-yard average. UNM was the only school to return a kickoff for a touchdown, and it accomplished that twice, with two different returners. The kickoff return for a touchdown has become a hallmark of the Bob Davie era, as UNM now has eight kickoff returns for touchdowns in his four years as the head coach.

In 2012, UNM went 4-9 and 1-7 in Mountain West play. The program's four wins represented a 400 percent improvement from 2011 when the school won one game; UNM had the greatest improvement by percentage of any school in the Football Bowl Subdivision. Davie led UNM to one of the best statistical turnarounds in college football from 2011 to 2012. The Lobos showed the greatest improvement among the 120 FBS schools in scoring margin and rushing offense. The Lobos improved by 25.21 points in scoring margin and 188.14 rushing yards. The 2012 UNM team also ranked second nationally in time of possession improvement, fourth in net punting improvement and fifth in turnover margin improvement from the previous season.

Davie became New Mexico's 31st football head coach on Nov. 17, 2011. Davie, 61, had been a college football analyst on television since 2002. He had served as the lead analyst on ABC Saturday Night Primetime college football telecasts, as well as ESPN and ESPN2 Saturday Night Primetime games.

Prior to that, Davie served as head football coach at the University of Notre Dame for five seasons (1997-2001). He was defensive coordinator for three years (1994-96) with the Fighting Irish under head coach Lou Holtz before taking over the program in 1997. Davie spent nine years as an assistant coach at Texas A&M University (1985-93) under head coaches Jackie Sherrill (1985-88) and R.C. Slocum (1989-93). Davie was linebackers coach for Sherrill and was promoted to defensive coordinator and assistant head coach under Slocum. He also served as assistant head coach/defensive coordinator at Tulane (1984-85) and linebackers coach at the University of Pittsburgh (1980-82) and the University of Arizona (1978-79).

In 26 years of coaching, Davie has been a part of teams that have compiled a combined record of 206-102-4. He has coached in 18 bowl games, including the Fiesta Bowl, Orange Bowl, Sugar Bowl and Cotton Bowl.

Davie is a 1977 graduate of Youngstown State and was a three-year starter at tight end.

Davie and his wife, Joanne, have two children - daughter Audra and son Clay.

COLORADO STATE FOOTBALL

**END OF AN ERA: FAREWELL HUGHES**

Colorado State will close the doors of Hughes Stadium following Saturday's game, ending a 49-year era. The Rams have had plenty of success in the stadium, going 145-114-2 (.560) in 261 games. Many of the program's all-time greats played at Hughes Stadium, including 18 All-Americans and 79 NFL Draft picks. Since 1968 when Hughes Stadium opened, CSU has won six conference championships, played in 14 bowl games and has had three undefeated home seasons.

For more on the history of Hughes Stadium, including an interactive timeline, photo gallery and more, visit www.CSURams.com/farewellhughes.

Hughes Stadium by the numbers:

- Stadium approved: September 1996
- Groundbreaking ceremony: May 8, 1967
- Construction begins: July 1967
- Cost to build: \$2.96 million
- Time to build: 16 months, 20 days
- Original seating capacity: 26,608
- First game: Sept. 28, 1968 vs. North Texas State
- First of many concerts: July 6, 1975 (The Beach Boys, Chicago and Elton John)
- First televised game: Sept. 20, 1975 vs. BYU (ESPN)
- First win over a ranked opponent: Nov. 19, 1977 vs. No. 12 Arizona State
- Memorable win over No. 19 Wyoming: Nov. 3, 1990 (excited fans rushed the field, tore down the goal posts and carried them throughout Fort Collins)
- First night game: Oct. 31, 1991 vs. BYU
- Record crowd: Oct. 22, 1994 vs. Utah (39,107)
- Permanent lighting installed: 2000
- Playing surface named Sonny Lubick Field: 2003
- Major renovation: Sept. 24, 2005 (4,400 permanent seats added to the north end zone, in addition to sky boxes, suites and an expanded press box)
- Memorable goal-line stand vs. Utah: Oct. 8, 2005
- FieldTurf installed: 2006
- All-time attendance: 6,027,047



COLORADO STATE FOOTBALL

**SAYING FAREWELL**

Saturday's final game at Sonny Lubick Field at Hughes Stadium will be a night to remember. Before, during and after the game, fans in attendance will have the opportunity to be part of this historic event to pay final respects and officially take part in the closing of the stadium. Former players and coaches, led by the first head coach of a Rams team to play at Hughes Stadium, Mike Lude, will join the team for Ram Walk just before 6 p.m. Fans may visit one of two photo booths on the east and west concourses to receive complimentary 4x6 photo prints to commemorate the historic final night, and the first-quarter recognition of the 2010s decade will include the decade flag being presented to 2014 Mountain West Offensive Player of the Year Garrett Grayson. Halftime will feature a special performance by the CSU Marching Band and on-field recognition of all former players and coaches in attendance. After the game a special ceremony inclusive of all fans in attendance will commence immediately to symbolically bring the stadium to its official close.

SENIOR NIGHT

Prior to Saturday's game, CSU will recognize its senior class – part of the Rams' Senior Night festivities. The class has been part of one of CSU's most-successful runs in school history, vying for a fourth consecutive bowl berth and winning season. The Rams have won 17 home games over the past four seasons, the best stretch in school history.

HOME SWEET HOME

CSU's is 4-1 at home this season, and all-time, the Rams are 145-114 (.560) at Hughes Stadium, winning 15 of their last 19 games dating back to the 2013 season.

ON A ROLL

Over the past three contests, the Rams' offense has totaled at least 37 points in each game, averaging 41.67 points and 506.67 yards, including 559 yards at Air Force (11/12). CSU jumped out to an early lead behind scores on its first three possessions.

One week prior, vs. Fresno State (11/5), the Rams scored on six straight drives after turning the ball over on downs in the red zone on their first possession, and in their game before that, at UNLV (10/22), the Rams scored on five of their first six possessions to jump out to a 35-0 halftime advantage.

Overall, CSU has scored first in each of its last five contests.

NO PROBLEM IN NOVEMBER

When the calendar flips to November, the Rams turn it up a notch. CSU has had plenty of recent success in the month, including:

- 9 wins in their last 11 games in the month of November, including five in a row prior to last week's loss at Air Force.
- 6 home wins in a row during the month of November.

THE 300-200-100 CLUB

Several Rams put up historic numbers at Air Force (11/12), including a trio of offensive stars. QB Nick Stevens completed 22-of-29 passes for two touchdowns and a career-most 374 yards. More than half of his passes went to WR Michael Gallup, who finished the game with 13 catches for 213 yards – both personal bests. On the ground, RB Dalyn Dawkins had 102 rushing yards and the first

two-touchdown game of his career.

It marked the first time in CSU history that the Rams have had a 300-yard passer, 200-yard receiver and 100-yard rusher in the same game.

GALLUP'S HISTORIC PERFORMANCE

Each week, junior WR Michael Gallup – a JUCO transfer from Butler County Community College – has become more and more of a star for the Rams' offense. Not only has he led the Rams in receiving yards each of the past seven games, but he continues to get better with each game.

His best performance so far happened to be one of the best overall performances in school history, catching 13 passes for 213 yards and a touchdown at Air Force (11/12). The 13 catches were second-most in school history – second only to Jeff Champine's 14 on Oct. 29, 1983 – and he became just the sixth Rams' receiver with 200-plus yards in a single game, a total which was the fifth-most ever and highest since David Anderson's 232 on Oct. 2, 2004.

**GIDDY UP, GALLUP**

In six Mountain West contests, WR Michael Gallup is leading the league, by far, with 7.3 receptions and 122.7 yards per game. The next closest is 6.0 receptions and 95.7 yards.

More specifically, over the past five games, Gallup has caught 40 passes for 661 yards (132.2 average), including a touchdown in each contest. His seven receiving touchdowns on the season are a team most.

Against Utah State (10/8), Gallup caught seven passes for a then-career-most 140 yards and a touchdown. It was the first 100-yard receiving game by a CSU player other than Rashard Higgins since Charles Lovett vs. Hawai'i in 2014. He followed that performance up with a career-most nine catches for 126 yards in the Rams' win over Fresno State (11/5).

Gallup has been part of several of the Rams' longest plays from scrimmages this season – including turning a 15-yard reception into a 60-yard score vs. Utah State – in addition to multiple key third-down conversions. Of Gallup's 40 catches over the past four games, 28 have resulted in first downs, including 10 on third-down completions.

STEVENS IN COMMAND

After an early-season demotion, Nick Stevens has stepped back into the saddle and looks like a completely different player at quarterback. In his four starts since returning to action, Stevens is 79-of-112 (70.5 percent) for 1,040 – and most notably eight touchdowns compared





CAREER PARTICIPATION

Player	GP/GS
Robert Awunganyi	6/0
Jack Bares	1/0
Faton Bauta	8/1
Jake Bennett	26/26
Jordan Benson	2/0
Wyatt Bryan	23/0
Jakob Buys	31/7
Nick Callender	34/17
Detrich Clark	10/3
Deonte Clyburn	39/8
Evan Colorito	32/10
Pierre Copeland III	9/0
Braxton Davis	21/0
Kevin Davis	46/24
Dalyn Dawkins	21/18
Patrick Elsenbast	17/1
Dalton Fackrell	10/1
Justin Falls	6/0
Colton Foster	8/0
John Freismuth	7/0
Michael Gallup	10/8
Anthony Giusti	1/0
Zack Golditch	27/22
Tavis Guerra	2/0
Anthony Hawkins	10/4
Houston Haynes	1/0
Jamal Hicks	6/1
Collin Hill	5/4
Hayden Hunt	48/0
O'Shea Jackson	8/4
Arjay Jean	9/0
Olabisi Johnson	22/5
Shun Johnson	31/2
Devin Jones	9/0
Brett Jordan	1/0
Richard King	9/0
Marvin Kinsey, Jr.	10/0
Johnathan Lewis	1/0
Sammie Long IV	27/1
Josh Lovingood	36/16
Elroy Masters, Jr.	25/2
Izzy Matthews	21/1
Deshon Mayes	10/0
Toby McBride	10/0
Max McDonald	4/0
Colby Meeks	20/5
Christian Montes	11/0
Trae Moxley	33/6
Justin Nunez	1/0
Kevin Nutt, Jr.	34/8
Danny Nwosu	41/5
Bryan Ohene-Gyeni	29/0
Nolan Peralta	46/16
Bryce Peters	10/0
Tomas Rivera	28/0
Adrian Robinson	9/0
Kiel Robinson	35/11
J.C. Robles	1/0
Robert Ruiz	20/3
Nate Ryken	3/0
Jake Schlager	40/11
Johnny Schupp	42/1
Braylin Scott	22/7
Trent Sieg	34/0
Tyree Simmons	47/27
Trey Smith	12/0
Nick Stevens	25/17
Justin Sweet	24/2
Demontrie Taylor	16/1
Jeff Taylor	7/0
Tre Thomas	24/10
Darnell Thompson	15/10
Paul Thurston	7/5
Jordan Vaden	38/6
Josh Watson	22/7
Eric Williams	32/0
Xavier Williams	24/7
Marcus Wilson	6/0
Fred Zerblis	39/36

to one interception. His most-recent performance was his best, however, passing for a career-most 374 yards (third-most by a Mountain West quarterback this season) and completing 22-of-29 passes at Air Force (11/12).

Stevens was an All-Mountain West second-team performer in 2015, starting all 13 contests and passing for 2,679 yards and 21 touchdowns. The 2,679 passing yards were a CSU sophomore record and second-most in the MW in 2015. His 21 touchdown passes led the league and ranked fifth in CSU's all-time record book. He started the Rams' season opener vs. Colorado before losing his starting role to QB Faton Bauta, and a week later to freshman Collin Hill. He got a second chance vs. Utah State (10/8) when Hill suffered an ACL tear.

SEEING RED

CSU has scored 38 of 41 times when reaching the red zone this season (opponents' 20-yard line). The season average of 92.7 percent ranks 10th in NCAA FBS, and includes 31 touchdowns and nine field goals. The Rams began the season a perfect 16-for-16 before missing a field goal vs. Wyoming (10/1). CSU's other two times it did not score when reaching the red zone was during the Rams' final drive at UNLV (10/22), when they let the clock run out after reaching the Rebels' 1-yard line, and on the first drive vs. Fresno State (11/5), going for it on 4th-and-1 from the 11-yard line.

HUNT CAN PUNT

All-America P Hayden Hunt was named one of 10 national semifinalists for the 2016 Ray Guy Award, presented annually to college football's most outstanding punter. He is one of three punters who was also a semifinalist in 2015, and the only returning finalist.

The 2015 All-American ranks among the nation's leaders with a 44.2 gross punting average and 42.0 net average, but his ability stretches far wider than long punts. Of his 44 punts this season, 22 (50%) have pinned opponents inside their 20-yard line, including 15 punts inside the 15 (34%), seven inside the 10 (16%) and three inside the 5 (7%). Hunt has just two touchbacks, and has not had a punt blocked. He has 12 punts of at least 50 yards, with a long of 61.

Twice this season, Hunt has been named the Ray Guy Award Punter of the Week. He averaged 46.7 yards over seven punts in a Sept. 10 win over UTSA, placing five inside the Roadrunners' 20-yard line and two inside the 10. A pair of punts went 50-plus yards, including a 59-yarder that went out of bounds on the fly at the 6-yard line. He earned the weekly honor again on Oct. 17 after averaging 43.3 yards over seven punts at No. 15 Boise State, with two traveling 50-plus yards and four being marked inside the Broncos' 20-yard line. Most impressive, Hunt also performed three on-side kicks in a row, the first two of which were successful and led to CSU touchdowns during a 20-point scoring spree over 1:25.

As a junior in 2015, Hunt ranked fifth nationally, averaging 46.0 yards per punt, while the Rams' team net punting average of 42.0 ranked fourth in all of college football. Of Hunt's 52 punts as a junior, 15 went at least 50 yards (28.8%), 24 (46.2%) were marked down inside the 20-yard line, 18 were fair caught (34.6%) and just one was a touchback (1.9%). Prior to the start of 2016, he was named Preseason All-America by ESPN, Sporting News, Sports Illustrated and Athlon Sports.

HUNT CAN DO IT ALL

In addition to ranking among the nation's best for net punting average, senior Hayden Hunt, a 2015 Ray Guy Award finalist and All-American, has also thrown for a first down, ran for a first down and successfully converted two on-side kicks.





During the Rams' annual media day in August, Hunt joked with writers that he was the team's 16th-string quarterback. He has since proven he may be higher on the depth chart, both at quarterback and other positions. In the Rams' non-conference finale at Minnesota (9/24), Hunt converted a fake punt for a 29-yard gain. He received the snap, but instead of punting, threw it across the middle to DB Braylin Scott – who hauled in his first career reception. The play came at a critical time in the game. Trailing by 14 in the fourth quarter, CSU faced 4th-and-5 from its own 30-yard line. Six plays after the fake punt, the Rams scored to cut the deficit to a single score with 6:24 to play. Two weeks later, in the second quarter against Utah State (10/8), Hunt lined up to punt from the Rams' 39-yard line, but instead of punting, rushed forward for a six-yard gain and a first down.

His two on-side kicks at then-No. 15 Boise State (10/15) were part of a 20-0 run during a span of 1:25 during the fourth quarter, nearly completing an epic come-from-behind victory.

DAVIS AMONG NATION'S BEST

Senior LB Kevin Davis led the Rams with 101 tackles and 14.0 tackles for loss in 2015 – figures that both ranked in the top 10 in the Mountain West. He was encouraged to take the next step, however, especially after fellow linebacker Deonte Clyburn went down with a likely season-ending illness.

Davis has risen to the occasion through 10 games, totaling 89 tackles, 9.5 tackles for loss, 3.0 sacks, four forced fumbles a fumble recovery and an interception. *He is the only player in the country with 85-plus tackles, at least three sacks and a forced fumble, fumble recovery and interception.*



Additionally:

- Davis' 8.9 tackles-per-game average ranks seventh in the Mountain West and 36th nationally.
- His four forced fumbles lead the MW and ranks sixth in FBS.
- Davis' 9.5 tackles for loss ranks seventh in the MW.

In the opener against Colorado (9/2), he posted a career-most 19 tackles – the most by a Rams defender since Max Morgan (20) at Utah State in 2013. A week later vs. UTSA (9/10), Davis stole the show by being in on four sacks, including three in the fourth quarter alone – one of which was a strip sack. He was named the Mountain West Defensive Player of the Week on Oct. 10 after recording an interception and recovering a fumble in the Rams' come-from-behind victory over Utah State (10/8). In July, he was named to the Butkus Award watch list and in October was added to the Lott IMPACT Trophy watch list.

DAVIS EARNS DEFENSIVE ACCOLADES

Senior LB Kevin Davis earned his first Mountain West Defensive Player of the Week honor on Oct. 10, being recognized after tallying seven tackles, an interception and a fumble recovery in the Rams' come-from-behind victory over Utah State (10/8), which

featured a second-half shutout. He also added a quarterback hurry in the fourth quarter, flushing Utah State QB Kent Myers out of the pocket on 3rd-and-3 and forcing the Aggies to punt. CSU got the ball near midfield and scored the game-winning touchdown five plays later.

The fumble recovery was the second of Davis' career – in addition to a pair of forced fumbles this season. The interception was also the second of his career, with the other ironically coming in the fourth quarter of CSU's seven-point victory at New Mexico last November.

PICK SIX: HOW SWEET IT IS

Junior DB Justin Sweet gave CSU a 24-14 lead at Air Force when he intercepted Arion Worthman's pass and returned it 27 yards for a score. The interception was the first of Sweet's career, and it was the Rams' first pick six since Shaquil Barrett on Nov. 10, 2012 vs. UNLV. It was CSU's first defensive touchdown since Kevin Davis recovered a fumble in the end zone in the opening minute of the 2015 season opener vs. Savannah State (9/5/15).

O-LINE GRADING OUT

CSU brought back an experienced offensive line which included four returning starters from 2015. After some early-season bumps, the line seems to be fully clicking, having not allowed a sack each of the past three games. In fact, the Rams have allowed just 12 sacks all season (1.20 per game), an average which ranks 15th in all of FBS football. Additionally, the Rams' run game has taken giant steps over the past three games, rushing for 680 yards and 10 touchdowns, averaging 5.11 yards per carry.

BEHIND THE LINE

Despite starting an entirely new defensive line, the Rams' defense has totaled 67 tackles for loss (6.7 per game), a figure which leads the Mountain West and ranks 35th nationally. The unit also ranks 42nd nationally (third in the MW), averaging 2.40 sacks per game. Fourteen players have registered at least a half-sack, with 11 of them never previously recording a sack entering 2016. LBs Kevin Davis (9.5), Josh Watson (7.5) and Evan Colorito (6.5) lead the Rams for stops behind the line.

4 IN A ROW?

The Rams need to win one of their final two games in order to qualify for a fourth consecutive bowl game – something that hasn't been done since doing it five years in a row from 1999-2003. All-time, CSU has played in 15 bowl games, including 14 since 1990, in addition to the 1949 Raisin Bowl.

The Rams qualified for the inaugural NOVA Home Loans Arizona Bowl in 2015 after winning their final four regular-season contests.

STIFF COMPETITION

CSU's five losses this season have come to teams with a combined record of 38-12 (76.0%). Two of the teams – Colorado and Boise State – are ranked in this week's top-25 polls, while two more – Minnesota and Wyoming – have received votes as recently as the Nov. 4 polls.

RUNNING TRIO

Junior RB Dalyn Dawkins has two 100-yard rushing per-



formances this season, but aside from that, no Ram has reached the century mark this season. That's not to say the Rams haven't been productive in the run game, however. A three-headed approach of Dawkins, sophomore Izzy Matthews and freshman



Marvin Kinsey, Jr. have split the load to combine for 1,448 rushing yards (144.8 per game).

Each one has led the Rams in rushing at least once this season, and each is averaging more than 4.3 yards per carry. Dawkins leads the bunch with 596 total yards, but it's Matthews (team-most nine) and Kinsey (five) that are finding the end zone. The tandem each scored twice in a win at UNLV (10/22), becoming the first set of CSU teammates to each score two touchdowns in a game since 1996. Kinsey scored again the next game, a win over Fresno State (11/5), while Matthews scored twice for his second consecutive multi-touchdown game. He also scored at Air Force (11/12) for his eighth touchdown in the past five contests. He is one of seven players in FBS to score in each of his past five contests.

WINNING THE TURNOVER BATTLE

CSU has turned the ball over just 12 times this season, a figure which ranks 23rd in FBS. The Rams have three giveaways in the past five games, and haven't lost the turnover battle once during that span. The Rams are 4-0 on the season when winning the turnover battle, and 8-0 under head coach Mike Bobo. When CSU didn't turn the ball over in back-to-back games – against Utah State and at Boise State (10/15) – it marked just the second time since 1999 that the Rams had gone back-to-back contests without a turnover.

The Rams have given up the ball 12 times through 10 games this season, compared to 25 at this point last season. The Rams' even turnover margin ranks 61st nationally, a vast improvement from the end of last season (117th).

FIRST-TIME ACTION

Several players made their debuts in a win over Fresno State (11/5), upping the team's season total to 27 first-year players: DB Robert Awunganyi, WR Detrich Clark, TE Dalton Fackrell, LB Justin Falls, OL Salofi Gaoa, WR Michael Gallup, LB Anthony Giusti, K Tavis Guerra, WR Anthony Hawkins, DB Houston Haynes, DB Jamal Hicks, QB Collin Hill, DL O'Shea Jackson, LB Arjay Jean, DB Devin Jones, DL Richard King, RB Marvin Kinsey, Jr., LB Deshon Mayes, DL Toby McBride, LB Max McDonald, DL Justin Nunez, QB J.C. Robles, FB Nate Ryken, OL Jeff Taylor and WR Marcus Wilson have made their collegiate or Division I debuts; transfers QB Faton Bauta and OL Paul Thurston made their CSU debuts vs. Colorado.

CSU has had 22 players make their first starts this season, a figure which ranks fourth in all of NCAA FBS.

STAYING DISCIPLINED

CSU ranked 113th nationally in 2015, averaging 69.1 penalty yards a game. Just one year later, CSU has dramatically improved its ranking, averaging 47.20 penalty yards per game, a figure which ranks 36th nationally.

SUCCESS ON FOURTH DOWN

During the Rams' first touchdown drive at Boise State (10/15), CSU converted three fourth-down conversions, including a 19-yard scramble by QB Nick Stevens. On the year, CSU is 13-of-22 on fourth down (36th in NCAA FBS), while opponents are just 6-of-16 against the Rams' defense (19th in NCAA FBS).

INCREASING THIRD-DOWN EFFICIENCY

CSU has taken steps toward reversing its season-long struggle of moving the ball in third-down situations over the last three games. The Rams have converted 25-of-42 (59.5 percent)

CSU'S RECORD WHEN...

Category	2016	Bobo
Overall	5-5	12-11
Home	4-1	7-4
Away	1-3	5-4
Neutral	0-1	0-3
Mountain West	3-3	8-6
Non-Conference	2-2	4-5
Overtime	0-0	0-2
Day	4-1	8-3
Night	1-4	5-7
vs. Top 25	0-1	0-2
Scores first	5-2	11-4
Opponent scores first	0-3	1-7
Leading after 1st quarter	4-3	8-5
Trailing after 1st quarter	1-1	3-3
Leading at the half	4-0	11-2
Trailing at the half	1-5	3-9
Tied at the half	0-0	0-0
Leading after 3rd quarter	4-0	10-0
Trailing after 3rd quarter	0-5	1-10
Tied after 3rd quarter	1-0	1-1
Wins coin toss	1-3	4-7
Loses coin toss	4-2	8-4
Natural grass	0-1	0-2
Artificial surface	5-4	12-9
September	2-2	4-4
October	2-2	3-5
November	1-1	5-1
December	0-0	0-1
Score <20 points	0-2	0-5
Score 20+ points	2-2	5-5
Score 30+ points	2-0	5-0
Score 40+ points	2-1	4-1
Opponent Scores <20 points	2-0	4-0
Opponent Scores 20+ points	3-3	5-7
Opponent Scores 30+ points	0-3	3-5
Opponent Scores 40+ points	0-2	0-4
Gain <20 First Downs	1-2	2-4
Gain 20+ First Downs	4-3	10-7
Opponent Gains <20 First Downs	3-1	8-3
Opponent Gains 20+ First Downs	2-4	6-8
More Rushing Yards Than Opponent	4-0	7-1
Fewer Rushing Yards Than Opponent	1-5	5-10
Rush For <100 Yards	0-0	0-0
Rush For 100+ Yards	5-5	12-11
Opponent Rushes For <100 Yards	3-0	4-0
Opponent Rushes For 100+ Yards	2-5	8-11
More Passing Yards Than Opponent	4-3	10-7
Fewer Passing Yards Than Opponent	1-2	2-4
Pass For <200 Yards	1-2	3-4
Pass For 200+ Yards	4-3	9-7
Opponent Passes For <200 Yards	2-3	8-6
Opponent Passes For 200+ Yards	3-2	4-5
Pass For <300 Yards	4-3	10-8
Pass For 300+ Yards	1-2	2-3
Opponent Passes For <300 Yards	4-4	10-9
Opponent Passes For 300+ Yards	1-1	2-2
More Total Yards Than Opponent	6-2	11-4
Fewer Total Yards Than Opponent	0-3	2-7
Gain <300 Total Yards	0-1	1-2
Gain 300+ Total Yards	6-4	12-9
Opponent Gains <300 Total Yards	2-1	5-1
Opponent Gains 300+ Total Yards	4-4	10-9
Commit No Turnovers	3-1	5-1
Win Turnover Battle	4-0	8-0
Equal Turnovers As Opponent	1-2	1-2
Lose Turnover Battle	0-3	3-9
Commit <6 Penalties	1-4	4-5
Commit 6+ Penalties	4-1	8-6
3rd Down % <25	0-1	1-2
3rd Down % 25-49	2-3	4-7
3rd Down % 50+	3-1	7-2
Opponent 3rd Down % <25	0-0	2-3
Opponent 3rd Down % 25-49	4-1	6-4
Opponent 3rd Down % 50+	1-4	4-4
Lead Time of Possession	3-0	5-3
Trail Time of Possession	2-5	7-8

COLORADO STATE FOOTBALL



opportunities over that span, including 9-of-13 efficiency at Air Force (11/12). CSU has jumped 70 teams during over those three games, ranking 56th in FBS (41.4 percent on the season) after ranking 126th entering its contest at UNLV (10/22).

NEW TARGETS

Of CSU's 37 offensive touchdowns this season, 20 have been scored by players who entered the season never before finding the end zone, including 15 by players who were not on the Rams' roster a year ago.

- WR Michael Gallup has a team-most seven receiving touchdowns, all coming in the last eight games.
- RB Marvin Kinsey, Jr. scored for the second game in a row vs. Fresno State (11/5) to up his season total to five.
- WR Detrich Clark (2), WR Anthony Hawkins (1) and QB Collin Hill (1) have also scored their first career touchdowns this season.
- WR Marcus Wilson, a converted safety who made his collegiate debut in the season opener, caught his first career pass for a touchdown vs. Colorado.
- WR Robert Ruiz, who missed last season with an injury and had zero career receptions entering 2016, hauled in touchdown passes vs. Northern Colorado (9/17) and at Air Force (11/12).
- Senior TE Nolan Peralta scored his first career touchdown vs. Wyoming. He entered the game with eight career receptions.
- Additionally, WRs Olabisi Johnson and Elroy Masters, Jr. and TE Danny Nwosu each scored their second career touchdowns. Johnson added another score vs. Utah State (10/8).

What's more, the Rams' first nine touchdown passes were thrown by newcomers.

WATSON GETS THE MESSAGE

After recording just a single tackle in the season opener vs. Colorado (9/2), starting linebacker Josh Watson was told by defensive coordinator Marty English that he would need to earn his starting job back. Junior Patrick Elsenbast started in Watson's place during Week 2 vs. UTSA (9/10), but while splitting snaps with Elsenbast, Watson proved he belonged in the starting lineup again, posting eight tackles and a half sack.

Starting again vs. Northern Colorado (9/17), Watson set a career high with 10 stops, two being for lost yards. That total lasted one week, as he posted 12 at Minnesota (9/24) – again with two tackles for lost yards – and a dozen again vs. Wyoming (10/1). Over those three games, he averaged 11.67 tackles. His biggest plays during that span both resulted in lost yardage. Late in the first half at Minnesota, the Gophers had 1st-and-goal from the 2-yard line. On first down, Watson and LB Kevin Davis stuffed Minnesota RB Rodney Smith for no gain, and after a 1-yard loss on second down, Watson tackled QB Mitch Leidner for a seven-yard loss on third down, forcing the Gophers into a field goal. Against Wyoming, Watson and LB Evan Colorito sacked Cowboys' QB Josh Allen for an eight-yard loss on 3rd-and-goal, forcing the Pokes to kick a field goal.

Watson ranks second on the team for both tackles (71) and tackles for loss (7.5). His 7.1 tackles-per-game average ranks 17th in the Mountain West.

BRAYLIN THE BALL MAGNET

Four weeks into the 2016 season, sophomore DB Braylin Scott already had three interceptions. He was one of 10 players nationally with three interceptions – including the only player in the nation to pick off a pass in three consecutive games. Scott's first career interception came late in the Rams' victory over UTSA (9/10), ending the Roadrunners' last-minute drive and sealing CSU's victory. A week later vs. Northern Colorado (9/17), Scott ended the Bears' opening drive with an interception that was returned 36 yards and led to a CSU touchdown. He recorded his third pick with 53 seconds left in the first half at Minnesota (9/24).

SECONDARY STEPPING UP

This Week in Hughes Stadium History
Nov. 14-19 | #FarewellHughes

November 14, 1992 – With starting quarterback Anthony Hill out due to injury, backup quarterback Eric Pahl stepped in as the Rams took on the Ohio Bobcats in the 1992 home finale. Leonice Brown rushed for 160 yards and receiver Greg Primus (below) took a 65-yard pass and a 53-yard pass for a pair of touchdowns in the 35-24 victory.

November 15, 2003 – The Rams took on San Diego State in the home finale as senior wide receiver Eric Hill grabbed a 67-yard pass from quarterback Bradlee Van Pelt for a touchdown with 9 minutes remaining in the game to win, 14-6.

November 16, 1974 – The Rams take on UTEP in a very offensive game that sees CSU score 56 points. Quarterbacks Mark Driscoll and Jack Graham, along with receiver Dan O'Rourke and running backs Ron Harris and Kim Jones, rack up 523 total yards in the 56-24 win.

November 17, 2007 – The Rams snap a seven-game home losing streak by beating Georgia Southern, 42-34, in Sonny Lubick's second-to-last game.

November 18, 1999 – The Rams take on Air Force before 32,011 fans as senior running back Kevin McDougal rushes for 200 yards on 26 carries. CSU gained 485 yards against one of the nation's best defenses, winning 41-21 and keep its hopes alive to win the first Mountain West championship.

November 19, 1977 – The Rams face 12th-ranked Arizona State and dominate the Sun Devils with a heavy dose of defensive pressure on the ASU quarterback. It is the first win over ASU since CSU entered the WAC.

November 19, 2016 – After 49 seasons at Hughes Stadium, the Rams and their fans say goodbye to their home field, ready to move into a new, on-campus stadium to open the 2017 season.





CSU replaced the majority of its secondary from 2015, including Trent Matthews and Kevin Pierre-Louis – who each played 48-plus games in their career – and DeAndre Elliott, who is now playing for the Seattle Seahawks. After allowing 1,046 passing yards through the first four games, opponents have passed for just 976 yards over the past six. Senior Tyree Simmons is the Rams' lone starting defensive back who returned from last year, while the transition has given junior Jake Schlager and several underclassmen – including true freshmen Robert Awunganyi and Jamal Hicks – a chance to prove themselves.

PARTY LIKE IT'S 1997

What do 1997 and 2016 have in common? Those years mark the last two times the Cleveland Indians have played in the World Series, the last two times there have been two ties in a season in the NFL and the last two times CSU's defense has posted a shutout in a game.

The Rams kept Fresno State (11/5) off the board for all 60 minutes, marking the team's first shutout in 225 games – dating back to Oct. 4, 1997 vs. Hawai'i. How good was the defense?

- CSU posted the fifth and sixth shutouts of a half this season, including three shutouts in the last four halves.
- CSU allowed 232 yards (season low for an opponent).
- Fresno State didn't record its initial first down until more than 18 minutes into the game. At that point, CSU's offense already had 12 first downs.
- The Bulldogs didn't cross midfield until midway through the third quarter.
- CSU tied a season high with 10 tackles for loss, including 1.5 sacks each for true freshmen Arjay Jean and Toby McBride, and the first career sacks for Max McDonald and Johnny Schupp.
- CB Jordon Vaden, a converted WR, intercepted a fourth-quarter pass to keep the shutout alive.

ROAD WARRIORS

CSU picked up its first road win of the season at UNLV (10/22). Dating back to the 2013 season, the Rams have won 11 of their last 18 true road contests – its best stretch since the 2001-03 seasons. Prior to the Rams' current run, they had lost 10 true road games in a row and 21 of 23.

35-0 HALFTIME LEAD

CSU scored the first 35 points against UNLV (10/22), jumping out to a 35-0 half-time lead over the Rebels. In total, the Rams scored on five of their first six drives, and never trailed in the contest. The 35 first-half points were the most since CSU scored 45 in the 2015 season opener vs. Savannah State, and the most on the road or in a conference game since 2013 at New Mexico (37). In addition to shutting the Rebels out through the first 30 minutes, the Rams allowed just 72 total yards and caused two turnovers.

COMEBACK KIDS

CSU staged rallies in back-to-back contests, defeating Utah State (10/8) and nearly overcoming a 25-point fourth-quarter deficit at No. 15 Boise State (10/15).

Trailing Utah State by 14 points at halftime, CSU staged its largest comeback since Nov. 28, 2015 (17 points vs. Fresno State) by scoring 21 unanswered points. Utah State began the second half with the ball, but was limited to just four plays before punting. The Rams also used just four plays on their first possession, but traveled 80 yards, including a 60-yard touchdown catch by WR Michael Gallup. Three possessions later, CSU tied the game on a 1-yard Izzy Matthews run, and on its next drive took the lead, again behind a Matthews rush.

The wild final period against the Broncos included a 20-0 CSU run, three on-side kick attempts and a hook-and-ladder play in the final seconds of the game. Trailing 28-3 midway through the fourth quarter, CSU scored 20 unanswered points to cut the deficit to 28-23. The Rams would score three touchdowns in a span of 1:25, recovering two on-side kicks in the process. After a key defensive stop on fourth down, the Rams got the ball back with the chance to win the game, but ran out of time.

#NEXTLEVELRAMS

Colorado State is represented by eight former Rams on current NFL rosters, and one player, Garrett Grayson, on the New Orleans Saints practice squad.



Rashard Higgins and Cory James were drafted by the Cleveland Browns and Oakland Raiders, respectively, and DeAndre Elliott signed as an undrafted free agent with the Seattle Seahawks. All three rookies excelled in both training camp and the preseason, earning spots on their team's active 53-man rosters. CSU has had multiple NFL Draft picks in each of the past three seasons, including two players drafted in the first three rounds in both 2014 and 2015.

In his third year, Shaquil Barrett has become a mainstay of the defending Super Bowl Champion Denver Broncos' defense thanks to a tremendous sophomore campaign in which he recorded 50 tackles, 5.5 sacks and four forced fumbles. Weston Richburg of the New York Giants has established himself as one of the league's best centers, being named to Pro Football Focus' All-Pro Honorable Mention, as well as grading out as the 89th-best player in the entire league according to PFF. Crockett Gillmore's signature gritty and hard-nosed playstyle has transitioned seamlessly to the NFL, as he started all 10 games he played in last season, recording 33 receptions with four touchdowns for the Baltimore Ravens. Gillmore also graded out as Pro Football Focus' second-best tight end. After spending two seasons on the Denver Broncos' practice squad, Kapri Bibbs beat out veteran running backs Ronnie Hillman and Juwan Thompson in the preseason to earn a spot on the 53-man roster. Second-year offensive lineman Ty Sambrailo started three games at left tackle for the Denver Broncos last year, before being shut down for the season with a shoulder injury, but has returned and started several games at right tackle.

Quarterback Garrett Grayson, a third-round draft pick of the New Orleans Saints in 2015, was waived and subsequently signed to the Saints' practice squad during the preseason.

Player	Pos.	Team
Shaquil Barrett	LB	Denver Broncos
Kapri Bibbs	RB	Denver Broncos
DeAndre Elliott	CB	Seattle Seahawks
Crockett Gillmore	TE	Baltimore Ravens
Garrett Grayson [^]	QB	New Orleans Saints
Rashard Higgins	WR	Cleveland Browns
Cory James	LB	Oakland Raiders
Weston Richburg	OL	New York Giants
Ty Sambrailo	OL	Denver Broncos

[^] denotes practice squad

COLORADO STATE FOOTBALL

**ON-SIDE KICK SUCCESS**

The Rams successfully converted back-to-back on-side kicks at Boise State (10/15), part of a 20-0 CSU run in a span of 1:25. P Hayden Hunt kicked both, with the first being recovered by DB Kevin Nutt, Jr. and the second by RB Dalyn Dawkins. How rare was CSU's two successful attempts? Since 2008, the Rams had recovered just one of their last eight attempts, and CSU hadn't had two successful on-side kicks in the same season – let alone in a single game – since 2007.

SCORING FIRST

Boise State set a school record (FBS era) by not trailing for the first 307:36 to begin its season. That streak was snapped when CSU's Wyatt Bryan nailed a 39-yard field goal with 7:24 to play in the first quarter (10/15). The Rams nearly led for the remainder of the first half, until Boise State scored a touchdown in the final minute of the second quarter.

DEFENSIVE DOMINATION

Spanning more than an entire football game (63:27), CSU's defense kept opponents off the board for 13 consecutive drives. The streak began late in the first half vs. Utah State (10/8). After trailing 24-10 at the intermission, the Rams' defense stepped up and shut out the Aggies, which allowed the Rams to overcome a 14-point deficit and score the game's final 21 points. The dominant display carried over to the next week, when the high-powered Boise State offense was shut down through its first five drives. Overall, the streak included nine punts, two turnovers on downs, a fumble recovery and a game-winning interception.

The Rams have also kept opponents off the board for 60-minute stretches vs. Fresno State (11/5) and during the second half vs. UTSA (9/10) followed by the first half against Northern Colorado (9/17). Prior to that contest, the Rams hadn't blanked opponents for 60 consecutive minutes since 2011. Overall, CSU has shut out an opponent for a half six times this season, and nearly a seventh before Boise State scored with 27 seconds remaining in the first half (10/15).

CLIMBING THE HILL

Freshman QB Collin Hill had a career night vs. Wyoming (10/1), passing for 370 yards. He completed 23-of-41 passes, including a touchdown and interception. In four career starts, Hill averaged 267.5 passing yards per game with eight total touchdowns and two interceptions. He is one of two CSU quarterbacks (Pete Thomas, 2010) to ever have two 300-plus passing games as a freshman. Hill's debut season came to a close on

a 19-yard keep vs. Utah State (10/8), suffering an ACL tear. He had surgery on Oct. 25, and head coach Mike Bobo is hopeful he can return to participate in some capacity during spring camp.

Hill's 14.61 passing yards per completion ranked 13th nationally

at the time of his injury, while his 219.23 passing-yards-per-game average ranked third in the Mountain West – despite not playing the majority of the Rams' contest vs. UTSA and leaving the game early vs. Utah State.

HILL'S HISTORIC DEBUT

After inconsistent quarterback play through the first two games, head coach Mike Bobo named true freshman Collin Hill the Rams' quarterback for their game vs. Northern Colorado. Hill was phenomenal, completing 21-of-27 passes for 315 yards and four touchdowns. He added a fifth touchdown on the ground, rushing 51 yards into the end zone.

- His 315 passing yards were the most ever by a CSU quarterback making his first career start.
- His 51-yard rushing touchdown was the longest rush by a CSU quarterback since Bradlee Van Pelt (79-yard touchdown run vs. Fresno State, 10/4/02).
- Hill's four touchdown passes – to four different receivers – are the third-most ever by a CSU quarterback.

HOMECOMING MAGIC

The Rams have won their past three homecoming games, defeating Utah State in 2014 and 2016 and Air Force in 2015. For all three games, CSU was the underdog. The Rams' 2014 contest came down to the wire, with CSU kicking two field goals in the final 2 minutes to win on the final play of the game. In October vs. the Aggies, the Rams overcame a 14-point halftime deficit, scoring the game's final 21 points.

STALWART SELLOUT

A standing-room-only crowd of 33,500 packed Hughes Stadium for the venue's final Border War (10/1). The crowd was the 11th-largest in school history, and largest since 2004. The sellout was CSU's fifth in a 13-game stretch; prior to that period, CSU didn't record a sellout for more than a decade. A week later, vs. Utah State (10/8), CSU nearly posted another sellout, with 32,387 in attendance – 117 shy of capacity.

KICKING INTO HALFTIME

For four games in a row (9/10-10/1), K Wyatt Bryan attempted a field goal on the final play of the first half. The sophomore connected on three of the four attempts, giving the Rams late points as the team entered intermission.

The sophomore is 11-of-14 on the season, including three makes over 40 yards and a career-long 53-yarder vs. Northern Colorado (9/17). His 11 makes are the 54th-most in college football and his .786 success rate ranks 42nd. Dating back more than a year, to Sept. 26, 2015, Bryan has made 23 of his last 28 field goal attempts.

COSTLY TURNOVERS

Over the past five games, CSU has been able to improve its season turnover margin, which is now even. It's a large improvement from last season, but the problem is the result of the turnovers. Opponents have scored 54 points off of the Rams' 12 miscues, including 10 in a seven-point loss at Minnesota (9/24) and 14 vs. Wyoming (10/1). CSU has scored 21 points off of opponents' 12 turnovers.

BAUTA'S ROLE

COLORADO STATE FOOTBALL



Senior QB Faton Bauta's role as the Rams' signal caller may have lessened after being replaced during a Week-2 start vs. UTSA (9/10), but head coach Mike Bobo continues to find packages for the dual-threat quarterback. Bauta rushed eight times for 78 yards through the Rams' first two games, and during Week 4 at Minnesota (9/24), he had more opportunities to move the ball with his feet, rushing six times for 33 yards, including three carries of at least nine yards.

Bauta ignited the Rams' second-half opening drive, rushing for nine yards on the first play – a drive which ended with a touchdown. He also had a nine-yard rush during the Rams' next drive – also a score. The senior transfer has played in seven games this season, rushing 19 times for 124 yards (6.5 average).

DEFENSIVE STOPS WHEN NEEDED

Despite being criticized for missed tackles during a loss at Minnesota (9/24), the Rams' defense rose to the occasion and made plays when the team needed it most. After the Gophers took a 14-7 lead, they were limited to just 44 total yards and three points over their next four drives, a span of more than 28 minutes. The three points could have been more, but facing 1st-and-goal from the 2-yard line, the defense stopped RB Rodney Smith twice for no gain and a lost yard before QB Mitch Leidner was tackled for a seven-yard loss on third down.

Again, the defense was at its best in the fourth quarter when CSU needed a stop after scoring to cut the Gophers' lead to a single score with 6:24 to play. Minnesota was limited to just three plays and zero yards, and had to punt right away, giving the Rams a final chance to tie the game.

SHUT-DOWN DEFENSE

CSU's defense did not allow a point for four consecutive quarters from the second half vs. UTSA (9/10) to halftime vs. Northern Colorado (9/17). The stretch, which lasted 65:04 and 16 drives, was the longest since 2011, when the Rams' defense shut out New Mexico in the second half before blanking Northern Colorado through the first half the following week.

ELROY'S BACK

After missing the final 11 games of 2015 with a broken collarbone, junior WR Elroy Masters, Jr. recorded his first catch in nearly a year vs. UTSA (9/10). He hauled in three receptions for 67 yards in the win, including a 45-yard leaping catch with 2 seconds left in the first half – CSU's longest play of the season at the time. After UTSA cut the Rams' lead to 17-14 with 20 seconds remaining in the half, CSU aired it out and it paid off. Masters' grab set up a field goal to give CSU a six-point lead at intermission.

One week later, vs. Northern Colorado, he earned his second career start and caught two more passes for 19 yards, including the second touchdown of his career.

ORANGE IS THE NEW GREEN

CSU honored its Aggie heritage during its game against Northern Colorado (9/17), as fans and the team wore orange in honor of the school's annual Ag Day celebration. Formerly the Colorado A&M Aggies (prior to 1957), CSU's uniforms represented the school's original colors of pumpkin and alfalfa.

Since 1981, Ag Day, which is hosted by CSU's College of Agriculture-

al Sciences and Department of Intercollegiate Athletics along with Colorado Agricultural organizations and associations, is a non-profit event with proceeds furnishing scholarships to CSU agricultural science students. Prior to the game, Colorado agricultural growers and producers prepared Colorado's premier outdoor barbecue from quality Colorado food products. While donning the orange uniforms in Orange Outs, CSU is 7-0.



STREAKING IN HOME OPENERS

With CSU's win over UTSA (9/10), the Rams have won four home openers in a row and eight of their last nine dating back to 2008. During CSU's four-game win streak in home openers, it is out-scoring its opponents, 171-65.

JUST KEEP RUNNING

While UTSA (9/10) was limited to -1 rushing yards – the third-best rush defense in CSU history – the Rams piled on 220 yards, including 193 in the first half. It was the largest first-half total since 2014, when CSU put up 209 first-half rushing yards vs. Tulsa. Against the Roadrunners, the Rams averaged 4.7 yards per carry and had four different players rush for at least 35 yards.

STOUT DEFENSE

CSU graduated all four of its defensive linemen from 2015, but fans wouldn't know that based off of the team's performance against UTSA (9/10). Coupled with an experienced linebacking corps, CSU limited UTSA's offense to:

- 14 total points, including zero in the second half.
- -1 rushing yards on 34 attempts, the third-lowest total in school history.
- CSU's six sacks contributed to UTSA's low rushing total, including a career-most 3.0 by senior LB Kevin Davis and the first career sacks by LB Evan Colorito and DB Justin Sweet, and a sack for the second consecutive week by DL Jakob Buys.
- Just 235 total yards of offense, including 63 in the second half.
- Sophomore DB Braylin Scott's first career interception, a pick that sealed the Rams' victory in the final minutes.

NEW DEFENDERS STEPPED UP IN OPENER

CSU replaced eight starters on defense, in addition to its defensive coordinator. The Rams also switched their base front from a 4-3 to a 3-4. In total, six of CSU's 11 starters vs. Colorado (9/2) were making their first career starts, plus Jake Schlager who was making his second. Of the 20 defenders who saw playing time in the Show-down, 15 recorded career highs for tackles at the time: Kevin Davis (19), Jake Schlager (11), Justin Sweet (8), Evan Colorito (6), Demontrie Taylor (5), Josh Lovingood (5), Jordon Vaden (4), Toby McBride (4), Johnny Schupp (4), Deshon Mayes (4), Jakob Buys (4), Patrick Elsenbast (2), Richard King (2), Shun Johnson (1) and Darnell Thompson (1).

In addition to tackles, Buys recorded his first career sack – a six-

COLORADO STATE FOOTBALL



yard loss in the second quarter – while Davis, Mayes and Sweet forced their first career fumbles and Taylor recovered his first loose ball. Schlager had his second fumble recovery.

HOT TICKET

A total of 69,850 fans attended the 2016 Rocky Mountain Showdown at Sports Authority Field at Mile High, home of the Denver Broncos (9/2). It was the largest attendance in the series since 2003 and fifth year in a row that the crowd has grown. CSU sold 34,167 tickets, the fourth year in a row that the school's total has risen and nearly double its total from just four years ago (18,169 in 2012).

NEW FACES

Bobo and his staff signed one of the Rams' largest-ever recruiting classes this spring, featuring 23 players who are now wearing the Green and Gold. The class was ranked second-best in the Mountain West by Rivals, and features six JUCO players, two graduate transfers from Power-5 schools and 15 prep stars. The list spans players from 14 states and includes four players who enrolled in January and spent spring practices with the team. Bobo praised several of the players during fall camp, with 17 playing so far including eight true freshmen.

In addition to the players, in February, Bobo named Jamie Bryant as the Rams' special teams coordinator. Bryant was most recently at Delaware State, and has nearly two decades of college experience, including nine seasons at Vanderbilt. During the offseason, Bobo also promoted Marty English to defensive coordinator (was previously CSU's linebackers coach) and named Joe Cox as tight ends coach (formerly an offensive graduate assistant). English served as CSU's co-defensive coordinator from 2012-14.

FRESH UNIS

During a fall training camp livestream, the CSU Rams debuted their new Under Armour uniforms, which include the athletic department's new letterhead and a Ram horn on the shoulder pads – an accent chosen by the players. The player's favorite threads were the green tops and green pants, a combination that hadn't been worn since 2011 prior to the Rams' homecoming game vs. Utah State (10/8). In addition to green, white and orange tops, CSU broke out an all-gray look for the Border War (10/1) – one of eight different combinations worn this season.

Bobo noted that the new jerseys are made from a cutting-edge material, and that CSU is one of just a handful of schools to wear it.

In December, CSU announced a long-term partnership with Under Armour, extending its current agreement with the global performance brand to be the exclusive outfitter for CSU's athletics programs through 2021. As part of the new long-term agreement, Under Armour will continue to exclusively design and supply the gameday uniforms, as well as footwear, apparel and training equipment for each of CSU's 16 men's and women's athletics teams. It includes alternate gameday uniforms that Under Armour will supply for the Rams, expanding upon the special Orange Out uniforms Under Armour has supplied for CSU's annual Ag Day game.

AWARDING SCHOLARSHIPS

During his brief tenure at CSU, head coach Mike Bobo has repeatedly said that if a player is working hard and making an impact on the team, he deserves to be on scholarship. The coach backed up his words during fall training camp, awarding four players with scholarships: DL Jakob Buys, FB Adam Prentice, WR Robert Ruiz and DB Eric Williams.

"A scholarship is something that is earned, and it's not something that we give away or take lightly," Bobo said. "You want to reward guys who work hard and are going to play a role on your team. Those players, not only do they work hard, but they're moving up on the depth chart and are continuing to improve. We wanted to show that we notice that."


PORTER AMONG PRO FOOTBALL HALL OF FAME NOMINEES

The Pro Football Hall of Fame's selection process for the Class of 2017 has begun, and includes first-year eligible player Joey Porter. The 94 players and coaches will be reduced to 25 semifinalists in November and 15 finalists in January.

From 1995 to 1998 there were few players more feared in college football than CSU defensive end Joey Porter. In his four seasons in Fort Collins, Porter recorded 20 quarterback sacks, 28 tackles for loss, eight fumbles forced and one interception. As a senior in 1998, he was named first-team All-WAC. He went on to be drafted in the third round of the 1999 NFL Draft and played 13 years in the League, earning four Pro Bowl selections and a Super Bowl XL title. He became the first player in NFL history to record 10 career interceptions and 70 career sacks, and additionally, became the first player to register at least five sacks in 11 consecutive seasons. After a year as an undergraduate student assistant at CSU, he is now in his third season with the Pittsburgh Steelers, serving as outside linebackers coach.

#FAREWELLHUGHES

CSU is playing its 49th and final season at Hughes Stadium in 2016. The program will transition to its \$220-million on-campus stadium in 2017, located in the heart of CSU's main campus. Prior to saying goodbye to its home for the past five decades, however, the athletics department is celebrating the venue during its final season.



Fans are encouraged to use #FarewellHughes in their social media posts and to share user-generated content across all of CSU Athletics' social media channels, as well as through the Farewell Hughes microsite (www.CSURams.com/farewellhughes). Special features will be introduced both online and through social media to highlight all of the historic moments and the figures who played a key role in making that history. Fans may email memories, including stories and

photos, to CSU Athletics at farewellhughes@colostate.edu. Select fans' memories and content will be shared on social media and on the video board on gamedays.

Each of the six home games at Hughes Stadium in 2016 commemorates a specific decade of the stadium's history.

COLORADO STATE FOOTBALL



The game-by-game breakdown:

- **Sept. 10, vs. UTSA** — Celebration of the 1960s and Military Appreciation Day
- **Sept. 17, vs. Northern Colorado** — Celebration of the 1970s and Ag Day/Orange Out
- **Oct. 1, vs. Wyoming** — Celebration of the 1980s and Border War/Bronze Boot
- **Oct. 8, vs. Utah State** — Celebration of the 1990s and Homecoming & Family Weekend
- **Nov. 5, vs. Fresno State** — Celebration of the 2000s and Take a Kid to the Game promotion
- **Nov. 19, vs. New Mexico** — Celebration of the 2010s and Final Game Commemoration

LOOKING AT THE SCHEDULE

- CSU opened its season against Colorado (Sept. 2) for the fourth time in the past five seasons. Entering 2016, CSU was 2-1 in the three most-recent season-opening meetings.
- The Rams' matchup against UTSA (Sept. 10) was a return trip from last season, when the Rams defeated the Roadrunners, 33-31, in San Antonio, Texas.
- CSU improved to 20-0-1 all-time against Northern Colorado (Sept. 17), with the first meeting taking place in 1893. Prior to September, the Rams and Bears last met in 2011.
- CSU didn't leave the state of Colorado until a Sept. 24 road contest at Minnesota. The Rams played in a Big Ten opponent's home stadium for the third time ever (1998 win at No. 23 Michigan State, 2005 loss at Minnesota). Overall, a team from a Power 5 conference hosted CSU for the third time in the past four seasons.
- The Border War was played on an earlier date (Oct. 1) than it has in 15 years. The last time CSU and Wyoming met before Oct. 1 was on Sept. 29, 2001, a 42-14 Rams victory in Laramie.
- CSU traveled to UNLV (Oct. 22) for the first time since 2011 and will visit San Diego State (Nov. 26) for the first time since 2012.
- The final game at Sonny Lubick Field at Hughes Stadium is Nov. 19 vs. New Mexico.
- CSU has a winning record against seven of its 12 scheduled opponents (Fresno State, New Mexico, Northern Colorado, UNLV, UTSA, Utah State and Wyoming).

A DEEPER LOOK AT THE SCHEDULE

Earlier this spring, CSU announced its complete list of 2017 opponents, including the grand opening to the new stadium on Sept. 9. Additionally, 14 non-conference dates for the 2018-26 seasons are also known — 12 of which are against Power-5 opponents.

- **2017:** vs. Colorado in Denver (Sept. 2), Abilene Christian (Sept. 9), at Alabama (Sept. 16), Oregon State (Sept. 23). Mountain West home opponents: Air Force, Boise State, Nevada and San Jose State. Mountain West road opponents: Hawai'i, New Mexico, Utah State and Wyoming.
- **2018:** Sept. 1 vs. Colorado (Denver), Sept. 15 at Florida
- **2019:** Aug. 31 vs. Colorado (Denver), Sept. 14 at Arkansas, Sept. 21 vs. Toledo
- **2020:** Sept. 5 vs. Colorado, Sept. 12 at Oregon State, Sept. 26 at Vanderbilt
- **2021:** Sept. 11 vs. Vanderbilt, Sept. 25 at Toledo
- **2025:** Sept. 6 vs. Texas Tech, Sept. 27 at Vanderbilt
- **2026:** Sept. 12 at Texas Tech, Sept. 26 vs. Vanderbilt

GET YOUR GREEN ON EVERY FRIDAY

Thanks to a collaborative effort between CSU, the City of Fort Collins, the Downtown Business Association, Fort Collins Area Chamber of Commerce, Visit Fort Collins and Poudre School District, all citizens are being encouraged to "Get Your Green On" every Friday to honor CSU's primary school color. The initiative is meant to encourage school pride and awareness. Fort Collins Mayor Wade Troxell — a former CSU football player and long-time professor in the school's College of Engineering — ushered in the initiative with a proclamation during a recent city council meeting.

COORS LIGHT COACH'S RADIO SHOW

The Coors Light Mike Bobo Coach's Show is back for another season. The weekly show runs Wednesdays from 7-8 p.m. and can be heard on CSU's new radio flagship Rock 102.9 FM and on Mile High Sports 1340 AM and 104.7 FM in the Denver Metro area. The one-hour show is hosted by Voice of the Rams Brian Roth, and fans are invited to join Coach Bobo in person each week at the new C.B. & Potts location at the Foothills Mall. Fans also may submit questions via social media using the Twitter account @CSURams-Radio.

The show will run every week at the same time and location, with the exception of the season's final show, during Thanksgiving week, when it will take place on Tuesday, Nov. 22.

CATCH COACH BOBO ON TV

Thursday Night Football will take a backseat for Rams fans this fall. Each Thursday, from 6:30-7 p.m., the Rams Report is back for its fourth season on ROOT SPORTS, hosted by Kevin McGlue and featuring interviews with head coach Mike Bobo, highlights and analysis, and an inside glimpse into CSU football.

WATCH THE RAMS ON THE ROAD

Rams fans can gather at several locations in Colorado to enjoy CSU Rams football away game watch parties in 2016, featuring drink specials and CSU prizes. The Boot Grill in Fort Collins (Laurel and Mason), C.B. & Potts in Westminster (1257 W. 120th Ave.) and the Denver Tech Center (6575 S. Greenwood Plaza Blvd.), and the Rock Bottom Brewery in downtown Denver on the 16th Street Mall will serve as official hosts of away game watch parties. For more information, please visit the CSU Alumni Association website (www.alumni.colostate.edu/game-watch-parties) for watch-party information in Colorado and across the country.

COLORADO STATE FOOTBALL



COMING HOME IN 2017

After five decades of playing at Hughes Stadium, the Rams will bring football back to campus beginning in 2017. The new, \$220 million on-campus stadium will have a capacity of 41,000, and is located in the heart of campus, at the intersection of Pitkin and Meridian (Hughes Stadium is located approximately three miles west of campus). The state-of-the-art, multi-purpose stadium will have the ability to be used by multiple sports teams and will have an alumni center and academic space built in.

Site prep began in May 2015, and a groundbreaking ceremony took place prior to the Rams' contest against Minnesota last September. More than a year before kickoff, all Indoor Club and Outdoor Club premium seats were sold out, with a very limited number of other premium seating options still available. While stadium naming rights are still on the table, CSU has received generous donations from several partners (\$20 million gift by an anonymous donor to forever name the field Sonny Lubick Field; a \$4.3 million gift from New Belgium Brewing Company to name the north end zone hospitality area the New Belgium Porch; a \$3.5 million gift by alumnus Michael Smith to name the alumni center within the stadium the Michael & Iris Smith Alumni Center).

More information on the stadium project, including a webcam on the construction site and photos and video, can be found at stadium.colostate.edu.



2016 PRESEASON AWARDS



Jake Bennett	Rimington Trophy Watch List
Wyatt Bryan.....	Athlon Sports All-Mountain West first team
Kevin Davis.....	Butkus Award Watch List
.....	Athlon Sports All-Mountain West second team
.....	Lindy's Sports All-Mountain West second team
.....	Phil Steele All-Mountain West fourth team
Dalyn Dawkins	Phil Steele All-Mountain West third team
.....	Athlon Sports All-Mountain West fourth team
Zack Golditch	Wuerffel Trophy Watch List
.....	Lindy's Sports All-Mountain West second team
Hayden Hunt	All-Mountain West
.....	Ray Guy Award Watch List
.....	ESPN All-America first team
.....	Sporting News All-America first team
.....	Sports Illustrated All-America second team
.....	Athlon Sports All-America third team
.....	Athlon Sports All-Mountain West first team
.....	ESPN All-Mountain West first team
.....	Sporting News All-Mountain West first team
.....	Lindy's Sports All-Mountain West second team
.....	Phil Steele All-Mountain West second team
Josh Lovingood	Lindy's Sports All-Mountain West second team
.....	Phil Steele All-Mountain West third team
Elroy Masters, Jr.....	Allstate AFCA Good Works Team candidate
Trent Sieg	Phil Steele All-Mountain West fourth team
Nick Stevens.....	Johnny Unitas Golden Arm Watch List
.....	Lindy's Sports All-Mountain West second team
.....	Athlon Sports All-Mountain West third team
.....	Phil Steele All-Mountain West third team
Fred Zerblis.....	All-Mountain West
.....	Outland Trophy Watch List
.....	Athlon Sports All-Mountain West first team
.....	ESPN All-Mountain West first team
.....	Phil Steele All-Mountain West first team
.....	Lindy's Sports All-Mountain West first team
.....	Sporting News All-Mountain West first team

COLORADO STATE FOOTBALL



COLORADO STATE

7



COLORADO

44

GAME 1

Friday, Sept. 2, 2016
Sports Authority Field at Mile High
Denver, Colo.
Attendance: 69,850

- Colorado State dropped its opening game for the first time since 2013. The Rams had previously won four of their past five openers dating back to 2011.
- A total of 14 players made their CSU debuts on Friday, including three freshmen and 12 players making their Division I debuts.
- CSU forced three fumbles in the game, recovering a pair. In the second quarter, Deshon Mayes forced a fumble recovered by Jake Schlager, and in the third Justin Sweet stripped the ball loose, recovered by Demontrie Taylor. Kevin Davis forced a fumble in the end zone in the first quarter, but CSU could not pounce on the loose ball, resulting in CU's second score.
- Both playing in their first game for CSU, QB Faton Bauta found WR Marcus Wilson for a 5-yard strike on fourth down on the first play of the fourth quarter. It was both player's first career touchdowns.
- Senior LB Kevin Davis had a career-most 19 tackles (17 solo), the most by a Rams defender since Max Morgan in 2013.
- Of CSU's 20 defenders to play Friday, 15 set career highs for tackles, including Kevin Davis (19), Jake Schlager (11), Justin Sweet (8) and Evan Colorito (6).
- DL Jakob Buys had his first career sack, a six-yard loss.
- RB Dalyn Dawkins rushed for 88 yards (6.3 average). In his two Rocky Mountain Showdowns, he is averaging 103 yards. Dawkins' one kickoff return went for 35 yards.
- WR Michael Gallup led CSU with 38 receiving yards on four catches.
- All-America P Hayden Hunt punted six times for an average of 43.3 yards, including two punts over 50 yards.
- In CSU's 14 Rocky Mountain Showdown losses since 1995, the Rams have finished with a winning record in 10 of those seasons.
- Nick Stevens started the game at QB, completing 6-of-20 passes for 31 yards and two interceptions. Faton Bauta had one series in the first quarter and took over for most of the second half, leading CSU to its only score. He finished 6-of-9 for 32 yards and one touchdown.
- CSU committed just two penalties for 15 yards.
- CSU was forced to punt after just three plays each of its first five drives. The Rams didn't record a first down until 5 minutes into the second quarter.
- Friday's attendance was 69,850 the highest total in the series since 2003 (76,219).

SCORING SUMMARY

First Quarter

10:31 CU A. Kelly recovered fumble in the end zone (D. Gonzalez kick)
7:38 CU D. Ross 17-yard pass from S. Liufau (D. Gonzalez kick)
1:39 CU P. Lindsay 1-yard run (D. Gonzalez kick)

Second Quarter

13:59 CU D. Gonzalez 30-yard field goal
2:46 CU P. Lindsay 1-yard run (D. Gonzalez kick)

Third Quarter

10:43 CU D. Gonzalez 29-yard field goal
4:05 CU D. Gonzalez 22-yard field goal

Fourth Quarter

14:57 CSU M. Wilson 5-yard pass from F. Bauta (W. Bryan kick)
4:24 CU K. Evans 1-yard run (D. Gonzalez kick)



Kevin Davis had a career-most 19 tackles, plus a forced fumble.



UTSA

14



COLORADO STATE

23

GAME 2

Saturday, Sept. 10, 2016
Sonny Lubick Field at Hughes Stadium
Fort Collins, Colo.
Attendance: 20,673

- CSU has now won four home openers in a row, and eight of nine dating back to 2008.
- The Rams improved to 2-0 all-time against UTSA.
- CSU held UTSA off the board in the second half, the first time that has happened since shutting out New Mexico in the second half on Sept. 3, 2011. In the second half, the Roadrunners were limited to 63 total yards over 33 plays.
- CSU trailed for just 5:05, taking a 10-7 lead two-thirds of the way into the first quarter and leading for the remainder of the contest.
- After not scoring until the second half of last week's opener, and not recording a first down until nearly 5 minutes into the second quarter, CSU got off to a hot start Saturday by recording a first down on its second play from scrimmage and a field goal on its first drive.
- CSU's 3-0 lead was the Rams' first lead of the season.
- CSU did not turn the ball over, winning the turnover battle 1-0 thanks to a late Braylin Scott interception – the first of the sophomore DB's career.
- The Rams out-rushed the Roadrunners, 220 to -1.
 - The Rams' 193 net rushing yards in the first half were the most since rushing for 209 in the first half vs. Tulsa (10/4/14).
- Senior LB Kevin Davis had 3.0 sacks on the day, including a strip sack, six tackles, two quarterback hurries and a pass breakup.
- Sophomore K Wyatt Bryan went 3-for-3 on field-goal attempts. He has made 15 of his last 17 field-goal attempts dating back to Sept. 26, 2015.
 - Bryan's 46-yard make with 2:24 remaining in the contest was a career long and gave the Rams a two-possession lead.
- All-America punter Hayden Hunt had seven punts, averaging 46.7 yards per punt. He had two that went 50 yards (long of 59) and five that were downed inside the 20-yard line.
- Junior WR Elroy Masters, Jr. led CSU with 67 receiving yards (three receptions), his first since Week 2 last season (Masters missed the majority of the 2015 season with a broken collarbone).
- True freshman QB Collin Hill entered the game early in the fourth quarter, completing an 11-yard screen pass to WR Olabisi Johnson on his first pass attempt.
- True freshmen DB Robert Awunganyi, QB Collin Hill and DL Arjay Jean made their collegiate debuts Saturday.

SCORING SUMMARY

First Quarter

11:48 CSU W. Bryan 38-yard field goal
5:34 UTSA K. Thomas, Jr. 10-yard pass from D. Sturm (V. Falcon kick)
0:29 CSU D. Dawkins 1-yard run (W. Bryan kick)

Second Quarter

3:18 CSU I. Matthews 6-yard run (W. Bryan kick)
0:20 UTSA B. Jones 16-yard pass from D. Sturm (V. Falcon kick)
0:00 CSU W. Bryan 28-yard field goal

Fourth Quarter

2:24 CSU W. Bryan 46-yard field goal



CSU's defense limited UTSA to -1 rushing yards and zero second-half points.

COLORADO STATE FOOTBALL



NORTHERN COLORADO 21



COLORADO STATE 47

GAME 3

Saturday, Sept. 17, 2016
Sonny Lubick Field at Hughes Stadium
Fort Collins, Colo.
Attendance: 26,718

- CSU wore orange uniforms in honor of the school's original colors of pumpkin and alfalfa. The Rams improved to 7-0 in Orange Out games.
- CSU and Northern Colorado played for the first time since 2011. With the win, the Rams improved to 20-0-1 in the series.
- Making his first career start, freshman QB Collin Hill was 21-of-27 for 315 yards and four touchdown passes - to four different receivers - plus a 51-yard touchdown run.
 - Hill's 315 passing yards were the most by a CSU QB making his first career start.
- CSU's second score of the game came on a 51-yard keep up the middle by freshman QB Collin Hill. It was the longest rush by a CSU QB since Bradlee Van Pelt (79-yard touchdown run vs. Fresno State, Oct. 4, 2002).
- Hill's four touchdown passes are tied for the sixth-most in a single game in school history. They went to four different receivers, including the first career touchdown by WRs Michael Gallup and Robert Ruiz, and the second by WRs Olabisi Johnson and Elroy Masters, Jr.
- CSU's defense did not allow a point for four complete quarters (16 consecutive drives), dating back to the third quarter of last week's win vs. UTSA and into the third quarter Saturday.
 - The last time CSU kept its opponents off the board for four consecutive quarters was in 2011 (second half vs. New Mexico, Sept. 3; first half vs. Northern Colorado, Sept. 10).
- CSU's offense, which entered the game ranked 123rd in FBS averaging 276.5 yards of offense per game, more than doubled their season average by posting 569 (324 passing, 245 rushing).
- Wyatt Bryan connected on two field goals, including a 53-yard make as the first half expired. It was a career long, surpassing the 46-yard make on his most-recent attempt. The field goal was the tied for the ninth-longest in CSU history, and the longest since Jared Roberts (53) in 2014.
- Freshman RB Marvin Kinsey, Jr. scored his first career touchdown with a nine-yard rush midway through the fourth quarter. It capped an 80-yard drive in 4:34 - the longest and second-longest of the season, respectively.
 - Kinsey finished the game with 18 carries for 97 yards (5.4 average), the most this season by a CSU RB.

SCORING SUMMARY

First Quarter

6:21 CSU E. Masters, Jr. 2-yard pass from C. Hill (W. Bryan kick)
3:23 CSU C. Hill 51-yard run (W. Bryan kick)
0:49 CSU O. Johnson 10-yard pass from C. Hill (W. Bryan kick)

Second Quarter

9:50 CSU M. Gallup 16-yard pass from C. Hill (W. Bryan kick)
1:40 CSU R. Ruiz 13-yard pass from C. Hill (W. Bryan kick)
0:00 CSU W. Bryan 53-yard field goal

Third Quarter

10:23 UNC H. Deggs 17-yard pass from K. Slotter (J. Falloon kick)
7:49 UNC A. Wesley 29-yard pass from K. Slotter (J. Falloon kick)
2:18 CSU W. Bryan 37-yard field goal

Fourth Quarter

8:13 CSU M. Kinsey, Jr. 9-yard run (W. Bryan kick failed)
3:34 UNC T. Riek 9-yard run (J. Falloon kick)



In his first career start, Collin Hill passed for 315 yards and four touchdowns while rushing for another.



COLORADO STATE 24



MINNESOTA 31

GAME 4

Saturday, Sept. 24, 2016
TCF Bank Stadium
Minneapolis, Minn.
Attendance: 44,854

- The loss snapped CSU's three-game winning streak in true road contests. It was the Rams' best stretch since 2002. Overall, CSU has still won 10 of its last 15 true road contests, its best since also doing so from 2001-03.
- Sophomore DB Braylin Scott intercepted a pass in the final minute of the first half. He has now recorded an interception in three consecutive games.
- Junior WR Michael Gallup had a career-most six catches for 53 yards and his second career touchdown. The score cut the Rams' deficit to 7, 31-24, with 6:24 remaining.
- Four different receivers had multiple catches, including three grabs for 40 yards - both career highs - by senior TE Danny Nwosu.
- Two Rams defenders had double-digit tackles: Sophomore LB Josh Watson (career-most 12 tackles, 2.0 TFL) and senior DB Jake Schlager (10 tackles).
- Junior DL Darnell Thompson had a sack, the first of his career. The seven-yard sack forced Minnesota to punt with 4:19 to play in the game, giving the Rams the ball back down just one possession.
- CSU had 11 offensive plays go for more than 15 yards (7 pass, 4 rush).
- The Rams were 3-for-3 inside the red zone, improving their season figure to 14-for-14.
- CSU scored on its first three drives to open the second half.
- CSU's two turnovers resulted in 10 points for the Gophers.
- CSU's first score was a six-play, 75-yard drive - all carries - in just 2:10. Featured on the drive were three rushes of at least 18 yards, including Marvin Kinsey Jr.'s carry to the left side for his second touchdown in as many games.
- Late in the first half, Minnesota had 1st-and-goal from the 2-yard line, but was limited to a field goal after three defensive stops (-8 yards).
- After starting the second half with a solid defensive series, the Rams marched down the field for an eight-play score. All but four yards were on the ground, including the touchdown, a 2-yard rush by WR Detrich Clark, his first touchdown as a Ram.
- The Rams got to within one score (41-yard field goal by K Wyatt Bryan), 24-17, late in the third quarter, behind a 16-play drive that lasted 6:18 - both season highs.
- After Minnesota took a 14-7 lead with 8:59 remaining in the second quarter, CSU's defense allowed just 44 total yards over the Gophers' next four drives (28:47 in time).
- Facing 4th-and-5 from the CSU 30-yard line, All-America punter Hayden Hunt faked a punt and converted a 29-yard pass to DB Braylin Scott. The play set up a touchdown six plays later, with QB Collin Hill finding WR Michael Gallup for 15 yards.

SCORING SUMMARY

First Quarter

2:56 MINN M. Leidner 6-yard run (E. Carpenter kick)
0:46 CSU M. Kinsey, Jr. 18-yard run (W. Bryan kick)

Second Quarter

11:44 MINN R. Smith 5-yard run (E. Carpenter kick)
1:31 MINN E. Carpenter 28-yard field goal

Third Quarter

8:54 CSU D. Clark 2-yard run (W. Bryan kick)
7:00 MINN S. Brooks 9-yard run (E. Carpenter kick)
0:42 CSU W. Bryan 41-yard field goal

Fourth Quarter

10:12 MINN R. Smith 2-yard run (E. Carpenter kick)
6:24 CSU M. Gallup 15-yard pass from C. Hill (W. Bryan kick)



Kevin Nutt, Jr. returns a punt at Minnesota.

COLORADO STATE FOOTBALL



WYOMING

38



COLORADO STATE

17

GAME 5

Saturday, Oct. 1, 2016
Sonny Lubick Field at Hughes Stadium
Fort Collins, Colo.
Attendance: 33,500

- Saturday's sellout (33,500) was the Rams' fifth in their last 13 home games. Prior to that stretch, CSU didn't record a sellout in more than a decade.
 - The attendance was the 11th-largest in school history, and most since 2004.
- The Rams had previously won the previous three Border War meetings, never trailing in the series from 2013-15.
- Senior TE Nolan Peralta, who entered the game with eight career receptions, had three catches, including the first touchdown of his career. The nine-yard pass from QB Collin Hill capped a seven-play, 91-yard drive to give the Rams a 7-3 advantage.
- Junior WR Detrich Clark displayed his speed early in the second quarter, rushing down the left sideline for 35 yards and his second touchdown in as many games.
- The Rams' third scoring drive came on the final play of the first half when K Wyatt Bryan connected on a 36-yard field goal.
 - It marked the fourth game in a row that Bryan has attempted a field goal on the final play of the first half.
- Of CSU's 14 touchdowns in 2016, 10 have been scored by players who entered the season with zero career touchdowns.
- Freshman QB Collin Hill, making his third start, passed for a career-most 370 yards (23-of-41).
- Senior TE Danny Nwosu, who entered the game with seven career receptions for 79 yards, had a team-most six catches for 68 yards, including three consecutive catches during a second-half drive.
- Sophomore LB Josh Watson tied a career high with 12 tackles (team most), including a half sack.
 - Over the past three games, Watson is averaging 11.67 tackles per game.
- CSU's defense had 3.0 sacks (all in the first half) and 8.0 tackles for loss.
 - LB Tre Thomas' second-quarter sack was the first of his career.
 - LBs Evan Colorito and Josh Watson teamed up to sack Wyoming QB Josh Adams on 3rd-and-goal from the 10-yard line. The loss forced the Cowboys to kick a field goal on their opening drive after initially having 1st-and-goal.
- CSU's two turnovers resulted in 14 Wyoming points.
- After warming up in their traditional jersey combination of green tops and gold pants, the Rams switched into a brand-new, all-gray look just before kickoff. The uniforms are part of CSU's new partnership with Under Armour.

SCORING SUMMARY

First Quarter

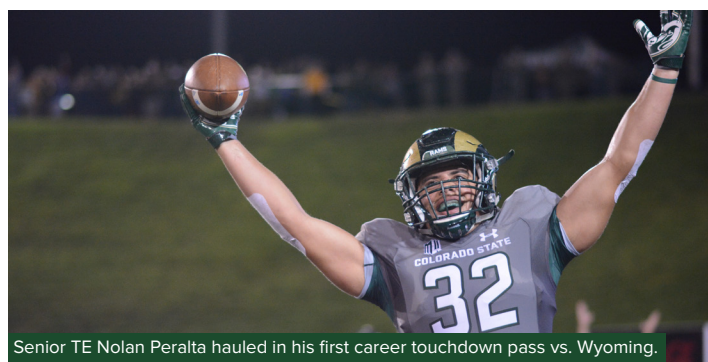
9:30 WYO C. Rothe 35-yard field goal
1:34 CSU N. Peralta 9-yard pass from C. Hill (W. Bryan kick)

Second Quarter

12:56 CSU D. Clark 35-yard run (W. Bryan kick)
9:28 WYO S. Wick 5-yard run (C. Rothe kick)
9:06 WYO T. Gentry 30-yard pass from J. Allen (C. Rothe kick)
1:04 WYO C. Appleby 55-yard interception return (C. Rothe kick)
0:00 CSU W. Bryan 36-yard field goal

Third Quarter

3:17 WYO B. Hill 1-yard run (C. Rothe kick)
0:07 WYO J. Allen 18-yard run (C. Rothe kick)



Senior TE Nolan Peralta hauled in his first career touchdown pass vs. Wyoming.



UTAH STATE

24



COLORADO STATE

31

GAME 6

Saturday, Oct. 8, 2016
Sonny Lubick Field at Hughes Stadium
Fort Collins, Colo.
Attendance: 32,387

- CSU scored 21 unanswered points, overcoming a 24-10 halftime deficit.
- The Rams' defense posted a second-half shutout, allowing 183 yards over the final two quarters.
- CSU finished plus-2 for the turnover battle, earning two takeaways without giving up the ball.
 - After CSU cut the deficit to one score, 24-17, early in the third quarter, the Rams got the ball back on the Aggies' first play from scrimmage. Senior DB Tyree Simmons knocked the ball loose, which was recovered by senior LB Kevin Davis.
 - The fumble recovery was the Rams' first since the season opener vs. Colorado (9/2) and their first takeaway since a Braylin Scott interception at Minnesota (9/24).
 - Late in the fourth quarter, Davis sealed the win with an interception with 47 seconds remaining, allowing the Rams to line up in victory formation.
- CSU was a perfect 4-for-4 in red-zone opportunities, improving its season average to 95.2 percent (20-of-21).
- Junior QB Nick Stevens replaced freshman QB Collin Hill (knee) late in the third quarter. It was his first action since closing the game vs. Northern Colorado (9/17), and first significant action since starting the season opener vs. Colorado (9/2).
 - Stevens finished 3-of-7 for 37 yards, leading the Rams on two scoring drives. He had a 22-yard third-down completion to junior WR Michael Gallup during the Rams' game-tying scoring drive – the drive Stevens took over for Hill during.
- Junior WR Michael Gallup caught seven passes for 140 yards, including a 60-yard touchdown in which he displayed his speed to beat several defenders.
 - The 60-yard score was the Rams' longest from scrimmage this season. It cut the Rams' deficit to just one score, 24-17, just 2:38 into the second half.
- Providing a nice 1-2 punch, RBs Dalyn Dawkins and Izzy Matthews combined for 198 rushing yards.
 - Dawkins carried 14 times for 125 yards (8.9 average), the second-highest total of his career.
 - Matthews rushed 23 times for 73 yards and two touchdowns.
- The Rams' defense posted four sacks, accounting for 38 lost yards.

SCORING SUMMARY

First Quarter

12:27 CSU W. Bryan 21-yard field goal
11:28 USU G. Bright 41-yard run (B. Warren kick)
8:22 CSU O. Johnson 19-yard pass from C. Hill (W. Bryan kick)
1:25 USU K. Myers 4-yard run (B. Warren kick)

Second Quarter

11:15 USU K. Myers 14-yard run (B. Warren kick)
1:09 USU B. Warren 36-yard field goal

Third Quarter

12:22 CSU M. Gallup 60-yard pass from C. Hill (W. Bryan kick)
0:30 CSU I. Matthews 1-yard run (W. Bryan kick)

Fourth Quarter

10:33 CSU I. Matthews 10-yard run (W. Bryan kick)



Senior LB Kevin Davis had a fumble recovery and game-winning interception, helping the defense pitch a second-half shutout.

COLORADO STATE FOOTBALL



COLORADO STATE

23



BOISE STATE

28

GAME 7

Saturday, Oct. 15, 2016
Albertsons Stadium
Boise, Idaho
Attendance: 33,448

- Trailing 28-3 midway through the fourth quarter, Colorado State scored 20 unanswered points to cut the deficit to 28-23. The Rams would score three touchdowns in a span of 1:25, recovering two on-side kicks in the process.
- After a fourth-down stop, CSU got the ball back with 15 seconds, trailing by 5. The Rams intended to run two plays, but were only able to get one off before the clock struck triple zeroes. On the play, QB Nick Stevens completed a five-yard pass to WR Michael Gallup, who tossed the ball back to WR Robert Ruiz. He advanced eight yards before attempting to pitch to Stevens. The ball went out of bounds with 4 seconds on the clock, setting up time for one final play, from the CSU 45-yard line. However, after two reviews, the officials called an illegal forward pass and a 10-second runoff, ending the game.
- CSU scored on its opening drive of the game, becoming the first team to lead on Boise State this season. The Broncos began the season with an FBS-record (since 1996) 307:36 without trailing. The 10-play, 42-yard drive was capped with a 39-yard field goal by K Wyatt Bryan, his ninth make of the season.
- The Broncos entered the game out-scoring opponents 63-14 in the first quarter, but trailed CSU, 3-0. They were averaging 26.4 first-half points and 36.8 points overall, before scoring just 7 and 28, respectively, vs. CSU.
- Prior to Boise State's touchdown with 27 seconds remaining in the first half, CSU's defense had held opponents without a score on 14 consecutive drives (63:27). The streak dated back to the final 3:54 of the first half vs. Utah State (10/8).
- On CSU's second scoring drive, the Rams successfully converted three fourth-down conversions, including a 19-yard gain by QB Nick Stevens. The 17 plays were a season most, and used up 5:53 off the clock (second-longest).
 - It marked RB Izzy Matthews' fourth touchdown of the season, and third in his last two games.
- WR Michael Gallup's 53-yard touchdown reception was the fourth-longest play of the season. Overall, Gallup has three of the Rams' six longest plays.
 - The one-play, 12-second drive marked the shortest and quickest scoring drive of the season.
- RB Dalyn Dawkins finished with 90 all-purpose yards, carrying the ball 14 times for 66 yards and catching five passes for 24 yards, including a touchdown.
- Freshmen DL Richard King and Toby McBride each recorded a sack.

SCORING SUMMARY

First Quarter

7:24 CSU W. Bryan 39-yard field goal

Second Quarter

0:27 BSU T. Sperbeck 12-yard pass from B. Rypien (T. Rausa kick)

Third Quarter

7:35 BSU J. McNichols 5-yard run (T. Rausa kick)

4:00 BSU J. McNichols 80-yard run (T. Rausa kick)

Fourth Quarter

10:53 BSU A.J. Richardson 11-yard pass from T. Sperbeck (T. Rausa kick)

5:00 CSU I. Matthews 2-yard run (W. Bryan kick)

4:48 CSU M. Gallup 53-yard pass from N. Stevens (W. Bryan kick)

3:35 CSU D. Dawkins 11-yard pass from N. Stevens (2-point conversion failed)



Dalyn Dawkins had 90 all-purpose yards, including an 11-yard touchdown reception during the Rams' 20-point run during a span of 1:25 in the fourth quarter.



COLORADO STATE

42



UNLV

23

GAME 8

Saturday, Oct. 22, 2016
Sam Boyd Stadium
Las Vegas, Nev.
Attendance: 18,362

- CSU improved to 16-6-1 all-time against UNLV, winning 16 of its last 19 but first in Las Vegas since 2007.
- The Rams have won 11 of their last 17 true road contests dating back to the 2013 season, their best stretch since 2001-03. Prior to the current stretch, the Rams had lost 10 true road contests in a row and 21 of 23.
- CSU scored the game's first 35 points, never trailing during the contest. The Rams' six first-half drives featured five touchdowns.
- The CSU defense posted its fourth shutout of a half this season, allowing zero points, 72 total yards and forcing two turnovers in the first half.
- CSU scored 42 points, its highest in a road contest since scoring 66 at New Mexico (Nov. 22, 2014).
- CSU rushed for 230 yards, with three backs totaling at least 49 yards. RBs Marvin Kinsey, Jr. and Izzy Matthews each found the end zone twice, becoming the first set of CSU teammates to each score two touchdowns in a game since 1996.
- Junior Michael Gallup tied a career high with seven catches for 91 yards and a touchdown. The WR is averaging 107.3 yards per game over the past three contests and has scored a touchdown in five of his past six games.
- QB Nick Stevens completed 21 of 28 passes for 237 yards and two touchdowns. The junior completed 16 of 19 first-half passes, helping CSU score on five of its first six drives.
- CSU nearly doubled UNLV's time of possession (39:37 to 20:23), securing the football for at least 10 minutes in three of the four quarters.
- The Rams – who entered the game ranked 109th nationally converting just 34.0 percent of third-down opportunities – were 10-of-18 on third down (55.6 percent), in addition to 3-for-4 on fourth down.
- CSU won the turnover battle for the third week in a row, earning two first-half takeaways. Senior DB Jake Schlager intercepted his first pass, while late in the second quarter, junior DB Justin Sweet recovered a fumble, which set up a CSU touchdown three plays later.
- A total of 23 different Rams defenders recorded at least one tackle.
- CSU was penalized just four times for 21 yards, with one penalty (5 yards) being an intentional delay of game to set up the Rams' punt better.
- The Rams scored on their opening drive for the third game in a row.

SCORING SUMMARY

First Quarter

9:03 CSU D. Nwosu 8-yard pass from N. Stevens (W. Bryan kick)

1:28 CSU I. Matthews 2-yard run (W. Bryan kick)

Second Quarter

5:07 CSU I. Matthews 2-yard run (W. Bryan kick)

2:02 CSU M. Kinsey, Jr. 34-yard run (W. Bryan kick)

0:07 CSU M. Kinsey, Jr. 2-yard run (W. Bryan kick)

Third Quarter

12:36 UNLV L. Thomas 37-yard pass from D. Sneed (E. Pantels kick)

10:15 UNLV E. Pantels 27-yard field goal

Fourth Quarter

12:09 UNLV D. Greene 2-yard run (E. Pantels kick)

11:57 CSU M. Gallup 36-yard pass from N. Stevens (W. Bryan kick)

5:44 UNLV M. Stevenson 51-yard pass from D. Sneed (2-point conversion failed)



RB Marvin Kinsey, Jr. posted his first multi-touchdown game of his career. He and sophomore RB Izzy Matthews both scored two touchdowns.

COLORADO STATE FOOTBALL



FRESNO STATE

0



COLORADO STATE

37

GAME 9

Saturday, Nov. 5, 2016
Sonny Lubick Field at Hughes Stadium
Fort Collins, Colo.
Attendance: 23,187

- Colorado State posted its first shutout since Oct. 4, 1997 (63-0 win over Hawai'i), spanning 225 games.
- CSU out-gained Fresno State, 494-232 (season best by CSU defense), including 337-68 in the first half.
- CSU has won six home games in a row in the month of November.
- Fresno State didn't record its initial first down until more than 18 minutes into the game. At that point, the Rams had already recorded 12 first downs. The Bulldogs didn't cross midfield for the first time until midway through the third quarter.
- Junior WR Michael Gallup continues to emerge as the Rams' top pass-catcher, catching a personal-best nine passes for 126 yards and a touchdown.
 - The 126 receiving yards are the second-most of his career, and the second-highest of the season by a Ram. He is the only CSU player to reach 100 receiving yards in a game this season.
- QB Nick Stevens completed 19-of-24 passes for 240 yards and two touchdowns.
 - Stevens has completed 60 passes and attempted 90 since his last interception (both personal bests).
- The Rams did not turn the ball over for the third time in their past four games. They've won the turnover battle each of the past four contests.
- Senior CB Jordon Vaden, a converted wide receiver, recorded his first career interception, picking off Fresno State's Zach Kline early in the fourth quarter.
- The Rams rushed for a season-most 254 yards. RBs Marvin Kinsey, Jr. (83 yards), Izzy Matthews (55) and Dalyn Dawkins (35) each carried the ball 10 times.
 - Kinsey, Jr. gave CSU a 10-0 first-quarter lead with a five-yard touchdown to cap a four-play, 66-yard drive in just 1:17.
 - Matthews has had multi-touchdown games in back-to-back contests, scoring on a pair of 1-yard rushes vs. Fresno State. He has a team-most eight touchdowns on the season, including seven in his last four games.
- CSU had a season-high-tying 10 tackles for loss. 11 different defenders were in on a tackle for loss, led by true freshmen LB Arjay Jean and DL Toby McBride, who each had 1.5 sacks.
 - LB Max McDonald (0.5) and DL Johnny Schupp (0.5) each had their first career sacks.
- WR Robert Ruiz had a career-most 60 receiving yards (2 catches).

SCORING SUMMARY

First Quarter

4:20 CSU W. Bryan 33-yard field goal
1:06 CSU M. Kinsey, Jr. 5-yard run (W. Bryan kick)

Second Quarter

12:29 CSU M. Gallup 18-yard pass from N. Stevens (W. Bryan kick failed)
1:25 CSU I. Matthews 1-yard run (B. Davis kick)

Third Quarter

11:10 CSU A. Hawkins 14-yard pass from N. Stevens (B. Davis kick)
7:27 CSU I. Matthews 1-yard run (B. Davis kick)



CSU's defense recorded an interception and 10 tackles for loss, in addition to the Rams' first shutout since 1997.



COLORADO STATE

46



AIR FORCE

49

GAME 10

Saturday, Nov. 12, 2016
Falcon Stadium
USAF, Colo.
Attendance: 23,467

- Saturday marked the first time that CSU has ever had a 300-yard passer, 200-yard receiver and a 100-yard rusher in a game.
- CSU's 559 yards of total offense were a season most against an FBS opponent. The Rams out-gained Air Force, despite the Falcons' 485 rushing yards.
- CSU has scored at least 37 points in each of its last three games, averaging 41.67 points and 506.67 yards.
- The 94 combined points were the most scored in the series, surpassing the 84 points scored in the 2000 meeting.
- CSU and Air Force have split the past four meetings in the series, but CSU has yet to win at Falcon Stadium since 2002.
- Junior WR Michael Gallup caught 13 passes for 213 yards and a touchdown. The 13 catches were the second-most in CSU history (Jeff Champine holds the record with 14 vs. New Mexico on Oct. 29, 1983), while the 213 receiving yards were the fifth-most, and highest total since David Anderson vs. BYU on Oct. 2, 2004.
- Junior QB Nick Stevens had a career-high 374 passing yards – surpassing his previous high of 310 vs. Nevada in the 2015 NOVA Home Loans Arizona Bowl.
- RB Dalyn Dawkins reached the century mark with 102 rushing yards (7.3 average) and two touchdowns. It was the first multi-touchdown game of his career.
- Dawkins' first touchdown came just 1:01 into the contest, rushing to the right side for 61 yards – it was the longest play from scrimmage this season for the Rams.
- Senior LB Kevin Davis, a nearby Fountain-Fort Carson High School graduate, had 15 tackles and two forced fumbles.
- Junior DB Justin Sweet intercepted his first career pass and returned it 27 yards for a touchdown to give CSU a 24-14 lead. He also had six tackles and a breakup. The pick-six was CSU's first since Shaquill Barrett did it vs. UNLV on Nov. 10, 2012.
- Sophomore RB Izzy Matthews scored a first-quarter touchdown to give CSU a 14-7 advantage.
- LB Tre Thomas had a career-most 13 tackles, including 1.0 tackles for loss. Josh Watson was also in double figures (11), while Evan Colorito finished with a personal-best nine (including 2.0 tackles for loss), plus his first career fumble recovery.
- CSU scored on its first three drives. Over the past three games, CSU has had early success, scoring on five of its first six drives at UNLV (10/22) and six of its first seven vs. Fresno State (11/5).

SCORING SUMMARY

First Quarter

13:59 CSU D. Dawkins 61-yard run (W. Bryan kick)
10:34 AFA T. McVey 10-yard run (L. Strebel kick)
4:22 CSU I. Matthews 3-yard run (W. Bryan kick)

Second Quarter

13:44 AFA T. McVey 6-yard run (L. Strebel kick)
11:54 CSU W. Bryan 38-yard field goal
10:50 CSU J. Sweet 27-yard interception return (W. Bryan kick)
8:46 AFA A. Worthman 54-yard run (L. Strebel kick)
0:22 AFA T. McVey 15-yard run (L. Strebel kick)

Third Quarter

13:20 AFA D. Vail 0-yard fumble recovery (L. Strebel kick)
9:54 CSU R. Ruiz 9-yard pass from N. Stevens (W. Bryan kick)
6:57 CSU D. Dawkins 2-yard run (W. Bryan kick)
1:41 AFA T. Williams 5-yard run (L. Strebel kick)

Fourth Quarter

8:36 AFA T. McVey 8-yard run (L. Strebel kick)
6:43 CSU M. Gallup 7-yard pass from N. Stevens (M. Gallup pass from N. Stevens, 2 pt.)



WR Michael Gallup had 13 catches (second-most in CSU history) for 213 yards (fourth-most) and a touchdown in a 49-46 loss to Air Force.

COLORADO STATE FOOTBALL

**QB | NICK STEVENS | 7****Junior | 6-3, 200****Murrieta, Calif. (Vista Murrieta)**

Pass Completions
Pass Yards
Pass TDs
Long Pass

SEASON HIGHS

22, at Air Force (11/12)
374, at Air Force (11/12)
2, on four occasions
53, at Boise State (10/15)

CAREER HIGHS

25, vs. Colorado (9/19/15)
Same
5, vs. Savannah State (9/5/15)
69, vs. UNLV (11/14/15)

**RB | DALYN DAWKINS | 1****Junior | 5-9, 175****Louisville, Ky. (Purdue)**

Rushing Attempts
Rushing Yards
Rushing TDs
Long Rush

SEASON HIGHS

15, on two occasions
125, vs. Utah State (10/8)
2, at Air Force (11/12)
61, at Air Force (11/12)

CAREER HIGHS

25, at Wyoming (11/7/15)
151, vs. UNLV (11/14/15)
Same
Same

**WR | OLABISI JOHNSON | 81****Sophomore | 6-0, 190****Lakewood, Colo. (Bear Creek)**

Receptions
Receiving Yards
Receiving TDs
Long Reception

SEASON HIGHS

3, on four occasions
88, at Air Force (11/12)
1, on three occasions
42, vs. Wyoming (10/1)

CAREER HIGHS

Same
Same
1, on three occasions
Same

**WR | MICHAEL GALLUP | 4****Junior | 6-1, 195****Monroe, Ga. (Butler County C.C.)**

Receptions
Receiving Yards
Receiving TDs
Long Reception

SEASON HIGHS

13, at Air Force (11/12)
213, at Air Force (11/12)
1, on seven occasions
60, vs. Utah State (10/8)

CAREER HIGHS

Same
Same
Same
Same

**FL | ROBERT RUIZ | 89****Senior | 5-10, 170****El Cajon, Calif. (Valhalla)**

Receptions
Receiving Yards
Receiving TDs
Long Reception

SEASON HIGHS

4, vs. Wyoming (10/1)
60, vs. Fresno State (11/5)
1, on two occasions
44, vs. Fresno State (11/5)

CAREER HIGHS

Same
Same
Same
Same

**TE | NOLAN PERALTA | 32****Senior | 6-3, 240****Murrieta, Calif. (Elsinore)**


Receptions
Receiving Yards
Receiving TDs
Long Reception

SEASON HIGHS

3, vs. Wyoming (10/1)
24, vs. Wyoming (10/1)
1, vs. Wyoming (10/1)
15, at UNLV (10/22)

CAREER HIGHS

Same
Same
Same
22, vs. Nevada (12/29/15)

**LT | NICK CALLENDER | 76****Senior | 6-6, 325****Hayward, Calif. (St. Mary's College H.S.)****LG | PAUL THURSTON | 55****Senior | 6-5, 300****Arvada, Colo. (Nebraska)****C | JAKE BENNETT | 77****Junior | 6-3, 290****Lakewood, Colo. (Bear Creek)****RG | FRED ZERBLIS | 54****Senior | 6-2, 305****Grayson, Ga. (Grayson)****RT | ZACK GOLDITCH | 61****Junior | 6-5, 295****Aurora, Colo. (Gateway)**

COLORADO STATE FOOTBALL

**LDE | DARNELL THOMPSON | 94****Junior | 6-4, 270****Raleigh, N.C. (Highland (Kansas) CC)**


Tackles
Tackles For Loss
Sacks
Interceptions

SEASON HIGHS

4, vs. Fresno State (11/5)
1.0, on three occasions
1.0, on three occasions
N/A

CAREER HIGHS

Same
Same
Same
N/A

**DT | JAKOB BUYS | 91****Junior | 6-4, 265****Arvada, Colo. (Ralston Valley)**

Tackles
Tackles For Loss
Sacks
Interceptions

SEASON HIGHS

5, at Air Force (11/12)
1.0, on two occasions
1.0, on two occasions
N/A

CAREER HIGHS

Same
Same
Same
N/A

**NT | JOSH LOVINGOOD | 92****Junior | 6-4, 310****Fresno, Calif. (Clovis North)**

Tackles
Tackles For Loss
Sacks
Fumbles Recovered

SEASON HIGHS

5, vs. Colorado (9/2)
0.5, on four occasions
N/A
N/A

CAREER HIGHS

6, vs. Utah (12/20/14)
0.5, on seven occasions
N/A
1, on two occasions

**RDE/Buck | EVAN COLORITO | 43****Junior | 6-4, 245****Beaverton, Ore. (Beaverton)**

Tackles
Tackles For Loss
Sacks
Fumbles Recovered

SEASON HIGHS

9, at Air Force (11/12)
2.0, on two occasions
1.0, vs. UTSA (9/10)
1, at Air Force (11/12)

CAREER HIGHS

Same
Same
Same
Same

**SLB | KIEL ROBINSON | 15****Junior | 6-2, 225****San Marcos, Calif. (Mission Hills)**

Tackles
Tackles For Loss
Sacks
Fumbles Forced

SEASON HIGHS

5, vs. Northern Colorado (9/17)
2.0, vs. Wyoming (10/1)
N/A
N/A

CAREER HIGHS

8, on two occasions
2.0, on three occasions
2.0, at Wyoming (11/7/15)
1, at Wyoming (11/7/15)

**MLB | JOSH WATSON | 55****Sophomore | 6-2, 235****Blue Springs, Mo. (Blue Springs South)**

Tackles
Tackles For Loss
Sacks
Fumbles Forced

SEASON HIGHS

12, on two occasions
2.0, on two occasions
0.5, on two occasions
N/A

CAREER HIGHS

Same
3.0, vs. Savannah State (9/5/15)
1.0, vs. Boise State (10/10/15)
N/A

**WLB | KEVIN DAVIS | 33****Senior | 6-2, 240****Fountain, Colo. (Fountain-Fort Carson)**

Tackles
Sacks
Interceptions
Fumbles Forced

SEASON HIGHS

19, vs. Colorado (9/2)
3.0, vs. UTSA (9/10)
1, vs. Utah State (10/8)
2, at Air Force (11/12)

CAREER HIGHS

Same
Same
1, on two occasions
Same

**LCB | KEVIN NUTT, JR. | 10****Junior | 5-10, 190****Fresno, Calif. (Edison)**

Tackles
Tackles For Loss
Fumbles Recovered
Interceptions

SEASON HIGHS

5, at Minnesota (9/24)
1.0, on two occasions
N/A
N/A

CAREER HIGHS

Same
Same
N/A
N/A

**RCB | TYREE SIMMONS | 5****Senior | 5-11, 190****Gardena, Calif. (Gardena)**

Tackles
Tackles For Loss
Fumbles Forced
Interceptions

SEASON HIGHS

6, vs. Utah State (10/8)
0.5, on two occasions
1, vs. Utah State (10/8)
N/A

CAREER HIGHS

10, at San Jose State (11/1/14)
1.0, on five occasions
2, vs. Hawai'i (11/8/14)
1, vs. Tulsa (10/4/14)

**SS | JAKE SCHLAGER | 8****Junior | 5-11, 195****McCook, Neb. (McCook)**

Tackles
Tackles For Loss
Fumbles Recovered
Interceptions

SEASON HIGHS

11, vs. Colorado (9/2)
1.0, vs. Colorado (9/2)
1, vs. Colorado (9/2)
1, at UNLV (10/22)

CAREER HIGHS

Same
1.0, on two occasions
1, on two occasions
Same

**FS | BRAYLIN SCOTT | 18****Sophomore | 6-3, 185****Bakersfield, Calif. (Liberty)**

Tackles
Tackles For Loss
Interceptions
Fumbles Forced

SEASON HIGHS

8, vs. Utah State (10/8)
N/A
1, on three occasions
N/A

CAREER HIGHS

Same
N/A
Same
N/A

COLORADO STATE FOOTBALL



INDIVIDUAL	COLORADO STATE	OPPONENT
30 Rushing Attempts	30 Jasen Oden, Jr. at UTSA; Sept. 26, 2015	35 Joey DeMartino, Utah State; Nov. 23, 2013
300 Yards Rushing	312 Kapri Bibbs vs. Nevada; Nov. 9, 2013 (CSU record)	- -
200 Yards Rushing	230 Dee Hart vs. New Mexico; Nov. 22, 2014	217 J. McNichols, Boise State; Oct. 15, 2016
100 Yards Rushing	102 Dalyn Dawkins vs. Air Force; Nov. 12, 2016	184 Tim McVey, Air Force; Nov. 12, 2016
4 Touchdowns Rushing	5 Dee Hart vs. New Mexico; Nov. 22, 2014	4 Tim McVey, Air Force; Nov. 12, 2016
3 Touchdowns Rushing	5 Dee Hart vs. New Mexico; Nov. 22, 2014	4 Tim McVey, Air Force; Nov. 12, 2016
400 Yards Passing	425 Garrett Grayson vs. UC Davis; Sept. 13, 2014	410 Connor Halliday, Washington State; Dec. 21, 2013
350 Yards Passing	374 Nick Stevens vs. Air Force; Nov. 12, 2016	352 Grant Hedrick, Boise State; Sept. 6, 2014
50 Pass Attempts	58 Garrett Grayson at Boise State; Sept. 6, 2014	51 Joe Gray, San Jose State; Nov. 1, 2014
40 Pass Attempts	41 Collin Hill vs. Wyoming; Oct. 1, 2016	45 Mitch Leidner, Minnesota; Sept. 12, 2015
35 Pass Attempts	46 Nick Stevens at Utah State; Oct. 3, 2015	35 Brett Rypien, Boise State; Oct. 10, 2015
30 Pass Completions	31 Garrett Grayson at Boise State; Sept. 6, 2014	37 Connor Halliday, Washington State; Dec. 21, 2013
25 Pass Completions	25 Nick Stevens vs. Colorado; Sept. 19, 2015	26 Joe Gray, San Jose State; Nov. 1, 2014
20 Pass Completions	22 Nick Stevens vs. Air Force; Nov. 12, 2016	23 Kyle Slotter, Northern Colorado; Sept. 17, 2016
4 Touchdown Passes	4 Collin Hill vs. Northern Colorado; Sept. 17, 2016	6 Connor Halliday, Washington State; Dec. 21, 2013
400 Yards Total Offense	406 Garrett Grayson vs. New Mexico; Nov. 22, 2014	432 Grant Hedrick, Boise State; Sept. 6, 2014
300 Yards Total Offense	374 Nick Stevens vs. Air Force; Nov. 12, 2016	314 Kyle Slotter, Northern Colorado; Sept. 17, 2016
10 Receptions	13 Michael Gallup vs. Air Force; Nov. 12, 2016	10 Jericho Richardson, Nevada; Oct. 12, 2014
200 Receiving Yards	213 Michael Gallup vs. Air Force; Nov. 12, 2016	208 Paul Richardson, Colorado; Sept. 1, 2013
3 Touchdown Receptions	3 Rashard Higgins vs. UNLV; Nov. 14, 2015	3 Kendal Keys, UNLV; Nov. 14, 2015
3 Field Goals Made	3 Wyatt Bryan vs. UTSA; Sept. 10, 2016	3 Diego Gonzalez, Colorado; Sept. 2, 2016
2 Pass Interceptions	2 Tyree Simmons vs. New Mexico; Nov. 22, 2014	2 Marcell Gibbons, Northern Colorado; Sept. 10, 2011
50-Yard Field Goal	53 Wyatt Bryan vs. Northern Colorado; Sept. 17, 2016	54 Donny Hageman, San Diego State; Oct. 31, 2015
60-Yard Punt	61 Hayden Hunt vs. UNLV; Oct. 22, 2016	65 Peter Mortell, Minnesota; Sept. 12, 2015
Kickoff Return For Touchdown	96 Kevin Nutt, Jr. at Fresno State; Nov. 28, 2015	96 Elijah Mitchell, Nevada; Dec. 29, 2015
Punt Return For Touchdown	61 Joe Hansley at Fresno State; Nov. 28, 2015	69 Jeremy Kerly, TCU; Oct. 17, 2009
Fumble Return For Touchdown	0 Kevin Davis vs. Savannah State; Sept. 5, 2015	53 Greg Henderson, Colorado; Sept. 1, 2013
Interception Return For Touchdown	27 Justin Sweet vs. Air Force; Nov. 12, 2016	55 Damontae Kazee, San Diego State; Oct. 31, 2015

TEAM	COLORADO STATE	OPPONENT
30 First Downs	30 vs. Nevada; Dec. 29, 2015	35 Boise State; Sept. 6, 2014
400 Yards Rushing	440 at BYU; Nov. 1, 2001	485 Air Force; Nov. 12, 2016
300 Yards Rushing	325 vs. UNLV; Nov. 14, 2015	485 Air Force; Nov. 12, 2016
60 Rushing Attempts	70 at Utah; Oct. 28, 1989	68 Air Force; Nov. 12, 2016
50 Rushing Attempts	50 vs. UNLV; Oct. 22, 2016	68 Air Force; Nov. 12, 2016
4 Rushing Touchdowns	4 vs. UNLV; Oct. 22, 2016	7 Air Force; Nov. 12, 2016
400 Yards Passing	406 vs. New Mexico; Nov. 22, 2014	410 Washington State; Dec. 21, 2013
50 Pass Attempts	58 at Boise State; Sept. 6, 2014	51 San Jose State; Nov. 1, 2014
40 Pass Attempts	41 vs. Wyoming; Oct. 1, 2016	45 Minnesota; Sept. 12, 2015
30 Pass Completions	31 at Boise State; Sept. 6, 2014	37 Washington State; Dec. 21, 2013
4 Touchdown Passes	4 vs. Northern Colorado; Sept. 17, 2016	6 Washington State; Dec. 21, 2013
600 Yards Total Offense	698 vs. New Mexico; Nov. 22, 2014 (CSU record)	676 Boise State; Sept. 6, 2014
80 Total Plays	84 vs. Nevada; Dec. 29, 2015	89 Colorado; Sept. 2, 2016
4 Turnovers Forced	4 at Wyoming; Nov. 7, 2015	4 Colorado; Sept. 2, 2016
0 Turnovers Given Up	0 vs. Fresno State; Nov. 2, 2016	0 Boise State; Oct. 15, 2016
2 Players In Game/100 Yards Rushing	2 Hart (139)/Jarrells (121) vs. Colorado; Aug. 29, 2014	2 Air Force; Nov. 12, 2016
3 Players In Game/100 Yards Rushing	3 vs. Tennessee-Chattanooga; Aug. 31, 1996	3 Air Force; Sept. 30, 1989
100-yd. Rusher and 100-yd. Receiver	Dawkins (102 ru.)/Gallup (213 rec.) Air Force; Nov. 12, 2016	UNLV; Nov. 14, 2015
2 Players In Game/100 Yards Receiving	Higgins (147)/Masters, Jr. (112) vs. UC Davis; Sept. 13, 2014	- -
10 or Fewer First Downs	9 at Tulsa; Sept. 7, 2013	9 Northern Colorado; Sept. 10, 2011
4 Passes Had Intercepted	4 vs. Air Force; Oct. 13, 2007	5 New Mexico; Nov. 17, 2001 (CSU record)
100 Yards Or Fewer Rushing	12 vs. Utah; Dec. 20, 2014	83 Savannah State; Sept. 5, 2015
300 Yards Or Fewer Total Offense	256 vs. Boise State; Oct. 10, 2015	232 Fresno State; Nov. 2, 2016
Scored a Safety	1 at UTSA; Sept. 26, 2015	1 Hawai'i; Nov. 8, 2014
Blocked Punt	1 at Nevada; Oct. 12, 2014	1 UTSA; Sept. 26, 2015
Blocked Field Goal	1 at New Mexico; Nov. 21, 2015	1 North Dakota State; Sept. 8, 2012
2-Point Conversion	1 at New Mexico; Nov. 21, 2015	1 Hawai'i; Oct. 26, 2013
35:00 Time Of Possession	39:37 vs. UNLV; Oct. 22, 2016	36:45 Savannah State; Sept. 5, 2015
50 Points Scored	65 vs. Savannah State; Sept. 5, 2015	63 Boise State; Oct. 15, 2011
Shutout	37-0 vs. Fresno State; Nov. 5, 2016	13-0 Utah State; Nov. 23, 2013
0 Points Scored 1st Quarter	0 vs. Colorado; Sept. 2, 2016	0 Fresno State; Nov. 5, 2016
0 Points Scored, 1st Half	0 vs. Colorado; Sept. 2, 2016	0 Fresno State; Nov. 5, 2016
0 Points Scored Through 3 Quarters	0 vs. Colorado; Sept. 2, 2016	0 Fresno State; Nov. 5, 2016
0 Points Scored, 4th Quarter	0 vs. Boise State; Oct. 10, 2015	0 Fresno State; Nov. 5, 2016
0 Points Scored, 2nd Half	0 vs. Boise State; Oct. 10, 2015	0 Fresno State; Nov. 5, 2016

COLORADO STATE FOOTBALL



Team Statistics	CS	OPP
SCORING	297	272
Points Per Game	29.7	27.2
Points Off Turnovers	21	54
FIRST DOWNS	221	204
Rushing	109	101
Passing	99	91
Penalty	13	12
RUSHING YARDAGE	1973	2078
Yards gained rushing	2163	2368
Yards lost rushing	190	290
Rushing Attempts	421	439
Average Per Rush	4.7	4.7
Average Per Game	197.3	207.8
TDs Rushing	20	25
PASSING YARDAGE	2356	2028
Comp-Att-Int	177-299-5	148-250-7
Average Per Pass	7.9	8.1
Average Per Catch	13.3	13.7
Average Per Game	235.6	202.8
TDs Passing	17	10
TOTAL OFFENSE	4329	4106
Total Plays	720	689
Average Per Play	6.0	6.0
Average Per Game	432.9	410.6
KICK RETURNS: #-Yards	22-461	15-292
PUNT RETURNS: #-Yards	17-78	14-98
INT RETURNS: #-Yards	7-85	5-102
KICK RETURN AVERAGE	21.0	19.5
PUNT RETURN AVERAGE	4.6	7.0
INT RETURN AVERAGE	12.1	20.4
FUMBLES-LOST	14-7	13-5
PENALTIES-Yards	54-472	58-442
Average Per Game	47.2	44.2
PUNTS-Yards	44-1946	47-2007
Average Per Punt	44.2	42.7
Net punt average	41.1	39.8
KICKOFFS-Yards	53-3397	52-3252
Average Per Kick	64.1	62.5
Net kick average	41.6	39.7
TIME OF POSSESSION/Game	29:53	30:07
3RD-DOWN Conversions	60/145	78/154
3rd-Down Pct	41%	51%
4TH-DOWN Conversions	13/22	6/17
4th-Down Pct	59%	35%
SACKS BY-Yards	24-170	12-108
MISC YARDS	0	0
TOUCHDOWNS SCORED	38	36
FIELD GOALS-ATTEMPTS	11-15	7-9
ON-SIDE KICKS	2-3	0-1
RED-ZONE SCORES	(38-41) 93%	(34-37) 92%
RED-ZONE TOUCHDOWNS	(30-41) 73%	(27-37) 73%
PAT-ATTEMPTS	(34-36) 94%	(35-35) 100%
ATTENDANCE	136465	120131
Games/Avg Per Game	5/27293	4/30033
Neutral Site Games		1/69850

Score by Quarters	1st	2nd	3rd	4th	OT	Total
Colorado State	96	81	55	65	0	297
Opponents	59	86	79	48	0	272

COLORADO STATE FOOTBALL



Rushing	gp	att	gain	loss	net	avg	td	lg	avg/g
DAWKINS, Dalyn	9	120	619	23	596	5.0	3	61	66.2
MATTHEWS, Izzy	10	115	506	12	494	4.3	9	30	49.4
KINSEY, Marvin	10	69	372	14	358	5.2	5	34	35.8
CLARK, Detrich	10	28	185	8	177	6.3	2	35	17.7
BAUTA, Faton	7	19	126	2	124	6.5	0	24	17.7
HAWKINS, Anthony	10	11	82	1	81	7.4	0	17	8.1
HILL, Collin	5	26	126	77	49	1.9	1	51	9.8
PETERS, Bryce	8	11	48	5	43	3.9	0	13	5.4
STEVENS, Nick	7	9	58	29	29	3.2	0	19	4.1
RUIZ, Robert	10	1	15	0	15	15.0	0	15	1.5
GALLUP, Michael	10	4	20	5	15	3.8	0	12	1.5
HUNT, Hayden	9	1	6	0	6	6.0	0	6	0.7
ROBLES, J.C.	1	1	0	0	0	0.0	0	0	0.0
Team	5	6	0	14	-14	-2.3	0	0	-2.8
Total	10	421	2163	190	1973	4.7	20	61	197.3
Opponents	10	439	2368	290	2078	4.7	25	80	207.8

Passing	gp	effic	comp-att-int	pct	yds	td	lg	avg/g
STEVENS, Nick	7	145.16	89-140-3	63.6	1117	8	53	159.6
HILL, Collin	5	146.87	75-129-2	58.1	1096	8	60	219.2
BAUTA, Faton	7	85.78	12-29-0	41.4	114	1	45	16.3
HUNT, Hayden	9	343.60	1-1-0	100.0	29	0	29	3.2
Total	10	140.80	177-299-5	59.2	2356	17	60	235.6
Opponents	10	134.94	148-250-7	59.2	2028	10	60	202.8

Receiving	gp	no.	yds	avg	td	lg	avg/g
GALLUP, Michael	10	58	909	15.7	7	60	90.9
JOHNSON, Olabisi	10	20	340	17.0	2	42	34.0
DAWKINS, Dalyn	9	19	157	8.3	1	34	17.4
RUIZ, Robert	10	16	254	15.9	2	44	25.4
NWOSU, Danny	10	14	155	11.1	1	25	15.5
PERALTA, Nolan	10	10	72	7.2	1	15	7.2
MASTERS, Elroy	9	7	108	15.4	1	45	12.0
CLARK, Detrich	10	7	61	8.7	0	18	6.1
MATTHEWS, Izzy	10	6	40	6.7	0	12	4.0
FACKRELL, Dalton	10	5	42	8.4	0	17	4.2
WILLIAMS, Xavier	2	4	91	22.8	0	50	45.5
WILSON, Marcus	7	4	15	3.8	1	5	2.1
KINSEY, Marvin	10	2	47	23.5	0	49	4.7
HAWKINS, Anthony	10	2	27	13.5	1	14	2.7
LONG, Sammie	6	2	4	2.0	0	6	0.7
SCOTT, Braylin	9	1	29	29.0	0	29	3.2
STEVENS, Nick	7	0	5	0.0	0	0	0.7
Total	10	177	2356	13.3	17	60	235.6
Opponents	10	148	2028	13.7	10	60	202.8

Punt Returns	no.	yds	avg	td	lg
RUIZ, Robert	17	78	4.6	0	19
Total	17	78	4.6	0	19
Opponents	14	98	7.0	0	38

Interceptions	no.	yds	avg	td	lg
SCOTT, Braylin	3	38	12.7	0	36
DAVIS, Kevin	1	0	0.0	0	0
SCHLAGER, Jake	1	7	7.0	0	7
SWEET, Justin	1	27	27.0	1	27
VADEN, Jordon	1	13	13.0	0	13
Total	7	85	12.1	1	36
Opponents	5	102	20.4	1	55

Kick Returns	no.	yds	avg	td	lg
CLARK, Detrich	8	171	21.4	0	30
DAWKINS, Dalyn	7	169	24.1	0	35
NUTT, Kevin	6	117	19.5	0	24
AWUNGANYI, Robert	1	4	4.0	0	4
Total	22	461	21.0	0	35
Opponents	15	292	19.5	0	32

Fumble Returns	no.	yds	avg	td	lg
Total	0	0	0.0	0	0
Opponents	0	0	0.0	0	0

COLORADO STATE FOOTBALL



Scoring	td	fg	PAI				dxp	saf	pts
			kick	rush	rcv	pass			
BRYAN, Wyatt	-	11-14	31-33	-	-	-	-	-	64
MATTHEWS, Izzy	9	-	-	-	-	-	-	-	54
GALLUP, Michael	7	-	-	-	1	-	-	-	44
KINSEY, Marvin	5	-	-	-	-	-	-	-	30
DAWKINS, Dalyn	4	-	-	-	-	-	-	-	24
JOHNSON, Olabisi	2	-	-	-	-	-	-	-	12
RUIZ, Robert	2	-	-	-	-	-	-	-	12
CLARK, Detrich	2	-	-	-	-	-	-	-	12
MASTERS, Elroy	1	-	-	-	-	-	-	-	6
HAWKINS, Anthony	1	-	-	-	-	-	-	-	6
HILL, Collin	1	-	-	-	-	-	-	-	6
WILSON, Marcus	1	-	-	-	-	-	-	-	6
PERALTA, Nolan	1	-	-	-	-	-	-	-	6
NWOSU, Danny	1	-	-	-	-	-	-	-	6
SWEET, Justin	1	-	-	-	-	-	-	-	6
DAVIS, Braxton	-	0-1	3-3	-	-	-	-	-	3
STEVENS, Nick	-	-	-	-	-	1-2	-	-	0
Total	38	11-15	34-36	-	1	1-2	-	-	297
Opponents	36	7-9	35-35	-	-	0-1	-	-	272

Total Offense	g	plays	rush	pass	total	avg/g
STEVENS, Nick	7	149	29	1117	1146	163.7
HILL, Collin	5	155	49	1096	1145	229.0
DAWKINS, Dalyn	9	120	596	0	596	66.2
MATTHEWS, Izzy	10	115	494	0	494	49.4
KINSEY, Marvin	10	69	358	0	358	35.8
BAUTA, Faton	7	48	124	114	238	34.0
CLARK, Detrich	10	28	177	0	177	17.7
HAWKINS, Anthony	10	11	81	0	81	8.1
PETERS, Bryce	8	11	43	0	43	5.4
HUNT, Hayden	9	2	6	29	35	3.9
GALLUP, Michael	10	4	15	0	15	1.5
RUIZ, Robert	10	1	15	0	15	1.5
Team	5	6	-14	0	-14	-2.8
Total	10	720	1973	2356	4329	432.9
Opponents	10	689	2078	2028	4106	410.6

Field Goals	fg	pct.	01-19	20-29	30-39	40-49	50-99	lg	blk
BRYAN, Wyatt	11-14	78.6	0-0	2-3	6-6	2-4	1-1	53	0
DAVIS, Braxton	0-1	0.0	0-0	0-0	0-0	0-0	0-1	0	0

Punting	no.	yds	avg	lg	tb	fc	i20	50+	blk
HUNT, Hayden	44	1946	44.2	61	2	16	22	12	0
Total	44	1946	44.2	61	2	16	22	12	0
Opponents	47	2007	42.7	58	3	15	8	9	0

FG Sequence	Colorado State	Opponents
Colorado	-	(30),(29),(22)
UTSA	(38),(28),(46)	-
Northern Colorado	(53),(37)	28
Minnesota	46,(41)	(28)
Wyoming	(36),24	(35)
Utah State	(21)	(36)
Boise State	(39)	-
UNLV	-	41,(27)
Fresno State	(33)	-
Air Force	(38),42,51	-

Numbers in (parentheses) indicate field goal was made.

Kickoffs	no.	yds	avg	tb	ob	retn	net	ydln
DAVIS, Braxton	48	3075	64.1	34	2			
GUERRA, Tavis	5	322	64.4	2	0			
Total	53	3397	64.1	36	2	19.5	41.6	23
Opponents	52	3252	62.5	29	0	21.0	39.7	25

All Purpose	g	rush	rcv	pr	kr	ir	total	avg/g
GALLUP, Micha	10	15	909	0	0	0	924	92.4
DAWKINS, Daly	9	596	157	0	169	0	922	102.4
MATTHEWS, Izz	10	494	40	0	0	0	534	53.4
CLARK, Detrich	10	177	61	0	171	0	409	40.9
KINSEY, Marvin	10	358	47	0	0	0	405	40.5
RUIZ, Robert	10	15	254	78	0	0	347	34.7
JOHNSON, Olab	10	0	340	0	0	0	340	34.0
NWOSU, Danny	10	0	155	0	0	0	155	15.5
BAUTA, Faton	7	124	0	0	0	0	124	17.7
NUTT, Kevin	10	0	0	0	117	0	117	11.7
MASTERS, Elro	9	0	108	0	0	0	108	12.0
HAWKINS, Anth	10	81	27	0	0	0	108	10.8
WILLIAMS, Xavi	2	0	91	0	0	0	91	45.5
PERALTA, Nola	10	0	72	0	0	0	72	7.2
SCOTT, Braylin	9	0	29	0	0	38	67	7.4
HILL, Collin	5	49	0	0	0	0	49	9.8
PETERS, Bryce	8	43	0	0	0	0	43	5.4
FACKRELL, Dalt	10	0	42	0	0	0	42	4.2
STEVENS, Nick	7	29	5	0	0	0	34	4.9
SWEET, Justin	10	0	0	0	0	27	27	2.7
WILSON, Marcu	7	0	15	0	0	0	15	2.1
VADEN, Jordon	9	0	0	0	0	13	13	1.4
SCHLAGER, Ja	10	0	0	0	0	7	7	0.7
HUNT, Hayden	9	6	0	0	0	0	6	0.7
LONG, Sammie	6	0	4	0	0	0	4	0.7
AWUNGANYI, R	6	0	0	0	4	0	4	0.7
Team	5	-14	0	0	0	0	-14	-2.8
Total	10	1973	2356	78	461	85	4953	495.3
Opponents	10	2078	2028	98	292	102	4598	459.8

COLORADO STATE FOOTBALL



#	Defensive Leaders	gp	Tackles				Sacks no-yds	Pass defense			Fumbles		blkd	
			ua	a	tot	tfl/yds		int-yds	brup	qbh	rcv-yds	ff	kick	saf
33	DAVIS, Kevin	10	51	38	89	9.5-52	3.0-30	1-0	1	4	1-0	4	.	.
55	WATSON, Josh	10	28	43	71	7.5-26	1.5-9	.	1	4
8B	SCHLAGER, Jake	10	43	18	61	1.0-1	.	1-7	1	.	1-0	.	.	.
43	COLORITO, Evan	10	32	16	48	6.5-23	1.5-15	.	.	2	1-0	.	.	.
18	SCOTT, Braylin	9	19	17	36	.	.	3-38
5	SIMMONS, Tyree	9	25	10	35	1.0-1	.	.	6	.	.	1	.	.
29	SWEET, Justin	10	19	13	32	3.5-15	2.0-11	1-27	4	.	1-0	1	.	.
52	THOMAS, Tre	10	16	16	32	6.0-14	1.0-4
42	ELSENBAST, Patrick	9	18	10	28	.	.	.	1
11	VADEN, Jordon	9	21	3	24	1.0-3	.	1-13	2	.	.	1	.	.
97	MCBRIDE, Toby	10	13	11	24	5.0-22	3.0-11	.	.	3
15	ROBINSON, Kiel	10	10	13	23	2.5-8	.	.	1
94	THOMPSON, Darnell	10	11	11	22	4.0-26	3.0-25	.	1	2
10	NUTT, Kevin	10	16	6	22	2.0-8
92	LOVINGOOD, Josh	10	6	15	21	2.0-4
98	SCHUPP, Johnny	10	7	14	21	1.0-4	0.5-3	.	1	3
91	BUYS, Jakob	10	9	11	20	3.0-20	3.0-20	.	1	1
36	OHENE-GYENI, Bryan	10	8	8	16	2.0-17	1.0-14	.	.	2	.	1	.	.
20	HICKS, Jamal	6	9	6	15	1.0-2	.	.	1
44	MAYES, Deshon	10	9	5	14	2.0-2	1	.	.
56	JACKSON, O'Shea	8	7	7	14	1.5-4	0.5-2
95	KING, Richard	9	2	5	7	1.0-2	1.0-2
17	JOHNSON, Shun	10	5	2	7	.	.	.	2
7	TAYLOR, Demontrie	4	4	2	6	1-0	.	.	.
31	MCDONALD, Max	4	2	2	4	1.5-2	0.5-1	.	.	1
2	SMITH, Trey	8	2	2	4
5D	JEAN, Arjay	9	2	1	3	2.5-23	2.5-23	.	.	1	.	1	.	.
24	PETERS, Bryce	9	2	.	2
54	ZERBLIS, Fred	10	1	1	2
2	AWUNGANYI, Robert	6	2	.	2	.	.	.	1
2B	JONES, Devin	8	2	.	2
40	FALLS, Justin	6	1	1	2
1	DAWKINS, Dalyn	9	1	.	1
8K	DAVIS, Braxton	8	.	1	1
4	GALLUP, Michael	10	1	.	1
14	HAWKINS, Anthony	10	1	.	1
TM	Team	5	1
Total		10	405	308	713	67-279	24-170	7-85	24	24	5-0	10	.	.
Opponents		10	411	329	740	53-192	12-108	5-102	26	19	7-0	12	.	.

TACKLING LEADERS

SPECIAL TEAMS		SOLO		ASSISTED		TACKLES FOR LOSS	
PLAYER	TACKLES	PLAYER	TACKLES	PLAYER	TACKLES	PLAYER	TACKLES
Patrick Elsenbast	7	Kevin Davis	51	Josh Watson	43	Kevin Davis	9.5
Kiel Robinson	5	Jake Schlager	43	Kevin Davis	38	Josh Watson	7.5
Trey Smith	5	Evan Colorito	32	Jake Schlager	18	Evan Colorito	6.5
Bryan Ohene-Gyeni	3	Josh Watson	28	Braylin Scott	17	Tre Thomas	6.0
[Five Players]	2	Tyree Simmons	25	Evan Colorito	16	Toby McBride	5.0
				Tre Thomas	16		



COLORADO STATE FOOTBALL

CSU GAME-BY-GAME STATISTICS

Date	Opponent	Rushing				Receiving				Passing				Kick Returns				Punt Returns				tot off
		no.	yds	td	lg	no.	yds	td	lg	cmp-att-int	yds	td	lg	no.	yds	td	lg	no.	yds	td	lg	
Sep 2	vs Colorado	35	162	0	24	12	63	1	14	12-29-2	63	1	14	1	35	0	35	0	0	0	0	225
Sep 10	UTSA	47	220	2	24	8	108	0	45	8-23-0	108	0	45	1	15	0	15	3	6	0	12	328
Sep 17	NORTHERN COLORADO	43	245	2	51	22	324	4	50	22-28-0	324	4	50	3	64	0	24	3	16	0	11	569
Sep 24	at Minnesota	48	158	2	21	16	211	1	37	16-31-1	211	1	37	3	53	0	21	3	33	0	19	369
Oct 01	WYOMING	33	111	1	35	23	370	1	42	23-42-1	370	1	42	3	63	0	24	1	-1	0	0	481
Oct 08	UTAH STATE	47	224	2	56	17	240	2	60	17-32-0	240	2	60	1	20	0	20	1	0	0	0	464
Oct 15	at Boise State	36	184	1	20	17	189	2	53	17-31-0	189	2	53	3	67	0	28	1	7	0	7	373
Oct 22	at UNLV	50	230	4	34	21	237	2	37	21-28-0	237	2	37	2	28	0	24	2	6	0	8	467
Nov 05	FRESNO STATE	47	254	3	28	19	240	2	44	19-26-0	240	2	44	1	23	0	23	1	0	0	0	494
Nov 12	at Air Force	35	185	3	61	22	374	2	49	22-29-1	374	2	49	4	93	0	30	2	11	0	6	559
Colorado State		421	1973	20	61	177	2356	17	60	177-299-5	2356	17	60	22	461	0	35	17	78	0	19	4329
		439	2078	25	80	148	2028	10	60	148-250-7	2028	10	60	15	292	0	32	14	98	0	38	4106

Games: 10 • Avg/rush: 4.7 • Avg/catch: 13.3 • Pass effic: 140.80 • KR avg: 21.0 • PR avg: 4.6 • All purpose avg/game: 495.3 • Total offense avg/gm: 432.9

		Tackles				Sacks	Fumble		Pass Defense			blkd	PAT Attempts				off		
Date	Opponent	ua	a	total	tfl-yds	no-yds	ff	fr-yds	int-yds	qbh	brup	kick	kick	rush	rcv	saf	t/o	pts	
Sep 2	vs Colorado	76	18	94	4.0-10	1.0-6	3	2-0	0-0	1	2	0	1-1	0	0	0	0	7	
Sep 10	UTSA	35	38	73	10.0-70	6.0-60	1	0-0	1-2	5	2	0	2-2	0	0	0	0	23	
Sep 17	NORTHERN COLORAD	31	40	71	9.0-17	2.0-8	0	0-0	1-36	4	1	0	5-6	0	0	0	7	47	
Sep 24	at Minnesota	36	42	78	6.0-22	1.0-4	0	0-0	1-0	0	1	0	3-3	0	0	0	0	24	
Oct 01	WYOMING	32	44	76	8.0-43	3.0-24	0	0-0	0-0	4	2	0	2-2	0	0	0	0	17	
Oct 08	UTAH STATE	44	22	66	7.0-46	4.0-38	3	1-0	1-0	4	8	0	4-4	0	0	0	0	31	
Oct 15	at Boise State	47	22	69	6.0-23	2.0-4	0	0-0	0-0	0	1	0	2-2	0	0	0	0	23	
Oct 22	at UNLV	31	14	45	3.0-8	0.0-0	0	1-0	1-7	0	3	0	6-6	0	0	0	7	42	
Nov 05	FRESNO STATE	30	30	60	10.0-36	5.0-26	1	0-0	1-13	6	3	0	4-5	0	0	0	0	37	
Nov 12	at Air Force	43	38	81	4.0-4	0.0-0	2	1-0	1-27	0	1	0	5-5	0	1	0	7	46	
Colorado State		405	308	713	67.0-279	24.0-170	10	5-0	7-85	24	24	0	34-36	0	1	0	21	297	
		411	329	740	53.0-192	12.0-108	12	7-0	5-102	19	26	0	35-35	0	0	0	54	272	

		Punting										Field Goals			Kickoffs				
Date	Opponent	no.	yds	avg	long	bkld	tb	fc	50+	i20	md-att	long	bkld	no.	yds	avg	tb	ob	
Sep 2	vs Colorado	6	260	43.3	57	0	0	2	3	2	0-0	0	0	2	127	63.5	1	0	
Sep 10	UTSA	7	327	46.7	59	0	1	2	2	5	3-3	46	0	5	318	63.6	3	0	
Sep 17	NORTHERN COLORAD	1	51	51.0	51	0	0	0	1	1	2-2	53	0	8	520	65.0	6	0	
Sep 24	at Minnesota	3	119	39.7	46	0	0	1	0	1	1-2	41	0	5	317	63.4	3	0	
Oct 01	WYOMING	7	308	44.0	56	0	0	2	2	2	1-2	36	0	3	195	65.0	1	0	
Oct 08	UTAH STATE	7	320	45.7	52	0	1	4	1	2	1-1	21	0	6	367	61.2	4	1	
Oct 15	at Boise State	7	307	43.9	59	0	0	2	2	4	1-1	39	0	2	129	64.5	1	1	
Oct 22	at UNLV	3	124	41.3	61	0	0	1	1	3	0-0	0	0	7	449	64.1	3	0	
Nov 05	FRESNO STATE	3	130	43.3	48	0	0	2	0	2	1-1	33	0	7	455	65.0	6	0	
Nov 12	at Air Force	0	0	0.0	0	0	0	0	0	0	1-3	38	0	8	520	65.0	8	0	
Colorado State		44	1946	44.2	61	0	2	16	12	22	11-15	53	0	53	3397	64.1	36	2	
		47	2007	42.7	58	0	3	15	9	8	7-9	36	0	52	3252	62.5	29	0	

COLORADO STATE FOOTBALL



OPPONENT GAME-BY-GAME STATISTICS

		Rushing				Receiving				Passing				Kick Returns				Punt Returns				tot		
Date	Opponent	no.	yds	td	lg	no.	yds	td	lg	cmp	att	int	yds	td	lg	no.	yds	td	lg	no.	yds	td	lg	off
Sep 2	vs Colorado	56	260	4	21	23	318	1	60	23	33	0	318	1	60	1	26	0	26	2	19	0	10	578
Sep 10	UTSA	34	-1	0	8	20	236	2	28	20	30	1	236	2	28	2	60	0	32	2	14	0	11	235
Sep 17	NORTHERN COLORADO	34	93	1	18	23	318	2	44	23	33	1	318	2	44	2	22	0	14	0	0	0	0	411
Sep 24	at Minnesota	45	243	4	35	16	174	0	32	16	20	1	174	0	32	2	35	0	21	2	3	0	2	417
Oct 01	WYOMING	49	269	3	49	7	165	1	36	7	18	0	165	1	36	2	40	0	24	2	35	0	38	434
Oct 08	UTAH STATE	39	251	3	41	20	210	0	40	20	35	1	210	0	40	1	29	0	29	2	1	0	1	461
Oct 15	at Boise State	48	226	2	80	17	218	2	35	17	25	0	218	2	35	0	0	0	0	2	11	0	10	444
Oct 22	at UNLV	32	175	1	24	7	185	2	51	7	23	1	185	2	51	4	61	0	21	1	5	0	5	360
Nov 05	FRESNO STATE	34	77	0	21	12	155	0	48	12	25	1	155	0	48	1	19	0	19	1	10	0	10	232
Nov 12	at Air Force	68	485	7	54	3	49	0	34	3	8	1	49	0	34	0	0	0	0	0	0	0	0	534
Opponents		439	2078	25	80	148	2028	10	60	148	250	7	2028	10	60	15	292	0	32	14	98	0	38	4106
		421	1973	20	61	177	2356	17	60	177	299	5	2356	17	60	22	461	0	35	17	78	0	19	4329

Games: 10 • Avg/rush: 4.7 • Avg/catch: 13.7 • Pass effic: 134.94 • KR avg: 19.5 • PR avg: 7.0 • All purpose avg/game: 459.8 • Total offense avg/gm: 410.6

Date	Opponent	Tackles				Sacks		Fumble		Pass Defense			blkd	PAT Attempts				off		
		ua	a	total	tfl-yds	no-yds	ff	fr-yds	int-yds	qbh	brup	kick	kick	rush	rcv	saf	t/o	pts		
Sep 2	vs Colorado	47	7	54	5.0-29	2.0-24	2	2-0	2-34	3	4	0	5-5	0	0	0	13	44		
Sep 10	UTSA	30	44	74	2.0-2	0.0-0	1	0-0	0-0	4	2	0	2-2	0	0	0	0	14		
Sep 17	NORTHERN COLORAD	33	60	93	8.0-14	2.0-4	2	1-0	0-0	3	2	0	3-3	0	0	0	7	21		
Sep 24	at Minnesota	58	18	76	14.0-52	3.0-27	2	1-0	1-0	0	2	0	4-4	0	0	0	10	31		
Oct 01	WYOMING	36	38	74	5.0-50	3.0-37	1	1-0	1-55	3	3	0	5-5	0	0	0	14	38		
Oct 08	UTAH STATE	40	34	74	5.0-19	1.0-11	0	0-0	0-0	4	5	0	3-3	0	0	0	0	24		
Oct 15	at Boise State	44	10	54	3.0-7	1.0-5	0	0-0	0-0	0	3	0	4-4	0	0	0	0	28		
Oct 22	at UNLV	48	40	88	6.0-8	0.0-0	2	1-0	0-0	0	4	0	2-2	0	0	0	3	23		
Nov 05	FRESNO STATE	40	46	86	4.0-8	0.0-0	0	0-0	0-0	2	1	0	0-0	0	0	0	0	0		
Nov 12	at Air Force	35	32	67	1.0-3	0.0-0	2	1-0	1-13	0	0	0	7-7	0	0	0	7	49		
Opponents		411	329	740	53.0-192	12.0-108	12	7-0	5-102	19	26	0	35-35	0	0	0	54	272		
		405	308	713	67.0-279	24.0-170	10	5-0	7-85	24	24	0	34-36	0	1	0	21	297		

Date	Opponent	Punting										Field Goals			Kickoffs				
		no.	yds	avg	long	blkd	tb	fc	50+	i20	md-att	long	blkd	no.	yds	avg	tb	ob	
Sep 2	vs Colorado	2	90	45.0	45	0	0	2	0	0	3-3	30	0	9	585	65.0	8	0	
Sep 10	UTSA	7	302	43.1	57	0	0	3	1	0	0-0	0	0	3	184	61.3	2	0	
Sep 17	NORTHERN COLORAD	4	176	44.0	51	0	0	1	1	0	0-1	0	0	4	253	63.2	1	0	
Sep 24	at Minnesota	4	180	45.0	51	0	0	0	1	0	1-1	28	0	6	383	63.8	3	0	
Oct 01	WYOMING	6	267	44.5	49	0	0	0	0	4	1-1	35	0	7	456	65.1	4	0	
Oct 08	UTAH STATE	7	268	38.3	54	0	2	2	1	2	1-1	36	0	5	300	60.0	3	0	
Oct 15	at Boise State	4	210	52.5	58	0	1	2	3	0	0-0	0	0	5	321	64.2	2	0	
Oct 22	at UNLV	4	176	44.0	54	0	0	1	1	0	1-2	27	0	4	205	51.2	2	0	
Nov 05	FRESNO STATE	7	253	36.1	43	0	0	4	0	1	0-0	0	0	1	65	65.0	0	0	
Nov 12	at Air Force	2	85	42.5	53	0	0	0	1	1	0-0	0	0	8	500	62.5	4	0	
Opponents		47	2007	42.7	58	0	3	15	9	8	7-9	36	0	52	3252	62.5	29	0	
		44	1946	44.2	61	0	2	16	12	22	11-15	53	0	53	3397	64.1	36	2	



COLORADO STATE FOOTBALL

CSU/OPPONENT COMPARISON

Opponent	Score	First Downs				Rushing Number-Yards	Passing		Total Offense Plays-Yards	Return Yards	Turn- Overs
		Total	Rush	Pass	Pen		Comp-Att-Int	Yards			
Colorado	7 - 44	12 / 28	7 / 15	5 / 12	0 / 1	35-162 / 56-260	12-29-2 / 23-33-0	63 / 318	64-225 / 89-578	35 / 79	4 / 2
UTSA	23 - 14	19 / 13	11 / 0	6 / 12	2 / 1	47-220 / 34-1	8-23-0 / 20-30-1	108 / 236	70-328 / 64-235	23 / 74	0 / 1
NORTHERN COLORADO	47 - 21	29 / 24	12 / 6	13 / 17	4 / 1	43-245 / 34-93	22-28-0 / 23-33-1	324 / 318	71-569 / 67-411	116 / 22	1 / 1
Minnesota	24 - 31	24 / 21	12 / 10	9 / 10	3 / 1	48-158 / 45-243	16-31-1 / 16-20-1	211 / 174	79-369 / 65-417	86 / 38	2 / 1
WYOMING	17 - 38	20 / 19	5 / 12	15 / 7	0 / 0	33-111 / 49-269	23-42-1 / 7-18-0	370 / 165	75-481 / 67-434	62 / 130	2 / 0
UTAH STATE	31 - 24	22 / 23	12 / 11	9 / 8	1 / 4	47-224 / 39-251	17-32-0 / 20-35-1	240 / 210	79-464 / 74-461	20 / 30	0 / 2
Boise State	23 - 28	19 / 21	13 / 11	6 / 10	0 / 0	36-184 / 48-226	17-31-0 / 17-25-0	189 / 218	67-373 / 73-444	74 / 11	0 / 0
UNLV	42 - 23	26 / 17	15 / 11	11 / 6	0 / 0	50-230 / 32-175	21-28-0 / 7-23-1	237 / 185	78-467 / 55-360	41 / 66	1 / 2
FRESNO STATE	37 - 0	28 / 12	13 / 3	13 / 7	2 / 2	47-254 / 34-77	19-26-0 / 12-25-1	240 / 155	73-494 / 59-232	36 / 29	0 / 1
Air Force	46 - 49	22 / 26	9 / 22	12 / 2	1 / 2	35-185 / 68-485	22-29-1 / 3-8-1	374 / 49	64-559 / 76-534	131 / 13	2 / 2
Totals	297 - 272	221 / 204	109 / 101	99 / 91	13 / 12	421-1973 / 439-2078	177-299-5 / 148-250-7	2356 / 2028	720-4329 / 689-4106	624 / 492	12 / 12

Opponent	3rd Down Conversions	4th Down Conversions	Time of Possession	TOP Margin	Avg Yds/Rush	Avg Yds/Pass	Avg Yds/Play	Punting Number-Avg	Penalties Number-Yards	Sacks
Colorado	5-16 / 12-19	1-3 / 1-1	25:24 / 34:36	-9:12	4.6 / 4.6	2.2 / 9.6	3.5 / 6.5	6-43.3 / 2-45.0	2-15 / 4-35	1 / 2
UTSA	5-15 / 8-18	1-1 / 0-3	28:22 / 31:38	-3:16	4.7 / 0.0	4.7 / 7.9	4.7 / 3.7	7-46.7 / 7-43.1	7-70 / 9-56	6 / 0
NORTHERN COLORADO	5-9 / 8-15	2-2 / 1-2	29:39 / 30:21	-0:42	5.7 / 2.7	11.6 / 9.6	8.0 / 6.1	1-51.0 / 4-44.0	8-80 / 8-71	2 / 2
Minnesota	5-15 / 7-13	2-3 / 1-1	28:57 / 31:03	-2:06	3.3 / 5.4	6.8 / 8.7	4.7 / 6.4	3-39.7 / 4-45.0	3-25 / 9-68	1 / 3
WYOMING	7-17 / 5-14	0-1 / 1-2	27:31 / 32:29	-4:58	3.4 / 5.5	8.8 / 9.2	6.4 / 6.5	7-44.0 / 6-44.5	6-37 / 4-30	3 / 3
UTAH STATE	5-17 / 6-16	1-3 / 0-1	32:18 / 27:42	4:36	4.8 / 6.4	7.5 / 6.0	5.9 / 6.2	7-45.7 / 7-38.3	8-79 / 9-71	4 / 1
Boise State	3-14 / 9-16	3-3 / 1-3	27:46 / 32:14	-4:28	5.1 / 4.7	6.1 / 8.7	5.6 / 6.1	7-43.9 / 4-52.5	6-30 / 3-19	2 / 1
UNLV	10-18 / 3-10	3-4 / 0-0	39:37 / 20:23	19:14	4.6 / 5.5	8.5 / 8.0	6.0 / 6.5	3-41.3 / 4-44.0	4-21 / 5-21	0 / 0
FRESNO STATE	6-11 / 7-17	0-1 / 0-3	32:24 / 27:36	4:48	5.4 / 2.3	9.2 / 6.2	6.8 / 3.9	3-43.3 / 7-36.1	7-80 / 4-35	5 / 0
Air Force	9-13 / 13-16	0-1 / 1-1	26:55 / 33:05	-6:10	5.3 / 7.1	12.9 / 6.1	8.7 / 7.0	0-0.0 / 2-42.5	3-35 / 3-36	0 / 0
Totals	60-145 / 78-154	13-22 / 6-17	298:53 / 301:07	-2:14	4.7 / 4.7	7.9 / 8.1	6.0 / 6.0	44-44.2 / 47-42.7	54-472 / 58-442	24 / 12

Note: Game totals are displayed in the format TEAM/OPPONENT for each category

LONGEST PLAYS FROM SCRIMMAGE

COLORADO STATE

Yards	Date, Opponent	Play
61	11/12, Air Force	D. Dawkins rush
60	10/8, Utah State	C. Hill Pass to M. Gallup
56	10/8, Utah State	D. Dawkins rush
53	10/15, Boise State	N. Stevens pass to M. Gallup
51	9/17, Northern Colorado	C. Hill rush

45 plays of 20-plus yards (13 rush, 31 pass)
13 play of 40-plus yards (3 rush, 10 pass)

OPPONENTS

Yards	Date, Opponent	Play
80	9/15, Boise State	J. McNichols rush
60	9/2, Colorado	S. Liufau pass to S. Fields
54	11/12, Air Force	A. Wortman rush
51	10/22, UNLV	D. Sneed pass to M. Stevenson
49	10/1, Wyoming	B. Hill rush

46 plays of 20-plus yards (18 rush, 28 pass)
9 plays of 40-plus yards (4 rush, 5 pass)

GAME-BY-GAME CAPTAINS

Game captains for the 2016 season are decided on a week-by-week basis. At the end of the season, the coaching staff and players will vote on four players who earned the honor of 'season captains'.

vs. Colorado K. Davis, H. Hunt, J. Bennett, N. Peralta
UTSA J. Bennett, K. Davis, D. Dawkins, P. Elsenbast
Northern Colorado J. Bennett, K. Davis, H. Hunt, J. Schlager
at Minnesota J. Bennett, K. Davis, H. Hunt, N. Peralta
Wyoming E. Colorito, K. Davis, N. Peralta, F. Zerblis
Utah State J. Bennett, E. Colorito, K. Davis, R. Ruiz
at Boise State J. Bennett, E. Colorito, K. Davis, N. Peralta
at UNLV K. Davis, N. Peralta, J. Schlager, F. Zerblis
Fresno State J. Bennett, K. Davis, J. Schlager, F. Zerblis
at Air Force E. Colorito, K. Davis, J. Schlager and F. Zerblis
New Mexico
at San Diego State

COIN TOSS

Opponent	Coin Toss	Game Result
vs. Colorado	Lost (received)	L, 44-7
UTSA	Won (received)	W, 23-14
Northern Colorado	Lost (received)	W, 47-21
at Minnesota	Won (received)	L, 31-24
Wyoming	Won (received)	L, 38-17
Utah State	Lost (received)	W, 31-24
at Boise State	Won (kicked off)	L, 28-23
at UNLV	Lost (received)	W, 42-23
Fresno State	Lost (received)	W, 37-0
at Air Force	Lost (received)	L, 49-46
New Mexico		
at San Diego State		

COLORADO STATE FOOTBALL



BY-QUARTER STATISTICS

3rd-Down Conversions

Date	Opponent	Score	Overall	1st Qtr	2nd Qtr	3rd Qtr	4th Qtr	Overtime
Sep 2, 2016	vs Colorado	L 7-44	5-16 31.2	0-5 0.0	2-5 40.0	2-4 50.0	1-2 50.0	
Sep 10, 2016	UTSA	W 23-14	5-15 33.3	2-4 50.0	1-3 33.3	1-3 33.3	1-5 20.0	
Sep 17, 2016	NORTHERN COLORADO	W 47-21	5-9 55.6	2-3 66.7	3-4 75.0	0-1 0.0	0-1 0.0	
Sep 24, 2016	at Minnesota	L 24-31	5-15 33.3	2-4 50.0	1-5 20.0	2-4 50.0	0-2 0.0	
Oct 01, 2016	WYOMING	L 17-38	7-17 41.2	1-3 33.3	3-5 60.0	0-3 0.0	3-6 50.0	
Oct 08, 2016	UTAH STATE	W 31-24	5-17 29.4	2-4 50.0	0-5 0.0	3-5 60.0	0-3 0.0	
Oct 15, 2016	at Boise State	L 23-28	3-14 21.4	1-3 33.3	0-3 0.0	1-4 25.0	1-4 25.0	
Oct 22, 2016	at UNLV	W 42-23	10-18 55.6	5-5 100.0	3-5 60.0	1-4 25.0	1-4 25.0	
Nov 05, 2016	FRESNO STATE	W 37-0	6-11 54.5	3-5 60.0	2-2 100.0	1-1 100.0	0-3 0.0	
Nov 12, 2016	at Air Force	L 46-49	9-13 69.2	3-3 100.0	2-4 50.0	3-3 100.0	1-3 33.3	
Colorado State			60-145 41.4	21-39 53.8	17-41 41.5	14-32 43.8	8-33 24.2	0-0 0.0
Opponents			78-154 50.6	16-31 51.6	19-39 48.7	25-42 59.5	18-42 42.9	0-0 0.0

4th-Down Conversions

Date	Opponent	Score	Overall	1st Qtr	2nd Qtr	3rd Qtr	4th Qtr	Overtime
Sep 2, 2016	vs Colorado	L 7-44	1-3 33.3	0-0 0.0	0-0 0.0	0-1 0.0	1-2 50.0	
Sep 10, 2016	UTSA	W 23-14	1-1 100.0	1-1 100.0	0-0 0.0	0-0 0.0	0-0 0.0	
Sep 17, 2016	NORTHERN COLORADO	W 47-21	2-2 100.0	0-0 0.0	1-1 100.0	0-0 0.0	1-1 100.0	
Sep 24, 2016	at Minnesota	L 24-31	2-3 66.7	0-0 0.0	0-0 0.0	1-1 100.0	1-2 50.0	
Oct 01, 2016	WYOMING	L 17-38	0-1 0.0	0-0 0.0	0-0 0.0	0-0 0.0	0-1 0.0	
Oct 08, 2016	UTAH STATE	W 31-24	1-3 33.3	0-0 0.0	1-3 33.3	0-0 0.0	0-0 0.0	
Oct 15, 2016	at Boise State	L 23-28	3-3 100.0	0-0 0.0	0-0 0.0	0-0 0.0	3-3 100.0	
Oct 22, 2016	at UNLV	W 42-23	3-4 75.0	0-0 0.0	1-1 100.0	0-0 0.0	2-3 66.7	
Nov 05, 2016	FRESNO STATE	W 37-0	0-1 0.0	0-1 0.0	0-0 0.0	0-0 0.0	0-0 0.0	
Nov 12, 2016	at Air Force	L 46-49	0-1 0.0	0-0 0.0	0-0 0.0	0-0 0.0	0-1 0.0	
Colorado State			13-22 59.1	1-2 50.0	3-5 60.0	1-2 50.0	8-13 61.5	0-0 0.0
Opponents			6-17 35.3	1-2 50.0	0-1 0.0	1-4 25.0	4-10 40.0	0-0 0.0

Time of Possession

Date	Opponent	Score	Overall	1st Qtr	2nd Qtr	3rd Qtr	4th Qtr	Overtime
Sep 2, 2016	vs Colorado	L 7-44	25:24	6:55	8:31	6:15	3:43	
Sep 10, 2016	UTSA	W 23-14	28:22	8:17	7:46	4:17	8:02	
Sep 17, 2016	NORTHERN COLORADO	W 47-21	29:39	7:33	7:49	6:09	8:08	
Sep 24, 2016	at Minnesota	L 24-31	28:57	7:12	5:37	9:51	6:17	
Oct 01, 2016	WYOMING	L 17-38	27:31	7:30	10:09	3:20	6:32	
Oct 08, 2016	UTAH STATE	W 31-24	32:18	9:37	8:32	8:09	6:00	
Oct 15, 2016	at Boise State	L 23-28	27:46	9:00	4:29	6:44	7:33	
Oct 22, 2016	at UNLV	W 42-23	39:37	10:01	10:53	8:01	10:42	
Nov 05, 2016	FRESNO STATE	W 37-0	32:24	10:06	10:07	7:17	4:54	
Nov 12, 2016	at Air Force	L 46-49	26:55	7:13	8:58	6:07	4:37	
Colorado State			Total 298:53	83:24	82:51	66:10	66:28	0:00
			Avg. 29:53	8:20	8:17	6:37	6:38	0:00
Opponents			Total 301:07	66:36	67:09	83:50	83:32	0:00
			Avg. 30:06	6:39	6:42	8:23	8:21	0:00

Colorado State Inside Opponent Red-Zone

Opponents Inside Colorado State Red-Zone

			Times	Times	Total		Rush	Pass	FGs	Failed to score inside RZ					
Date	Opponent	Score	In RZ	Scored	Pts	TDs	TDs	TDs	Made	FGA	Down	Int	Fumb	Half	Game
Sep 2, 2016	vs Colorado	L 7-44	8	8	44	5	4	1	3	0	0	0	0	0	0
Sep 10, 2016	UTSA	W 23-14	2	2	14	2	0	2	0	0	0	0	0	0	0
Sep 17, 2016	NORTHERN COLORADO	W 47-21	3	2	14	2	1	1	0	1	0	0	0	0	0
Sep 24, 2016	at Minnesota	L 24-31	5	5	31	4	4	0	1	0	0	0	0	0	0
Oct 01, 2016	WYOMING	L 17-38	4	4	24	3	3	0	1	0	0	0	0	0	0
Oct 08, 2016	UTAH STATE	W 31-24	3	3	17	2	2	0	1	0	0	0	0	0	0
Oct 15, 2016	at Boise State	L 23-28	3	3	21	3	1	2	0	0	0	0	0	0	0
Oct 22, 2016	at UNLV	W 42-23	2	2	10	1	1	0	1	0	0	0	0	0	0
Nov 05, 2016	FRESNO STATE	W 37-0	2	0	0	0	0	0	0	0	2	0	0	0	0
Nov 12, 2016	at Air Force	L 46-49	5	5	35	5	5	0	0	0	0	0	0	0	0
Totals			37	34	210	27	21	6	7	1	2	0	0	0	0
34 of 37 (91.9%)															



COLORADO STATE FOOTBALL

INDIVIDUAL GAME HIGHS - COLORADO STATE

Yards Rushing	125	DAWKINS, Dalyn vs Utah State (Oct 08, 2016)
TD Rushes	2	MATTHEWS, Izzy vs Utah State (Oct 08, 2016)
	2	MATTHEWS, Izzy at UNLV (Oct 22, 2016)
	2	KINSEY, Marvin at UNLV (Oct 22, 2016)
	2	MATTHEWS, Izzy vs Fresno State (Nov 05, 2016)
	2	DAWKINS, Dalyn at Air Force (Nov 12, 2016)
Long Rush	61	DAWKINS, Dalyn at Air Force (Nov 12, 2016)
Pass attempts	41	HILL, Collin vs Wyoming (Oct 01, 2016)
Pass completions	23	HILL, Collin vs Wyoming (Oct 01, 2016)
Yards Passing	374	STEVENS, Nick at Air Force (Nov 12, 2016)
TD Passes	4	HILL, Collin vs Northern Colorado (Sep 17, 2016)
Long Pass	60	HILL, Collin vs Utah State (Oct 08, 2016)
Receptions	13	GALLUP, Michael at Air Force (Nov 12, 2016)
Yards Receiving	213	GALLUP, Michael at Air Force (Nov 12, 2016)
TD Receptions	1	WILSON, Marcus vs Colorado (Sep 2, 2016)
	1	GALLUP, Michael vs Northern Colorado (Sep 17, 2016)
	1	JOHNSON, Olabisi vs Northern Colorado (Sep 17, 2016)
	1	MASTERS, Elroy vs Northern Colorado (Sep 17, 2016)
	1	RUIZ, Robert vs Northern Colorado (Sep 17, 2016)
	1	GALLUP, Michael at Minnesota (Sep 24, 2016)
	1	PERALTA, Nolan vs Wyoming (Oct 01, 2016)
	1	GALLUP, Michael vs Utah State (Oct 08, 2016)
	1	JOHNSON, Olabisi vs Utah State (Oct 08, 2016)
	1	DAWKINS, Dalyn at Boise State (Oct 15, 2016)
	1	GALLUP, Michael at Boise State (Oct 15, 2016)
	1	GALLUP, Michael at UNLV (Oct 22, 2016)
	1	NWOSU, Danny at UNLV (Oct 22, 2016)
	1	GALLUP, Michael vs Fresno State (Nov 05, 2016)
	1	HAWKINS, Anthony vs Fresno State (Nov 05, 2016)
	1	GALLUP, Michael at Air Force (Nov 12, 2016)
	1	RUIZ, Robert at Air Force (Nov 12, 2016)
Long Reception	60	GALLUP, Michael vs Utah State (Oct 08, 2016)
Field Goals	3	BRYAN, Wyatt vs UTSA (Sep 10, 2016)
Long Field Goal	53	BRYAN, Wyatt vs Northern Colorado (Sep 17, 2016)
Punts	7	HUNT, Hayden vs UTSA (Sep 10, 2016)
	7	HUNT, Hayden vs Wyoming (Oct 01, 2016)
	7	HUNT, Hayden vs Utah State (Oct 08, 2016)
	7	HUNT, Hayden at Boise State (Oct 15, 2016)
Punting Avg	51.0	HUNT, Hayden vs Northern Colorado (Sep 17, 2016)
Long Punt	61	HUNT, Hayden at UNLV (Oct 22, 2016)
Punts inside 20	5	HUNT, Hayden vs UTSA (Sep 10, 2016)
Long Punt Return	19	RUIZ, Robert at Minnesota (Sep 24, 2016)
Long Kickoff Return	35	DAWKINS, Dalyn vs Colorado (Sep 2, 2016)
Tackles	19	DAVIS, Kevin vs Colorado (Sep 2, 2016)
Sacks	3.0	DAVIS, Kevin vs UTSA (Sep 10, 2016)
Tackles For Loss	3.0	DAVIS, Kevin vs UTSA (Sep 10, 2016)
Interceptions	1	SCOTT, Braylin vs UTSA (Sep 10, 2016)
	1	SCOTT, Braylin vs Northern Colorado (Sep 17, 2016)
	1	SCOTT, Braylin at Minnesota (Sep 24, 2016)
	1	DAVIS, Kevin vs Utah State (Oct 08, 2016)
	1	SCHLAGER, Jake at UNLV (Oct 22, 2016)
	1	VADEN, Jordon vs Fresno State (Nov 05, 2016)
	1	SWEET, Justin at Air Force (Nov 12, 2016)

TEAM GAME HIGHS - COLORADO STATE

Rushes	50	at UNLV (Oct 22, 2016)
Yards Rushing	254	vs Fresno State (Nov 05, 2016)
Yards Per Rush	5.7	vs Northern Colorado (Sep 17, 2016)
TD Rushes	4	at UNLV (Oct 22, 2016)
Pass attempts	42	vs Wyoming (Oct 01, 2016)
Pass completions	23	vs Wyoming (Oct 01, 2016)
Yards Passing	374	at Air Force (Nov 12, 2016)
Yards Per Pass	12.9	at Air Force (Nov 12, 2016)
TD Passes	4	vs Northern Colorado (Sep 17, 2016)
Total Plays	79	at Minnesota (Sep 24, 2016)
	79	vs Utah State (Oct 08, 2016)
Total Offense	569	vs Northern Colorado (Sep 17, 2016)
Yards Per Play	8.7	at Air Force (Nov 12, 2016)
Points	47	vs Northern Colorado (Sep 17, 2016)
Sacks By	6	vs UTSA (Sep 10, 2016)
First Downs	29	vs Northern Colorado (Sep 17, 2016)
Penalties	8	vs Northern Colorado (Sep 17, 2016)
	8	vs Utah State (Oct 08, 2016)
Penalty Yards	80	vs Northern Colorado (Sep 17, 2016)
	80	vs Fresno State (Nov 05, 2016)
Turnovers	4	vs Colorado (Sep 2, 2016)
Interceptions By	1	vs UTSA (Sep 10, 2016)
	1	vs Northern Colorado (Sep 17, 2016)
	1	at Minnesota (Sep 24, 2016)
	1	vs Utah State (Oct 08, 2016)
	1	at UNLV (Oct 22, 2016)
	1	vs Fresno State (Nov 05, 2016)
	1	at Air Force (Nov 12, 2016)
Punts	7	vs UTSA (Sep 10, 2016)
	7	vs Wyoming (Oct 01, 2016)
	7	vs Utah State (Oct 08, 2016)
	7	at Boise State (Oct 15, 2016)
Punting Avg	51.0	vs Northern Colorado (Sep 17, 2016)
Long Punt	61	at UNLV (Oct 22, 2016)
Punts inside 20	5	vs UTSA (Sep 10, 2016)
Long Punt Return	19	at Minnesota (Sep 24, 2016)

PRONUNCIATION GUIDE

Robert Awunganyi	Christian Montes
AW-wun-gone-YEE	MON-TEZ
Jack Bares	Danny Nwosu
bars	WHOA-soo
Faton Bauta	Bryan Ohene-Gyeni
fuh-TONE BAU-tuh	oh-HEE-nee JEE-nee
Detrich Clark	Isiah Pannunzio
DEE-trick	eye-ZAY-uh puh-NUN-zee-oh
Dalyn Dawkins	Tomas Rivera
day-lin	toe-MOSS
Salofi Gaoa	Kiel Robinson
suh-LOW-fee now-OH-uh	KY-ul
Nicho Garcia	J.C. Robles
nee-cho	roh-bless
Anthony Giusti	Johnny Schupp
JUICE-tee	shoop
Tavis Guerra	Demontrie Taylor
tav-iss GEE-air-uh	duh-MON-tray
John Friesmuth	A'Keithon Whitner
FRIES-mith	uh-KEETH-ee-on
Olabisi Johnson	Alvis Whitted
oh-luh-BEE-see	wit-id
Shun Johnson	George Helow
SHAWN	he-low

COLORADO STATE FOOTBALL



INDIVIDUAL GAME HIGHS - OPPONENTS

Rushes	40	McNICHOLS, J., at Boise State (Oct 15, 2016)
Yards Rushing	217	McNICHOLS, J., at Boise State (Oct 15, 2016)
TD Rushes	4	McVEY, TIM, at Air Force (Nov 12, 2016)
Long Rush	80	McNICHOLS, J., at Boise State (Oct 15, 2016)
Pass attempts	34	MYERS, Kent, vs Utah State (Oct 08, 2016)
Pass completions	23	Liufau, Sefo, vs Colorado (Sep 2, 2016)
	23	Sloter, Kyle, vs Northern Colorado (Sep 17, 2016)
Yards Passing	318	Liufau, Sefo, vs Colorado (Sep 2, 2016)
	318	Sloter, Kyle, vs Northern Colorado (Sep 17, 2016)
TD Passes	2	Sturm, vs UTSA (Sep 10, 2016)
	2	Sloter, Kyle, vs Northern Colorado (Sep 17, 2016)
	2	SNEED, Dalton, at UNLV (Oct 22, 2016)
Long Pass	60	Liufau, Sefo, vs Colorado (Sep 2, 2016)
Receptions	8	Ross, Devin, vs Colorado (Sep 2, 2016)
Yards Receiving	102	Miller, Stephen, vs Northern Colorado (Sep 17, 2016)
TD Receptions	1	Ross, Devin, vs Colorado (Sep 2, 2016)
	1	Thomas Jr., vs UTSA (Sep 10, 2016)
	1	Jones, B., vs UTSA (Sep 10, 2016)
	1	Wesley, Alex, vs Northern Colorado (Sep 17, 2016)
	1	Deggs, Hakeem, vs Northern Colorado (Sep 17, 2016)
	1	GENTRY, Tanner, vs Wyoming (Oct 01, 2016)
	1	RICHARDSON, AJ, at Boise State (Oct 15, 2016)
	1	SPERBECK, T., at Boise State (Oct 15, 2016)
	1	STEVENSON, M., at UNLV (Oct 22, 2016)
	1	THOMAS, L., at UNLV (Oct 22, 2016)
Long Reception	60	Fields, Shay, vs Colorado (Sep 2, 2016)
Field Goals	3	Gonzalez, Diego, vs Colorado (Sep 2, 2016)
Long Field Goal	36	WARREN, Brock, vs Utah State (Oct 08, 2016)
Punts	7	Routsas, vs UTSA (Sep 10, 2016)
	7	DALTON, Aaron, vs Utah State (Oct 08, 2016)
	7	CUSICK, Blake, vs Fresno State (Nov 05, 2016)
Punting Avg	52.5	WALE, Sean, at Boise State (Oct 15, 2016)
Long Punt	58	WALE, Sean, at Boise State (Oct 15, 2016)
Punts inside 20	4	WOOD, Ethan, vs Wyoming (Oct 01, 2016)
Long Punt Return	38	CONWAY, Austin, vs Wyoming (Oct 01, 2016)
Long Kickoff Return	32	Moore, vs UTSA (Sep 10, 2016)
Tackles	17	WINGARD, Andrew, vs Wyoming (Oct 01, 2016)
Sacks	1.0	Olugbode, Kenne, vs Colorado (Sep 2, 2016)
	1.0	Gilbert, Jimmie, vs Colorado (Sep 2, 2016)
	1.0	Singleton, T., vs Northern Colorado (Sep 17, 2016)
	1.0	Sanders, Lavell, vs Northern Colorado (Sep 17, 2016)
	1.0	Poock, Cody, at Minnesota (Sep 24, 2016)
	1.0	Devers, Tai'yon, at Minnesota (Sep 24, 2016)
	1.0	Richardson, S., at Minnesota (Sep 24, 2016)
	1.0	WINGARD, Andrew, vs Wyoming (Oct 01, 2016)
	1.0	GRANDERSON, C., vs Wyoming (Oct 01, 2016)
	1.0	FIELDS, Dalton, vs Wyoming (Oct 01, 2016)
	1.0	CARMEN, Brock, vs Utah State (Oct 08, 2016)
	1.0	MILES, Durrant, at Boise State (Oct 15, 2016)
Tackles For Loss	4.0	Richardson, S., at Minnesota (Sep 24, 2016)
Interceptions	1	Awuzie, Chidobe, vs Colorado (Sep 2, 2016)
	1	Thompson, Tedri, vs Colorado (Sep 2, 2016)
	1	Travis, Damarius, at Minnesota (Sep 24, 2016)
	1	APPLEBY, Chase, vs Wyoming (Oct 01, 2016)
	1	WASHINGTON, Jes, at Air Force (Nov 12, 2016)

TEAM GAME HIGHS - OPPONENTS

Rushes	68	at Air Force (Nov 12, 2016)
Yards Rushing	485	at Air Force (Nov 12, 2016)
Yards Per Rush	7.1	at Air Force (Nov 12, 2016)
TD Rushes	7	at Air Force (Nov 12, 2016)
Pass attempts	35	vs Utah State (Oct 08, 2016)
Pass completions	23	vs Colorado (Sep 2, 2016)
	23	vs Northern Colorado (Sep 17, 2016)
Yards Passing	318	vs Colorado (Sep 2, 2016)
	318	vs Northern Colorado (Sep 17, 2016)
Yards Per Pass	9.6	vs Colorado (Sep 2, 2016)
	9.6	vs Northern Colorado (Sep 17, 2016)
TD Passes	2	vs UTSA (Sep 10, 2016)
	2	vs Northern Colorado (Sep 17, 2016)
	2	at Boise State (Oct 15, 2016)
	2	at UNLV (Oct 22, 2016)
Total Plays	89	vs Colorado (Sep 2, 2016)
Total Offense	578	vs Colorado (Sep 2, 2016)
Yards Per Play	7.0	at Air Force (Nov 12, 2016)
Points	49	at Air Force (Nov 12, 2016)
Sacks By	3	at Minnesota (Sep 24, 2016)
	3	vs Wyoming (Oct 01, 2016)
First Downs	28	vs Colorado (Sep 2, 2016)
Penalties	9	vs UTSA (Sep 10, 2016)
	9	at Minnesota (Sep 24, 2016)
	9	vs Utah State (Oct 08, 2016)
Penalty Yards	71	vs Northern Colorado (Sep 17, 2016)
	71	vs Utah State (Oct 08, 2016)
Turnovers	2	vs Colorado (Sep 2, 2016)
	2	vs Utah State (Oct 08, 2016)
	2	at UNLV (Oct 22, 2016)
	2	at Air Force (Nov 12, 2016)
Interceptions By	2	vs Colorado (Sep 2, 2016)
Punts	7	vs UTSA (Sep 10, 2016)
	7	vs Utah State (Oct 08, 2016)
	7	vs Fresno State (Nov 05, 2016)
Punting Avg	52.5	at Boise State (Oct 15, 2016)
Long Punt	58	at Boise State (Oct 15, 2016)
Punts inside 20	4	vs Wyoming (Oct 01, 2016)
Long Punt Return	38	vs Wyoming (Oct 01, 2016)

COLORADO STATE FOOTBALL



F. BAUTA						D. CLARK						D. DAWKINS						M. GALLUP						A. HAWKINS					
RUSHING	NO	YDS	TD	LG	AVG	NO	YDS	TD	LG	AVG	NO	YDS	TD	LG	AVG	NO	YDS	TD	LG	AVG	NO	YDS	TD	LG	AVG				
9/2 vs. Colorado	4	39	0	24	9.8	1	4	0	4	4.0	14	88	0	18	6.3	1	12	0	12	12.0	1	17	0	17	17.0				
9/10 UTSA	4	39	0	24	9.8	3	36	0	20	12.0	15	68	1	14	4.5	1	4	0	4	4.0	2	8	0	4	4.0				
9/17 Northern Colorado	-	-	-	-	-	2	8	0	9	4.0	-	-	-	-	-	1	4	0	4	4.0	0	0	0	0	0.0				
9/24 at Minnesota	6	33	0	13	5.5	7	29	1	19	4.1	11	12	0	6	1.1	0	0	0	0	0.0	0	0	0	0	0.0				
10/1 Wyoming	-	-	-	-	-	1	35	1	35	35.0	13	45	0	11	3.5	1	-5	0	-5	-5.0	1	11	0	11	11.0				
10/8 Utah State	1	5	0	5	5.0	2	10	0	12	5.0	14	125	0	56	8.9	0	0	0	0	0.0	0	0	0	0	0.0				
10/15 at Boise State	-	-	-	-	-	1	4	0	4	4.0	14	66	0	20	4.7	-	-	-	-	-	-	-	-	-	-				
10/22 at UNLV	3	6	0	3	2.0	5	24	0	13	4.8	15	65	0	13	4.3	-	-	-	-	-	2	10	0	9	5.0				
11/5 Fresno State	1	2	0	2	2.0	5	23	0	16	4.6	10	35	0	8	3.5	-	-	-	-	-	3	19	0	17	6.3				
11/12 at Air Force	-	-	-	-	-	1	4	0	4	4.0	14	102	2	61	7.3	-	-	-	-	-	2	16	0	12	8.0				
11/19 New Mexico	-	-	-	-	-	-	-	-	-	-	-	-	-	-	-	-	-	-	-	-	-	-	-	-	-				
11/26 at San Diego State	-	-	-	-	-	-	-	-	-	-	-	-	-	-	-	-	-	-	-	-	-	-	-	-	-				
Totals	19	124	0	24	6.5	28	177	2	35	6.3	120	596	3	61	5.0	4	15	0	12	3.8	11	82	0	17	7.5				

C. HILL						M. KINSEY, JR.						I. MATTHEWS						B. PETERS						N. STEVENS					
RUSHING	NO	YDS	TD	LG	AVG	NO	YDS	TD	LG	AVG	NO	YDS	TD	LG	AVG	NO	YDS	TD	LG	AVG	NO	YDS	TD	LG	AVG				
9/2 vs. Colorado	-	-	-	-	-	5	13	0	5	2.6	7	13	0	5	1.9	-	-	-	-	-	2	-24	0	0	-12.0				
9/10 UTSA	1	1	0	1	1.0	7	19	0	5	2.7	12	49	1	7	4.1	0	0	0	0	0.0	-	-	-	-	-				
9/17 Northern Colorado	5	56	1	51	11.2	18	97	1	18	5.4	12	62	0	14	5.2	5	18	0	8	3.6	0	0	0	0	0.0				
9/24 at Minnesota	9	1	0	8	0.1	8	36	1	18	4.5	7	47	0	21	6.7	0	0	0	0	0.0	-	-	-	-	-				
10/1 Wyoming	8	-22	0	7	-2.8	4	19	0	8	4.8	5	38	0	30	7.6	0	0	0	0	0.0	-	-	-	-	-				
10/8 Utah State	3	13	0	19	4.3	0	0	0	0	0.0	23	73	2	12	3.2	0	0	0	0	0.0	0	0	0	0	0.0				
10/15 at Boise State	-	-	-	-	-	3	13	0	9	4.3	11	55	1	15	5.0	-	-	-	-	-	6	48	0	19	8.0				
10/22 at UNLV	-	-	-	-	-	10	68	2	34	6.8	14	49	2	10	3.5	1	8	0	8	8.0	-	-	-	-	-				
11/5 Fresno State	-	-	-	-	-	10	83	1	28	8.3	10	56	2	13	5.5	5	17	0	13	3.4	1	5	0	5	5.0				
11/12 at Air Force	-	-	-	-	-	4	10	0	4	2.5	14	53	1	8	3.8	-	-	-	-	-	-	-	-	-	-				
11/19 New Mexico	-	-	-	-	-	-	-	-	-	-	-	-	-	-	-	-	-	-	-	-	-	-	-	-	-				
11/26 at San Diego State	-	-	-	-	-	-	-	-	-	-	-	-	-	-	-	-	-	-	-	-	-	-	-	-	-				
Totals	26	49	1	51	1.9	69	358	5	34	5.2	115	494	9	30	4.3	11	43	0	13	3.9	9	29	0	19	3.2				

ADDITIONAL RUSHING: H. Hunt 1-6 vs. Utah State (10/8). J. Robles 1-0 vs. Fresno State (11/2); R. Ruiz 1-15 vs. Fresno State (11/2);

ADDITIONAL RUSHING: H. Hunt 1-6 vs. Utah State (10/8); J. Robles 1-0 vs. Fresno State (11/2); R. Ruiz 1-15 vs. Fresno State (11/2);

F. BAUTA										C. HILL										N. STEVENS									
PASSING	CMP	ATT	PCT	INT	YDS	TD	LG	SCK		CMP	ATT	PCT	INT	YDS	TD	LG	SCK			CMP	ATT	PCT	INT	YDS	TD	LG	SCK		
9/2 vs. Colorado	6	9	66.7	0	32	1	10	0	-	-	-	-	-	-	0	15	0	-	6	20	30.0	2	31	0	14	2	-	-	
9/10 UTSA	6	17	35.3	0	82	0	45	0	-	6	33.3	0	26	0	15	0	-	-	-	-	-	-	-	-	-	-	-	-	
9/17 Northern Colorado	-	-	-	-	-	-	-	-	21	27	77.8	0	315	4	50	2	-	-	1	1	100.0	0	9	0	9	0	-	-	
9/24 at Minnesota	0	0	0	0	0	0	0	0	15	30	50.0	1	182	1	37	3	-	-	-	-	-	-	-	-	-	-	-	-	
10/1 Wyoming	0	1	0	0	0	0	0	0	23	41	56.0	1	370	1	42	3	-	-	-	-	-	-	-	-	-	-	-	-	
10/8 Utah State	0	0	0	0	0	0	0	0	14	25	56.0	0	203	2	60	1	-	-	3	7	42.8	0	37	0	22	0	-	-	
10/15 at Boise State	-	-	-	-	-	-	-	-	-	-	-	-	-	-	-	-	-	-	17	31	54.8	0	189	2	53	1	-	-	
10/22 at UNLV	-	-	-	-	-	-	-	-	-	-	-	-	-	-	-	-	-	-	21	28	75.0	0	237	2	37	0	-	-	
11/5 Fresno State	0	2	00.0	0	0	0	0	0	-	-	-	-	-	-	-	-	-	-	19	24	79.2	0	240	2	44	0	-	-	
11/12 at Air Force	-	-	-	-	-	-	-	-	-	-	-	-	-	-	-	-	-	-	22	29	75.9	1	374	2	49	0	-	-	
11/19 New Mexico	-	-	-	-	-	-	-	-	-	-	-	-	-	-	-	-	-	-	-	-	-	-	-	-	-	-	-	-	
11/26 at San Diego State	-	-	-	-	-	-	-	-	-	-	-	-	-	-	-	-	-	-	-	-	-	-	-	-	-	-	-	-	
Totals	12	29	41.4	0	114	1	45	0	75	129	58.1	2	1,096	8	60	9	89	140	63.6	3	1,117	8	53	3					

ADDITIONAL PASSING: H. Hunt 1-1-20-0 at Minnesota (9/24).

COLORADO STATE FOOTBALL



D. CLARK						D. DAWKINS						D. FACKRELL						M. GALLUP						A. HAWKINS						
RECEIVING	NO	YDS	TD	LG	AVG	NO	YDS	TD	LG	AVG	NO	YDS	TD	LG	AVG	NO	YDS	TD	LG	AVG	NO	YDS	TD	LG	AVG	NO	YDS	TD	LG	AVG
9/2 vs. Colorado	0	0	0	0	0	3	9	0	8	3.0	0	0	0	0	0	4	38	0	14	9.5	0	0	0	0	0	0	0	0	0	0
9/10 UTSA	0	0	0	0	0	0	0	0	0	0	0	0	0	0	0	0	0	0	0	0	0	0	0	0	0	0	0	0	0	0
9/17 Northern Colorado	2	25	0	16	12.5	-	-	-	-	-	2	28	0	17	14.0	4	82	1	45	17.6	0	0	0	0	0	0	0	0	0	0
9/24 at Minnesota	0	0	0	0	0	2	36	0	19	18.0	0	0	0	0	0	6	53	1	20	8.8	0	0	0	0	0	0	0	0	0	0
10/1 Wyoming	0	0	0	0	0.0	2	64	0	34	32.0	0	0	0	0	0	4	75	0	36	18.7	0	0	0	0	0	0	0	0	0	0
10/8 Utah State	-	-	-	-	-	3	17	0	8	5.7	1	3	0	3	3.0	7	140	1	60	20.0	-	-	-	-	-	-	-	-	-	-
10/15 at Boise State	2	13	0	9	6.5	5	24	1	11	4.8	-	-	-	-	-	4	91	1	53	22.8	-	-	-	-	-	-	-	-	-	-
10/22 at UNLV	2	20	0	18	10.0	1	-1	0	-1	-1.0	-	-	-	-	-	7	91	1	36	13.0	1	13	0	13	13.0	1	14	1	14	14.0
11/5 Fresno State	1	3	0	3	3.0	2	8	0	7	4.0	-	-	-	-	-	9	126	1	30	14.0	1	14	1	14	14.0	1	14	1	14	14.0
11/12 at Air Force	-	-	-	-	-	1	0	0	0	0	2	11	0	14	5.5	13	213	1	49	16.4	-	-	-	-	-	-	-	-	-	-
11/19 New Mexico	-	-	-	-	-	-	-	-	-	-	-	-	-	-	-	-	-	-	-	-	-	-	-	-	-	-	-	-	-	-
11/26 at San Diego State	-	-	-	-	-	-	-	-	-	-	-	-	-	-	-	-	-	-	-	-	-	-	-	-	-	-	-	-	-	-
Totals	7	61	0	18	8.7	19	157	1	34	8.3	5	42	0	17	8.4	58	909	7	60	15.7	2	27	1	14	13.5					

O. JOHNSON						M. KINSEY, JR.						S. LONG IV						E. MASTERS, JR.						I. MATTHEWS						
RECEIVING	NO	YDS	TD	LG	AVG	NO	YDS	TD	LG	AVG	NO	YDS	TD	LG	AVG	NO	YDS	TD	LG	AVG	NO	YDS	TD	LG	AVG	NO	YDS	TD	LG	AVG
9/2 vs. Colorado	0	0	0	0	0	0	0	0	0	0	1	-2	0	-2	-2.0	0	0	0	0	0	0	0	0	0	0	0	0	0	0	0
9/10 UTSA	3	33	0	14	11.0	0	0	0	0	0	-	-	-	-	-	3	67	0	45	22.3	0	0	0	0	0	0	0	0	0	0
9/17 Northern Colorado	3	31	1	16	10.3	0	0	0	0	0	1	6	0	6	6.0	2	19	1	17	9.5	1	10	0	10	10.0	1	10	0	10	10.0
9/24 at Minnesota	1	7	0	7	7.0	1	-2	0	-2	-2.0	0	0	0	0	0	1	13	0	13	13.0	1	7	0	7	7.0	1	7	0	7	7.0
10/1 Wyoming	2	70	0	42	35.0	0	0	0	0	0	0	0	0	0	0	0	0	0	0	0	0	0	0	0	0	0	0	0	0	0
10/8 Utah State	3	45	1	19	15.0	-	-	-	-	-	-	-	-	-	-	-	-	-	-	-	1	8	0	8	8.0	1	8	0	8	8.0
10/15 at Boise State	1	13	0	13	13.0	-	-	-	-	-	-	-	-	-	-	1	9	0	9	9.0	1	4	0	4	4.0	1	4	0	4	4.0
10/22 at UNLV	2	42	0	37	21.0	-	-	-	-	-	-	-	-	-	-	-	-	-	-	-	2	11	0	12	5.5	2	11	0	12	5.5
11/5 Fresno State	2	11	0	7	5.5	-	-	-	-	-	-	-	-	-	-	-	-	-	-	-	-	-	-	-	-	-	-	-	-	-
11/12 at Air Force	3	88	0	41	29.3	1	49	0	49	49.0	-	-	-	-	-	-	-	-	-	-	-	-	-	-	-	-	-	-	-	-
11/19 New Mexico	-	-	-	-	-	-	-	-	-	-	-	-	-	-	-	-	-	-	-	-	-	-	-	-	-	-	-	-	-	-
11/26 at San Diego State	-	-	-	-	-	-	-	-	-	-	-	-	-	-	-	-	-	-	-	-	-	-	-	-	-	-	-	-	-	-
Totals	20	340	2	42	17.0	2	47	0	49	23.5	2	4	0	4	2.0	7	108	0	45	15.4	6	40	0	12	6.7					

D. NWOSU						N. PERALTA						R. RUIZ						X. WILLIAMS						M. WILSON						
RECEIVING	NO	YDS	TD	LG	AVG	NO	YDS	TD	LG	AVG	NO	YDS	TD	LG	AVG	NO	YDS	TD	LG	AVG	NO	YDS	TD	LG	AVG	NO	YDS	TD	LG	AVG
9/2 vs. Colorado	0	0	0	0	0	2	11	0	10	5.5	0	0	0	0	0	-	-	-	-	-	2	7	1	5	3.5	2	7	1	5	3.5
9/10 UTSA	0	0	0	0	0	0	0	0	0	0	0	0	0	0	0	-	-	-	-	-	2	8	0	5	4.0	2	8	0	5	4.0
9/17 Northern Colorado	2	19	0	13	9.5	0	0	0	0	0	1	13	1	13	13.0	4	91	0	50	22.8	-	-	-	-	-	-	-	-	-	-
9/24 at Minnesota	3	40	0	15	13.3	0	0	0	0	0	2	48	0	37	24.0	0	0	0	0	0	-	-	-	-	-	-	-	-	-	-
10/1 Wyoming	6	68	0	25	11.3	3	24	1	10	8.0	4	49	0	22	12.2	-	-	-	-	-	-	-	-	-	-	-	-	-	-	-
10/8 Utah State	-	-	-	-	-	-	-	-	-	-	2	27	0	18	13.5	-	-	-	-	-	-	-	-	-	-	-	-	-	-	-
10/15 at Boise State	-	-	-	-	-	2	12	0	6	6.0	1	18	0	10	18.0	-	-	-	-	-	-	-	-	-	-	-	-	-	-	-
10/22 at UNLV	2	15	1	8	7.5	2	20	0	15	10.0	2	26	0	14	13.0	-	-	-	-	-	-	-	-	-	-	-	-	-	-	-
11/5 Fresno State	1	13	0	13	13.0	1	5	0	5	5.0	2	60	0	44	30.0	-	-	-	-	-	-	-	-	-	-	-	-	-	-	-
11/12 at Air Force	-	-	-	-	-	-	-	-	-	-	2	13	1	9	6.5	-	-	-	-	-	-	-	-	-	-	-	-	-	-	-
11/19 New Mexico	-	-	-	-	-	-	-	-	-	-	-	-	-	-	-	-	-	-	-	-	-	-	-	-	-	-	-	-	-	-
11/26 at San Diego State	-	-	-	-	-	-	-	-	-	-	-	-	-	-	-	-	-	-	-	-	-	-	-	-	-	-	-	-	-	-
Totals	14	155	1	25	11.1	10	72	1	15	7.2	16	254	2	44	15.9	4	91	0	50	22.8	4	15	1	5	3.8					

ADDITIONAL RECEIVING: B. Scott 1-29 at Minnesota (9/24).; N. Stevens 0-5 at Boise State (10/15).

COLORADO STATE FOOTBALL



J. BUYS						E. COLORITO						K. DAVIS						P. ELSENBAST						J. HICKS						
DEFENSE	SO	AST	SK	INT	PBU	SO	AST	SK	INT	PBU	SO	AST	SK	INT	PBU	SO	AST	SK	INT	PBU	SO	AST	SK	INT	PBU	SO	AST	SK	INT	PBU
9/2 vs. Colorado	2	2	1.0	0	0	4	2	0	0	0	17	2	0	0	0	2	0	0	0	0	-	-	-	-	-	-	-	-	-	-
9/10 UTSA	1	1	1.0	0	0	3	3	1.0	0	0	3	3	3.0	0	1	4	2	0	0	0	-	-	-	-	-	-	-	-	-	-
9/17 Northern Colorado	0	1	0.5	0	0	3	4	0	0	0	3	4	0	0	0	0	0	0	0	0	-	-	-	-	-	-	-	-	-	-
9/24 at Minnesota	0	2	0	0	0	3	1	0	0	0	2	7	0	0	0	1	2	0	0	0	-	-	-	-	-	-	-	-	-	-
10/1 Wyoming	0	1	0	0	0	2	2	0.5	0	0	3	7	0	0	0	1	2	0	0	0	0	0	0	0	0	0	0	0	0	0
10/8 Utah State	1	2	0.5	0	0	2	0	0	0	0	4	3	0	1	0	1	1	0	0	0	1	1	0	0	0	1	1	0	0	0
10/15 at Boise State	2	0	0	0	0	5	1	0	0	0	4	3	0	0	0	3	1	0	0	0	5	1	0	0	0	5	1	0	0	0
10/22 at UNLV	0	0	0	0	1	2	0	0	0	0	5	2	0	0	0	2	0	0	0	0	0	1	0	0	0	0	1	0	0	0
11/5 Fresno State	3	2	0	0	0	2	0	0	0	0	0	2	0	0	0	4	2	0	0	1	2	3	0	0	0	2	3	0	0	0
11/12 at Air Force	-	-	-	-	-	6	3	0	0	0	10	5	0	0	0	-	-	-	-	-	1	0	0	0	0	-	1	0	0	0
11/19 New Mexico	-	-	-	-	-	-	-	-	-	-	-	-	-	-	-	-	-	-	-	-	-	-	-	-	-	-	-	-	-	-
11/26 at San Diego State	-	-	-	-	-	-	-	-	-	-	-	-	-	-	-	-	-	-	-	-	-	-	-	-	-	-	-	-	-	-
Totals	9	11	3.0	0	1	32	16	1.5	0	0	51	38	3.0	1	1	18	10	0.0	0	1	9	6	0.0	0	0	9	6	0.0	0	0

O. JACKSON						A. JEAN						S. JOHNSON						R. KING						J. LOVINGOOD						
DEFENSE	SO	AST	SK	INT	PBU	SO	AST	SK	INT	PBU	SO	AST	SK	INT	PBU	SO	AST	SK	INT	PBU	SO	AST	SK	INT	PBU	SO	AST	SK	INT	PBU
9/2 vs. Colorado	-	-	-	-	-	-	-	-	-	-	1	0	0	0	0	0	2	0	0	0	4	1	0	0	0	4	1	0	0	0
9/10 UTSA	-	-	-	-	-	0	0	0	0	0	0	0	0	0	0	0	0	0	0	0	0	2	0	0	0	0	2	0	0	0
9/17 Northern Colorado	0	3	0.5	0	0	0	0	0	0	0	0	2	0	0	1	0	0	0	0	0	0	2	0	0	0	0	2	0	0	0
9/24 at Minnesota	1	0	0	0	0	0	0	0	0	0	0	0	0	0	0	-	-	-	-	-	1	2	0	0	0	1	2	0	0	0
10/1 Wyoming	0	1	0	0	0	0	0	0	0	0	0	0	0	0	0	0	0	0	0	0	0	2	0	0	0	0	2	0	0	0
10/8 Utah State	-	-	-	-	-	1	0	1.0	0	0	-	-	-	-	-	-	-	-	-	-	0	2	0	0	0	0	2	0	0	0
10/15 at Boise State	4	1	0	0	0	-	-	-	-	-	1	0	0	0	0	1	0	1.0	0	0	-	-	-	-	-	-	-	-	-	-
10/22 at UNLV	1	0	0	0	0	-	-	-	-	-	3	0	0	0	0	1	0	0	0	0	0	2	0	0	0	0	2	0	0	0
11/5 Fresno State	1	1	0	0	0	1	1	1.5	0	0	0	0	0	0	1	0	2	0	0	0	0	1	0	0	0	0	1	0	0	0
11/12 at Air Force	0	1	0	0	0	-	-	-	-	-	-	-	-	-	-	0	1	0	0	0	1	1	0	0	0	1	1	0	0	0
11/19 New Mexico	-	-	-	-	-	-	-	-	-	-	-	-	-	-	-	-	-	-	-	-	-	-	-	-	-	-	-	-	-	-
11/26 at San Diego State	-	-	-	-	-	-	-	-	-	-	-	-	-	-	-	-	-	-	-	-	-	-	-	-	-	-	-	-	-	-
Totals	7	7	0.5	0	0	2	1	2.5	0	0	5	2	0.0	0	2	2	5	1.0	0	0	6	15	0.0	0	0	6	15	0.0	0	0

D. MAYES						T. McBRIDE						M. McDONALD						K. NUTT, JR.						B. OHENE-GYENI						
DEFENSE	SO	AST	SK	INT	PBU	SO	AST	SK	INT	PBU	SO	AST	SK	INT	PBU	SO	AST	SK	INT	PBU	SO	AST	SK	INT	PBU	SO	AST	SK	INT	PBU
9/2 vs. Colorado	3	1	0	0	0	4	0	0	0	0	-	-	-	-	-	0	0	0	0	0	0	0	0	0	0	0	0	0	0	0
9/10 UTSA	0	1	0	0	0	1	1	0	0	0	-	-	-	-	-	0	2	0	0	0	2	1	0	0	0	2	1	0	0	0
9/17 Northern Colorado	1	0	0	0	0	0	2	0	0	0	0	0	0	0	0	3	0	0	0	0	0	2	0	0	0	0	2	0	0	0
9/24 at Minnesota	0	0	0	0	0	0	0	0	0	0	-	-	-	-	-	3	2	0	0	0	0	2	0	0	0	0	2	0	0	0
10/1 Wyoming	0	1	0	0	0	2	1	0	0	0	-	-	-	-	-	0	1	0	0	0	1	3	0	0	0	1	3	0	0	0
10/8 Utah State	0	1	0	0	0	1	1	0.5	0	0	1	0	0	0	0	4	0	0	0	0	1	0	1.0	0	0	1	0	1.0	0	0
10/15 at Boise State	-	-	-	-	-	4	1	1.0	0	0	-	-	-	-	-	3	1	0	0	0	-	-	-	-	-	-	-	-	-	-
10/22 at UNLV	1	1	0	0	0	0	1	0	0	0	0	0	0	0	0	2	0	0	0	0	2	0	0	0	0	2	0	0	0	0
11/5 Fresno State	2	0	0	0	0	1	3	1.5	0	0	1	2	0.5	0	0	-	-	-	-	-	2	0	0	0	0	2	0	0	0	0
11/12 at Air Force	2	0	0	0	0	0	1	0	0	0	-	-	-	-	-	1	0	0	0	0	-	-	-	-	-	-	-	-	-	-
11/19 New Mexico	-	-	-	-	-	-	-	-	-	-	-	-	-	-	-	-	-	-	-	-	-	-	-	-	-	-	-	-	-	-
11/26 at San Diego State	-	-	-	-	-	-	-	-	-	-	-	-	-	-	-	-	-	-	-	-	-	-	-	-	-	-	-	-	-	-
Totals	9	5	0.0	0	0	13	11	3.0	0	0	2	2	0.5	0	0	16	6	0.0	0	0	8	8	1.0	0	0	8	8	1.0	0	0

K. ROBINSON						J. SCHLAGER						J. SCHUPP						B. SCOTT						T. SIMMONS						
DEFENSE	SO	AST	SK	INT	PBU	SO	AST	SK	INT	PBU	SO	AST	SK	INT	PBU	SO	AST	SK	INT	PBU	SO	AST	SK	INT	PBU	SO	AST	SK	INT	PBU
9/2 vs. Colorado	1	1	0	0	0	11	0	0	0	0	3	1	0	0	0	3	0	0	0	0	2	1	0	0	2	2	1	0	0	2
9/10 UTSA	0	3	0	0	0	0	2	0	0	0	1	1	0	0	0	4	2	0	1	0	2	3	0	0	0	2	3	0	0	0
9/17 Northern Colorado	2	3	0	0	0	3	3	0	0	0	0	1	0	0	0	2	0	0	1	0	3	0	0	0	0	3	0	0	0	0
9/24 at Minnesota	1	2	0	0	0	6	4	0	0	0	2	1	0	0	0	1	3	0	1	0	3	1	0	0	0	3	1	0	0	0
10/1 Wyoming	2	0	0	0	0	5	3	0	0	0	0	3	0	0	0	3	4	0	0	0	3	2	0	0	0	3	2	0	0	0
10/8 Utah State	1	2	0	0	0	8	1	0	0	1	0	0	0	0	1	5	3	0	0	0	6	0	0	0	3	6	0	0	0	3
10/15 at Boise State	1	0	0	0	0	2	3	0	0	0	1	2	0	0	0	-	-	-	-	-	2	0	0	0	1	2	0	0	0	1
10/22 at UNLV	1	1	0	0	1	3	1	0	1	0	0	1	0	0	0	1	1	0	0	0	-	-	-	-	-	-	-	-	-	-
11/5 Fresno State	1	0	0	0	0	3	0	0	0	0	0	3	0.5	0	0	0	2	0	0	0	2	1	0	0	0	2	1	0	0	0
11/12 at Air Force	0	1	0	0	0	2	1	0	0	0	0	1	0	0	0	0	2	0	0	0	2	2	0	0	0	2	2	0	0	0
11/19 New Mexico	-	-	-	-	-	-	-	-	-	-	-	-	-	-	-	-	-	-	-	-	-	-	-	-	-	-	-	-	-	-
11/26 at San Diego State	-	-	-	-	-	-	-	-	-	-	-	-	-	-	-	-	-	-	-	-	-	-	-	-	-	-	-	-	-	-
Totals	10	13	0.0	0	1	43	18	0.0	1	1	7	14	0.5	0	1	19	17	0.0	3	0	25	10	0.0	0	6	25	10	0.0	0	6

J. SWEET						T. THOMAS						D. THOMPSON						J. VADEN						J. WATSON					
DEFENSE	SO	AST																											

COLORADO STATE FOOTBALL



W. BRYAN								B. DAVIS								T. GUERRA							
KICKINGS								KICKINGS								KICKINGS							
FG	PAT	NO	TB	AVG	OB	FG	PAT	NO	TB	AVG	OB	FG	PAT	NO	TB	AVG	OB	FG	PAT	NO	TB	AVG	OB
9/2	vs. Colorado	0-0	1-1	0	0	0	0	-	-	-	-	0	0	2	1	63.5	0	0	0	2	1	63.5	0
9/10	UTSA	3-3	2-2	0	0	0	0	0	0	5	3	63.6	0	-	-	-	-	-	-	-	-	-	-
9/17	Northern Colorado	2-2	5-6	0	0	0	0	0	0	8	6	65.0	0	-	-	-	-	-	-	-	-	-	-
9/24	at Minnesota	1-2	3-3	0	0	0	0	0	0	5	3	63.4	0	-	-	-	-	-	-	-	-	-	-
10/1	Wyoming	1-2	2-2	0	0	0	0	-	-	-	-	-	0	0	3	1	65.0	0	0	3	1	65.0	0
10/8	Utah State	1-1	4-4	0	0	0	0	0	0	6	4	61.2	1	-	-	-	-	-	-	-	-	-	-
10/15	at Boise State	1-1	2-2	0	0	0	0	0	0	2	1	64.5	1	-	-	-	-	-	-	-	-	-	-
10/22	at UNLV	1-1	1-2	0	0	0	0	0	0	7	3	64.1	0	-	-	-	-	-	-	-	-	-	-
11/5	Fresno State	-	-	-	-	-	-	0	3-3	7	6	65.0	0	-	-	-	-	-	-	-	-	-	-
11/12	at Air Force	1-2	5-5	0	0	0	0	0-0	-	8	8	65.0	0	-	-	-	-	-	-	-	-	-	-
11/19	New Mexico	-	-	-	-	-	-	-	-	-	-	-	-	-	-	-	-	-	-	-	-	-	-
11/26	at San Diego State	-	-	-	-	-	-	-	-	-	-	-	-	-	-	-	-	-	-	-	-	-	-
Totals		11-14	25-27	-	-	-	-	0-0	3-3	48	34	64.1	2	-	-	5	2	64.2	0	-	-	-	-

D. CLARK						D. DAWKINS					K. NUTT, JR.					H. HUNT						
KICK RETURNS	NO	YDS	AVG	TD	LG	NO	YDS	AVG	TD	LG	NO	YDS	AVG	TD	LG	PUNTING	NO	YDS	AVG	LNG	IN20	TB
9/2 vs. Colorado	0	0	0	0	0	1	35	35.0	0	35	0	0	0	0	0	9/2 vs. Colorado	6	260	43.3	57	2	0
9/10 UTSA	1	15	15.0	0	15	0	0	0	0	0	0	0	0	0	0	9/10 UTSA	7	327	46.7	59	5	1
9/17 Northern Colorado	0	0	0	0	0	-	-	-	-	-	3	64	21.3	0	24	9/17 Northern Colorado	1	51	51.0	51	1	0
9/24 at Minnesota	0	0	0	0	0	0	0	0	0	0	3	53	17.7	0	21	9/24 at Minnesota	3	119	39.7	46	1	0
10/1 Wyoming	3	63	21	0	24	0	0	0	0	0	0	0	0	0	0	10/1 Wyoming	7	308	44.0	56	2	0
10/8 Utah State	-	-	-	-	-	1	20	20.0	0	20	-	-	-	-	-	10/8 Utah State	7	320	45.7	52	2	1
10/15 at Boise State	-	-	-	-	-	3	67	22.3	0	28	-	-	-	-	-	10/15 at Boise State	7	307	43.9	59	4	0
10/22 at UNLV	-	-	-	-	-	1	24	24.0	0	24	-	-	-	-	-	10/22 at UNLV	3	124	41.3	61	3	0
11/5 Fresno State	-	-	-	-	-	1	23	23.0	0	23	-	-	-	-	-	11/5 Fresno State	3	130	43.3	48	2	0
11/12 at Air Force	4	93	23.3	0	30	-	-	-	-	-	-	-	-	-	-	11/12 at Air Force	-	-	-	-	-	-
11/19 New Mexico	-	-	-	-	-	-	-	-	-	-	-	-	-	-	-	11/19 New Mexico	-	-	-	-	-	-
11/26 at San Diego State	-	-	-	-	-	-	-	-	-	-	-	-	-	-	-	11/26 at San Diego State	-	-	-	-	-	-
Totals	8	171	21.4	0	30	7	169	24.1	0	35	6	117	19.5	0	24	Totals	44	1,946	44.2	61	22	2

ADDITIONAL KICK RETURNS: R. Awunganyi 1-4 KICK vs. UNLV (10/22);

R. RUIZ								T. SIMMONS								A. WHITNER							
PUNT RETURNS								PUNT RETURNS								PUNT RETURNS							
NO	YDS	AVG	TD	LG	NO	YDS	AVG	TD	LG	NO	YDS	AVG	TD	LG	NO	YDS	AVG	TD	LG	NO	YDS	AVG	TD
9/2	vs. Colorado	0	0	0	0	0	-	-	-	-	-	-	-	-	-	-	-	-	-	-	-	-	-
9/10	UTSA	3	6	2.0	0	12	-	-	-	-	-	-	-	-	-	-	-	-	-	-	-	-	-
9/17	Northern Colorado	3	16	5.3	0	11	-	-	-	-	-	-	-	-	-	-	-	-	-	-	-	-	-
9/24	at Minnesota	3	33	11.0	0	19	-	-	-	-	-	-	-	-	-	-	-	-	-	-	-	-	-
10/1	Wyoming	1	-1	-1.0	0	-1	-	-	-	-	-	-	-	-	-	-	-	-	-	-	-	-	-
10/8	Utah State	1	0	0.0	0	0	-	-	-	-	-	-	-	-	-	-	-	-	-	-	-	-	-
10/15	at Boise State	1	7	7.0	0	7	-	-	-	-	-	-	-	-	-	-	-	-	-	-	-	-	-
10/22	at UNLV	2	6	3.0	0	8	-	-	-	-	-	-	-	-	-	-	-	-	-	-	-	-	-
11/5	Fresno State	1	0	0.0	0	0	-	-	-	-	-	-	-	-	-	-	-	-	-	-	-	-	-
11/12	at Air Force	2	11	5.5	0	6	-	-	-	-	-	-	-	-	-	-	-	-	-	-	-	-	-
11/19	New Mexico	-	-	-	-	-	-	-	-	-	-	-	-	-	-	-	-	-	-	-	-	-	-
11/26	at San Diego State	-	-	-	-	-	-	-	-	-	-	-	-	-	-	-	-	-	-	-	-	-	-
Totals		17	78	4.6	0	19	-	-	-	-	-	-	-	-	-	-	-	-	-	-	-	-	-

LONGEST AND SHORTEST SCORING DRIVES

COLORADO STATE

Most Plays

- 17 at Boise State, 10/15
(TD) (75 yards, 5:53)
- 16 at Minnesota, 9/24
(FG) (59 yards, 6:18)
- 15 vs. Fresno State, 11/5
(TD) (84 yards, 8:22)

Most Yards

- 91 vs. Wyoming, 10/1
(TD) (7 plays, 3:13)
- 90 vs. Utah State, 10/8
(TD) (5 plays, 2:28)
- 84 vs. Fresno State, 11/5
(TD) (15 plays, 8:22)

Most Time

- 8:22 vs. Fresno State, 11/5
(TD) (15 plays, 84 yards)
- 6:18 at Minnesota, 9/24
(FG) (16 plays, 59 yards)
- 6:12 C
(TD) (13 plays, 75 yards)

Fewest Plays

- 1 at Boise State, 10/15
(TD) (53 yards, 0:12)
- 1 at UNLV, 10/22
(TD) (36 yards, 0:08)
- 3 vs. UTSA, 9/10
(FG) (64 yards, 0:15)

Fewest Yards

- 11 at UNLV, 10/22
(TD) (3 plays, 1:45)
- 30 vs. Northern Colorado, 9/17
(FG) (5 plays, 0:41)
- 36 at UNLV, 10/22
(TD) (1 play, 0:08)

Least Time

- 0:08 at UNLV, 10/22
(TD) (1 play, 36 yards)
- 0:12 at Boise State, 10/15
(TD) (1 play, 53 yards)
- 0:15 vs. UTSA, 9/10
(FG) (3 plays, 64 yards)

OPPONENTS

Most Plays

- 16 Colorado, 9/2
(FG) (64 yards, 4:17)
- 16 at Boise State, 10/15
(TD) (90 yards, 6:36)
- 15 at Air Force 11/12
(TD) (75 yards, 5:38)

Most Yards

- 94 Minnesota, 9/24
(TD) (11 plays, 5:38)
- 92 Northern Colorado, 9/17
(TD) (10 plays, 4:32)
- 90 at Boise State, 10/15
(TD) (16 plays, 6:36)

Most Time

- 6:36 at Boise State, 10/15
(TD) (16 plays, 90 yards)
- 6:20 Colorado, 9/2
(TD) (11 plays, 50 yards)
- 6:05 UTSA, 9/10
(TD) (12 plays, 61 yards)

Fewest Plays

- 1 Wyoming, 10/1
(TD) (30 yards, 0:07)
- 2 at Boise State, 10/15
(TD) (83 yards, 0:46)
- 2 at Air Force, 11/12
(TD) (22 yards, 0:28)

Fewest Yards

- 1 Colorado, 9/2
(FG) (4 plays, 1:14)
- 22 at Air Force, 11/12
(TD) (2 plays, 0:28)
- 23 Minnesota, 9/24
(FG) (8 plays, 4:26)

Least Time

- 0:07 Wyoming, 10/1
(TD) (1 play, 30 yards)
- 0:28 at Air Force, 11/12
(TD) (2 plays, 22 yards)
- 0:34 UNLV, 10/22
(TD) (3 plays, 65 yards)

							--First Downs--					--Rushing--					--Net Passing--					QB		--Offense--			Fum		Pen		Punts		3rd		4th		Time	
OFFENSE		1	2	3	4	OT	F	12	Ru	Pa	Pe	Att	Yds	TD	29	Cmp	Int	Yds	TD	Sk	PI	Yds	Avg	No/Lost	No/Yds	No/Avg	Down	Down	Poss									
9/2	vs Colorado	0	0	0	7	0	7	12	7	6	0	35	162	0	29	12	2	63	1	2	64	225	3.5	2/2	2/15	6/43.3	5-16	1-3	25:24									
9/10	UTSA	10	10	0	3	0	23	19	11	6	2	47	220	2	23	8	0	108	0	0	70	328	4.7	2/0	7/70	7/46.7	5-15	1-1	28:22									
9/17	Northern Colorado	21	17	3	6	0	47	29	12	13	4	43	245	2	28	22	0	324	4	2	71	569	8.0	2/1	8/80	1/51.0	5-9	2-2	29:39									
9/24	at Minnesota	7	0	10	7	0	24	24	12	9	3	48	158	2	31	16	1	211	1	3	79	369	4.7	2/1	3/25	3/39.7	5-15	2-3	28:57									
10/1	Wyoming	7	10	0	0	0	17	20	5	15	0	33	111	1	42	23	1	370	1	3	75	481	6.4	2/1	6/37	7/44.0	7-17	0-1	27:31									
10/8	Utah State	10	0	14	7	0	31	22	12	9	1	47	224	2	32	17	0	240	2	1	79	464	5.9	0/0	8/79	7/45.7	5-17	1-3	32:18									
10/15	at Boise State	3	0	0	20	0	23	19	13	6	0	36	184	1	31	17	0	189	2	1	67	373	5.6	0/0	6/30	7/43.9	3-14	3-3	27:46									
10/22	at UNLV	14	21	0	7	0	42	26	15	11	0	50	230	4	28	21	0	237	2	0	78	467	6.0	2/1	4/21	3/41.3	10-18	3-4	39:37									
11/5	Fresno State	10	13	14	0	0	37	28	13	13	2	47	254	3	19	26	0	240	2	0	73	494	6.8	0/0	7/82	3/43.3	9-11	0-1	32:24									
11/12	at Air Force	14	10	14	8	0	46	22	9	12	1	35	185	3	29	22	1	374	2	0	64	559	8.7	2/1	3/35	0/0	6-13	0-1	26:55									
11/19	New Mexico	-	-	-	-	-	-	-	-	-	-	-	-	-	-	-	-	-	-	-	-	-	0/0	-/-	-/-	0-0	0-0	00:00										
11/26	at San Diego State	-	-	-	-	-	-	-	-	-	-	-	-	-	-	-	-	-	-	-	-	-	0/0	-/-	-/-	0-0	0-0	00:00										
Totals		96	81	55	65	0	297	221	109	99	13	421	1,973	20	299	177	5	2,356	17	12	720	4,329	6.0	14/7	55/479	44/44.2	60-145	13-22	29:55									

						--First Downs--				--Rushing--				--Net Passing--				QB		--Offense--		Fum	Pen	Punts	3rd	4th	Time		
DEFENSE		1	2	3	4	OT	F	Tot	Ru	Pa	Pe	Att	Yds	TD	Att	Cmp	Int	Yds	TD	Sk	Pi	Yds	Avg	No/Lost	No/Yds	No/Avg	Down	Down	Poss
9/2	vs Colorado	21	10	6	7	0	44	28	15	12	1	56	260	4	33	23	0	318	1	1	89	578	6.5	3/2	4/35	2/45.0	12-18	1-1	34:36
9/10	UTSA	7	7	0	0	0	14	13	0	12	1	34	-1	0	30	20	1	236	2	6	64	235	3.7	1/0	9/56	7/43.1	8-18	0-3	31:38
9/17	Northern Colorado	0	0	14	7	0	21	24	6	17	1	34	93	1	33	23	1	318	2	2	67	411	6.1	2/0	8/71	4/44.0	8-15	1-2	30:21
9/24	at Minnesota	7	10	7	7	0	31	21	10	10	1	45	243	4	20	16	1	174	0	1	65	417	6.4	0/0	9/68	4/45.0	7-13	1-1	31:03
10/1	Wyoming	3	21	14	0	0	38	19	12	7	0	49	269	3	18	7	0	165	1	3	67	434	6.5	0/0	4/30	6/44.5	5-14	1-2	32:29
10/8	Utah State	14	10	0	0	0	24	23	11	8	4	39	251	3	35	20	1	210	0	4	74	461	6.2	3/1	9/71	7/38.3	6-16	0-1	27:42
10/15	at Boise State	0	7	14	7	0	28	21	11	10	0	48	226	2	25	17	0	218	2	2	73	444	6.1	0/0	3/19	4/52.5	9-16	1-3	32:14
10/22	at UNLV	0	0	10	13	0	23	17	11	6	0	32	175	1	23	7	1	185	2	0	55	360	6.5	1/1	5/21	4/44.0	3-10	0-0	20:23
11/5	Fresno State	0	0	0	0	0	0	12	3	7	2	34	77	0	25	12	1	155	0	5	59	232	3.9	1/0	4/35	7/36.1	7-17	0-3	27:36
11/12	at Air Force	7	21	14	7	0	49	26	22	2	2	68	485	7	8	3	1	419	0	0	76	534	7.0	2/1	3/36	2/42.5	13-16	1-1	33:05
11/19	New Mexico	-	-	-	-	-	-	-	-	-	-	-	-	-	-	-	-	-	-	-	-	-	-	0/0	-/-	-	0-0	0-0	00:00
11/26	at San Diego State	-	-	-	-	-	-	-	-	-	-	-	-	-	-	-	-	-	-	-	-	-	-	0/0	-/-	-	0-0	0-0	00:00
Totals		59	86	79	48	0	272	204	101	91	12	439	2,078	25	249	147	7	1,996	10	24	688	4,101	6.0	12/5	58/442	47/42.7	79-153	6-17	30:07

[illegible]

COLORADO STATE FOOTBALL



GAME-OPENING DRIVES

Date		Opponent	Colorado State			Opponent		
			Pts	FD	Yds	Pts	FD	Yds
9/2	vs	Colorado	0	0	7	7	6	73
9/10		UTSA	3	3	50	7	4	61
9/17		Northern Colorado	0	1	23	0	3	77
9/24	at	Minnesota	0	0	5	0	1	21
10/1		Wyoming	0	1	17	3	4	70
10/8		Utah State	3	4	67	7	2	75
10/15	at	Boise State	3	3	42	0	1	28
10/22	at	UNLV	7	5	75	0	3	51
11/5		Fresno State	0	3	65	0	0	8
11/12	at	Air Force	7	2	75	7	3	75
11/19		New Mexico	-	-	-	-	-	-
11/26	at	San Diego State	-	-	-	-	-	-

Scoring Drive Length

Yards	Colorado State		Opponent	
	TD	FG	TD	FG
0-9	1	0	0	1
10-19	1	0	0	0
20-29	0	0	1	2
30-39	1	2	2	0
40-49	2	2	1	0
50-59	4	5	2	0
60-69	10	2	5	3
70-79	14	0	16	1
80-89	3	0	6	0
90-99	2	0	3	0
Season	38	11	36	7

Second Half-Opening Drives

Date		Opponent	Colorado State			Opponent		
			Pts	FD	Yds	Pts	FD	Yds
9/2	vs	Colorado	0	2	38	3	4	64
9/10		UTSA	0	1	13	0	0	-4
9/17		Northern Colorado	0	1	18	7	6	75
9/24	at	Minnesota	7	4	53	0	1	9
10/1		Wyoming	0	1	11	0	0	3
10/8		Utah State	7	2	80	0	1	19
10/15	at	Boise State	0	0	1	7	4	79
10/22	at	UNLV	0	0	8	7	3	75
11/5		Fresno State	7	4	60	0	0	6
11/12	at	Air Force	7	3	75	7	2	75
11/19		New Mexico	-	-	-	-	-	-
11/26	at	San Diego State	-	-	-	-	-	-

Takeaway Breakdown

Total	Colorado State	Opponent
Interceptions	7	5
Fumble Recoveries	5	7
Points Off Turnovers	21	54
Touchdowns	3	6
Field Goals	0	4

Takeaway Analysis

Game		Opponent	Colorado State			Opponent			Gm Diff	Cum Diff
			Int	Fum	Tot	Int	Fum	Tot		
9/2	vs	Colorado	0	2	2	2	2	4	-2	-2
9/10		UTSA	1	0	1	0	0	0	+1	-1
9/17		Northern Colorado	1	0	1	0	1	1	0	-1
9/24	at	Minnesota	1	0	1	1	1	2	-1	-2
10/1		Wyoming	0	0	0	1	1	3	-2	-4
10/8		Utah State	1	1	2	0	0	0	+2	-2
10/15	at	Boise State	0	0	0	0	0	0	0	-2
10/22	at	UNLV	1	1	2	0	1	1	+1	-1
11/5		Fresno State	1	0	1	0	0	0	+1	0
11/12	at	Air Force	1	1	2	1	1	2	0	0
11/19		New Mexico	-	-	-	-	-	-	-	-
11/26	at	San Diego State	-	-	-	-	-	-	-	-

COLORADO STATE FOOTBALL



DATE	OPPONENT	PLAYS	YARDS	TIME	RESULT	QUARTER	SCORING PLAY	QUARTERBACK
9/2	Colorado	10	65	4:02	TD	4th	F. Bauta 5-yard pass to M. Wilson	F. Bauta
9/10	UTSA	11	50	3:12	FG	1st	W. Bryan 38-yard field goal	F. Bauta
9/10	UTSA	12	75	5:05	TD	1st	D. Dawkins 1-yard run	F. Bauta
9/10	UTSA	9	49	3:05	TD	2nd	I. Matthews 6-yard run	F. Bauta
9/10	UTSA	3	64	0:15	FG	2nd	W. Bryan 28-yard field goal	F. Bauta
9/10	UTSA	9	33	3:50	FG	4th	W. Bryan 46-yard field goal	C. Hill/F. Bauta
9/17	Northern Colorado	8	61	3:28	TD	1st	C. Hill 2-yard pass to E. Masters, Jr.	C. Hill
9/17	Northern Colorado	4	63	1:31	TD	1st	C. Hill 51-yard run	C. Hill
9/17	Northern Colorado	4	72	1:00	TD	1st	C. Hill 10-yard pass to O. Johnson	C. Hill
9/17	Northern Colorado	9	73	3:48	TD	2nd	C. Hill 16-yard pass to M. Gallup	C. Hill
9/17	Northern Colorado	9	67	3:20	TD	2nd	C. Hill 13-yard pass to R. Ruiz	C. Hill
9/17	Northern Colorado	5	30	0:41	FG	2nd	W. Bryan 53-yard field goal	C. Hill
9/17	Northern Colorado	12	51	5:25	FG	3rd	W. Bryan 37-yard field goal	C. Hill
9/17	Northern Colorado	9	80	4:34	TD	4th	M. Kinsey, Jr. 9-yard run	C. Hill
9/24	Minnesota	6	75	2:10	TD	1st	M. Kinsey, Jr. 18-yard run	C. Hill
9/24	Minnesota	8	53	3:33	TD	3rd	D. Clark 2-yard run	C. Hill
9/24	Minnesota	16	59	6:18	FG	3rd	W. Bryan 41-yard field goal	C. Hill
9/24	Minnesota	10	75	3:48	TD	4th	C. Hill 15-yard pass to M. Gallup	C. Hill
10/1	Wyoming	7	91	3:13	TD	1st	C. Hill 9-yard pass to N. Peralta	C. Hill
10/1	Wyoming	5	68	1:53	TD	2nd	D. Clark 35-yard run	C. Hill
10/1	Wyoming	10	51	0:59	FG	3rd	W. Bryan 36-yard field goal	C. Hill
10/8	Utah State	9	67	2:33	FG	1st	W. Bryan 21-yard field goal	C. Hill
10/8	Utah State	8	75	3:06	TD	1st	C. Hill 19-yard pass to O. Johnson	C. Hill
10/8	Utah State	4	80	1:27	TD	3rd	C. Hill 60-yard pass to M. Gallup	C. Hill
10/8	Utah State	10	46	3:28	TD	3rd	I. Matthews 1-yard run	C. Hill/N. Stevens
10/8	Utah State	5	90	2:28	TD	4th	I. Matthews 10-yard run	N. Stevens
10/15	Boise State	10	42	4:46	FG	1st	W. Bryan 39-yard field goal	N. Stevens
10/15	Boise State	17	75	6:36	TD	4th	I. Matthews 2-yard run	N. Stevens
10/15	Boise State	1	53	0:12	TD	4th	N. Stevens 53-yard pass to M. Gallup	N. Stevens
10/15	Boise State	6	54	1:13	TD	4th	N. Stevens 11-yard pass to D. Dawkins	N. Stevens
10/22	UNLV	12	75	5:57	TD	1st	N. Stevens 8-yard pass to D. Nwosu	N. Stevens
10/22	UNLV	9	76	3:46	TD	1st	I. Matthews 2-yard run	N. Stevens
10/22	UNLV	12	61	5:25	TD	2nd	I. Matthews 2-yard run	N. Stevens
10/22	UNLV	5	71	2:08	TD	2nd	M. Kinsey 34-yard run	N. Stevens
10/22	UNLV	3	11	1:45	TD	2nd	M. Kinsey 2-yard run	N. Stevens
10/22	UNLV	1	36	0:08	TD	4th	N. Stevens 36-yard pass to M. Gallup	N. Stevens
11/5	Fresno State	10	48	4:45	FG	1st	W. Bryan 33-yard field goal	N. Stevens
11/5	Fresno State	4	66	1:17	TD	1st	M. Kinsey 5-yard run	N. Stevens
11/5	Fresno State	5	62	1:45	TD	2nd	N. Stevens 18-yard pass to M. Gallup	N. Stevens
11/5	Fresno State	15	84	8:22	TD	2nd	I. Matthews 1-yard run	N. Stevens
11/5	Fresno State	8	60	1:59	TD	3rd	N. Stevens 14-yard pass to A. Hawkins	N. Stevens
11/5	Fresno State	6	60	2:40	TD	3rd	I. Matthews 1-yard run	N. Stevens
11/12	Air Force	3	75	1:01	TD	1st	D. Dawkins 61-yard run	Nick Stevens
11/12	Air Force	13	75	6:12	TD	1st	I. Matthews 3-yard run	Nick Stevens
11/12	Air Force	6	57	1:43	FG	2nd	W. Bryan 38-yard field goal	Nick Stevens
11/12	Air Force	0	0	0:00	TD	2nd	J. Sweet 27-yard interception return	-
11/12	Air Force	7	75	3:26	TD	3rd	Nick Stevens 9-yard pass to R. Ruiz	Nick Stevens
11/12	Air Force	4	55	1:00	TD	3rd	D. Dawkins 2-yard run	Nick Stevens
11/12	Air Force	6	75	1:53	TD	4th	N. Stevens 7-yard pass to M. Gallup	Nick Stevens

collegepressbox.com
 SINCE 2005 EVERYTHING BUT THE PRE-GAME MEAL

collegepressbox.com is the official media website for Division I football. Access and download weekly game notes, quotes, statistics, media guides, head shots, logos and more for the conference and each of its member schools. Login information will be distributed to accredited media or you can apply for a password by sending an email to password@collegepressbox.com.

[illegible]

COLORADO STATE FOOTBALL



SOCIAL MEDIA DIRECTORY

Facebook	Facebook.com/CSURamsFootball
Twitter	@CSUFootball
	@CSUAthletics (covers all 16 sports)
	@CSURamsGameday (in-game updates for all 16 sports)
	@PaulKirk_CSU (Assistant A.D./Football SID)
	@CoachBobo_CSU (Head Coach)
	@CoachWillFriend (Offensive Coord./Offensive Line)
	@CoachMEnglish (Defensive Coord./Linebackers)
	@CSUCoachBryant (Special Teams Coord./Safeties)
	@BryanApplewhite (Running Backs)
	@Coach_Cox_CSU (Tight Ends)
	@CoachFairCSU (Cornerbacks)
	@RonnieLetson (Quarterbacks)
	@CoachLogo (Defensive Line)
	@CoachWhitted (Wide Receivers)
	@CoachRyanDavis (Strength & Conditioning)
Instagram	@CSURamsFB
YouTube	YouTube.com/CSURamsAthletics

COLORADO STATE UNIVERSITY

Location	Fort Collins, Colo.
Founded	1870
Enrollment	27,034
President	Dr. Anthony A. Frank
Director of Athletics	Joe Parker
NCAA Affiliation	FBS Division I
Athletics Conference	Mountain West
Nickname	Rams
Official Mascot	CAM the Ram
Colors	Green (PMS 350) and Gold (PMS 4515)
Stadium (capacity)	Sonny Lubick Field at Hughes Stadium (32,500)
Stadium Surface	FieldTurf

COACHING STAFF

Head Coach	Mike Bobo (2nd Season)
Offensive Coord./Offensive Line	Will Friend (2nd Season)
Defensive Coord./Linebackers	Marty English (5th Season)
Special Teams Coord./Safeties	Jamie Bryant (1st Season)
Running Backs	Bryan Applewhite (2nd Season)
Tight Ends	Joe Cox (1st Season)
Cornerbacks	Terry Fair (2nd Season)
Quarterbacks	Ronnie Letson (2nd Season)
Defensive Line	Ricky Logo (2nd Season)
Wide Receivers	Alvis Whitted (5th Season)
Offensive Quality Control	Ricky Santo
Defensive Quality Control	Andrew Dodge
Special Teams Quality Control	Heath Pulver
Offensive Graduate Assistant	Doug Saylor
Offensive Graduate Assistant	Kevin O'Brien
Defensive Graduate Assistant	John Faircloth
Defensive Graduate Assistant	George Helow
Quality Control	Joe Hansley

TEAM INFORMATION

2015 Record/MW Finish	7-6/T-2nd Mountain Division
Offensive Scheme	Pro Style
Defensive Scheme	3-4
Lettermen Returning	43
Lettermen Lost	26
2016 Signees	23
Offensive Starters Returning	6
	Bennett, Callender, Dawkins, Golditch, Stevens, Zerblis
Defensive Starters Returning	3
	Davis, Robinson, Simmons

Colorado State Football Media Contacts

Paul Kirk, Assistant A.D. for Communications
O: (970) 491-5067 | paul.kirk@colostate.edu | @PaulKirk_CSU

Nic Hallisey, Assistant Director of Communications
C: (970) 231-4789 | nic.hallisey@colostate.edu

311 McGraw Athletic Center | Fort Collins, CO 80523

First Year of Football	1893
All-Time Record	511-564-33 (.475)
Home	261-199-11 (.567)
Away	235-345-22 (.405)
Hughes Stadium	145-114-2 (.560)
Conference Championships	15
Mountain West Championships (Last)	3 (2002)
Bowl Appearances (Record)	15 (6-9)
First Appearance	Jan. 1, 1949
Bowl	Raisin Bowl (Fresno, Calif.)
Result	Occidental 21, Colorado A&M 20
Last Appearance	Dec. 29, 2015
Bowl	NOVA Home Loans Arizona Bowl
Result	Nevada 28, Colorado State 23

ATHLETICS COMMUNICATIONS/FOOTBALL CONTACTS

Assistant Athletics Director	Paul Kirk (@PaulKirk_CSU)
Office	(970) 491-5067
Cell	(970) 988-3482
Email	paul.kirk@colostate.edu
Assistant Communications Director	Nic Hallisey
Cell	(970) 231-4789
Email	nic.hallisey@colostate.edu

Athletics Communications Office	(970) 491-5067
Athletics Department	(970) 491-5300
Ticket Office	(970) 491-RAMS (7267)
Hughes Stadium Press Box	(970) 491-8100
	(970) 491-8111

DIRECTIONS

Location: Hughes Stadium is located just west of the CSU campus on Overland Trail.

GPS Address: 2011 S. Overland Trail, Fort Collins, CO 80521

From Denver: From I-25 North, merge onto Prospect Road, via Exit 268, travel west on Prospect Road for approximately 7 miles, turn left on Overland Trail and then turn right into Hughes Stadium parking lots.

From Cheyenne, Wyo.: From I-25 South, merge onto Mulberry St., via Exit 269B, travel west on Mulberry St. for approximately 7 miles, turn left on Overland Trail, turn right into Hughes Stadium parking lots.

COLORADO STATE FOOTBALL



2016 CSU FOOTBALL MEDIA COVERAGE GUIDELINES

We appreciate your coverage of Colorado State Athletics, and look forward to working with you to accommodate you and your organization within the framework of the following media policy. The policies are jointly established by Head Coach Mike Bobo and the Athletics Communications office. For your own benefit, please take a few minutes to read through the policies. Violations of these policies could result in revoked credentials or limitations on access. Please feel free to contact Asst. A.D. for Communications Paul Kirk at (970) 491-4672 or via email at paul.kirk@colostate.edu, at any time with any questions.

Interview access to players and coaches throughout the calendar year is as follows:

General policies

- All interviews with any member of the football program, including Mike Bobo, the coaching and football staffs, and student-athletes, must be coordinated through the Athletics Communications office.
- True freshmen and other student-athletes in their first year in the program are not eligible to be included on the regular interview list.
- Regarding unique subject matter, such as human-interest angles, members of the media are welcome to approach the Communications office at least 48 hours in advance with requests to interview any member of the program, provided the requested individual is not a true-freshman player. Requests approved by Coach Bobo will be granted.
- Members of the media are strictly prohibited from directly contacting any coach, staff member or student-athlete by any means, including text messages, e-mail, phone calls (cell, office or home) or social media, such as Facebook and Twitter, without first approaching the Athletics Communications office.
- For all practices, no live reporting of practice details is permissible, nor live streaming of any method. Upon conclusion of practice, questions based on observations made during the media viewing period may be asked of Coach Bobo, and reported on as answered by the coach.
- Designated student-athletes from the interview list will be made available on specified days during the spring and preseason practice periods (see schedule), and on Tuesdays and Wednesdays during the regular season.
- Head Coach Mike Bobo will be available following most practices. Exceptions include, during preseason camp, night practices on two-practice days.
- All interviews take place inside the McGraw Center/Moby Arena hallways located just inside the southwest Moby Arena doors near the weight room, or the media workroom. Media are not permitted in the football offices, or in the training room, locker room or meeting rooms unless arrangements have been made with the Communications office.
- Media may not photograph or report on individuals or groups participating in workouts outside of organized team sessions within campus practice or competition locations.

Spring practice

- Assistant coaches are available one time each, following practice, on the day designated in the media schedule issued by the Communications department.

Preseason camp

- Coordinators will be made available on Media Day, Aug. 10. No other assistant coach access is available during preseason camp.

Regular-season game weeks

- On Mondays, Head Coach Mike Bobo will conduct a weekly press conference on campus. Bobo will begin speaking at 12 p.m., followed by Offensive Coordinator/Offensive Line Coach Will Friend and Defensive Coordinator/Linebackers Coach Marty English at approximately 12:35 and 12:45.
- Following practice on Tuesday and Wednesday, student-athletes on the interview list will be made available, with either offensive or defensive players being available Tuesday and those from the other side of the ball on Wednesday. Regarding unique subject matter, such as human-interest angles, members of the media are welcome to approach the Communications office at least 48 hours in advance with requests to interview any member of the program, provided the requested individual is not a true-freshman player. Approved requests will be granted, but those interviews need to take place on Tuesday following practice.
- On Wednesday, Bobo will be available following practice.
- Following Wednesday availability, there is no further access to members of the program until the end of the game Saturday, except for contractual broadcast obligations.

Gameday

- Every member of the program must report to the locker room following the game before conducting interviews. Other than network TV and radio obligations, CSU does not allow on-field interviews in the minutes following the game's conclusion.
- Head Coach Mike Bobo and requested players will be available

to the media after a reasonable cooling-off period. Head Coach Mike Bobo will conduct his postgame press conference after a brief cooling-off period, and requested players from the interview list will be made available following Coach Bobo's press conference. Assistant coaches or true freshmen players are not available.

Recruiting period

- Access to Head Coach Mike Bobo will be less regular during this time, from the end of the regular season through signing day, the first Wednesday in February, due to recruiting responsibilities. Assistant coaches are not available during this period.

All other times

- Head Coach Mike Bobo is available either in-person or by phone, by appointment through Assistant A.D. for Communications Paul Kirk (paul.kirk@colostate.edu).
- All assistant coaches are unavailable other than the designated coach at the Monday press conference during regular season game weeks and on each coach's designated day during spring practice. That schedule will be issued prior to the start of spring ball.
- Phone calls (cell, office or home) to any coach, staff member, or student-athlete are strictly prohibited, unless previously arranged through the Athletics Communications office.
- Media should contact the Athletics Communications office, rather than the individual coaches and/or student-athletes, when needing personal contact information, such as phone numbers or e-mail addresses, or contact information for family members and friends where such interviews will enhance a feature story.

Injuries

- At all times throughout the calendar year, including spring practice, Head Coach Mike Bobo will serve as the sole source for injury information. All questions related to injuries should be directed to Bobo, and not to any other member of the program, including athletic trainers, doctors, the injured student-athlete, or his teammates.
- If Bobo is unavailable, please contact Paul Kirk.

Practice guidelines

- All Colorado State football practices are open for the first few periods unless otherwise noted. At a designated time after individual drills have concluded, the remainder of the session will be closed to the media.
- Videography, provided it is not live-streamed, is allowed during the media viewing period, but no sound may be recorded.
- No live reporting of practice details is permissible, nor live streaming of any method. Upon conclusion of practice, questions based on observations made during the media viewing period may be asked of Coach Bobo, and reported on as answered by the coach.
- During the spring, some scrimmages are open to the media. Fall scrimmages are not open.
- All media should remain on the sidelines, standing a safe distance from the boundary to prevent collisions. Also for safety reasons, media are asked to stand rather than sit or kneel, and should either hold personal bags or set them behind a barrier, so they are not a potential injury source for players or the media.

Photography/videography guidelines

- Cameras are restricted from shooting/filming any 11-on-11 period, as well as selected other periods (Athletics Communications staff will notify). Photography must be tight, "iso" shots that do not reveal alignments or strategy.
- No sound may be captured during the shooting of practice video.
- Photographers are allowed to shoot individual drills and group activity as directed by the Athletics Communications staff. No photography is allowed of players receiving treatment from medical staff, or of injured players, whether participating in individual workouts or observing practice.
- Photographers and videographers are not allowed to bring tripods onto the practice field.
- Photographers and videographers should remain on the sidelines, or behind the end lines. They are not permitted in any drill or in close proximity to any team or position-group huddles at any time.
- Photographers should stand a safe distance from the boundary to prevent collisions. Also for safety reasons, photographers are asked to stand rather than sit or kneel, and should either hold personal bags and/or camera equipment, or set them behind a barrier, so they are not a potential injury source for players or the media.
- All posed photo shoots must take place at times arranged prior to the beginning of practice, working through the Athletics Communications office. Posed photo shoots are not permitted during any practice.

Telephone interviews

- Head Coach Mike Bobo is available for phone interviews as time permits. Media should call to make an appointment through Paul Kirk (paul.kirk@colostate.edu).
- Phone calls (cell, office or home) to any coach or student-athlete

are strictly prohibited, unless previously arranged through the athletic Communications office.

- Media should contact the Athletics Communications office, rather than the individual coaches and/or student-athletes, when needing personal contact information, such as phone numbers or e-mail addresses.

CSURams.com/social media

- The official Web site of Colorado State athletics is CSURams.com, featuring the latest news, information, statistics, and rosters for all of the Rams' 16 athletic programs. Rams fans worldwide can also listen to the live play-by-play coverage offered by the Colorado State Sports Network through the website, and can watch livestreamed video of most home events. Fans can click on www.CSURams.com, then click on the schedule pages to access the radio broadcast for live radio coverage of football, volleyball and men's and women's basketball. For video, click "Watch Online." News also will be disseminated via the Colorado State football program's official twitter account, @CSUFootball, as well as the general athletics account, @CSUathletics, and Asst. A.D. for Communications Paul Kirk (@PaulKirk_CSU).

Media credentials

- Credentials must be requested through Paul Kirk in writing at least seven days in advance of an event. Approved requests will be mailed or can be picked up in the Communications office, or at the game.

Photographer credentials

- Photo credentials are issued only to accredited photographers. Passes must be displayed at all times. All photographers must remain outside the 25-yard lines on both sides of the field.

Game-day services

- A pregame luncheon is served 90 minutes prior to kickoff in the press box. In-game services include statistics and play-by-play information following each quarter and notes and statistics following the conclusion of the game.
- Hughes Stadium offers complimentary wireless Internet access. Check the seat-assignment label on press row for access information.
- The south tunnel contains a small photographer workroom with a table, chairs and several hard-line, high-speed Internet connections.

Parking

- Media parking is available at Sonny Lubick Field at Hughes Stadium in selected lots. Please contact the CSU Communications office to request a Hughes Stadium parking pass.
- Access to the parking lot immediately west of the McGraw Center will require an "A" permit from 7:30 a.m. to 4 p.m. weekdays. A limited number of single-day passes are available through the Communications office. Annual permits can be purchased through the Office of Parking Management Web site: <http://pts.colostate.edu>.
- The CSU Communications office will provide complimentary annual passes to this lot for select media organizations and members of the press who demonstrate a consistent willingness to cover the Rams. Those passes are not replaceable and should be treated like cash.

Stadium directions/will call

- Sonny Lubick Field at Hughes Stadium is located three miles west of the central campus at the base of the Rocky Mountain foothills, below the "Aggie A." The stadium is just south of Prospect on Overland Trail. From I-25, media should take the Prospect exit west to the mountains, then turn left on Overland Trail. Press box access is on the west side of the stadium via elevator to the fourth level.
- Ticket will call is located at the southwest corner of the south tunnel parking lot. There is no separate media will call. Provided arrangements are made in advance, passes will be left at the ticket will-call location.

Video highlights

- Please contact the CSU Athletics Communications office to request video highlights. Broadcast-quality video highlights and soundbites will be emailed to media frequently throughout the year by the Athletics Communications staff.

Weekly releases

- The weekly news release will be available by approximately 12 noon each Monday during the season on the school's official Web site, CSURams.com. News releases are also e-mailed to media outlets upon request, and available via Twitter at @CSU-Football.

Colorado State media email list

- To receive email updates on the Rams, e-mail Paul Kirk at paul.kirk@colostate.edu with a message stating that you would like to receive the news releases via e-mail.

COLORADO STATE FOOTBALL



COLORADO

Date	Opponent	Time (MT)
Sept. 2	vs. Colorado State	W, 44-7
Sept. 10	Idaho State	W, 56-7
Sept. 17	at #5/4 Michigan	L, 45-28
Sept. 24	at Oregon	W, 41-38
Oct. 1	Oregon State	W, 47-6
Oct. 8	at Southern California	L, 21-17
Oct. 15	#24/NR Arizona State	W, 40-16
Oct. 22	at Stanford	W, 10-5
Nov. 3	UCLA	W, 20-10
Nov. 12	at Arizona	W, 49-24
Nov. 19	#20/20 Washington State	TBA
Nov. 26	Utah	TBA

UTSA

Date	Opponent	Time (CT)
Sept. 3	Alabama State	W, 26-13
Sept. 10	at Colorado State	L, 23-14
Sept. 17	Arizona State	L, 32-28
Sept. 24	at Old Dominion	L, 33-19
Oct. 8	Southern Miss	W, 55-32
Oct. 15	at Rice	W, 14-13
Oct. 22	UTEP	L, 52-49
Oct. 29	NORTH Texas	W, 31-17
Nov. 5	at Middle Tennessee	W, 45-25
Nov. 12	at Louisiana Tech	L, 63-35
Nov. 19	at #22/23 Texas A&M	10 a.m.
Nov. 26	Charlotte	5 p.m.

NORTHERN COLORADO

Date	Opponent	Time (MT)
Sept. 3	Rocky Mountain College	W, 56-27
Sept. 10	at Abilene Christian	W, 55-52
Sept. 17	at Colorado State	L, 47-21
Oct. 1	Northern Arizona	W, 21-18
Oct. 8	at Eastern Washington	L, 49-31
Oct. 15	at UC Davis	L, 34-21
Oct. 22	Sacramento State	W, 27-19
Oct. 29	at Portland State	W, 56-49
Nov. 5	North Dakota	L, 23-13
Nov. 12	Montana	W, 28-25
Nov. 19	at Cal Poly	5 p.m.

MINNESOTA

Date	Opponent	Time (CT)
Sept. 1	Oregon State	W, 30-23
Sept. 10	Indiana State	W, 58-28
Sept. 24	Colorado State	W, 31-24
Oct. 1	at Penn State	L, 29-26
Oct. 8	Iowa	L, 14-7
Oct. 15	at Maryland	W, 31-10
Oct. 22	Rutgers	W, 34-32
Oct. 29	at Illinois	W, 40-17
Nov. 5	Purdue	W, 44-31
Nov. 12	at #20/21 Nebraska	L, 24-17
Nov. 19	Northwestern	1:30 p.m.
Nov. 26	at Wisconsin	TBA

WYOMING

Date	Opponent	Time (MT)
Sept. 3	Northern Illinois	W, 40-34 (3OT)
Sept. 10	at Nebraska	L, 52-17
Sept. 17	UC Davis	W, 45-22
Sept. 24	at Eastern Michigan	L, 27-24
Oct. 1	at Colorado State	W, 38-17
Oct. 8	Air Force	W, 35-26
Oct. 22	at Nevada	W, 42-34
Oct. 29	#13/13 Boise State	W, 30-28
Nov. 5	Utah State	W, 52-28
Nov. 12	at UNLV	L, 69-66 (3OT)
Nov. 19	#25/24 San Diego State	1:30 p.m.
Nov. 26	at New Mexico	TBA

UTAH STATE

Date	Opponent	Time (MT)
Sept. 1	Weber State	W, 45-6
Sept. 10	at Southern California	L, 45-7
Sept. 17	Arkansas State	W, 34-20
Sept. 24	Air Force	L, 27-20
Oct. 1	at #NR/24 Boise State	L, 21-10
Oct. 8	at Colorado State	L, 31-24
Oct. 22	Fresno State	W, 38-20
Oct. 29	San Diego State	L, 40-13
Nov. 5	at Wyoming	L, 52-28
Nov. 12	New Mexico	L, 24-21
Nov. 19	at Nevada	2 p.m.
Nov. 26	at BYU	TBA

BOISE STATE

Date	Opponent	Time (MT)
Sept. 3	at Louisiana-Lafayette	W, 45-10
Sept. 10	Washington State	W, 31-28
Sept. 24	at Oregon State	W, 38-24
Oct. 1	Utah State	W, 21-10
Oct. 8	at New Mexico	W, 49-21
Oct. 15	Colorado State	W, 28-23
Oct. 20	BYU	W, 28-27
Oct. 29	at Wyoming	L, 30-28
Nov. 5	San José State	W, 45-31
Nov. 12	at Hawai'i	W, 52-16
Nov. 18	UNLV	7 p.m.
Nov. 26	at Air Force	1:30 p.m.

UNLV

Date	Opponent	Time (PT)
Sept. 1	Jackson State	W, 63-13
Sept. 10	at UCLA	L, 42-21
Sept. 17	at Central Michigan	L, 44-21
Sept. 24	Idaho	L, 33-30
Oct. 1	Fresno State	W, 45-20
Oct. 8	at San Diego State	L, 26-7
Oct. 15	at Hawai'i	W, 41-38
Oct. 22	Colorado State	L, 42-23
Oct. 29	at San José State	L, 30-24
Nov. 12	Wyoming	W, 69-66
Nov. 18	at #23/22 Boise State	7 p.m.
Nov. 26	Nevada	TBA

FRESNO STATE

Date	Opponent	Time (PT)
Sept. 3	at Nebraska	L, 43-10
Sept. 10	Sacramento State	W, 31-3
Sept. 17	at Toledo	L, 52-17
Sept. 24	Tulsa	L, 48-41
Oct. 1	at UNLV	L, 45-20
Oct. 8	at Nevada	L, 27-22
Oct. 15	San Diego State	L, 17-3
Oct. 22	at Utah State	L, 38-20
Oct. 29	Air Force	L, 31-21
Nov. 5	at Colorado State	L, 37-0
Nov. 19	Hawai'i	5 p.m.
Nov. 26	San José State	1:30 p.m.

AIR FORCE

Date	Opponent	Time (MT)
Sept. 3	Abilene Christian	W, 37-21
Sept. 10	Georgia State	W, 48-14
Sept. 24	at Utah State	W, 27-20
Oct. 1	Navy	W, 28-14
Oct. 8	at Wyoming	L, 35-26
Oct. 15	New Mexico	L, 45-40
Oct. 22	Hawai'i	L, 34-27
Oct. 29	at Fresno State	W, 31-21
Nov. 5	at Army	W, 31-12
Nov. 12	Colorado State	W, 49-46
Nov. 19	at San José State	8:30 p.m.
Nov. 26	Boise State	1:30 p.m.

NEW MEXICO

Date	Opponent	Time (MT)
Sept. 3	South Dakota	W, 48-21
Sept. 10	at New Mexico State	L, 32-31
Sept. 17	at Rutgers	L, 37-28
Oct. 1	San José State	W, 48-41
Oct. 8	#19/19 Boise State	L, 49-21
Oct. 15	at Air Force	W, 45-40
Oct. 22	Louisiana Monroe	W, 59-17
Oct. 29	at Hawai'i	W, 28-21
Nov. 5	Nevada	W, 35-26
Nov. 12	at Utah State	W, 24-21
Nov. 19	at Colorado State	8:15 p.m.
Nov. 26	Wyoming	TBA

SAN DIEGO STATE

Date	Opponent	Time (PT)
Sept. 3	New Hampshire	W, 31-0
Sept. 10	California	W, 45-40
Sept. 17	at Northern Illinois	W, 42-28
Oct. 1	at South Alabama	L, 42-24
Oct. 8	UNLV	W, 26-7
Oct. 15	at Fresno State	W, 17-3
Oct. 22	San José State	W, 42-3
Oct. 29	at Utah State	W, 40-13
Nov. 5	Hawai'i	W, 55-0
Nov. 12	at Nevada	W, 36-16
Nov. 19	at Wyoming	1:30 p.m.
Nov. 26	Colorado State	7 p.m.

MOUNTAIN WEST STANDINGS

Mountain

Team	MW	Pct.	Overall	Pct.
Boise State	5-1	.833	9-1	.900
Wyoming	5-1	.833	7-3	.700
New Mexico	5-1	.833	7-3	.700
Colorado State	3-3	.500	5-5	.500
Air Force	3-3	.500	7-3	.700
Utah State	1-6	.143	3-7	.300

West

Team	MW	Pct.	Overall	Pct.
San Diego State	6-0	1.000	9-1	.900
UNLV	3-3	.500	4-6	.400
Hawai'i	3-4	.429	4-7	.364
San José State	2-5	.286	3-7	.300
Nevada	1-5	.167	3-7	.300
Fresno State	0-6	.000	1-9	.100

RAMS IN THE MW RANKINGS

Scoring Offense	29.7	7
Scoring Defense	27.2	4
Passing Offense	235.3	2
Passing Defense	202.8	5
Rushing Offense	197.6	6
Rushing Defense	207.8	8
Total Offense	432.9	6
Total Defense	410.6	6
Kickoff Return Average	21.0	7
Punt Return Average	4.6	9
Kickoff Net Average	41.6	3
Punting	41.1	2
Turnover Margin	0	7
Sacks By	24	3
Sacks Against	12	4
First Downs	221	4
Opponent First Downs	204	4
Pass Efficiency	140.9	5
Pass Defense Efficiency	134.9	5
Third-Down Conversions	41.4	7
Opponent Third-Down Conversions	50.6	11
Fourth-Down Conversions	59.1	3
Opponent Fourth-Down Conversions	35.3	2
Penalty Yards Per Game	47.2	5
Opponent Penalty Yards Per Game	44.2	9
Red Zone Offense	92.7	1
Red Zone Defense	91.9	10
Field Goals	73.3	8
PAT Kicking	94.4	11
Time Of Possession	29:53	6
On-Side Kick Success	66.7	3
On-Side Kicks Allowed	0.0	T-1

MW PLAYERS OF THE WEEK

WEEK	PLAYERS (Offense, Defense, Special Teams)
1	Josh Allen (WYO), Dakota Cox (UNM), Jason Sanders (UNM)
2	Donnel Pumphrey (SDSU), Tyler Horton (BSU), Rashaad Penny (SDSU)
3	Donnel Pumphrey (SDSU), Brock Carmen (USU), Tanner Blain (SDSU)
4	Jeremy McNichols (BSU), Haji Dunn (AFA), Sean Wale (BSU)
5	Jeremy McNichols (BSU), Andrew Wingard (WYO), Steve Brosy (AFA)
6	Brett Rypien (BSU), Kevin Davis (CSU), Rigoberto Sanchez (UH)
7	Jeremy McNichols (BSU), Tau Lotulelei (UNLV), Elijah Lilly (UNM)
8	Brian Hill (WYO), Jahlani Tavai (UH), David Moa (BSU)
9	Jacob Hollister (WYO), Chase Appleby (WYO), John Baron (SDSU)
10	Josh Allen (WYO), Logan Wilson (WYO), Corey Bojorquez (UNM)
11	K. Palandech (UNLV), T. McTyler (UNLV), J. Sanders (UNM)

COLORADO STATE FOOTBALL



Colorado State Rams 2016 Depth Chart – Week 11

OFFENSE		DEFENSE		SPECIALISTS	
QB		LDE		PR	
7	Nick Stevens, 6-3, 200, JR*	94	Darnell Thompson, 6-4, 270, JR	89	Robert Ruiz, 5-10, 170, SR*
5	Faton Bauta, 6-2, 220, SR*	97	Toby McBride, 6-3, 245, FR	5	Tyree Simmons, 5-11, 190, SR
RB		NT		KR	
1	Dalyn Dawkins, 5-9, 175, JR*	92	Josh Lovingood, 6-4, 290, JR	1	Dalyn Dawkins, 5-9, 175, JR*
35	Izzy Matthews, 6-0, 210, SO	56	O'Shea Jackson, 6-1, 305, FR*	8	Detrich Clark, 5-10, 180, JR
25	Marvin Kinsey, Jr., 6-1, 190, FR	93	Justin Nunez, 6-4, 305, FR*	89	Robert Ruiz, 5-10, 170, SR*
WR		DT		LS	
81	Olabisi Johnson, 6-0, 190, SO	91	Jakob Buys, 6-4, 265, JR*	58	Trent Sieg, 6-4, 230, JR*
14	Anthony Hawkins, 5-10, 185, FR	98	Johnny Schupp, 6-5, 290, SR*	59	Nathan Lucas, 6-2, 230, SO*
WR		95	Richard King, 6-4, 260, FR*	H	
4	Michael Gallup, 6-1, 195, JR	Buck LB		49	Hayden Hunt, 6-0, 220, SR*
88	Elroy Masters, Jr., 6-2, 215, JR*	43	Evan Colorito, 6-4, 245, JR*	5	Faton Bauta, 6-2, 220, SR*
19	Sammie Long IV, 6-3, 195, JR*	36	Bryan Ohene-Gyeni, 6-2, 225, SR*	P	
FL		54	Arjay Jean, 6-4, 230, FR	49	Hayden Hunt, 6-0, 220, SR*
89	Robert Ruiz, 5-10, 170, SR*	SLB		96	Wyatt Bryan, 6-1, 175, SO*
8	Detrich Clark, 5-10, 180, JR	15	Kiel Robinson, 6-2, 225, JR*	K	
23	Marcus Wilson, 5-10, 190, SO*	52	Tre Thomas, 6-2, 215, SO*	96	Wyatt Bryan, 6-1, 175, SO* <u>OR</u>
TE		MLB		83	Braxton Davis, 6-0, 170, SO
32	Nolan Peralta, 6-3, 245, SR*	55	Josh Watson, 6-2, 235, SO*	KO	
9	Danny Nwosu, 6-3, 245, SR*	42	Patrick Elsenbast, 6-0, 210, JR*	83	Braxton Davis, 6-0, 170, SO <u>OR</u>
30	Dalton Fackrell, 6-4, 240, JR	WLB		37	Tavis Guerra, 5-11, 195, SO <u>OR</u>
LT		33	Kevin Davis, 6-2, 240, SR	96	Wyatt Bryan, 6-1, 175, SO*
76	Nick Callender, 6-6, 325, SR*	44	Deshon Mayes, 6-2, 215, JR*	<i>* has redshirted</i>	
60	Trae Moxley, 6-6, 325, JR*	LCB			
LG		10	Kevin Nutt, Jr., 5-10, 190, JR		
55	Paul Thurston, 6-5, 300, SR*	2	Robert Awunganyi, 6-0, 170, FR		
51	Colby Meeks, 6-3, 305, SO	11	Jordon Vaden, 6-3, 195, SR*		
C		RCB			
77	Jake Bennett, 6-3, 290, JR*	5	Tyree Simmons, 5-11, 190, SR		
51	Colby Meeks, 6-3, 305, SO	17	Shun Johnson, 5-11, 170, JR		
RG		SS			
54	Fred Zerblis, 6-2, 305, SR*	8	Jake Schlager, 5-11, 195, JR*		
71	Jeff Taylor, 6-1, 305, FR	29	Justin Sweet, 5-10, 190, JR*		
RT		FS			
61	Zack Golditch, 6-5, 295, JR*	18	Braylin Scott, 6-3, 185, SO		
65	Christian Montes, 6-4, 290, SR*	20	Jamal Hicks, 6-1, 175, FR		

COLORADO STATE FOOTBALL



ALPHABETICAL

No.	Name	Pos.	Ht.	Wt.	Yr.	Exp.	Hometown (Prev. School)
70	Archuleta, Alonso	OL	6-2	330	Fr.	HS	Johnstown, Colo. (Roosevelt HS)
2	Awunganyi, Robert	DB	6-0	170	Fr.	HS	Riverside, Calif. (John Burroughs HS)
27	Bares, Jack	DB	5-9	170	So.*	VR	Ranch Santa Margarita, Calif. (Tesoro HS)
5	Bauta, Faton	QB	6-2	220	Sr.*	TR	Brooklyn, N.Y. (Georgia)
77	Bennett, Jake	OL	6-3	290	Jr.*	2L	Lakewood, Colo. (Bear Creek HS)
70	Benson, Jordan	OL	6-3	260	So.*	VR	Blue Springs, Mo. (Blue Springs HS)
18	Birrell, Chandler	WR	6-0	190	Fr.	HS	Peachtree City, Ga. (McIntosh HS)
28	Boddie, Rashaad	RB	6-0	225	Fr.	HS	Sammamish, Wash. (Skyline HS)
5	Bohm, Jared	FB	5-10	210	Fr.	HS	Fort Morgan, Colo. (Fort Morgan HS)
96	Bryan, Wyatt	K	6-1	175	So.*	1L	Larkspur, Colo. (Douglas County HS)
91	Buys, Jakob	DL	6-4	265	Jr.*	2L	Arvada, Colo. (Ralston Valley HS)
76	Callender, Nick	OL	6-6	325	Sr.*	2L	Hayward, Calif. (St. Mary's College HS)
23	Carnessale, Dante	DB	5-11	160	Fr.	HS	El Cajon, Calif. (Valhalla HS)
8	Clark, Detrich	WR	5-10	180	Jr.	TR	Montezuma, Ga. (Eastern Arizona JC)
12	Clyburn, Deonte	LB	6-0	235	Sr.	3L	Louisville, Ky. (Saint Xavier HS)
4	Colon, Christian	DL	6-3	335	Fr.	HS	Charlotte, N.C. (Independence HS)
43	Colorito, Evan	LB	6-4	245	Jr.*	2L	Beaverton, Ore. (Beaverton HS)
51	Copeland II, Pierre	LB	6-1	205	Jr.*	2L	Colorado Springs, Colo. (Vista Ridge HS)
83	Davis, Braxton	K	6-0	170	So.	1L	Fort Collins, Colo. (Poudre HS)
33	Davis, Kevin	LB	6-2	240	Sr.	3L	Fountain, Colo. (Fountain-Fort Carson HS)
1	Dawkins, Dalyn	RB	5-9	175	Jr.*	1L	Louisville, Ky. (Purdue)
67	DeLine, Joe	K	6-0	190	Fr.	HS	Steamboat Springs, Colo. (Steamboat Springs HS)
39	Donnelly, Hunter	LB	6-1	200	Fr.	HS	Arlington, Texas (James Martin HS)
49	Donohue, Connor	DB	6-1	185	Fr.	HS	Diamond Bar, Calif. (Diamond Bar HS)
16	Drachslin, Chandler	QB	6-3	195	Fr.*	RS	Riverside, Calif. (Riverside Polytechnic HS)
42	Dunkelman, Charles	FB	5-10	230	Fr.	HS	Loveland, Colo. (Loveland HS)
42	Elsenbast, Patrick	LB	6-0	210	Jr.*	1L	Littleton, Colo. (Chatfield HS)
30	Fackrell, Dalton	TE	6-4	240	Jr.	TR	South Jordan, Utah (Snow College)
40	Falls, Justin	LB	5-10	195	So.*	RS	Denver, Colo. (Southern Utah)
99	Foster, Colton	DL	6-3	295	So.*	1L	Bakersfield, Calif. (Frontier HS)
80	Freismuth, John	WR	6-5	210	So.*	VR	Loveland, Colo. (Loveland HS)
39	Fulton, Brenden	WR	5-9	170	Fr.*	RS	Greeley, Colo. (Northridge HS)
4	Gallup, Michael	WR	6-1	195	Jr.	TR	Monroe, Ga. (Butler County CC)
74	Gaoa, Salofi	OL	6-6	285	Fr.*	RS	Fort Collins, Colo. (Rocky Mountain HS)
72	Garcia, Nicho	OL	6-5	300	Jr.	TR	Overland Park, Kan. (Highland CC)
34	Giusti, Anthony	LB	6-0	220	So.	TR	Novato, Calif. (City College of San Francisco)
61	Golditch, Zack	OL	6-5	295	Jr.*	1L	Aurora, Colo. (Gateway HS)
30	Grauberger, Jack	DB	6-1	180	Fr.	HS	Fort Collins, Colo. (Fort Collins HS)
37	Guerra, Tavis	K	5-11	195	So.	TR	Whittier, Calif. (Fullerton College)
87	Harker, Conrad	TE	6-8	265	Fr.*	TR	Lincoln, Neb. (Oklahoma State)
14	Hawkins, Anthony	WR	5-10	185	Fr.	HS	Arlington, Texas (Bowie HS)
22	Haynes, Houston	DB	6-4	205	Jr.*	TR	Palmdale, Calif. (Pierce CC)
20	Hicks, Jamal	DB	6-1	175	Fr.	HS	Gardena, Calif. (Narbonne HS)
15	Hill, Collin	QB	6-5	210	Fr.	HS	Moore, S.C. (Dorman HS)
49	Hunt, Hayden	P	6-0	220	Sr.*	3L	Long Beach, Calif. (Long Beach Polytechnic HS)
56	Jackson, O'Shea	DL	6-1	305	Fr.*	RS	Arlington, Texas (Martin HS)
54	Jean, Arjay	DL	6-4	230	Fr.	HS	North Miami Beach, Fla. (St. Thomas Aquinas HS)
81	Johnson, Olabisi	WR	6-0	190	So.	1L	Lakewood, Colo. (Bear Creek HS)
17	Johnson, Shun	DB	5-11	170	Jr.	2L	Denver, Colo. (Denver South HS)
28	Jones, Devin	DB	5-10	165	So.*	VR	Vallejo, Calif. (Woodland HS)
90	Jordan, Brett	TE	6-4	275	Jr.*	VR	Houston, Texas (Bellaire HS)
95	King, Richard	DL	6-4	260	Fr.*	RS	Aurora, Colo. (Rangeview HS)
25	Kinsey Jr., Marvin	RB	6-1	190	Fr.	HS	Atlanta, Ga. (Riverwood HS)
40	Lewis, Johnathan	RB	6-0	195	So.*	VR	La Porte, Texas (La Porte HS)
19	Long IV, Sammie	WR	6-3	195	Jr.*	2L	Lakewood, Wash. (Lakes HS)
92	Lovingood, Josh	DL	6-4	310	Jr.	2L	Fresno, Calif. (Clovis North HS)
59	Lucas, Nathan	LS	6-2	230	So.*	VR	Colorado Springs, Colo. (Pine Creek HS)
88	Masters Jr., Elroy	WR	6-2	215	Jr.*	2L	Peoria, Ariz. (Sunrise Mountain HS)
35	Matthews, Izzy	RB	6-0	210	So.	1L	Redding, Calif. (Enterprise HS)
6	May, Darius	RB	6-1	190	Fr.	HS	New Orleans, La. (McDonogh 35 HS)
44	Mayes, Deshon	LB	6-2	215	Jr.*	RS	Arvada, Colo. (Glendale (Ariz.) CC)
97	McBride, Toby	DL	6-3	245	Fr.	HS	Fort Morgan, Colo. (Fort Morgan HS)
68	McCullough, Jackson	OL	6-6	280	Fr.	HS	San Diego, Calif. (Cathedral Catholic HS)
31	McDonald, Max	LB	6-1	220	Fr.	HS	Fort Collins, Colo. (Rocky Mountain HS)
51	Meeks, Colby	OL	6-3	305	So.	1L	Orlando, Fla. (Dr. Phillips HS)
65/86	Montes, Christian	OL	6-4	290	Sr.*	VR	Garden Grove, Calif. (Golden West College)
60	Moxley, Trae	OL	6-6	325	Jr.*	2L	Carbondale, Colo. (Roaring Fork HS)

NUMERIC

No.	Name	Pos.
1	Dawkins, Dalyn	RB
2	Awunganyi, Robert	DB
3	Whitner, A'Keithon	DB
4	Colon, Christian	DL
4	Gallup, Michael	WR
5	Bauta, Faton	QB
5	Bohm, Jared	FB
5	Simmons, Tyree	DB
6	May, Darius	RB
7	Stevens, Nick	QB
7	Taylor, Demontrie	DB
8	Clark, Detrich	WR
8	Schlager, Jake	DB
9	Nwosu, Danny	TE
10	Kevin Nutt, Jr.	DB
10	Robles, J.C.	QB
11	Vaden, Jordon	DB
12	Clyburn, Deonte	LB
13	Sutton, Trey	LB
14	Hawkins, Anthony	WR
15	Hill, Collin	QB
15	Robinson, Kiel	LB
16	Drachslin, Chandler	QB
16	Vargas, Jason	WR
17	Johnson, Shun	DB
18	Birrell, Chandler	WR
18	Scott, Braylin	DB
19	Long IV, Sammie	WR
20	Hicks, Jamal	DB
22	Haynes, Houston	DB
23	Carnessale, Dante	DB
23	Wilson, Marcus	WR
24	Peters, Bryce	RB
25	Kinsey Jr., Marvin	RB
26	Ryan, Tim	DB
27	Bares, Jack	DB
27	Smith, Trey	WR
28	Boddie, Rashaad	RB
28	Jones, Devin	DB
29	Sweet, Justin	DB
30	Fackrell, Dalton	TE
30	Grauberger, Jack	DB
31	McDonald, Max	LB
32	Peralta, Nolan	TE
33	Davis, Kevin	LB
34	Giusti, Anthony	LB
35	Matthews, Izzy	RB
36	Ohene-Gyeni, Bryan	LB
37	Guerra, Tavis	K
38	Romary, Wesley	WR
39	Donnelly, Hunter	LB
39	Fulton, Brenden	WR
40	Falls, Justin	LB
40	Lewis, Johnathan	RB
41	Williams, Eric	DB
42	Dunkelman, Charles	FB
42	Elsenbast, Patrick	LB
43	Colorito, Evan	LB
44	Mayes, Deshon	LB
45	Ryken, Nate	FB
46	Prentice, Adam	FB
47	Osborn, Levi	WR
47	Smith, Anthony	DL
49	Donohue, Connor	DB
49	Hunt, Hayden	P
51	Copeland II, Pierre	LB
51	Meeks, Colby	OL

COLORADO STATE FOOTBALL



No.	Name	Pos.	Ht.	Wt.	Yr.	Exp.	Hometown (Prev. School)	No.	Name	Pos.
93	Nunez, Justin	DL	6-4	305	Fr.*	RS	Red Bluff, Calif. (Red Bluff HS)	52	Thomas, Tre	LB
10	Nutt Jr., Kevin	DB	5-10	190	Jr.	2L	Fresno, Calif. (Edison HS)	53	Smith, Caleb	DL
9	Nwosu, Danny	TE	6-3	245	Sr.*	3L	Washington, D.C. (Dunbar HS)	54	Jean, Arjay	DL
36	Ohene-Gyeni, Bryan	LB	6-2	225	Sr.*	3L	Arlington, Texas (Mansfield Summit HS)	54	Zerblis, Fred	OL
47	Osborn, Levi	WR	5-9	175	Jr.*	RS	West Covina, Calif. (Mt. San Antonio College)	55	Thurston, Paul	OL
82	Pannunzio, Isiah	TE	6-2	220	Fr.	HS	Pueblo, Colo. (Pueblo South HS)	55	Watson, Josh	LB
32	Peralta, Nolan	TE	6-3	240	Sr.*	3L	Murrieta, Calif. (Elsinore HS)	56	Jackson, O'Shea	DL
24	Peters, Bryce	RB	5-10	210	Jr.*	VR	Houston, Texas (Cypress Falls HS)	58	Sieg, Trent	LS
46	Prentice, Adam	FB	6-0	230	Fr.*	RS	Fresno, Calif. (Clovis HS)	59	Lucas, Nathan	LS
73	Rivera, Tomas	OL	6-6	330	Sr.*	2L	Long Beach, Calif. (Long Beach Polytechnic HS)	60	Moxley, Trae	OL
85	Robinson, Adrian	DL	6-5	250	Jr.*	VR	Charlotte, N.C. (Charlotte Christian HS)	61	Golditch, Zack	OL
15	Robinson, Kiel	LB	6-2	225	Jr.*	2L	San Marcos, Calif. (Mission Hills HS)	65/86	Montes, Christian	OL
10	Robles, J.C.	QB	6-5	215	Fr.*	RS	Visalia, Calif. (El Diamante HS)	67	DeLine, Joe	K
38	Romary, Wesley	WR	6-1	185	Fr.	HS	McLean, Va. (McLean HS)	68	McCullough, Jackson	OL
89	Ruiz, Robert	WR	5-10	170	Sr.*	3L	El Cajon, Calif. (Valhalla HS)	70	Archuleta, Alonso	OL
26	Ryan, Tim	DB	5-10	195	Fr.	HS	Boulder, Colo. (McLennan CC)	70	Benson, Jordan	OL
45	Ryken, Nate	FB	6-1	240	So.*	VR	Berthoud, Colo. (Berthoud HS)	71	Taylor, Jeff	OL
8	Schlager, Jake	DB	5-11	195	Jr.*	2L	McCook, Neb. (McCook HS)	72	Garcia, Nicho	OL
83	Schmidt, Landon	WR	5-9	170	Fr.	HS	Windsor, Colo. (Windsor, HS)	73	Rivera, Tomas	OL
98	Schupp, Johnny	DL	6-5	290	Sr.*	3L	Vacaville, Calif. (Vacaville HS)	74	Gaoa, Salofi	OL
18	Scott, Braylin	DB	6-3	185	So.	1L	Bakersfield, Calif. (Liberty HS)	76	Callender, Nick	OL
58	Sieg, Trent	LS	6-3	230	Jr.*	2L	Eaton, Colo. (Eaton HS)	77	Bennett, Jake	OL
5	Simmons, Tyree	DB	5-11	190	Sr.	3L	Gardena, Calif. (Gardena HS)	80	Freismuth, John	WR
47	Smith, Anthony	DL	6-2	265	Fr.	HS	Las Vegas, Nev. (Desert Pines HS)	81	Johnson, Olabisi	WR
53	Smith, Caleb	DL	6-3	255	So.*	RS	Inglewood, Calif. (Santa Monica HS)	82	Pannunzio, Isiah	TE
27	Smith, Trey	WR	6-0	190	So.*	VR	Castle Rock, Colo. (Douglas County HS)	82	Tennant, Alex	WR
7	Stevens, Nick	QB	6-3	200	Jr.*	2L	Murrieta, Calif. (Vista Murrieta HS)	83	Davis, Braxton	K
13	Sutton, Trey	LB	6-0	230	Fr.	HS	Miami, Fla. (Westminster Christian HS)	83	Schmidt, Landon	WR
29	Sweet, Justin	DB	5-10	185	Jr.*	2L	Las Vegas, Nev. (Bishop Gorman HS)	84	Williams, Xavier	WR
7	Taylor, Demontrie	DB	5-10	190	So.*	1L	Denton, Texas (Guyer HS)	85	Robinson, Adrian	DL
71	Taylor, Jeff	OL	6-1	305	Fr.	HS	Jonesboro, Ga. (Jonesboro HS)	87	Harker, Conrad	TE
82	Tennant, Alex	WR	6-3	180	Fr.*	TR	Littleton, Colo. (Montana State)	88	Masters Jr., Elroy	WR
52	Thomas, Tre	LB	6-2	215	So.*	1L	Denver, Colo. (Overland HS)	89	Ruiz, Robert	WR
94	Thompson, Darnell	DL	6-4	270	Jr.	VR	Raleigh, N.C. (Highland (Kan.) CC)	90	Jordan, Brett	TE
55	Thurston, Paul	OL	6-5	300	Sr.*	TR	Arvada, Colo. (Nebraska)	91	Buys, Jakob	DL
11	Vaden, Jordan	DB	6-3	195	Sr.*	3L	Henderson, Colo. (Prairie View HS)	92	Lovingood, Josh	DL
16	Vargas, Jason	WR	6-1	200	Fr.	HS	Flushing, N.Y. (Holy Cross HS)	93	Nunez, Justin	DL
55	Watson, Josh	LB	6-2	235	So.*	1L	Blue Springs, Mo. (Blue Springs South HS)	94	Thompson, Darnell	DL
3	Whitner, A'Keithon	DB	5-11	190	Jr.	TR	Mechanicsville, Ga. (Eastern Arizona JC)	95	King, Richard	DL
41	Williams, Eric	DB	5-9	200	Sr.	3L	Castle Rock, Colo. (Rock Canyon HS)	96	Bryan, Wyatt	K
84	Williams, Xavier	WR	6-3	200	Jr.*	2L	San Diego, Calif. (Cathedral Catholic HS)	97	McBride, Toby	DL
23	Wilson, Marcus	WR	5-10	190	So.*	VR	Aurora, Colo. (Valor Christian HS)	98	Schupp, Johnny	DL
54	Zerblis, Fred	OL	6-2	305	Sr.*	3L	Grayson, Ga. (Grayson HS)	99	Foster, Colton	DL

* Indicates player has utilized a redshirt season

Coaching Staff

Mike Bobo - Head Coach

Will Friend - Offensive Coordinator/Offensive Line

Marty English - Defensive Coordinator/Linebackers

Jamie Bryant - Special Teams Coordinator/Safeties

Bryan Applewhite - Running Backs

Joe Cox - Tight Ends

Terry Fair - Cornerbacks

Ronnie Letson - Quarterbacks

Ricky Logo - Defensive Line

Alvis Whitted - Wide Receivers

Ryan Davis - Head Football Strength & Conditioning

Ricky Santo - Offensive Quality Control

Andrew Dodge - Defensive Quality Control

Heath Pulver - Special Teams Quality Control

John Faircloth - Defensive Graduate Assistant

George Helow - Defensive Graduate Assistant

Kevin O'Brien - Offensive Graduate Assistant

Doug Saylor - Offensive Graduate Assistant

Joe Hansley - Quality Control

John Michael Clay - Assistant Strength & Conditioning Coach

Michael Ray - Assistant Strength & Conditioning

Joe McKay - Strength & Conditioning Graduate Assistant

Mike Stacchiotti - Strength & Conditioning Graduate Assistant

Tom Ehlers - Director of Operations

Anthony Hill - Director of Player Development & Community/Alumni Relations

Geoff Martzen - Director of Player Personnel

Leah Knight - Assistant Director of Operations