



# COLORADO STATE

## FOOTBALL

15 CONFERENCE CHAMPIONSHIPS | 14 BOWL GAME APPEARANCES | 45 WEEKS IN THE POLLS SINCE 1994 | 23 ALL-AMERICANS  
245 FIRST-TEAM ALL-CONFERENCE SELECTIONS | 3 COLLEGE FOOTBALL HALL OF FAME SELECTIONS | 1 JIM THORPE AWARD WINNER

### 2015 SCHEDULE



Saturday, Sept. 5 • Fort Collins, Colo.  
**SAVANNAH STATE**  
W, 65-13



Saturday, Sept. 12 • Fort Collins, Colo.  
**MINNESOTA**  
L, 23-20 (OT)



Saturday, Sept. 19 • Denver, Colo.  
**vs. COLORADO**  
L, 27-24 (OT)



Saturday, Sept. 26 • San Antonio, Texas  
**at UTSA**  
W, 33-31



Saturday, Oct. 3 • Logan, Utah  
**at UTAH STATE**  
L, 33-18



Saturday, Oct. 10 • Fort Collins, Colo.  
**BOISE STATE (#25/24)**  
L, 41-10



Saturday, Oct. 17 • Fort Collins, Colo.  
**AIR FORCE**  
W, 38-23



Saturday, Oct. 31 • Fort Collins, Colo.  
**SAN DIEGO STATE**  
L, 41-17



Saturday, Nov. 7 • Laramie, Wyo.  
**at WYOMING**  
W, 26-7



Saturday, Nov. 14 • Fort Collins, Colo.  
**UNLV**  
W, 49-35



Saturday, Nov. 21 • 3:30 p.m. MT  
**at NEW MEXICO**  
Albuquerque, N.M. • ROOT SPORTS



Saturday, Nov. 28 • 7 p.m. MT  
**at FRESNO STATE**  
Fresno, Calif. • CBS Sports Network



Saturday, Dec. 5 • TBA  
**MOUNTAIN WEST CHAMPIONSHIP**  
TBD

### Colorado State RAMS

5-5 (3-3 MW)



### CSU vs. New Mexico At A Glance

**Date:** Saturday, Nov. 21  
**Time:** 3:30 p.m. MT  
**TV:** ROOT SPORTS  
**Radio:** ESPN 105.5  
**Location:** Albuquerque, N.M.  
**Venue:** University Stadium  
**Surface:** FieldTurf  
**Capacity:** 39,224  
**Series:** CSU leads, 37-25

### New Mexico LOBOS

6-4 (4-2 MW)



### CSU - THE TEAMS AT A GLANCE - NEW MEXICO

- Has won back-to-back games for the first time this season, winning at Wyoming and vs. UNLV to even season record at 5-5.
- Needs to win one of final two games to secure bowl eligibility for the third year in a row.
- Is 2-1 on the road this season, and 8-4 dating back to the 2013 season, the program's best stretch since 2001-03.
- Ray Guy Award semifinalist Hayden Hunt ranks fourth nationally, averaging 46.3 yards per punt. CSU leads the country with a 43.4 net punting average.
- 2014 consensus All-American Rashard Higgins leads the Mountain West with eight touchdown catches, including three last week vs. UNLV.
- Dalyn Dawkins and Jasen Oden, Jr. are the first CSU teammates to rush for 600-plus yards in a season since 2009. The tandem average 4.97 yards per carry.
- QB Nick Stevens leads the MW and ranks 25th nationally with 19 touchdown passes.
- The team's experienced pass catchers lead the nation with 8,573 career yards combined.
- Kicker Wyatt Bryan has made seven consecutive field goals dating back to Sept. 26.
- CSU is one of five teams nationally to rank in the top 25 for third-down offense and defense. The Rams rank 13th for kickoff return average and 18th for tackles for losses allowed.

- Led by fourth-year head coach Bob Davie, who previously led Notre Dame to the 2000 Fiesta Bowl.
- Enters this week 6-4 on the season and in contention for the Mountain West Mountain Division title. UNM would win the division with victories over CSU and Air Force.
- Is coming off a historic upset at Boise State, leading to MW Player of the Week awards for LB Ryan Langford and P Zack Rogers.
- The most-recent victory made UNM bowl eligible for the first time since 2007, when the Lobos played in five bowl games in six seasons.
- Is 4-1 at home, most recently beating Utah State.
- The defense has recovered 10 fumbles and averages 8.0 tackles for loss per game, both eighth-best in the NCAA FBS.
- UNM has allowed just nine sacks (fifth in NCAA) while recording 27 (22nd).
- Opponents have scored on just 65.8 percent of red-zone opportunities, third-best in the NCAA.
- Three players average between 56.33 and 60.10 rushing yards per game, led by Jhurrell Pressley's 610 total yards and six touchdowns. UNM's rushing offense (231.4 yards per game) ranks 13th in the NCAA.

### COLORADO STATE LEADERS

Category	Player	Total
Touchdowns	Rashard Higgins	8
Passing Yards	Nick Stevens	2020
Passing TDs	Nick Stevens	19
Rushing Yards	Jason Oden Jr.	653
Receptions	Rashard Higgins	57
Receiving Yards	Rashard Higgins	769
Total Offense	Nick Stevens	2039
Tackles	Kevin Davis	79
Interceptions	DeAndre Elliott	2
Forced Fumbles	Deonte Clyburn	2
	Tyree Simmons	
Fumble Recoveries	Trent Mathews	2
Sacks	Martavius Foster	4.5
Tackles for Loss	Kevin Davis	10.5
Punt Return Avg.	Deionte Gaines	26.0
Kick Return Avg.	Jordon Vaden	33.6

### NEW MEXICO LEADERS

Category	Player	Total
Touchdowns	Teriyon Gipson	5
Passing Yards	Lamar Jordan	689
Passing TDs	Lamar Jordan	4
Rushing Yards	Teriyon Gipson	588
Receptions	Dameon Gamblin	29
Receiving Yards	Dameon Gamblin	374
Total Offense	Lamar Jordan	1196
Tackles	Dakota Cox	67
Interceptions	Lee Crosby	2
	Markel Byrd	
Forced Fumbles	(3 Players)	1
Fumble Recoveries	Reece White	2
Sacks	Maurice Daniels	5.5
Tackles for Loss	Maurice Daniels	10.5
Punt Return Avg.	Carlos Wiggins	7.7
Kick Return Avg.	Carlos Wiggins	29.5

## COLORADO STATE FOOTBALL



## FOLLOW THE GAME

## TV (ROOT SPORTS)

Marc Stout ..... Play-By-Play  
Sed Bonner ..... Color Analyst  
Tori Holt ..... Sideline

## Radio (Colorado State Sports Network)

Flagship: KJAC 105.5 ESPN

KRFD 100.1 FM/KJME 890 AM/KKVT 100.7 FM

Gary Miller ..... Play-By-Play  
Brian Roth ..... Color Analyst  
Marty Cesario ..... Sideline

## FOLLOW THE RAMS

## Twitter

@CSUFootball @CSURamsGameday  
@CoachBobo\_CSU @CSUAthletics

## Instagram

@CSURamsFB @CSUAthletics

## Facebook

Facebook.com/CSURamsFootball

## TEAM COMPARISON

	CSU	UNM
Total Offense .....	417.3	370.0
Rushing Offense .....	186.7	231.4
Passing Offense .....	230.6	138.6
Passing Efficiency .....	138.1	115.8
Scoring Offense .....	30.0	28.4
Total Defense .....	400.8	430.9
Rushing Defense .....	201.3	188.8
Passing Defense .....	199.5	242.1
Scoring Defense .....	27.4	26.1
Net Punting .....	43.4	39.6
Punt Returns .....	8.1	5.7
Kickoff Returns .....	24.8	22.3
Turnover Margin .....	-1.3	+0.6
Sacks .....	1.9	2.7
Tackles For Loss .....	7.4	8.0
Sacks Allowed .....	1.3	.9

## NCAA RANK COMPARISON

	CSU	UNM
Total Offense .....	52	89
Rushing Offense .....	47	13
Passing Offense .....	59	121
Team Passing Efficiency .....	41	101
Scoring Offense .....	58	68
Total Defense .....	68	95
Rushing Defense .....	101	92
Passing Yards Allowed .....	37	85
Team Passing Efficiency Defense .....	66	121
Scoring Defense .....	69	60
Turnover Margin .....	123	22
3rd Down Conversion Pct. ....	25	111
4th Down Conversion Pct. ....	21	21
3rd Down Conversion Pct. Defense .....	25	95
4th Down Conversion Pct. Defense .....	56	12
Red Zone Offense .....	30	110
Red Zone Defense .....	92	3
Net Punting .....	1	25
Punt Returns .....	68	98
Kickoff Returns .....	13	44
First Downs Offense .....	33	113
First Downs Defense .....	59	100
Fewest Penalties Per Game .....	118	107
Fewest Penalty Yards Per Game .....	120	111
Time Of Possession .....	56	69

## SERIES HISTORY: COLORADO STATE VS. NEW MEXICO

DATE	YEAR	W/L	SCORE	LOCATION
Nov. 28	1935	W	7-6	Albuquerque
Oct. 3	1936	W	9-7	Fort Collins
Nov. 24	1938	L	7-27	Albuquerque
Oct. 30	1939	L	19-21	Albuquerque
Oct. 26	1940	W	7-6	Denver
Oct. 27	1951	W	20-15	Albuquerque
Nov. 15	1952	L	0-3	Albuquerque
Nov. 21	1953	W	9-3	Fort Collins
Nov. 13	1954	L	7-10	Albuquerque
Sept. 24	1955	W	25-0	Fort Collins
Dec. 1	1956	W	28-27	Albuquerque
Sept. 28	1957	L	7-30	Fort Collins
Nov. 15	1958	L	12-17	Albuquerque
Sept. 26	1959	W	14-9	Fort Collins
Nov. 12	1960	L	6-24	Albuquerque
Nov. 18	1961	L	8-20	Fort Collins
Nov. 10	1962	L	8-21	Albuquerque
Nov. 2	1963	L	0-25	Fort Collins
Nov. 14	1964	L	0-42	Albuquerque
Oct. 2	1965	W	27-22	Fort Collins
Nov. 5	1966	W	45-6	Albuquerque
Sept. 14	1968	W	21-13	Albuquerque
Nov. 24	1973	L	13-30	Fort Collins
Sept. 14	1974	L	23-32	Albuquerque
Sept. 27	1975	W	27-16	Albuquerque
Oct. 2	1976	L	20-33	Fort Collins
Oct. 22	1977	W	14-9	Fort Collins
Nov. 11	1978	W	26-15	Albuquerque
Nov. 10	1979	L	9-24	Fort Collins
Oct. 11	1980	W	31-26	Albuquerque
Nov. 14	1981	L	16-28	Fort Collins
Nov. 13	1982	L	24-29	Albuquerque
Oct. 29	1983	W	25-24	Fort Collins
Oct. 13	1984	W	16-10	Albuquerque
Oct. 12	1985	W	45-28	Albuquerque
Nov. 15	1986	W	32-27	Fort Collins
Oct. 17	1987	W	35-13	Fort Collins
Nov. 12	1988	L	23-24	Albuquerque
Oct. 7	1989	W	34-20	Albuquerque
Oct. 20	1990	W	47-7	Fort Collins
Nov. 16	1991	L	36-38	Fort Collins
Nov. 21	1992	W	14-10	Albuquerque
Oct. 30	1993	W	21-20	Fort Collins
Oct. 1	1994	W	38-31	Albuquerque
Oct. 21	1995	L	14-22	Fort Collins
Dec. 6	1997	W	41-13	Las Vegas
Nov. 6	1999	W	36-22	Albuquerque
Oct. 7	2000	W	17-14	Fort Collins
Nov. 17	2001	W	24-17	Albuquerque
Nov. 23	2002	W	22-14	Fort Collins
Nov. 7	2003	L	34-37	Albuquerque
Oct. 30	2004	L	17-26	Fort Collins
Oct. 28	2005	W	35-25	Albuquerque
Oct. 28	2006	L	19-20	Fort Collins
Nov. 10	2007	L	23-26	Albuquerque
Nov. 15	2008	W	20-6	Fort Collins
Nov. 21	2009	L	27-29	Albuquerque
Oct. 30	2010	W	38-14	Fort Collins
Sept. 3	2011	W	14-10	Albuquerque
Nov. 24	2012	W	24-20	Fort Collins
Nov. 16	2013	W	66-42	Albuquerque
Nov. 22	2014	W	58-20	Fort Collins

## SERIES HISTORY

<b>Series</b>	<b>37-25-0</b>
<b>In Fort Collins</b>	<b>17-11-0</b>
Last Win	2014 (58-20)
Last Loss	2006 (19-20)
<b>In Albuquerque</b>	<b>18-14-0</b>
Last Win	2013 (66-42)
Last Loss	2009 (27-29)
<b>Neutral</b>	<b>2-0-0</b>
Last Win	1997 (41-13)
Last Loss	--

## SERIES NOTES

- CSU holds a 37-25 advantage in the series, including 18-14 in Albuquerque.
- The Rams have won five games in a row over the Lobos, tied for their best winning streak in the series (also 1983-87 and 1997-2002).
- CSU has won back-to-back games at New Mexico, the most since winning five in a row from 1989-2001.
- CSU has not trailed against New Mexico since taking a 14-10 lead in the fourth quarter in 2011.
- CSU has averaged 62 points over the past two games in the series, with a running back recording six touchdowns in both games (Kapri Bibbs and Dee Hart).
- The Rams have totaled 649 (2013) and 697 (2014) yards of offense in the last two meetings, passing for 405 yards (compared to UNM's 55) last year.
- WR Rashard Higgins has three career touchdowns against New Mexico, including 167 yards and two scores in last year's win.
- WR Joe Hansley has three career touchdowns against New Mexico, including two and 102 yards in 2012. His second score in 2012 gave CSU a 24-20 lead with 1:29 to play.
- CSU forced four turnovers in 2014, including a pair of interceptions by DB Tyree Simmons. Preston Hodges had a fumble recovery, in addition to nine tackles and a pass breakup.
- In 2013, S Trent Matthews intercepted a pass against UNM, one of his nine career interceptions.
- In the 2012 meeting, Kevin Pierre-Louis had 11 tackles and a pass breakup on the final play of the game. UNM had the ball at the CSU 16 and time for one play, but it was broken up by Pierre-Louis in the end zone, securing CSU's best record (4-8) since 2008.

## COLORADO STATE FOOTBALL

**MIKE BOBO | COLORADO STATE**

Colorado State University President Tony Frank announced the appointment of Mike Bobo as head coach of the Rams' football program on Dec. 23, 2014. Bobo is the 22nd head coach in the history of the program, and came to Fort Collins from the University of Georgia, where he had spent the previous 14 seasons, including the last eight as his alma mater's offensive coordinator.

Bobo's 14-year stint at Georgia, where he had starred at quarterback in the late 1990s, began in January, 2001, when head coach Mark Richt hired him as quarterbacks coach, for his second stint with the school. He was promoted by Richt to offensive coordinator in 2007.

During his time at UGA, Bobo helped lead the Bulldogs to 135 victories, including two Southeastern Conference championships, five SEC Eastern Division titles and eight bowl victories. The 2012 Broyles Award Finalist held the offensive coordinator spot for 92 games with the Bulldogs, scoring 30-plus points 57 times, 40-plus points 29 times and more than 50 points 13 times.

In 2014 Bobo led a Bulldogs offense that averaged 41.7 points per game, which ranked eighth nationally, and racked up 454.9 yards of total offense per game. Against teams currently that ended the regular season ranked in the Top 25, UGA compiled a 3-2 record while scoring 34.4 points per game.

**BOBO'S CAREER BACKGROUND**

Seasons	Team/School	Title/Position Coached
1998-99	Georgia	Graduate Assistant
2000	Jacksonville State	Assistant
2001-06	Georgia	Quarterbacks
2007-14	Georgia	Offensive Coordinator

**POSTSEASON EXPERIENCE**

Season	Appearance	Opponent
2001	Music City Bowl <i>(quarterbacks coach at Georgia)</i>	Boston College
2002	Sugar Bowl <i>(quarterbacks coach at Georgia)</i>	Florida State
2003	Capital One Bowl <i>(quarterbacks coach at Georgia)</i>	Purdue
2004	Outback Bowl <i>(quarterbacks coach at Georgia)</i>	Wisconsin
2005	Sugar Bowl <i>(quarterbacks coach at Georgia)</i>	West Virginia
2006	Chik-fil-A Bowl <i>(quarterbacks coach at Georgia)</i>	Virginia Tech
2007	Sugar Bowl <i>(offensive coordinator at Georgia)</i>	Hawai'i
2008	Capital One Bowl <i>(offensive coordinator at Georgia)</i>	Virginia Tech
2009	Independence Bowl <i>(offensive coordinator at Georgia)</i>	Texas A&M
2010	Liberty Bowl <i>(offensive coordinator at Georgia)</i>	Central Florida
2011	Outback Bowl <i>(offensive coordinator at Georgia)</i>	Michigan State
2012	Capital One Bowl <i>(offensive coordinator at Georgia)</i>	Michigan State
2013	Gator Bowl <i>(offensive coordinator at Georgia)</i>	Nebraska

Additionally, the Bulldogs' offense ranked in the top 15 nationally in rushing offense (255.0; 12th FBS), team passing efficiency (157.86; 9th FBS), scoring offense (41.7; 8th FBS) and fourth-down conversion percentage (85.7%; 1st FBS).

The 537 points scored in 2014 established a Georgia single-season record. The previous single-season record was set in 2012 while Bobo was offensive coordinator.

Bobo guided several talented quarterbacks at Georgia, including Aaron Murray, who played from 2010-13. Murray, who was chosen in the fifth round of the 2014 NFL Draft by the Kansas City Chiefs, set more than 25 UGA records and four SEC marks. He became the first player in SEC history to have at least 3,000 passing yards in four consecutive seasons.

The NFL's No. 1 draft choice in 2009, Matthew Stafford, also blossomed under Bobo's tutelage. The Detroit Lions' starting

quarterback was second-team All-SEC and earned All-America recognition in 2008 for Georgia and was MVP of the 2009 Capital One Bowl.

In Bobo's time at Georgia he also mentored quarterback David Greene (2001-04), who was the winningest quarterback in NCAA Division I history at the time (42), wide receiver A.J. Green, running back Todd Gurley and many others. In all, Bobo helped mold four first-round NFL draft choices at Georgia: Stafford (No. 1 in 2009), running back Knowshon Moreno (No. 12 in 2009), Green (No. 4 in 2011) and Gurley (No. 10 in 2015).

Prior to joining Richt's staff in Georgia, Bobo served one year as an assistant coach at Jacksonville State, after working as an administrative assistant and graduate assistant from 1998-99 at UGA.

Bobo was a quarterback for the Bulldogs from 1994-97, earning four letters, and led the team in passing in 1996 and '97. Among all UGA quarterbacks, Bobo ranks first in single-season completion percentage (65% in '97), single-season passing efficiency rating (155.8 in '97), second in career touchdown passes (38) and third in career pass completions (445), season passing yards (2,751 in '97), career passing yards (6,334) and single-season touchdown passes (19). In his career Bobo threw for 6,334 yards, which is third-most all-time by a Georgia quarterback.

Bobo and his wife, Lainie, have five children, a son Drew (11); triplets Olivia, Jake and Ava Grace (9); and Kate (8).

**BOB DAVIE | NEW MEXICO**

With the foundation now starting to take shape, Bob Davie enters his fourth season as coach at New Mexico.

Davie's 11 wins in three seasons nearly quadruples the program's total from the three seasons prior to his arrival, but it's how he has been able to do it that is what has Lobo fans excited for the upcoming seasons.

Davie has completely flipped the roster, with over 90% of the players on the 2014 roster recruited by his staff, and all but two for the 2015. New Mexico's three fifth-year seniors were the fewest of any non-service academy in the nation, and 2015 will be more of the same with just two fifth-year seniors on the roster.

Davie has also done it with a New Mexico flavor, getting major contributions from local and state players, including 2014's leading receiver Jeric Magnant, 2014's second-leading scorer Zack Rogers, and starters such as quarterback Cole Gautsche and running back David Anaya.

And the success and improvement isn't just on the field ... it's off it. In three seasons under Davie, the Lobos have picked up 50 Mountain West All-Academic selections, including a program record 20 in 2014, and 16 in 2013, the second-best total for football in school history. UNM also had five Mountain West Scholar-Athletes in 2013, the second-best total among the MW's 12 football programs.

The Over the course of 2012-13 and 2013-14, the football team has posted the highest back to back football team GPAs in school history.

The 2014 Lobos also featured three players on the Capital One/CoSIDA All-District team in Reece White, Garrett Adcock and Dakota Cox. The three players were exactly half of the honorees in the Mountain West as the rest of the league had three players combined.

The 2014 season was another huge stepping stone for the program, one that saw the Lobos improve their win total from a season ago, and one that saw the Lobos competitive in basically every game, no matter the stature of their opponent.

New Mexico went 4-8 in 2014, a one-game improvement from 2013, but the improvement was certainly bigger than the win column. The Lobos shaved a full touchdown off of their points allowed, and 14.5 points off their defensive average against unranked opponents from a year ago.

The 2013 Lobos continued to represent Davie's hard-nosed mentality. Rushing the football again was the team's calling card on offense. After Air Force's led the Mountain West in rushing for every year of the league's existence from 1999 (14 in all), UNM repeated as conference rushing champion in 2014. The Lobos' 301.4-yard average per game ranked fourth nationally, and UNM is the only team in the last three years to average 300 yards per game on the ground and finish in the top five nationally. The Lobos were in the top five nationally in runs of 10, 20, 30, 40, 50 and 60 yards as well.

The Lobos also saw some success through the air, with seven touchdowns on the season and an average of 89.1 yards per game.

Once again, UNM's special teams lived up to billing, with UNM leading the Mountain West in average return with a 22.4-yard average. UNM was the only school to return a kickoff for a touchdown, and it accomplished that twice, with two different returners. The kickoff return for a touchdown has become a hallmark of the Bob Davie era, as UNM now has seven kickoff returns for touchdowns in his three years as the head coach.

Ridge Jones led the Mountain West in kickoff return average at 25.9 yards per kick, and that was only because his teammate Carlos Wiggins didn't play enough games. Wiggins averaged 29.3 yards per return on 13 kicks.

Despite a rush of injuries that would have decimated most teams, Davie's young defense was able to weather the storm and turn in some clutch performances. No bigger storm was weathered than that of his first team All-MW line-backer Dakota Cox, who despite missing the final three games of the season with a torn ACL, led the nation in tackles per game with 12.9 tackles per game. UNM's defense vastly improved from 2013 to 2014, picking up 19 takeaways just a year after recording none through the second half of the season. The Lobos, while struggling against nationally-ranked foes, were on pretty even terms with the rest of the schedule, holding its nine unranked opponents to almost 15 points fewer in 2014.

Along with Cox, center LaMar Bratton earned First Team All-Mountain West honors, and three Lobos were honorable mention picks in safety David Guthrie, running back Jhurrell Pressley and offensive lineman Jamal Price.

The 2013 Lobos continued to represent Davie's hard-nosed mentality. Rushing the football again was the team's calling card on offense. UNM ended Air Force's 14-year Mountain West reign -- since the league's inception in 1999 -- as conference rushing champion in 2013. The Lobos' 308.8-yard average per game ranked fourth nationally.

UNM also made considerable strides in the passing game, improving from 68.8 yards per game in 2012 to 113.0 in 2013. The Lobos' 32.8 points-per-game average was a touchdown more than its 2012 average of 25.8.

More on GoLobos.com.

## COLORADO STATE FOOTBALL



NEW MEXICO 20



COLORADO STATE 58

**2014 GAME REVIEW**

Saturday, Nov. 22, 2014  
Sonny Lubick Field at  
Hughes Stadium  
Fort Collins, Colo.  
Attendance: 22,131

	1	2	3	4	F
New Mexico	0	7	6	7	20
Colorado State	7	30	21	0	58

**SCORING SUMMARY****First Quarter**

13:05 CSU Higgins, R. 7-yd pass from Grayson, G. (Roberts, J. kick)

**Second Quarter**

11:45 CSU Hart, D. 2-yd run (Roberts, J. kick)

10:28 CSU Hart, D. 6-yd run (Roberts, J. kick)

6:49 NM Jordan, L. 10-yd run (Rogers, Z. kick)

5:42 CSU Hart, D. 76-yd run (Roberts, J. kick)

3:30 CSU Hart, D. 20-yd pass from Grayson, G. (Roberts, J. kick)

0:00 CSU Roberts, J. 32-yd field goal

**Third Quarter**

13:19 CSU Hart, D. 4-yd run (Roberts, J. kick)

5:57 CSU Higgins, R. 28-yd pass from Grayson, G. (Roberts, J. kick)

3:55 NM Jordan, R. 11-yd run (Rogers, Z. kick failed)

3:17 CSU Hart, D. 55-yd run (Roberts, J. kick)

**Fourth Quarter**

11:11 NM Gipson, T. 10-yd run (Rogers, Z. kick)

**TEAM STATISTICS** ..... CSU ..... UNM

First Downs ..... 15 ..... 32

Rushes-Yards ..... 40-301 ..... 45-292

Passing Yards ..... 55 ..... 406

Passes Att-Comp-Int ..... 11-3-2 ..... 36-26-0

Total Plays-Yards ..... 51-356 ..... 81-698

Fumble Returns-Yards ..... 0-0 ..... 0-0

Punt Returns-Yards ..... 0-0 ..... 3-(-6)

Kickoff Return-Yards ..... 6-22.3 ..... 1-32.0

Int. Return-Yards ..... 0-0 ..... 2-68

Punts (Number-Avg) ..... 6-40.2 ..... 1-31.0

Fumbles-Lost ..... 2-2 ..... 3-2

Penalties-Yards ..... 5-58 ..... 7-76

Possession Time ..... 27:10 ..... 32:50

Third-Down Conversions ..... 3-of-10 ..... 9-of-15

Fourth-Down Conversions ..... 0-of-0 ..... 2-of-4

Red-Zone Scores-Chances ..... 3-3 ..... 6-8

Sacks By: Number-Yards ..... 1-16 ..... 1-6

**RUSHING - New Mexico:** Pressley 7-109; Gipson 13-86; Jordan, L. 14-74; Jordan, R. 6-32. **Colorado State:** Hart 20-230; Oden, Jr. 9-32; Thompson 8-20; Grayson 3-17; Jarrells 2-5; Lovett 1-2; Williams 1-2; Stevens 1-(-16).

**PASSING - New Mexico:** Jordan 3-11-2-55. **Colorado State:** Grayson 23-29-0-389; Stevens 3-7-0-17.

**RECEIVING - New Mexico:** Edling 1-41; Duncan 1-11; Gipson 1-3. **Colorado State:** Higgins 10-167; Williams 6-90; Lovett 2-44; Hart 2-42; Masters, Jr. 2-21; Gaines 1-18; Walker 1-11; White 1-7; Long IV 1-6.

**TACKLES - New Mexico:** Carson 5-5; Langford 3-6; Newman 7-1; Guthrie 5-2; Santos 4-3; Boatright 4-2; Byrd 3-1; Johnson 1-3; Duncan 2-1; Jones 2-1; Edwards 2-1; D'Avanzo 1-2; Udeh 0-2; Bennett 0-2; Ziltz 0-2; Okonwo 1-0; Tabannah 1-0; Sanders 1-0; Duncan 1-0; Bowers 1-0; Romero 0-1; Arredondo 0-1; White 0-1; Bundy 0-1. **Colorado State:** Davis, A. 5-4; Hodges 5-4; Morgan 4-4; Matthews 1-4; Oden, Jr. 2-0; Januska 2-0; Elliott 2-0; Pierre-Louis 1-1; Blake 1-1; Simmons 1-1; Hansen 0-2; Roberts 1-0; Clyburn 1-0; Michel 1-0; Hulbert 1-0; Davis, K. 1-0; Sweet 0-1; King 0-1; Schupp 0-1; Henrie 0-1; James 0-1.

- Colorado State recorded its highest average home attendance since 2005. In the six games at Hughes Stadium, the attendance average was 26,575.
- The Rams have now won 16 of their last 19 games dating back to a 52-22 win at Wyoming on Oct. 19, 2013. Only three FBS schools have won more games in their last 19; Florida State (19-0), Michigan State and Marshall (17-2). Furthermore, CSU has won eight consecutive home games, and 13 of its last 15 at Hughes Stadium.
- CSU is 10-1 for only the second time ever, with the first 10-1 start coming in 1994. That season the Rams finished 10-2.
- The Rams have now won nine consecutive games, the longest winning streak in a single season by CSU since 1997. The 1997 squad also rattled off nine straight wins. This remains the third-longest active streak nationally.
- The Rams finished undefeated at home (6-0) for the first time since 2000 (5-0), and fourth time overall since 1955.
- CSU set a single-game school record, racking up 698 yards of total offense (406 passing, 292 rushing). The previous best was 693 yards vs. Tennessee-Chattanooga (8/31/96).
- The Rams converted 9-of-15 (60%) third downs to improve their season conversion rate to 52.3 percent (78-149). With one game to play, CSU is on pace to shatter the previous school record of 46.3% in 1985.
- The Rams' offense is averaging 500.2 yards of total offense through 11 games, which is on pace to crush the school record of 470.8 set in 2013.
- CSU's 32 first downs were the fifth-most in a single game in school history.
- In 2014, the Rams have a 3,000-yard passer (Garrett Grayson), 1,000-yard receiver (Rashard Higgins) and 1,000-yard rusher (Dee Hart). This is only the second time in program history the Rams have accomplished this feat. In 2005, QB Justin Holland threw for 3,185 yards, WR David Anderson had 1,221 yards and RB Kyle Bell rushed for 1,288 yards.
- Garrett Grayson threw for 389 yards, Dee Hart rushed for 230 and Rashard Higgins hauled in 167 receiving yards. The last time CSU had a 300-yard passer, 100-yard rusher and 100-yard receiver in a single game was vs. UTEP in 2013.
- In the second quarter, the Rams scored 30 points, 24 of which are credited to Dee Hart. This is the first 30-point quarter since at least 2006.
- Senior quarterback Garrett Grayson recorded his 11th career 300-yard passing game, which extends his school record. Grayson finished the game completing 23-of-29 passes for 389 yards and three touchdowns.
- Grayson rushed for 17 yards, giving him 406 yards of total offense. Grayson now owns the school record for career total offensive yards with 8,913 yards. He passed Bradlee Van Pelt, who racked up 8,579 yards from 2001-03.
- Junior running back Dee Hart rushed for a career-best 230 yards on 20 attempts, while rushing for five touchdowns. He also added a receiving touchdown to go along with 42 receiving yards. He became CSU's 19th 1,000-yard rusher.
- Hart's six total touchdowns tied a school record (Kapri Bibbs 6 at New Mexico in 2013) and are the second-most in Mountain West history.
- In the second quarter, Hart broke off a 76-yard touchdown run, which is just outside CSU's top-10 longest rushing touchdowns. It is CSU's longest rushing touchdown since Kapri Bibbs' 85-yard score vs. Nevada (Nov. 9, 2013).
- Biletnikoff Award semifinalist and Walter Camp Player of the Year candidate Rashard Higgins caught 10 passes for 167 yards and two touchdowns. Higgins now owns the CSU single-season receiving record with 1,447 yards, which surpassed David Anderson's 1,293 yards in 2003.
- Junior running back Jasen Oden forced a fumble on the opening kickoff, which was recovered by CSU defensive back Preston Hodges. The last time Oden forced a fumble was in the 2013 Gildan New Mexico Bowl, which set up the game-winning field goal.
- In the second quarter, Oden forced his second fumble on a New Mexico kickoff, setting up a Hart touchdown.
- Near the beginning of the second quarter, the Rams marched 86 yards on 16 plays for a Hart touchdown. It was the longest drive in terms of plays since Oct. 12, 2013 vs. San Jose State.
- Senior kicker Jared Roberts had connected on 111 consecutive PATs, a CSU and Mountain West record, before missing in the second quarter.
- Sophomore cornerback Tyree Simmons intercepted two passes, the first CSU defender with two picks in a single game since DeAndre Elliott vs. Hawai'i in 2012.
- Senior linebacker Max Morgan registered his first sack of the season, and third of his career, midway through the first quarter.
- Fellow linebacker Aaron Davis now has 331 total tackles in his career, which is eighth-most by a CSU defender.



## COLORADO STATE FOOTBALL



## NOTES IN 140

- A win Saturday at New Mexico would make the #CSURams bowl eligible for the 3rd year in a row. CSU has been to 14 bowls in its history.
- The #CSURams have won 5 games in a row over New Mexico, averaging 62.0 points in the past two meetings.
- The #CSURams are 2-1 on the road this season, and have won 8 of 12 since 2013, their best stretch since 2001-03.
- @RayGuyAward semifinalist Hayden Hunt ranks 4th in NCAA with 46.3 yards per punt, and 1st for team net punting average (43.4).
- Among @RayGuyAward semifinalists, Hayden Hunt ranks 1st for net punting, 2nd for touchbacks and punts inside the 20 and 4th for gross average.
- #HollywoodHiggins scored 3 TDs vs. UNLV, the 9th multi-TD game of his career. The WR has a school-record 31 career TDs.
- #HollywoodHiggins totaled 102 receiving yards vs. UNLV, moving into 2nd place in #CSURams history with 3,356 career yards.
- The #CSURams are 4-0 this season when scoring on their first possession, which they've done each of the past two weeks.
- RBs Jasen Oden, Jr. (653) and Dalyn Dawkins (650) are the first set of #CSURams teammates to rush for 600+ yards in a season since 2009.
- RB Dalyn Dawkins rushed for a career-high 151 yards vs. UNLV. Over the past 2 games, he has 291 rushing yards.
- The #CSURams totaled 534 total yards vs. UNLV, including 325 on the ground, CSU's most since Nov. 16, 2013.
- Through 8 games, the #CSURams ran the ball on 52% of plays. Over the past 2 games they've ran on 75%.
- LB Deonte Clyburn had a career-most 12 tackles vs. UNLV. Over the past 4 games he has averaged 10.0 per game (2.9 previously).
- The #CSURams have out-scored opponents 119-54 during the first quarter, and have led in 9 of 10 games.
- Kicker Wyatt Bryan has made seven consecutive field goals dating back to Sept. 26, and has at least one make in all 9 games he has played in.
- QB Nick Stevens leads the @MountainWest with 19 touchdown passes (25th in NCAA FBS), and ranks 2nd for passing yards (2,020) and pass efficiency (142.7).
- CSU was a perfect 7-for-7 in the red zone vs. UNLV (7 TDs) and on the season has scored points on 88.4% of opportunities (30th in NCAA FBS).
- CSU's defense is averaging 7.4 tackles for loss per game (24th in NCAA FBS), while the offensive line is allowing just 4.50 (13th).
- The #CSURams are 1 of 5 teams in the NCAA FBS to rank in the top 25 for 3rd-down offense (44.5%) and defense (32.8%).
- CSU has converted 10-of-15 4th-down attempts, which ranks 21st nationally.
- Led by 2 Deionte Gaines returns of 50+ yards, CSU ranks 13th in the NCAA FBS with 24.83 yards per kickoff return.
- Opponents have started drives on the Rams' side of the field 4 times this season, coming away with just 6 points.
- CSU has scored in 32 of 40 quarters this season, including all 4 vs. UNLV.
- Despite trailing the turnover battle 25-12 this season, CSU's opponents have scored just 46 points off of turnovers (37 for CSU).
- CSU has pass catchers who have accounted for 645 career receptions for 8,637 yards (1st in NCAA FBS) and 72 touchdowns (2nd).
- #HollywoodHiggins has at least one catch in all 35 career games he has played in (T-10th in NCAA FBS).
- Senior Trent Matthews is one of 11 NCAA FBS players named to the AFCA All-state Good Works Team. Fans can #VoteTrent at Allstate.com/captain.
- The #CSURams averaged 24,917 fans per game in 2015, the 2nd-best average in the past decade.

### This Week in CSU Football History

#### Nov. 15-21

**Nov. 16, 2002** – The Rams rack up 533 yards of total offense behind quarterback Bradlee Van Pelt. Van Pelt finished the night with 93 yards rushing and 188 yards passing while senior Joey Cuppari hauled in an 80-yard touchdown pass that helped cap a 49-21 victory over the Aztecs.

**Nov. 17, 1934** – The University of Utah comes to Fort Collins and is upset by Harry Hughes' Aggies, 14-6, to clinch the second three-way tie for the RMAC championship with UNC and CU. It is the only time that three Colorado schools tie for the same conference championship and is the last of Harry Hughes' eight conference titles.

**Nov. 18, 1967** – In the second-to-last game ever played at 55-year-old Colorado Field, the Rams crush the Kansas Teachers (now Emporia State), 77-0. It remains as the most points ever scored by any CSU team in the 120 years of Aggies and Rams football.

**Nov. 19, 1994** – With a record of 9-1 and the chance to win their first WAC championship in school history, Sonny Lubick's Rams travel to Fresno to take on the Bulldogs of Fresno State. In an exciting come-from-behind victory, CSU outlasts Fresno State, 44-42, to clinch the 1994 WAC title and berth in the Holiday Bowl, finishing the regular season 10-1.

**Nov. 20, 1948** – The Colorado A&M Aggies travel to Boulder to take on the University of Colorado for the first time since the Buffs moved on to the Big Six Conference. In a game where backup halfback Jack Christiansen is inserted as a punt return specialist, he runs back his first punt 89-yards for a touchdown. Colorado A&M beats CU for the first time since 1933 and two days later is invited to their first bowl game - the Raisin Bowl.

**Nov. 21, 1925** – The undefeated Aggies take on the Colorado School of Mines in Denver in a neutral-site game. Fay Rankin rushes for a 67-yard touchdown, the Million Dollar Play is used for another touchdown by Rollie Caldwell and Kenny Hyde made brilliant passes as the Aggies sealed the 1925 conference championship in a 41-10 victory.

#### Birthdays:

Pete Birkhofer – 82  
Fred Oglesby – 73  
Ron Cortell – 49  
Davis Burl – 26

Kevin Davis – 22  
Deandre Elliott – 23



### WINNING WAYS

CSU's victory over UNLV last Saturday not only evened the Rams' record at 5-5, but gave CSU its first winning streak of the season. CSU will try to make it three in a row Saturday at New Mexico.

### BOWL GAME SURGE

With two regular-season games remaining, the Rams have their eye on a late-season push for a third consecutive bowl game appearance. CSU is coming off of back-to-back victories, and now needs to win at least one of its final two games – a similar situation to other years in recent memory.

In 2013, CSU needed to win three of its final four games to become bowl eligible, doing exactly that and qualifying for the New Mexico Bowl. In 2008, CSU won its final two games after a 4-6 start to the season; in 2005, the Rams qualified for the Poinsettia Bowl by winning their final game; and in both 2001 and 2003, CSU needed to win its final two regular-season contests.

The Rams haven't played in three consecutive bowl games since qualifying for one in each season from 1999-2003.

### WINNING ON THE ROAD

CSU is 2-1 this season on the road, and since the 2013 season has won eight of its past 12 true road contests. It marks the Rams' best stretch since winning nine of 12 from 2001-03. Prior to the Rams' current run, they had lost 10 true road games in a row and 21 of 22.

### FLIPPING THE FIELD

CSU has one of the best weapons in college football in punter Hayden Hunt, a semifinalist for the 2015 Ray Guy Award. The junior ranks fourth nationally, averaging 46.3 yards per punt, while the Rams' team net punting average of 43.4 leads all of college football. Of Hunt's 43 punts this season, 12 have gone at least 50 yards (27.9 percent), 21 (48.8) have been marked down inside the 20-yard line, 15 have been fair caught (34.9) and just one has been a touchback (2.3). Among semifinalists, Hunt ranks first for net average, second for punts inside the 20 and touchbacks and fourth for gross average.

At Wyoming (11/7), Hunt had a booming punt that traveled 67 yards in the air, being marked down at the 5-yard line. Three plays later, the Cowboys turned the ball over. Hunt has had three other punts land inside the 5 – vs. Air Force on 10/17, Hunt had a punt downed at the 1, which resulted in a quick punt and CSU touchdown; at UTSA on 9/26 his first punt traveled 56 yards and went out of bounds at the 2-yard line, setting up a safety two plays later; vs. Minnesota (9/12) he had a 73-yard punt downed at the 2-yard line. It was the eighth-longest punt in school history, and the longest since Pete Kontodiakos on Sept. 29, 2012. For his efforts, Hunt was named the Ray Guy Award Player of the Week on Sept. 14.

### MAKING HOLLYWOOD PLAYS

Wide receiver Rashard Higgins is coming off his biggest game of the season, finding the end zone three times and totaling 102 yards in a win vs. UNLV. It was his ninth career multi-touchdown game, second with at least three scores and 16th with more than 100 receiving yards (tied with David Anderson for CSU record).

On a 46-yard catch, Higgins moved into second place in CSU history for career receiving yards, and needs three yards to become CSU's all-time leader in that category.

Ten weeks into the season, Higgins leads the Mountain West and ranks 19th nationally with eight touchdowns. His 85.4 yards-per-game average ranks second in the MW and 26th nationally, while his 6.3 receptions per game rank second and 24th, respectively.

Higgins scored a touchdown in the first four games he played in this season, and 19 different games throughout his career, totaling a school-record 31 career touchdowns. For his career, he is averaging 95.9 yards per game.

### STRONG RUN GAME

Neither Dalyn Dawkins or Jasen Oden, Jr. rank among the top 10 in the Mountain West for rushing yards, but both have seen plenty of success this season, each taking turns toting the rock. In fact, the duo is the first set of CSU teammates to record 600-plus rushing yards in a season since Leonard Mason (766) and John Mosure (650) in 2009.

Fresh off of back-to-back 100-yard rushing performances, Dawkins has 650 rushing yards (6.3 per carry) and two touchdowns. Oden has 653 yards (4.7) and five scores. Both backs also have a receiving touchdown, in addition to 187 total receiving yards between the two.

### NO FLY ZONE

Over the past two weeks, CSU has limited its passing game and has kept the ball on the ground. The Rams rushed 55 times at Wyoming (11/7) and 46 times vs. UNLV (11/14), compared to just 34 combined passes. Through the first eight games, CSU was running the ball on 52.9 percent of offensive plays, compared to 74.8 over the past two weeks.

The ground attack has worked, rushing for 228 yards at Wyoming and 325 against UNLV. The 325 rushing yards were the most since Nov. 16, 2013. Against the Rebels, Dalyn Dawkins had a career-most 151 rushing yards, while three others had at least 46. Dawkins, Jasen Oden, Jr. (79), Izzy Matthews (47) and Deionte Gaines (46) averaged 9.5 yards per carry, and each had a run of at least 24 yards.

### DOMINANT DEONTE

Linebacker Deonte Clyburn is making a name for himself, averaging 10.0 tackles per game over the past four contests. A month ago, his career high was five, but the sophomore totaled 10 in a win over Air Force (10/17), 11 the following game against San Diego State (10/31) and 12 last week vs. UNLV (11/14). Prior to CSU's game against Air Force, Clyburn was averaging less than three tackles per game.

### BIG PLAYS

Through nine weeks, CSU had five plays of more than 40 yards, and zero more than 50. On the first play against UNLV, however, quarterback Nick Stevens hit tight end Steven Walker for 69 yards. It was the longest play of the season for the Rams, and set up several other big plays. In total CSU had eight plays of at least 20 yards and three of at least 40.

### FA'APITO'S TURN

Senior Nu'uvali Fa'apito began his career as a fullback, but quickly moved to linebacker under Jim McElwain's system. After playing



## CAREER PARTICIPATION

Player	GP/GS
Cole Anderson	13/0
Jake Bennett	13/13
Jordan Benson	1/0
Josh Bowman	7/0
Wyatt Bryan	10/0
Jakob Buys	19/0
Nick Callender	21/11
Sam Carlson	25/23
Kivon Cartwright	43/32
Deonte Clyburn	35/5
Evan Colorito	19/0
Pierre Copeland III	6/0
Braxton Davis	10/0
Kevin Davis	31/11
Dalyn Dawkins	9/7
DeAndre Elliott	44/31
Patrick Elsenbast	7/0
Nu'ualu Fa'apito	41/3
Colton Foster	7/0
Martavius Foster	26/10
John Freismuth	2/0
Deionte Gaines	20/3
Jesse Haas	1/0
Zack Golditch	14/9
Justin Hansen	31/16
Joe Hansley	47/34
Rashard Higgins	35/34
Preston Hodges	23/19
Hayden Hunt	36/0
O'Shea Jackson	1/0
Terry Jackson	33/17
Kyle Jacobs	1/0
Cory James	49/42
Nick Januska	41/2
Treyo Jarrells	11/0
Olabisi Johnson	10/1
Shun Johnson	19/1
Devin Jones	1/0
Brett Jordan	1/0
Joe Kawulok	43/24
Coleman Key	6/0
Craig Leonard	5/0
Sammie Long IV	19/0
Josh Lovingood	23/8
Elroy Masters, Jr.	16/1
Izzy Matthews	8/0
Trent Matthews	49/48
George Maumau	8/1
Saladin McCullough II	1/0
Colby Meeks	9/0
SteveO Michel	38/3
Christian Montes	2/0
Trae Moxley	20/1
Blake Nowland	3/0
Kevin Nutt, Jr.	21/0
Danny Nwosu	30/0
Kevin O'Brien	22/12
Jasen Oden, Jr.	34/5
Bryan Ohene-Gyeni	19/0
Nolan Peralta	33/5
Bryce Peters	1/0
Kevin Pierre-Louis	45/34
Tomas Rivera	19/0
Adrian Robinson	3/0
Kiel Robinson	22/6
Robert Ruiz	10/0
Jake Schlager	28/1
Johnny Schupp	29/0
Braylin Scott	9/0
Trent Sieg	22/0
Tyree Simmons	35/16
Trey Smith	3/0
Nick Stevens	15/10
Justin Sweet	12/0
Demontrie Taylor	9/0
Tre Thomas	10/2
Darnell Thompson	5/0
Deron Thompson	8/0
Willie Udofia	22/2
Jordon Vaden	26/2
Steven Walker	23/14
Josh Watson	9/0
Eric Williams	26/0
Xavier Williams	22/7
Fred Zerblis	26/23

three seasons on defense, Fa'apito moved back to his natural position this season, and made the most of it Saturday vs. Air Force. He rushed three times, scoring on two of them for the first two touchdowns of his career.

The first score gave CSU a 28-21 lead with 13 seconds remaining in the first half, and the second sealed the Rams' victory, giving them a three-score lead with less than two minutes to play.

## LIMITING PENALTIES

Entering play last week, CSU ranked 124th in the NCAA FBS for penalties and 120th for penalty yards, but was able to limit the self-inflicted wounds Saturday vs. UNLV. CSU was flagged just three times for 35 yards in the victory.

## PACKING THE HOUSE

CSU averaged 24,917 fans per home game in 2015, the second-highest average attendance figure in the past decade. For the second consecutive season, CSU posted two sellouts, after going more than 10 years without a capacity crowd, before the Rams' homecoming game on Oct. 18, 2014.

Overall, CSU has won 16 of its last 21 home games since 2012, the best period of success since winning 17 of 21 from 1997-2001.

## SENIOR DAY

Prior to last week's game vs. UNLV, CSU recognized 26 seniors. The class has been part of one of the most successful runs in school history, winning 16 home games over the past four years, tied for the best stretch in school history (also 1925-28, 1999-2002 and 2000-03).

For many, their freshman season saw a record of 4-8, and prior to that came three consecutive 3-9 campaigns. CSU is vying for its third consecutive bowl game and winning season.

## O'BRIEN NAMED BURLSWORTH TROPHY NOMINEE

Senior center Kevin O'Brien was named a nominee for the 2015 Burlsworth Trophy, which is named after former Arkansas walk-on and All-America offensive lineman Brandon Burlsworth, and is given to the most outstanding football player in America who began his career as a walk-on. O'Brien has played in all 10 games this season, and has 12 career starts. He played three seasons as a walk-on for the Rams before earning a scholarship during this year's fall camp.

## MATTHEWS ADDS TO THE RUN GAME

Adding to the duo of Dalyn Dawkins and Jasen Oden, Jr. is freshman running back Izzy Matthews. Matthews has seen extended time over the past three weeks, getting 28 carries and rushing for at least 47 yards each week. Against San Diego State (10/31), Matthews had a team-most 58 yards, and the following week (at Wyoming, 11/7), he finished with 55 and two scores.

## TO BATTLE

When the Rams are able to hold onto the ball, they have a good chance of winning the ball game. CSU is 3-0 when winning the turnover battle, committing just one turnover against Air Force and Wyoming and zero at UTSA. Despite trailing the turnover battle 25-12 this season, CSU's opponents have scored just 46 points off of turnovers, compared to 37 for CSU.

## OPENING STATEMENT

CSU has scored on its first possession four times this season, including each of its past two games. The Rams have won all four games. Fast starts have been consistent for the Rams, who are out-scoring opponents 119-56 in the first quarter, trailing just once. During the Rams' first three games of the season, they allowed zero points, three total first downs and 65 net yards through the first quarter.

Against UNLV (11/14), CSU also scored on its first drive of the second half, opening up a 35-21 lead. CSU has scored on its opening drive of both halves three times this season.

## BRYAN'S DEPENDABLE LEG

Freshman Wyatt Bryan has made at least one field goal in all nine collegiate games he has



played in (he was not used vs. UNLV on Nov. 14), including seven in a row dating back to Sept. 26. Bryan made two field goals in the Rams' Border War win at Wyoming (11/7), and a week prior nailed a 44-yarder (career long) against San Diego State to give the Rams a 10-7 lead.

Bryan is 11-of-15 on the year, including a 37-yarder as regulation expired, sending the Rams' game against Minnesota (9/12) into overtime.

### CONSECUTIVE GAMES WITH A RECEPTION

All-America wide receiver Rashard Higgins leads the Rams with 47 receptions on the season. He has now recorded a catch in all 35 collegiate contests he has played in. Just 10 active FBS receivers have hauled in a catch in more consecutive games.

### FIELD-POSITION GAME

CSU's has the third-best offense in the Mountain West (417.3 yards per game), and while a lot of that is due to the playmakers on offense, some of the credit goes to the kick returners. CSU is averaging 24.83 yards per return, 13th-best nationally. Five of the Rams' returns have gone for at least 30 yards, including a 53-yard return by Deionte Gaines vs. UNLV (11/14).

### IN THE (RED) ZONE

CSU was a perfect 7-of-7 in red-zone opportunities against UNLV (11/14), scoring touchdowns all seven times (additionally, the Rams are 18-of-20 in the red zone over the past four games). On the season, the Rams have scored during 88.4 percent of drives that reach the red zone, good for 30th in the nation.

### STANDING TALL ON 3RD DOWN

Opponents have converted on just 32.8 percent of third-down opportunities (44-of-134), which ranks 25th nationally. Conversely, CSU's offense has converted at a 44.5-percent rate (66-of-145; 25th in NCAA FBS). The Rams are one of five teams nationally to rank in the top 25 on offense and defense. Last year's season figure of 49 percent was a school record.

### DO OR DIE

While the Rams are among football's best on third down, when they've been presented with a fourth-and-short, they've been even better. CSU ranks 21st nationally, converting 10-of-15 fourth-down opportunities. The Rams were 2-for-2 at Wyoming (11/7), including going for it at their own 37 on the first series of the game. The move paid off and CSU scored a touchdown later in the drive.

A week prior vs. San Diego State (10/31) and backed up to its own 30, CSU elected to call a fake punt on 4th-and-5. The ball was snapped to linebacker Deonte Clyburn, who ran down the sideline for 13 yards and the first down.

### BEHIND THE LINE

CSU is averaging 7.4 tackles for loss per game, the 24th-best average in the country. While the defense's explosiveness is impressive, the Rams' offense line is equally notable. CSU's offensive line ranks 13th nationally, allowing 4.5 tackles for loss per game, and 23rd with 1.30 sacks allowed per game. CSU did not allow a sack against San Diego State (10/31), and on the season has allowed just 13 in 10 games, tied for third in the Mountain West and first among teams that run a balanced offensive attack.

### NO SHORTAGE OF PASS-CATCHING TARGETS

No team nationally has logged more career receiving yards than CSU, and only Cincinnati has more touchdown receptions. CSU's quarterbacks are throwing to targets – wide receivers, tight ends, running backs and fullbacks – who have accounted for 645 career receptions (7th) for 8,637 yards (1st) and 72 touchdowns (2nd).

### GOOD WORK, TRENT

Allstate Insurance Company and the American Football Coaches Association (AFCA) announced the roster for the 2015 Allstate AFCA Good Works Team, featuring Colorado State safety Trent Matthews. The Allstate AFCA Good Works Team is the most-esteemed off-the-field honor in college football, and recognizes 22 student-athletes nationally (11 FBS student-athletes and 11 from the FCS and other levels) who have made a positive impact on others and their communities. Matthews is the third Ram to be recognized, joining Ray Jackson (1995) and Myron Terry (1996).



Matthews, a fifth-year senior from Converse, Texas, earned his bachelor's degree in liberal arts in May 2015, and is currently working toward his master's in adult education. He was named a season captain at the end of the 2014 season, his junior campaign, and has been praised numerous times by head coach Mike Bobo for his leadership and selfless attitude.

"It's a blessing to be able to do things for others," Matthews said after learning of his place on the 2015 Good Works Team. "I just try to bring a smile to others. It's my passion. I want to go into coaching eventually, I want to teach...my goal is to better myself by bettering kids. That's my passion, that's my joy, and I'm at peace when I do those things."

For the past three summers, Matthews has coached youth football through the City of Fort Collins summer camps. Not limited to just a coach, he has gone beyond the call of duty of his role, and now supervises the coaching of the camps for the entire city, in addition to looking after kids during the camps and afterward. On several occasions, he has voluntarily stayed longer when parents are running late, and has even provided food for kids to ensure safety and that they're taken care of.

Additionally, Matthews has regularly scheduled appearances on his own at several elementary and middle schools, including Laurel Elementary, where he befriended a fifth grader who was having trouble with bullying. He makes visits about three times per month to mentor the youth and simply hang out with his younger friends. He regularly attends their sporting events, calls on birthdays and is available on-call at any moment.

Matthews also played a prominent role in the 2013 "adoption" of Jack Miller, an honorary team member thanks to a partnership with the Friends of Jaclyn Foundation. He has also been instrumental in welcoming children with special needs to team practices and other functions through Respite Care of Fort Collins.

For as much as he gives, Matthews truly believes he receives. In a recent production meeting, he stated that every person has a gift, and that his gift is to give joy - something he believes was instilled in him from his mother. Once his playing days are complete, Matthews has desires to stay involved with kids. He has an interest in becoming a high school history teacher and football coach.

On the field, Matthews was a 2014 All-Mountain West Honorable Mention pick and in July was one of 42 players selected to the Jim Thorpe Award Watch List, which is annually given to the nation's top defensive back. He is also on the watch list for the Wuerffel Trophy, another prestigious community-service award.

Fans can vote Matthews as the Team Captain every day through Nov. 25 at [ESPN.com/Allstate](http://ESPN.com/Allstate).



CSU returned its top four pass catchers from 2014 and 10 of the 12 players who caught at least three passes last season. The wide receiver corps alone has logged 465 career receptions for 6,526 yards and 53 touchdowns.

### WILDCAT LEONARD

Junior quarterback Craig Leonard made his season debut vs. San Diego State (10/31), rushing twice for 15 yards from the wildcat formation during the Rams' first drive of the second quarter. He was again used four times (16 yards) at Wyoming (11/7) and twice (2 yards) vs. UNLV (11/14).

Prior to the recent time, Leonard had played in just three career games with one rush for nine yards (11/9/14 vs. Hawai'i).

### CONSISTENT KEVIN

Linebacker Kevin Davis is among the Mountain West leaders with 10.5 tackles for loss on the season. Dating back to 2014, he had at least shared a tackle for loss in 10 consecutive games through CSU's contest vs. San Diego State (10/31). The junior totaled exactly 1.5 tackles for loss in each of the Rams' first six games this season.

Davis leads all Rams with 79 tackles on the season, including a career-high 13 vs. Boise State (10/10). His 7.9 tackles-per-game average ranks eighth in the MW.

### NOT YOUR AVERAGE JOE

Wide receiver Joe Hansley is third on the team with five touchdowns, including two during an Oct. 17 victory over Air Force. For his career, Hansley has tallied 130 career catches for 1,749 yards and 11 touchdowns. The senior is two touchdowns, 10 receptions and 135 yards away from cracking CSU's career top 10 lists.

### MOVIN' ON UP

Senior linebacker Cory James ranks second on the team with 8.0 tackles for loss, but against Boise State on Oct. 10, he recorded his first sack of the season. The third-down sack moved the Broncos back seven yards, resulting in a missed 55-yard field-goal attempt. His 23rd career sack moved him ahead of Adrian Ross and into fourth place on CSU's and the Mountain West's career charts. Last week (vs. UNLV, 11/14) he earned his second sack of the season, moving into third place in the conference record book.

### BENDING, BUT NOT BREAKING

CSU's opponents have started drives in Rams territory four times this season, scoring just six points. Boise State's second drive of the game started at the CSU 12-yard line after a turnover, but the Broncos had to settle for a field goal after gaining just one yard. Earlier in the season, Minnesota started a drive at the 27-yard line before fumbling, Colorado started at the 35 but missed a field goal and Utah State began a drive at the 8 before being held to a field goal.

### EARLY AND OFTEN

CSU scored in all four quarters against UNLV, and on the season has put points on the board during 32 of 40 quarters.

### START TO FINISH

CSU scored 5:26 into its contest at Wyoming (11/7) and jumped out to a 26-0 lead before the Cowboys got on the board. It marked the third time that CSU did not trail in a game. Overall, the Rams led in

all but one contest this season (Boise State, 10/10).

### DRIVE BREAKDOWN

Of CSU's 38 touchdown drives, 12 have been scored in under two minutes, with the first five to start the season coming in one minute or less. More recently, however, the Rams have taken a more methodical approach, averaging 3:43 during its seven scores against UNLV (11/14).

- CSU scored 47 seconds into the season, the second-fastest in school history.
- Through two weeks, CSU was averaging just 1:31 per scoring drive, scoring eight of 14 times in one minute or less.
- CSU had a season-long 16-play drive that used 7:57 off of the clock against Boise State (10/10). The Rams have eight drives of at least 5:00.
- CSU's third score against Air Force came on a nine-play, 90-yard drive, the longest of the season in terms of yards. In the past two weeks, CSU has also had a touchdown drive of 88 yards and 89 yards.

### RECORDS WATCH

Junior Rashard Higgins has sole possession of second place for career receptions and receiving yards, and holds CSU's career touchdown mark. The wide receiver is in position to continue to move up over the final weeks of the season, as are several other Rams:

#### Joe Hansley

- Has 11 career touchdowns, needing two to move into CSU's top-10 list
- Has 1,749 career receiving yards, 135 shy of 10th place
- Has 130 career receptions, 10 away from 10th place

#### Rashard Higgins

- Career touchdown: Has 31, already a school record
- Career receiving yards: Has 3,356, moving ahead of Greg Primus last week against UNLV. He needs 279 to set CSU's all-time record (David Anderson, 3,634)
- Has 221 receptions, needing three to set CSU's career mark (David Anderson, 223)

#### Cory James

- Moved up to fourth place with a sack Oct. 10 vs. Boise State, the 23rd of his career, and third in Mountain West history with his second sack of the season vs. UNLV on Nov. 14. He needs one to reach Mike Bell for third place, 4.5 to total Brady Smith for second and nine to match Clark Haggans' school record

#### Trent Matthews

- Has nine career interceptions, needing one to move into CSU's top 10

### GETTING DEFENSIVE

- CSU has three players ranked in the top 25 in the MW for tackles: Kevin Davis is eighth (7.9 per game), followed by Pierre Louis (6.7; 20th) and Matthews (6.6, 23rd).
- Junior Tyree Simmons has nine pass breakups, tied for fourth in the MW. He was also in on two turnovers against Air Force (10/17).
- Davis has at least a share of a tackle for loss in eight games

*Notes continued on Page 11*



### #HOLLYWOODHIGGINS

Colorado State has one of the most-decorated players in the entire country in junior Rashard "Hollywood" Higgins. In two-plus seasons, the wide receiver has rewritten the CSU record books, holding the school's marks for single-season yards and touchdowns in addition to career touchdowns.

His game has elevated CSU to new heights, and the nation has taken notice. In 2014, Higgins was a consensus first-team All-American – CSU's first since 1995 and third ever – after leading the NCAA FBS with 1,750 receiving yards, 17 touchdown receptions and 18.2 yards per catch. He totaled at least 100 yards in eight consecutive games, a CSU record and a streak which led the nation.

Higgins was one of three finalists for the Biletnikoff Award – the other two, Amari Cooper and Kevin White, were selected in the first round of the NFL Draft. This summer, he was one of three players named to watch lists for the Maxwell Award, Biletnikoff Award and Walter Camp Player of the Year. Of the Walter Camp nominees, just three others were also first-team Walter Camp All-Americans in 2014. In July, he was picked as the Mountain West Preseason Player of the Year, and has been named to preseason All-America first teams by ESPN, Sports Illustrated, USA Today.

### GET YOUR POPCORN READY

In an effort to promote Higgins for major awards, including the Biletnikoff Award, Heisman Trophy and others, the CSU Athletics Department launched a campaign, including a website - [www.HollywoodHiggins.com](http://www.HollywoodHiggins.com) - and promotional popcorn. The bags of popcorn have a photo of Higgins with the text, "Hollywood performances are best enjoyed with popcorn." The popcorn was distributed to members of the media at Mountain West Media Days in July, and will continue to be sent out throughout the season.

The Hollywood nickname was given to Higgins by his peewee coach and has taken off over the past two seasons as Higgins' game has continued to elevate.

### 2015 PRESEASON AWARDS

Jake Bennett .....	Athlon Sports All-Mountain West fourth team
Sam Carlson.....	Athlon Sports All-Mountain West second team
Kivon Cartwright.....	John Mackey Award Watch List
.....	Phil Steele All-Mountain West fourth team
Dalyn Dawkins .....	Athlon Sports All-Mountain West fourth team
Deionte Gaines .....	Athlon Sports All-Mountain West first team
.....	Phil Steele All-Mountain West first team
Justin Hansen.....	Phil Steele All-Mountain West fourth team
Rashard Higgins ...	Mountain West Preseason Offensive Player of the Year
.....	Walter Camp Player of the Year Award Watch List
.....	Maxwell Award Watch List
.....	Biletnikoff Award Pre-Season Watch List
.....	Phil Steele All-America first team
.....	Sporting News All-America first team
.....	ESPN All-America first team
.....	Sports Illustrated All-America first team
.....	USA Today All-America first team
.....	Athlon Sports All-America third team
.....	Athlon Sports All-Mountain West first team
.....	Phil Steele All-Mountain West first team
.....	Sporting News All-Mountain West first team
Hayden Hunt .....	Ray Guy Award Watch List
.....	Athlon Sports All-Mountain West second team
.....	Phil Steele All-Mountain West second team
Cory James .....	Butkus Award Watch List
.....	Athlon Sports All-Mountain West second team
.....	Phil Steele All-Mountain West second team
Joe Kawulok .....	Sporting News All-Mountain West first team
.....	Athlon Sports All-Mountain West third team
.....	Phil Steele All-Mountain West third team
Trent Matthews .....	Jim Thorpe Award Watch List
.....	Wuerffel Trophy Watch List
.....	Allstate AFCA Good Works Team candidate
.....	Phil Steele All-Mountain West first team
.....	Athlon Sports All-Mountain West second team
Kevin Pierre-Louis .....	Athlon Sports All-Mountain West third team
.....	Phil Steele All-Mountain West third team
Nick Stevens.....	Athlon Sports All-Mountain West third team
Steven Walker .....	All-Mountain West Preseason Team
.....	John Mackey Award Watch List
.....	Phil Steele All-Mountain West first team
.....	Sporting News All-Mountain West first team
.....	Athlon Sports All-Mountain West third team
Fred Zerblis.....	Athlon Sports All-Mountain West first team
.....	Phil Steele All-Mountain West second team





## RAMS' RECORD WHEN...

Category	2015
Overall	5-5
Home	3-3
Away	2-1
Neutral	0-1
Mountain West	3-3
Non-Conference	2-2
Overtime	0-2
Day	3-2
Night	2-3
vs. Top 25	0-1
Scores first	4-2
Opponent scores first	1-3
Leading after 1st quarter	3-2
Trailing after 1st quarter	1-1
Leading at the half	4-2
Trailing at the half	1-3
Tied at the half	0-0
Leading after 3rd quarter	4-1
Trailing after 3rd quarter	0-3
Tied after 3rd quarter	0-1
Wins coin toss	2-4
Loses coin toss	3-1
Natural grass	0-1
Artificial surface	5-4
September	2-2
October	1-3
November	2-0
December	0-0
Score <20 points	0-3
Score 20+ points	2-2
Score 30+ points	2-0
Score 40+ points	2-0
Opponent Scores <20 points	2-0
Opponent Scores 20+ points	1-3
Opponent Scores 30+ points	2-2
Opponent Scores 40+ points	0-2
Gain <20 First Downs	0-2
Gain 20+ First Downs	5-3
Opponent Gains <20 First Downs	2-1
Opponent Gains 20+ First Downs	4-3
More Rushing Yards Than Opponent	2-1
Fewer Rushing Yards Than Opponent	3-4
Rush For <100 Yards	0-0
Rush For 100+ Yards	5-5
Opponent Rushes For <100 Yards	1-0
Opponent Rushes For 100+ Yards	4-5
More Passing Yards Than Opponent	5-3
Fewer Passing Yards Than Opponent	0-2
Pass For <200 Yards	1-2
Pass For 200+ Yards	4-3
Opponent Passes For <200 Yards	4-2
Opponent Passes For 200+ Yards	1-3
Pass For <300 Yards	1-4
Pass For 300+ Yards	2-0
Opponent Passes For <300 Yards	3-3
Opponent Passes For 300+ Yards	0-1
More Total Yards Than Opponent	4-1
Fewer Total Yards Than Opponent	1-4
Gain <300 Total Yards	0-1
Gain 300+ Total Yards	5-4
Opponent Gains <300 Total Yards	2-0
Opponent Gains 300+ Total Yards	3-5
Commit No Turnovers	1-0
Win Turnover Battle	3-0
Equal Turnovers As Opponent	0-0
Lose Turnover Battle	2-5
Commit <6 Penalties	1-1
Commit 6+ Penalties	4-4
3rd Down % <25	0-1
3rd Down % 25-49	2-4
3rd Down % 50+	3-0
Opponent 3rd Down % <25	2-3
Opponent 3rd Down % 25-49	1-2
Opponent 3rd Down % 50+	2-0
Lead Time of Possession	2-2
Trail Time of Possession	3-3

this season, totaling 10.5 on the year.

- Martavius Foster, a senior defensive lineman, ranks 10th in the MW with 4.5 sacks. He is followed by Kiel Robinson (4.0) and Joe Kawulok (3.5).
- Elliott has two interceptions this season and seven for his career.
- Senior safety Trent Matthews set a career high with 12 tackles at Utah State (10/3), and then two weeks later surpassed it again, totaling 15 in a win over Air Force (10/17).
- In addition to a fumble recovery vs. Air Force, linebacker Deonte Clyburn had a then-career-most 10 tackles. That figure lasted one game, as he totaled 11 in the following contest against San Diego State (10/31) and 12 two weeks later vs. UNLV (11/14).
- Senior defensive back Nick Januska recorded his first career interception against Boise State (10/10). The pick came on the second play of the second half, deep in Boise State territory. Januska also added a career-most six tackles.
- Also against Boise State, senior safety Kevin Pierre-Louis had eight tackles, including his fourth career fumble recovery. Freshman linebacker Tre Thomas tied a career high with five tackles, including a personal-best 1.5 for loss and one pass breakup.
- A week prior, at Utah State on Oct. 3, senior safety Trent Matthews led all defenders with 12 tackles, then a career high. Also in the game, Cory James (10), Kiel Robinson (9) and DeAndre Elliott (7) tied career highs for tackles. James and Robinson each had 1.5 tackles for loss, including a seven-yard sack by Robinson.
- Junior Preston Hodges (vs. Colorado, 9/19) and senior Joe Kawulok (vs. UNLV, 11/14) have each blocked field goal attempts this season.

## CAPTURING HARDWARE

Three weeks after defeating Air Force to reclaim the Ram-Falcon Trophy, CSU won the Border War over Wyoming for the third consecutive season. It marks the second consecutive season that CSU has won two of its three traveling trophies. Additionally, head coach Mike Bobo became CSU's third-ever coach to win two rivalry games in his first season (Leon Fuller in 1982, Sonny Lubick in 1993).

CSU's Border War win marked the first time the Rams have won the rivalry game in three consecutive games since 1999-2002, and the first time they've won back-to-back games in Laramie since winning five in a row from 1993-2001. All-time, CSU is 57-44-5 in the series that dates back to 1899 – the longest continuous rivalry west of the Mississippi. CSU's win over Air Force was its second in its past three seasons after losing seven in a row from 2006-12.

## OFF THE BOARD

Wyoming was held without a point for the first 57:35 Saturday, the longest CSU has kept an opponent from scoring since at least 2002. The score came after CSU had built a 26-0 advantage and had subbed in its defensive reserves. CSU's last shutout came in 1997 against Hawai'i.

## MATTHEWS FORCING TURNOVERS

Senior safety Trent Matthews has been part of 14 career turnovers, and three of them came in CSU's win at Wyoming (11/7). During the Cowboys' first possession, Matthews recovered a loose ball that was stripped by Deonte Clyburn. CSU put three points on the board following the turnover.

On the first play of the fourth quarter, Matthews intercepted a Nick Smith pass, and on the next drive, recovered a Smith fumble. CSU forced four turnovers in the game, the most since Nov. 22, 2014 vs. New Mexico. Clyburn and Tyree Simmons' forced fumbles were their second of the season, respectively, while Terry Jackson's recovery was the first of his career. Sophomore linebacker Kiel Robinson added a career-most two sacks, the first being a strip-sack recovered by Jackson and the second stopping the Cowboys on 4th-and-5.

## WELCOME TO THE HALL OF FAME

CSU welcomed six new former student-athletes into the CSU Athletics Hall of Fame on Oct. 30, including two football players. Before a lengthy NFL career, Clark Haggans (1996-99) was a two-time all-conference defensive lineman at CSU, who still holds the Rams' career sacks record (33). Haggans played three seasons with fellow hall-of-fame offensive lineman Mike Newell, who was a first-team All-WAC center and four-time Academic All-WAC honoree. Both players won two conference championships during their time in the Green and Gold.



### KEEP ON GAINING

During CSU's game against San Diego State (10/31), its first 21 offensive plays all went for positive yardage. The Rams weren't stopped on a play until running back Dalyn Dawkins was halted for no gain on 3rd-and-2 with 8:51 remaining in the second quarter. The Rams connected on a field goal on the next play.

CSU became the fourth team to rush for at least 100 yards against San Diego State, posting 116 during the first half and 163 on the day. The Aztecs entered the game ranked 12th nationally, allowing 100.0 rushing yards per game.

### NWOSU GETS IN ON THE ACTION

Fullback Danny Nwosu played in 28 career games before recording his first catch, a six-yard gain to begin the second half against San Diego State (10/31). The junior didn't wait long to tally his second, catching a 14-yard pass from Nick Stevens to score the Rams' second touchdown of the afternoon. He is the 16th different player to catch a pass this season for CSU.

### TAKING THE LEAD

CSU's 10-7 lead over San Diego State (10/31) midway through the second quarter marked the first time since Nov. 21, 2014 that the Aztecs had trailed in a Mountain West game. The streak lasted 344:25 and parts of seven contests.

### QB1

First-year starting quarterback Nick Stevens had his most complete game against Air Force (10/17), throwing for a career-most 296 yards and three touchdowns. The sophomore leads the Mountain West and ranks 25th nationally with 19 touchdown passes, including four last week vs. UNLV. Stevens ranks second with 2,020 passing yards (56th in NCAA FBS) and a 142.7 pass efficiency rating (40th), and third with a 62.1 completion percentage (47th).

### BALL HAWK

Defensive back Tyree Simmons ranks eighth on the team with 31 tackles, but he could have more if it weren't for him making plays before the catch. The junior has eight of CSU's 25 pass breakups, which ranks fourth in the Mountain West. Additionally, in a win over Air Force on Oct. 17, Simmons picked off a pass – leading to a CSU touchdown – and on the next drive forced a fumble which was recovered by linebacker Deonte Clyburn and set up a Rams field goal. Simmons recorded his second forced fumble of the season at Wyoming (11/7).

### TIGHT END PLAY

Senior tight end Steven Walker, a 2014 All-Mountain West performer who was selected to the 2015 preseason team, entered the Rams' contest against Air Force (10/17) with five receptions in six games. Against the Falcons, he caught three passes, however, including his first touchdown of the season. The score put the Rams in front, 7-0.

### GROUND ATTACK

CSU rushed for 105 yards against Boise State (10/10), the most rushing yards allowed by the Broncos up to that point in the season. They entered the matchup against CSU ranked second in the NCAA FBS, allowing just 51.8 rushing yards per game and 1.8 yards per carry. CSU averaged 2.8 yards per rush, and on the night was led by Jasen Oden, Jr.'s 52 yards.

### SNAPPING STREAKS

CSU scored 10 first-half points against Boise State (10/10), snapping the Broncos' streak of 108 consecutive scoreless minutes. During the Broncos' first drive of the second half, quarterback Brett Rypien was intercepted by senior cornerback DeAndre Elliott, Boise State's first turnover in 14 quarters.

### KEY'S TURN IN COMMAND

Redshirt freshman quarterback Coleman Key entered the game against Boise State (10/10) during the third offensive series, just 4:52 into the game and on the Rams' sixth play from scrimmage. It was the earliest action he's seen this season, and the most since the season opener vs. Savannah State (9/5). Key remained in the contest for the remainder of the half and into the third quarter, leading CSU to a pair of scoring drives.

Prior to the season opener, head coach Mike Bobo named Nick Stevens the starting quarterback, but said he would also use Key regularly in certain situations. Key is 21-of-44 for 251 yards and three touchdowns this season, seeing action in six of 10 games. After taking over during the second half against Minnesota, Key led CSU down the field in 55 seconds to tie the game with a field goal as regulation

## JACK MILLER

CB | 4-1 | 53 | Louisville, Colo.



Through the Friends of Jaclyn Foundation, Colorado State adopted Jack Miller to its team in 2013. Miller, a 10 year old from Louisville, Colo., has been battling brain tumors more than seven years. Friends of Jaclyn pairs children and athletic teams, with a mission to improve the quality of life for children and their families battling pediatric brain tumors and other childhood cancers.

Miller and his family attend several of CSU's home football games. Below is a look at Miller's bio:

**2014:** In April, Jack received his own 2014 Upper Deck "Star Rookie" card...Later that month, Jack autographed his card and posed for pictures with fans in Aurora, Colo. ...Several teammates, including cornerback Bernard Blake, tight end Kivon Cartwright and linebacker SteveO Michel, went to Jack's autograph session...During Fall Camp, Miller attended a practice and spoke to the team, where he was presented with a poster autographed by the players and coaching staff.

**2013:** Became an honorary team member of the Colorado State Rams football program during a team meeting in August... Jack was presented his No. 1 customized CSU jersey by seniors Chris Nwoke and Weston Richburg.

**Personal:** Loves watching college football and enjoys skiing, baseball and soccer... Son of Darin and Jody Miller... Has three sisters - Riley, Ava his twin and Lexi... The connection with the CSU football team was made through Friends of Jaclyn Foundation ([www.friendsofjaclyn.org](http://www.friendsofjaclyn.org)).



expired. During the drive, he completed a 4th-and-8 completion.

### DO-IT-ALL HANSLEY

Senior wide receiver Joe Hansley has five touchdowns on the season, including the Rams' only touchdown Oct. 10 vs. Boise State. That night, he was also instrumental in CSU's other scoring drive, completing a 35-yard pass to senior tight end Kivon Cartwright in the second quarter. Six plays later, CSU cut the deficit to two possessions with a field goal. The completion was Hansley's second of his career, also connecting with Cartwright for a touchdown against UTEP in 2013.

Hansley is one of 18 active players in the FBS to have at least one career touchdown as a receiver, passer and either rusher or returner.

### TWO-POINT SUCCESS

Early in the fourth quarter at Utah State (10/3), quarterback Nick Stevens dashed for the left pylon and scored his first career rushing touchdown. Looking to cut the deficit to a single possession, the Rams went for two, with Stevens successfully connecting with wide receiver Rashard Higgins. It was CSU's first made two-point conversion since the 2013 New Mexico Bowl against Washington State when running back Donnell Alexander tied the game, part of an 18-point swing in the final 2:52 of the game.

### RAIN, RAIN GO AWAY

Weather forced CSU and Utah State into an extended halftime on Oct. 3 in Logan, Utah. The 32-minute lightning delay was added to the end of the 25-minute halftime, which was already extended for Utah State's homecoming activities. The homecoming show never happened because fans were forced to vacate the stadium for safety precautions.

### ODEN'S CAREER NIGHT

Senior Jasen Oden, Jr. made his third career start at running back at UTSA (9/26), and first of 2015, totaling a career-most 143 yards on 30 carries – also a career high. The 30 carries were the most by a Rams' back since Kapri Bibbs on Nov. 16, 2013 at New Mexico. Oden averaged 4.8 yards per carry, including a second-quarter touchdown. He also rushed five times for 43 yards and two first downs during the Rams' final drive, which used 5:28 to run out the clock and secure CSU's victory.

### SECURING THE FOOTBALL

CSU did not turn the ball over at UTSA (9/26), marking the first time since Oct. 25, 2014 vs. Wyoming that CSU has not turned the ball over. The Rams won the turnover battle for the first time this season thanks to a big play by senior cornerback DeAndre Elliott. With CSU leading 23-17 in the third quarter, UTSA was driving down the field and nearing the red zone when Elliott intercepted a pass at the 14-yard line. He returned the interception 19 yards, and five plays later, CSU scored a touchdown to take a 30-17 lead. It was Elliott's second pick of the season, and seventh of his career.

### DEFENSIVE SCORES

CSU didn't record a defensive touchdown during the entire 2014 season, but through the Rams' first four games of 2015 scored twice. The first came 47 seconds into the season, when junior line-backer Kevin Davis fell on a high snap in the end zone, resulting in a touchdown. At UTSA (9/26), the Rams recorded their first safety

since 2013, when the Roadrunners were called for holding while in the end zone. The two points made a big difference, as CSU went on to win 33-31.

### 2015 RECOGNITION

Wyatt Bryan ..	Mountain West Special Teams Player of the Week (Sept. 14)
Kivon Cartwright .....	John Mackey Award Midseason Watch List
Hayden Hunt .....	2015 Ray Guy Award semifinalist
.....	Ray Guy Award Player of the Week (Sept. 14)
Trent Matthews .....	Allstate AFCA Good Works Team
.....	Wuerffel Trophy watch list
Kevin O'Brien .....	Burlsworth Trophy nominee
Nick Stevens ..	Mountain West Offensive Player of the Week (Sept. 7)
.....	Royal Purple Las Vegas Bowl Player of the Week (Sept. 89)
.....	Royal Purple Las Vegas Bowl Player of the Week (Oct. 22)

### STAYING INSIDE

Conditions Sept. 26 in San Antonio were 72 and clear – like always. The Rams were playing a game in a dome for the first time since 2009 (at Idaho), and the victory was their first indoors since the 2001 New Orleans Bowl, at the Superdome.

### WORKING OVERTIME

Entering 2015, CSU had played in just three overtime contests, and none since a double-overtime victory at Utah State in 2011. Following a Week-1 win, the Rams played in back-to-back overtime games. In Week 2 against Minnesota (9/12), Wyatt Bryan's 37-yard field goal on the last play of regulation knotted the score at 20-20. Against Colorado (9/19), the Rams scored a game-tying touchdown with 4:29 to play and went to extended time after CU's game-winning field-goal attempt was shanked to the left as time expired. CSU's other overtime contests came in 2001 against No. 8 Fresno State and in 2007 against Colorado.

### VERSATILE DAWKINS

Running back Dalyn Dawkins rushed 20 times against Colorado (9/19) for a then-career-most 118 yards. The sophomore also added 59 yards through the air – including a screen pass he took 36 yards down the sideline – to become the first Ram since Raymond Carter on Sept. 25, 2010 vs. Idaho to have more than 100 rushing yards and 50 receiving yards in the same game. He scored the Rams' first touchdown of the game, helping CSU jump out to a 14-0 lead in the first quarter.

### THE POWER-5 AT HUGHES

CSU's contest against Minnesota on Sept. 12 marked the first time since 2007 that a school from a Power-5 conference has played at Hughes Stadium. Dating back to the venue's opening in 1968, just 10 schools currently part of the Power 5 have played non-conference games at Hughes Stadium. The Rams' lone wins were over Louisville in 2002 and West Virginia in 1978. Louisville (now with the ACC) at the time was a member of Conference USA, while West Virginia (Big 12) was an independent.

### WEEKLY HONORS

CSU had a student-athlete recognized as the Mountain West Player of the Week in each of the first two weeks of the season:

**Sept. 14:** Redshirt freshman Wyatt Bryan was named the MW Special Teams Player of the Week following his performance against Minnesota, which featured two PATs and two field-goal makes, including a 37-yard game-tying kick as regulation expired.

**Sept. 7:** Making his first career start, Nick Stevens had a debut to remember. When all was said and done, his final stat line read: 20-for-28, 289 yards, 5 touchdowns, 0 interceptions. Stevens was also recognized as the Royal Purple Las Vegas Bowl Player of the



Week.

### 500 AND COUNTING

Several firsts and records were set during CSU's season-opening victory over Savannah State (9/5), but perhaps the most special was the fact that it gave the program its 500th all-time victory. CSU football, which began in 1893 and earned its first win on Jan. 28 of that year, is 504-558-33 (.475) all-time. The Rams became the seventh school in the Mountain West to reach the milestone.

### ONE AND COUNTING

While the Rams' season-opening victory was the school's 500th all-time, it was Mike Bobo's first as a head coach. Bobo is the fifth Rams coach to win his debut, joining Julius "Hans" Wagner, Bob Davis, Jerry Wampfler and Jim McElwain.

"Any time you get a chance to play anything, I don't care if it's the first or the 50th or the 100th, I like to win," Bobo said afterward. "I like to compete. I'm 41, and for 36 years probably, since I was five, I've sat in there and listened to the head coach talk, wondering what it's like to be a head coach, how I'd feel. But it really ain't about me; it's about them... Them playing together and playing for each other, and I thought they did that today."

### SETTING THE TEMPO

A cliché across sports is that a win in the season opener sets the tone for the entire season, and while the Rams' win over Savannah State was just Game 1 of 12, it was an important first victory. Of the 60 seasons that CSU has won its opener, it has gone on to have a winning record 38 times (.633). CSU's season-opening victory was its fourth in the past five seasons.

### WELCOME BACK, KIVON

Playing for the first time in more than a year, sixth-year senior tight end Kivon Cartwright had an emotional return against Savannah State, catching three passes for 56 yards, including the team's first offensive touchdown. The nine-yard touchdown in the first quarter was just his second catch since 2013, and his first touchdown since Oct. 19, 2013 at Wyoming.

Cartwright missed all but one game in 2014 with an ankle injury and received a sixth year of eligibility by the NCAA in February. Cartwright was an All-Mountain West performer in 2013 and in October was named to the John Mackey Award Midseason Watch List. Through 10 games, he has 16 catches for 263 yards, including a career-high-tying four receptions at Wyoming (11/7).

### YOUNG KID ON THE BLOCK

After 15 years as an assistant, Mike Bobo finally made his head coaching debut, and did so at the age of 41. That makes him the 13th-youngest head coach in the NCAA FBS. Among the 18-youngest coaches, five come from the Mountain West (Boise State's Bryan Harsin, 38; Nevada's Brian Polian, 40; UNLV's Tony Sanchez, 41; and Utah State's Matt Wells, 41). PJ Fleck of Western Michigan is the FBS's youngest coach, at 34.

### BEGINNING THE SEASON AT HOME

Over the past 11 years, CSU has won its home opener nine times, but this season was just the second time during that span that the team's home opener came during the same week as the team's season opener. In 2006, CSU beat Weber State 30-6 on Sept. 2,

setting up a 4-1 start to the year.

### SPREADING THE LOVE

The Rams spread the ball around Sept. 5 against Savannah State, with 11 different players catching at least one pass. CSU began the game with three receivers lined up, and the first pass went to All-America wide receiver Rashard Higgins. The junior led all players with seven catches for 84 yards and a touchdown, but he was hardly the only target. Senior Joe Hansley had five catches for 67 yards and a score, while senior tight end Kivon Cartwright caught three passes for 56 yards and the team's first offensive touchdown.

Of the Rams' six receiving touchdowns (second-most in school history), all six went to different receivers. The 11 pass catchers included six receivers, two tight ends, two running backs and one fullback. The list does not include Preseason All-Mountain West tight end Steven Walker.

### OFFENSIVE EXPLOSION

CSU lost its starting quarterback to the NFL, its leading rusher and is under a new, no-huddle system under a first-year head coach, but there were few hiccups during the season opener, as CSU poured on 598 yards of offense for 65 points.

- The 65 points were the fifth-most in CSU history, including the third-most at home and the most in a season opener.
- CSU's 52-point margin of victory was the program's largest since beating Hawai'i 63-0 on Oct. 4, 1997. It was CSU's 11th victory by 52-plus points all-time, including the sixth time at home.
- CSU's nine touchdowns tied for the third-most in school history, and its six passing touchdowns were the second-most.
- The Rams finished with 598 total yards of offense, the 14th time since the start of the 2013 season that CSU has been over 500.
- CSU's 33 first downs were tied for the third-most in a game. CSU held SSU to 11 first downs.
- CSU did not punt once during the game.

### DEBUTS

Mike Bobo and much of his staff weren't the only Rams making their debuts during the season opener. Six Rams made their first career starts against Savannah State (9/5), while 18 players made their collegiate debuts: Wyatt Bryan, Braxton Davis, Dalyn Dawkins, Patrick Elsenbast, John Freismuth, Colton Foster, Kyle Jacobs, Olabisi Johnson, Coleman Key, Izzy Matthews, George Maumau, Saladin McCullough II, Colby Meeks, Braylin Scott, Trey Smith, Demontrie Taylor, Tre Thomas and Darnell Thompson.

### ORANGE IS THE NEW GREEN

Colorado State honored its Aggie heritage during its season opener, as fans and the team wore the color orange in honor of the school's annual Ag Day celebration. Formerly the Colorado A&M Aggies (prior to 1957), CSU's jerseys represented the school's original colors of pumpkin and alfalfa.

Since 1981, Ag Day, which is hosted by CSU's College of Agricultural Sciences and Department of Intercollegiate Athletics along with Colorado agricultural organizations and associations, is a non-profit event with proceeds furnishing scholarships to CSU agricultural science students. Prior to the game, Colorado agricultural growers and producers prepared Colorado's premier outdoor barbecue



from quality Colorado food products. While donning the orange uniforms in Orange Outs, CSU is 6-0.

### COORS LIGHT COACH'S SHOW

The Coors Light Coach Bobo Coach's Show occurs every Wednesday at C.B. & Potts on Elizabeth Street. The show can also be heard on CSU's flagship radio station, ESPN 105.5. The final show will take place on Tuesday, Nov. 24 (moved up one day due to Thanksgiving).

### THURSDAY-NIGHT TV

Thursday Night Football will have to take a backseat for Rams fans. Fans in the region have two opportunities to get an inside glimpse of CSU football. Todd Romero and former CSU and NFL standout Joel Dreessen co-host STATE of the Rams on Altitude, from 6-6:30 p.m. Following that, from 6:30-7 p.m., the Rams Report is back for its second season on ROOT SPORTS.

### COMING HOME IN 2017

After five decades playing at Hughes Stadium, the Rams will bring football back to campus beginning in 2017. The new, \$220 million on-campus stadium has a capacity of 41,000, and will be located on the heart of campus, at the intersection of Pitkin and Meridian (Hughes Stadium is located approximately three miles west of campus).

The state-of-the-art, multi-purpose stadium will have the ability to be used by multiple sports teams and will have an alumni center and academic space built in. Site prep began in May, and a groundbreaking ceremony took place prior to the Rams' contest against Minnesota on Sept. 12. More information, including a webcam on the construction site, can be found at [www.stadium.colostate.edu](http://www.stadium.colostate.edu).

### #NEXTLEVELRAMS

Colorado State is one of 15 NCAA FBS schools nationally to have multiple NFL Draft picks in rounds 1-3 in each of the past two seasons. Not only are the #NextLevelRams continuing their careers, but they're also producing. Of CSU's four Draft picks in the past two seasons, four have started for their respective teams this fall, and another is currently learning from future NFL Hall of Famer Drew Brees. Additionally, veteran Shelley Smith is in his sixth season in the League, while Erik Pears, now in his 10th, is starting for the 49ers. Originally an undrafted free agent, linebacker Shaquil Barrett made the Broncos' 53-man roster after having one of the highest preseason performance ratings among all NFL linebackers, according to Pro Football Focus.

Player	Pos.	Team
Shaquil Barrett	LB	Denver Broncos
Kapri Bibbs	RB	Denver Broncos <sup>^</sup>
Crockett Gillmore	TE	Baltimore Ravens
Garrett Grayson	QB	New Orleans Saints
Erik Pears	OL	San Francisco 49ers
Weston Richburg	OL	New York Giants
Ty Sambrailo	OL	Denver Broncos*
Shelley Smith	OL	Denver Broncos

<sup>^</sup> denotes practice squad

\* denotes injured reserve



### 2015 GAME-BY-GAME CAPTAINS

Game captains for the 2015 season will be decided on a week-by-week basis. At the end of the season, the coaching staff and players will decide on four players that will earn the honor of 'season captains.' Below are the weekly captains:

Savannah State .....	S. Carlson, K. Cartwright, K. Pierre-Louis, E. Williams
Minnesota .....	S. Carlson, M. Foster, J. Kawulok, J. Schlager
vs. Colorado .....	D. Elliott, J. Hansley, J. Kawulok, E. Williams
at UTSA ....	Rashard Higgins, Trent Matthews, Kevin O'Brien, Kevin Pierre-Louis
at Utah State .....	Cory James, Jasen Oden, Jr., Kevin Nutt, Jr., Fred Zerblis
Boise State .....	Sam Carlson, Kevin Davis, Trent Matthews, Jasen Oden, Jr.
Air Force .....	Sam Carlson, Nu'uvali Fa'apito, Joe Hansley, Kevin Pierre-Louis
San Diego State ..	Sam Carlson, Deonte Clyburn, Martavius Foster, Tyree Simmons
at Wyoming .....	Deonte Clyburn, Joe Kawulok, Craig Leonard, Jake Schlager
UNLV .....	Sam Carlson, Nu'uvali Fa'apito, Trent Matthews, Kevin Pierre-Louis
at New Mexico .....	TBD
at Fresno State .....	TBD

### COIN TOSS

Opponent	Coin Toss	Game Result
Savannah State	Lost (kicked off)	W, 65-13
Minnesota	Won (received)	L, 23-20 (OT)
vs. Colorado	Won (received)	L, 27-24 (OT)
at UTSA	Won (kicked off)	W, 33-31
at Utah State	Won (kicked off)	L, 33-18
Boise State	Lost (received)	L, 41-10
Air Force	Won (kicked off)	W, 38-23
San Diego State	Won (kicked off)	L, 41-17
at Wyoming	Lost (received)	W, 26-7
UNLV	Lost (kicked off)	W, 49-35
at New Mexico		
at Fresno State		

## COLORADO STATE FOOTBALL



SAVANNAH STATE

13



COLORADO STATE

65

**GAME 1**

Saturday, Sept. 5, 2015  
Sonny Lubick Field at Hughes Stadium  
Fort Collins, Colo.  
Attendance: 24,571

- Saturday's win was the 500th in school history. The program began in 1893, and is 500-553-33 (.475) all-time.
- Mike Bobo, the 22nd head coach in CSU history, is the fifth to win his first game.
- Dating back to Nov. 9, 2013, CSU has won nine consecutive games at Hughes Stadium, a school record.
- The 52-point margin of victory is CSU's largest since beating Hawai'i 63-0 on Oct. 4, 1997.
- It marks CSU's 11th victory by 52-plus points all-time, including the sixth time at home.
- CSU is 6-0 in Orange Out games dating back to 2010, when CSU began wearing orange jerseys. The jerseys honor the school's Aggie heritage and its original color (along with alfalfa) until 1957.
- The Rams began the season with a victory for the fourth time in the past five seasons.
- CSU scored 47 seconds into the game, the second-fastest score to open the season in school history. Jeremy Calhoun caught an 80-yard touchdown pass from Moses Moreno on the first snap against Tennessee-Chattanooga in 1996, scoring at 14:50.
- Saturday's opening score marked the fourth time that CSU has scored its first point of the season on defense.
- QB Nick Stevens threw touchdown passes to five different receivers (Cartwright, Higgins, Williams, Oden and Hansley). A sixth receiver caught a touchdown in the third quarter when Coleman Key connected with Olabisi Johnson. Eleven different receivers caught a pass overall.
- CSU scored 65 points despite having the ball for just 23:15 (Savannah State's time of possession was 36:45).
- CSU recorded six sacks, including three by senior DL Martavius Foster (the first three of his career). Sophomore LB Kiel Robinson also recorded his first career sack.
- Of CSU's nine touchdowns, six were scored in 1:00 or less, including one in eight seconds and another on defense.
- CSU's nine touchdowns tied for the third-most in school history, and its six passing touchdowns were the second-most.
- The Rams finished with 598 total yards of offense, the 14th time since the start of the 2013 season that CSU has been over 500.

**SCORING SUMMARY****First Quarter**

14:13 CSU K. Davis 0-yard fumble recovery (W. Bryan kick)  
12:35 CSU K. Cartwright 9-yard pass from N. Stevens (W. Bryan kick)  
5:35 CSU W. Bryan 31-yard field goal  
0:18 CSU D. Gaines 18-yard run (W. Bryan kick)

**Second Quarter**

12:54 CSU R. Higgins 12-yard pass from N. Stevens (W. Bryan kick)  
7:01 CSU X. Williams 35-yard pass from N. Stevens (W. Bryan kick)  
4:15 SSU: R. Williams 63-yard run (J. Barron kick)  
1:48 CSU J. Oden, Jr. 4-yard pass from N. Stevens (W. Bryan kick)

**Third Quarter**

13:14 CSU J. Hansley 12-yard pass from N. Stevens (W. Bryan kick failed)  
2:37 CSU O. Johnson 13-yard pass from C. Key (W. Bryan kick)

**Fourth Quarter**

12:55 SSU J. Barron 44-yard field goal  
5:33 SSU J. Barron 28-yard field goal  
0:02 CSU I. Matthews 37-yard run (W. Bryan kick)



MINNESOTA

23



COLORADO STATE

20

**GAME 2**

Saturday, Sept. 12, 2015  
Sonny Lubick Field at Hughes Stadium  
Fort Collins, Colo.  
Attendance: 32,500

- Saturday marked the first time since 2007 that a school from a Power-5 conference has played at Hughes Stadium.
- The sellout crowd (32,500) is CSU's third in its past six home games. Prior to last season, the program's most-recent sellout was in 2004.
- The loss snapped CSU's school-record nine-game home win streak, dating back to the 2013 season.
- Saturday marked CSU's fourth-ever overtime game, and first since a double-overtime win at Utah State (Sept. 24, 2011).
- Despite the loss, CSU was in control for the majority of the game, leading for 40 minutes and 40 seconds.
- Redshirt freshman QB Coleman Key took over the offense with 4:35 remaining in the third quarter, scoring 10 points during a span of 5:12. He finished 8-for-13 for 91 yards and one touchdown.
- Key hit senior WR Joe Hansley for a 49-yard touchdown two plays into the fourth quarter, giving the Rams a 17-13 lead. Hansley now has a touchdown reception in both games this season, and has eclipsed 50 yards receiving in both contests (59).
- CSU's first scoring drive went for 64 yards, all on the ground. QB Nick Stevens gained 10 yards on a third-and-long scramble, while RB Dalyn Dawkins rushed six times for 54 yards, including a 17-yard touchdown (first of his career).
- Junior Hayden Hunt's third punt of the game rolled to the two-yard line, totaling 73 yards. The punt was the eighth-longest in school history, and the longest since 2012.
- Redshirt freshman K Wyatt Bryan hit a career-most two field goals, going 2-for-2 (26, 37).
- Junior LB Kevin Davis led the Rams' defense with 11 tackles, including 1.5 for loss (previous high: 8 vs. Fresno State, Oct. 6, 2012). He has 3.0 TFL this season. Also with career highs: Redshirt freshman DL Colton Foster, 2 tackles (tie); senior DL Martavius Foster, 3 tackles (tie); sophomore DB Kevin Nutt, Jr. (1 tackle); sophomore LB Kiel Robinson, 8 tackles; junior DB Tyree Simmons, 7 tackles, 4 pass breakups.
- Senior DE Joe Kawulok had a sack for the second consecutive game. He also added four tackles and a pass breakup.
- Sophomore DL Josh Lovingood's third-quarter fumble recovery was the second of his career (at San Jose State, Nov. 1, 2014). Junior LB Deonte Clyburn forced his first career fumble, while senior DB Nick Januska recovered his first.

**SCORING SUMMARY****First Quarter**

11:05 CSU D. Dawkins 17-yard run (W. Bryan kick)

**Second Quarter**

2:51 MINN R. Santoso 35-yard field goal  
0:13 MINN R. Santoso 50-yard field goal

**Third Quarter**

13:42 MINN D. Wolitarsky 38-yard pass from M. Leidner (R. Santoso kick)  
3:05 CSU W. Bryan 26-yard field goal

**Fourth Quarter**

14:23 CSU J. Hansley 49-yard pass from C. Key (W. Bryan kick)  
0:55 MINN KJ Maye 22-yard pass from M. Leidner (R. Santoso kick)  
0:00 CSU W. Bryan 37-yard field goal

**Overtime**

MINN R. Santoso 18-yard field goal



## COLORADO STATE FOOTBALL



COLORADO

27



COLORADO STATE

24

## GAME 3

Saturday, Sept. 19, 2015  
Sports Authority Field at Mile High  
Denver, Colo.  
Attendance: 66,253

- The overtime game was CSU's second in a row and fifth in school history. It marked the second time that the Rocky Mountain Showdown has gone into overtime (2007).
- Saturday's attendance of 66,253 was the largest in the Showdown since 2008 (69,619). A total of 31,601 tickets were distributed by CSU, 31,796 by CU and 2,856 through the Denver Broncos.
- Statistically, CSU's offense put up more yards (500 to 345), first downs (27 to 18), rushing yards (218 to 125) and passing yards (282 to 220).
- The Rams totaled 218 rushing yards, led by 118 by Dalyn Dawkins (5.9 per carry) and 80 by Jasen Oden, Jr. (3.2).
- Dawkins rushed 20 times for a career-most 118 yards and caught six passes for 59 yards, becoming the first CSU player since Raymond Carter on Sept. 25, 2010 to have more than 100 rushing yards and 50 receiving yards in the same game.
- Junior WR Rashard Higgins led all players with eight catches for 125 yards, including a first-half touchdown catch and a 37-yard reception in the second half.
- The Rams limited the Buffs to 3-of-13 on third down. Conversely, CSU converted 8-of-18 third-down attempts.
- Junior LB Kevin Davis led CSU with nine tackles, including 1.5 for loss. Both TFL came on the same drive when CU was deep in CSU territory late in the second quarter.
- CSU had the ball on CU's side of the field 11 times, but could only score four times.
- The Rams' opening score marked the first time since 2012 that CSU has scored first in the Rocky Mountain Showdown. CSU has scored first in all three games this season.
- The 10-play, 52-yard scoring drive took 5:18 of the clock, CSU's longest scoring drive of the season. Entering the game, the Rams had been averaging 1:31 over 14 scores.
- Sophomore WR Deionte Gaines returned the game's opening kickoff for 51 yards, the second-longest kickoff return of his career (61, Oct. 25, 2014 vs. Wyoming).
- Following a Ken Crawley interception, CU started its final drive at the CSU 35. The Rams recorded three tackles for loss on the drive, with it ending with a blocked field-goal attempt (36 yards) by junior Preston Hodges. It was CSU's first blocked field goal since Oct. 25, 2014 vs. Wyoming.
- QB Nick Stevens started the game 8-for-9 for 79 yards, including completions to six different receivers. The sophomore finished with 25-of-39 for 282 yards, one touchdown and two interceptions.

## SCORING SUMMARY

## First Quarter

7:47 CSU D. Dawkins 13-yard run (W. Bryan kick)  
2:44 CSU R. Higgins 25-yard pass from N. Stevens (W. Bryan kick)

## Second Quarter

13:06 CU D. Gonzalez 52-yard field goal  
4:44 CU S. Fields 65-yard pass from S. Liufau (D. Gonzalez kick)

## Third Quarter

11:28 CU D. Ross 24-yard pass from S. Liufau (D. Gonzalez kick)  
6:54 CSU W. Bryan 24-yard field goal

## Fourth Quarter

8:50 CU K. Olugbode 60-yard interception return (D. Gonzalez kick)  
4:29 CSU J. Oden, Jr. 1-yard run (W. Bryan kick)

## Overtime

CU D. Gonzalez 32-yard field goal



COLORADO STATE

33



UTSA

31

## GAME 4

Saturday, Sept. 26, 2015  
Alamodome  
San Antonio, Texas  
Attendance: 24,705

- Senior RB Jasen Oden, Jr. rushed for a career-most 143 yards on 30 carries (also a career high). His previous high was 90 on Oct. 4, 2014, against Tulsa. He has rushed for at least 74 yards in three of CSU's four games this season.
- Sophomore QB Nick Stevens finished the game 15-of-28 for 255 yards and three touchdowns.
- Senior CB DeAndre Elliott helped CSU win the turnover game for the first time this season. His third-quarter interception set up a CSU touchdown. The Rams did not turn the ball over for the first time this season.
- The win was CSU's first in a dome since the 2001 New Orleans Bowl. CSU hadn't played in a dome since facing Idaho in 2009.
- CSU's first-quarter safety was the Rams' second defensive score of the season (Kevin Davis recovered a fumble for a touchdown vs. Savannah State) and was CSU's first scored safety since Sept. 28, 2013 vs. UTEP.
- CSU's eight-point deficit in the first half (17-9) was its largest of the season. It was the first time this season that CSU has come from behind in a victory. Saturday also marked the first time CSU has trailed at halftime.
- Junior WR Rashard Higgins moved past Jeff Champine for third place in CSU history with 2,899 career receiving yards. He is one catch away from passing Champine for third place for career receptions (190).
- Higgins totaled 100-plus receiving yards for the second consecutive game and 14th time in his career (third-most in CSU history).
- For the sixth time in the past nine games, dating back to last season, a CSU receiver and rusher have both totaled 100 yards.
- Kevin Davis had 1.5 tackles for loss (one sack), marking the fourth consecutive game that the junior has had 1.5 TFL. He entered the season with 2.5 for his career.
- Seniors Martavius Foster (four on the season) and Joe Kawulok (three) also teamed up for a sack, forcing UTSA to punt late in the second quarter. Foster had a 15-yard sack on third down, moving UTSA out of field-goal range, negated for a facemask penalty (UTSA scored on the next play).
- CSU won its first road game since Nov. 1, 2014 at San Jose State. Despite the Rams' success over the past three seasons, CSU had lost its last three games away from Hughes Stadium, prior to Saturday.

## SCORING SUMMARY

## First Quarter

12:21 UTSA J. Rhodes 13-yard run (D. Portillo kick)  
9:15 CSU X. Williams 34-yard pass from N. Stevens (W. Bryan kick)  
4:25 CSU Team safety

## Second Quarter

13:21 UTSA D. Portillo 36-yard field goal  
10:00 UTSA D. Morgan II 11-yard pass from B. Bogenschutz (D. Portillo kick)  
4:34 CSU J. Oden, Jr. 2-yard run (W. Bryan kick)

## Third Quarter

12:41 CSU D. Gaines 13-yard pass from N. Stevens (W. Bryan kick)  
6:20 CSU R. Higgins 38-yard pass from N. Stevens (W. Bryan kick)  
3:07 UTSA J. Williams 13-yard run (D. Portillo kick)

## Fourth Quarter

10:53 CSU W. Bryan 21-yard field goal  
10:28 UTSA J. Williams 85-yard run (D. Portillo kick)



## COLORADO STATE FOOTBALL



COLORADO STATE

18



UTAH STATE

33

## GAME 5

Saturday, Oct. 3, 2015  
 Merlin Olsen Field at Maverik Stadium  
 Logan, Utah  
 Attendance: 22,051

- With the loss, CSU falls to 37-33-2 all-time against Utah State.
- CSU also lost its conference opener in 2014, before winning nine consecutive games en route to a 10-2 regular season.
- CSU had won seven of its last 10 true road games entering Saturday, the best stretch since 2002-03.
- CSU's 16-point deficit (26-10) was the largest of the season. The Rams' previously had not trailed by more than one possession (8).
- The teams were delayed 32 minutes coming out of halftime due to a lightning delay.
- Junior WR Rashard Higgins led all receivers with 10 catches for 114 yards and a touchdown. For his career, Higgins is averaging 100.4 yards per game.
- Higgins' touchdown reception was his fourth touchdown in as many games this season. He now has 27 for his career, spanning 17 different games.
- Senior S Trent Matthews recorded a career-most 12 tackles, surpassing his previous high of nine, set Oct. 27, 2012 vs. Hawai'i. In four career games against the Aggies, Matthews has 28 tackles and an interception.
- Cory James (10), Kiel Robinson and DeAndre Elliott (7) tied career highs for tackles. James and Robinson each had 1.5 tackles for loss, including a seven-yard sack by Robinson.
- For the fifth consecutive game, junior LB Kevin Davis has had 1.5 tackles for loss. He entered the game leading the Mountain West with 6.0 on the season.
- Redshirt freshman Wyatt Bryan nailed a 42-yard field goal late in the first quarter, a career long.
- Sophomore QB Nick Stevens was 21-of-46 for 252 yards and a touchdown. He also rushed for his first career touchdown. Stevens' lone interception came on the Rams' last offensive play of the game, going for the end zone on fourth down in the final minute of the game.
- Sophomore WR Xavier Williams had four catches for 71 yards, including a long of 43 that set up CSU's second touchdown of the night.
- WRs Rashard Higgins (30) and Xavier Williams (18) have both recorded at least one reception in every collegiate game of their careers.
- Keeping with its trend all season, CSU limited Utah State to 2-of-11 on third-down conversions. The Rams entered the game 17th nationally, allowing opponents to convert at just a 27-percent rate.

## SCORING SUMMARY

## First Quarter

6:04 USU J. Thompson 48-yard field goal  
 2:06 CSU W. Bryan 42-yard field goal

## Second Quarter

12:46 CSU R. Higgins 16-yard pass from N. Stevens (W. Bryan kick)  
 11:47 USU H. Sharp 42-yard pass from K. Myers (B. Warren kick)  
 0:56 USU K. Myers 26-yard run (B. Warren kick)

## Third Quarter

13:30 USU B. Warren 23-yard field goal  
 5:15 USU B. Warren 40-yard field goal

## Fourth Quarter

13:36 USU B. Warren 34-yard field goal  
 11:37 CSU N. Stevens 15-yard run (R. Higgins pass from N. Stevens 2-point conversion)  
 2:18 USU L. Hunt 33-yard run (B. Warren kick)



BOISE STATE

41



COLORADO STATE

10

## GAME 6

Saturday, Oct. 10, 2015  
 Sonny Lubick Field at Hughes Stadium  
 Fort Collins, Colo.  
 Attendance: 26,117

- CSU was held scoreless in the second half for the first time since the Royal Purple Las Vegas Bowl vs. Utah on Dec. 20, 2014. That game was also the last time CSU had been held to 10 points or fewer.
- CSU was limited to 10 total points at Hughes Stadium for the first time since Oct. 6, 2012 vs. Fresno State (28-7).
- CSU rushed for 105 yards, the most allowed by a Boise State opponent this season. Boise State ranks second in the NCAA, allowing just 51.8 rushing yards per game 1.8 yards per rush (CSU averaged 2.8).
- The Rams were led on the ground by Jasen Oden, Jr.'s 52 yards on 19 attempts.
- On the first play of the second quarter, QB Coleman Key hit WR Joe Hansley for a 13-yard touchdown. Entering Saturday, Hansley has 13 career receptions against Boise State, including seven for a career-high 149 yards and a touchdown in 2014. The score snapped Boise State's scoreless streak of more than 108 minutes.
- Senior DB Nick Januska intercepted his first career pass early in the second half, also adding a career-most six tackles and one tackle for loss. The turnover was Boise State's first in 14 quarters.
- Cory James' sack on 3rd-and-17 early in the second quarter moved him into fourth on CSU's and the Mountain West's all-time record books (23). It was his first sack of the season.
- Junior LB Kevin Davis led the Rams' defense with a career-high 13 tackles, including 1.5 for loss. He has recorded 1.5 tackles for loss in all six games this season (leads Mountain West).
- Junior WR Rashard Higgins caught his first pass of the game with 6:37 remaining in the first quarter, extending his receptions streak to all 31 career games he has played in.
- Higgins led CSU's offense with three catches for 42 yards, including a long of 20. Senior TE Kivon Cartwright had two catches for 43 yards, while nine others had one reception.
- Senior S Kevin Pierre-Louis had eight tackles, including his fourth career forced fumble.
- Freshman LB Tre Thomas had a career-high-tying five tackles, including a personal-best 1.5 tackles for loss and one pass breakup.

## SCORING SUMMARY

## First Quarter

12:10 BSU T. Sperbeck 53-yard pass from S. Williams-Rhodes (T. Rausa kick)  
 10:08 BSU T. Rausa 27-yard field goal  
 7:53 BS J. McNichols 56-yard run (T. Rausa kick)

## Second Quarter

12:56 CSU J. Hansley 13-yard pass from C. Key (W. Bryan kick)  
 14:16 BSU T. Sperbeck 85-yard pass from B. Rypien (T. Rausa kick)  
 3:11 CSU W. Bryan 20-yard field goal  
 0:00 BSU T. Rausa 35-yard field goal

## Third Quarter

4:50 BSU J. McNichols 1-yard run (T. Rausa kick)

## Fourth Quarter

12:18 BSU B. Rypien 4-yard run (T. Rausa kick)



## COLORADO STATE FOOTBALL



AIR FORCE

23



COLORADO STATE

38

**GAME 7**

Saturday, Oct. 17, 2015  
Sonny Lubick Field at Hughes Stadium  
Fort Collins, Colo.  
Attendance: 32,546

- CSU won the Ram-Falcon Trophy for the second consecutive game at Hughes Stadium (also 2013).
- Saturday's attendance of 32,546 marked the Rams' fourth sellout in their past eight home games dating back to Oct. 18, 2014. Prior to that, CSU had not posted a sellout in 10 seasons.
- CSU's 38 points were the most scored vs. an FBS team this season, and second-most overall (65 vs. Savannah State, 9/5).
- For the second time this season, CSU never trailed. The Rams scored 8:09 into the contest and led by as many as 25 points.
- CSU scored on four consecutive drives from late in the second quarter through the third frame - and five of six overall - to build a 25-point lead (38-13).
- CSU limited Air Force to 269 rushing yards, well below its season average (320.8).
- For the second time this season, CSU won the turnover battle (2-1).
- Senior RB Jasen Oden, Jr. found the end zone twice in the third quarter, his second career multi-touchdown game (UC Davis, 9/13/14). Oden finished with 11 carries for 89 yards, including a season-long of 42.
- Senior WR Joe Hansley scored a career-high-tying two touchdowns, both in the first half. He finished the game with three catches for a team-most 75 yards.
- Sophomore QB Nick Stevens completed 23-of-30 passes for a career-high 296 yards. One of his three touchdown passes went for 44 yards, a career long.
- Eight different receivers caught at least one pass, with five hauling in at least three.
- Senior TE Steven Walker, who entered the game with five receptions, recorded three, including the game's first touchdown.
- Junior CB Tyree Simmons was part of two turnovers - on back-to-back possessions - intercepting a Karson Roberts pass and forcing a fumble.
- Junior LB Deonte Clyburn had a career-most 10 tackles, in addition to a forced fumble that led to a Rams field goal (previous high: 5 vs. Savannah State, 9/5/15 and at Air Force, 11/28/14).
- Senior S Trent Matthews recorded a career-most 15 tackles, surpassing his previous best of 12, set at Utah State (10/3).
- The Rams converted 10-of-15 third downs to increase their season average to 46.0 percent (52-of-113). They entered the day ranked 41st in the NCAA FBS.

**SCORING SUMMARY****First Quarter**

6:51 CSU S. Walker 23-yard pass from N. Stevens (W. Bryan kick)  
5:24 AFA S. Davern 60-yard run (D. Oehrle kick failed)  
3:03 CSU J. Hansley 16-yard pass from N. Stevens (W. Bryan kick)

**Second Quarter**

3:18 AFA J. Owens 12-yard run (L. Strebel kick)  
0:43 CSU J. Hansley 44-yard pass from N. Stevens (W. Bryan kick)

**Third Quarter**

11:00 CSU J. Oden, Jr. 6-yard run (W. Bryan kick)  
6:43 CSU J. Oden, Jr. 4-yard run (W. Bryan kick)

**Fourth Quarter**

13:29 CSU W. Bryan 22-yard field goal  
10:18 AFA L. Strebel 41-yard field goal  
4:22 AFA B. Washington 2-yard run (L. Strebel kick)



SAN DIEGO STATE

41



COLORADO STATE

17

**GAME 8**

Saturday, Oct. 31, 2015  
Sonny Lubick Field at Hughes Stadium  
Fort Collins, Colo.  
Attendance: 18,125

- CSU's first 21 offensive plays went for positive yards. The Rams weren't held without positive yardage until RB Dalyn Dawkins was stopped for no gain on 3rd-and-2 with 8:51 remaining in the second quarter. The Rams connected on a field goal on the next play.
- CSU's 10-7 lead midway through the second quarter marked the first time since Nov. 21, 2014 that San Diego State had trailed in a Mountain West game. The streak lasted 344:25, and parts of seven games.
- Junior FB Danny Nwosu caught his first career pass to open the second half, and on the first play of the fourth quarter caught his second, a 14-yard touchdown.
- For the second consecutive game, junior LB Deonte Clyburn established a new career high, totaling 11 tackles, including 0.5 for loss.
- Freshman RB Izzy Matthews had a career-most 73 yards (7.6 per carry), including a long of 35.
- Junior P Hayden Hunt, who on Friday was named a candidate for the Ray Guy Award, had four punts for an average of 48.0 yards, including two of more than 50 yards and three touchbacks.
- Junior WR Rashard Higgins scored CSU's first points, hauling in a 35-yard touchdown as the first quarter expired. Higgins now has 28 career touchdowns, extending upon his school record.
- Freshman K Wyatt Bryan gave CSU a 10-7 lead midway through the second quarter with a career-best 44-yard field goal. Bryan has connected on his past five field-goal attempts, going 1-for-1 in each of the Rams' past five games.
- Junior LB Kevin Davis had a tackle for loss early in the third quarter, giving him at least a share of a TFL in 10 consecutive games. He has 10.5 this season.
- CSU's offensive line did not allow a sack.
- Senior QB Craig Leonard entered the game during the Rams' first offensive drive of the second quarter, rushing twice for 15 yards. Leonard has played in four collegiate games. He entered Saturday with one career rush, a nine-yard gain (11/9/14 vs. Hawai'i).
- QB Nick Stevens completed his first seven passes, totaling 118 yards and one touchdown. He finished the game 17-of-26 for 205 yards and two touchdowns.
- CSU became the fourth team this season to rush for at least 100 yards on San Diego State. The Aztecs entered Saturday ranked 12th nationally averaging 100.0 rushing yards per game. The Rams had 116 at the half, and 163 on the day.

**SCORING SUMMARY****First Quarter**

11:34 SDSU D. Pumphrey 1-yard run (D. Hageman kick)  
0:00 CSU R. Higgins 35-yard pass from N. Stevens (W. Bryan kick)

**Second Quarter**

8:48 CSU W. Bryan 44-yard field goal  
3:22 SDSU D. Hageman 20-yard field goal  
0:00 SDSU D. Hageman 54-yard field goal

**Third Quarter**

6:12 SDSU D. Pumphrey 32-yard pass from M. Smith (D. Hageman kick)  
3:34 SDSU D. Kazee 55-yard interception return (D. Hageman kick)

**Fourth Quarter**

14:51 CSU D. Nwosu 14-yard pass from N. Stevens (W. Bryan kick)  
14:10 SDSU D. Pumphrey 64-yard run (D. Hageman kick)  
7:55 SDSU C. Price 16-yard run (D. Hageman kick)



## COLORADO STATE FOOTBALL



COLORADO STATE

26



WYOMING

7

**GAME 9**

Saturday, Nov. 7, 2015  
Jonah Field at War Memorial Stadium  
Laramie, Wyo.  
Attendance: 18,682

- CSU won the Border War for the third consecutive season, the first time the Rams have won in three straight years since winning four in a row from 1999-2002.
- CSU won two of its three rivalry games in 2015, the most by a first-year head coach since Sonny Lubick went 2-for-2 in 1993.
- CSU shut out Wyoming for the first 57:35 of the contest. The last time the Rams held an opponent scoreless into the fourth quarter was during a 58-13 victory over Air Force on Nov. 30, 2013.
- CSU scored on its first four possessions to jump out to a 23-0 advantage, never trailing in the game.
- CSU out-gained Wyoming, 348-239 (273-80 in the first half), including 228-130 on the ground.
- Wyoming RB Brian Hill entered Saturday ranked No. 2 in the NCAA FBS with 140.2 rushing yards per game. The Rams limited Hill to 65 yards on 21 carries.
- Senior safety Trent Matthews was in on three turnovers, recovering two fumbles and intercepting a pass.
- Sophomore RB Dalyn Dawkins rushed for a career-most 140 yards (25 carries, 5.6 average), including four consecutive rushes for 30 yards during the Rams' first scoring drive.
- Freshman RB Izzy Matthews had 16 carries for 55 yards and two touchdowns. He had a two-yard rush to give CSU a 7-0 lead and a 9-yard carry to put the Rams on top, 17-0.
- CSU had three sacks, including a career-most two by junior LB Kiel Robinson. The first caused a fumble and the second ended the Cowboys' final drive of the first half, sacking QB Nick Smith for a seven-yard loss on 4th-and-5 from the Rams' 28.
- CSU won the turnover battle (4-1) for the third time this season:
  - During Wyoming's opening drive, LB Deonte Clyburn forced his second fumble of the season, with S Trent Matthews recovering the loose ball. The turnover set up a CSU field goal.
  - Late in the second quarter, LB Kiel Robinson had a strip sack (career first), with DL Terry Jackson recovering the ball at the Cowboys' 17 (also a career first).
  - On the first play of the fourth quarter, Matthews intercepted QB Nick Smith's pass.
  - On the next defensive drive, Matthews recovered his second fumble of the game, which was forced by DB Tyree Simmons (second of the season).

**SCORING SUMMARY****First Quarter**

9:34 CSU I. Matthews 2-yard run (W. Bryan kick)  
5:40 CSU W. Bryan 33-yard field goal  
1:51 CSU I. Matthews 9-yard run (W. Bryan kick failed)

**Second Quarter**

8:14 CSU N. Stevens 1-yard run (W. Bryan kick)

**Third Quarter**

0:26 CSU W. Bryan 31-yard field goal

**Fourth Quarter**

2:25 WYO B. Hill 4-yard run (T. Bailey kick)



UNLV

35



COLORADO STATE

49

**GAME 10**

Saturday, Nov. 14, 2015  
Sonny Lubick Field at Hughes Stadium  
Fort Collins, Colo.  
Attendance: 15,641

- CSU totaled 534 yards of offense, including 325 on the ground. It is the most rushing yards since CSU rushed for 347 at New Mexico on Nov. 16, 2013.
- RB Dalyn Dawkins recorded a career-high 151 rushing yards. His previous high was set last week at Wyoming (140). It marked his third career games over the century mark.
- Four running backs totaled at least 46 yards. In addition to Dawkins, Jasen Oden, Jr. had 79 (8.8 average), Izzy Matthews had 47 (15.7) and Deionte Gaines had a career-most 46 (15.3).
- FB Nu'uvali Fa'apito, who started his career as a defender, scored two touchdowns.
- WR Rashard Higgins recorded three touchdowns, the second-most of his career. He finished with seven receptions for 102 yards.
  - Higgins was over the 100-yard mark for the fourth time this season and 16th time of his career, tied with David Anderson for a school record.
  - Higgins' second catch of the night moved him into second place in CSU history for career receiving yards (3,356), passing Greg Primus (1989-92).
- LB Deonte Clyburn had career high with 12 tackles, including two for loss.
- QB Nick Stevens was 13-of-19 for 209 yards and four touchdown passes.
- CSU was 7-for-7 on red-zone opportunities, scoring a touchdown each time. On the season, CSU has scored on 88 percent of red-zone chances (38-of-43).
- The Rams had eight plays of at least 20 yard and three over 40. CSU entered the game with five 40-yard plays on the season.
- Both teams scored in all four quarters. On the season, CSU has scored in 32 of 40 quarters.
- CSU committed just three penalties. The Rams entered the contest ranked 120th nationally for penalty yards per game.
- CSU was 6-of-9 on third-down conversions, improving its season average to 46 percent.
- CSU recorded four sacks, the team's most since posting eight in a season-opening victory over Savannah State (9/5).
- Dawkins (679) and Oden (660) each have more than 600 rushing yards this season, becoming the first tandem to reach that milestone since Leonard Mason (766) and John Mosure (650) in 2009.

**SCORING SUMMARY****First Quarter**

12:34 CSU R. Higgins 9-yard pass from N. Stevens (W. Bryan kick)  
7:09 UNLV K. Keys 9-yard pass from B. Decker (N. Bornand kick)  
3:19 UNLV K. Keys 8-yard pass from B. Decker (N. Bornand kick)  
0:16 CSU J. Oden, Jr. 17-yard run (W. Bryan kick)

**Second Quarter**

7:41 CSU D. Dawkins 3-yard pass from N. Stevens (W. Bryan kick)  
3:56 UNLV K. Palandech 14-yard run (N. Bornand kick)  
0:13 CSU N. Fa'apito 1-yard run (W. Bryan kick)

**Third Quarter**

11:13 CSU R. Higgins 8-yard pass from N. Stevens (W. Bryan kick)  
2:21 UNLV K. Keys 20-yard pass from K. Palandech (N. Bornand kick)

**Fourth Quarter**

7:41 CSU R. Higgins 4-yard pass from N. Stevens (W. Bryan kick)  
1:45 CSU N. Fa'apito 1-yard run (W. Bryan kick)  
1:00 UNLV L. Thomas 32-yard run (N. Bornand kick)



## COLORADO STATE FOOTBALL



INDIVIDUAL	COLORADO STATE	OPPONENT
30 Rushing Attempts	30 Jasen Oden, Jr. at UTSA; Sept. 26, 2015	35 Joey DeMartino at Utah State; Nov. 23, 2013
300 Yards Rushing	312 Kapri Bibbs vs. Nevada; Nov. 9, 2013 (CSU record)	- -
200 Yards Rushing	230 Dee Hart vs. New Mexico; Nov. 22, 2014	222 Cody Getz at Air Force; Sept. 29, 2012
100 Yards Rushing	151 Dalyn Dawkins vs. UNLV; Nov. 14, 2015	118 Lexington Thomas vs. UNLV; Nov. 14, 2015
4 Touchdowns Rushing	5 Dee Hart vs. New Mexico; Nov. 22, 2014	5 Alvester Alexander at Wyoming; Nov. 20, 2010
3 Touchdowns Rushing	5 Kapri Bibbs vs. New Mexico; Nov. 22, 2014	3 Travis Wilson vs. Utah; Dec. 20, 2014
400 Yards Passing	425 Garrett Grayson vs. UC Davis; Sept. 13, 2014	410 Connor Halliday vs. Washington State; Dec. 21, 2013
350 Yards Passing	366 Garrett Grayson at Air Force; Nov. 28, 2014	352 Grant Hedrick at Boise State; Sept. 6, 2014
50 Pass Attempts	58 Garrett Grayson at Boise State; Sept. 6, 2014	51 Joe Gray at San Jose State; Nov. 1, 2014
40 Pass Attempts	46 Nick Stevens at Utah State; Oct. 3, 2015	45 Mitch Leidner vs. Minnesota; Sept. 12, 2015
35 Pass Attempts	46 Nick Stevens at Utah State; Oct. 3, 2015	35 Brett Rypien vs. Boise State; Oct. 10, 2015
30 Pass Completions	31 Garrett Grayson at Boise State; Sept. 6, 2014	37 Connor Halliday vs. Washington State; Dec. 21, 2013
25 Pass Completions	25 Nick Stevens vs. Colorado; Sept. 19, 2015	26 Joe Gray at San Jose State; Nov. 1, 2014
20 Pass Completions	23 Nick Stevens vs. Air Force; Oct. 17, 2015	22 Brett Rypien vs. Boise State; Oct. 10, 2015
4 Touchdown Passes	4 Nick Stevens vs. UNLV; Nov. 14, 2015	6 Connor Halliday vs. Washington State; Dec. 21, 2013
400 Yards Total Offense	406 Garrett Grayson vs. New Mexico; Nov. 22, 2014	432 Grant Hedrick at Boise State; Sept. 6, 2014
300 Yards Total Offense	406 Garrett Grayson vs. New Mexico; Nov. 22, 2014	343 Brett Rypien vs. Boise State; Oct. 10, 2015
10 Receptions	10 Rashard Higgins at Utah State; Oct. 3, 2015	10 Jerricho Richardson at Nevada; Oct. 12, 2014
200 Receiving Yards	211 Rashaun Greer vs. Houston; Sept. 20, 2008	208 Paul Richardson vs. Colorado; Sept. 1, 2013
3 Touchdown Receptions	3 Rashard Higgins vs. UNLV; Nov. 14, 2015	3 Kendal Keys vs. UNLV; Nov. 14, 2015
3 Field Goals Made	3 Jared Roberts vs. Utah State; Oct. 18, 2014	3 Brock Warren at Utah State; Oct. 3, 2015
2 Pass Interceptions	2 Tyree Simmons vs. New Mexico; Nov. 22, 2014	2 Marcell Gibbons vs. Northern Colorado; Sept. 10, 2011
50-Yard Field Goal	53 Jared Roberts at San Jose State; Nov. 1, 2014	54 Donny Hageman vs. San Diego State; Oct. 31, 2015
60-Yard Punt	67 Hayden Hunt at Wyoming; Nov. 7, 2015	65 Peter Mortell vs. Minnesota; Sept. 12, 2015
Kickoff Return For Touchdown	90 John Mosure vs. Colorado; Aug. 31, 2008	100 Carlos Wiggins at New Mexico; Nov. 16, 2013
Punt Return For Touchdown	74 Joe Hansley vs. Colorado; Sept. 1, 2013	69 Jeremy Kerly at TCU; Oct. 17, 2009
Fumble Return For Touchdown	0 Kevin Davis vs. Savannah State; Sept. 5, 2015	53 Greg Henderson vs. Colorado; Sept. 1, 2013
Interception Return For Touchdown	49 Shaquill Barrett vs. UNLV; Nov. 10, 2012	55 Damontae Kazee vs. San Diego State; Oct. 31, 2015

TEAM	COLORADO STATE	OPPONENT
30 First Downs	33 vs. Savannah State; Sept. 5, 2015	35 at Boise State; Sept. 6, 2014
400 Yards Rushing	440 at BYU; Nov. 1, 2001	459 at Air Force; Sept. 29, 2012
300 Yards Rushing	325 vs. UNLV; Nov. 14, 2015	359 vs. Utah; Dec. 20, 2014
60 Rushing Attempts	70 at Utah; Oct. 28, 1989	63 at Air Force; Nov. 28, 2014
50 Rushing Attempts	55 at Wyoming; Nov. 7, 2015	56 vs. Air Force; Oct. 17, 2015
4 Rushing Touchdowns	5 vs. New Mexico; Nov. 22, 2014	5 vs. Utah; Dec. 20, 2014
400 Yards Passing	406 vs. New Mexico; Nov. 22, 2014	410 vs. Washington State; Dec. 21, 2013
50 Pass Attempts	58 at Boise State; Sept. 6, 2014	51 at San Jose State; Nov. 1, 2014
40 Pass Attempts	46 at Utah State; Oct. 3, 2015	45 vs. Minnesota; Sept. 12, 2015
30 Pass Completions	31 at Boise State; Sept. 6, 2014	37 vs. Washington State; Dec. 21, 2013
4 Touchdown Passes	4 vs. UNLV; Nov. 14, 2015	6 vs. Washington State; Dec. 21, 2013
600 Yards Total Offense	698 vs. New Mexico; Nov. 22, 2014 (CSU record)	676 at Boise State; Sept. 6, 2014
80 Total Plays	88 vs. Colorado; Sept. 19, 2015	80 vs. UNLV; Nov. 14, 2015
4 Turnovers	4 vs. San Diego State; Oct. 31, 2015	4 at Wyoming; Nov. 7, 2015
0 Turnovers	0 at UTSA; Sept. 26, 2015	0 vs. UNLV; Nov. 14, 2015
2 Players In Game/100 Yards Rushing	2 Hart (139)/Jarrells (121) vs. Colorado; Aug. 29, 2014	2 at Nevada; Sept. 11, 2010
3 Players In Game/100 Yards Rushing	3 vs. Tennessee-Chattanooga; Aug. 31, 1996	3 vs. Air Force; Sept. 30, 1989
100-yd. Rusher and 100-yd. Receiver	1 Dawkins (151 ru.)/Higgins (102 rec.) vs. UNLV; Nov. 14, 2015	1 vs. UNLV; Nov. 14, 2015
2 Players In Game/100 Yards Receiving	2 Higgins (147)/Masters, Jr. (112) vs. UC Davis; Sept. 13, 2014	- -
10 or Fewer First Downs	9 at Tulsa; Sept. 7, 2013	9 vs. Northern Colorado; Sept. 10, 2011
4 Passes Had Intercepted	4 vs. Air Force; Oct. 13, 2007	5 at New Mexico; Nov. 17, 2001 (CSU record)
100 Yards Or Fewer Rushing	12 vs. Utah; Dec. 20, 2014	83 vs. Savannah State; Sept. 5, 2015
300 Yards Or Fewer Total Offense	256 vs. Boise State; Oct. 10, 2015	239 at Wyoming; Nov. 7, 2015
Scored a Safety	1 at UTSA; Sept. 26, 2015	1 vs. Hawai'i; Nov. 8, 2014
Blocked Punt	1 at Nevada; Oct. 12, 2014	1 at UTSA; Sept. 26, 2015
Blocked Field Goal	1 vs. UNLV; Nov. 14, 2015	1 vs. North Dakota State; Sept. 8, 2012
2-Point Conversion	1 at Utah State; Oct. 3, 2015	1 at Hawai'i; Oct. 26, 2013
35:00 Time Of Possession	37:20 at Wyoming; Nov. 7, 2015	36:45 vs. Savannah State; Sept. 5, 2015
50 Points Scored	65 vs. Savannah State; Sept. 5, 2015	63 vs. Boise State; Oct. 15, 2011
Shutout	63-0 vs. Hawai'i; Oct. 4, 1997	13-0 at Utah State; Nov. 23, 2013
0 Points Scored 1st Quarter	0 vs. Boise State; Oct. 10, 2015	0 at Wyoming; Nov. 7, 2015
0 Points Scored, 1st Half	0 at Utah State; Nov. 23, 2013	0 at Wyoming; Nov. 7, 2015
0 Points Scored Through 3 Quarters	0 at Utah State; Nov. 23, 2013	0 at Wyoming; Nov. 7, 2015
0 Points Scored, 4th Quarter	0 vs. Boise State; Oct. 10, 2015	0 vs. Hawai'i; Nov. 8, 2014
0 Points Scored, 2nd Half	0 vs. Boise State; Oct. 10, 2015	0 at New Mexico; Sept. 3, 2011

## COLORADO STATE FOOTBALL



**QB | NICK STEVENS | 7**  
**Sophomore | 6-3, 205**  
*Murrieta, Calif. (Vista Murrieta)*

SEASON HIGHS	CAREER HIGHS
Pass Completions Pass Yards Pass TDs Long Pass	25, vs. Colorado (9/19/15) 296, vs. Air Force (10/17/15) 5, vs. Savannah State (9/5/15) 69, vs. UNLV (11/14/15)
	Same Same Same Same



**RB | JASEN ODEN, JR. | 6**  
**Senior | 5-11, 220**  
*Buffalo, N.Y. (Buffalo East)*

SEASON HIGHS	CAREER HIGHS
Rushing Attempts Rushing Yards Rushing TDs Long Rush	30, at UTSA (9/26/15) 143, at UTSA (9/26/15) 2, vs. Air Force (10/17/15) 42, vs. Air Force (10/17/15)
	Same Same 2, on two occasions 50, vs. UC Davis (9/13/14)




**FB | NU'UVALI FA'APITO | 45**  
**Senior | 6-0, 230**  
*La Quinta, Calif. (La Quinta)*

SEASON HIGHS	CAREER HIGHS
Rushing Attempts Rushing Yards Rushing TDs Long Rush	3, vs. UNLV (11/14/15) 2, vs. UNLV (11/14/15) 2, vs. UNLV (11/14/15) 2, vs. Air Force (10/17/15)
	Same Same Same Same




**WR | RASHARD HIGGINS | 82**  
**Junior | 6-2, 190**  
*Dallas, Texas (Mesquite)*

SEASON HIGHS	CAREER HIGHS
Receptions Receiving Yards Receiving TDs Long Reception	11, at Utah State (10/3/15) 125, vs. Colorado (9/19/15) 3, vs. UNLV (11/14/15) 46, vs. UNLV (11/14/15)
	12, at Air Force (11/28/14) 194, at Nevada (10/11/14) 4, vs. Tulsa (10/4/14) 73, vs. Tulsa (10/4/14)



**WR | JOE HANSLEY | 25**  
**Senior | 5-10, 180**  
*Highlands Ranch, Colo. (Highlands Ranch)*

SEASON HIGHS	CAREER HIGHS
Receptions Receiving Yards Receiving TDs Long Reception	5, vs. Savannah State (9/5/15) 75, vs. Air Force (10/17/15) 2, vs. Air Force (10/17/15) 49, vs. Minnesota (9/12/15)
	7, vs. Colorado (9/1/13) 149, vs. Boise State (9/6/14) 2, on two occasions 73, vs. Tulsa (10/4/14)



**WR | DEIONTE GAINES**  
**Sophomore | 5-8, 180**  
*Orlando, Fla. (Dr. Phillips)*

SEASON HIGHS	CAREER HIGHS
Receptions Receiving Yards Receiving TDs Long Reception	3, at UTSA (9/26/15) 36, at UTSA (9/26/15) 1, at UTSA (9/26/15) 33, vs. Colorado (9/19/15)
	3, on two occasions Same Same Same



**TE | KIVON CARTWRIGHT | 86**  
**Senior | 6-4, 245**  
*Pueblo, Colo. (Pueblo South)*


SEASON HIGHS	CAREER HIGHS
Receptions Receiving Yards Receiving TDs Long Reception	4, at Wyoming (11/7/15) 56, on two occasions 1, vs. Savannah State (9/5/15) 35, vs. Boise State (10/10/15)
	4, on four occasions 91, vs. San Jose State (10/12/13) 2, on two occasions 51, vs. Washington State (12/21/13)



**LT | NICK CALLENDER | 76**  
**Junior | 6-5, 315**  
*Hayward, Calif. (St. Mary's College H.S.)*



**LG | ZACK GOLDITCH | 61**  
**Sophomore | 6-6, 290**  
*Aurora, Colo. (Gateway)*



**C | JAKE BENNETT | 77**  
**Sophomore | 6-3, 295**  
*Lakewood, Colo. (Bear Creek)*



**RG | FRED ZERBLIS | 54**  
**Junior | 6-3, 295**  
*Grayson, Ga. (Grayson)*



**RT | SAM CARLSON | 71**  
**Senior | 6-4, 295**  
*Wellington, Colo. (Poudre)*

## COLORADO STATE FOOTBALL

**LDE | MARTAVIUS FOSTER | 9****Senior | 6-4, 270****Starkville, Miss. (East Mississippi CC)****SEASON HIGHS**

Tackles 4, at UTSA (9/26/15)  
 Tackles For Loss 3.0, vs. Savannah State (9/5/15)  
 Sacks 3.0, vs. Savannah State (9/5/15)  
 Interceptions N/A

**CAREER HIGHS**

Same  
 Same  
 Same  
 1, vs. Hawai'i (11/8/14)

**DT | JUSTIN HANSEN | 68****Senior | 6-5, 305****Longmont, Colo. (Longmont)****SEASON HIGHS**

Tackles 2, on two occasions  
 Tackles For Loss 1.0, at UTSA (9/26/15)  
 Sacks N/A  
 Interceptions N/A

**CAREER HIGHS**


5, vs. Utah (12/20/14)  
 1.0, on two occasions  
 N/A  
 N/A

**NT | TERRY JACKSON | 93****Senior | 6-1, 295****Tulsa, Okla. (Coffeyville CC)****SEASON HIGHS**

Tackles 3, on two occasions  
 Tackles For Loss 1.5, at Utah State (10/3/15)  
 Sacks N/A  
 Fumbles Recovered 1, at Wyoming (11/8/15)

**CAREER HIGHS**

8, at Air Force (11/28/14)  
 2.5, at Air Force (11/28/14)  
 1.0, vs. Washington St. (12/21/13)  
 Same

**RDE/Buck | JOE KAWULOK | 90****Senior | 6-6, 250****Boulder, Colo. (Monarch)****SEASON HIGHS**

Tackles 4, on four occasions  
 Tackles For Loss 2.0, vs. Savannah State (9/5/15)  
 Sacks 1.0, on four occasions  
 Fumbles Forced 1, vs. Savannah State (9/5/15)

**CAREER HIGHS**

10, vs. Tulsa (10/4/14)  
 3.5, vs. Tulsa (10/4/14)  
 3.5, vs. Tulsa (10/4/14)  
 1, on two occasions

**SLB | KIEL ROBINSON | 15****Sophomore | 6-2, 225****San Marcos, Calif. (Mission Hills)****SEASON HIGHS**

Tackles 8, on two occasions  
 Tackles For Loss 2.0, on two occasions  
 Sacks 2.0, at Wyoming (11/8/15)  
 Fumbles Forced 1, at Wyoming (11/8/15)

**CAREER HIGHS**

Same  
 Same  
 Same  
 Same

**MLB | CORY JAMES | 31****Senior | 6-0, 245****Del Rio, Texas (Del Rio)****SEASON HIGHS**

Tackles 10, at Utah State (10/3/15)  
 Tackles For Loss 2.0, at UTSA (9/26/15)  
 Sacks 1.0, on two occasions  
 Fumbles Forced N/A

**CAREER HIGHS**

10, on two occasions  
 3.5, vs. Colorado (9/1/12)  
 3.0, vs. Colorado (9/1/12)  
 1, on four occasions

**WLB | KEVIN DAVIS | 33****Junior | 6-3, 240****Fountain, Colo. (Fountain-Fort Carson)****SEASON HIGHS**

Tackles 13, vs. Boise State (10/10/15)  
 Tackles For Loss 1.5, on six occasions  
 Sacks 1.0, at UTSA (9/26/15)  
 Fumbles Recovered 1, vs. Savannah State (9/5/15)

**CAREER HIGHS**

Same  
 Same  
 1.0, on two occasions  
 Same

**LCB | DEANDRE ELLIOTT | 13****Senior | 6-1, 185****Dallas, Texas (Carter)****SEASON HIGHS**

Tackles 7, at Utah State (10/3/15)  
 Tackles For Loss N/A  
 Fumbles Recovered N/A  
 Interceptions 1, on two occasions

**CAREER HIGHS**

7, on two occasions  
 2.0, vs. Utah State (9/22/12)  
 1, at San Diego State (10/13/12)  
 2, vs. Hawai'i (10/27/12)

**RCB | PRESTON HODGES | 24****Junior | 5-11, 200****Bakersfield, Calif. (Bakersfield CC)****SEASON HIGHS**

Tackles 6, vs. Minnesota (9/12/15)  
 Tackles For Loss 1.0, vs. Air Force (10/17/15)  
 Fumbles Forced N/A  
 Interceptions N/A

**CAREER HIGHS**

10, at San Jose State (11/1/14)  
 1.0, on five occasions  
 2, vs. Hawai'i (11/8/14)  
 1, vs. Tulsa (10/4/14)

**SS | TRENT MATTHEWS | 16****Senior | 6-3, 210****Converse, Texas (Judson)****SEASON HIGHS**

Tackles 15, vs. Air Force (10/17/15)  
 Sacks N/A  
 Interceptions 1, at Wyoming (11/8/15)  
 Fumbles Recovered 2, at Wyoming (11/8/15)

**CAREER HIGHS**

Same  
 1.0, vs. Nevada (11/9/13)  
 1, on nine occasions  
 2, at Wyoming (11/8/15)

**FS | KEVIN PIERRE-LOUIS | 26****Senior | 6-1, 215****Del Rio, Texas (Del Rio)****SEASON HIGHS**

Tackles 10, vs. Air Force (10/17/15)  
 Sacks N/A  
 Interceptions N/A  
 Fumbles Forced 1, vs. Boise State (10/10/15)

**CAREER HIGHS**

15, vs. Colorado (9/1/13)  
 1.0, vs. Hawai'i (11/8/14)  
 1, at Hawai'i (10/26/13)  
 1, on four occasions

## COLORADO STATE FOOTBALL



## SOCIAL MEDIA DIRECTORY

Facebook	Facebook.com/CSURamsFootball
Twitter	@CSUFootball
	@CSUAthletics (covers all 16 sports)
	@CSURamsGameday (in-game updates for all 16 sports)
	@PaulKirk_CSU (Assistant A.D./Football SID)
	@CoachBobo_CSU (Head Coach)
	@CoachWillFriend (Offensive Coord./Offensive Line)
	@TysonSummersCSU (Defensive Coord./Safeties)
	@jeffhammerschmi (Special Teams Coord./Tight Ends)
	@BryanApplewhite (Running Backs)
	@CoachMEnglish (Linebackers)
	@CoachFairCSU (Cornerbacks)
	@RonnieLetson (Quarterbacks)
	@CoachLogo (Defensive Line)
	@CoachWhitted (Wide Receivers)
Instagram	@CSURamsFB
YouTube	YouTube.com/CSURamsAthletics

## COLORADO STATE UNIVERSITY

Location	Fort Collins, Colo.
Founded	1870
Enrollment	27,034
President	Dr. Anthony A. Frank
Director of Athletics	Joe Parker
NCAA Affiliation	FBS Division I
Athletics Conference	Mountain West
Nickname	Rams
Official Mascot	CAM the Ram
Colors	Green (PMS 350) and Gold (PMS 4515)
Stadium (capacity)	Sonny Lubick Field at Hughes Stadium (32,500)
Stadium Surface	FieldTurf

## COACHING STAFF

Head Coach	Mike Bobo (1st Season)
Offensive Coord./Offensive Line	Will Friend (1st Season)
Defensive Coord./Safeties	Tyson Summers (1st Season)
Special Teams Coord./Tight Ends	Jeff Hammerschmidt (4th Season)
Running Backs	Bryan Applewhite (1st Season)
Linebackers	Marty English (4th Season)
Cornerbacks	Terry Fair (1st Season)
Quarterbacks	Ronnie Letson (1st Season)
Defensive Line	Ricky Logo (1st Season)
Wide Receivers	Alvis Whitted (4th Season)
Offensive Graduate Assistant	Joe Cox
Offensive Graduate Assistant	Ricky Santo
Defensive Graduate Assistant	Andrew Dodge
Defensive Graduate Assistant	Walter Vaughn
Special Teams Quality Control	Heath Pulver

## TEAM INFORMATION

2014 Record/MW Finish	10-3/2nd Mountain Division
Offensive Scheme	Pro Style
Defensive Scheme	4-3
Lettermen Returning	51
Lettermen Lost	13
2015 Signees	13
Offensive Starters Returning	7
	Carlson, Hansley, Higgins, O'Brien, Peralta, Walker, Zerblis
Defensive Starters Returning	8
	Hansen, Hodges, Jackson, James, Kawulok, Matthews, Pierre-Louis, Simmons

## Colorado State Football Media Contacts

**Paul Kirk**, Assistant A.D. for Communications  
 O: (970) 491-4672 | paul.kirk@colostate.edu | @PaulKirk\_CSU

**Nic Hallisey**, Assistant Director of Communications  
 O: (970) 491-6172 | C: (970) 231-4789 | nic.hallisey@colostate.edu

311 McGraw Athletic Center | Fort Collins, CO 80523

First Year of Football	1893
All-Time Record	504-558-33 (.475)
Home	257-198-11 (.565)
Away	232-342-22 (.404)
Hughes Stadium	139-111-2 (.556)
Conference Championships	15
Mountain West Championships (Last)	3 (2002)
Bowl Appearances (Record)	14 (6-8)
First Appearance	Jan. 1, 1949
Bowl	Raisin Bowl (Fresno, Calif.)
Result	Occidental 21, Colorado A&M 20
Last Appearance	Dec. 20, 2014
Bowl	Royal Purple Las Vegas Bowl
Result	Utah 45, Colorado State 10

## ATHLETICS COMMUNICATIONS/FOOTBALL CONTACTS

Assistant Athletics Director	Paul Kirk (@PaulKirk_CSU)
Office	(970) 491-4672
Cell	(970) 988-3482
Email	paul.kirk@colostate.edu
Assistant Director	Nic Hallisey
Office	(970) 491-6127
Cell	(970) 231-4789
Email	nic.hallisey@colostate.edu
Athletics Communications Office	(970) 491-5067
Athletics Department	(970) 491-5300
Ticket Office	(970) 491-RAMS (7267)
Hughes Stadium Press Box	(970) 491-8100
	(970) 491-8111

## DIRECTIONS

**Location:** Hughes Stadium is located just west of the CSU campus on Overland Trail.

**GPS Address:** 2011 S. Overland Trail, Fort Collins, CO 80521

**From Denver:** From I-25 North, merge onto Prospect Road, via Exit 268, travel west on Prospect Road for approximately 7 miles, turn left on Overland Trail and then turn right into Hughes Stadium parking lots.

**From Cheyenne, Wyo.:** From I-25 South, merge onto Mulberry St., via Exit 269B, travel west on Mulberry St. for approximately 7 miles, turn left on Overland Trail, turn right into Hughes Stadium parking lots.

## COLORADO STATE FOOTBALL



<b>Team Statistics</b>	<b>CS</b>	<b>OPP</b>
SCORING	300	274
Points Per Game	30.0	27.4
Points Off Turnovers	37	46
FIRST DOWNS	227	198
Rushing	97	88
Passing	109	86
Penalty	21	24
RUSHING YARDAGE	1867	2013
Yards gained rushing	2027	2325
Yards lost rushing	160	312
Rushing Attempts	407	418
Average Per Rush	4.6	4.8
Average Per Game	186.7	201.3
TDs Rushing	15	18
PASSING YARDAGE	2306	1995
Comp-Att-Int	184-306-14	146-268-5
Average Per Pass	7.5	7.4
Average Per Catch	12.5	13.7
Average Per Game	230.6	199.5
TDs Passing	22	12
TOTAL OFFENSE	4173	4008
Total Plays	713	686
Average Per Play	5.9	5.8
Average Per Game	417.3	400.8
KICK RETURNS: #-Yards	23-571	29-605
PUNT RETURNS: #-Yards	22-178	12-61
INT RETURNS: #-Yards	5-64	14-206
KICK RETURN AVERAGE	24.8	20.9
PUNT RETURN AVERAGE	8.1	5.1
INT RETURN AVERAGE	12.8	14.7
FUMBLES-LOST	18-11	17-7
PENALTIES-Yards	82-759	72-672
Average Per Game	75.9	67.2
PUNTS-Yards	44-1991	53-2226
Average Per Punt	45.2	42.0
Net punt average	43.4	36.8
KICKOFFS-Yards	58-3673	54-3403
Average Per Kick	63.3	63.0
Net kick average	42.1	39.0
TIME OF POSSESSION/Game	30:30	29:30
3RD-DOWN Conversions	66/145	44/134
3rd-Down Pct	46%	33%
4TH-DOWN Conversions	10/15	10/20
4th-Down Pct	67%	50%
SACKS BY-Yards	19-103	13-93
MISC YARDS	-2	0
TOUCHDOWNS SCORED	38	32
FIELD GOALS-ATTEMPTS	11-15	17-22
ON-SIDE KICKS	0-0	1-2
RED-ZONE SCORES	(38-43) 88%	(26-30) 87%
RED-ZONE TOUCHDOWNS	(29-43) 67%	(14-30) 47%
PAT-ATTEMPTS	(35-37) 95%	(31-32) 97%
ATTENDANCE	149500	65446
Games/Avg Per Game	6/24917	3/21815
Neutral Site Games		1/66253

<b>Score by Quarters</b>	<b>1st</b>	<b>2nd</b>	<b>3rd</b>	<b>4th</b>	<b>OT</b>	<b>Total</b>
Colorado State	109	75	57	59	0	300
Opponents	54	77	55	82	6	274

## COLORADO STATE FOOTBALL



<b>Rushing</b>	<b>gp</b>	<b>att</b>	<b>gain</b>	<b>loss</b>	<b>net</b>	<b>avg</b>	<b>td</b>	<b>lg</b>	<b>avg/g</b>
ODEN, Jasen	9	139	660	7	653	4.7	5	42	72.6
DAWKINS, Dalyn	9	123	679	29	650	5.3	2	42	72.2
MATTHEWS, Izzy	8	52	286	12	274	5.3	3	37	34.2
GAINES, Deionte	8	10	100	0	100	10.0	1	24	12.5
THOMPSON, Deron	2	7	51	2	49	7.0	0	19	24.5
LEONARD, Craig	3	8	34	1	33	4.1	0	8	11.0
JARRELLS, Treyous	1	7	28	0	28	4.0	0	14	28.0
STEVENS, Nick	10	34	101	82	19	0.6	2	15	1.9
VADEN, Jordon	8	1	16	0	16	16.0	0	16	2.0
KEY, Coleman	6	9	33	18	15	1.7	0	14	2.5
CLYBURN, Deonte	10	1	13	0	13	13.0	0	13	1.3
HANSLEY, Joe	10	3	11	0	11	3.7	0	6	1.1
WILLIAMS, Xavier	9	2	7	0	7	3.5	0	7	0.8
WALKER, Steven	10	1	4	0	4	4.0	0	4	0.4
FA'APITO, Nu'uvali	8	4	4	0	4	1.0	2	2	0.5
TEAM	4	6	0	9	-9	-1.5	0	0	-2.2
Total	10	407	2027	160	1867	4.6	15	42	186.7
Opponents	10	418	2325	312	2013	4.8	18	85	201.3

<b>Passing</b>	<b>gp</b>	<b>effic</b>	<b>comp-att-int</b>	<b>pct</b>	<b>yds</b>	<b>td</b>	<b>lg</b>	<b>avg/g</b>
STEVENS, Nick	10	142.67	162-261-11	62.1	2020	19	69	202.0
KEY, Coleman	6	104.51	21-44-3	47.7	251	3	49	41.8
HANSLEY, Joe	10	394.00	1-1-0	100.0	35	0	35	3.5
Total	10	138.01	184-306-14	60.1	2306	22	69	230.6
Opponents	10	128.05	146-268-5	54.5	1995	12	85	199.5

<b>Receiving</b>	<b>gp</b>	<b>no.</b>	<b>yds</b>	<b>avg</b>	<b>td</b>	<b>lg</b>	<b>avg/g</b>
HIGGINS, Rashard	9	57	769	13.5	8	46	85.4
HANSLEY, Joe	10	22	322	14.6	5	49	32.2
WILLIAMS, Xavier	9	19	231	12.2	2	43	25.7
DAWKINS, Dalyn	9	19	146	7.7	1	36	16.2
CARTWRIGHT, Kivon	10	16	263	16.4	1	35	26.3
WALKER, Steven	10	10	198	19.8	1	69	19.8
GAINES, Deionte	8	10	100	10.0	1	33	12.5
ODEN, Jasen	9	6	39	6.5	1	12	4.3
VADEN, Jordon	8	5	73	14.6	0	32	9.1
LONG, Sammie	10	5	60	12.0	0	23	6.0
FA'APITO, Nu'uvali	8	5	19	3.8	0	6	2.4
MASTERS, Elroy	4	3	35	11.7	0	25	8.8
NWOSU, Danny	7	2	20	10.0	1	14	2.9
JOHNSON, Olabisi	10	2	15	7.5	1	13	1.5
MATTHEWS, Izzy	8	2	12	6.0	0	11	1.5
PERALTA, Nolan	9	1	4	4.0	0	5	0.4
Total	10	184	2306	12.5	22	69	230.6
Opponents	10	146	1995	13.7	12	85	199.5

<b>Punt Returns</b>	<b>no.</b>	<b>yds</b>	<b>avg</b>	<b>td</b>	<b>lg</b>
HANSLEY, Joe	18	133	7.4	0	40
HODGES, Preston	3	19	6.3	0	11
GAINES, Deionte	1	26	26.0	0	26
Total	22	178	8.1	0	40
Opponents	12	61	5.1	0	16

<b>Interceptions</b>	<b>no.</b>	<b>yds</b>	<b>avg</b>	<b>td</b>	<b>lg</b>
ELLIOTT, DeAndre	2	48	24.0	0	29
SIMMONS, Tyree	1	13	13.0	0	13
MATTHEWS, Trent	1	0	0.0	0	0
JANUSKA, Nick	1	3	3.0	0	3
Total	5	64	12.8	0	29
Opponents	14	206	14.7	2	60

<b>Kick Returns</b>	<b>no.</b>	<b>yds</b>	<b>avg</b>	<b>td</b>	<b>lg</b>
GAINES, Deionte	15	357	23.8	0	53
VADEN, Jordon	5	168	33.6	0	99
CARTWRIGHT, Kivon	1	4	4.0	0	4
WILLIAMS, Eric	1	19	19.0	0	19
NUTT, Kevin	1	23	23.0	0	23
Total	23	571	24.8	0	99
Opponents	29	605	20.9	0	41

<b>Fumble Returns</b>	<b>no.</b>	<b>yds</b>	<b>avg</b>	<b>td</b>	<b>lg</b>
DAVIS, Kevin	0	0	0.0	1	0
Total	0	0	0.0	1	0
Opponents	2	19	9.5	0	12

## COLORADO STATE FOOTBALL



Scoring	td	fg	PAT				dpx	saf	pts
			kick	rush	rcv	pass			
BRYAN, Wyatt	-	11-15	35-37	-	-	-	-	-	68
HIGGINS, Rashard	8	-	-	-	1	-	-	-	50
ODEN, Jasen	6	-	-	-	-	-	-	-	36
HANSLEY, Joe	5	-	-	-	-	-	-	-	30
MATTHEWS, Izzy	3	-	-	-	-	-	-	-	18
DAWKINS, Dalyn	3	-	-	-	-	-	-	-	18
STEVENS, Nick	2	-	-	-	-	1-1	-	-	12
GAINES, Deionte	2	-	-	-	-	-	-	-	12
FA'APITO, Nu'uvali	2	-	-	-	-	-	-	-	12
WILLIAMS, Xavier	2	-	-	-	-	-	-	-	12
CARTWRIGHT, Kivon	1	-	-	-	-	-	-	-	6
WALKER, Steven	1	-	-	-	-	-	-	-	6
DAVIS, Kevin	1	-	-	-	-	-	-	-	6
JOHNSON, Olabisi	1	-	-	-	-	-	-	-	6
NWOSU, Danny	1	-	-	-	-	-	-	-	6
TEAM	-	-	-	-	-	-	-	1	2
Total	38	11-15	35-37	-	1	1-1	-	1	300
Opponents	32	17-22	31-32	-	-	-	-	-	274

Total Offense	g	plays	rush	pass	total	avg/g
STEVENS, Nick	10	295	19	2020	2039	203.9
ODEN, Jasen	9	139	653	0	653	72.6
DAWKINS, Dalyn	9	123	650	0	650	72.2
MATTHEWS, Izzy	8	52	274	0	274	34.2
KEY, Coleman	6	53	15	251	266	44.3
GAINES, Deionte	8	10	100	0	100	12.5
THOMPSON, Deron	2	7	49	0	49	24.5
HANSLEY, Joe	10	4	11	35	46	4.6
LEONARD, Craig	3	8	33	0	33	11.0
JARRELLS, Treyous	1	7	28	0	28	28.0
VADEN, Jordon	8	1	16	0	16	2.0
CLYBURN, Deonte	10	1	13	0	13	1.3
WILLIAMS, Xavier	9	2	7	0	7	0.8
WALKER, Steven	10	1	4	0	4	0.4
FA'APITO, Nu'uvali	8	4	4	0	4	0.5
TEAM	4	6	-9	0	-9	-2.2
Total	10	713	1867	2306	4173	417.3
Opponents	10	686	2013	1995	4008	400.8

Field Goals	fg	pct.	01-19	20-29	30-39	40-49	50-99	lg	blk
BRYAN, Wyatt	11-15	73.3	0-0	5-6	4-4	2-4	0-1	44	1

FG Sequence	Colorado State	Opponents
Savannah State	(31),42	(44),(28)
Minnesota	(26),(37)	(35),(50),47,(18)
Colorado	52,(24),47,27	(52),36,48,(32)
UTSA	(21)	(36)
Utah State	(42)	(48),(23),(40),(34)
Boise State	(20)	(27),55,(35)
Air Force	(22)	(41)
San Diego State	(44)	(20),(54)
Wyoming	(33),(31)	-
UNLV	-	50

Numbers in (parentheses) indicate field goal was made.

Punting	no.	yds	avg	lg	tb	fc	i20	50+	blk
HUNT, Hayden	43	1991	46.3	73	1	15	21	12	1
TEAM	1	0	0.0	0	0	0	0	0	0
Total	44	1991	45.2	73	1	15	21	12	1
Opponents	53	2226	42.0	71	5	13	12	13	0

Kickoffs	no.	yds	avg	tb	ob	retn	net	ydl
DAVIS, Braxton	52	3305	63.6	24	3			
JACOBS, Kyle	4	249	62.2	1	0			
BRYAN, Wyatt	2	119	59.5	0	1			
Total	58	3673	63.3	25	4	20.9	42.1	22
Opponents	54	3403	63.0	29	2	24.8	39.0	25

All Purpose	g	rush	rcv	pr	kr	ir	total	avg/g
DAWKINS, Daly	9	650	146	0	0	0	796	88.4
HIGGINS, Rash	9	0	769	0	0	0	769	85.4
ODEN, Jasen	9	653	39	0	0	0	692	76.9
GAINES, Deiont	8	100	100	26	357	0	583	72.9
HANSLEY, Joe	10	11	322	133	0	0	466	46.6
MATTHEWS, Izz	8	274	12	0	0	0	286	35.8
CARTWRIGHT, 10	0	263	0	0	4	0	267	26.7
VADEN, Jordon	8	16	73	0	168	0	257	32.1
WILLIAMS, Xavi	9	7	231	0	0	0	238	26.4
WALKER, Steve	10	4	198	0	0	0	202	20.2
LONG, Sammie	10	0	60	0	0	0	60	6.0
THOMPSON, D	2	49	0	0	0	0	49	24.5
ELLIOTT, DeAn	8	0	0	0	0	48	48	6.0
MASTERS, Elro	4	0	35	0	0	0	35	8.8
LEONARD, Crai	3	33	0	0	0	0	33	11.0
JARRELLS, Tre	1	28	0	0	0	0	28	28.0
NUTT, Kevin	9	0	0	0	23	0	23	2.6
FA'APITO, Nu'uv	8	4	19	0	0	0	23	2.9
NWOSU, Danny	7	0	20	0	0	0	20	2.9
STEVENS, Nick	10	19	0	0	0	0	19	1.9
WILLIAMS, Eric	5	0	0	0	19	0	19	3.8
HODGES, Prest	10	0	0	19	0	0	19	1.9
JOHNSON, Olab	10	0	15	0	0	0	15	1.5
KEY, Coleman	6	15	0	0	0	0	15	2.5
SIMMONS, Tyre	9	0	0	0	0	13	13	1.4
CLYBURN, Deo	10	13	0	0	0	0	13	1.3
PERALTA, Nola	9	0	4	0	0	0	4	0.4
JANUSKA, Nick	10	0	0	0	0	3	3	0.3
TEAM	4	-9	0	0	0	0	-9	-2.2
Total	10	1867	2306	178	571	64	4986	498.6
Opponents	10	2013	1995	61	605	206	4880	488.0

## COLORADO STATE FOOTBALL



#	Defensive Leaders	gp	Tackles				Sacks no-yds	Pass defense			Fumbles		blkd	
			ua	a	tot	tfl/yds		int-yds	brup	qbh	rcv-yds	ff	kick	saf
33	DAVIS, Kevin	10	34	45	79	10.5-33	1.0-6	.	2	1	1-0	.	.	.
26	PIERRE-LOUIS, Kevin	10	38	29	67	4.5-8	.	.	1	.	.	1	.	.
16	MATTHEWS, Trent	10	32	34	66	3.5-10	.	1-0	2	.	2-0	.	.	.
31	JAMES, Cory	10	23	34	57	8.0-24	2.0-11	.	.	4	.	.	.	.
12	CLYBURN, Deonte	10	28	29	57	6.0-15	0.5-4	.	.	1	1-0	2	.	.
15	ROBINSON, Kiel	9	17	19	36	5.5-31	4.0-22	.	.	1	.	1	.	.
55	WATSON, Josh	10	16	18	34	5.0-21	1.0-7	.	.	.	.	.	.	.
5	SIMMONS, Tyree	9	24	7	31	1.5-7	.	1-13	8	.	.	2	.	.
52	THOMAS, Tre	10	19	12	31	5.0-21	.	.	.	.	.	.	.	.
13	ELLIOTT, DeAndre	8	17	11	28	.	.	2-48	4	.	.	.	.	.
90	KAWULOK, Joe	10	9	18	27	5.5-22	3.5-16	.	2	2	.	1	1	.
24	HODGES, Preston	10	22	5	27	1.0-18	.	.	1	.	.	.	1	.
22	JANUSKA, Nick	10	14	10	24	1.0-1	.	1-3	.	.	1-0	.	.	.
4	MICHEL, SteveO	10	11	12	23	6.0-19	2.5-10	.	.	5	.	.	.	.
8	SCHLAGER, Jake	10	9	7	16	1.0-3	.	.	.	.	.	.	.	.
9	FOSTER, Martavius	10	8	8	16	6.0-32	4.5-27	.	2	4	.	1	.	.
93	JACKSON, Terry	8	3	12	15	2.0-5	.	.	.	2	1-0	.	.	.
92	LOVINGOOD, Josh	8	2	11	13	1.0-4	.	.	1	.	1-0	.	.	.
99	FOSTER, Colton	7	5	3	8	.	.	.	.	.	.	.	.	.
91	BUYS, Jakob	9	3	3	6	.	.	.	.	.	.	.	.	.
41	WILLIAMS, Eric	5	3	2	5	.	.	.	.	.	.	.	.	.
68	HANSEN, Justin	10	2	3	5	1.0-1	.	.	.	.	.	.	.	.
18	SCOTT, Braylin	9	3	2	5	.	.	.	1	.	.	.	.	.
45	FA'APITO, Nu'uvali	8	4	.	4	.	.	.	.	.	.	.	.	.
10	NUTT, Kevin	9	1	2	3	.	.	.	.	.	.	.	.	.
17	JOHNSON, Shun	9	2	1	3	.	.	.	1	.	.	.	.	.
9C	DAVIS, Braxton	10	1	1	2	.	.	.	.	.	.	.	.	.
27	SMITH, Trey	3	1	1	2	.	.	.	.	.	.	.	.	.
6	ODEN, Jasen	9	2	.	2	.	.	.	.	.	.	.	.	.
82	HIGGINS, Rashard	9	2	.	2	.	.	.	.	.	.	.	.	.
36	OHENE-GYENI, Bryan	4	1	1	2	.	.	.	.	.	.	.	.	.
98	SCHUPP, Johnny	9	.	2	2	.	.	.	.	.	.	.	.	.
42	ELSENBAST, Patrick	7	2	.	2	.	.	.	.	.	.	.	.	.
19	LONG, Sammie	10	1	.	1	.	.	.	.	.	.	.	.	.
84	WILLIAMS, Xavier	9	1	.	1	.	.	.	.	.	.	.	.	.
58	SIEG, Trent	10	1	.	1	.	.	.	.	.	.	.	.	.
81	JOHNSON, Olabisi	10	1	.	1	.	.	.	.	.	.	.	.	.
29	SWEET, Justin	3	.	1	1	.	.	.	.	.	.	.	.	.
71	CARLSON, Sam	10	1	.	1	.	.	.	.	.	.	.	.	.
7	TAYLOR, Demontrie	9	.	1	1	.	.	.	.	.	.	.	.	.
9A	BOWMAN, Josh	2	1	.	1	.	.	.	.	.	.	.	.	.
28	JONES, Devin	1	1	.	1	.	.	.	.	.	.	.	.	.
86	CARTWRIGHT, Kivon	10	1	.	1	.	.	.	.	.	.	.	.	.
94	THOMPSON, Darnell	5	.	1	1	.	.	.	.	1	.	.	.	.
2	GAINES, Deionte	8	1	.	1	.	.	.	.	.	.	.	.	.
43	COLORITO, Evan	7	.	1	1	.	.	.	.	.	.	.	.	.
TM TEAM		4	.	.	.	.	.	.	.	.	.	.	.	1
Total		10	367	346	713	74-275	19-103	5-64	25	21	7-0	8	2	1
Opponents		10	391	350	741	45-145	13-93	14-206	41	17	11-19	12	3	.

## TACKLING LEADERS

## SPECIAL TEAMS

PLAYER	TACKLES
Jake Schlager	5
Tre Thomas	4
Eric Williams	4
Deonte Clyburn	3
Nu'uvali Fa'apito	3
Nick Januska	3
Braylin Scott	3
Josh Watson	3

## SOLO

PLAYER	TACKLES
Kevin Pierre-Louis	38
Kevin Davis	34
Trent Matthews	32
Deonte Clyburn	28
Tyree Simmons	24

## ASSISTED

PLAYER	TACKLES
Kevin Davis	45
Cory James	34
Trent Matthews	34
Deonte Clyburn	29
Kevin Pierre-Louis	29

## TACKLES FOR LOSS

PLAYER	TACKLES
Kevin Davis	10.5
Cory James	8.0
Deonte Clyburn	6.0
Martavius Foster	6.0
SteveO Michel	6.0

## COLORADO STATE FOOTBALL



## CSU GAME-BY-GAME STATISTICS

Date	Opponent	Rushing				Receiving				Passing				Kick Returns				Punt Returns				tot off
		no.	yds	td	lg	no.	yds	td	lg	cmp-att-int	yds	td	lg	no.	yds	td	lg	no.	yds	td	lg	
Sep 05	SAVANNAH STATE	33	217	2	37	27	381	6	35	27-36-1	381	6	35	1	100	0	99	4	48	0	26	598
Sep 12	MINNESOTA	41	172	1	31	16	142	1	49	16-32-2	142	1	49	0	0	0	0	6	38	0	11	314
Sep 19	vs Colorado	49	218	2	42	25	282	1	37	25-39-2	282	1	37	3	91	0	51	3	27	0	11	500
Sep 26	at UTSA	46	171	1	28	16	267	3	38	16-30-0	267	3	38	6	138	0	38	2	0	0	0	438
Oct 03	at Utah State	30	108	1	25	22	253	1	43	22-47-1	253	1	43	3	58	0	23	2	13	0	15	361
Oct 10	BOISE STATE	37	105	0	16	14	151	1	35	14-30-2	151	1	35	0	0	0	0	0	0	0	0	256
Oct 17	AIR FORCE	37	160	2	42	23	296	3	44	23-30-1	296	3	44	1	10	0	10	1	40	0	40	456
Oct 31	SAN DIEGO STATE	33	163	0	35	17	205	2	35	17-28-3	205	2	35	2	35	0	21	0	0	0	0	368
Nov 07	at Wyoming	55	228	3	18	11	120	0	22	11-15-1	120	0	22	2	33	0	28	3	5	0	8	348
Nov 14	UNLV	46	325	3	40	13	209	4	69	13-19-1	209	4	69	5	106	0	53	1	7	0	7	534
Colorado State		407	1867	15	42	184	2306	22	69	184-306-14	2306	22	69	23	571	0	99	22	178	0	40	4173
		418	2013	18	85	146	1995	12	85	146-268-5	1995	12	85	29	605	0	41	12	61	0	16	4008

Games: 10 • Avg/rush: 4.6 • Avg/catch: 12.5 • Pass effic: 138.01 • KR avg: 24.8 • PR avg: 8.1 • All purpose avg/game: 498.6 • Total offense avg/gm: 417.3

		Tackles				Sacks	Fumble		Pass Defense			blkd	PAT Attempts			off		
Date	Opponent	ua	a	total	tfl-yds	no-yds	ff	fr-yds	int-yds	qbh	brup	kick	kick	rush	rcv	saf	t/o	pts
Sep 05	SAVANNAH STATE	45	24	69	16.0-62	6.0-35	1	1-0	1-29	3	2	0	8-9	0	0	0	14	65
Sep 12	MINNESOTA	43	44	87	5.0-8	1.0-0	1	2-0	0-0	5	5	0	2-2	0	0	0	3	20
Sep 19	vs Colorado	30	32	62	4.0-11	0.0-0	0	0-0	0-0	4	3	1	3-3	0	0	0	0	24
Sep 26	at UTSA	30	28	58	6.0-16	2.0-10	0	0-0	1-19	0	1	0	4-4	0	0	1	7	33
Oct 03	at Utah State	23	62	85	10.0-28	1.0-7	0	0-0	0-0	0	1	0	1-1	0	1	0	0	18
Oct 10	BOISE STATE	48	28	76	9.0-38	2.0-14	1	0-0	1-3	4	3	0	1-1	0	0	0	0	10
Oct 17	AIR FORCE	43	44	87	6.0-44	0.0-0	1	1-0	1-13	0	0	0	5-5	0	0	0	10	38
Oct 31	SAN DIEGO STATE	36	34	70	5.0-11	0.0-0	0	0-0	0-0	1	0	0	2-2	0	0	0	0	17
Nov 07	at Wyoming	34	20	54	6.0-28	3.0-15	3	3-0	1-0	0	1	0	2-3	0	0	0	3	26
Nov 14	UNLV	35	30	65	7.0-29	4.0-22	1	0-0	0-0	4	9	1	7-7	0	0	0	0	49
Colorado State		367	346	713	74.0-275	19.0-103	8	7-0	5-64	21	25	2	35-37	0	1	1	37	300
		391	350	741	45.0-145	13.0-93	12	11-19	14-206	17	41	3	31-32	0	0	0	46	274

		Punting									Field Goals			Kickoffs				
Date	Opponent	no.	yds	avg	long	blkd	tb	fc	50+	i20	md-att	long	blkd	no.	yds	avg	tb	ob
Sep 05	SAVANNAH STATE	0	0	0.0	0	0	0	0	0	0	1-2	31	0	11	673	61.2	2	3
Sep 12	MINNESOTA	9	446	49.6	73	0	0	2	3	4	2-2	37	0	4	258	64.5	1	0
Sep 19	vs Colorado	3	133	44.3	54	0	1	1	1	1	1-4	24	1	5	325	65.0	3	0
Sep 26	at UTSA	5	204	40.8	58	1	0	3	2	4	1-1	21	0	6	368	61.3	0	0
Oct 03	at Utah State	5	199	39.8	61	0	0	1	1	0	1-1	42	0	4	254	63.5	1	0
Oct 10	BOISE STATE	8	352	44.0	50	0	0	3	1	2	1-1	20	0	3	189	63.0	2	1
Oct 17	AIR FORCE	3	126	42.0	47	0	0	0	0	3	1-1	22	0	7	436	62.3	4	0
Oct 31	SAN DIEGO STATE	4	192	48.0	59	0	0	1	2	3	1-1	44	0	4	262	65.5	1	0
Nov 07	at Wyoming	5	246	49.2	67	0	0	3	1	2	2-2	33	0	6	388	64.7	4	0
Nov 14	UNLV	2	93	46.5	58	0	0	1	1	2	0-0	0	0	8	520	65.0	7	0
Colorado State		44	1991	45.2	73	1	1	15	12	21	11-15	44	1	58	3673	63.3	25	4
		53	2226	42.0	71	0	5	13	13	12	17-22	54	2	54	3403	63.0	29	2

## COLORADO STATE FOOTBALL



## OPPONENT GAME-BY-GAME STATISTICS

Date	Opponent	Rushing				Receiving				Passing				Kick Returns				Punt Returns				tot off
		no.	yds	td	lg	no.	yds	td	lg	cmp-att-int	yds	td	lg	no.	yds	td	lg	no.	yds	td	lg	
Sep 05	SAVANNAH STATE	49	83	1	63	10	100	0	32	10-23-1	100	0	32	6	80	0	20	0	0	0	0	183
Sep 12	MINNESOTA	41	180	0	26	23	233	2	38	23-45-0	233	2	38	3	71	0	29	2	9	0	5	413
Sep 19	vs Colorado	32	125	0	17	15	220	2	65	15-29-0	220	2	65	2	58	0	33	0	0	0	0	345
Sep 26	at UTSA	34	279	3	85	9	153	1	40	9-18-1	153	1	40	6	118	0	29	1	20	0	0	432
Oct 03	at Utah State	45	298	2	34	12	137	1	42	12-21-0	137	1	42	3	46	0	18	2	9	0	8	435
Oct 10	BOISE STATE	44	201	3	56	24	396	2	85	24-37-1	396	2	85	0	0	0	0	4	12	0	13	597
Oct 17	AIR FORCE	56	269	3	60	10	137	0	38	10-16-1	137	0	38	3	85	0	36	1	6	0	6	406
Oct 31	SAN DIEGO STATE	47	276	3	64	11	180	1	43	11-14-0	180	1	43	3	81	0	41	1	-11	0	0	456
Nov 07	at Wyoming	34	130	1	16	10	109	0	22	10-21-1	109	0	22	2	43	0	26	1	16	0	16	239
Nov 14	UNLV	36	172	2	32	22	330	3	40	22-44-0	330	3	40	1	23	0	23	0	0	0	0	502
Opponents		418	2013	18	85	146	1995	12	85	146-268-5	1995	12	85	29	605	0	41	12	61	0	16	4008
		407	1867	15	42	184	2306	22	69	184-306-14	2306	22	69	23	571	0	99	22	178	0	40	4173

Games: 10 • Avg/rush: 4.8 • Avg/catch: 13.7 • Pass effic: 128.05 • KR avg: 20.9 • PR avg: 5.1 • All purpose avg/game: 488.0 • Total offense avg/gm: 400.8

		Tackles				Sacks	Fumble		Pass Defense			blkd	PAT Attempts			off		
Date	Opponent	ua	a	total	tfl-yds	no-yds	ff	fr-yds	int-yds	qbh	brup	kick	kick	rush	rcv	saf	t/o	pts
Sep 05	SAVANNAH STATE	41	20	61	4.0-17	2.0-13	3	4-0	1-0	2	3	0	1-1	0	0	0	3	13
Sep 12	MINNESOTA	42	32	74	4.0-7	1.0-4	2	2-0	2-3	1	7	0	2-2	0	0	0	3	23
Sep 19	vs Colorado	52	44	96	2.0-3	0.0-0	0	0-0	2-72	0	3	1	3-3	0	0	0	7	27
Sep 26	at UTSA	39	46	85	3.0-8	1.0-6	0	0-0	0-0	3	5	1	4-4	0	0	0	0	31
Oct 03	at Utah State	27	50	77	6.0-30	3.0-24	3	2-12	1-0	7	10	0	3-3	0	0	0	6	33
Oct 10	BOISE STATE	32	30	62	6.0-31	3.0-26	1	1-7	2-20	1	6	0	5-5	0	0	0	3	41
Oct 17	AIR FORCE	41	28	69	7.0-16	1.0-7	0	0-0	1-21	0	2	0	2-3	0	0	0	7	23
Oct 31	SAN DIEGO STATE	31	34	65	5.0-13	0.0-0	1	1-0	3-71	2	4	0	5-5	0	0	0	10	41
Nov 07	at Wyoming	47	36	83	6.0-11	1.0-5	0	0-0	1-0	0	0	1	1-1	0	0	0	0	7
Nov 14	UNLV	39	30	69	2.0-9	1.0-8	2	1-0	1-25	1	1	0	5-5	0	0	0	7	35
Opponents		391	350	741	45.0-145	13.0-93	12	11-19	14-206	17	41	3	31-32	0	0	0	46	274
		367	346	713	74.0-275	19.0-103	8	7-0	5-64	21	25	2	35-37	0	1	1	37	300

		Punting										Field Goals			Kickoffs				
Date	Opponent	no.	yds	avg	long	blkd	tb	fc	50+	i20	md-att	long	blkd	no.	yds	avg	tb	ob	
Sep 05	SAVANNAH STATE	10	415	41.5	71	0	2	1	2	2	2-2	44	0	3	193	64.3	2	1	
Sep 12	MINNESOTA	9	425	47.2	55	0	0	1	5	1	3-4	50	0	5	319	63.8	4	1	
Sep 19	vs Colorado	7	274	39.1	48	0	0	3	0	3	2-4	52	1	5	320	64.0	2	0	
Sep 26	at UTSA	4	152	38.0	51	0	0	2	1	2	1-1	36	0	7	424	60.6	1	0	
Oct 03	at Utah State	4	180	45.0	58	0	1	1	1	1	4-4	48	0	8	513	64.1	5	0	
Oct 10	BOISE STATE	3	131	43.7	54	0	1	2	1	1	2-3	35	0	7	455	65.0	7	0	
Oct 17	AIR FORCE	2	65	32.5	44	0	0	0	0	0	1-1	41	0	5	274	54.8	3	0	
Oct 31	SAN DIEGO STATE	4	173	43.2	52	0	1	1	1	0	2-2	54	0	7	455	65.0	5	0	
Nov 07	at Wyoming	6	250	41.7	52	0	0	0	1	2	0-0	0	0	2	126	63.0	0	0	
Nov 14	UNLV	4	161	40.2	53	0	0	2	1	0	0-1	0	1	5	324	64.8	0	0	
Opponents		53	2226	42.0	71	0	5	13	13	12	17-22	54	2	54	3403	63.0	29	2	
		44	1991	45.2	73	1	1	15	12	21	11-15	44	1	58	3673	63.3	25	4	

		First Downs				Rushing	Passing		Total Offense	Return	Turn-
Opponent	Score	Total	Rush	Pass	Pen	Number-Yards	Comp-Att-Int	Yards	Plays-Yards	Yards	Over
SAVANNAH STATE	65-13	33 / 11	11 / 4	20 / 4	2 / 3	33-217 / 49-83	27-36-1 / 10-23-1	381 / 100	69-598 / 72-183	177 / 80	5 / 2
MINNESOTA	20-23	14 / 23	8 / 9	5 / 11	1 / 3	41-172 / 41-180	16-32-2 / 23-45-0	142 / 233	73-314 / 86-413	38 / 77	4 / 2
Colorado	24-27	27 / 18	9 / 6	16 / 9	2 / 3	49-218 / 32-125	25-39-2 / 15-29-0	282 / 220	88-500 / 61-345	118 / 130	2 / 0
UTSA	33-31	25 / 18	11 / 11	12 / 6	2 / 1	46-171 / 34-279	16-30-0 / 9-18-1	267 / 153	76-438 / 52-432	157 / 138	0 / 1
Utah State	18-33	24 / 21	9 / 11	12 / 6	3 / 4	30-108 / 45-298	22-47-1 / 12-21-0	253 / 137	77-361 / 66-435	71 / 67	3 / 0
BOISE STATE	10-41	14 / 27	7 / 8	6 / 17	1 / 2	37-105 / 44-201	14-30-2 / 24-37-1	151 / 396	67-256 / 81-597	3 / 39	3 / 1
AIR FORCE	38-23	22 / 21	7 / 14	14 / 5	1 / 2	37-160 / 56-269	23-30-1 / 10-16-1	296 / 137	67-456 / 72-406	63 / 112	1 / 2
SAN DIEGO STATE	17-41	22 / 21	8 / 9	10 / 9	4 / 3	33-163 / 47-276	17-28-3 / 11-14-0	205 / 180	61-368 / 61-456	35 / 141	4 / 0
Wyoming	26-7	22 / 14	12 / 7	7 / 6	3 / 1	55-228 / 34-130	11-15-1 / 10-21-1	120 / 109	70-348 / 55-239	38 / 59	1 / 4
UNLV	49-35	24 / 24	15 / 9	7 / 13	2 / 2	46-325 / 36-172	13-19-1 / 22-44-0	209 / 330	65-534 / 80-502	113 / 48	2 / 0
Totals	300-274	227 / 198	97 / 88	109 / 86	21 / 24	407-1867 / 418-2013	184-306-14 / 146-268-5	2306 / 1995	713-4173 / 686-4008	813 / 891	25 / 12

	3rd Down	4th Down	Time of	TOP	Avg	Avg	Avg	Punting	Penalties	
Opponent	Conversions	Conversions	Possession	Margin	Yds/Rush	Yds/Pass	Yds/Play	Number-Avg	Number-Yards	Sacks
SAVANNAH STATE	6-9 / 3-18	0-1 / 2-3	23:15 / 36:45	-13:30	6.6 / 1.7	10.6 / 4.3	8.7 / 2.5	0-0.0 / 10-41.5	6-62 / 8-78	6 / 2
MINNESOTA	7-19 / 6-19	1-1 / 1-2	30:08 / 29:52	0:16	4.2 / 4.4	4.4 / 5.2	4.3 / 4.8	9-49.6 / 9-47.2	10-86 / 8-60	1 / 1
Colorado	8-18 / 3-13	1-2 / 1-1	36:43 / 23:17	13:26	4.4 / 3.9	7.2 / 7.6	5.7 / 5.7	3-44.3 / 7-39.1	8-65 / 6-65	0 / 0
UTSA	10-18 / 4-9	0-0 / 0-0	36:12 / 23:48	12:24	3.7 / 8.2	8.9 / 8.5	5.8 / 8.3	5-40.8 / 4-38.0	9-71 / 8-47	2 / 1
Utah State	6-17 / 2-11	3-5 / 1-1	25:57 / 34:03	-8:06	3.6 / 6.6	5.4 / 6.5	4.7 / 6.6	5-39.8 / 4-45.0	12-110 / 12-125	1 / 3
BOISE STATE	5-17 / 4-12	2-2 / 1-3	28:32 / 31:28	-2:56	2.8 / 4.6	5.0 / 10.7	3.8 / 7.4	8-44.0 / 3-43.7	8-64 / 6-65	2 / 3
AIR FORCE	10-15 / 9-17	0-1 / 2-5	28:25 / 31:35	-3:10	4.3 / 4.8	9.9 / 8.6	6.8 / 5.6	3-42.0 / 2-32.5	9-87 / 5-45	0 / 1
SAN DIEGO STATE	5-12 / 4-11	1-1 / 1-1	27:08 / 32:52	-5:44	4.9 / 5.9	7.3 / 12.9	6.0 / 7.5	4-48.0 / 4-43.2	7-78 / 5-61	0 / 0
Wyoming	3-11 / 2-9	2-2 / 0-1	37:20 / 22:40	14:40	4.1 / 3.8	8.0 / 5.2	5.0 / 4.3	5-49.2 / 6-41.7	10-101 / 9-66	3 / 1
UNLV	6-9 / 7-15	0-0 / 1-3	31:16 / 28:44	2:32	7.1 / 4.8	11.0 / 7.5	8.2 / 6.3	2-46.5 / 4-40.2	3-35 / 5-60	4 / 1
Totals	66-145 / 44-134	10-15 / 10-20	304:56 / 295:04	9:52	4.6 / 4.8	7.5 / 7.4	5.9 / 5.8	44-45.2 / 53-42.0	82-759 / 72-672	19 / 13

### Colorado State Inside Opponent Red-Zone

			Times	Times	Total		Rush	Pass	FGs	Failed to score inside RZ						
Date	Opponent	Score	In RZ	Scored	Pts	TDs	TDs	TDs	Made	FGA	Down	Int	Fumb	Half	Game	
Sep 05, 2015	SAVANNAH STATE	W 65-13	8	7	44	6	1	5	1	0	0	0	1	0	0	
Sep 12, 2015	MINNESOTA	L 20-23	3	3	13	1	1	0	2	0	0	0	0	0	0	
Sep 19, 2015	vs Colorado	L 24-27	4	3	17	2	2	0	1	1	0	0	0	0	0	
Sep 26, 2015	at UTSA	W 33-31	3	3	17	2	1	1	1	0	0	0	0	0	0	
Oct 03, 2015	at Utah State	L 18-33	3	2	15	2	1	1	0	0	0	1	0	0	0	
Oct 10, 2015	BOISE STATE	L 10-41	2	2	10	1	0	1	1	0	0	0	0	0	0	
Oct 17, 2015	AIR FORCE	W 38-23	4	4	24	3	2	1	1	0	0	0	0	0	0	
Oct 31, 2015	SAN DIEGO STATE	L 17-41	3	2	14	2	0	2	0	0	0	0	1	0	0	
Nov 07, 2015	at Wyoming	W 26-7	6	5	26	3	3	0	2	0	0	1	0	0	0	
Nov 14, 2015	UNLV	W 49-35	7	7	49	7	3	4	0	0	0	0	0	0	0	
Totals			43	38	229	29	14	15	9	1	0	2	2	0	0	
38 of 43 (88.4%)																

## Opponents Inside Colorado State Red-Zone

			Times	Times	Total		Rush	Pass	FGs	Failed to score inside RZ					
Date	Opponent	Score	In RZ	Scored	Pts	TDs	TDs	TDs	Made	FGA	Down	Int	Fumb	Half	Game
Sep 05, 2015	SAVANNAH STATE	W 65-13	1	1	3	0	0	0	1	0	0	0	0	0	0
Sep 12, 2015	MINNESOTA	L 20-23	3	2	6	0	0	0	2	0	0	0	1	0	0
Sep 19, 2015	vs Colorado	L 24-27	2	1	3	0	0	0	1	1	0	0	0	0	0
Sep 26, 2015	at UTSA	W 33-31	4	4	24	3	2	1	1	0	0	0	0	0	0
Oct 03, 2015	at Utah State	L 18-33	3	3	9	0	0	0	3	0	0	0	0	0	0
Oct 10, 2015	BOISE STATE	L 10-41	4	4	20	2	2	0	2	0	0	0	0	0	0
Oct 17, 2015	AIR FORCE	W 38-23	5	3	17	2	2	0	1	0	2	0	0	0	0
Oct 31, 2015	SAN DIEGO STATE	L 17-41	3	3	17	2	2	0	1	0	0	0	0	0	0
Nov 07, 2015	at Wyoming	W 26-7	1	1	7	1	1	0	0	0	0	0	0	0	0
Nov 14, 2015	UNLV	W 49-35	4	4	28	4	1	3	0	0	0	0	0	0	0
Totals			30	26	134	14	10	4	12	1	2	0	1	0	0
26 of 30 (86.7%)															

## COLORADO STATE FOOTBALL



## CONVERSIONS BY QUARTER

## 3rd-Down Conversions

Date	Opponent	Score	Overall	1st Qtr	2nd Qtr	3rd Qtr	4th Qtr	Overtime
Sep 05, 2015	SAVANNAH STATE	W 65-13	6-9 66.7	1-2 50.0	3-5 60.0	0-0 0.0	2-2 100.0	
Sep 12, 2015	MINNESOTA	L 20-23	7-19 36.8	3-5 60.0	0-3 0.0	2-5 40.0	2-6 33.3	0-0 0.0
Sep 19, 2015	vs Colorado	L 24-27	8-18 44.4	2-3 66.7	3-5 60.0	2-4 50.0	1-5 20.0	0-1 0.0
Sep 26, 2015	at UTSA	W 33-31	10-18 55.6	3-5 60.0	2-4 50.0	2-3 66.7	3-6 50.0	
Oct 03, 2015	at Utah State	L 18-33	6-17 35.3	2-4 50.0	2-5 40.0	1-2 50.0	1-6 16.7	
Oct 10, 2015	BOISE STATE	L 10-41	5-17 29.4	1-5 20.0	1-5 20.0	3-5 60.0	0-2 0.0	
Oct 17, 2015	AIR FORCE	W 38-23	10-15 66.7	2-3 66.7	4-5 80.0	4-4 100.0	0-3 0.0	
Oct 31, 2015	SAN DIEGO STATE	L 17-41	5-12 41.7	3-3 100.0	1-2 50.0	1-4 25.0	0-3 0.0	
Nov 07, 2015	at Wyoming	W 26-7	3-11 27.3	1-4 25.0	1-2 50.0	1-3 33.3	0-2 0.0	
Nov 14, 2015	UNLV	W 49-35	6-9 66.7	0-1 0.0	3-3 100.0	1-3 33.3	2-2 100.0	
Colorado State			66-145 45.5	18-35 51.4	20-39 51.3	17-33 51.5	11-37 29.7	0-1 0.0
Opponents			44-134 32.8	11-31 35.5	12-38 31.6	12-29 41.4	8-35 22.9	1-1 100.0

## 4th-Down Conversions

Date	Opponent	Score	Overall	1st Qtr	2nd Qtr	3rd Qtr	4th Qtr	Overtime
Sep 05, 2015	SAVANNAH STATE	W 65-13	0-1 0.0	0-0 0.0	0-1 0.0	0-0 0.0	0-0 0.0	
Sep 12, 2015	MINNESOTA	L 20-23	1-1 100.0	0-0 0.0	0-0 0.0	0-0 0.0	1-1 100.0	0-0 0.0
Sep 19, 2015	vs Colorado	L 24-27	1-2 50.0	0-0 0.0	0-1 0.0	0-0 0.0	1-1 100.0	0-0 0.0
Sep 26, 2015	at UTSA	W 33-31	0-0 0.0	0-0 0.0	0-0 0.0	0-0 0.0	0-0 0.0	
Oct 03, 2015	at Utah State	L 18-33	3-5 60.0	0-0 0.0	0-1 0.0	0-0 0.0	3-4 75.0	
Oct 10, 2015	BOISE STATE	L 10-41	2-2 100.0	2-2 100.0	0-0 0.0	0-0 0.0	0-0 0.0	
Oct 17, 2015	AIR FORCE	W 38-23	0-1 0.0	0-0 0.0	0-1 0.0	0-0 0.0	0-0 0.0	
Oct 31, 2015	SAN DIEGO STATE	L 17-41	1-1 100.0	0-0 0.0	0-0 0.0	1-1 100.0	0-0 0.0	
Nov 07, 2015	at Wyoming	W 26-7	2-2 100.0	2-2 100.0	0-0 0.0	0-0 0.0	0-0 0.0	
Nov 14, 2015	UNLV	W 49-35	0-0 0.0	0-0 0.0	0-0 0.0	0-0 0.0	0-0 0.0	
Colorado State			10-15 66.7	4-4 100.0	0-4 0.0	1-1 100.0	5-6 83.3	0-0 0.0
Opponents			10-20 50.0	1-1 100.0	2-7 28.6	2-3 66.7	5-9 55.6	0-0 0.0

## Time of Possession

Date	Opponent	Score	Overall	1st Qtr	2nd Qtr	3rd Qtr	4th Qtr	Overtime
Sep 05, 2015	SAVANNAH STATE	W 65-13	23:15	6:48	6:57	4:28	5:02	
Sep 12, 2015	MINNESOTA	L 20-23	30:08	10:03	3:36	7:27	9:02	0:00
Sep 19, 2015	vs Colorado	L 24-27	36:43	9:49	7:28	8:53	10:33	0:00
Sep 26, 2015	at UTSA	W 33-31	36:12	6:43	10:14	7:54	11:21	
Oct 03, 2015	at Utah State	L 18-33	25:57	5:38	8:42	4:02	7:35	
Oct 10, 2015	BOISE STATE	L 10-41	28:32	10:36	6:20	8:27	3:09	
Oct 17, 2015	AIR FORCE	W 38-23	28:25	5:12	7:16	10:01	5:56	
Oct 31, 2015	SAN DIEGO STATE	L 17-41	27:08	8:31	5:07	8:07	5:23	
Nov 07, 2015	at Wyoming	W 26-7	37:20	10:35	10:26	7:08	9:11	
Nov 14, 2015	UNLV	W 49-35	31:16	5:12	6:47	9:09	10:08	
Colorado State			Total 304:56	79:07	72:53	75:36	77:20	0:00
			Avg. 30:29	7:54	7:17	7:33	7:44	0:00
Opponents			Total 295:04	70:53	77:07	74:24	72:40	0:00
			Avg. 29:30	7:05	7:42	7:26	7:16	0:00

# COLORADO STATE FOOTBALL



## INDIVIDUAL GAME HIGHS - COLORADO STATE

Rushes	30	ODEN, Jasen at UTSA (Sep 26, 2015)
Yards Rushing	151	DAWKINS, Dalyn vs UNLV (Nov 14, 2015)
TD Rushes	2	ODEN, Jasen vs Air Force (Oct 17, 2015)
	2	MATTHEWS, Izzy at Wyoming (Nov 07, 2015)
	2	FA'APITO, Nu'uvali vs UNLV (Nov 14, 2015)
Long Rush	42	DAWKINS, Dalyn vs Savannah State (Sep 05, 2015)
	42	ODEN, Jasen vs Air Force (Oct 17, 2015)
Pass attempts	47	STEVENS, Nick at Utah State (Oct 03, 2015)
Pass completions	25	STEVENS, Nick vs Colorado (Sep 19, 2015)
Yards Passing	296	STEVENS, Nick vs Air Force (Oct 17, 2015)
TD Passes	5	STEVENS, Nick vs Savannah State (Sep 05, 2015)
Long Pass	69	STEVENS, Nick vs UNLV (Nov 14, 2015)
Receptions	11	HIGGINS, Rashard at Utah State (Oct 03, 2015)
Yards Receiving	125	HIGGINS, Rashard vs Colorado (Sep 19, 2015)
TD Receptions	3	HIGGINS, Rashard vs UNLV (Nov 14, 2015)
Long Reception	69	WALKER, Steven vs UNLV (Nov 14, 2015)
Field Goals	2	BRYAN, Wyatt vs Minnesota (Sep 12, 2015)
	2	BRYAN, Wyatt at Wyoming (Nov 07, 2015)
Long Field Goal	44	BRYAN, Wyatt vs San Diego State (Oct 31, 2015)
Punts	9	HUNT, Hayden vs Minnesota (Sep 12, 2015)
Punting Avg	51.0	HUNT, Hayden at UTSA (Sep 26, 2015)
Long Punt	73	HUNT, Hayden vs Minnesota (Sep 12, 2015)
Punts inside 20	4	HUNT, Hayden vs Minnesota (Sep 12, 2015)
	4	HUNT, Hayden at UTSA (Sep 26, 2015)
Long Punt Return	40	HANSLEY, Joe vs Air Force (Oct 17, 2015)
Long Kickoff Return	99	VADEN, Jordon vs Savannah State (Sep 05, 2015)
Tackles	15	MATTHEWS, Trent vs Air Force (Oct 17, 2015)
Sacks	3.0	FOSTER, Martavius vs Savannah State (Sep 05, 2015)
Tackles For Loss	3.0	FOSTER, Martavius vs Savannah State (Sep 05, 2015)
	3.0	WATSON, Josh vs Savannah State (Sep 05, 2015)
Interceptions	1	ELLIOTT, DeAndre vs Savannah State (Sep 05, 2015)
	1	ELLIOTT, DeAndre at UTSA (Sep 26, 2015)
	1	JANUSKA, Nick vs Boise State (Oct 10, 2015)
	1	SIMMONS, Tyree vs Air Force (Oct 17, 2015)
	1	MATTHEWS, Trent at Wyoming (Nov 07, 2015)

## TEAM GAME HIGHS - COLORADO STATE

Rushes	55	at Wyoming (Nov 07, 2015)
Yards Rushing	325	vs UNLV (Nov 14, 2015)
Yards Per Rush	7.1	vs UNLV (Nov 14, 2015)
TD Rushes	3	at Wyoming (Nov 07, 2015)
	3	vs UNLV (Nov 14, 2015)
Pass attempts	47	at Utah State (Oct 03, 2015)
Pass completions	27	vs Savannah State (Sep 05, 2015)
Yards Passing	381	vs Savannah State (Sep 05, 2015)
Yards Per Pass	11.0	vs UNLV (Nov 14, 2015)
TD Passes	6	vs Savannah State (Sep 05, 2015)
Total Plays	88	vs Colorado (Sep 19, 2015)
Total Offense	598	vs Savannah State (Sep 05, 2015)
Yards Per Play	8.7	vs Savannah State (Sep 05, 2015)
Points	65	vs Savannah State (Sep 05, 2015)
Sacks By	6	vs Savannah State (Sep 05, 2015)
First Downs	33	vs Savannah State (Sep 05, 2015)
Penalties	12	at Utah State (Oct 03, 2015)
Penalty Yards	110	at Utah State (Oct 03, 2015)
Turnovers	5	vs Savannah State (Sep 05, 2015)
Interceptions By	1	vs Savannah State (Sep 05, 2015)
	1	at UTSA (Sep 26, 2015)
	1	vs Boise State (Oct 10, 2015)
	1	vs Air Force (Oct 17, 2015)
	1	at Wyoming (Nov 07, 2015)
Punts	9	vs Minnesota (Sep 12, 2015)
Punting Avg	49.6	vs Minnesota (Sep 12, 2015)
Long Punt	73	vs Minnesota (Sep 12, 2015)
Punts inside 20	4	vs Minnesota (Sep 12, 2015)
	4	at UTSA (Sep 26, 2015)
Long Punt Return	40	vs Air Force (Oct 17, 2015)

## COLORADO STATE FOOTBALL



## INDIVIDUAL GAME HIGHS - OPPONENTS

Rushes	24	ROBERTS, Karson, vs Air Force (Oct 17, 2015)
Yards Rushing	191	MYERS, Kent, at Utah State (Oct 03, 2015)
TD Rushes	2	Williams, J., at UTSA (Sep 26, 2015)
	2	McNICHOLS, J., vs Boise State (Oct 10, 2015)
	2	PUMPHREY, Donne, vs San Diego State (Oct 31, 2015)
Long Rush	85	Williams, J., at UTSA (Sep 26, 2015)
Pass attempts	45	Leidner, Mitch, vs Minnesota (Sep 12, 2015)
Pass completions	23	Leidner, Mitch, vs Minnesota (Sep 12, 2015)
Yards Passing	339	RYPIEN, Brett, vs Boise State (Oct 10, 2015)
TD Passes	2	Leidner, Mitch, vs Minnesota (Sep 12, 2015)
	2	Liufau, Sefo, vs Colorado (Sep 19, 2015)
	2	DECKER, Blake, vs UNLV (Nov 14, 2015)
Long Pass	85	RYPIEN, Brett, vs Boise State (Oct 10, 2015)
Receptions	9	Wolirtsky, Drew, vs Minnesota (Sep 12, 2015)
Yards Receiving	178	SPERBECK, T., vs Boise State (Oct 10, 2015)
TD Receptions	3	KEYS, Kendal, vs UNLV (Nov 14, 2015)
Long Reception	85	SPERBECK, T., vs Boise State (Oct 10, 2015)
Field Goals	3	Santoso, Ryan, vs Minnesota (Sep 12, 2015)
	3	WARREN, Brock, at Utah State (Oct 03, 2015)
Long Field Goal	54	HAGEMAN, Donny, vs San Diego State (Oct 31, 2015)
Punts	10	BARRON, John, vs Savannah State (Sep 05, 2015)
Punting Avg	47.2	Mortell, Peter, vs Minnesota (Sep 12, 2015)
Long Punt	71	BARRON, John, vs Savannah State (Sep 05, 2015)
Punts inside 20	3	Kinney, Alex, vs Colorado (Sep 19, 2015)
Long Punt Return	16	WINGARD, Andrew, at Wyoming (Nov 07, 2015)
Long Kickoff Return	41	PENNY, Rashaad, vs San Diego State (Oct 31, 2015)
Tackles	13	Olugbode, Kennet, vs Colorado (Sep 19, 2015)
	13	EPPI, Marcus, at Wyoming (Nov 07, 2015)
Sacks	1.0	MOBLEY, Jovanta, vs Savannah State (Sep 05, 2015)
	1.0	BANKS, Stefan, vs Savannah State (Sep 05, 2015)
	1.0	Richardson, S., vs Minnesota (Sep 12, 2015)
	1.0	Egwuagu, at UTSA (Sep 26, 2015)
	1.0	FACKRELL, Kyler, at Utah State (Oct 03, 2015)
	1.0	MOALA, David, at Utah State (Oct 03, 2015)
	1.0	ALIFUA, Ricky, at Utah State (Oct 03, 2015)
	1.0	JAMES, C., vs Boise State (Oct 10, 2015)
	1.0	CORREA, Kamalei, vs Boise State (Oct 10, 2015)
	1.0	GRAY, Tyler, vs Boise State (Oct 10, 2015)
	1.0	ALEXANDER, Clau, vs Air Force (Oct 17, 2015)
	1.0	YARBROUGH, E., at Wyoming (Nov 07, 2015)
	1.0	LOTULELEI, Tau, vs UNLV (Nov 14, 2015)
Tackles For Loss	3.0	Richardson, S., vs Minnesota (Sep 12, 2015)
	3.0	FACKRELL, Kyler, at Utah State (Oct 03, 2015)
Interceptions	1	VAZQUEZ, S., vs Savannah State (Sep 05, 2015)
	1	Myrick, Jalen, vs Minnesota (Sep 12, 2015)
	1	Boddy-Calhoun, B., vs Minnesota (Sep 12, 2015)
	1	Crawley, Ken, vs Colorado (Sep 19, 2015)
	1	Olugbode, Kennet, vs Colorado (Sep 19, 2015)
	1	DAVIS, Jalen, at Utah State (Oct 03, 2015)
	1	MOXEY, Jonathan, vs Boise State (Oct 10, 2015)
	1	THOMPSON, D., vs Boise State (Oct 10, 2015)
	1	STEELHAMMER, We, vs Air Force (Oct 17, 2015)
	1	SMITH, Malik, vs San Diego State (Oct 31, 2015)
	1	KAZEE, Damontae, vs San Diego State (Oct 31, 2015)
	1	KELLY, Kameron, vs San Diego State (Oct 31, 2015)
	1	WINGARD, Andrew, at Wyoming (Nov 07, 2015)
	1	HOUGH, Tim, vs UNLV (Nov 14, 2015)

## TEAM GAME HIGHS - OPPONENTS

Rushes	56	vs Air Force (Oct 17, 2015)
Yards Rushing	298	at Utah State (Oct 03, 2015)
Yards Per Rush	8.2	at UTSA (Sep 26, 2015)
TD Rushes	3	at UTSA (Sep 26, 2015)
	3	vs Boise State (Oct 10, 2015)
	3	vs Air Force (Oct 17, 2015)
	3	vs San Diego State (Oct 31, 2015)
Pass attempts	45	vs Minnesota (Sep 12, 2015)
Pass completions	24	vs Boise State (Oct 10, 2015)
Yards Passing	396	vs Boise State (Oct 10, 2015)
Yards Per Pass	12.9	vs San Diego State (Oct 31, 2015)
TD Passes	3	vs UNLV (Nov 14, 2015)
Total Plays	86	vs Minnesota (Sep 12, 2015)
Total Offense	597	vs Boise State (Oct 10, 2015)
Yards Per Play	8.3	at UTSA (Sep 26, 2015)
Points	41	vs Boise State (Oct 10, 2015)
	41	vs San Diego State (Oct 31, 2015)
Sacks By	3	at Utah State (Oct 03, 2015)
	3	vs Boise State (Oct 10, 2015)
First Downs	27	vs Boise State (Oct 10, 2015)
Penalties	12	at Utah State (Oct 03, 2015)
Penalty Yards	125	at Utah State (Oct 03, 2015)
Turnovers	4	at Wyoming (Nov 07, 2015)
Interceptions By	3	vs San Diego State (Oct 31, 2015)
Punts	10	vs Savannah State (Sep 05, 2015)
Punting Avg	47.2	vs Minnesota (Sep 12, 2015)
Long Punt	71	vs Savannah State (Sep 05, 2015)
Punts inside 20	3	vs Colorado (Sep 19, 2015)
Long Punt Return	16	at Wyoming (Nov 07, 2015)



# COLORADO STATE FOOTBALL

	D. DAWKINS					I. MATTHEWS					J. ODEN, JR.					D. THOMPSON				
RUSHING	NO	YDS	TD	LG	AVG	NO	YDS	TD	LG	AVG	NO	YDS	TD	LG	AVG	NO	YDS	TD	LG	AVG
9/5 Savannah State	5	37	0	12	7.4	6	53	1	37	8.8	11	74	0	28	6.7	6	47	0	19	7.8
9/12 Minnesota	19	92	1	31	4.8	-	-	-	-	-	8	30	0	8	3.8	-	-	-	-	-
9/19 vs. Colorado	20	118	1	42	5.9	-	-	-	-	-	25	80	1	9	3.2	-	-	-	-	-
9/26 at UTSA	-	-	-	-	-	10	31	0	8	3.1	30	143	1	28	4.8	-	-	-	-	-
10/3 at Utah State	10	39	0	25	3.9	-	-	-	-	-	13	55	0	10	4.2	-	-	-	-	-
10/10 Boise State	3	12	0	7	4.0	4	5	0	3	1.2	19	52	0	9	2.7	-	-	-	-	-
10/17 Air Force	15	47	0	15	3.1	4	15	0	13	3.8	11	89	2	42	8.1	-	-	-	-	-
10/31 San Diego State	7	14	0	10	2.0	9	68	0	35	7.6	13	51	0	9	3.9	1	2	0	2	2.0
11/7 at Wyoming	25	140	0	18	5.6	16	55	2	9	3.4	-	-	-	-	-	-	-	-	-	-
11/14 UNLV	19	151	0	33	7.9	3	47	0	30	15.7	9	79	1	40	8.8	-	-	-	-	-
11/21 at New Mexico	-	-	-	-	-	-	-	-	-	-	-	-	-	-	-	-	-	-	-	-
11/28 at Fresno State	-	-	-	-	-	-	-	-	-	-	-	-	-	-	-	-	-	-	-	-
<b>Totals</b>	<b>123</b>	<b>650</b>	<b>2</b>	<b>42</b>	<b>5.3</b>	<b>52</b>	<b>274</b>	<b>3</b>	<b>37</b>	<b>5.3</b>	<b>139</b>	<b>653</b>	<b>5</b>	<b>42</b>	<b>4.7</b>	<b>7</b>	<b>49</b>	<b>0</b>	<b>19</b>	<b>7.0</b>

**ADDITIONAL RUSHING:** N. Stevens 2-(-4) vs. Savannah State (9/5); C. Key 2-(-8) vs. Savannah State (9/5); D. Gaines 1-18 vs. Savannah State (9/5); T. Jarrells 7-28 vs. Minnesota (9/12); C. Key 2-8 vs. Minnesota (9/12); X. Williams 2-7 vs. Minnesota (9/12); N. Stevens 2-6 vs. Minnesota (9/12); J. Hansley 1-1 vs. Minnesota (9/12); N. Stevens 3-11 vs. Colorado (9/19); D. Gaines 1-9 vs. Colorado (9/19); S. Walker 1-4 at UTSA (9/26); N. Stevens 3-(-2) at UTSA (9/26); N. Stevens 6-24 vs. Utah State (10/3); C. Key 1-(-10) vs. Utah State (10/3); C. Key 4-25 vs. Boise State (10/10); J. Vaden 1-16 vs. Boise State (10/10); D. Gaines 2-16 vs. Boise State (10/10); N. Stevens 4-(-21) vs. Boise State (10/10); J. Hansley 1-4 vs. Air Force (10/17); N. Stevens 4-11 vs. Air Force (10/17); N. Fa'apito 1-2 vs. Air Force (10/17); C. Leonard 2-15 vs. San Diego State (10/31); D. Clyburn 1-13 vs. San Diego State (10/31); C. Leonard 4-16 vs. Wyoming (11/7); D. Gaines 3-11 vs. Wyoming (11/7); N. Stevens 5-8, 1 TD vs. Wyoming (11/7); D. Gaines 3-46 vs. UNLV (11/14); J. Hansley 1-6 vs. UNLV (11/14); N. Fa'apito 3-2, 2 TD's vs. UNLV (11/14); C. Leonard 2-2 vs. UNLV (11/14); N. Stevens 5-(-7) vs. UNLV (11/14);

	N. STEVENS										C. KEY									
PASSING	CMP	ATT	PCT	INT	YDS	TD	LG	SCK			CMP	ATT	PCT	INT	YDS	TD	LG	SCK		
9/5 Savannah State	20	28	71.4	0	289	5	35	1			7	8	87.5	1	92	1	24	1		
9/12 Minnesota	8	19	42.1	2	51	0	17	1			8	13	61.5	0	91	1	49	0		
9/19 vs. Colorado	25	39	64.1	2	282	1	37	0			-	-	-	-	-	-	-	-		
9/26 at UTSA	15	28	53.6	0	255	3	38	1			1	2	50.0	0	12	0	12	0		
10/3 at Utah State	22	47	46.8	1	253	1	43	2			0	0	00.0	0	0	0	0	1		
10/10 Boise State	8	10	80.0	0	60	0	23	3			5	19	26.3	2	56	1	20	0		
10/17 Air Force	23	30	76.7	1	296	3	44	1			-	-	-	-	-	-	-	-		
10/31 San Diego State	17	26	65.4	3	205	2	35	0			0	2	00.0	0	0	0	0	0		
11/7 at Wyoming	11	15	73.3	1	120	0	22	1			-	-	-	-	-	-	-	-		
11/14 UNLV	13	19	68.4	1	209	4	69	1			-	-	-	-	-	-	-	-		
11/21 at New Mexico	-	-	-	-	-	-	-	-			-	-	-	-	-	-	-	-		
11/28 at Fresno State	-	-	-	-	-	-	-	-			-	-	-	-	-	-	-	-		
<b>Totals</b>	<b>162</b>	<b>261</b>	<b>62.1</b>	<b>11</b>	<b>2020</b>	<b>19</b>	<b>69</b>	<b>11</b>			<b>21</b>	<b>44</b>	<b>47.7</b>	<b>3</b>	<b>251</b>	<b>3</b>	<b>49</b>	<b>2</b>		

**ADDITIONAL PASSING:** J. Hansley 1-1, 35 yards vs. Boise State (10/10).

	K. CARTWRIGHT					D. DAWKINS					N. FA'APITO					D. GAINES					J. HANSLEY				
RECEIVING	NO	YDS	TD	LG	AVG	NO	YDS	TD	LG	AVG	NO	YDS	TD	LG	AVG	NO	YDS	TD	LG	AVG	NO	YDS	TD	LG	AVG
9/5 Savannah State	3	56	1	24	18.7	1	27	0	27	27.0	2	5	0	5	2.5	1	25	0	25	25.0	5	67	1	19	13.4
9/12 Minnesota	-	-	-	-	-	4	18	0	17	4.5	-	-	-	-	-	2	6	0	4	3.0	2	59	1	49	29.5
9/19 vs. Colorado	1	12	0	12	12.0	6	59	0	36	9.8	-	-	-	-	-	1	33	0	33	33.0	3	23	0	13	7.7
9/26 at UTSA	3	52	0	25	17.3	-	-	-	-	-	-	-	-	-	-	3	36	1	18	12.0	1	12	0	12	12.0
10/3 at Utah State	1	15	0	15	15.0	-	-	-	-	-	-	-	-	-	-	1	4	0	4	4.0	3	23	0	16	7.67
10/10 Boise State	2	43	0	35	21.5	1	1	0	1	1.0	-	-	-	-	-	1	-3	0	-3	-3.0	1	13	1	13	13.0
10/17 Air Force	1	7	0	7	7.0	3	35	0	24	11.7	1	6	0	6	6.0	-	-	-	-	-	3	75	2	44	25.0
10/31 San Diego State	-	-	-	-	-	3	3	0	4	1.0	1	4	0	4	4.0	-	-	-	-	-	2	36	0	20	18.0
11/7 at Wyoming	4	56	0	22	14.0	-	-	-	-	-	-	-	-	-	-	1	-1	0	-1	-1.0	1	7	0	7	7.0
11/14 UNLV	1	22	0	22	22.0	1	3	1	3	3.0	1	4	0	4	4.0	-	-	-	-	-	1	7	0	7	7.0
11/21 at New Mexico	-	-	-	-	-	-	-	-	-	-	-	-	-	-	-	-	-	-	-	-	-	-	-	-	-
11/28 at Fresno State	-	-	-	-	-	-	-	-	-	-	-	-	-	-	-	-	-	-	-	-	-	-	-	-	-
<b>Totals</b>	<b>16</b>	<b>263</b>	<b>1</b>	<b>35</b>	<b>16.4</b>	<b>19</b>	<b>146</b>	<b>1</b>	<b>36</b>	<b>7.7</b>	<b>5</b>	<b>19</b>	<b>0</b>	<b>6</b>	<b>3.8</b>	<b>10</b>	<b>100</b>	<b>1</b>	<b>33</b>	<b>10.0</b>	<b>22</b>	<b>322</b>	<b>5</b>	<b>49</b>	<b>14.6</b>

	R. HIGGINS					O. JOHNSON					S. LONG					E. MASTERS, JR.					D. NWOSU				
RECEIVING	NO	YDS	TD	LG	AVG	NO	YDS	TD	LG	AVG	NO	YDS	TD	LG	AVG	NO	YDS	TD	LG	AVG	NO	YDS	TD	LG	AVG
9/5 Savannah State	7	84	1	23	12.0	1	13	1	13	13.0	-	-	-	-	-	2	35	0	25	17.5	-	-	-	-	-
9/12 Minnesota	-	-	-	-	-	-	-	-	-	-	1	19	0	19	19.0	1	0	0	0	0.0	-	-	-	-	-
9/19 vs. Colorado	8	125	1	37	15.6	1	2	0	2	2.0	2	17	0	13	8.5	-	-	-	-	-	-	-	-	-	-
9/26 at UTSA	5	103	1	38	20.6	-	-	-	-	-	-	-	-	-	-	-	-	-	-	-	-	-	-	-	-
10/3 at Utah State	11	115	1	17	10.5	-	-	-	-	-	-	-	-	-	-	-	-	-	-	-	-	-	-	-	-
10/10 Boise State	3	42	0	20	14.0	-	-	-	-	-	1	23	0	23	23.0	-	-	-	-	-	-	-	-	-	-
10/17 Air Force	7	74	0	33	10.6	-	-	-	-	-	-	-	-	-	-	-	-	-	-	-	-	-	-	-	-
10/31 San Diego State	5	75	1	35	15.0	-	-	-	-	-	-	-	-	-	-	-	-	-	-	-	2	20	1	14	10.0
11/7 at Wyoming	4	49	0	15	12.3	-	-	-	-	-	-	-	-	-	-	-	-	-	-	-	-	-	-	-	-
11/14 UNLV	7	102	3	46	14.6	-	-	-	-	-	-	-	-	-	-	-	-	-	-	-	-	-	-	-	-
11/21 at New Mexico	-	-	-	-	-	-	-	-	-	-	-	-	-	-	-	-	-	-	-	-	-	-	-	-	-
11/28 at Fresno State	-	-	-	-	-	-	-	-	-	-	-	-	-	-	-	-	-	-	-	-	-	-	-	-	-
<b>Totals</b>	<b>57</b>	<b>769</b>	<b>8</b>	<b>46</b>	<b>13.5</b>	<b>2</b>	<b>15</b>	<b>1</b>	<b>13</b>	<b>7.5</b>	<b>5</b>	<b>60</b>	<b>0</b>	<b>23</b>	<b>12.0</b>	<b>3</b>	<b>35</b>	<b>0</b>	<b>25</b>	<b>11.7</b>	<b>2</b>	<b>20</b>	<b>1</b>	<b>14</b>	<b>10.0</b>

		J. ODEN, JR.					S. WALKER					X. WILLIAMS					J. VADEN					I. MATTHEWS				
RECEIVING		NO	YDS	TD	LG	AVG	NO	YDS	TD	LG	AVG	NO	YDS	TD	LG	AVG	NO	YDS	TD	LG	AVG	NO	YDS	TD	LG	AVG
9/5	Savannah State	2	16	1	12	8.0	-	-	-	-	-	2	49	1	35	24.5	-	-	-	-	-	-	-	-	-	-
9/12	Minnesota	-	-	-	-	-	1	23	0	23	23.0	4	16	0	7	4.0	-	-	-	-	-	-	-	-	-	-
9/19	vs. Colorado	2	7	0	9	3.5	-	-	-	-	-	1	4	0	4	4.0	-	-	-	-	-	-	-	-	-	-
9/26	at UTSA	1	12	0	12	12.0	1	4	0	4	4.0	2	48	1	34	24.0	-	-	-	-	-	-	-	-	-	-
10/3	at Utah State	-	-	-	-	-	2	25	0	15	12.5	1	15	0	43	15.0	-	-	-	-	-	-	-	-	-	-
10/10	Boise State	1	4	0	4	4.0	1	20	0	20	20.0	1	6	0	6	6.0	1	1	0	1	1.0	1	1	0	1	1.0
10/17	Air Force	-	-	-	-	-	3	42	1	23	14.0	3	19	0	7	6.3	2	38	0	23	19.0	-	-	-	-	-
10/31	San Diego State	-	-	-	-	-	1	15	0	15	15.0	1	9	0	9	9.0	1	32	0	32	32.0	1	11	0	11	11.0
11/7	at Wyoming	-	-	-	-	-	-	-	-	-	-	1	9	0	9	9.0	-	-	-	-	-	-	-	-	-	-
11/14	UNLV	-	-	-	-	-	1	69	0	69	69.0	-	-	-	-	-	1	2	0	2	2.0	-	-	-	-	-
11/21	at New Mexico	-	-	-	-	-	-	-	-	-	-	-	-	-	-	-	-	-	-	-	-	-	-	-	-	-
11/28	at Fresno State	-	-	-	-	-	-	-	-	-	-	-	-	-	-	-	-	-	-	-	-	-	-	-	-	-
Totals		6	39	1	12	6.5	10	198	1	269	19.8	19	231	2	43	12.2	5	73	0	32	14.6	2	12	0	11	6.0

**ADDITIONAL DEFENSE:** C. Foster 2s vs. Savannah State (9/5); J. Oden, Jr. 1s vs. Savannah State (9/5); J. Bowman 1s vs. Savannah State (9/5); P. Elsenbast 1s vs. Savannah State (9/5); D. Thompson 1a vs. Savannah State (9/5); C. Foster 1s, 1a vs. Minnesota (9/12); D. Gaines 1s vs. Minnesota (9/12); S. Long 1s vs. Minnesota (9/12); N. Fa'apito 1s vs. Minnesota (9/12); K. Cartwright 1s vs. Colorado (9/19); B. Scott 1s, 1a vs. UTSA (9/26); B. Davis 1a vs. UTSA (9/26); N. Fa'apito 3s vs. Boise State (10/10); C. Foster 2s vs. Boise State (10/10); R. Higgins 1s vs. Boise State (10/10); X. Williams 1s vs. Air Force (10/17); B. Scott 1s vs. Air Force (10/17); P. Elsenbast 1s vs. Air Force (10/17); B. Davis 1s vs. Air Force (10/17); D. Taylor 1a vs. Air Force (10/17); C. Foster 1a vs. Air Force (10/17); E. Colorito 1a vs. Air Force (10/17); S. Carlson 1s vs. San Diego State (10/31); B. Scott 1s vs. San Diego State (10/31); J. Schupp 1a vs. San Diego State (10/31); T. Sieg 1s vs. Wyoming (11/7); B. Scott 1a vs. Wyoming (11/7); J. Schupp 1a vs. Wyoming (11/7); O. Johnson 1s vs. UNLV (11/14); J. Sweet 1a vs. UNLV (11/14); B. Scott 1rUp vs. UNLV (11/14);

## COLORADO STATE FOOTBALL



## W. BRYAN

		KICKOFFS							
KICKING		FG	PAT	NO	TB	AVG	OB		
9/5	Savannah State	1-2	8-9	2	0	59.5	1		
9/12	Minnesota	2-2	2-2	0	0	0.0	0		
9/19	vs. Colorado	1-4	3-3	0	0	0.0	0		
9/26	at UTSA	1-1	4-4	0	0	0.0	0		
10/3	at Utah State	1-1	1-1	0	0	0.0	0		
10/10	Boise State	1-1	1-1	0	0	0.0	0		
10/17	Air Force	1-1	5-5	0	0	0.0	0		
10/31	San Diego State	1-1	2-2	0	0	0.0	0		
11/7	at Wyoming	2-2	2-3	0	0	0.0	0		
11/14	UNLV	0-0	7-7	0	0	0.0	0		
11/21	at New Mexico	-	-	-	-	-	-		
11/28	at Fresno State	-	-	-	-	-	-		
<b>Totals</b>		<b>11-15</b>	<b>35-37</b>	<b>2</b>	<b>0</b>	<b>59.5</b>	<b>1</b>		

## B. DAVIS

		KICKOFFS							
KICKING		FG	PAT	NO	TB	AVG	OB		
9/5	Savannah State	0-0	0-0	5	1	51.0	2		
9/12	Minnesota	0-0	0-0	4	1	64.5	0		
9/19	vs. Colorado	0-0	0-0	5	3	65.0	0		
9/26	at UTSA	0-0	0-0	6	0	61.3	0		
10/3	at Utah State	0-0	0-0	4	1	63.5	0		
10/10	Boise State	0-0	0-0	3	2	63.0	1		
10/17	Air Force	0-0	0-0	7	4	62.3	0		
10/31	San Diego State	0-0	0-0	4	1	65.5	0		
11/7	at Wyoming	0-0	0-0	6	4	64.7	0		
11/14	UNLV	0-0	0-0	8	7	65.0	0		
11/21	at New Mexico	-	-	-	-	-	-		
11/28	at Fresno State	-	-	-	-	-	-		
<b>Totals</b>		<b>0-0</b>	<b>0-0</b>	<b>52</b>	<b>24</b>	<b>63.6</b>	<b>3</b>		

## H. HUNT

		NO	YDS	AVG	LNG	IN20	TB
9/5	Savannah State	0	0	0.0	0	0	0
9/12	Minnesota	9	446	49.6	73	4	0
9/19	vs. Colorado	3	133	44.3	54	1	1
9/26	at UTSA	4	204	51.0	58	4	0
10/3	at Utah State	5	199	39.8	61	0	0
10/10	Boise State	8	352	44.0	50	2	0
10/17	Air Force	3	126	42.0	47	3	0
10/31	San Diego State	4	192	48.0	59	3	0
11/7	at Wyoming	5	246	49.2	67	2	0
11/14	UNLV	2	93	46.5	58	2	0
11/21	at New Mexico	-	-	-	-	-	-
11/28	at Fresno State	-	-	-	-	-	-
<b>Totals</b>		<b>43</b>	<b>1991</b>	<b>46.3</b>	<b>73</b>	<b>21</b>	<b>1</b>

## D. GAINES

KICK RETURN	No	Yds	Avg	TD	LG
9/5	Savannah State	-	-	-	-
9/12	Minnesota	-	-	-	-
9/19	vs. Colorado	3	91	30.3	0
9/26	at UTSA	4	96	24.0	0
10/3	at Utah State	2	35	17.5	0
10/10	Boise State	-	-	-	-
10/17	Air Force	-	-	-	-
10/31	San Diego State	-	-	-	-
11/7	at Wyoming	2	33	16.5	0
11/14	UNLV	4	102	25.5	0
11/21	at New Mexico	-	-	-	-
11/28	at Fresno State	-	-	-	-
<b>Totals</b>	<b>15</b>	<b>357</b>	<b>23.8</b>	<b>0</b>	<b>52</b>

## J. VADEN

KICK RETURN	No	Yds	Avg	TD	LG
9/5	Savannah State	1	100	100.0	0
9/12	Minnesota	-	-	-	-
9/19	vs. Colorado	-	-	-	-
9/26	at UTSA	-	-	-	-
10/3	at Utah State	1	23	23.0	0
10/10	Boise State	-	-	-	-
10/17	Air Force	1	10	10.0	0
10/31	San Diego State	2	35	17.5	0
11/7	at Wyoming	-	-	-	-
11/14	UNLV	-	-	-	-
11/21	at New Mexico	-	-	-	-
11/28	at Fresno State	-	-	-	-
<b>Totals</b>	<b>5</b>	<b>168</b>	<b>33.6</b>	<b>0</b>	<b>99</b>

**ADDITIONAL KICKOFFS:** K. Jacobs 4 (62.2 average) vs. Savannah State (9/5).

**ADDITIONAL KICK RETURNING:** K. Nutt 1-23 vs. UTSA (9/26); E. Williams 1-19 vs. UTSA (9/26). K. Cartwright 1-4 vs. UNLV (11/14);

## D. GAINES

PUNT RETURN	No	Yds	Avg	TD	LG
9/5	Savannah State	1	26	26.0	0
9/12	Minnesota	-	-	-	-
9/19	vs. Colorado	-	-	-	-
9/26	at UTSA	-	-	-	-
10/3	at Utah State	0	0	0.0	0
10/10	Boise State	-	-	-	-
10/17	Air Force	-	-	-	-
10/31	San Diego State	-	-	-	-
11/7	at Wyoming	-	-	-	-
11/14	UNLV	-	-	-	-
11/21	at New Mexico	-	-	-	-
11/28	at Fresno State	-	-	-	-
<b>Totals</b>	<b>1</b>	<b>26</b>	<b>26.0</b>	<b>0</b>	<b>26</b>

## J. HANSLEY

PUNT RETURN	No	Yds	Avg	TD	LG
9/5	Savannah State	3	22	7.3	0
9/12	Minnesota	3	19	6.3	0
9/19	vs. Colorado	3	27	9.0	0
9/26	at UTSA	2	0	0.0	0
10/3	at Utah State	2	13	6.5	0
10/10	Boise State	-	-	-	-
10/17	Air Force	1	40	40.0	0
10/31	San Diego State	-	-	-	-
11/7	at Wyoming	3	5	1.7	0
11/14	UNLV	1	7	7.0	0
11/21	at New Mexico	-	-	-	-
11/28	at Fresno State	-	-	-	-
<b>Totals</b>	<b>18</b>	<b>133</b>	<b>7.4</b>	<b>0</b>	<b>40</b>

## P. HODGES

PUNT RETURN	No	Yds	Avg	TD	LG
9/5	Savannah State	-	-	-	-
9/12	Minnesota	3	19	6.3	0
9/19	vs. Colorado	-	-	-	-
9/26	at UTSA	-	-	-	-
10/3	at Utah State	-	-	-	-
10/10	Boise State	-	-	-	-
10/17	Air Force	-	-	-	-
10/31	San Diego State	-	-	-	-
11/7	at Wyoming	-	-	-	-
11/14	UNLV	-	-	-	-
11/21	at New Mexico	-	-	-	-
11/28	at Fresno State	-	-	-	-
<b>Totals</b>	<b>3</b>	<b>19</b>	<b>6.3</b>	<b>0</b>	<b>11</b>

## LONGEST AND SHORTEST SCORING DRIVES

## COLORADO STATE

## Most Plays

16	vs. Boise State, 10/10
	(TD) (75 yards, 7:57)
15	vs. UTSA, 9/26
	(FG) (84 yards, 7:14)
13	vs. Wyoming, 11/7
	(TD) (88 yards, 6:03)

## Most Yards

90	vs. Air Force, 10/17
	(TD) (9 plays, 2:31)
89	vs. UNLV, 11/14
	(TD) (7 plays, 3:31)
88	vs. Wyoming, 11/7
	(TD) (13 plays, 6:03)

## Most Time

7:57	vs. Boise State, 10/10
	(TD) (16 plays, 75 yards)
7:14	vs. UTSA, 9/26
	(FG) (15 plays, 84 yards)
6:18	vs. Colorado, 9/19
	(TD) (10 plays, 52 yards)

## Fewest Plays

0	vs. Savannah State, 9/5
	(TD) (0 yards, 0:00)
0	vs. UTSA, 9/26
	(Safety) (0 yards, 0:00)
1	vs. Savannah State, 9/5
	(TD) (18 yards, 0:08)

## Fewest Yards

0	vs. Savannah State, 9/5
	(TD) (0 plays, 0:00)
0	vs. UTSA, 9/26
	(Safety) (0 plays, 0:00)
3	vs. Minnesota, 9/12
	(FG) (4 plays, 1:30)

## Least Time

0:00	vs. Savannah State, 9/5
	(TD) (0 plays, 0 yards)
0:00	vs. UTSA, 9/26
	(Safety) (0 plays, 0 yards)
0:08	vs. Savannah State, 9/5
	(TD) (1 play, 18 yards)

## OPPONENTS

## Most Plays

15	Minnesota, 9/12
	(TD) (81 yards, 5:57)
14	Utah State, 10/3
	(FG) (37 yards, 6:51)
13	San Diego State, 10/31
	(TD) (89 yards, 6:53)

## Most Yards

91	UNLV, 11/14
	(TD) (10 plays, 4:13)
91	Savannah State, 9/5
	(TD) (7 plays, 2:40)
89	Boise State, 10/10
	(TD) (10 plays, 3:11)

## Most Time

6:53	San Diego State, 10/31
	(TD) (13 plays, 89 yards)
6:51	Utah State, 10/3
	(FG) (14 plays, 37 yards)
5:57	Minnesota, 9/12
	(TD) (15 plays, 81 yards)

## Fewest Plays

0	Colorado, 9/19
	(TD) (60 yards, 0:00)
0	San Diego State, 10/31
	(TD) (55 yards, 0:00)
1	Colorado, 9/19
	(TD) (65 yards, 0:09)

## Fewest Yards

1	Boise State, 10/10
	(FG) (4 plays, 1:18)
2	Utah State, 10/3
	(FG) (4 plays, 1:16)
6	UTSA, 9/26
	(TD) (2 plays, 0:44)

## Least Time

0:00	Colorado, 9/19
	(TD) (0 plays, 60 yards)
0:00	San Diego State, 10/31
	(TD) (0 plays, 55 yards)
0:09	Colorado, 9/19
	(TD) (1 play, 65 yards)

## COLORADO STATE FOOTBALL



## GAME-BY-GAME STATISTICS

		1	2	3	4	OT	F	--First Downs--				--Rushing--				--Net Passing--				QB	--Offense--			Fum	Pen	Punts	3rd	4th	Time
OFFENSE								Tot	Ru	Pa	Pe	Att	Yds	TD	Att	Cmp	Int	Yds	TD	Sk	Pl	Yds	Avg	No/Lost	No/Yds	No/Avg	Down	Down	Poss
9/5	Savannah State	24	21	13	7	-	65	33	11	20	2	33	217	2	36	27	1	381	6	2	69	598	8.7	5/4	6/62	0/-	6-9	0-1	23:15
9/12	Minnesota	7	0	3	10	0	20	14	8	5	1	41	172	1	32	16	2	142	1	1	73	314	4.3	3/2	10/86	9/44.6	7-19	1-1	30:08
9/19	vs Colorado	14	0	3	7	0	24	27	9	16	2	49	218	2	39	25	2	282	1	0	88	500	5.7	0/0	8/65	3/44.3	8-18	1-2	36:43
9/26	at UTSA	9	7	14	3	-	33	25	11	12	2	46	171	1	30	16	0	267	3	1	76	438	5.8	0/0	9/71	5/40.8	10-18	0-0	36:12
10/3	at Utah State	3	7	0	8	-	18	24	9	12	3	30	108	1	47	22	1	253	1	1	77	361	4.7	3/2	12/110	2/13	6-17	3-5	25:57
10/10	Boise State	0	10	0	0	-	10	14	7	6	1	37	105	0	30	14	2	151	1	3	67	256	3.8	2/1	9/93	8/44.0	5-17	2-2	28:32
10/17	Air Force	14	7	14	3	-	38	22	7	14	1	37	160	2	30	23	1	296	3	1	67	456	6.8	0/0	9/87	3/42.0	10-15	0-1	28:25
10/31	San Diego State	7	3	0	7	-	17	22	8	10	4	33	163	0	28	17	3	205	2	0	61	368	6.0	1/1	7/78	4/48.0	5-12	1-1	27:08
11/7	at Wyoming	17	6	3	0	-	26	22	12	7	3	55	228	3	15	11	1	120	0	1	70	348	5.0	0/0	10/101	5/49.2	3-11	2-2	37:20
11/14	UNLV	14	14	7	14	-	49	24	15	7	2	46	325	3	19	13	1	209	4	1	65	534	8.2	3/1	3/35	2/46.5	6-9	0-0	31:16
11/21	at New Mexico	-	-	-	-	-	-	-	-	-	-	-	-	-	-	-	-	-	-	-	-	-	-/-	-/-	-/-	---	---	-	
11/28	at Fresno State	-	-	-	-	-	-	-	-	-	-	-	-	-	-	-	-	-	-	-	-	-	-/-	-/-	-/-	---	---	-	
Totals		109	75	57	59	0	300	227	97	109	21	407	1867	15	306	184	14	2306	22	11	713	4173	5.9	18/11	82/759	44/45.2	66-145	10-15	30:30

								--First Downs--				--Rushing--				--Net Passing--				QB	--Offense--			Fum	Pen	Punts	3rd	4th	Time
DEFENSE		1	2	3	4	OT	F	Tot	Ru	Pa	Pe	Att	Yds	TD	Att	Cmp	Int	Yds	TD	Sk	PI	Yds	Avg	No/Lost	No/Yds	No/Avg	Down	Down	Poss
9/5	Savannah State	0	7	0	6	-	13	11	4	5	2	49	83	1	23	10	1	100	0	6	72	183	2.5	5/1	8/78	10/41.5	3-18	2-3	36:45
9/12	Minnesota	0	6	7	7	3	23	23	9	11	3	41	180	0	45	23	0	233	2	1	86	413	4.8	2/2	8/60	9/42.5	6-19	1-2	29:52
9/19	vs Colorado	0	10	7	7	3	27	18	6	9	3	32	125	0	29	15	0	220	2	0	61	345	5.7	0/0	6/65	7/39.1	3-13	1-1	23:17
9/26	at UTSA	7	10	7	7	-	31	18	11	6	1	34	279	3	18	9	1	153	1	2	52	432	8.3	0/0	8/47	4/38.0	4-9	0-0	23:48
10/3	at Utah State	3	14	6	10	-	33	21	11	6	4	45	298	2	21	12	1	137	1	3	66	435	6.6	0/0	12/125	2/9	2-11	1-1	34:03
10/10	Boise State	17	10	7	7	-	41	27	8	17	2	44	201	3	37	24	1	396	2	2	81	597	7.4	2/0	6/65	3/43.7	4-12	1-3	31:28
10/17	Air Force	6	7	0	10	-	23	21	14	5	2	56	269	3	16	10	1	137	0	0	72	406	5.6	3/1	5/45	2/32.5	9-17	2-5	31:35
10/31	San Diego State	7	6	14	14	-	41	21	9	9	3	47	276	3	14	11	0	180	1	0	61	456	7.5	1/0	5/61	4/43.2	4-11	1-1	32:37
11/7	at Wyoming	0	0	0	7	-	7	14	7	6	1	34	130	1	21	10	1	109	0	3	55	239	4.3	3/3	9/66	6/41.7	2-9	0-1	22:40
11/14	UNLV	14	7	7	7	-	35	24	9	13	2	36	172	2	44	22	0	330	3	4	80	502	6.3	1/0	5/60	4/40.3	7-15	1-3	28:44
11/21	at New Mexico	-	-	-	-	-	-	-	-	-	-	-	-	-	-	-	-	-	-	-	-	-	-/-	-/-	-/-	---	---	-	
11/28	at Fresno State	-	-	-	-	-	-	-	-	-	-	-	-	-	-	-	-	-	-	-	-	-	-/-	-/-	-/-	---	---	-	
Totals		54	77	55	82	6	274	198	88	86	24	418	2013	18	268	146	6	1995	12	21	686	4008	5.8	17/7	72/672	53/42.0	44-134	10-20	29:30

## GAME-BY-GAME STARTERS

OFFENSE STARTERS		WR	TE	LT	LG	C	RG	RT	WR	QB	RB	FB	3rd WR	OTHER
9/5	Savannah State	R. Higgins	K. Cartwright	Z. Golditch	J. Bennett	K. O'Brien	F. Zerblis	S. Carlson	J. Hansley	N. Stevens	D. Dawkins	-	D. Gaines	-
9/12	Minnesota	J. Vaden	K. Cartwright	Z. Golditch	J. Bennett	K. O'Brien	F. Zerblis	S. Carlson	J. Hansley	N. Stevens	D. Dawkins	-	D. Gaines	-
9/19	vs. Colorado	R. Higgins	K. Cartwright	N. Callender	Z. Golditch	J. Bennett	F. Zerblis	S. Carlson	J. Hansley	N. Stevens	D. Dawkins	-	D. Gaines	-
9/26	at UTSA	R. Higgins	K. Cartwright	N. Callender	Z. Golditch	J. Bennett	F. Zerblis	S. Carlson	J. Hansley	N. Stevens	J. Oden	-	-	S. Walker
10/3	at Utah State	R. Higgins	K. Cartwright	N. Callender	T. Moxley	J. Bennett	F. Zerblis	S. Carlson	J. Hansley	N. Stevens	D. Dawkins	-	X. Williams	-
10/10	Boise State	X. Williams	K. Cartwright	N. Callender	Z. Golditch	J. Bennett	F. Zerblis	S. Carlson	-	N. Stevens	J. Oden	-G. Maumau	-	S. Walker
10/17	Air Force	R. Higgins	-	N. Callender	Z. Golditch	J. Bennett	F. Zerblis	S. Carlson	J. Hansley	N. Stevens	J. Oden	N. Fa'apito	O. Johnson	-
10/31	San Diego State	R. Higgins	K. Cartwright	N. Callender	Z. Golditch	J. Bennett	F. Zerblis	S. Carlson	X. Williams	N. Stevens	D. Dawkins	N. Fa'apito	-	-
11/7	at Wyoming	R. Higgins	K. Cartwright	N. Callender	Z. Golditch	J. Bennett	F. Zerblis	S. Carlson	J. Hansley	N. Stevens	D. Dawkins	N. Fa'apito	-	-
11/14	UNLV	R. Higgins	K. Cartwright	N. Callender	Z. Golditch	J. Bennett	F. Zerblis	S. Carlson	J. Hansley	N. Stevens	D. Dawkins	-	-	S. Walker
11/21	at New Mexico	-	-	-	-	-	-	-	-	-	-	-	-	-
11/28	at Fresno State	-	-	-	-	-	-	-	-	-	-	-	-	-

DEFENSE STARTERS		DE	DT	DT	BUCK/DE	SLB	MLB	WLB	LCB	RCB	SS	FS	3rd CB	Other
9/5	Savannah State	M. Foster	J. Hansen	J. Lovingood	J. Kawulok	K. Robinson	C. James	K. Davis	D. Elliott	P. Hodges	N. Januska	K. Pierre-Louis	-	-
9/12	Minnesota	M. Foster	J. Hansen	J. Lovingood	J. Kawulok	K. Robinson	C. James	K. Davis	D. Elliott	P. Hodges	T. Matthews	K. Pierre-Louis	-	-
9/19	vs. Colorado	M. Foster	J. Hansen	J. Lovingood	J. Kawulok	T. Thomas	C. James	K. Davis	T. Simmons	P. Hodges	T. Matthews	K. Pierre-Louis	-	-
9/26	at UTSA	M. Foster	J. Hansen	T. Jackson	J. Kawulok	K. Robinson	C. James	K. Davis	D. Elliott	P. Hodges	T. Matthews	K. Pierre-Louis	-	-
10/3	at Utah State	M. Foster	J. Hansen	T. Jackson	J. Kawulok	T. Thomas	C. James	K. Davis	D. Elliott	P. Hodges	T. Matthews	K. Pierre-Louis	-	-
10/10	Boise State	M. Foster	J. Lovingood	T. Jackson	J. Kawulok	K. Robinson	C. James	K. Davis	D. Elliott	P. Hodges	T. Matthews	K. Pierre-Louis	-	-
10/17	Air Force	M. Foster	J. Hansen	J. Kawulok	S. Michael	C. James	D. Clyburn	K. Davis	T. Simmons	P. Hodges	T. Matthews	J. Schlager	-	-
10/31	San Diego State	M. Foster	J. Lovingood	T. Jackson	J. Kawulok	C. James	D. Clyburn	K. Davis	D. Elliott	T. Simmons	T. Matthews	K. Pierre-Louis	-	-
11/7	at Wyoming	M. Foster	-	T. Jackson	J. Kawulok	C. James	D. Clyburn	K. Davis	D. Elliott	T. Simmons	T. Matthews	K. Pierre-Louis	-	K. Robinson
11/14	UNLV	M. Foster	-	T. Jackson	J. Kawulok	C. James	D. Clyburn	K. Davis	D. Elliott	T. Simmons	T. Matthews	K. Pierre-Louis	-	K. Robinson
11/21	at New Mexico	-	-	-	-	-	-	-	-	-	-	-	-	-
11/28	at Fresno State	-	-	-	-	-	-	-	-	-	-	-	-	-

## LONGEST PLAYS FROM SCRIMMAGE

## COLORADO STATE

Yards	Date, Opponent	Play
69	11/14, UNLV	N. Stevens pass to S. Walker
49	9/12, Minnesota	C. Key pass to J. Hansley
46	11/14, UNLV	N. Stevens pass to R. Higgins
44	10/17, Air Force	N. Stevens pass to J. Hansley
43	10/3, Utah State	N. Stevens pass to X. Williams

48 plays of 20-plus yards (14 rush, 34 pass)  
8 plays of 40-plus yards (3 rush, 5 pass)

## OPPONENTS

Yards	Date, Opponent	Play
85	9/26, UTSA	J. Williams rush
85	10/10, Boise State	B. Rypien pass to T. Sperbeck
65	9/19, Colorado	S. Liufau pass to S. Fields
64	10/31, San Diego State	D. Humphrey rush
63	9/5, Savannah State	R. Williams rush

48 plays of 20-plus yards (21 rush, 27 pass)  
14 plays of 40-plus yards (7 rush, 7 pass)

## COLORADO STATE FOOTBALL



DATE	OPPONENT	PLAYS	YARDS	TIME	RESULT	QUARTER	SCORING PLAY	QUARTERBACK
9/5	Savannah State	0	0	0:00	TD	1st	K. Davis fumble recovery	-
9/5	Savannah State	5	65	0:43	TD	1st	N. Stevens 9-yard pass to K. Cartwright	N. Stevens
9/5	Savannah State	12	75	3:56	FG	1st	W. Bryan 31-yard field goal	N. Stevens
9/5	Savannah State	1	18	0:08	TD	1st	D. Gaines 18-yard rush	N. Stevens
9/5	Savannah State	2	35	0:31	TD	2nd	N. Stevens 12-yard pass to R. Higgins	N. Stevens
9/5	Savannah State	4	62	1:00	TD	2nd	N. Stevens 35-yard pass to X. Williams	N. Stevens
9/5	Savannah State	7	65	2:27	TD	2nd	N. Stevens 4-yard pass to J. Oden	N. Stevens
9/5	Savannah State	5	75	1:46	TD	3rd	N. Stevens 12-yard pass to J. Hansley	N. Stevens
9/5	Savannah State	2	11	0:47	TD	3rd	C. Key 13-yard pass to O. Johnson	C. Key
9/5	Savannah State	7	84	3:16	TD	4th	I. Matthews 37-yard rush	C. Key
9/12	Minnesota	7	79	2:55	TD	1st	D. Dawkins 17-yard rush	N. Stevens
9/12	Minnesota	4	3	1:30	FG	3rd	W. Bryan 26-yard field goal	C. Key
9/12	Minnesota	3	65	0:55	TD	4th	C. Key 49-yard pass to J. Hansley	C. Key
9/12	Minnesota	8	55	0:55	FG	4th	W. Bryan 37-yard field goal	C. Key
9/19	Colorado	10	52	5:18	TD	1st	D. Dawkins 13-yard rush	N. Stevens
9/19	Colorado	7	72	3:33	TD	1st	N. Stevens 25-yard pass to R. Higgins	N. Stevens
9/19	Colorado	11	68	4:34	FG	3rd	W. Bryan 24-yard field goal	N. Stevens
9/19	Colorado	10	75	4:21	TD	4th	J. Oden, Jr. 1-yard rush	N. Stevens
9/26	UTSA	9	63	3:06	TD	1st	N. Stevens 34-yard pass to X. Williams	N. Stevens
9/26	UTSA	0	0	0:00	S	1st	Team safety	-
9/26	UTSA	12	75	5:26	TD	2nd	J. Oden, Jr. 2-yard rush	N. Stevens
9/26	UTSA	6	61	2:19	TD	3rd	N. Stevens 13-yard pass to D. Gaines	N. Stevens
9/26	UTSA	5	67	1:37	TD	3rd	N. Stevens 38-yard pass to R. Higgins	N. Stevens
9/26	UTSA	15	84	7:14	FG	4th	W. Bryan 21-yard field goal	N. Stevens
10/3	Utah State	11	53	3:53	FG	1st	W. Bryan 42-yard field goal	N. Stevens
10/3	Utah State	7	46	2:55	TD	2nd	N. Stevens 16-yard pass to R. Higgins	N. Stevens
10/3	Utah State	7	77	1:53	TD	4th	N. Stevens 15-yard rush	N. Stevens
10/10	Boise State	16	75	7:57	TD	2nd	C. Key 13-yard pass to J. Hansley	C. Key
10/10	Boise State	7	62	2:57	FG	2nd	W. Bryan 20-yard field goal	C. Key
10/17	Air Force	5	45	1:33	TD	1st	N. Stevens 23-yard pass to S. Walker	N. Stevens
10/17	Air Force	6	75	2:21	TD	1st	N. Stevens 16-yard pass to J. Hansley	N. Stevens
10/17	Air Force	9	90	2:31	TD	2nd	N. Stevens 44-yard pass to J. Hansley	N. Stevens
10/17	Air Force	10	75	4:00	TD	3rd	J. Oden, Jr. 6-yard rush	N. Stevens
10/17	Air Force	6	63	2:13	TD	3rd	J. Oden, Jr. 4-yard rush	N. Stevens
10/17	Air Force	10	48	5:17	FG	3rd	W. Bryan 22-yard field goal	N. Stevens
10/31	San Diego State	5	80	2:24	TD	1st	N. Stevens 35-yard pass to R. Higgins	N. Stevens
10/31	San Diego State	8	53	3:45	FG	2nd	W. Bryan 44-yard field goal	N. Stevens
10/31	San Diego State	9	75	3:43	TD	4th	N. Stevens 14-yard pass to D. Nwosu	N. Stevens
11/7	Wyoming	12	72	5:26	TD	1st	I. Matthews 2-yard rush	N. Stevens
11/7	Wyoming	8	18	3:14	FG	1st	W. Bryan 33-yard field goal	N. Stevens
11/7	Wyoming	4	46	1:55	TD	1st	I. Matthews 9-yard rush	N. Stevens
11/7	Wyoming	13	88	6:03	TD	2nd	N. Stevens 1-yard rush	N. Stevens
11/7	Wyoming	8	48	3:53	FG	3rd	W. Bryan 31-yard field goal	N. Stevens
11/14	UNLV	3	80	1:02	TD	1st	N. Stevens 9-yard pass to R. Higgins	N. Stevens
11/14	UNLV	6	79	2:59	TD	1st	J. Oden, Jr. 17-yard rush	N. Stevens
11/14	UNLV	6	60	3:04	TD	2nd	N. Stevens 3-yard pass to D. Dawkins	N. Stevens
11/14	UNLV	7	89	3:37	TD	2nd	N. Fa'apito 1-yard rush	N. Stevens
11/14	UNLV	10	82	3:39	TD	3rd	N. Stevens 8-yard pass to R. Higgins	N. Stevens
11/14	UNLV	11	63	5:47	TD	4th	N. Stevens 4-yard pass to R. Higgins	N. Stevens
11/14	UNLV	7	68	3:56	TD	4th	N. Fa'apito 1-yard rush	N. Stevens

## COLORADO STATE FOOTBALL



## GAME-OPENING DRIVES

Date	Opponent	Colorado State			Opponent		
		Pts	FD	Yds	Pts	FD	Yds
9/5	Savannah State	7	3	65	0	0	-20
9/12	Minnesota	0	0	0	0	0	5
9/19	vs. Colorado	0	0	3	0	0	6
9/26	at UTSA	7	3	63	7	3	78
10/3	at Utah State	0	0	6	0	1	4
10/10	Boise State	0	0	5	7	2	72
10/17	Air Force	0	0	1	0	0	8
10/31	San Diego State	0	4	75	7	3	59
11/7	at Wyoming	7	4	72	0	0	8
11/14	UNLV	7	2	80	0	1	22
11/21	at New Mexico						
11/28	at Fresno State						

## Scoring Drive Length

Yards	Colorado State		Opponent	
	TD	FG	TD	FG
0-9	1	1	2	2
10-19	2	1	0	2
20-29	0	0	0	2
30-39	1	0	0	2
40-49	3	2	0	5
50-59	1	3	2	1
60-69	11	2	4	0
70-79	12	1	13	1
80-89	6	1	9	2
90-99	1	0	2	0
<b>Season</b>	<b>38</b>	<b>11</b>	<b>32</b>	<b>17</b>

## Second Half-Opening Drives

Date	Opponent	Colorado State			Opponent		
		Pts	FD	Yds	Pts	FD	Yds
9/5	Savannah State	7	3	75	0	1	29
9/12	Minnesota	0	2	35	7	1	70
9/19	vs. Colorado	3	3	68	7	5	75
9/26	at UTSA	7	3	61	0	0	6
10/3	at Utah State	0	0	-5	0	0	2
10/10	Boise State	0	1	12	0	0	0
10/17	Air Force	7	4	75	0	1	8
10/31	San Diego State	0	0	9	7	5	89
11/7	at Wyoming	0	1	13	0	1	20
11/14	UNLV	7	4	82	0	0	5
11/21	at New Mexico						
11/28	at Fresno State						

## Takeaway Breakdown

Total	Colorado State	Opponent
Interceptions	5	14
Fumble Recoveries	7	11
Points Off Turnovers	37	46
Touchdowns	4	4
Field Goals	3	6

## Takeaway Analysis

Game		Colorado State			Opponent			Gm Diff	Cum Diff
		Int	Fum	Tot	Int	Fum	Tot		
9/5	Savannah State	1	4	5	1	1	2	-3	-3
9/12	Minnesota	2	2	4	0	2	2	-2	-5
9/19	vs. Colorado	2	0	2	0	0	0	-2	-7
9/26	at UTSA	0	0	0	1	0	1	+1	-6
10/3	at Utah State	1	2	3	0	0	0	-3	-9
10/10	Boise State	2	1	3	1	0	1	-2	-11
10/17	Air Force	1	0	1	1	1	2	+1	-10
10/31	San Diego State	3	1	4	0	0	0	-4	-14
11/7	at Wyoming	1	0	1	1	3	4	+3	-11
11/14	UNLV	1	1	2	0	0	0	-2	-13
11/21	at New Mexico								
11/28	at Fresno State								

[illegible]

## COLORADO STATE FOOTBALL



## ALL TIMES LISTED AS MOUNTAIN TIME (MT)

## SAVANNAH STATE

Date	Opponent	Result/Time
Sept. 5	at Colorado State	L, 65-13
Sept. 19	at Akron	L, 52-9
Sept. 26	at Bethune-Cookman	L, 42-12
Oct. 3	Florida A&M	W, 37-27
Oct. 10	at Morgan State	L, 42-3
Oct. 17	North Carolina Central	L, 39-22
Oct. 31	at Howard	L, 55-9
Nov. 7	Norfolk State	L, 20-17
Nov. 14	Hampton	L, 42-3
Nov. 21	South Carolina State	1 p.m.

## MINNESOTA

Date	Opponent	Result/Time
Sept. 3	#2/2 TCU	L, 23-17
Sept. 12	at Colorado State	W, 23-20 (OT)
Sept. 19	Kent State	W, 10-7
Sept. 26	Ohio	W, 27-24
Oct. 3	at #16/17 Northwestern	L, 27-0
Oct. 10	at Purdue	W, 41-13
Oct. 17	Nebraska	L, 48-25
Oct. 31	#15/17 Michigan	L, 29-26
Nov. 7	at #1/1 Ohio State	L, 28-14
Nov. 14	at #8/8 Iowa	L, 40-35
Nov. 21	Illinois	10 a.m.
Nov. 28	Wisconsin	TBA

## COLORADO

Date	Opponent	Result/Time
Sept. 3	at Hawai'i	L, 28-20
Sept. 12	Massachusetts	W, 48-14
Sept. 19	vs. Colorado State	W, 27-24 (OT)
Sept. 26	Nicholls State	W, 48-0
Oct. 3	#-/24 Oregon	L, 41-24
Oct. 10	at Arizona State	L, 48-23
Oct. 17	Arizona	L, 38-31
Oct. 24	at Oregon State	W, 17-13
Oct. 31	at #24/25 UCLA	L, 35-31
Nov. 7	#9/8 Stanford	L, 42-10
Nov. 13	USC	L, 27-24
Nov. 21	at #23/24 Washington State	TBA
Nov. 28	at Utah	TBA

## UTSA

Date	Opponent	Result/Time
Sept. 3	at #22/22 Arizona	L, 42-32
Sept. 12	Kansas State	L, 30-3
Sept. 19	at #25/25 Oklahoma State	L, 69-14
Sept. 26	Colorado State	L, 33-31
Oct. 3	at UTEP	W, 25-6
Oct. 10	Louisiana Tech	L, 34-31
Oct. 17	at Southern Miss	L, 32-10
Oct. 31	at North Texas	L, 30-23
Nov. 7	Old Dominion	L, 36-31
Nov. 14	at Charlotte	W, 30-27
Nov. 21	Rice	5 p.m.
Nov. 28	Middle Tennessee	12:30 p.m.

## Utah State

Date	Opponent	Result/Time
Sept. 3	Southern Utah	W, 12-9
Sept. 11	at #24/25 Utah	L, 24-14
Sept. 19	at Washington	L, 31-17
Oct. 3	Colorado State	W, 33-18
Oct. 10	at Fresno State	W, 56-14
Oct. 16	Boise State	W, 52-26
Oct. 23	at San Diego State	L, 48-14
Oct. 30	Wyoming	W, 58-27
Nov. 7	at New Mexico	L, 14-13
Nov. 14	at Air Force	L, 35-28
Nov. 21	Nevada	TBA
Nov. 28	BYU	1:30 p.m.

## BOISE STATE

Date	Opponent	Result/Time
Sept. 4	Washington	W, 16-13
Sept. 12	at BYU	L, 35-24
Sept. 18	Idaho State	W, 52-0
Sept. 25	at Virginia	W, 56-14
Oct. 3	Hawai'i	W, 55-0
Oct. 10	at Colorado State	W, 41-10
Oct. 16	at Utah State	L, 52-26
Oct. 24	Wyoming	W, 34-14
Oct. 31	at UNLV	W, 55-27
Nov. 14	New Mexico	L, 31-24
Nov. 20	Air Force	7:30 p.m.
Nov. 27	at San Jose State	1:30 p.m.

## AIR FORCE

Date	Opponent	Result/Time
Sept. 5	Morgan State	W, 63-7
Sept. 12	San Jose State	W, 37-16
Sept. 19	at #4/4 Michigan State	L, 35-21
Oct. 3	at Navy	L, 33-11
Oct. 10	Wyoming	W, 31-17
Oct. 17	at Colorado State	L, 38-23
Oct. 24	Fresno State	W, 42-14
Oct. 31	at Hawai'i	W, 58-7
Nov. 7	Army	W, 20-3
Nov. 14	Utah State	W, 35-28
Nov. 20	at Boise State	7:30 p.m.
Nov. 28	at New Mexico	TBA

## SAN DIEGO STATE

Date	Opponent	Result/Time
Sept. 5	San Diego	W, 37-3
Sept. 12	at California	L, 35-7
Sept. 19	South Alabama	L, 34-27 (OT)
Sept. 26	at Penn State	L, 37-21
Oct. 3	Fresno State	W, 21-7
Oct. 10	at Hawai'i	W, 28-14
Oct. 17	at San Jose State	W, 30-7
Oct. 23	Utah State	W, 48-14
Oct. 31	at Colorado State	W, 41-17
Nov. 14	Wyoming	W, 38-3
Nov. 21	at UNLV	8:30 p.m.
Nov. 28	Nevada	TBA

## WYOMING

Date	Opponent	Result/Time
Sept. 5	North Dakota	L, 24-13
Sept. 12	Eastern Michigan	L, 48-29
Sept. 19	at Washington State	L, 31-14
Sept. 26	New Mexico	L, 38-28
Oct. 3	at Appalachian State	L, 31-13
Oct. 10	at Air Force	L, 31-17
Oct. 17	Nevada	W, 28-21
Oct. 24	at Boise State	L, 34-14
Oct. 30	at Utah State	L, 58-27
Nov. 7	Colorado State	L, 26-7
Nov. 14	at San Diego State	L, 38-3
Nov. 28	UNLV	12 p.m.

## UNLV

Date	Opponent	Result/Time
Sept. 5	at Northern Illinois	L, 38-30
Sept. 12	#13/13 UCLA	L, 37-3
Sept. 19	at Michigan	L, 28-7
Sept. 26	Idaho State	W, 80-8
Oct. 3	at Nevada	W, 23-17
Oct. 10	San Jose State	L, 33-27 (OT)
Oct. 16	at Fresno State	L, 31-28
Oct. 31	Boise State	L, 55-27
Nov. 7	Hawai'i	W, 41-21
Nov. 14	at Colorado State	L, 49-35
Nov. 21	San Diego State	8:30 p.m.
Nov. 28	at Wyoming	12 p.m.

## NEW MEXICO

Date	Opponent	Result/Time
Sept. 5	Mississippi Valley State	W, 66-0
Sept. 12	Tulsa	L, 40-21
Sept. 18	at Arizona State	L, 34-10
Sept. 26	at Wyoming	W, 38-28
Oct. 3	New Mexico State	W, 38-29
Oct. 10	at Nevada	L, 35-17
Oct. 17	Hawai'i	W, 28-27
Oct. 24	at San Jose State	L, 31-21
Nov. 7	Utah State	W, 14-13
Nov. 14	at Boise State	W, 31-24
Nov. 21	Colorado State	3:30 p.m.
Nov. 28	Air Force	TBA

## FRESNO STATE

Date	Opponent	Result/Time
Sept. 3	Abilene Christian	W, 34-13
Sept. 12	at #17/14 Ole Miss	L, 73-21
Sept. 19	#21/21 Utah	L, 45-24
Sept. 26	at San Jose State	L, 49-23
Oct. 3	at San Diego State	L, 21-7
Oct. 10	Utah State	L, 56-14
Oct. 16	UNLV	W, 31-28
Oct. 24	at Air Force	L, 42-14
Nov. 5	Nevada	L, 30-16
Nov. 14	at Hawai'i	W, 42-14
Nov. 21	at BYU	TBA
Nov. 28	Colorado State	7 p.m.

## 2015 MOUNTAIN WEST STANDINGS

## MOUNTAIN

Team	MW	Pct.	Overall	Pct.
Air Force	5-1	.833	7-3	.700
Boise State	4-2	.667	7-3	.700
New Mexico	4-2	.667	6-4	.600
Utah State	4-3	.571	5-5	.500
Colorado State	3-3	.500	5-5	.500
Wyoming	1-6	.143	1-10	.091

## WEST

Team	MW	Pct.	Overall	Pct.
San Diego State	6-0	1.000	7-3	.700
Nevada	4-2	.667	6-4	.600
San Jose State	3-3	.500	4-6	.400
UNLV	2-4	.333	3-7	.300
Fresno State	2-5	.286	3-7	.300
Hawai'i	0-7	.000	2-9	.182

## RAMS IN THE MW RANKINGS

Scoring Offense	30.0	4
Scoring Defense	27.4	7
Passing Offense	230.6	2
Passing Defense	199.5	7
Rushing Offense	186.7	6
Rushing Defense	201.3	7
Total Offense	417.3	3
Total Defense	400.8	6
Kickoff Return Average	24.8	2
Punt Return Average	8.1	6
Kickoff Net Average	20.9	4
Punting	43.4	1
Turnover Margin	-1.3	11
Sacks By	19	8
Sacks Against	13	3
First Downs	227	2
Opponent First Downs	198	6
Pass Efficiency	138.0	3
Pass Defense Efficiency	128.1	7
Third-Down Conversions	45.5	3
Opponent Third-Down Conversions	32.8	3
Fourth-Down Conversions	66.7	2
Opponent Fourth-Down Conversions	50.0	5
Penalties	82	12
Opponent Penalties	72	1
Red Zone Offense	88.4	3
Red Zone Defense	86.7	7
Field Goals	73.3	8
PAT Kicking	95.0	8
Time Of Possession	30:30	8
On-Side Kick Success	-	-
On-Side Kicks Allowed	1-2	9

## INDIVIDUAL CATEGORY PLAYER, NUMBER RANK

Yards/Carry	Jasen Oden, 4.7	9
Interceptions	DeAndre Elliott, 2	T-11
Passing Yards/Game	Nick Stevens, 202.0	2
Pass Efficiency	Nick Stevens, 142.7	2
Total Offense/Game	Nick Stevens, 203.9	3
Punt Return Average	Joe Hansley, 7.4	5
Receiving Yards/Game	Rashard Higgins, 85.4	2
Points/Game	Wyatt Bryan, 6.8	8
Touchdowns	Rashard Higgins, 5.6	5
Field Goals/Game	Wyatt Bryan, 1.1	5
Tackles/Game	Kevin Davis, 7.9	8
Tackles For Loss	Kevin Davis, 1.2	--
Pass Breakups	Tyree Simmons, 10	T-4

## 2015 MW PLAYERS OF THE WEEK

## WEEK PLAYERS (Offense, Defense, Special Teams)

1	Nick Stevens (CSU), Calvin Munson (SDSU), Andrew Rodriguez (USU)
2	D.J. Johnson (AFA), Weston Steelhammer (AFA), Wyatt Bryan (CSU)
3	J. McNichols (BS), J. Garcia-Williams (UH), T. Vallejo (BS)
4	T. Ervin (SJSU), D. Baber (NEV), R. Penny (SDSU)
5	K. Myers (USU), R. McAleenan (UNLV), L. Yunker (UNLV)
6	D. Pumphrey (SDSU), B. Hicks (AFA), A. Lopez (SJSU)
7	C. Coffman (WYO), K. Fackrell (USU), C. Wiggins (UNM)
8	K. Roberts (AFA), Ian Seau (NEV), Brent Zuzo (NEV)
9	D. Pumphrey (SDSU), Damontae Kazee (SDSU), D. Hageman (SDSU)
10	J. Butler (NEV), D. Baber (NEV), B. Zuzo (NEV)
11	T. Sperbeck (BSU), R. Langford (UNM), Z. Rogers (UNM)



## COLORADO STATE FOOTBALL MEDIA COVERAGE GUIDELINES

We appreciate your coverage of Colorado State Athletics, and look forward to working with you to accommodate you and your organization within the framework of the following media policy. The policies are jointly established by Head Coach Mike Bobo and the Athletics Communications office. For your own benefit, please take a few minutes to read through the policies. Violations of these policies could result in revoked credentials or limitations on access. Please feel free to contact Asst. A.D. for Communications Paul Kirk at (970) 491-4672 or via email at paul.kirk@colostate.edu, at any time with any questions.

Interview access to players and coaches throughout the calendar year is as follows:

### General policies

- All interviews with any member of the football program, including Mike Bobo, the coaching and football staffs, and student-athletes, must be coordinated through the Athletics Communications office.
- True freshmen and other student-athletes in their first year in the program are not eligible to be included on the regular interview list.
- Regarding unique subject matter, such as human-interest angles, members of the media are welcome to approach the Communications office at least 48 hours in advance with requests to interview any member of the program, provided the requested individual is not a true-freshman player. Requests approved by Coach Bobo will be granted.
- Members of the media are strictly prohibited from contacting any coach, staff member or student-athlete by any means, including text messages, e-mail, phone calls (cell, office or home) or social media, such as Facebook and Twitter, without first approaching the Athletics Communications office.
- For all practices, no live reporting of practice details is permissible, nor live streaming in any method. Upon conclusion of practice, questions based on observations made during the media viewing period may be asked of Coach Bobo, and reported on as answered by the coach.
- Designated student-athletes from the interview list will be made available on specified days during the spring and preseason practice periods (see schedule), and on Tuesdays during the regular season.
- Head Coach Mike Bobo will be available following most practices. Exceptions include, during preseason camp, night practices at the stadium on two-practice days.
- All interviews must take place at field level, either inside or outside the southwest Moby Arena doors, or on the practice field. Media are not permitted in the football office area, or in the training room or locker room, unless the Communications office has previously made such arrangements.
- The outdoors cold-tub rehabilitation area during preseason camp, in the shade near the softball field, is considered an extension of the training room. Photographs, videography, or interviews are not permitted in this area.

### Spring practice

- Assistant coaches are available one time each, following practice, on the day designated in the media schedule issued by the Communications department.

### Preseason camp

- Coordinators will be made available on Media Day (date and time TBA). No other assistant coach access is available during preseason camp.

### Regular-season game weeks

- On Mondays, Head Coach Mike Bobo will conduct a weekly press conference in Bob Davis Hall, located on the south concourse of Moby Arena. Bobo will begin speaking at 12 p.m. and the session should conclude by 12:30 p.m. Designated players will be made available following Coach Bobo's press conference.
- Following Tuesday's practice, student-athletes on the interview list will be made available. Regarding unique subject matter, such as human-interest angles, members of the media are welcome to approach the Communications office at least 48 hours in advance with requests to interview any member of the program, provided the requested individual is not a true-freshman player. Approved requests will be granted, but those interviews need to take place on Tuesday following practice.
- On Wednesday, a designated assistant coach will be made available to the media at 12 p.m. The Communications office will provide in advance the names and dates of that coach availability. Those Wednesdays will represent the only assistant-coach availability of the week.
- On Wednesday, Bobo will be available following practice.
- Following Wednesday availability, there is no further access to members of the program until the end of the game Saturday, except for contractual broadcast obligations.

### Gameday

- Every member of the program must report to the locker room following the game before conducting interviews. Other than network TV and radio obligations, CSU does not allow on-field interviews in the minutes following the game's conclusion.
- The CSU locker room will be open and players from the interview list will be available for breakout interviews in the locker room. Assistant coaches or true freshmen players are not available.
- Head Coach Mike Bobo will meet the media in the interview room after the player-interview period has concluded.

### Recruiting period

- Access to Head Coach Mike Bobo will be less regular during this time, from the end of the regular season through signing day, the first Wednesday in February, due to recruiting responsibilities. Assistant coaches are not available during this period.

### All other times

- Head Coach Mike Bobo is available either in-person or by phone, by appointment through Assistant A.D. for Communications Paul Kirk (paul.kirk@colostate.edu).
- All assistant coaches are unavailable other than designated sessions on Wednesdays during regular season game weeks and on each coach's designated day during spring practice. That schedule will be issued prior to the start of spring ball.
- Phone calls (cell, office or home) to any coach, staff member, or student-athlete are strictly prohibited, unless previously arranged through the Athletics Communications office.
- Media should contact the Athletic Communications office, rather than the individual coaches and/or student-athletes, when needing personal contact information, such as phone numbers or e-mail addresses, or contact information for family members and friends where such interviews will enhance a feature story.

### Injuries

- At all times throughout the calendar year, including spring practice, Head Coach Mike Bobo will serve as the sole source for injury information. All questions related to injuries should be directed to Bobo, and not to any other member of the program, including athletic trainers, doctors, the injured student-athlete, or his teammates.
- If Bobo is unavailable, please contact Paul Kirk.

### Practice guidelines

- All Colorado State football practices are open for the first few periods unless otherwise noted. At a designated time after individual drills have concluded, the remainder of the session will be closed to the media.
- Videography is allowed during the media viewing period, but no sound may be recorded.
- During the spring, some scrimmages are open to the media. Fall scrimmages are not open.
- All media should remain on the sidelines, standing a safe distance from the boundary to prevent collisions. Also for safety reasons, media are asked to stand rather than sit or kneel, and should either hold personal bags or set them behind a barrier, so they are not a potential injury source for players or the media.

### Photography/videography guidelines

- Cameras are restricted from shooting/filming any 11-on-11 period, as well as selected other periods (Athletics Communications staff will notify). Photography must be tight, "iso" shots that do not reveal alignments or strategy.
- No sound may be captured during the shooting of practice video.
- Photographers are allowed to shoot individual drills and group activity as directed by the Athletics Communications staff. No photography is allowed of injured players or players receiving treatment from medical staff.
- Photographers and videographers are not allowed to bring tripods onto the practice field.
- Photographers and videographers should remain on the sidelines, or behind the end lines. They are not permitted in any drill or in close proximity to any team or position-group huddles at any time.
- Photographers should stand a safe distance from the boundary to prevent collisions. Also for safety reasons, photographers are asked to stand rather than sit or kneel, and should either hold personal bags and/or camera equipment, or set them behind a barrier, so they are not a potential injury source for players or the media.
- Media are not permitted within listening distance of the post-practice team huddle, nor may photography of any kind take place during the huddle.
- All posed photo shoots must take place at times arranged prior to the beginning of practice, working through the Athletics Communications office. Posed photo shoots are not permitted during any practice.

### Telephone interviews

- Head Coach Mike Bobo is available for phone interviews as time permits. Media should call to make an appointment through Paul Kirk (paul.kirk@colostate.edu).

- Phone calls (cell, office or home) to any coach or student-athlete are strictly prohibited, unless previously arranged through the Athletics Communications office.
- Media should contact the Athletics Communications office, rather than the individual coaches and/or student-athletes, when needing personal contact information, such as phone numbers or e-mail addresses.

### CSURams.com/social media

- The official Web site of Colorado State athletics is CSURams.com, featuring the latest news, information, statistics, and rosters for all of the Rams' 16 athletic programs. Rams fans worldwide can also listen to the live play-by-play coverage offered by the Colorado State Sports Network through the Internet site. Fans can click on www.CSURams.com, then click on the radio broadcast icon on the site's front page for football and men's and women's basketball live radio coverage. News also will be disseminated via the Colorado State football program's official twitter account, @CSUFootball, as well as the general athletics account, @CSUAthletics, and Asst. A.D. for Communications Paul Kirk (@PaulKirk\_CSU)

### Media credentials

- Credentials must be requested through Paul Kirk in writing at least seven days in advance of an event. Approved requests will be mailed or can be picked up in the Communications office, or at the game.

### Photographer credentials

- Photo credentials are issued only to accredited photographers. Passes must be displayed at all times. All photographers must remain outside the 25-yard lines on both sides of the field.

### Game-day services

- A pregame luncheon is served 90 minutes prior to kickoff in the press box. In-game services include statistics and play-by-play information following each quarter and notes and statistics following the conclusion of the game.
- Hughes Stadium offers complimentary wireless Internet access. Check the seat-assignment label on press row for access information.
- The south tunnel contains a small photographer workroom with a table, chairs and several hard-line, high-speed Internet connections.

### Parking

- Media parking is available at Sonny Lubick Field at Hughes Stadium in selected lots. Please contact the CSU Communications office to request a Hughes Stadium parking pass.
- Access to the parking lot immediately west of the McGraw Center will require an "A" permit from 7:30 a.m. to 4 p.m. weekdays. A limited number of single-day passes are available through the Communications office. Annual permits can be purchased through the Office of Parking Management Web site: www.colostate.edu/depts/parking.
- The CSU Communications office will provide complimentary annual passes to this lot for select media organizations and members of the press who demonstrate a consistent willingness to cover the Rams. Those passes are not replaceable and should be treated like cash.

### Stadium directions/will call

- Sonny Lubick Field at Hughes Stadium is located two miles west of the central campus at the base of the Rocky Mountain foothills, below the "Aggie A." The stadium is just south of Prospect on Overland Trail. From I-25, media should take the Prospect exit west to the mountains, then turn left on Overland Trail. Press box access is on the west side of the stadium via elevator to the fourth level.
- Ticket will call is located at the southwest corner of the south tunnel parking lot. There is no separate media will call. Provided arrangements are made in advance, passes will be left at the ticket will-call location.

### Video highlights

- Please contact the CSU Athletics Communications office to request video highlights.

### Weekly releases

- The weekly news release will be available by approximately 12 noon each Monday during the season on the school's official Web site, CSURAMS.com. News releases are also e-mailed to media outlets upon request, and available by Twitter link via @CSUFootball.

### Colorado State media e-mail list

- To receive e-mail updates on the Rams, e-mail Paul Kirk at paul.kirk@colostate.edu with a message stating that you would like to receive the news releases via e-mail.

## COLORADO STATE FOOTBALL



## ALPHABETICAL

No.	Name	Pos.	Ht.	Wt.	Yr.	Exp.	Hometown (Prev. School)
87	Anderson, Cole	WR	6-4	205	Sr.*	VR	Highlands Ranch, Colo. (Valparaiso)
27	Bares, Jack	LB	5-10	170	Fr.*	RS	Trabuco Canyon, Calif. (Tesoro)
77	Bennett, Jake	OL	6-3	295	So.*	1L	Lakewood, Colo. (Bear Creek)
70	Benson, Jordan	OL	6-3	280	Fr.*	RS	Blue Springs, Mo. (Blue Springs)
9	Bowman, Josh	DB	6-0	195	Jr.*	VR	Abilene, Texas (Cooper)
49	Bridges, Chandler	CB	5-10	166	So.	TR	Columbus, Ohio (Denison)
96	Bryan, Wyatt	K	6-0	175	Fr.*	RS	Larkspur, Colo. (Douglas County)
91	Buys, Jakob	DL	6-4	265	So.*	1L	Arvada, Colo. (Ralston Valley)
76	Callender, Nick	OL	6-5	315	Jr.*	1L	Hayward, Calif. (St. Mary's College HS)
71	Carlson, Sam	OL	6-4	295	Sr.*	1L	Wellington, Colo. (Poudre)
86	Cartwright, Kivon	TE	6-4	245	Sr.*	3L	Pueblo, Colo. (Pueblo South)
13	Cassell, John	WR	6-4	200	So.	VR	Evergreen, Colo. (Evergreen)
97	Cerriteno, Jose	DE	6-2	230	Sr.	VR	Las Vegas, Nev. (Feather River College)
12	Clyburn, Deonte	LB	6-1	230	Jr.	2L	Louisville, Ky. (Saint Xavier)
43	Colorito, Evan	LB	6-4	240	So.*	1L	Beaverton, Ore. (Beaverton)
51	Copeland II, Pierre	LB	6-2	205	So.*	1L	Colorado Springs, Colo. (Vista Ridge)
93	Davis, Braxton	K	5-11	170	Fr.	HS	Fort Collins, Colo. (Poudre)
33	Davis, Kevin	LB	6-3	240	Jr.	2L	Fountain, Colo. (Fountain-Fort Carson)
1	Dawkins, Dalyn	RB	5-9	175	So.*	TR	Louisville, Ky. (Purdue)
16	Drachslin, Chandler	QB	6-3	190	Fr.	HS	Riverside, Calif. (Riverside Polytechnic)
13	Elliott, DeAndre	DB	6-1	185	Sr.*	3L	Dallas, Texas (Carter)
42	Elsenbast, Patrick	LB	6-1	210	So.*	VR	Littleton, Colo. (Chatfield)
45	Fa'apito, Nu'uvali	FB	6-0	230	Sr.*	3L	La Quinta, Calif. (La Quinta)
40	Falls, Justin	FB	6-0	200	So.	TR	Denver, Colo. (Southern Utah)
99	Foster, Colton	DL	6-3	285	Fr.*	RS	Bakersfield, Calif. (Frontier)
9	Foster, Martavius	DL	6-4	270	Sr.	2L	Starkville, Miss. (East Mississippi C.C.)
80	Freismuth, John	WR	6-4	220	Fr.*	RS	Loveland, Colo. (Loveland)
23	Fulton, Brenden	WR	5-9	170	Fr.	HS	Greeley, Colo. (Northridge)
2	Gaines, Deionte	WR	5-8	180	So.	1L	Orlando, Fla. (Dr. Phillips)
74	Gaoa, Salofi	DL	6-6	270	Fr.	HS	Fort Collins, Colo. (Rocky Mountain)
61	Golditch, Zack	OL	6-6	290	So.*	VR	Aurora, Colo. (Gateway)
29	Haas, Jesse	RB	6-2	215	Sr.	VR	Wellington, Colo. (Poudre)
68	Hansen, Justin	DL	6-5	305	Sr.*	2L	Longmont, Colo. (Longmont)
25	Hansley, Joe	WR	5-10	180	Sr.	3L	Highlands Ranch, Colo. (Highlands Ranch)
82	Higgins, Rashard	WR	6-2	190	Jr.	2L	Dallas, Texas (Mesquite)
24	Hodges, Preston	DB	5-11	200	Jr.	1L	Bakersfield, Calif. (Bakersfield C.C.)
49	Hunt, Hayden	P	5-11	220	Jr.*	2L	Long Beach, Calif. (Long Beach Poly)
56	Jackson, O'Shea	DL	6-1	290	Fr.	HS	Arlington, Texas (Martin)
93	Jackson, Terry	DL	6-1	295	Sr.	2L	Tulsa, Okla. (Coffeyville C.C.)
95	Jacobs, Kyle	K	5-8	175	Fr.	HS	Colorado Springs, Colo. (Classical Academy)
31	James, Cory	LB	6-0	245	Sr.*	3L	Del Rio, Texas (Del Rio)
22	Januska, Nick	DB	6-2	210	Sr.	3L	Ventura, Calif. (Ventura)
81	Johnson, Olabisi	WR	6-0	185	Fr.	HS	Lakewood, Colo. (Bear Creek)
17	Johnson, Shun	CB	5-11	170	So.	1L	Denver, Colo. (Denver South)
28	Jones, Devin	CB	5-10	170	Fr.*	RS	Woodland, Calif. (Woodland)
78	Jordan, Brett	OL	6-5	275	So.*	VR	Houston, Texas (Bellaire)
90	Kawulok, Joe	DL	6-6	250	Sr.*	3L	Boulder, Colo. (Monarch)
81	Kelleghan, Cahill	TE	6-4	200	So.	TR	Boulder, Colo. (Adams State)
12	Key, Coleman	QB	6-4	220	Fr.*	RS	Broken Arrow, Okla. (Broken Arrow)
95	King, Richard	DL	6-5	260	Fr.	HS	Aurora, Colo. (Rangeview)
94	Kovac, Michael	DE	6-4	230	Fr.	HS	Pueblo, Colo. (Pueblo South)
18	Lehman, Cole	WR	6-2	175	Fr.	HS	Parker, Colo. (Chaparral)
8	Leonard, Craig	QB	6-4	225	Jr.*	VR	Fort Collins, Colo. (Jireh Prep)
40	Lewis, Johnathan	RB	5-11	190	Fr.*	RS	La Porte, Texas (La Porte)
19	Long IV, Sammie	WR	6-3	195	So.*	1L	Lakewood, Wash. (Lakes)
92	Lovingood, Josh	DL	6-4	290	So.	1L	Fresno, Calif. (Clovis North)
59	Lucas, Nathan	LS	6-2	195	Fr.*	RS	Colorado Springs, Colo. (Pine Creek)
88	Masters Jr., Elroy	WR	6-2	210	So.*	1L	Peoria, Ariz. (Sunrise Mountain)
35	Matthews, Izzy	RB	6-0	215	Fr.	HS	Redding, Calif. (Enterprise)
16	Matthews, Trent	S	6-3	210	Sr.*	3L	Converse, Texas (Judson)
34	Maumau, George	TE	5-11	255	Sr.*	VR	Denver, Colo. (Valor Christian)
44	Mayes, Deshon	LB	6-2	200	Jr.	JC	Arvada, Colo. (Glendale (Ariz.) C.C.)
14	McCullough II, Saladin	CB	5-10	175	Jr.*	VR	Pasadena, Calif. (Moorpark College)
51	Meeks, Colby	OL	6-4	300	Fr.	HS	Orlando, Fla. (Dr. Phillips)
4	Michel, SteveO	LB	6-1	230	Sr.*	3L	Orlando, Fla. (Jones)
1	Miller, Jack	CB	4-1	53	So.	VR	Louisville, Colo. (Coal Creek Elementary)
65	Montes, Christian	OL	6-4	270	Jr.*	RS	Garden Grove, Calif. (Golden West College)

## NUMERIC

No.	Name	Pos.
1	Dawkins, Dalyn	RB
1	Miller, Jack	CB
2	Gaines, Deionte	WR
4	Michel, SteveO	LB
5	Simmons, Tyree	DB
6	Oden Jr., Jasen	RB
7	Stevens, Nick	QB
7	Taylor, Demontrie	LB
8	Leonard, Craig	QB
8	Schlager, Jake	S
9	Bowman, Josh	DB
9	Foster, Martavius	DL
10	Nutt Jr., Kevin	DB
10	Robles, J.C.	QB
11	Vaden, Jordon	WR
12	Clyburn, Deonte	LB
12	Key, Coleman	QB
13	Cassell, John	WR
13	Elliott, DeAndre	DB
14	McCullough II, Saladin	CB
15	Robinson, Kiel	LB
16	Drachslin, Chandler	QB
16	Matthews, Trent	S
17	Johnson, Shun	CB
18	Lehman, Cole	WR
18	Scott, Braylin	DB
19	Long IV, Sammie	WR
19	Wessbecker, Blake	CB
20	Peterson-Hester, Malachi	S
20	Udofia, Willie	S
22	Januska, Nick	DB
23	Fulton, Brenden	WR
23	Wilson, Marcus	CB
24	Hodges, Preston	DB
24	Peters, Bryce	RB
25	Hansley, Joe	WR
26	Pierre-Louis, Kevin	DB
27	Bares, Jack	LB
27	Smith, Trey	WR
28	Jones, Devin	CB
29	Haas, Jesse	RB
29	Sweet, Justin	DB
30	Walker, Steven	TE
31	James, Cory	LB
32	Peralta, Nolan	TE
33	Davis, Kevin	LB
34	Maumau, George	TE
35	Matthews, Izzy	RB
36	Ohene-Gyeni, Bryan	LB
37	Obinnah, Chuk	RB
38	Nwosu, Danny	FB
39	Thompson, Deron	RB
40	Falls, Justin	FB
40	Lewis, Johnathan	RB
41	Williams, Eric	RB
42	Elsenbast, Patrick	LB
43	Colorito, Evan	LB
44	Mayes, Deshon	LB
45	Fa'apito, Nu'uvali	FB
46	Prentice, Adam	FB
47	Ryken, Nate	FB
47	Summer, Brandon	LB
49	Bridges, Chandler	CB
49	Hunt, Hayden	P
51	Copeland II, Pierre	LB
51	Meeks, Colby	OL
52	Nowland, Blake	OL

## COLORADO STATE FOOTBALL



No.	Name	Pos.	Ht.	Wt.	Yr.	Exp.	Hometown (Prev. School)	No.	Name	Pos.
60	Moxley, Trae	OL	6-5	320	So.*	1L	Carbondale, Colo. (Roaring Fork)	52	Thomas, Tre	LB
52	Nowland, Blake	OL	6-6	315	So.*	VR	Castle Rock, Colo. (Douglas County)	53	Smith, Caleb	LB
64	Nunez, Justin	OL	6-5	325	Fr.	HS	Red Bluff, Calif. (Red Bluff)	54	Zerblis, Fred	OL
10	Nutt Jr., Kevin	DB	5-10	190	So.	1L	Fresno, Calif. (Edison)	55	Watson, Josh	LB
38	Nwosu, Danny	FB	6-3	245	Jr.*	2L	Washington, D.C. (Dunbar)	56	Jackson, O'Shea	DL
37	Obinnah, Chuk	RB	6-0	215	Fr.	HS	Aurora, Colo. (Grandview)	57	Prudhomme, Isaac	DL
72	O'Brien, Kevin	OL	6-3	295	Sr.*	1L	Katy, Texas (Incarnate Word)	58	Sieg, Trent	LS
6	Oden Jr., Jasen	RB	5-11	220	Sr.	3L	Buffalo, N.Y. (Buffalo East)	59	Lucas, Nathan	LS
36	Ohene-Gyeni, Bryan	LB	6-1	225	Jr.*	2L	Arlington, Texas (Mansfield Summit)	60	Moxley, Trae	OL
85	Parsons, Mitch	TE	6-4	255	Fr.*	TR	Parker, Colo. (Vanderbilt)	61	Golditch, Zack	OL
32	Peralta, Nolan	TE	6-3	245	Jr.	2L	Murrieta, Calif. (Elsinore)	62	Perzanowski, Evan	OL
62	Perzanowski, Evan	OL	6-5	238	So.	TR	Huntington Beach, Calif. (Orange Coast College)	63	Reynolds, Corey	OL
24	Peters, Bryce	RB	5-11	205	So.*	VR	Houston, Texas (Cypress Falls)	64	Nunez, Justin	OL
20	Peterson-Hester, Malachi	S	5-11	191	Fr.	HS	Manitou Springs, Colo. (Manitou Springs)	65	Montes, Christian	OL
26	Pierre-Louis, Kevin	DB	6-1	215	Sr.*	3L	Del Rio, Texas (Del Rio)	66	Robinson, Adrian	DL
46	Prentice, Adam	FB	6-0	220	Fr.	HS	Fresno, Calif. (Clovis)	68	Hansen, Justin	DL
57	Prudhomme, Isaac	DL	6-3	235	Fr.*	RS	Centennial, Colo. (Arapahoe)	70	Benson, Jordan	OL
63	Reynolds, Corey	OL	6-2	280	Fr.	HS	Cedaridge, Colo. (Cedaridge)	71	Carlson, Sam	OL
73	Rivera, Tomas	OL	6-6	330	Jr.*	1L	Long Beach, Calif. (Long Beach Poly)	72	O'Brien, Kevin	OL
66	Robinson, Adrian	DL	6-5	250	So.*	VR	Charlotte, N.C. (Charlotte Christian)	73	Rivera, Tomas	OL
15	Robinson, Kiel	LB	6-2	225	So.*	1L	San Marcos, Calif. (Mission Hills)	74	Gaoa, Salofi	DL
10	Robles, J.C.	QB	6-5	200	Fr.	HS	Visalia, Calif. (El Diamante)	75	Stefo, Zach	OL
89	Ruiz, Robert	WR	5-9	176	Jr.*	1L	El Cajon, Calif. (Valhalla)	76	Callender, Nick	OL
47	Ryken, Nate	FB	6-2	245	Fr.*	RS	Berthoud, Colo. (Berthoud)	77	Bennett, Jake	OL
8	Schlager, Jake	S	6-0	205	So.*	1L	McCook, Neb. (McCook)	78	Jordan, Brett	OL
98	Schupp, Johnny	DL	6-5	275	Jr.*	2L	Vacaville, Calif. (Vacaville)	79	Watts, Dylan	OL
18	Scott, Braylin	DB	6-3	185	Fr.	HS	Bakersfield, Calif. (Liberty)	80	Freismuth, John	WR
58	Sieg, Trent	LS	6-4	230	So.*	1L	Eaton, Colo. (Eaton)	81	Johnson, Olabisi	WR
5	Simmons, Tyree	DB	5-11	185	Jr.	2L	Gardena, Calif. (Gardena)	81	Kellegan, Cahill	TE
53	Smith, Caleb	LB	6-4	250	So.	JC	Inglewood, Calif. (Santa Monica)	82	Higgins, Rashard	WR
27	Smith, Trey	WR	6-0	190	Fr.*	RS	Castle Rock, Colo. (Douglas County)	83	Woldu, Dawit	WR
75	Stefo, Zach	OL	6-5	295	Fr.*	RS	Arvada, Colo. (Pomona)	84	Williams, Xavier	WR
7	Stevens, Nick	QB	6-3	205	So.*	1L	Murrieta, Calif. (Vista Murrieta)	85	Parsons, Mitch	TE
47	Summer, Brandon	LB	6-0	215	Fr.	HS	Pueblo, Colo. (Pueblo West)	86	Cartwright, Kivon	TE
29	Sweet, Justin	DB	5-10	190	So.*	1L	Las Vegas, Nev. (Bishop Gorman)	87	Anderson, Cole	WR
7	Taylor, Demontrie	LB	5-11	190	Fr.*	RS	Denton, Texas (Guyer)	88	Masters Jr., Elroy	WR
52	Thomas, Tre	LB	6-1	215	Fr.*	RS	Denver, Colo. (Overland)	89	Ruiz, Robert	WR
94	Thompson, Darnell	DL	6-5	275	So.	JC	Raleigh, N.C. (Highland (Kan.) C.C.)	90	Kawulok, Joe	DL
39	Thompson, Deron	RB	5-10	178	So.	1L	Wichita, Kan. (Northwest)	91	Buys, Jakob	DL
20	Udofia, Willie	S	6-1	200	Sr.*	2L	Atlanta, Ga. (East L.A. College)	92	Lovingood, Josh	DL
11	Vaden, Jordon	WR	6-3	195	Jr.*	2L	Henderson, Colo. (Prairie View)	93	Davis, Braxton	K
30	Walker, Steven	TE	6-2	235	Sr.	1L	Wichita, Kan. (Butler County C.C.)	93	Jackson, Terry	DL
55	Watson, Josh	LB	6-2	230	Fr.*	RS	Blue Springs, Mo. (Blue Springs South)	94	Kovac, Michael	DE
79	Watts, Dylan	OL	6-4	327	So.	TR	Colorado Springs, Colo. (Midwestern State)	94	Thompson, Darnell	DL
19	Wessbecker, Blake	CB	6-1	173	Fr.	HS	Castle Rock, Colo. (Castle View)	95	Jacobs, Kyle	K
41	Williams, Eric	RB	5-9	205	Jr.	2L	Castle Rock, Colo. (Rock Canyon)	95	King, Richard	DL
84	Williams, Xavier	WR	6-4	215	So.*	1L	San Diego, Calif. (Cathedral Catholic)	96	Bryan, Wyatt	K
23	Wilson, Marcus	CB	5-10	190	Fr.*	RS	Aurora, Colo. (Valor Christian)	97	Cerriteno, Jose	DE
83	Woldu, Dawit	WR	6-2	190	Fr.	HS	Denver, Colo. (Thomas Jefferson)	98	Schupp, Johnny	DL
54	Zerblis, Fred	OL	6-3	295	Jr.*	1L	Grayson, Ga. (Grayson)	99	Foster, Colton	DL

\* Indicates play has utilized a redshirt season

## Coaching Staff

**Mike Bobo** - head coach**Will Friend** - offensive coordinator/offensive line**Jeff Hammerschmidt** - special teams coordinator/tight ends**Tyson Summers** - defensive coordinator/safeties**Bryan Applewhite** - running backs**Marty English** - linebackers**Terry Fair** - cornerbacks**Ronnie Letson** - quarterbacks**Ricky Logo** - defensive line**Alvis Whitted** - wide receivers**Ryan Davis** - head football strength & conditioning**Joe Cox** (offensive graduate assistant), **Andrew Dodge** (defensive graduate assistant),**Ricky Santo** (offensive graduate assistant), **Walter Vaughn** (defensive graduate assistant),**Heath Pulver** (special teams quality control)**John Michael Clay** (assistant strength & conditioning), **Michael Ray** (assistant strength & conditioning),**Joe McKay** (strength & conditioning grad. asst.), **Mike Stacchiotti** (strength & conditioning grad. asst.)**Tom Ehlers** (director of operations),**Anthony Hill** (director of player development & community/alumni relations),**Geoff Martzen** (director of player personnel), **Leah Knight** (assistant director of operations)

## COLORADO STATE FOOTBALL



## Colorado State Rams 2015 Depth Chart

OFFENSE		DEFENSE		SPECIALISTS	
<b>QB</b>		<b>LDE</b>		<b>PR</b>	
7 Nick Stevens, 6-3, 205, SO*		9 Martavius Foster, 6-4, 270, SR		25 Joe Hansley, 5-10, 180, SR	
12 Coleman Key, 6-4, 220, FR*		92 Josh Lovingood, 6-4, 290, SO		<b>KR</b>	
<b>RB</b>		<b>DT</b>		2 Deionte Gaines, 5-8, 180, SO	
6 Jasen Oden, Jr., 5-11, 220, SR		68 Justin Hansen, 6-5, 305, SR*		11 Jordon Vaden, 6-3, 195, JR*	
1 Dalyn Dawkins, 5-9, 175, SO*		91 Jakob Buys, 6-4, 265, SO*		<b>LS</b>	
<b>FB</b>		<b>NT</b>		58 Trent Sieg, 6-4, 230, SO*	
45 Nu'uvali Fa'apito, 6-0, 230, SR*		93 Terry Jackson, Jr., 6-1, 295, SR		<b>SS</b>	
38 Danny Nwosu, 6-3, 245, JR*		99 Colton Foster, 6-3, 285, FR*		58 Trent Sieg, 6-4, 230, SO*	
<b>WR</b>		<b>RDE/Buck</b>		<b>H</b>	
82 Rashard Higgins, 6-2, 190, JR		90 Joe Kawulok, 6-6, 250, SR*		25 Joe Hansley, 5-10, 180, SR	
11 Jordon Vaden, 6-3, 195, JR*		4 SteveO Michel, 6-1, 230, SR*		<b>P</b>	
19 Sammie Long, 6-3, 195, SO*		<b>SLB</b>		49 Hayden Hunt, 5-11, 220, JR*	
<b>WR</b>		15 Kiel Robinson, 6-2, 225, SO*		<b>K</b>	
25 Joe Hansley, 5-10, 180, SR		52 Tre Thomas, 6-1, 215, FR*		96 Wyatt Bryan, 6-0, 175, FR*	
84 Xavier Williams, 6-4, 215, SO*		<b>MLB</b>		<b>PK</b>	
88 Elroy Masters, Jr., 6-2, 210, SO*		31 Cory James, 6-0, 245, SR*		93 Braxton Davis, 5-11, 170, FR	
<b>WR</b>		55 Josh Watson, 6-2, 230, FR*			
2 Deionte Gaines, 5-8, 180, SO		<b>WLB</b>			
81 Olabisi Johnson, 6-0, 180, FR		33 Kevin Davis, 6-3, 240, JR			
<b>TE</b>		12 Deonte Clyburn, 6-1, 230, JR			
86 Kivon Cartwright, 6-4, 245, SR*		<b>LCB</b>			
32 Nolan Peralta, 6-3, 245, JR* <u>OR</u>		13 DeAndre Elliott, 6-1, 185, SR*			
30 Steven Walker, 6-2, 235, SR		18 Braylin Scott, 6-3, 185, FR			
<b>LT</b>		<b>RCB</b>			
76 Nick Callender, 6-5, 315, JR*		24 Preston Hodges, 5-11, 200, JR			
60 Trae Moxley, 6-5, 320, SO*		5 Tyree Simmons, 5-11, 185, JR			
<b>LG</b>		<b>SS</b>			
61 Zack Golditch, 6-6, 290, SO*		16 Trent Matthews, 6-3, 210, SR*			
51 Colby Meeks, 6-4, 300, FR		8 Jake Schlager, 6-0 205, SO*			
<b>C</b>		<b>FS</b>			
77 Jake Bennett, 6-3, 295, SO*		26 Kevin Pierre-Louis, 6-1, 215, SR*			
72 Kevin O'Brien, 6-3, 295, SR*		22 Nick Januska, 6-2, 210, SR			
<b>RG</b>					
54 Fred Zerblis, 6-3, 295, JR*					
51 Colby Meeks, 6-4, 300, FR <u>OR</u>					
73 Tomas Rivera, 6-6, 330, JR*					
<b>RT</b>					
71 Sam Carlson, 6-4, 295, SR*					
78 Brett Jordan, 6-5, 275, SO*					

\* has redshirted

## PRONUNCIATION GUIDE

Kivon Cartwright  
 kee-vonn  
 Nu'uvali Fa'apito  
 noo-oo-VALL-ee FAH-ah-PEE-toe  
 John Friesmuth  
 FRIES-mith  
 Deionte Gaines  
 dee-ON-tay  
 Nick Januska  
 juh-NOO-ska  
  
 Shun Johnson  
 SHAWN  
 George Maumau  
 mou-mou  
 Saladin McCullough  
 SAL-uh-deen muh-CULL-uh  
 SteveO Michel  
 STEE-vo MY-kei  
 Christian Montes  
 MON-TEZ  
 Danny Nwosu  
 WHOA-soo  
 Bryan Ohene-Gyeni  
 oh-HEE-nee JEE-nee  
 Kevin Pierre-Louis  
 lewis  
 Tomas Rivera  
 toe-MOSS  
 Zach Stefo  
 STEFF-o