



THE UNIVERSITY OF NEW MEXICO LOBO FOOTBALL

ATHLETIC COMMUNICATIONS

Frank Mercogliano, Asst. A.D. for Communications
Email: fmercog@unm.edu
Cell Phone: 505-410-4844
Twitter: @fmmmercogliano
www.GoLobos.com

1939 Sun Bowl * 1944 Sun Bowl * 1946 Sun Bowl * 1947 Harbor Bowl * 1961 Aviation Bowl * 1997 Insight.com Bowl * 2002 Las Vegas Bowl *
2003 Las Vegas Bowl * 2004 Emerald Bowl * 2006 New Mexico Bowl * 2007 New Mexico Bowl * 2015 Gildan New Mexico Bowl * 2016 Gildan New Mexico Bowl

Game 10

Date Saturday, November 16
Time 8:21 pm Mountain Time
Location Boise, Idaho
Venue Albertsons Stadium
Capacity 36,387
Television ESPN2
Series Record Boise State leads 9-1
In Boise Boise State leads 4-1
In Albuquerque Boise State leads 5-0
Current Streak Boise State, 3
Last Meeting in Boise BSU 28-14, 9/14/2017
Last Meeting in Albuquerque BSU 45-14, 11/16/2018



New Mexico

Lobos

Record: 2-7 MW: 0-5

Head Coach: Bob Davie
UNM Record: 35-61 (8th Year)
Career Record: 70-86 (13th Year)



19/19 Boise State

Broncos

Record: 8-1 MW: 4-1

Head Coach: Bryah Harsin
Boise State Record: 60-16 (6th season)
Career Record: 67-21 (7th season)

Broadcast Info

TV: ESPN2
Play-by-Play Mike Corey
Analyst Rene Ingoglia

RADIO: Lobo Radio Network
(770 KKOZ-AM flagship in Albuquerque)
Play-by-Play Robert Portnoy
Analyst DonTrell Moore

2019 Schedule



Sam Houston St.

Series Record is now 1-1
Site Dreamstyle Stadium (39,224)
TV Mountain West Network
Radio Lobo Radio Network



at Liberty

Series Record is now 0-2
Site Williams Stadium (25,000)
TV ESPN+
Radio Lobo Radio Network



at Wyoming

Series Record is now 34-38
Site War Memorial Stadium (29,121)
TV AT&T Sports Net
Radio Lobo Radio Network



at 19/19 Boise State

Series Record 1-9
Site Albertsons Stadium (36,387)
TV ESPN2
Radio Lobo Radio Network



at 7/7 Notre Dame

Series Record is now 0-1
Site Notre Dame Stadium (77,622)
TV NBC
Radio Lobo Radio Network



at San Jose State

Series Record is now 5-13-1
Site CEFCU Stadium (30,456)
TV CBS Sports Network
Radio Lobo Radio Network



Hawai'i (HC)

Series Record 10-14
Site Dreamstyle Stadium (39,224)
TV Spectrum/Facebook
Radio Lobo Radio Network



Air Force

Series Record 14-22
Site Dreamstyle Stadium (39,224)
TV ESPN3
Radio Lobo Radio Network



New Mexico State

Series Record is now 72-33-5
Site Dreamstyle Stadium (39,224)
TV AT&T Sports Net
Radio Lobo Radio Network



Colorado State

Series Record is now 25-42
Site Dreamstyle Stadium (39,224)
TV CBS Sports Network
Radio Lobo Radio Network



at Nevada

Series Record is now 3-4-1
Site Mackay Stadium (29,993)
TV ESPN Family
Radio Lobo Radio Network



Utah State

Series Record 13-12
Site Dreamstyle Stadium (39,224)
TV Stadium/Facebook
Radio Lobo Radio Network

What's Inside

Must Haves for the Media Section

Schedule/Staff/At a Glance.....	1
Media Schedule/Policies	2
Roster	3-4
Two-Deep	5
Where They Come From	6
Making National Headlines	7

Section That Will Make Any Broadcast Better

Notes	8-15
Uniform Tracker	16

Game-by-Game and Career Individual Stats	17-25
2019 Opponent Schedules	26
About Head Coach Bob Davie	27

Section That Will Make Any Stats & Numbers Person Happy

Red Zone Report/Starting Lineups	28
Results and Team Statistics	29
Offensive Statistics	30-32
Defensive Statistics	33
Season and Career Statistics	34-36

The Game-by-Game Section

UNM Game-by-Game Statistics	37
Opponent Game-by-Game Statistics	38
Game-by-Game Passing/Rushing/Receiving	39
Game-by-Game UNM Tackles	40
The Last Time it Happened	41
Game Recaps	42-46

**GENERAL INFORMATION**

Name of School University of New Mexico
 City/Zip Albuquerque, N.M. 87106
 Founded 1889 by Territorial Legislature
 Enrollment 22,225
 Nickname Lobos
 School Colors Cherry and Silver
 Stadium Dreamstyle Stadium
 Capacity 39,224
 Conference Mountain West
 Affiliation NCAA I
 President Dr. Garnett Stokes
 Athletic Director Eddie Nuñez
 Athletic Dept. Phone 505-925-5501
 Ticket Office Phone 505-925-LOBO

COACHING STAFF

Head Coach Bob Davie
 Alma Mater, Year Youngstown State, 1977
 Record at School (years) 35-61, 8th season
 Career Record (years) 70-86, 13th season
 Football Office Phone 505-925-5700
 Best Time of Day to Reach Coach Contact SID
 Assistant Coaches
 Joe Dailey Off. Coord./QBs
 Sage Tuitele Run Game Coord./OL
 Apollo Wright Off. Pass Game Coord./RBs
 Scott Baumgartner WRs
 Clay Davie TEs
 Jacob Givile Grad. Asst. (Offense)
 Jordan Peterson Def. Coord./S
 Perry Eliano Special Teams/CBs
 Dan Carrel LBs
 Stan Eggen DL
 Dillon Sanders LBs
 Jake Rothschilder Grad. Asst. (Defense)
 Joe Montag Grad. Asst. (Defense)
 Director of Football Ops. Dusty Bennett
 Dir. of Recruiting Greg Svarczkopf
 Asst. Ops./Recruiting Jacob Grant
 Video Coordinator John Lintner
 Athletic Performance Scott Holsopple
 Asst. Athletic Performance John McWilliams

TEAM INFORMATION

2018 Overall Record 3-9
 2018 Mountain West Record/Finish 1-7/6th Mt.

HISTORY

First Year of Football 1892
 Overall All-Time Record 488-604-31
 Number of Bowls/last 13/2016
 Bowl Record 4-8-1
 NFL Draft Picks 65

COMMUNICATIONS

Press Box Phone 505-925-5805
 SID Mailing Address New Mexico Athletics
 Colleen J. Maloof Administration Building
 1 University of New Mexico
 MSC04 2680
 Albuquerque, NM 87131-0001
 Overnight Address New Mexico Athletics
 Colleen J. Maloof Administration Building
 1414 University Boulevard SE
 Albuquerque, NM 87106

SOCIAL MEDIA

Website www.golobos.com



@UNMLoboFB



/NewMexicoLobos

Typical Game Week Media Policies & Procedures

MONDAY	TUESDAY	WEDNESDAY	THURSDAY	FRIDAY	SATURDAY	SUNDAY
Practice 10 - 11:30 a.m.	Practice 9:30 - 11:10 a.m.	Practice 9:30 - 11:15 a.m.	Practice 10:00 - 11:15 a.m.	Practice Walk Through	Game Game Day	No Media
Media Open first 30 minutes Interviews after practice (Coaches/Players)	Media Open first 30 minutes Interviews after practice (Coaches/Players) Press Conference at 12:30 p.m.	Media Open first 30 minutes Interviews after practice (Coaches/Players)	Media Open first 30 minutes Interviews after practice (Coaches only)	Media No media availability	Media Coach Davie and two players after game	

Game Week Media Schedule**Media At Practice**

Practice is only open for media for the first 30 minutes, and it is closed to the public. Contact Frank Mercogliano for more information about the class schedules for players needed for interviews (some players are not available due to class after practice, but we will make all efforts to get everyone the interviews they need).

Bob Davie Interview Opportunities

Coach Davie has several media availability times during the week. During game week, he is available after practices on Monday, Wednesday and Thursday. He also meets with the local media on Tuesday at noon as part of UNM's weekly fall sports media luncheon (other fall sport coaches meet with the media at noon prior to Davie speaking).

Schedules for the two short weeks (two Friday games) will be announced at a later date.

New Mexico Media Luncheon

The New Mexico Media Luncheons are Tuesdays from noon to 1:30 p.m. Coach Davie is available at approximately 12:30 pm. Audio and video clips from Davie are available at www.golobos.com. The press conferences are also streamed on GoLobos.com by LoboTV. Please note that the Mountain West no longer will conduct a football coaches teleconference. The luncheon is on the Zia II level of the West press box.

New Mexico Player Interview Opportunities

All player interviews must be arranged through the UNM athletics communications office. The main time for interviews is after practice. Wednesday is the last day for player interviews. For lengthier interviews, please call the communications office to arrange, which we are happy to do, working around class schedules. These will normally take place in the communications suite in the Maloof Center.

Postgame: The UNM locker room is closed. Requested players will be brought to an area to be determined after home games and outside the locker room for road games.

For road games, all interviews will be posted to UNM's Media Dropbox account, along with selected highlights. These are provided for your usage, but please credit LoboTV.

Wireless in the Press Box

The press box at Dreamstyle Stadium is fully equipped for wireless connections. Access is free, but those wanting access need their own internal or external wireless cards. Phone lines are available.

www.collegepressbox.com

CollegePressBox.com gives the media one-stop access to updated contact information, media guides, game books, photos, quotes, links and more for each of the league's schools and the Mountain West office. Log-in information will be provided by the MW office to accredited media, or you can apply for a password by sending an e-mail to password@collegepressbox.com.

Ticket Information

- online at unmtickets.com
- by calling 925-5858 or toll-free at 800-955-HOWL
- Albertson's stores in Albuquerque, Rio Rancho, Los Lunas and Santa Fe
- Lobo Ticket Office inside Dreamstyle Arena at the NW corner of University & Cesar Chavez boulevards from 8:30-5 Monday-Friday
- UNM Bookstore (Bookstore Ticket Office is closed on Mondays) For more information call the New Mexico Athletics Ticket Office at (505) 925-5626 or 1-800-955-HOWL (4695). Call (505) 925-5500 for group tickets and ask to speak to a customer service representative.

On Game Day, the northeast box office at University Stadium opens four hours prior to kickoff, and the Lobo Ticket Office at Dreamstyle Arena opens three hours before game time. The northwest Dreamstyle Stadium box office opens 90 minutes before kickoff.

Lobo Talk & The Lobo Coaches Show

Host Robert Portnoy and coach Bob Davie discuss UNM football at Lobo Talk primarily on Wednesdays. The show airs from 7-8 p.m. on the Lobo Radio Network. Fans can call 866-350-4309 to ask coach Davie a question. The Lobo Coaches Show will be on AT&T Sports.

Game Credentials

Regular UNM media will receive game credentials prior to the start of the season. For media members with season credentials, that pass also serves as a parking pass. This year media will park in the Baseball South lot only.

Visiting team media should request single-game credentials through their team's media relations office. Parking passes for the Baseball South and media lots will be needed.

Media members not associated directly with a team can email requests to fmercog@unm.edu. Please have these Wednesday of game week (Tuesday for Friday night home games).

For media members picking up credentials at will call without parking passes, it is located in the Northeast corner of the stadium by Gate 7 or 8. For media members picking up with parking passes, credentials will be located at the University Drive entrance to the Baseball South lots with the parking attendant. This should allow you to get your credential without having to wait in line or deal with parking on the north side of the stadium.



2019 Numerical Roster

No.	Name	Pos.	Ht.	Wt.	Cl-Exp.	Hometown (Last School)	Pronunciation
2	Lawrence "L.O." Johnson	RB	5-11	205	Fr-RS	Waunakee, Wisc. (Waunakee HS)	
3	Elijah Lilly	WR	6-0	159	Sr-3L#	San Bernardino, Calif. (Cajon HS)	
3	Patrick Peek	S	5-10	199	Sr-1VL#	Ft. Worth, Texas (Trinity Valley JC/Aledo HS)	
4	Sheriron Jones	QB	6-3	196	Sr-1VL	Moreno Valley, Calif. (Mt. San Jacinto JC/Tennessee/Rancho Verde HS)	sher ON
4	Shaddrick Lowery	S	5-9	191	So-JC#	Dania Beach, Fla. (College of the Canyons/American Heritage HS)	
5	Daevon Vigilant	RB	5-7	180	So-1VL-2RS	Downey, Calif. (Downey HS)	DAY von
5	James Lewis	LB	5-11	215	Jr-JC	Tulsa, Okla. (Coffeyville JC/Oklahoma State/Tulsa Memorial HS)	
6	Bryson Carroll	RB	5-6	185	So-SQ-RS	San Antonio, Texas (Roosevelt HS)	
6	De'John Rogers	CB	5-9	170	Sr-1VL#	Paramus, N.J. (Monroe College/Paramus Catholic HS)	DAY zhahn
7	Anselem Umeh	WR	5-11	176	Jr-2L-RS	Bellflower, Calif. (St. John Bosco HS)	AN suh lem OO may
7	Blair Manly	CB	6-2	205	Sr-3L-RS	Albuquerque, N.M. (Cibola HS)	
8	Tevaka Salanoa-Tuioti	QB	6-1	199	So-1L-2RS	Long Beach, Calif. (La Mirada HS)	teh VAH KAH TOO ee OH tea
8	Donte Martin	CB	5-9	167	Fr-RS	Oxnard, Calif. (Rio Mesa HS)	
9	Jordan Kress	WR	6-0	197	Jr-JC#	Loveland, Colo. (Butte JC/Mountain View HS)	
9	Jerrick Reed II	S	5-10	188	So-JC#	Olive Branch, Miss. (NW Mississippi CC/Olive Branch HS)	
10	Trae Hall	QB	6-2	181	Fr-RS	Henderson, Texas (Henderson HS)	
10	Eric Cuffee, Jr.	CB	5-11	190	Jr-JC	Waco, Texas (Trinity Valley CC/Texas/Waco HS)	
11	Cedric Patterson III	WR	5-11	168	Fr-RS	Crosby, Texas (Crosby HS)	
11	Kameron Miller	S	6-2	204	Jr-2L-RS	Las Cruces, N.M. (Las Cruces HS)	
12	Brandt Hughes	QB	6-2	226	Jr-JC#	Chico, Calif. (Butte JC/Pleasant Valley HS)	
12	Antonio Hunt	CB	5-8	164	So-JC	Lancaster, Calif. (College of the Canyons/Paraclete HS)	
13	Aaron Molina	WR	6-3	200	Sr-1L-RS	Albuquerque, N.M. (College of the Canyons/Valley HS)	
13	Nico Bolden	S	6-3	207	So-1VL-RS	Woodbury, Minn. (Woodbury HS)	
14	Tye Moore	WR	5-7	158	Fr-HS#	Las Vegas, Nev. (Desert Pines HS)	
14	Michael LoVett III	CB	6-0	185	Jr-JC	Ft. Wayne, Ind. (Garden City CC/Cabrillo HS)	leh VETT
15	Letaeyvon Beaton	S	5-9	200	Jr-JC	St. Petersburg, Fla. (Hutchinson CC/Boca Ciega HS)	le TAY VEE on
16	Connor Genal	QB	6-5	220	Fr-HS#	Santa Fe Springs, Calif. (St. Paul HS)	jen AL
17	Emmanuel Logan-Greene	WR	5-8	160	Jr-JC#	Ft. Lauderdale, Fla. (Iowa Central CC/UCF/American Heritage HS)	
17	Ben Bertram	DL	6-2	226	Fr-RS	Albuquerque, N.M. (Sandia HS)	
18	Jonah Leyva	WR	6-0	189	So-1SQ-RS	Carlsbad, N.M. (Carlsbad HS)	
18	Dylan Horton	LB	6-4	222	So-1VL#	Frisco, Texas (Frisco HS)	
19	Thomas Vieira	WR	5-10	182	Sr-2L-1SQ-RS	Albuquerque, N.M. (La Cueva HS)	vee YEAH ra
19	Devin Sanders	LB	6-2	236	So-JC	San Diego, Calif. (San Diego Mesa CC/Mira Mesa HS)	
20	Reece Wilkinson	WR	5-8	165	Fr-RS	Albuquerque, N.M. (La Cueva HS)	
20	Jacobi Hearn	LB	5-11	237	Jr-JC#	Jackson, Miss. (Mississippi Gulf Coast CC/Clinton HS)	
21	Chad Alexander	RB	5-6	164	Fr-HS#	New Orleans, La. (Landry-Walker HS)	
21	Brandon Burton	S	6-1	200	Jr-TR-RS	Los Angeles, Calif. (UCLA/Junipero Serra HS)	
23	Jay Griffin IV	WR	5-10	159	Jr-2L-RS	Huntsville, Texas (Huntsville HS)	
23	Reco Hannah	LB	6-2	211	Jr-JC	Wedowee, Ala. (Highland CC/Randolph County HS)	
24	Kentrail Moran	RB	5-9	203	So-1L-2RS	O'Fallon, Ill. (O'Fallon HS)	ken TRAIL
24	Corey Hightower	S	5-11	176	Jr-2L-RS	Huntsville, Texas (Huntsville HS)	
25	Marquae Kirkendoll	S	6-0	171	Fr-HS#	Chicago, Ill. (Simeon HS)	mar KWAY
26	Nic Wilson	CB	5-10	177	So-RS	San Bernardino, Calif. (El Cajon HS)	
27	Nick Foster	WR	6-0	180	So-JC	Orinda, Calif. (Santa Barbara CC/Miramonte HS)	
28	Ahmari Davis	RB	5-10	182	Sr-1VL#	Oakland, Calif. (Laney College/James Logan HS)	aah MARR ee
28	Tony Collier	CB	5-11	170	Jr-JC	Little Rock, Ark. (College of the Canyons/North Little Rock HS)	
30	Alexander "Moana" Vainikolo	LB	5-11	246	Sr-1VL	Kihei, Haw. (Mt. San Antonio JC/Maui HS)	VINE ih KO lo
32	Micah Gray	RB	5-11	191	So-1VL-RS	Clovis, N.M. (Clovis HS)	
32	Johnny Hernandez	S	5-10	187	Sr-1VL-RS	Temecula, Calif. (Saddleback JC/Great Oak HS)	
33	Javohn Jones	RB	5-10	185	Sr-3L-RS	Albuquerque, N.M. (La Cueva HS)	jah VON
33	Alex Hart	LB	6-3	235	Sr-3L-RS	Prior Lake, Minn. (Prior Lake HS)	
34	Bobby Cole	RB	5-9	199	So-1SQ-RS	Chatsworth, Calif. (Sierra Canyon HS)	
34	Jared EnRico	LS	6-1	195	Jr-2L	La Mirada, Calif. (La Mirada HS)	on REE coh
35	Dequez Irving	TE	5-10	227	Sr-RS	Wichita, Kan. (Wichita East HS)	deh KWEZ
38	Matt French	LB	6-0	224	Jr-2SQ-RS	Crestview, Fla. (Crestview HS)	
39	Ryan Romero	S	6-2	185	Fr-HS#	Rancho Santa Margarita, Calif. (Tesoro HS)	
45	Josh Woisin	LB	5-10	214	So-1SQ-RS	Albuquerque, N.M. (La Cueva HS)	rhymes with "Poisin"
46	Brandon Shook	LB	6-2	231	Jr-1VL-RS	Simi Valley, Calif. (Westlake HS/College of the Canyons)	
47	Dylan Kelly-Romero	K	5-10	192	Sr-1SQ-RS	Los Lunas, N.M. (Los Lunas HS)	
48	Aiden Kneller	LS	6-1	206	Fr-HS#	Englewood, Colo. (Cherry Creek HS)	kuh NEL er
50	Teton Saltes	OL	6-6	284	Jr-2L-RS	Albuquerque, N.M. (Valley HS)	TEE taan SALT ess
51	Tayo Regenold	OL	6-3	285	Fr-HS	Santa Fe, N.M. (St. Michael's HS)	pronounced just like the name "Reginald"
52	Aaron Blackwell	DL	6-3	288	Sr-2L	Peoria, Ariz. (Mesa CC/Liberty HS)	
53	Emmanuel Malek	DL	6-2	230	Fr-HS#	Arlington, Texas (Sam Houston HS)	MAL (like the name Al) ehk



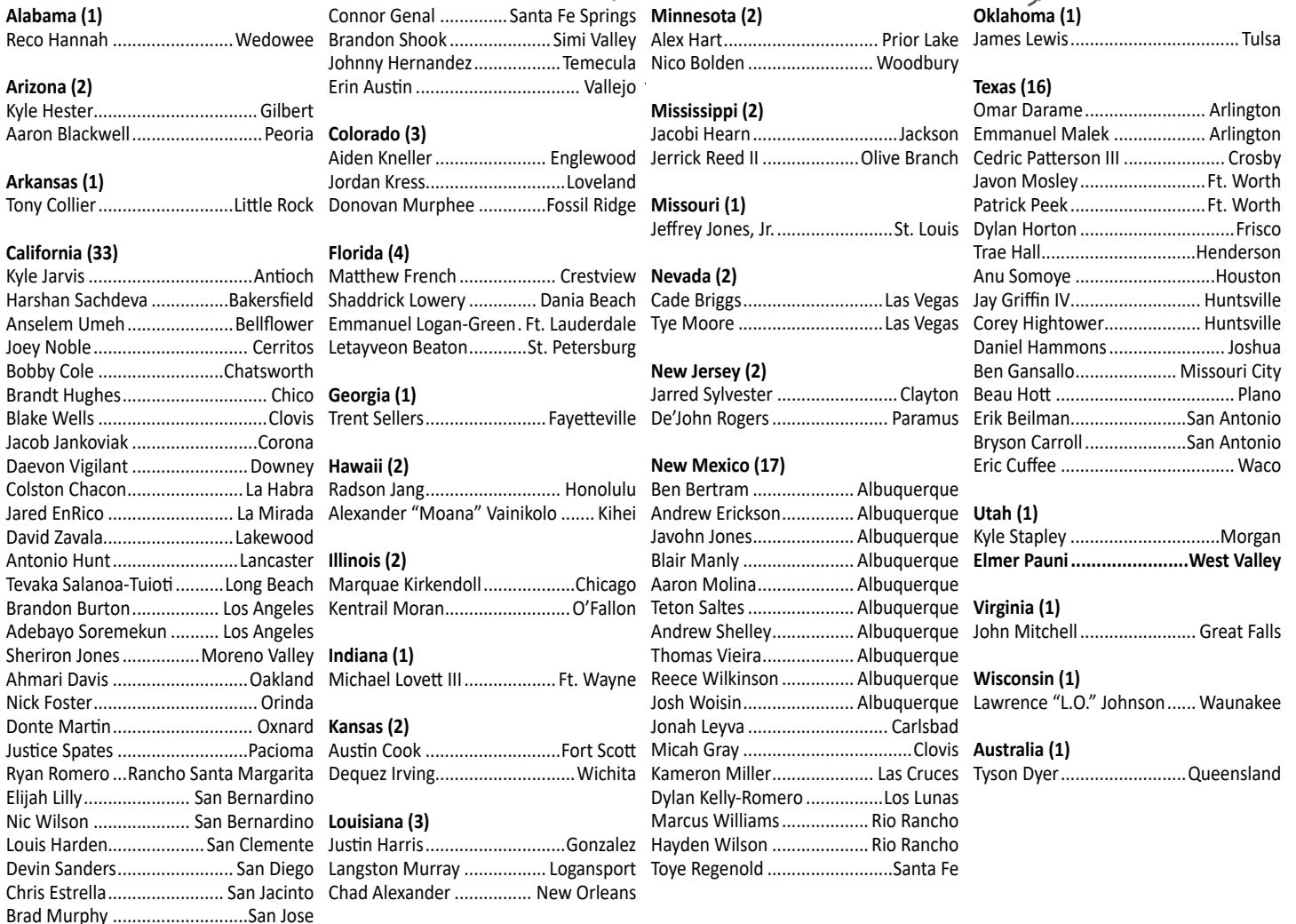
2019 Numerical Roster

No.	Name	Pos.	Ht.	Wt.	Cl-Exp.	Hometown (Last School)	Pronunciation
54	Langston Murray	DL	6-2	318	So-1VL-RS	Logansport, La. (Logansport HS)	
55	Elmer Pauni	DL	6-3	305	Jr-JC	West Valley, Utah (Mt. San Antonio JC/Granger HS)	POW knee
55	Radson Jang	OL	6-1	242	So-1SQ-RS	Honolulu, Hi. (Army Prep/Kamehameha HS)	
56	Austin Cook	OL	6-5	295	Jr-1VL	Fort Scott, Kan. (Butler Community College/Fort Scott HS)	
60	Colston Chacon	OL	6-3	290	Fr-RS	La Habra, Calif. (Corona Del Mar HS)	sha CONE
64	Kyle Stapley	OL	6-3	307	Jr-1VL	Morgan, Utah (Snow College/Morgan HS)	STAPE lee
65	Justice Spates	OL	6-4	271	So-JC#	Pacioma, Calif. (College of the Canyons/Chaminade HS)	
66	Jacob Jankoviak	OL	6-2	285	Jr-JC#	Corona, Calif. (Fullerton JC/Centennial HS)	
67	Hayden Wilson	OL	6-3	281	So-1SQ-RS	Rio Rancho, N.M. (Cleveland HS)	
70	Brad Murphy	OL	6-3	290	So-RS	San Jose, Calif. (CC of San Francisco/Valley Christian HS)	
71	David Zavala	OL	6-4	297	Sr-1SQ-JC	Lakewood, Calif. (Cerritos College/Nevada/Lakewood HS)	zah VAH lah
73	Cade Briggs	OL	6-3	275	Fr-HS#	Las Vegas, Nev. (Bishop Gorman HS)	
74	Daniel Hammons	OL	6-3	267	So-TR	Joshua, Texas (West Texas A&M/Godley HS)	
76	Jarred Sylvester	OL	6-5	309	Sr-1VL	Clayton, N.J. (Dodge City CC/Clayton HS)	
78	Javon Mosley	OL	6-7	335	Sr-1VL	Fort Worth, Texas (Kilgore JC)	
78	Louis Harden	DL	6-1	290	Fr-RS	San Clemente, Calif. (San Clemente HS)	
79	Chris Estrella	OL	6-4	294	Sr-2L	San Jacinto, Calif. (Mt. San Jacinto JC/San Jacinto HS)	
80	Anu Somoye	WR	6-2	195	Sr-3L-RS	Houston, Texas (Alief Taylor HS)	ah NEW sa MOY yea
82	Jeffrey Jones, Jr.	TE	6-5	236	Sr-1VL	St. Louis, Mo. (Bakersfield College/Eastern Illinois/O'Fallon Township)	
83	Blake Wells	WR	5-11	180	Jr-JC	Clovis, Calif. (College of the Sequoia/Buchanan HS)	
84	Erik Beilman	TE	6-4	255	Sr-3L-RS	San Antonio, Texas (Brandeis HS)	BEEL man
84	Trent Sellers	DL	6-3	271	Sr-1SQ-JC	Fayetteville, Ga. (Coffeyville CC/Georgia Tech/Sandy Creek HS)	
85	Kyle Jarvis	TE	6-3	244	Jr-JC	Antioch, Calif. (Contra Costa College/Antioch HS)	
86	Kyle Hester	TE	6-4	230	Fr-HS#	Gilbert, Ariz. (Highland HS)	
87	Andrew Erickson	WR	6-2	185	Fr-RS	Albuquerque, N.M. (Manzano HS)	
88	Marcus Williams	TE	6-3	205	Jr-2L#	Rio Rancho, N.M. (Cleveland HS)	
89	Beau Hott	LS/TE	6-4	225	Sr-3L-RS	Plano, Texas (Plano HS)	
90	Erin Austin	DL	6-2	269	Sr-1VL#	Vallejo, Calif. (Laney College/Heritage HS)	
91	John Mitchell	P	6-1	194	So-1SQ-RS	Great Falls, Va. (Our Lady of Good Counsel HS)	
92	Omar Darame	DL	6-3	238	Fr-HS#	Arlington, Texas (Sam Houston HS)	dah RAH may
94	Andrew Shelley	K	6-1	185	So-1VL-RS	Albuquerque, N.M. (Eldorado HS)	
94	Harshan Sachdeva	DL	6-4	245	Fr-HS#	Bakersfield, Calif. (Stockdale HS)	sack DEE vah
95	Adebayo Soremekun	DL	6-2	298	Sr-1VL#	Los Angeles, Calif. (Long Beach City College/Dorsey HS)	add ah BUY yo sore IM ih kin
96	Tyson Dyer	P	6-2	198	Jr-1VL#	Queensland, Australia (Palomar College/Palm Beach Currumbin State HS)	
97	Justin Harris	DL	6-6	251	Jr-JC	Gonzalez, Louisiana (Hutchinson CC/Baylor/East Ascension HS)	
98	Joey Noble	DL	6-3	253	Jr-JC#	Cerritos, Calif. (Fullerton JC/Los Alamitos HS)	
99	Donovan Murphree	K	6-2	175	Fr-RS	Ft. Collins, Colo. (Fossil Ridge HS)	
99	Ben Gansallo	DL	6-2	291	Jr-JC#	Missouri City, Texas (Blinn JC/Dulles HS)	

#denotes has a redshirt year available

Coaching Staff

Head Coach: Bob Davie (Youngstown State, 1976)**Offensive Coordinator/QBs:** Joe Dailey (North Carolina, 2007)**Defensive Coordinator/Safeties:** Jordan Peterson (Texas A&M, 2009)**Offensive Run Game Coordinator/OL:** Saga Tuitele (Portland State, 2002)**Special Teams Coordinator/CBs:** Perry Eliano (Stephen F. Austin, 2000)**Pass Game Coordinator/RBs:** Apollo Wright (Cheyney [PA], 1998)**Wide Receivers:** Scott Baumgartner (Pacific, 1989)**Linebackers:** Dan Carrel (West Liberty, 2011)**Tight Ends:** Clay Davie (Arizona State, 2007)**Defensive Line:** Stan Eggen (Moorhead State, 1977)**Linebackers:** Dillon Sanders (Northern Colorado, 2010)**Graduate Assistants:** (Offense) Jacob Girdle (Defense) Jake Rothschilder**Assistant Athletic Director for Football:** Brian DeSpain**Director of Recruiting:** Greg Svarczkopf**Assistant Operations & Recruiting:** Jacob Grant**Director of Athletic Performance:** Scott Holsopple**Asst. Director of Athletic Performance:** John McWilliams**Video Coordinator:** John Lintner**Head Equipment Manager:** Chris Schieder**Assistant Athletic Director for Communications (Football):** Frank Mercogliano





2019 Primary Two-Deep & Flash Stats

OFFENSE

Pos.	#	Player	Ht.	Wt.	Cl.-Ex.	Hometown (Last School)	2019 Stats
WR-X	9	Jordan Kress	6-0	197	Jr-JC#	Loveland, Colo. (Butte JC/Mountain View HS)	18 rec., 449 yards, 4 TDs, long of 59
	80	Anu Somoye	6-2	195	Sr-3L-RS	Houston, Texas (Alief Taylor HS)	5 rec., 76 yards, 1 TD, long of 29
	11	Cedric Patterson III	5-11	168	Fr-RS	Crosby, Texas (Crosby HS)	5 rec., 139 yards, 2 TD, long of 62
LT	78	Javon Mosley	6-7	335	Sr-1L	Fort Worth, Texas (Kilgore JC)	9 games played, 9 games started
	76	Jarred Sylvester	6-5	309	Sr-1L	Clayton, N.J. (Dodge City CC/Clayton HS)	9 games played
LG	79	Chris Estrella	6-4	294	Sr-2L	San Jacinto, Calif. (Mt. San Jacinto JC/San Jacinto HS)	9 games played, 7 games started
	66	Jacob Jankoviak	6-2	285	Jr-JC#	Corona, Calif. (Fullerton JC/Centennial HS)	9 games played, 5 games started
C	64	Kyle Stapley	6-3	307	Jr-1L	Morgan, Utah (Snow College/Morgan HS)	9 games played, 9 games started
	66	Jacob Jankoviak	6-2	285	Jr-JC#	Corona, Calif. (Fullerton JC/Centennial HS)	9 games played, 5 games started
RG	71	David Zavala	6-4	297	Sr-1SQ-JC	Lakewood, Calif. (Cerritos College/Nevada/Lakewood HS)	9 games played, 3 games started
	73	Cade Briggs	6-3	275	Fr-HS#	Las Vegas, Nev. (Bishop Gorman HS)	6 games played, 4 game started
RT	50	Teton Saltes	6-6	284	Jr-2L-RS	Albuquerque, N.M. (Valley HS)	9 games played, 9 games started
	76	Jarred Sylvester	6-5	309	Sr-1L	Clayton, N.J. (Dodge City CC/Clayton HS)	9 games played
TE	88	Marcus Williams	6-3	205	Jr-2L#	Rio Rancho, N.M. (Cleveland HS)	23 rec., 373 yards, long of 42, 1 2-pt conv
	84	Erik Beilman	6-4	255	Sr-3L-RS	San Antonio, Texas (Brandeis HS)	no catches
	85	Kyle Jarvis	6-3	244	Jr-JC	Antioch, Calif. (Contra Costa College/Antioch HS)	no catches
WR-H	17	Emmanuel Logan-Greene	5-8	160	Jr-JC#	Ft. Lauderdale, Fla. (Iowa Central/UCF/IMG Academy/Coconut Creek HS)	2 rush, 7 yards, long of 6 yards, 13 rec., 128 yards, long of 21
	19	Thomas Viera	5-10	182	Sr-2L-1SQ-RS	Albuquerque, N.M. (La Cueva HS)	1 rush, 4 yards, long of 4, 2 rec., 14 yards, long of 12
WR-Z	7	Anselem Umeh	5-11	176	Jr-2L-RS	Bellflower, Calif. (St. John Bosco HS)	16 rec., 220 yards, long of 40
-or-	13	Aaron Molina	6-3	200	Sr-1L-RS	Albuquerque, N.M. (College of the Canyons/Valley HS)	11 rec., 192 yards, 2 TD, long of 41
QB	8	Tevaka Salanoa-Tuotii	6-1	199	So-1L-2RS	Long Beach, Calif. (La Mirada HS)	85-163-6, 1250 yards, 7 TDs, long of 59, 33 rush, 164 yards, long of 33
	10	Trae Hall	6-2	181	Fr-RS	Henderson, Texas (Henderson HS)	2 rushes, 15 yards, long of 11
	16	Connor Genal	6-5	220	Fr-HS#	Santa Fe Springs, Calif. (St. Paul HS)	Has not played
RB	28	Ahmari Davis	5-10	210	Sr-1L#	Oakland, Calif. (Laney College/James Logan HS)	138 rushes, 823 yards, 6 TD, long of 67, 3 rec., 63 yards, long of 51
	6	Bryson Carroll	5-7	185	So-SQ-RS	San Antonio, Texas (Roosevelt HS)	83 rushes, 463 yards, 2 TD, long of 56, 2 rec., 13 yards, long of 8
	5	Daevon Vigilant	5-7	180	So-1L-2RS	Downey, Calif. (Downey HS)	13 rushes, 48 yards, 1 TD, long of 15, 4 rec., 11 yards, long of 6
	24	Kentrail Moran	5-9	203	So-1L-2RS	O'Fallon, Ill. (O'Fallon HS)	10 rushes, 33 yards, 2 TD, long of 8

DEFENSE

Pos.	#	Player	Ht.	Wt.	Cl.-Ex.	Hometown (Last School)	2019 Stats
LE	84	Trent Sellers	6-3	271	Sr-1SQ	Fayetteville, Ga. (Coffeyville CC/Georgia Tech/Sandy Creek HS)	10 tackles, 3.5 TFLs for 19 yards, 1.0 sacks for 11 yards, 1 FR for 5 yards, 2 QBH
	95	Adebayo Soremekun	6-2	298	Sr-1L#	Los Angeles, Calif. (Long Beach City College/Dorsey HS)	10 tackles, 2.0 TFLs for 8 yards, 1.0 sacks for 4 yards, 1 PBU, 2 QBH, 1 block
	97	Justin Harris	6-6	251	Jr-JC	Gonzalez, La. (Hutchinson CC/Baylor/East Ascension HS)	8 tackles, 1.0 TFLs for 1 yard
NT							
	99	Ben Gansallo	6-2	291	Jr-JC#	Missouri City, Texas (Blinn JC/Dulles HS)	5 tackles, 1 PBU
	54	Langston Murray	6-2	318	So-1L-RS	Logansport, La. (Logansport HS)	4 tackles
-or-	55	Elmer Pauni	6-3	305	Jr-JC	West Valley, Utah (Mt. San Jacinto JC/Granger HS)	5 tackles
RE	90	Erin Austin	6-2	269	Sr-1L#	Vallejo, Calif. (Laney College/Heritage HS)	32 tackles, 2.5 TFLs for 18 yards, 1.5 sacks for 11 yards, 1 INT for 9 yards, 3 FF, 4 QBH
	98	Joey Noble	6-3	253	Jr-JC#	Cerritos, Calif. (Fullerton JC/Los Alamitos HS)	16 tackles, 1.5 TFLs for 9 yards, 1.0 sacks for 7 yards, 2 QBH
RUSH	20	Jacobi Hearn	5-11	237	Jr-JC	Jackson, Miss. (Mississippi Gulf Coast CC/Clinton HS)	31 tackles, 10.0 TFL for 56 yards, 6.0 sacks for 44 yards
	19	Devin Sanders	6-2	236	So-JC	San Diego, Calif. (San Diego Mesa CC/Mira Mesa HS)	18 tackles, 1.5 sacks for 6 yards, 2.0 TFLs for 7 yards, 1 FF, 1 Blk
MLB	33	Alex Hart	6-3	235	Sr-3L-RS	Prior Lake, Minn. (Prior Lake HS)	63 tackles, 8.0 TFLs for 35 yards, 3.0 sacks for 22 yards, 3 PBU, 1 QBH
	46	Brandon Shook	6-2	231	Jr-1L-RS	Simi Valley, Calif. (Westlake HS/College of the Canyons)	14 tackles, 1 FF, 2 QBH
BUCK	30	Alexander "Moana" Vainikolo	5-11	220	Sr-1L	Kihea, Haw. (Mt. San Antonio JC/Maui HS)	52 tackles, 9.5 TFLs for 62 yards, 2.0 sacks for 25 yards, 1 PBU, 1 QBH
	5	James Lewis	5-11	215	Jr-JC	Tulsa, Okla. (Coffeyville JC/Oklahoma State/Tulsa Memorial HS)	4 tackles
-or-	23	Reco Hannah	6-2	211	Jr-JC	Wedowee, Ala. (Highland CC/Randolph County HS)	9 tackles, 0.5 TFLs for 1 yard
LCB	6	De'John Rogers	5-9	170	Sr-1L	Paramus, N.J. (Monroe College/Paramus Catholic HS)	40 tackles, 8 PBU, 1 FF, 2 FR for 0 yards
	14	Michael Lovett III	6-0	185	Jr-JC	Ft. Wayne, Ind. (Garden City CC/Cabrillo HS)	11 tackles
	12	Antonio Hunt	5-8	164	So-JC	Lancaster, Calif. (College of the Canyons/Valley HS)	2 tackles
SS	9	Jerrick Reed II	5-10	188	So-JC#	Olive Branch, Miss. (MW Mississippi CC/Olive Branch HS)	44 tackles, 3.0 TFLs for 1 yards, 1 INT for 43 yards, 1 TD, 1 PBU, 1 QBH
	13	Nico Bolden	6-3	207	So-1L-RS	Woodbury, Minn. (Woodbury HS)	10 tackles
-or-	11	Kameron Miller	6-2	204	Jr-2L-RS	Las Cruces, N.M. (Las Cruces HS)	18 tackles, 0-5 TFLs for 0 yards
FS	15	Letayveon Beaton	5-9	200	Jr-JC	St. Petersburg, Fla. (Hutchinson CC/Boca Ciega HS)	43 tackles, 2 PBU
	4	Shaddrick Lowery, Jr.	5-9	191	So-JC#	Dania Beach, Fla. (College of the Canyons/American Heritage HS)	0 tackles
STAR	32	Johnny Hernandez	5-10	187	Sr-1L-RS	Temecula, Calif. (Saddleback JC/Great Oak HS)	40 tackles, 1.0 TFLs for 1 yard, 2 PBU, 1 QBH
	21	Brandon Burton	6-1	200	Jr-Tr-RS	Los Angeles, Calif. (UCLA/Junipero Serra HS)	12 tackles, 0.5 TFLs for 0 yards, 1 FR for 0 yards
RCB	8	Donte Martin	5-9	167	Fr-RS	Oxnard, Calif. (Rio Mesa HS)	32 tackles, 2.0 TFLs, for 2 yards, 7 PBU
	28	Tony Collier	5-11	170	Jr-JC	Little Rock, Ark. (College of the Canyons/North Little Rock HS)	3 tackles, 1 PBU
	7	Blair Manly	6-2	205	Sr-3L-RS	Albuquerque, N.M. (Cibola HS)	1 tackle

SPECIAL TEAMS

Pos.	#	Player	Ht.	Wt.	Cl.-Ex.	Hometown (Last School)	2019 Stats
FGs	94	Andrew Shelley	6-1	185	So-1L-RS	Albuquerque, N.M. (Eldorado HS)	10-13 FG (44G, 41G, 27G, 25G, 48G, 49G, 52 FG, 29 WR, 25G, 39G, 48WR, 53SH, 49G), 23-25 XP, 53 pts
	47	Dylan Kelly-Romero	5-10	192	Sr-1SQ-RS	Los Lunas, N.M. (Los Lunas HS)	No attempts
KOs	99	Donovan Murphree	6-2	175	Fr-RS	Ft. Collins, Colo. (Fossil Ridge HS)	42 kickoffs, 2,581 yards, 24 TBs, 1 OB
	47	Dylan Kelly-Romero	5-10	192	Sr-1SQ-RS	Los Lunas, N.M. (Los Lunas HS)	2 kickoffs, 95 yards, 1 TB
P	96	Tyson Dyer	6-2	198	Jr-1L#	Queensland, Australia (Palomar College/Palm Beach Currumbin State HS)	45 punts, 2046 yards, 45.9 avg., long of 63, 28 I20, 4 TB, 16 50+, 41.8 net
	94	Andrew Shelley	6-1	185	So-1L-RS	Albuquerque, N.M. (Eldorado HS)	Has not punted
DS	34	Jared EnRico	6-1	195	Jr-1L	La Mirada, Calif. (La Mirada HS)	6 games started
	48	Aiden Kneller	6-1	206	Fr-HS#	Englewood, Colo. (Cherry Creek HS)	3 games started, 4 games played
Hold	96	Tyson Dyer	6-2	198	Jr-1L#	Queensland, Australia (Palomar College/Palm Beach Currumbin State HS)	9 games started
	12	Brandt Hughes	6-2	226	Jr-JC#	Chico, Calif. (Butte JC/Pleasant Valley HS)	Has not held
KOR	6	Bryson Carroll	5-6	185	So-1SQ-RS	San Antonio, Texas (Roosevelt HS)	6 returns, 210 yards, 35.0 avg, long of 58
	5	Daevon Vigilant	5-7	180	So-1L-2RS	Downey, Calif. (Downey HS)	No Returns
	8	Donte Martin	5-9	167	Fr-RS	Oxnard, Calif. (Rio Mesa HS)	2 returns, 41 yards, 20.5 avg., long of 26
PR	6	De'John Rogers	5-9	70	Sr-1L#	Paramus, N.J. (Monroe College/Paramus Catholic HS)	18 returns, 131 yards, 7.3 average, long of 23
	7	Anselem Umeh	5-11	176	Jr-2L-RS	Bellflower, Calif. (St. John Bosco HS)	No returns

#denotes has redshirt available



MAKING NATIONAL HEADLINES



A study for 2016 showed New Mexico Football had over 10,000 articles in print and on the web in addition to seven games on ESPN, three on ROOT Sports and one on CBS Sports Network



USA
TODAY

Featured Lobo Football in its Bowl Preview Section

Gave Lobo Football an 'A' Rating in its 2016 Report Card

Listed Coach Davie among top 10 for best coaching jobs in 2016



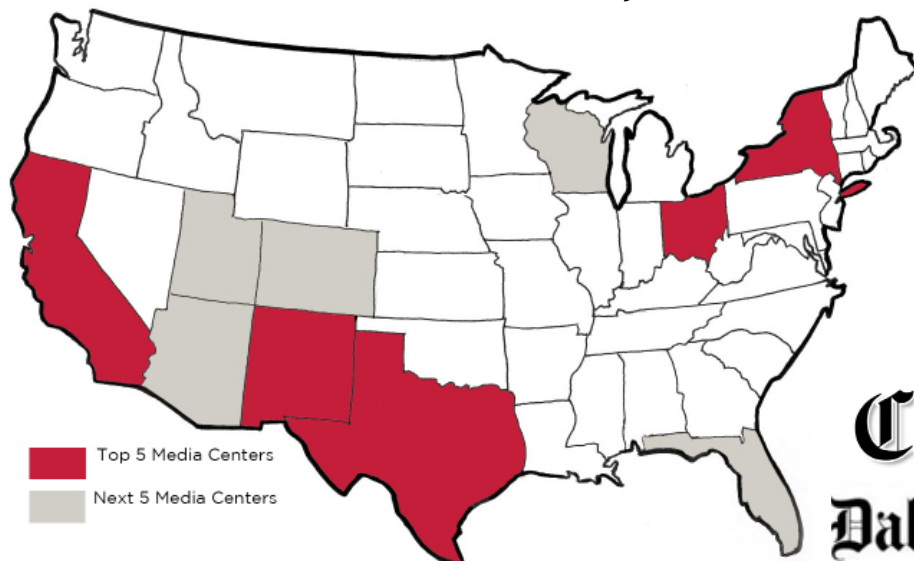
1.39 million viewers for Gildan New Mexico Bowl

Seven games on ESPN, ESPN2 and ESPNU, four in primetime



Numerous articles, including, "New Mexico Football Using Unique Offense in Recent Rise"

The same study showed New Mexico Football's coverage intensity is highest not just in New Mexico, but in media hot spots of California, New York, Texas and Ohio



NY
DAILY NEWS

Chicago Tribune
Dallas Morning News



Lobo Radio Network

Every New Mexico football game is broadcast over the Lobo Radio Network. 770 Kkob-AM in Albuquerque is the flagship. Robert Portnoy is in his seventh season of play-by-play broadcasting with The University of New Mexico. The Lobo Radio Network:

Albuquerque	KKOB-AM	770 AM
Albuquerque	KKOB FM Simulcast	94.5 FM
Aztec	KLJH-FM	96.1 FM
Bloomfield	KLJH-2	107.1FM
Carlsbad	KATK-AM	740 AM
Farmington	KLJH-FM	107.1 FM
Farmington	KLJH-FM	96.1 FM
Farmington	KLJH-1	107.1 FM
Gallup	KYVA-AM	1230 AM
Gallup	KYVA-AM	94.9 FM
Grants	KMIN-AM	980 AM
Hobbs	KWMW-FM	105.1 FM
Las Vegas	KBQL-FM	92.7 FM
Mancos, CO	KLJH-FM	107.9 FM
Pagosa Springs, CO	KLJH-FM	98.3 FM
Santa Fe	KVSF-AM	1400 AM
Ruidoso	KWMW-FM	99.1 FM
Ruidoso	KRUI-AM	1490 AM
Socorro	KYRN-FM	102.1 FM
Window Rock, AZ	KLJH-FM	92.3 FM

Roster Breakdown

2019 LETTERMEN/SQUAD RETURNING (46)

Offense (28): QB (2) Sheriron Jones*, *Tevaka Salanoa-Tuioti** **RB (7)** Bryson Carroll*, Bobby Cole*, Ahmari Davis*, Micah Gray*, Jahvon Jones***, Kentrail Moran*, Daevon Vigilant*, **WR (7)** Q' Drennan**, Jay Griffin IV**, Elijah Lilly***, *Aaron Molina**, Anu Somoye***, Anselem Umeh**, Thomas Vieira***, **TE (3)** Erik Beilman***, Jeffrey Jones, Jr., Marcus Williams**, **OL (9)** Austin Cook*, Chris Estrella**, Radson Jang*, Beau Hott***, Javon Mosley*, Teton Saltes**, Kyle Stapley*, Jarred Sylvester*, David Zavala*

Defense (16): DL (4) Erin Austin*, Aaron Blackwell**, Langston Murray*, Adebayo Soremekun*, **LB (5)** Matthew French*, Alex Hart***, Dylan Horton*, Brandon Shook*, Alexander "Moana" Vainikolo*, **S (4)** Nico Bolden*, Johnny Hernandez*, Kameron Miller**, Patrick Peek*, **CB (3)** Corey Hightower**, Blair Manly**, DeJohn Rogers*

Specialists (2): Tyson Dyer*, Jared EnRico**, Dylan Kelly-Romero*, Andrew Shelley*;

STARTERS RETURNING (15)

Offense (7): QB Lamar Jordan, RB Tyrone Owens, OL Charlie Grammel, OL Aaron Jenkins, TE Marcus Williams TE, WR Q' Drennan, WR Patrick Reed

Defense (6): DL Cody Baker, LB Rhashaun Epting, LB Alex Hart, CB Jalin Burrell, CB D'Angelo Ross, S Bijon Parker

Specialists (2): LS Jared EnRico, LS Lon Hampton

STARTERS LOST (14)

Offense (4): RB Tyrone Owens, WR Delane Hart-Johnson, WR Patrick Reed, OL Aaron Jenkins

Defense (9): DL Cody Baker, MLB Evah Tohi, LB Sitiveni Tamaivana, RUSH Rhashaun Epting, CB Jalin Burrell, CB D'Angelo Ross, S Stanley Barnwell, Jr., S Marcus Hayes, NICK Bijon Parker

Specialists (1): LS Lon Hampton

REDSHIRTS/SQUAD RETURNING (19)

Offense (9): QB (1) Trae Hall **RB (1)** Lawrence "L.O." Johnson **WR (4)** Andrew Erickson, Jonah Leyva, Cedric Patteron III, Reece Wilkinson **OL (3)** Colston Chacon, Brad Murphy, Hayden Wilson

Defense (8): DL (3) Ben Bertram, Louis Harden, Trent Sellers, **LB (3)** Dequez Irving, Xavier Vigil, Josh Woisin; **CB (2)** Donte Martin, Nic Wilson

Specialists (2): John Mitchell, Donovan Murphree

*denotes played during the season and didn't redshirt

italics denotes played in 2018 but earned medical redshirt

The Opening List

When you have a 2-7 record, the one thing you better have is a really good punter, and the Lobos have that in Tyson Dyer. Dyer Has hit 23 of his last 29 punts inside the 20-yard line, and overall he has hit 28 of his 45 punts this season inside the 20-yard line. That's a 62.2% mark of hitting punts inside the 20, and if you think that both numbers are pretty high, you would be right.

Dyer's 28 punts inside the 20-yard line and his percentage of 62.2% of all punts inside the 20 also leads the FBS. Those rankings make for a punting themed Opening List:

Punter	School	Punts	Yards	Avg.	Lg	TB	I20	I20%	Blk	Net	Ret	Ret Yds
Tyson Dyer	UNM	45	2,064	45.9	63	4	28	62.2%	1	41.4	13	80
Blake Hayes	ILL	64	2,877	45.0	70	2	27	42.2%	1	41.0	22	171
Michael Turk	AZST	44	2,072	47.1	75	4	25	56.8%	0	42.5	15	123
Joseph Charlton	SCAR	53	2,562	48.3	66	5	24	45.3%	0	43.5	10	159
Adam Korsak	RUT	53	2,364	44.6	69	1	24	45.3%	0	42.6	15	87
Blake Gillikin	PSU	46	1,950	42.4	62	4	24	52.2%	1	39.1	15	30
Sterling Hofrichter	SYR	54	2,444	45.3	65	2	23	42.6%	0	44.2	10	17
Harrison Smith	VAN	62	2,734	44.1	66	5	22	35.5%	0	40.1	23	147
Kyle Kramer	MIOH	55	2,434	44.3	59	6	22	40.0%	0	38.2	17	212
Brandon Heicklen	SDSU	52	2,343	45.1	59	4	21	40.4%	0	40.2	20	170
Jordy Sandy	TCU	44	1,652	37.5	55	3	21	47.8%	0	36.1	4	3
Dane Roy	HOU	42	1,983	47.2	69	1	21	50.0%	0	43.5	15	134
Max Duffy	KY	41	1,992	48.6	70	4	21	51.2%	0	45.6	8	42

Additionally, Dyer's 45.9 average would be just off the Lobo record for single-season punting, and he is now is over 100 career punts, which makes him eligible for the Lobo career record. Dyer is averaging 44.9 yards per punt for his career, and he as of right now would just be short the current career-record holder of Corey Bojorquez. Dyer currently is averaging 44.9 for his career and Bojorquez is averaged 45.2. Additionally, Dyer is fourth among all active punters in career punting:

Rk.	Player, School	Div	Cl.	Pos.	Gms.	Punts	Yards.	Avg.
1	Ryan Stonehouse , Colorado St.	FBS	Jr.	P	34	150	7,068	47.1
2	Max Duffy , Kentucky	FBS	Jr.	P	21	101	4,679	46.3
3	Joseph Charlton , South Carolina	FBS	Sr.	K	36	156	7,104	45.5
4	Tyson Dyer , New Mexico	FBS	Jr.	P	21	119	5,342	44.9
5	Zach Von Ronseberg , LSU	FBS	Jr.	P	33	117	5,169	44.2

This List Keeps Growing. It Shouldn't Keep Growing. It Keeps Growing

There are 22 starting positions on offense or defense that you can have, and after a couple of starting lineup changes for UNM, the Lobos have added to a rather odd stat. Of the 22 starting positions on a football field, through nine games, UNM has used at least three different starters in nine of those 22 positions. Of those nine, six of them are on offense, including four of the six skill positions.

New Mexico has started more players than all but two FBS teams in the nation, so this sort of makes sense, but here are the nine positions where New Mexico has started at least three players:

QB (3) - Brandt Hughes (1), Sheriron Jones (3), Tevaka Tuioti (5)

RB (3) - Ahmari Davis (5), Jahvon Jones (1), Bryson Carroll (3)

Slot (3) - Jay Griffin (2), Elijah Lilly (1), Emmanuel Logan-Greene (4)

LG (3) - Chris Estrella (6), David Zavala (2), Cade Briggs (1)

RG (3) - Jacob Jankoviak (5), Cade Briggs (3), David Zavala (1)

WR-X (3) - Anselem Umeh (5), Aaron Molina (3), Anu Somoye (1)

NT (5) - Aaron Blackwell (1), Adebayo Soremekun (1), Ben Gansallo (2), Nahje Flowers (4), Erin Austin (1)

SS (3) - Patrick Peek (3), Jerrick Reed II (5), Nico Bolden (1)

STAR (3) - Johnny Hernandez (6), Jerrick Reed (2), Brandon Burton (1)

Multiples

For the fifth straight game, the Lobos recorded multiple sacks. Alexander "Moana" Vainikolo and Alex Hart each had a sack, and for UNM that gave the team 20 sacks on the season.

The only game of the nine this year when UNM didn't record a single sack was against Liberty, and UNM has

NEW MEXICO VS. BOISE STATE STAT COMPARISON

UNM	Category	BSU
23.4	Points Per Game For	35.4
35.8	Points Per Game Against	22.7
188	First Downs	212
359	Rushing Attempts	350
1802	Rushing Yards	1517
5.0	Average Per Rush	4.3
200.2	Average Per Game	168.6
16	Rushing TDs	19
131-270-13	Passing (Comp-Att-Int)	187-303-7
48.5%	Completion Pct.	61.7%
1968	Passing Yards	2522
218.7	Average Per Game	280.2
9	TD Passes	19
3770	Total Offense	4039
6.0	Avg. Per Play	6.2
418.9	Avg Per Game	448.8
14-6	Fumbles-Lost	17-6
-1.33	Turnover margin/game	+0.22
46-41.8	Punts-Net Avg	38-36.9
43/128 (34%)	Third Down Conversion	60/129 (47%)
5/13 (38%)	Fourth Down Conversion	4/9 (44%)
28:45	Average time of possession	31:12
20-142	Sacks-Yards	25-141



Lobos in the NCAA

Stat	Rank	Value
Total Offense	54	418.9
Rushing Offense	34	200.2
Passing Offense	81	218.7
Team Passing Efficiency	115	111.12
Scoring Offense	102	23.4
Total Defense	128	490.1
Rushing Defense	55	149.7
Passing Yards Allowed	130	340.4
Team Passing Efficiency Defense	126	161.03
Scoring Defense	120	35.8
Turnover Margin	126	-1.33
3rd Down Conversion Pct	116	0.336
4th Down Conversion Pct	110	0.385
3rd Down Conversion Pct Defense	T-61	0.381
4th Down Conversion Pct Defense	T-112	0.667
Red Zone Offense	122	0.700
Red Zone Defense	T-46	0.810
Net Punting	17	41.83
Punt Returns	70	7.28
Kickoff Returns	12	26.20
First Downs Offense	T-53	189
First Downs Defense	T-114	205
Fewest Penalties Per Game	104	7.33
Fewest Penalty Yards Per Game	106	66.67
Time of Possession	96	28:44

Individual Leaders

Stat	Player	Value
All Purpose Yards	Ahmari Davis	886
Field goals made	Andrew Shelley	10
Interceptions	Erin Austin	1
	Jerrick Reed II	1
Passing Eff.	Tevaka Tuioti	123.37
Points Scored	Andrew Shelley	53
Punting Average	Tyson Dyer	45.9
Punt Ret Yards	De'John Rogers	131
Receptions	Marcus Williams	23
Receiving Yards	Jordan Kress	449
Rushing Net Yards	Ahmari Davis	823
Sacks	Jacobi Hearn	6.0
Tackles	Alex Hart	63
Total Offense	Tevaka Tuioti	1,414

Season Honors

Erin Austin - DL
PFF Mountain West Team of the Week - Week 5

Aaron Blackwell - DT
Phil Steele Preseason Second Team
Athlon Preseason Third Team

Tyson Dyer - P
Phil Steele Preseason Third Team
Athlon Preseason Third Team

Ahmari Davis - RB
PFF Mountain West Team of the Week - Week 4

Jay Griffin IV - WR
Earl Campbell Tyler Rose Award Watch List

Alex Hart - LB
Athlon Preseason Fourth Team

Elijah Lilly - KR
Athlon Preseason Fourth Team

De'John Rogers - CB
PFF Mountain West Team of the Week - Week 5

Teton Saltes - T
Phil Steele Preseason Third Team
Athlon Preseason Third Team
PFF Mountain West Team of the Week - Week 4

Andrew Shelley - K
Phil Steele Preseason Fourth Team
Athlon Preseason Fourth Team

Kyle Stapley - C
Athlon Preseason Fourth Team
Rimington Preseason Watch List

Marcus Williams - TE
Athlon Preseason Third Team
PFF Mountain West Team of the Week - Week 1
PFF Mountain West Team of the Week - Week 4

Trent Sellers - DL
PFF Mountain West Team of the Week - Week 1

had multiple sacks in seven of the nine.

The 24 yards lost were tied for the second-most this season, behind the 26 yards lost against San Jose State, but those came in three sacks.

UNM would need a big finish to get to 30 sacks, as it's 10 away. UNM has only hit 30 sacks in a season once since 2006, and that was in 2015, when UNM had 30 sacks over a 13-game season.

We Knew All 22...

In a perfect world for a football coach, you have 22 starters, 11 on the offense and 11 on the defense. Through the first seven of the season, New Mexico has certainly not started just 22 players. In fact, it's nearly double.

UNM has started 21 different players on offense and 19 different ones on defense, meaning that Bob Davie has started 40 different players, quite the trick when the team has used 80 players this season, meaning that half of the players used by UNM have started on either offense or defense. UNM on offense has started three quarterbacks, three running backs, two tight ends, six receivers and seven offensive linemen. On defense, UNM has used six defensive linemen, four linebackers and nine defensive backs.

Here is a listing of the teams that have used the most different starters on offense and defense (Yes kickers and punters are people too, but they aren't included on this list).

Old Dominion	47
BYU	47
NC State	45
Tennessee	43
UMass	43
Wyoming	42
Troy	41
New Mexico	41
Fresno State	41
West Virginia	41
USC	40
Houston	40
Coastal Carolina	40
TCU	40
Oregon State	39
Akron	39

The Reverse SID Jinx Works and I'm Available for Parties

Two weeks ago in this space, it was noted that after UNM's two turnovers against Hawai'i (a first quarter interception and a four quarter interception), that UNM had committed at least one turnover in seven straight games, with the only game without a turnover the season opener against Sam Houston State. Since Sam Houston State plays in the FCS, that meant UNM had suffered at least one giveaway in 25 straight FBS contests. The last time that UNM did not turn the ball over against an FBS team was on September 30, 2017 when UNM didn't have a turnover in a 56-38 win over Air Force.

While jinxes aren't real, it's interesting that against Nevada, UNM did not commit a single turnover, ending the FBS giveaway streak at 25 games.

UNM also didn't get a turnover of its own. That was just the third game this season that UNM didn't get one. The Lobos have just seven takeaways on the season.

Davis Is a Dream at Dreamstyle

Ahmari Davis has been one of the nation's best rushers. He is currently 22nd nationally averaging 102.9 yards per game, and he is one of 27 players that currently average 100 yards or more a game on the ground. But where Davis has really shined is at home. While he is averaging a respectable 76.6 yards per game on the ground in UNM's five road games, he has been unbelievable at Dreamstyle Stadium.

The senior back has averaged a ridiculous 146.7 yards per game in his three home games (and Bryson Carroll had 193 in his absence against Colorado State). That 146.7 is third nationally among all FBS players for the best home rushing average in the nation. He only trails Chuba Hubbard of Oklahoma State and Wisconsin's Jonathan Taylor. Here's the top 10:

Turnover Table

2018	Takeaways	Pts.	Giveaways	Pts.
UIW	2	7	2	3
at WIS	2	0	3	21
at NMSU	5	21	2	7
LIB	1	3	4	14
at UNLV	2	14	1	0
at CSU	0	0	1	7
FS	0	0	1	7
at USU	3	6	5	13
SDSU	3	16	1	7
at AFA	3	7	2	14
BSU	0	0	3	21
WYO	1	0	1	0
Total	22	74	26	114

UNM Turnover Margin: -4

UNM TO Scoring Margin: -40 (UNM 12-of-22, Opp 18-of-26)

2019	Takeaways	Pts.	Giveaways	Pts.
SHSU	1	3	0	0
at UND	0	0	4	28
NMSU	1	7	1	7
at LIB	1	0	2	0
at SJSU	1	0	6	16
CSU	2	8	3	7
at WYO	0	0	1	7
HAW	1	7	2	7
at NEV	0	0	0	0
at BSU				
AFA				
USU				
Total	7	25	19	72

UNM Turnover Margin: -12

UNM TO Scoring Margin: -47 (UNM 4-of-7, Opp 12-of-19)

Hidden Stat of the Day

146.7

That's what Ahmari Davis averages rushing at home. In his three home games, having missed against Colorado State, he has rushed 60 times for 440 yards and six touchdowns. He is averaging 7.33 yards per carry at home.



Associated Press Poll (11/10/2019)

Pl.	Team (First-place votes)	Record	Pts.	Prev.
1	LSU (54)	9-0	1,542	1
2	Ohio State (5)	9-0	1,480	3
3	Clemson (3)	10-0	1,441	4
4	Alabama	8-1	1,312	2
5	Georgia	8-1	1,267	6
6	Oregon	8-1	1,224	7
7	Minnesota	9-0	1,164	13
8	Utah	8-1	1,099	8
9	Penn State	8-1	1,003	5
10	Oklahoma	8-1	1,000	9
11	Florida	8-2	934	10
12	Baylor	9-0	932	11
13	Auburn	7-2	871	12
14	Michigan	7-2	744	14
15	Wisconsin	7-2	657	16
16	Notre Dame	7-2	593	15
17	Cincinnati	8-1	567	17
18	Memphis	8-1	510	19
19	Boise State	8-1	371	21
20	SMU	9-1	346	23
21	Navy	7-1	228	25
22	Texas	6-3	199	NR
23	Iowa	6-3	197	18
24	Indiana	7-2	108	NR
25	Oklahoma State	6-3	77	NR

Others receiving votes: Appalachian State 73, Kansas State 67, Texas A&M 42, Wake Forest 38, Louisiana Tech 25, Virginia 12, **San Diego State 7**, Iowa State 4, Virginia Tech 4, Washington 3, Pittsburgh 2, UCF 2, **Air Force 2**, USC 1, Illinois 1, North Dakota State 1

Amway/USA Today Coaches Poll (11/10/2019)

Pl.	Team (First-place votes)	Record	Pts.	Prev.
1	LSU (55)	9-0	1,591	2
2	Ohio State (5)	9-0	1,523	4
3	Clemson (4)	10-0	1,491	3
4	Alabama	8-1	1,356	1
5	Georgia	8-1	1,327	6
6	Oregon	8-1	1,269	7
7	Minnesota	9-0	1,154	13
8	Oklahoma	8-1	1,128	8
9	Utah	8-1	1,096	9
10	Baylor	9-0	1,028	10
11	Penn State	8-1	942	5
12	Florida	8-2	937	11
13	Auburn	7-2	863	12
14	Michigan	7-2	731	14
15	Wisconsin	7-2	670	16
16	Notre Dame	7-2	659	15
17	Cincinnati	8-1	590	17
18	Memphis	8-1	517	19
19	Boise State	8-1	452	21
20	SMU	9-1	326	23
21	Navy	7-1	249	25
22	Iowa	6-3	187	18
23	Texas	6-3	163	NR
24	Appalachian State	8-1	133	NR
25	Indiana	7-2	123	NR

Others receiving votes: Oklahoma State 49; Wake Forest 45; Louisiana Tech 43; Kansas State 38; **San Diego State 32**; Texas A&M 31; **Air Force 25**; Virginia Tech 17; Virginia 12; **Wyoming 1**; **UL Lafayette 1**; Central Florida 1.

Name	Team	Yr	Pos	G	Att	Yards	Avg	TD	Att/G	Yards/G
1	Chuba Hubbard	Okla St	SO	RB	4	85	734	8.64	6	21.25
2	Jonathan Taylor	Wisconsin	JR	RB	6	144	940	6.53	12	24.00
3	Ahmari Davis	New Mexico	SR	RB	3	60	440	7.33	6	20.00
4	AJ Dillon	BC	JR	RB	6	164	865	5.27	7	27.33
5	Jonathan Ward	C Mich	SR	RB	4	72	559	7.76	6	18.00
6	LeVante Bellamy	W Mich	SR	RB	6	128	820	6.41	14	21.33
7	Javian Hawkins	Louisville	FR	RB	5	109	682	6.26	4	21.80
8	Tra Barnett	Georgia St	SR	RB	4	74	541	7.31	5	18.50
9	Tre Harbison	N Illinois	JR	RB	3	76	403	5.30	4	25.33
10	Bryant Koback	Toledo	SO	RB	5	102	653	6.40	6	20.40

He Covered a Wide Expanse of Ocean and Sea

The name "Moana" means "ocean, wide expanse of water, deep sea" in Maori and Hawaiian. On Saturday, Alexander "Moana" Vainikolo lived up to his nickname, and the way he was playing, he could have actually covered a wide expanse, as his stats showed.

Vainikolo was in one a team-best 10 tackles, but of those, five went for losses. He officially had four solo TFLs (one which was a sack), and an assisted TFL, giving him 4.5 TFLs for 32 yards in losses.

How great a day was it for the man they call simply "Mo"? His 4.5 tackles for loss would have been the sixth-best game out of nine for UNM, and the 32 yards in losses would have been the fourth-best. Just the week before against Hawai'i UNM as a team had three TFLs for just 13 yards.

Overall, the 4.5 TFLs was good for a tie for the fourth-most in a single-game this season, and on the day it trailed on Miami's Gregory Rousseau, who recorded 5.0 TFLs against Florida State.

The 4.5 TFLs is the best in the Mountain West, topping the 4.0 by Air Force's Demonte Meeks that he recorded against Hawai'i on October 19. Here are the top single-games in terms of TFLs in the FBS this season:

Rank	Player	Cl	Pos	vs. Opponent	Game Date	STFL	ATFL	TFL
1	Gregory Rousseau, Miami (FL) (ACC)	Fr.	DL	Florida St.	11/02/2019	5	0	5.0
1	Chase Young, Ohio St. (Big Ten)	Jr.	DL	Wisconsin	10/26/2019	5	0	5.0
1	Josh Uche, Michigan (Big Ten)	Sr.	LB	Illinois	10/12/2019	5	0	5.0
4	Joe Tryon, Washington (Pac-12)	So.	LB	Oregon St.	11/08/2019	4	1	4.5
4	Alexander Vainikolo, New Mexico (Mountain West)	Sr.	LB	Nevada	11/02/2019	4	1	4.5
4	Darius Hodge, Marshall (C-USA)	So.	DL	Old Dominion	10/12/2019	4	1	4.5
4	Sean Adesanya, Central Mich. (MAC)	Sr.	DL	Akron	09/14/2019	4	1	4.5
4	Blaze Alldredge, Rice (C-USA)	Jr.	LB	Texas	09/14/2019	4	1	4.5
4	Carlton Martial, Troy (Sun Belt)	So.	LB	Southern Miss.	09/14/2019	4	1	4.5

Speaking of Being Second Nationally

While UNM's offense has struggled of late, on guy that is not struggling at all is Jordan Kress. For the third straight game, Kress caught four passes, and that is an important streak, because it pushed Kress up to 18 catches on the season, and that's in nine game so he now qualifies for the NCAA stats.

Kress has 449 yards for his 18 catches, and that comes out to 24.94 yards per catch. That total is good for second nationally in yards per catch, behind only Antonio Gibson of Memphis. Kress is just seven yards out of first place.

Pl	Name	School	Cl	Pos	Gm	Rec	Yds	YPC	TD	RPG	YPG
1	Antonio Gibson	Memphis	SR	WR	9	19	481	25.32	6	2.1	53.4
2	Jordan Kress	New Mexico	JR	WR	9	18	449	24.94	4	2.0	49.9
3	Geraud Sanders	Air Force	SR	WR	9	21	498	23.71	4	2.3	55.3
4	Tarique Milton	Iowa State	SO	WR	9	26	591	22.73	3	2.9	65.7
5	CeeDee Lamb	Oklahoma	JR	WR	9	44	983	22.34	13	4.9	109.2
6	Rashod Bateman	Minnesota	SO	WR	9	38	847	22.29	7	4.2	94.1
7	Marquez Callaway	Tennessee	SR	WR	10	22	487	22.14	5	2.2	48.7
8	Jyaire Shorter	N Texas	FR	WR	10	20	427	21.35	8	2.0	42.7
9	Charleston Rambo	Oklahoma	SO	WR	9	27	574	21.26	5	3.0	63.8
10	Dyami Brown	N Carolina	SO	WR	9	32	679	21.22	8	3.6	75.4

We Need More Takeaways

That would be because, as noted above, UNM has picked up just seven of them, taking away five fumbles and two interceptions. With three games left, the Lobos need to get at least three more to avoid having the fewest takeaways in school history. The lowest single-year total was 10, set in 2013 when UNM had four interceptions and six fumble recoveries.

UNM's two interceptions would be the fewest in school history. The Lobos picked off three passes in 1995 (on 282 attempts) and in 2011 (on 336 attempts). This year opponents have attempted 338 passes. As far as fumble recoveries, the five would tie the fewest taken away, tying with the 2005 and 2016.

Nahje Flowers

UNM defensive lineman Nahje Flowers sadly passed away on the morning of Tuesday, November 5. The 21-year old had played in six games at nose tackle, starting four, and he was slated to start against Air Force the week of his passing. UNM's game with Air Force was postponed until November 23, and the team held a private memorial service officiated by Pastor Drew Hodge on Friday, November 8 in the Lobo team room. There were over 150 in attendance, including invited guests.



Career Starts

OFFENSE

QB's	'15	'16	'17	'18	'19	Total
4 Sheriron Jones	-	-	-	7	3	10
8 Tevaka Tuioti	-	-	1	3	5	9
12 Brandt Hughes	-	-	-	-	1	1

RB's	'15	'16	'17	'18	'19	Total
28 Ahmari Davis	-	-	-	0	5	5
6 Bryson Carroll	-	-	-	0	3	3
33 Javohn Jones	-	-	-	0	0	1

TE's	'15	'16	'17	'18	'19	Total
88 Marcus Williams	-	-	6	6	9	21
84 Erik Beilman	-	-	0	0	0	2
82 Jeffrey Jones, Jr.	-	-	-	-	1	1

WR's	'15	'16	'17	'18	'19	Total
23 Jay Griffin IV	-	-	4	10	2	16
7 Anselem Umeh	-	-	-	0	9	15
8 Q' Drennan	-	-	0	12	0	12

OL	'15	'16	'17	'18	'19	Total
50 Teton Saltes	-	-	2	12	9	23
79 Chris Estrella	-	-	3	12	7	22
64 Kyle Stapley	-	-	-	12	9	21

DB's	'15	'16	'17	'18	'19	Total
78 Javon Mosely	-	-	-	-	8	8
76 Jarred Sylvester	-	-	-	6	0	6
66 Jacob Jankoviak	-	-	-	-	5	5

OL	'15	'16	'17	'18	'19	Total
73 Cade Briggs	-	-	-	-	4	4
71 David Zavala	-	-	-	0	3	3

DEFENSE	'15	'16	'17	'18	'19	Total
DL	'15	'16	'17	'18	'19	Total
52 Aaron Blackwell	-	-	4	12	1	17
93 Nahje Flowers	-	-	-	11	4	15

90 Erin Austin	-	-	-	0	8	8
84 Trent Sellers	-	-	-	0	7	7
95 Adebayo Soremekun	-	-	-	0	3	3
99 Ben Gansallo	-	-	-	-	3	3

LB's	'15	'16	'17	'18	'19	Total
33 Alex Hart	-	0	1	12	3	25
30 Alexander "Moana" Vainikolo	-	-	-	0	9	9
20 Jacobi Hearn	-	-	-	-	5	5

46 Brandon Shook	-	-	-	4	0	4
18 Dylan Horton	-	-	-	0	4	4
DB's	'15	'16	'17	'18	'19	Total
6 De'John Rogers	-	-	-	3	9	12

8 Donte Martin	-	-	-	0	9	9
15 Letayveon Beaton	-	-	-	-	8	8
9 Jerick Reed II	-	-	-	-	6	6
12 Patrick Peek	-	-	-	1	4	5

32 Johnny Hernandez	-	-	-	0	5	5
21 Brandon Burton	-	-	-	-	3	3
11 Kameron Miller	-	-	-	0	0	1
13 Nico Bolden	-	-	-	0	1	1

Lobos in the NFL

Jason Sanders **Miami Dolphins** **Kicker**
Sanders is in his second season with Miami after getting drafted in the seventh round by Miami. He is 47-for-48 on extra points in his career and 27-for-33 on field goals, with a long of 54. He has hit 79 of 101 kickoffs for touchbacks. He was named to the PFWA 2018 All-Rookie Team.

Corey Bojorquez **Buffalo Bills** **Punter**
Bojorquez is in his second season with Buffalo. He spent the 2018 camp with New England after earning an invite to tryout camp and then getting signed to a free agent contract. He averaged 45.1 yards per punt in his first season, and 22 of 45 punts inside the 20 with a long of 60 yards. For his career he is averaging 44.1 yards per punt with 41 of 87 punts inside the 20.

D'Angelo Ross **New England Patriots** **Defensive Back**
Ross is in his first season after signing a free agent contract with the New England Patriots. He is currently on the injured list.

Flipping the Switch

Through the first three games of the season, UNM struggled with "sudden change", when the team turns the ball over and the defense is called upon to quickly come on the field. The Lobos turned the ball over five times in the first three games, four times at Notre Dame and once against New Mexico State. All five of those turnovers turned into a touchdown, and going back to the San Diego State game last year, it meant that of UNM's previous 12 turnovers, 11 turned into opponent touchdowns.

UNM's defense has turned that around in the last six weeks, as the offense has turned the ball over 14 times, and the defense has allowed just six scores, and only three touchdowns (one of the giveaways was a pick six that isn't counted here). That's despite a turnover at the Lobo 25-yard line and two turnovers inside the Lobo 5-yard line.

Tuioti's 200

Tevaka Tuioti threw for 237 yards in the loss at Nevada, and while he didn't throw a touchdown, the 237 is significant. As UNM was in an option offense until last season, getting to 200 yards passing wasn't a regular occurrence, but it marked the third time this season that Tuioti hit the 200-yard mark.

He had 355 against New Mexico State, and then he had 297 against Hawai'i last week. With the three 200-yard passing games in the same season, Tuioti is the first Lobo quarterback with three 200-yard passing games in the same season in the Bob Davie era, and he is the first since B.R. Holbrook threw for 200 yards three times in 2011 (289 vs. Sam Houston State, 265 vs. New Mexico State, 274 at UNLV).

The last time a Lobo quarterback threw for more than 200 yards more than three times in a season was in 2009 when Donovan Porterie did it seven times.

Additionally, it was the fourth time this season that a Lobo quarterback threw for 200 yards in a game, as Brandt Hughes threw for 219 yards in the first half against Sam Houston State before suffering a season-ending injury.

Posting This For Mike Corey's Ease of Access

Here are the top rushing games in school history, and since two of them have happened at home this season, we will just leave this here for ease of reference for the TV announcers.

SINGLE GAME YARDS

	Yds.	Player	Year
1.	338	Kasey Carrier vs. Air Force	10/20/2012
2.	291	Kasey Carrier vs. UTEP	9/7/2013
3.	265	Quincy Wright vs. Weber State	8/31/2002
4.	242	DonTrell Moore vs. Colorado St.	11/7/2003
5.	236	Mike Williams vs. UTEP	11/5/1977
6.	232	Reginal Johnson vs. Tulsa	11/2/1996
7.	218	David Bookert vs. Wyoming	10/26/1968
	218	Fred Henry vs. Utah	11/6/1971
9.	217	Teriyon Gipson vs. Wyoming	11/26/2016
10.	210	Rodney Ferguson vs. San Diego St.	11/25/2006
11.	208	Fred Henry vs. Utah	9/26/1970
12.	206	Mike Williams vs. Utah	11/6/1976
13.	205	Teriyon Gipson vs. Boise State	11/8/2014
14.	200	Ahmari Davis vs. Hawai'i	10/26/2019
15.	196	Jimmy Sayers vs. Wyoming	10/4/1980
16.	193	Bryson Carroll vs. Colorado State	10/26/2019
15.	192	Kasey Carrier vs. UNLV	9/28/2013
16.	191	Willie Turrall vs. Utah	11/9/1985
	191	Kasey Carrier vs. Texas State	10/6/2012

Briggs Flipped

About a month ago, Cade Briggs became the first true freshman to start on either offense or defense for UNM when he started at left guard for the Lobos against San Jose State. Now, he's the only true freshman to start in two positions.

Briggs on October 11 against Colorado State started against the Rams at right guard as Chris Estrella returned to left guard with the return of Javon Mosely to left tackle. He has now started three in a row at right guard.

Briggs became the third true freshman to "start" a game, as Aiden Kneller has now started three games as the long snapper, and Chad Alexander has started the last three games as a true freshman.

Kneller and Alexander have not played in more than four games, so both are eligible to redshirt the season.

Special Teams Tackles (2019)

Player	Total	KO	Punt
Latayveon Beaton	4	0	4
Reco Hannah	4	1	3
Michael LoVett III	3	3	0
Antonio Hunt	2	2	0
Patrick Peek	2	2	0
Nico Bolden	2	1	1
Jared EnRico	2	0	2
Anu Somoye	2	2	0
Devin Sanders	1	0	1
Jerick Reed II	1	1	0
Marcus Williams	1	0	1
Kameron Miller	1	0	1
Tony Collier	1	0	1
Bobby Cole	1	1	0
Johnny Hernandez	1	0	0
Total	28	14	14

Beauty Tip of the Week

\$5,000

That's the money raised for the Lobo Scholarship Fund when booster Dee Dennis got the winning bid for Kyle Stapley to shave his beard of over three years. The offensive line, and Dennis, did the honors.





Record Watch

SINGLE GAME -TOTAL OFFENSE

Yds.	Player	Year
1. 594	Jeremy Leach vs. Utah	11/11/1989
2. 514	Ned James vs. Wyoming	11/1/1986
3. 501	Billy Rucker vs. San Diego State	9/27/1986
4. 487	Billy Rucker vs. Wyoming	11/16/1985
5. 464	Stoney Case vs. TCU	9/10/1994
6. 440	Brad Wright vs. Texas Tech	10/14/1978
7. 414	Tevaka Tuioti vs. New Mexico State	9/21/2019
8. 413	Stoney Case vs. Colorado State	10/1/1994
9. 410	Casey Kelly vs. UNLV	11/1/2003
10. 404	Jeremy Leach vs. Hawai'i	9/14/1991

SINGLE GAME YARDAGE

Yds.	Player	Year
1. 622	Jeremy Leach vs. Utah	11/11/1989
2. 490	Billy Rucker vs. San Diego State	9/27/1986
3. 458	Billy Rucker vs. Wyoming	11/16/1985
4. 452	Brad Wright vs. Texas Tech	10/14/1978
5. 427	Jeremy Leach vs. Hawai'i	9/14/1991
6. 408	Barry Garrison vs. Hawai'i	10/10/1987
408	Casey Kelly vs. UNLV	11/1/2003
8. 406	Ned James vs. Wyoming	11/1/1986
9. 403	Stoney Case vs. TCU	9/10/1994
10. 393	Stoney Case vs. Air Force	11/2/1991
11. 390	Jeremy Leach vs. New Mexico State	9/10/1988
12. 385	Jeremy Leach vs. Akron	9/24/1988
13. 376	Jeremy Leach vs. San Diego State	11/4/1989
376	Terry Stone vs. BYU	9/23/1967
15. 375	Stoney Case vs. BYU	9/24/1994
375	Barry Garrison vs. Utah	9/5/1987
17. 370	Jeremy Leach vs. Tulsa	9/23/1989
18. 368	Barry Garrison vs. BYU	9/26/1987
19. 365	Jeremy Leach vs. Texas Tech	9/16/1989
20. 363	Stoney Case vs. Colorado State	10/1/1994
21. 359	Graham Leigh vs. San Diego State	10/17/1998
22. 358	Billy Rucker vs. New Mexico State	9/14/1985
23. 355	Tevaka Tuioti vs. New Mexico State	9/21/2019
24. 354	Donovan Porter vs. Nevada	12/22/2007
25. 351	Donald Sellers vs. San Diego State	11/4/1995
351	Stoney Case vs. BYU	10/26/1991
351	Steve Myer vs. Arizona	10/25/1975

Lobo Walk Ons

Here are the Lobo Walk-ons by position that are on the active roster:

QB (1)	Connor Genal, Santa Fe Springs, Calif. (St. Paul HS)
TE (1)	Kyle Hester, Gilbert, Ariz. (Highland HS)
RB (0)	None
WR (3)	Nick Foster, Orinda, Calif. (Santa Barbara CC/Miramonte HS) Jonah Levyva, Carlsbad, N.M. (Carlsbad HS) Reece Wilkinson, Albuquerque, N.M. (La Cueva HS)
OL (3)	Colston Chacon, La Habra, Calif. (Corona Del Mar HS) Daniel Hammons, Joshua, Texas (West Texas A&M/Godley HS) Brad Murphy, Morgan Hill, Calif. (CC of San Francisco/Valley Christian HS)
TE (1)	Tayo Regenold, Santa Fe, N.M. (St. Michael's HS)
P (1)	Dequez Irving, Wichita, Kan. (Wichita East HS)
K (2)	John Mitchell III, Great Falls, Va. (OLOGC HS) Dylan Kelly-Romero, Los Lunas, N.M. (Los Lunas HS)
LS (1)	Donovan Murphree, Ft. Collins, Colo. (Fossil Ridge HS)
DL (4)	Aiden Kneller, Englewood, Colo. (Cherry Creek HS) Ben Bertram, Albuquerque, N.M. (Sandia HS) Louis Harden, San Clemente, Calif. (San Clemente HS) Emmanuel Malek, Arlington, Texas (Sam Houston HS)
S (1)	Harshan Sachdeva, Bakersfield, Calif. (Stockdale HS)
LB (2)	Ryan Romero, Rancho Santa Margarita, Calif. (Tesoro HS) Matt French, Crestview, Fla (Crestview HS) Josh Woisin, Albuquerque, N.M. (La Cueva HS)

Lobo Captains

UNM's captains for 2019 are Alex Hart, Trent Sellers, Kyle Stapley and Aaron Blackwell. With the selection of Hart, he becomes just the third three-time captain in the history of Lobo Football, having served as a captain in both 2017 and 2018. Ironically, he was a teammate of the other two, as Lamar Jordan (2014-16) and Dakota Cox (2014-16) also were three-time captains.

Scorigami Update

Scorigami is a concept originally thought up by Jon Bois for the NFL. A scorigami is a score that has never happened before. In terms of Lobo scorigami, UNM has had two of its five games end in scorigami this season.

For the third time this season, the Lobos had Lobo Scorigami, as now game in the history of the school had ever finished 45-31.

Sam Houston State	39-31	Lobo Scorigami
at Notre Dame	14-66	No Scorigami (happened 1x before, in 1982, a 66-14 in vs. New Mexico State)
New Mexico State	55-52	Lobo Scorigami
at Liberty	10-17	No Scorigami (happened 2x before, last in 1991 on the same date, a 17-10 win vs. New Mexico St.)
at San Jose State	21-32	No Scorigami (happened 1x before, in 1974, 32-21 win at Wyoming)
Colorado State	21-35	No Scorigami (happened 2x before, last in 1992, a 35-21 loss at Wyoming)
at Wyoming	10-23	No Scorigami (happened 1x before, last in 2008, a 23-10 loss at Air Force)
Hawai'i	45-31	Lobo Scorigami
at Nevada	10-21	No Scorigami (happened 2x before, last in 1981, a 21-10 loss at Houston)

Not a Good Streak

For the fourth straight season, UNM has suffered a quarterback injury in the months of August of September. Brandt Hughes injured his shoulder in the opening half against Sam Houston State and was replaced by Sheriron Jones. It marked the fourth straight season this has happened in August or September.

Last year Tevaka Tuioti was knocked out of the Wisconsin game, giving way to Sheriron Jones (it happened two weeks later against Liberty as well). In 2017, Lamar Jordan was knocked out of the game in Boise on September 14, giving way to Coltin Gerhart. In 2016, Austin Apodaca was injured in the September 17 game at Rutgers, and Lamar Jordan replaced him.

The last time UNM escaped September unscathed was in 2015 when Lamar Jordan started 12 of 13 games, with the one switch a coaches decision.

History

When Tevaka Tuioti started against New Mexico State, it marked three different starting quarterbacks in the first three games of the season. It had never happened in the history of UNM football, as far back as records go for such things (the last 1950s).

Still Clean After All These Plays

The Lobo offensive line was the final team in the FBS to allow a sack, and the team has allowed 10 for the year. UNM currently is tied for seventh in the nation in fewest sacks allowed with eight. The Lobos have been led by Rimington candidate Kyle Stapley, who has allowed just one sack, one hit and two hurries in 278 pass blocking sequences. His pass blocking efficiency rating according to Pro Football Focus is 99.2% and that's the third-best mark in the Mountain West among all linemen with 250 pass blocks and 400 total snaps.

2018 Lobos Set Program Record for Scholar-Athletes

The Lobo football team had an amazing year academically in 2018-19, and that bore out in several ways, but perhaps the most pertinent is with the Mountain West Scholar-Athlete Program.

The Lobos had 14 student-athletes named to the Mountain West 2018-19 Scholar-Athlete list, and the 14 is the most in program history, topping the previous record set a year ago as Davie's Lobos had eight in 2017-18.

In order to qualify for the Mountain West Scholar-Athlete award, a student-athlete must play in at least one game in a season, and have a 3.50 cumulative grade point average. UNM's 14 scholar-athletes was the most not only for UNM, but it's the most scholar-athletes in football by any current team in the Mountain West. The last time a program had 14 or more scholar-athletes was in 2005-06, when the Brigham Young Cougars had 20 student-athletes honored.

Of the 14 Lobos that earned Mountain West Scholar-Athlete, nine return for the 2019 season:

Kyle Stapley	3.88	Business Administration
Javohn Jones	3.89	Business Administration
Aaron Blackwell	3.68	Business Administration
Tyson Dyer	3.87	Business Administration
Matthew French	3.76	Exercise Science
David Zavala	3.89	Liberal Arts
Danny Sutton	3.63	Masters of Science
Coltin Gerhart	3.87	Masters of Science
Alex Hart	3.58	Master of B.A.
Aaron Overacker	3.98	Nuclear Engineering
Stephen Ruiz	4.00	Pre-Mathematics
Andrew Erickson	3.73	Pre-Mechanical Engineering
Gabe Ortega	3.63	Psychology
Cedric Patterson III	3.72	Psychology

Davie Coaching Tree

Former assistants that became collegiate head coaches

- *Charlie Strong (Louisville 2010-13; Texas 2014-16; USF 2017-present)
- *Dan Mullen (Mississippi State 2009-17; Florida 2018-present)
- *Steve Addazio (Temple, 2011-12; Boston College 2013-present)
- *Urban Meyer (Bowling Green 2001-02; Utah 2003-04; Florida 2005-10; Ohio State 2012-18)
- *Mike Sanford (UNLV 2005-09; Indiana State 2013-16)
- *Joker Phillips (Kentucky 2010-12)

Former assistants that became NFL coordinators

- *Bill Sheridan (Tampa Bay, DC, 2012-13)
- *Dean Pees (New England, DC, 2006-09; Baltimore, DC, 2012-17; Tennessee, DC, 2018-present)
- *Don Martindale (Denver, DC, 2010; Baltimore, DC, 2018-present)
- *Jerry Rosburg (Cleveland, STC, 2001-06; Atlanta, STC, 2007; Baltimore, STC, 2008-18)
- *Greg Matison (Baltimore, 2009-10)
- *John DeFillipo (Cleveland, OC, 2015, Minnesota, OC, 2018, Jacksonville, OC, 2019)

Former players that became coaches

- *Dennis Allen (Oakland, head coach 2012-14; Denver, DC, 2011; New Orleans, DC, 2015-present)
- *Aaron Glenn (New Orleans, DBs, 2016-present)
- *Anthony Weaver (DL, Houston, 2016-present)

National Honor Stat

9

The number of semifinalists for the Wuerffel Trophy, of which UNM's Teton Saltes is hoping to be named this week. The award honors the player "who best combines exemplary community service with athletic and academic achievement."



100-yard Rushing Games Under Bob Davie (by Date)

Pl.	Total	Player	Opponent	Date
1.	103	Demarcus Rogers	Southern	9/1/2012
2.	129	Kasey Carrier	at New Mexico State	9/22/2012
3.	191	Kasey Carrier	Texas State	10/6/2012
4.	161	Kasey Carrier	at Hawai'i	10/13/2012
5.	104	Cole Gautsche	at Hawai'i	10/13/2012
6.	338	Kasey Carrier	at Air Force	10/20/2012
7.	136	Kasey Carrier	Fresno State	10/27/2012
8.	149	Cole Gautsche	at Wyoming	11/10/2012
9.	109	Kasey Carrier	at Wyoming	11/10/2012
10.	145	Kasey Carrier	Nevada	11/17/2012
11.	118	Cole Gautsche	UTSA	8/31/2013
12.	291	Kasey Carrier	at UTEP	9/7/2013
13.	191	Kasey Carrier	UNLV	9/28/2013
14.	119	Carlos Wiggins	UNLV	9/28/2013
15.	108	Cole Gautsche	UNLV	9/28/2013
16.	127	Cole Gautsche	New Mexico State	10/5/2013
17.	126	Kasey Carrier	New Mexico State	10/5/2013
18.	113	Cole Gautsche	at Wyoming	10/12/2013
19.	104	Kasey Carrier	at Wyoming	10/12/2013
20.	179	Kasey Carrier	Air Force	11/8/2013
21.	140	Cole Gautsche	Air Force	11/8/2013
22.	184	Cole Gautsche	UTEP	8/30/2014
23.	139	Crusoe Gongbay	at New Mexico State	9/20/2014
24.	163	Crusoe Gongbay	Fresno State	9/26/2014
25.	106	Lamar Jordan	at UTSA	10/4/2014
26.	102	Jhurell Pressley	at UTSA	10/4/2014
27.	148	Jhurell Pressley	at Air Force	10/18/2014
28.	138	Jhurell Pressley	at UNLV	11/1/2014
29.	154	Jhurell Pressley	vs. Boise State	11/8/2014
30.	205	Teriyon Gipson	vs. Boise State	11/8/2014
31.	109	Jhurell Pressley	at Colorado State	11/22/2014
32.	101	Jhurell Pressley	Wyoming	11/29/2014
33.	108	Daryl Chestnut	Mississippi Valley St.	9/5/2015
34.	147	Lamar Jordan	at Wyoming	9/26/2015
35.	103	Jhurell Pressley	at Wyoming	9/26/2015
36.	157	Lamar Jordan	New Mexico State	10/3/2015
37.	142	Teriyon Gipson	New Mexico State	10/3/2015
38.	132	Jhurell Pressley	Boise State	11/14/2015
39.	170	Jhurell Pressley	Air Force	11/28/2015
40.	135	Lamar Jordan	Arizona	12/19/2015
41.	181	Teriyon Gipson	South Dakota	9/1/2016
42.	101	Lamar Jordan	at Rutgers	9/17/2016
43.	156	Teriyon Gipson	San Jose State	10/1/2016
44.	117	Tyrone Owens	San Jose State	10/1/2016
45.	139	Lamar Jordan	Boise State	10/7/2016
46.	140	Teriyon Gipson	vs. Air Force	10/15/2016
47.	126	Tyrone Owens	vs. Air Force	10/15/2016
48.	171	Tyrone Owens	ULM	10/22/2016
49.	134	Tyrone Owens	at Hawai'i	10/29/2016
50.	121	Teriyon Gipson	Nevada	11/5/2016
51.	107	Teriyon Gipson	at Utah State	11/12/2016
52.	157	Tyrone Owens	at Colorado State	11/19/2016
53.	217	Teriyon Gipson	Wyoming	11/26/2016
54.	176	Lamar Jordan	Wyoming	11/26/2016
55.	121	Richard McQuarley	Wyoming	11/26/2016
56.	156	Coltin Gerhart	at Tulsa	9/23/2017
57.	179	Richard McQuarley	Air Force	9/30/2017
58.	159	Tyrone Owens	Colorado State	10/20/2017
59.	164	Tyrone Owens	UNLV	11/17/2017
60.	145	Daryl Chestnut	UNLV	11/17/2017
61.	116	Lamar Jordan	UNLV	11/17/2017
62.	110	Tyrone Owens	at New Mexico State	9/15/2018
63.	107	Ahmari Davis	Sam Houston State	8/31/2019
64.	133	Ahmari Davis	New Mexico State	9/21/2019
65.	104	Sheriron Jones	at San Jose State	10/4/2019
66.	193	Bryson Carroll	Colorado State	10/11/2019
67.	200	Ahmari Davis	Hawai'i	10/26/2019

Ye Old Stadium Tour Continueth...

Dreamstyle Stadium, the home of the Lobos was opened in 1960, and of the 130 FBS stadiums, it's pretty much right in the middle in terms of age. There are 65 stadiums newer, 62 older, and two others that also opened in 1960. UNM traveled to Notre Dame Stadium, and it's 30 years older than Dreamstyle Stadium, and the game continued a trend of UNM playing in historic stadiums that were built before FDR became President in 1933.

Looking ahead to what UNM has scheduled out, and back to the first season of the Bob Davie era, UNM will have 10 such contests, including three in the oldest stadium in America still in use by an FBS team (Kyle Field, home of Texas A&M).

Year	Opponent	Stadium	Year Built	Age	Capacity	Attendance
2012	at Texas	Darrell K. Royal Memorial Stadium	1924	20th Oldest	100,119	100,990
2017	at Texas A&M	Kyle Field	1904	Oldest	102,733	99,051
2018	at Wisconsin	Camp Randall Stadium	1917	Sixth Oldest	80,321	77,003
2019	at Notre Dame	Notre Dame Stadium	1930	37th Oldest	77,622	77,622
2020	at USC	Los Angeles Memorial Coliseum	1923	15th Oldest	77,500	
2020	at Mississippi State	Davis Wade Stadium at Scott Field	1914	Third Oldest	61,337	
2021	at Texas A&M	Kyle Field	1914	Oldest	102,733	
2022	at LSU	Tiger Stadium	1924	23rd Oldest	102,321	
2023	at Texas A&M	Kyle Field	1914	Oldest	102,733	
2025	at UCLA	Rose Bowl Stadium	1922	11th Oldest	90,888	

A List of Vertically Challenged Kickoff Returners

Here are all the active FBS kickoff returners listed at 5-8 or below:

Champ Flemings, Oregon State	5-5
Chad Alexander, New Mexico	5-6
J.J. Taylor, Arizona	5-6
Bryson Carroll, New Mexico	5-7
Jah'Marae Sheread, Texas State	5-7
Tyler Snead, East Carolina	5-7
Britain Covey, Utah	5-8
Adrian Killins, Jr., UCF	5-8
Jaylin Nelson, Texas State	5-8
K.D. Nixon, Colorado	5-8
Sean Riley, Syracuse	5-8

Saltes Named to Wuerffel Semifinal List

Teton Saltes, a junior offensive lineman, has been named one of nine semifinalists for the Wuerffel Trophy. Finalists for the award will be announced on Nov. 18, 2019. The formal announcement of the 2019 Wuerffel Trophy recipient is scheduled to be made on Dec. 10, 2019 at the National Football Foundation's festivities in New York City.

The 2019 Wuerffel Trophy semifinalists are listed alphabetically by university:

Derrick Brown, Auburn University, senior, defensive line
Koby Quansah, Duke University, senior, linebacker
Blake Ferguson, Louisiana State University, senior, long snapper
Braden Mann, Texas A&M University, senior, punter
Isaiah Sanders, United States Air Force Academy, senior, quarterback
Rodrigo Blankenship, University of Georgia, senior, kicker
Teton Saltes, University of New Mexico, junior, offensive line
Sam Ehlinger, University of Texas, junior, quarterback
Jon Wassink, Western Michigan University, senior, quarterback

Saltes' honor marks the third time in the last five seasons that the Lobos have had a semifinalist for the award. In both 2015 and 2016, Garrett Adcock, who ironically played the exact same position as Saltes, right tackle, was a semifinalist. Adcock in 2016 was one of three finalists for the award.

Lucky Seven (In a Way)

Last year seven Lobos were able to play in four or fewer games and still earn a redshirt for 2018:

Aaron Molina	4
Alex Hart	3
Cedric Patterson III	3
Donte Martin	3
Bryson Carroll	2
Trae Hall	1
Andrew Erickson	1

UNM already has players that will benefit from the four-game rule this season. Elijah Lilly played in three games before season-ending sur-

Stat of the Week

9

The amount of field goals this season by Andrew Shelley this season, two more than he had in all of 2018. The sophomore now has 16 field goals in 19 career attempts. He is a Burlsworth nominee for best walk-on or former walk-on.

Hidden Stat

6

The number of 30-yard rushes by Ahmari Davis. That number is tied for the seventh-most in the FBS by any one single running back. Chuba Hubbard of Oklahoma State leads with 13 such runs.



100-yard Rushing Games Under Bob Davie (by Yards)

Pl.	Total	Player	Opponent	Date
1.	338	Kasey Carrier	at Air Force	10/20/2012
2.	291	Kasey Carrier	at UTEP	9/7/2013
3.	217	Teriyon Gipson	Wyoming	11/26/2016
4.	205	Teriyon Gipson	Boise State	11/8/2014
5.	200	Ahmari Davis	Hawai'i	10/26/2019
6.	193	Bryson Carroll	Colorado State	10/11/2019
7.	191	Kasey Carrier	UNLV	9/28/2013
	191	Kasey Carrier	Texas State	10/6/2012
9.	184	Cole Gautsche	UTEP	8/30/2014
10.	181	Teriyon Gipson	South Dakota	9/1/2016
11.	179	Richard McQuarley	Air Force	9/30/2017
	179	Kasey Carrier	Air Force	11/8/2013
13.	176	Lamar Jordan	Wyoming	11/26/2016
14.	171	Tyrone Owens	ULM	10/22/2016
15.	170	Jhurell Pressley	Air Force	11/28/2015
16.	164	Tyrone Owens	UNLV	11/17/2017
17.	163	Crusoe Gongbay	Fresno State	9/26/2014
18.	161	Kasey Carrier	at Hawai'i	10/13/2012
19.	159	Tyrone Owens	Colorado State	10/20/2017
20.	157	Tyrone Owens	at Colorado State	11/19/2016
	157	Lamar Jordan	New Mexico State	10/3/2015
22.	156	Coltin Gerhart	at Tulsa	9/23/2017
	156	Teriyon Gipson	San Jose State	10/1/2016
24.	154	Jhurell Pressley	vs. Boise State	11/8/2014
25.	149	Cole Gautsche	at Wyoming	11/10/2012
26.	148	Jhurell Pressley	at Air Force	10/18/2014
27.	147	Lamar Jordan	at Wyoming	9/26/2015
28.	145	Daryl Chestnut	UNLV	11/17/2017
	145	Kasey Carrier	Nevada	11/17/2012
30.	142	Teriyon Gipson	New Mexico State	10/3/2015
31.	140	Teriyon Gipson	vs. Air Force	10/15/2016
32.	140	Cole Gautsche	Air Force	11/8/2013
33.	139	Lamar Jordan	Boise State	10/7/2016
	139	Crusoe Gongbay	at New Mexico State	9/20/2014
35.	138	Jhurell Pressley	at UNLV	11/1/2014
36.	136	Kasey Carrier	Fresno State	10/27/2012
37.	135	Lamar Jordan	Arizona	12/19/2015
38.	133	Ahmari Davis	New Mexico State	9/21/2019
39.	134	Tyrone Owens	at Hawai'i	10/29/2016
40.	132	Jhurell Pressley	Boise State	11/14/2015
41.	129	Kasey Carrier	at New Mexico State	9/22/2012
42.	127	Cole Gautsche	New Mexico State	10/5/2013
43.	126	Tyrone Owens	vs. Air Force	10/15/2016
44.	126	Kasey Carrier	New Mexico State	10/5/2013
45.	121	Richard McQuarley	Wyoming	11/26/2016
	121	Teriyon Gipson	Nevada	11/5/2016
47.	119	Carlos Wiggins	UNLV	9/28/2013
48.	118	Cole Gautsche	UTSA	8/31/2013
49.	117	Tyrone Owens	San Jose State	10/1/2016
50.	116	Lamar Jordan	UNLV	11/17/2017
51.	113	Cole Gautsche	at Wyoming	10/12/2013
52.	110	Tyrone Owens	at New Mexico State	9/15/2018
53.	109	Kasey Carrier	at Wyoming	11/10/2012
	109	Jhurell Pressley	at Colorado State	11/22/2014
55.	108	Daryl Chestnut	Mississippi Valley St.	9/5/2015
	108	Cole Gautsche	UNLV	9/28/2013
57.	107	Ahmari Davis	Sam Houston State	8/31/2019
	107	Teriyon Gipson	at Utah State	11/12/2016
59.	106	Lamar Jordan	at UTSA	10/4/2014
60.	104	Sheriron Jones	at San Jose State	10/4/2019
	104	Cole Gautsche	at Hawai'i	10/13/2012
	104	Kasey Carrier	at Wyoming	10/12/2013
63.	103	Jhurell Pressley	at Wyoming	9/26/2015
	103	Demacrus Rogers	Southern	9/1/2012
65.	102	Jhurell Pressley	at UTSA	10/4/2014
66.	101	Lamar Jordan	at Rutgers	9/17/2016
	101	Jhurell Pressley	Wyoming	11/29/2014

gery, and quarterback Brandt Hughes played a half before suffering a season ending injury. Patrick Peek also played four games and will now redshirt to get one more year at UNM, as will long-snapper Aiden Kneller.

And You Thought the 80s were the Only Time Period Where You Could Wear Two Redshirts

Traditionally, you can only redshirt once. However, you can now redshirt twice, and four Lobos are now double redshirts. All four Lobos were able to utilize a rule that allows for an injury redshirt after redshirting as an academically eligible freshman.

Daevon Vigilant earned his second redshirt for his 2017 season in which he was injured for the season in the opening game of the year.

Last year, Tevaka Tuioti was able to get a second redshirt despite playing in 2018. Tuioti, who was injured against Wisconsin, missed the New Mexico State game and then suffered a season-ending injury in the fourth game of the season (his third) against Liberty. Since he also redshirted as an academically eligible freshman in 2016, he earned a second redshirt and in 2019 he will be a sophomore.

Additionally, Kentrail Moran has back to back injuries and is a double redshirt.

You Get a Scholarship...and You Get a Scholarship!

On June 6, five Lobos, including three New Mexico natives, were awarded scholarships by head coach Bob Davie in a surprise announcement during Thursday meetings, bringing cheers from their teammates.

The five Lobos earning scholarships were Bobby Cole (a redshirt running back from Chatsworth, California), Andrew Erickson (a redshirt freshman receiver from Albuquerque's Manzano High School), Micah Gray (a redshirt sophomore running back from Clovis High School), Hayden Wilson (a redshirt sophomore offensive lineman from Rio Rancho's Cleveland High School) and Nic Wilson (a redshirt freshman cornerback from San Bernardino, California).

"I'm proud of the work that all five of these young men have done at UNM," said Davie. "Whether it's the hard work they have put in on the field, or in the classroom, or in the community, they have represented themselves, this program and our institution in outstanding fashion. I'm excited for them and their families. They have earned this."

Gray and Cole saw playing time in 2018 as redshirt freshmen, mostly on special teams, but both had a solid spring camp and saw plenty of action toting the football at running back as well as participating on special teams. For Erickson, Hayden Wilson and Nic Wilson, all three were freshmen last year and all had terrific seasons on the scout team in 2018, and then turned in great spring camps in 2019.

Overall, the five bring the total of former walk-ons elevated to scholarship status under Bob Davie to 23, and Erickson, Gray and Wilson bring the total of New Mexico natives elevated to scholarship status to 15. Gray and Wilson both served as the New Mexico Man last season, with Gray earning the honor on September 29 against Liberty and Wilson on November 24 against Wyoming. Of the 30 New Mexico Men that started their careers as walk-ons at UNM, 13 have now earned scholarships.

The New Mexico Man tradition was started by Davie in 2012. In the program a walk-on, or former walk-on player is designated as the "New Mexico Man" each home week during the season. The selected player leads the team onto the field with the New Mexico state flag before home games as well as in Las Cruces at the Rio Grande Rivalry game between the Lobos and New Mexico State. During the game, the New Mexico Man wears a special uniform patch in the shape of the state of New Mexico on their jersey.

Of the previous 18 student-athletes put on scholarship by Davie, 12 were natives of New Mexico. Those names include David Anaya, Javohn Jones, Xavier Madrid, Jeric Magnant, Zack Rogers, Steven Romero, John Russo, Andrew Shelley, Thomas Vieira, Michael Walsh, Randy Williams and Reece White. Overall, UNM has 17 New Mexico natives on the 2019 roster. The 17 New Mexico players is the most of any Division I team, with 11 on full scholarship.

Building Blocks

While it has been a long time since UNM has blocked a punt (October 31, 2009 by Victor James against San Diego State), UNM is getting pretty adept at blocking kicks. UNM has three blocks on the season, and that total is tied for the third in the NCAA behind Appalachian State, Houston, Baylor, Penn State, Memphis and Northern Illinois.

UNM had two blocks against San Jose State, and actually had a third block in the game that bounced right into the arms of Moana Vainikolo and it would have went for about a 65-yard touchdown, but the play was blown dead due to a false start on the kicker.

The three blocks are the most blocked kicks for the Lobos since the 2009 season when UNM recorded four blocked kicks. Overall, UNM has blocked 13 field goals and extra points in the Bob Davie era.

A Semester and Year to Remember

The Lobos turned in a pair of semesters in the classroom like no other, combining for the best academic year for the Lobo football team in the history of the program. For the Fall semester, the team turned in a 2.83 GPA for the Fall, which was the best Fall semester in the history of the program. The team then topped that in the Spring with a 2.92, which is the second-highest GPA in the program's history, behind only a 2.96 GPA in the Spring of 2003. The combined GPA of 2.88 is the best combined GPA for the two semesters in the history of the program.

Interesting Stat

7.6

That's the number of penalties drawn by UNM per game this season, and that is good for a tie for the 13th-most in the FBS this year.

Stat Tracker

18

The number of FBS coaches that have been at their schools longer than Bob Davie, who is entering his eighth season. There are 130 FBS coaches, and among Group of 5 coaches, Davie is eighth in longevity.



Series History vs. Boise State

Boise State leads the series 9-1, with UNM's win coming in Boise in 2015 in an 8:15 p.m. start on ESPN2.

Opponent	Site	Score
11/16/2018	Albuquerque, NM	14-45
9/14/2017	Boise, ID	14-28
10/7/2016	Albuquerque, NM	21-49
11/14/2015	Boise, ID	31-24
11/8/2014	Albuquerque, NM	49-60
11/30/2013	Boise, ID	17-45
9/29/2012	Albuquerque, NM	29-32
12/3/2011	Boise, ID	0-45
9/2/2000	Albuquerque, NM	14-31
9/25/1999	Boise, ID	9-20

New Mexico is 6-56 all-time against ranked opponents dating back to the 1940 season. UNM is 4-25 at home vs. ranked opponents, 2-30 on the road and 0-1 on neutral fields. UNM's last win over a ranked opponent was on October 25, 2003 when the Lobos won at No. 23 Utah 47-35. UNM's last win over a top 10 program was also against Utah, a 23-21 win on November 5, 1994. UNM is 1-18 all-time against top-10 teams and 0-5 vs. top-five teams.

Opponent (RK)	Res	Score	Date
Texas Tech (18)	W	19-14	Nov. 30, 1940
at Army (1)	L	0-51	Nov. 11, 1950
Air Force (9)	L	7-45	Nov. 22, 1958
Wyoming (7)	L	6-42	Nov. 11, 1967
at Kansas (8)	L	7-68	Oct. 5, 1968
at Arizona State (9)	L	21-33	Nov. 21, 1968
Arizona State (14)	L	28-60	Oct. 23, 1971
at Arizona State (19)	L	7-60	Nov. 11, 1972
Arizona State (12)	L	24-67	Oct. 6, 1973
Arizona (15)	L	10-15	Sept. 28, 1974
at Arizona State (14)	L	7-41	Oct. 26, 1974
Arizona State (11)	L	10-16	Oct. 11, 1975
at Arizona (17)	W	44-34	Oct. 25, 1975
BYU (19)	L	8-21	Nov. 13, 1976
at BYU (14)	L	19-54	Sept. 30, 1977
at BYU (11)	L	7-59	Oct. 27, 1979
BYU (19)	W	25-21	Sept. 6, 1980
at Missouri (17)	L	16-47	Sept. 13, 1980
at BYU (19)	L	21-66	Oct. 15, 1983
BYU (4)	L	0-48	Oct. 25, 1984
Air Force (18)	L	12-49	Sept. 28, 1985
at Nebraska (13)	L	7-38	Oct. 5, 1985
BYU (9)	L	23-45	Oct. 19, 1985
at Tennessee (10)	L	21-35	Sept. 6, 1986
at BYU (9)	L	30-31	Sept. 13, 1986
BYU (19)	L	3-24	Sept. 2, 1989
Fresno State (23)	W	45-22	Nov. 18, 1989
Arizona (20)	L	10-25	Sept. 15, 1990
at Wyoming (23)	L	22-25	Oct. 13, 1990
at BYU (7)	L	31-55	Oct. 29, 1990
BYU (19)	L	31-34	Sept. 4, 1993
Colorado State (21)	L	31-38	Oct. 1, 1994
Utah (8)	W	23-21	Nov. 5, 1994
Texas Tech (22)	L	7-34	Oct. 28, 1995
at BYU (25)	L	14-17	Sept. 21, 1996
vs. Colorado State (20)	L	13-41	Dec. 6, 1997
BYU (20)	L	7-31	Oct. 16, 1999
BYU (17)	L	20-24	Oct. 13, 2001
at N.C. State (25)	L	14-34	Aug. 24, 2002
at Colorado State (20)	L	14-22	Nov. 23, 2002
at Utah (23)	W	47-35	Oct. 25, 2003
Utah (14)	L	7-28	Oct. 1, 2004
at BYU (23)	L	17-42	Nov. 18, 2006
at BYU (8)	L	3-21	Oct. 11, 2008
Utah (9)	L	10-13	Nov. 1, 2008
at Utah (14)	L	14-45	Nov. 7, 2009
BYU (22)	L	19-24	Nov. 14, 2009
at TCU (4)	L	10-51	Nov. 28, 2009
at Oregon (11)	L	0-72	Sept. 4, 2010
Utah (14)	L	14-56	Sept. 18, 2010
TCU (3)	L	17-66	Nov. 27, 2010
at Arkansas (13)	L	3-52	Sept. 10, 2011
at Boise State (8)	L	0-45	Dec. 3, 2011
at Texas (17)	L	0-45	Sept. 8, 2012
Boise State (24)	L	29-32	Sept. 29, 2012
at Fresno State (15)	L	28-69	Nov. 23, 2013
Arizona State (17)	L	23-58	Sept. 6, 2014
at Colorado State (22)	L	20-58	Nov. 22, 2014
Boise State (19)	L	21-49	Oct. 3, 2016
at Wisconsin (5)	L	14-45	Sept. 8, 2018
Boise State (23)	L	14-45	Nov. 16, 2018
at Notre Dame (7)	L	14-66	Sept. 14, 2019

Ch-Ch-Ch-Ch-Changes

UNM made some changes to its coaching staff for the 2019 season.

The Lobos have a new offensive and defensive coordinator for the 2019 season. Joe Dailey is in his first season as the offensive coordinator and quarterbacks coach after coming to UNM from Liberty University. With Dailey handling the quarterbacks, Apollo Wright has moved over from quarterbacks to running backs. UNM's defensive coordinator is Jordan Peterson, who has served as the safeties coach for the past three seasons, and he takes over for Kevin Cosgrove, who is now with LSU.

UNM also has two new defensive coaches, both coaching linebackers. Dan Carrel and Dillon Sanders will coach linebackers, taking over for Cosgrove and Archie McDaniel. Carrel came to UNM from Houston, and Sanders came to UNM from Kentucky.

Just Another Classroom Record for Bob Davie's Lobos

For a second straight year, the Lobos picked up a school record number of Mountain West All-Academic selections. When the league announced the Fall Mountain West All-Academic teams, New Mexico was honored with 27 awards, surpassing the record of 23, set just one season prior. The previous school record was under Coach Davie as well, in 2014 when the team picked up 20. Overall the 108 honorees over the last five years is the best five-year stretch in school history. The 50 over the last two years is the best over any two-year period in school history.

On This Date

Saturday, November 16 is the 320th day of the year, and there are 45 days remaining in 2019. Use them wisely please. November 16 is one of the greatest days ever, as it's National Fast Food Day. It's also National Button Day and National Indiana Day. The Lobos are 4-6-2 on November 16, including winning three of the last four on this date.

L	11/16/2013	Colorado State	42-66	Albuquerque, NM
W	11/16/2002	BYU	20-16	Provo, UT
W	11/16/1991	Colorado State	38-36	Fort Collins, CO
W	11/16/1985	Wyoming	41-16	Albuquerque, NM
L	11/16/1974	BYU	3-36	Albuquerque, NM
L	11/16/1963	Air Force	8-30	Albuquerque, NM
L	11/16/1957	Wyoming	13-20	Albuquerque, NM
T	11/16/1946	Arizona	13-13	Albuquerque, NM
W	11/16/1940	Northern Arizona	45-26	Albuquerque, NM
T	11/16/1929	New Mexico State	7-7	Las Cruces, NM
L	11/16/1912	New Mexico State	0-27	Albuquerque, NM
L	11/16/1901	New Mexico Highlands	0-32	Las Vegas, NM

Many things have happened in the world on November 16. Milli Vanilli was stripped of their Grammy for Best New Artist after it was discovered that the duo didn't sing at all on their debut album (1990), President Nixon signed the Trans-Alaska Pipeline Authorization Act, authoring the construction of the Alaskan Pipeline (1973), Skylab 4 was launched (1973), the U.S.S.R. launched Venera 3, which would become the first spacecraft to reach another planet (1965), George Metesky leaves a bomb in the Con Edison Building, the first act of what would become known as the "Mad Bomber" (1940), LSD was synthesized for the first time (1938), the U.S. and the U.S.S.R. form diplomatic relations for the first time (1933), the airline Qantas was founded (1920), the Federal Reserve Bank in the U.S. opened (1914), the Indian Territory and the Oklahoma Territory merged to form Oklahoma, which eventually became the 46th state in the Union (1907), The National Rifle Association received its first charter, this from New York (1871), David Livingstone became the first European to see Victoria Falls (1855), and William Becknell arrives in Santa Fe, New Mexico, using a route that eventually became known as the Santa Fe Trail (1822).

Famous people born on November 16 include actor and comedian Pete Davidson (SNL, 1993), baseball player Jordan Walden (Los Angeles Angels, 1987), actress Gemma Atkinson (Hollyoaks, 1984), hockey player Kari Lehtonen (Dallas Stars, 1983), basketball player Amar'e Stoudemire (New York Knicks, 1982), actress Maggie Gyllenhaal (The Dark Knight Returns, 1977), figure skater Oksana Baiul (1977), actress Missi Lyle (Lelani in Galaxy Quest, 1972), actress Martha Plimpton (The Goonies, 1970), actress Lisa Bonet (The Cosby Show, 1967), guitarist Dave Kushner (The Velvet Underground, 1966), singer Diana Krall (designated Grammy winner, 1964), baseball player Dwight Gooden (New York Mets, 1964), tennis player Zina Garrison (1963), race car driver Terry Labonte (1956), basketball player Jo Jo White (Kansas, 1946), kitchen utensil designer Sam Farber (1924), actor Burgess Meredith (Rocky, Batman, 1907), King Kalakaua of Hawai'i (1836) and Tiberius, Roman emperor (42 BC).

Sadly on this day the world lost actor David Canary (Bonanza, 2015), journalist Robert Conley (2013), game show host Ralph Edwards (Truth or Consequences, 2005), actor Clark Gable (Gone With the Wind, 1960), physician and co-founder of Alcoholics Anonymous (1950), lawyer Moses Cleaveland, founder of the city of Cleveland, Ohio (1806) and King Henry III of England (1272).

Birthday Chart

August

Date	Player/Coach	Age
26	Emmanuel Logan-Greene	21
28	Jarred Sylvester	22

September

Date	Player/Coach	Age
4	Radson Jang	23
13	Antonio Hunt	20
*14	Shaddrick Lowery	22
15	Jared EnRico	22
15	Saga Tuitele	40
16	Sheriron Jones	23
19	Connor Genal	19
22	Corey Hightower	22
23	Micah Gray	21
26	Clay Davie	32
27	Alexander "Moana" Vainikolo	22
30	Bob Davie	65

October

Date	Player/Coach	Age
8	Marquae Kirkendoll	19
9	Hayden Wilson	21
9	Colston Chacon	20
15	Nico Bolden	21
16	Donovan Murphree	20
*26	Chad Alexander	20
*26	Brandt Hughes	22
27	Blair Manly	23
31	Apollo Wright	45

November

Date	Player/Coach	Age
3	Jacobi Hearn	21
14	Aaron Molina	24
18	Kentrail Moran	22
19	Joe Dailey	36
20	Kyle Jarvis	22
20	Kyle Stapley	24
28	Adebayo Soremekun	21
29	Trae Hall	20

December

Date	Player/Coach	Age
1	Jonah Leyva	21
2	Omar Darame	19
6	Lawrence "L.O." Johnson	20
12	Anselem Umeh	22
14	Brandon Shook	22
14	Emmanuel Malek	19

Oldest Lobo: Tyson Dyer (5/27/1992)

Youngest Lobo: Harshan Sachdeva (8/14/2001)

AUG. 31 SAM HOUSTON ST.

SEPT. 14 AT NOTRE DAME

SEPT. 21 NEW MEXICO STATE

SEPT. 28 AT LIBERTY



OCT. 4 AT SAN JOSE STATE

OCT. 11 COLORADO STATE

OCT. 19 AT WYOMING

OCT. 26 HAWAII



NOV. 2 AT NEVADA

NOV. 16 AT BOISE STATE

NOV. 23 AIR FORCE

NOV. 30 UTAH STATE



QB - #4 Sherion Jones

2018

Date	Opponent	C-A-I	Yds	TD	LG	Rush	Yds	TD	LG
Sept 1	UIW	1-3-0	22	1	22	4	18	0	8
Sept 8	at WISC	9-16-2	79	1	17	7	5	0	3
Sept 15	at NMSU	12-19-1	127	0	22	7	7	0	16
Sept 29	LIBERTY	15-27-3	312	4	79	6	44	0	32
Oct 6	at UNLV	13-20-0	250	4	74	8	72	0	20
Oct 13	at CSU	12-20-0	165	2	52	9	35	0	13
Oct 20	FS	15-32-1	132	1	26	10	42	0	19
Oct 27	at USU	10-25-3	110	0	30	3	-4	0	5
Nov 3	SDSU				Did Not Play				
Nov 10	at AFA	6-9-1	114	0	56	6	-6	0	8
Nov 16	BSU	8-13-1	103	0	29	12	56	0	18
Nov 24	WYO	1-3-0	3	0	3	6	17	0	15
TOTAL		102-187-12	1417	13	79	78	286	0	32

2019

Date	Opponent	C-A-I	Yds	TD	LG	Rush	Yds	TD	LG
Aug 31	SHSU	6-11-0	122	0	47	6	35	2	11
Sept 14	at ND	4-15-3	19	0	12	8	23	0	17
Sept 21	NMSU				Did Not Play				
Sept 28	at LIBERTY	0-0-0	0	0	0	0	0	0	0
Oct 4	at SJSU	7-16-3	127	2	38	11	104	1	35
Oct 11	CSU	8-17-1	89	0	20	17	54	0	10
Oct 19	at WYO	9-17-0	143	0	28	5	-12	0	0
Oct 26	HAW				Did Not Play				
Nov 2	at NEV				Did Not Play				
Nov 16	at BSU				Did Not Play				
Nov 23	AFA								
Nov 30	USU								
TOTAL		34-76-7	500	2	47	47	204	3	35
CAREER		136-263-19	1917	15	79	125	490	3	35

QB - #8 Tevaka Salanoa-Tuioti

2017

Date	Opponent	C-A-I	Yds	TD	LG	Rush	Yds	TD	LG
Sept 2	ACU	1-1-0	9	0	9	0	0	0	0
Sept 9	NMSU	10-19-0	151	2	27	2	8	0	5
Sept 14	at BSU				Did Not Play				
Sept 23	at Tulsa				Did Not Play				
Sept 30	AFA				Did Not Play				
Oct 14	at FS	13-24-1	200	0	44	5	14	0	10
Oct 20	CSU	5-16-0	84	1	47	9	62	0	27
Oct 28	at WYO	8-17-3	47	0	17	3	3	0	2
Nov 4	USU	8-15-0	54	0	10	5	39	1	34
Nov 11	TA&M	2-6-0	4	0	2	2	9	0	9
Nov 17	UNLV				Did Not Play				
Nov 24	at SDSU	10-20-2	156	1	62	2	7	0	4
TOTAL		57-118-6	705	4	62	28	142	1	34

2018

Date	Opponent	C-A-I	Yds	TD	LG	Rush	Yds	TD	LG
Sept 1	UIW	13-21-1	327	4	69	11	54	1	20
Sept 8	at WISC	5-8-0	55	1	13	1	4	0	4
Sept 15	at NMSU				Did Not Play				
Sept 29	LIBERTY	6-14-1	57	0	22	3	42	0	28
Oct 6	at UNLV				Did Not Play				
Oct 13	at CSU				Did Not Play				
Oct 20	FS				Did Not Play				
Oct 27	at USU				Did Not Play				
Nov 3	SDSU				Did Not Play				
Nov 10	at AFA				Did Not Play				
Nov 16	BSU				Did Not Play				
Nov 24	WYO				Did Not Play				
TOTAL		24-43-2	439	5	69	15	100	1	28

2019

Date	Opponent	C-A-I	Yds	TD	LG	Rush	Yds	TD	LG
Aug 31	SHSU				Did Not Play				
Sept 14	at ND	6-13-0	132	0	41	1	5	0	5
Sept 21	NMSU	16-28-1	355	3	62	7	59	0	18
Sept 28	at LIBERTY	12-26-2	139	1	22	7	57	0	33
Oct 4	at SJSU	4-10-1	34	0	14	2	4	0	3
Oct 11	CSU				Did Not Play				
Oct 19	at WYO	5-10-0	60	1	21	3	30	0	19
Oct 26	HAW	23-40-2	293	2	59	5	-9	0	1
Nov 2	at NEV	19-36-0	237	0	30	8	18	0	20
Nov 16	at BSU				Did Not Play				
Nov 23	AFA				Did Not Play				
Nov 30	USU				Did Not Play				
TOTAL		85-163-6	1250	7	62	33	164	0	33
CAREER		166-324-14	2384	16	69	76	406	2	34

QB - #10 Trae Hall

2018

Date	Opponent	C-A-I	Yds	TD	LG	Rush	Yds	TD	LG
Sept 1	UIW				Did Not Play				
Sept 8	at WISC				Did Not Play				
Sept 15	at NMSU				Did Not Play				
Sept 29	LIBERTY				Did Not Play				
Oct 6	at UNLV	0-0-0	0	0	0	1	6	0	6
Oct 13	at CSU				Did Not Play				
Oct 20	FS				Did Not Play				
Oct 27	at USU				Did Not Play				
Nov 3	SDSU				Did Not Play				
Nov 10	at AFA				Did Not Play				
Nov 16	BSU				Did Not Play				
Nov 24	WYO				Did Not Play				
TOTAL		0-0-0	0	0	0	1	6	0	6

2019

Date	Opponent	C-A-I	Yds	TD	LG	Rush	Yds	TD	LG
Aug 31	SHSU				Did Not Play				
Sept 14	at ND	0-0-0	0	0	0	2	15	0	11
Sept 21	NMSU				Did Not Play				
Sept 28	at LIBERTY				Did Not Play				
Oct 4	at SJSU				Did Not Play				
Oct 11	CSU				Did Not Play				
Oct 19	at WYO				Did Not Play				
Oct 26	HAW				Did Not Play				
Nov 2	at NEV				Did Not Play				
Nov 16	at BSU				Did Not Play				
Nov 23	AFA								
Nov 30	USU								
TOTAL		0-0-0	0	0	0	2	15	0	11
CAREER		0-0-0	0	0	0	3	21	0	11

QB - #12 Brandt Hughes

2019

Date	Opponent	C-A-I	Yds	TD	LG	Rush	Yds	TD	LG
Aug 31	SHSU	12-29-0	218	0	51	1	-5	0	0
Sept 14	at ND				Did Not Play				
Sept 21	NMSU				Did Not Play				
Sept 28	at LIBERTY				Did Not Play				
Oct 4	at SJSU				Did Not Play				
Oct 11	CSU				Did Not Play				
Oct 19	at WYO				Did Not Play				
Oct 26	HAW				Did Not Play				
Nov 2	at NEV				Did Not Play				
Nov 9	AFA				Did Not Play				
Nov 16	at BSU				Did Not Play				
Nov 30	USU								
TOTAL		12-29-0	218	0	51	1	-5	0	0

RB - #2 Lawrence "L.O." Johnson

2019

Date	Opponent	Rush	Yds	TD	LG	Rec	Yds	TD	LG
Aug 31	SHSU				Did Not Play				
Sept 14	at ND	3	9	0	4	0	0	0	0
Sept 21	NMSU				Did Not Play				
Sept 28	at LIBERTY				Did Not Play				
Oct 4	at SJSU				Did Not Play				
Oct 11	CSU				Did Not Play				
Oct 19	at WYO				Did Not Play				
Oct 26	HAW				Did Not Play				
Nov 2	at NEV				Did Not Play				
Nov 16	at BSU				Did Not Play				
Nov 23	AFA								
Nov 30	USU								
TOTAL/CAREER		3	9	0	4	0	0	0	0

RB - #5 Daevon Vigilant

2017

Date	Opponent	Rush	Yds	TD	LG	Rec	Yds	TD	LG
Sept 2	ACU	4	3	0	4	0	0	0	0
Sept 9	NMSU				Did Not Play				
Sept 14	at BSU				Did Not Play				
Sept 23	at Tulsa				Did Not Play				
Sept 30	AFA				Did Not Play				
Oct 14	at FS				Did Not Play				
Oct 20	CSU				Did Not Play				
Oct 28	at WYO				Did Not Play				
Nov 4	USU				Did Not Play				
Nov 11	TA&M				Did Not Play				
Nov 17	UNLV				Did Not Play				
Nov 24	at SDSU				Did Not Play				
TOTAL		4	3	0	4	0	0	0	0

2018

Date	Opponent	Rush	Yds	TD	LG	Rec	Yds	TD	LG
Sept 1	UIW	4	16	0	6	0	0	0	0
Sept 8	at WISC	2	14	0	13	0	0	0	0
Sept 15	at NMSU	1	0	0	0	0	0	0	0
Sept 29	LIBERTY	0	0	0	0	0	0	0	0
Oct 6	at UNLV	4	18	0	12	0	0	0	0
Oct 13	at CSU				Did Not Play				
Oct 20	FS				Did Not Play				
Oct 27	at USU	1	-1	0	0	2	27	0	24
Nov 3	SDSU	11	45	0	11	0	0	0	0
Nov 10	at AFA	12	67	1	24	1	4	0	4
Nov 16	BSU	7	23	1	8	0	0	0	0
Nov 24	WYO	1	3	0	3	0	0	0	0
TOTAL		43	185	2	24	3	31	0	24

2019

Date	Opponent	Rush	Yds	TD	LG	Rec	Yds	TD	LG
Aug 31	SHSU	1	-1	0	0	0	0	0	0
Sept 14	at ND	3	19	0	15	1	0	0	0
Sept 21	NMSU	3	14	1	10	0	0	0	0
Sept 28	at LIBERTY	3	5	0	3	1	0	0	0
Oct 4	at SJSU	0	0	0	0	0	0	0	0
Oct 11	CSU	2	8	0	6	0	0	0	0
Oct 19	at WYO	0	0	0	0	0	0	0	0
Oct 26	HAW	0	0	0	0	1	6	0	6
Nov 2	at NEV	1	3	0	3	1	5	0	5
Nov 16	at BSU								
Nov 23	AFA								
Nov 30	USU								
TOTAL		13	48	1	15	4	11	0	6
CAREER		60	235	3	24	7	42	0	24

RB - #24 Kentrail Moran

2017

Date	Opponent	Rush	Yds	TD	LG	Rec	Yds	TD	LG
Sept 2	ACU	3	13	0	10	0	0	0	0
Sept 9	NMSU				Did Not Play				
Sept 14	at BSU				Did Not Play				
Sept 23	at Tulsa				Did Not Play				
Sept 30	AFA				Did Not Play				
Oct 14	at FS	1	-1	0	0	0	0	0	0
Oct 20	CSU				Did Not Play				
Oct 28	at WYO	4	6	0	2	0	0	0	0
Nov 4	USU	1	1	0	1	0	0	0	0
Nov 11	TA&M	1	3	0	3	0	0	0	0
Nov 17	UNLV				Did Not Play				
Nov 24	at SDSU	4	10	0	4	0	0	0	0
TOTAL		14	32	0	10	0	0	0	0

2018

Date	Opponent	Rush	Yds	TD	LG	Rec	Yds	TD	LG
Sept 1	UIW				Did Not Play				
Sept 8	at WISC				Did Not Play				
Sept 15	at NMSU				Did Not Play				
Sept 29	LIBERTY				Did Not Play				
Oct 6	at UNLV				Did Not Play				
Oct 13	at CSU				Did Not Play				
Oct 20	FS				Did Not Play				
Oct 27	at USU				Did Not Play				
Nov 3	SDSU				Did Not Play				
Nov 10	at AFA				Did Not Play				
Nov 16	BSU				Did Not Play				
Nov 24	WYO				Did Not Play				
TOTAL		0	0	0	0	0	0	0	0

2019

Date	Opponent	Rush	Yds	TD	LG	Rec	Yds	TD	LG
Aug 31	SHSU				Did Not Play				
Sept 14	at ND	5	16	0	8	0	0	0	0
Sept 21	NMSU				Did Not Play				
Sept 28	at LIBERTY				Did Not Play				
Oct 4	at SJSU				Did Not Play				
Oct 11	CSU	3	7	2	4	0	0	0	0
Oct 19	at WYO	1	5	0	5	0	0	0	0
Oct 26	HAW	1	5	0	5	0	0	0	0
Nov 2	at NEV				Did Not Play				
Nov 16	at BSU								
Nov 23	AFA								
Nov 30	USU								
TOTAL		10	33	2	8	0	0	0	0
CAREER		24	65	2	10	0	0	0	0

RB - #28 Ahmari Davis

2018

Date	Opponent	Rush	Yds	TD	LG	Rec	Yds	TD	LG
Sept 1	UIW	7	39	0	15	1	-2	0	0
Sept 8	at WISC	1	3	0	3	0	0	0	0
Sept 15	at NMSU	21	74	4	16	0	0	0	0
Sept 29	LIBERTY	9	18	0	5	0	0	0	0
Oct 6	at UNLV	9	20	0	10	0	0	0	0
Oct 13	at CSU	0	0	0	0	0	0	0	0
Oct 20	FS	2	20	0	10	0	0	0	0
Oct 27	at USU	2	11	0	9	0	0	0	0
Nov 3	SDSU				Did Not Play				
Nov 10	at AFA				Did Not Play				
Nov 16	BSU				Did Not Play				
Nov 24	WYO				Did Not Play				
TOTAL		51	185	4	16	1	-2	0	0

2019

Date	Opponent	Rush	Yds	TD	LG	Rec	Yds	TD	LG
Aug 31	SHSU	16	107	2	53	2	58	0	51
Sept 14	at ND	9	22	0	7	0	0	0	0
Sept 21	NMSU	28	133	2	23	0	0	0	0
Sept 28	at LIBERTY	18	99	0	35	0	0	0	0
Oct 4	at SJSU	22	96	0	13	1	5	0	5
Oct 11	CSU				Did Not Play				
Oct 19	at WYO	14	86	0	40	0	0	0	0
Oct 26	HAW	16	200	2	67	0	0	0	0
Nov 2	at NEV	15	80	1	19	0	0	0	0
Nov 16	at BSU								
Nov 23	AFA								
Nov 30	USU								
TOTAL		138	823	7	67	3	63	0	51
CAREER		189	1008	11	67	4	61	0	51

RB - #32 Micah Gray

2018

Date	Opponent	Rush	Yds	TD	LG	Rec	Yds	TD	LG
Sept 1	UIW	7	23	0	6	0	0	0	0
Sept 8	at WISC	0	0	0	0	0	0	0	0
Sept 15	at NMSU	0	0	0	0	0	0	0	0
Sept 29	LIBERTY	0	0	0	0	0	0	0	0
Oct 6	at UNLV	0	0	0	0	0	0	0	0
Oct 13	at CSU				Did Not Play				
Oct 20	FS	0	0	0	0	0	0	0	0
Oct 27	at USU	0	0	0	0	0	0	0	0
Nov 3	SDSU	0	0	0	0	0	0	0	0
Nov 10	at AFA	0	0	0	0	0	0	0	0
Nov 16	BSU	0	0	0	0	0	0	0	0
Nov 24	WYO				Did Not Play				
TOTAL		7	23	0	6	0	0	0	0

2019

Date	Opponent	Rush	Yds	TD	LG	Rec	Yds	TD	LG
Aug 31	SHSU	0	0	0	0	0	0	0	0
Sept 14	at ND	0	0	0	0	0	0	0	0
Sept 21	NMSU	0	0	0	0	0	0	0	0
Sept 28	at LIBERTY	0	0	0	0	0	0	0	0
Oct 4	at SJSU	0	0	0	0	0	0	0	0
Oct 11	CSU	0	0	0	0	0	0	0	0
Oct 19	at WYO	0	0	0	0	0	0	0	0
Oct 26	HAW	0	0	0	0	0	0	0	0
Nov 2	at NEV	0	0	0	0	0	0	0	0
Nov 16	at BSU								
Nov 23	AFA								
Nov 30	USU								
TOTAL		0	0	0	0	0	0	0	0
CAREER		7	23	0	6	0	0	0	0

RB - #33 Javohn Jones

2016

Date	Opponent	Rush	Yds	TD	LG	Rec	Yds	TD	LG
Sept 1	USD	1	-1	0	0	0	0	0	0
Sept 10	at NMSU				Did Not Play				
Sept 17	at RU				Did Not Play				
Oct 1	SJSU				Did Not Play				
Oct 7	BSU				Did Not Play				
Oct 15	vs. AFA				Did Not Play				
Oct 22	ULM	5	38	0	11	0	0	0	0
Oct 29	at UH				Did Not Play				
Nov 5	NEV				Did Not Play				
Nov 12	at USU				Did Not Play				
Nov 19	at CSU				Did Not Play				
Nov 26	WYO				Did Not Play				
Dec 17	UTSA				Did Not Play				
TOTAL		6	37	0	11	0	0	0	0

2017

Date	Opponent	Rush	Yds	TD	LG	Rec	Yds	TD	LG
Sept 2	ACU	0	0	0	0	0	0	0	0
Sept 9	NMSU				Did Not Play				
Sept 14	at BSU				Did Not Play				
Sept 23	at Tulsa				Did Not Play				
Sept 30	AFA				Did Not Play				
Oct 14	at FS				Did Not Play				
Oct 20	CSU				Did Not Play				
Oct 28	at WYO				Did Not Play				
Nov 4	USU				Did Not Play				
Nov 11	TA&M	0	0	0	0	0	0	0	0
Nov 17	UNLV				Did Not Play				
Nov 24	at SDSU	0	0	0	0	0	0	0	0
TOTAL		0	0	0	0	0	0	0	0

2018

Date	Opponent	Rush	Yds	TD	LG	Rec	Yds	TD	LG
Sept 1	UIW				Did Not Play				
Sept 8	at WISC				Did Not Play				
Sept 15	at NMSU				Did Not Play				
Sept 29	LIBERTY	0	0	0	0	0	0	0	0
Oct 6	at UNLV	3	4	0	4	0	0	0	0
Oct 13	at CSU	0	0	0	0	0	0	0	0
Oct 20	FS	0	0	0	0	0	0	0	0
Oct 27	at USU	0	0	0	0	0	0	0	0
Nov 3	SDSU				Did Not Play				
Nov 10	at AFA	0	0	0	0	0	0	0	0
Nov 16	BSU	0	0	0	0	0	0	0	0
Nov 24	WYO	0	0	0	0	0	0	0	0
TOTAL		3	4	0	4	0	0	0	0

2019

Date	Opponent	Rush	Yds	TD	LG	Rec	Yds	TD	LG
Aug 31	SHSU	3	11	0	9	0	0	0	0
Sept 14	at ND	5	15	0	11	0	0	0	0
Sept 21	NMSU				Did Not Play				
Sept 28	at LIBERTY				Did Not Play				
Oct 4	at SJSU	1	4	0	4	0	0	0	0
Oct 11	CSU	0	0	0	0	1	3	0	3
Oct 19	at WYO				Did Not Play				
Oct 26	HAW				Did Not Play				
Nov 2	at NEV				Did Not Play				
Nov 16	at BSU								
Nov 23	AFA								
Nov 30	USU								
TOTAL		9	30	0	11	1	3	0	3
CAREER		18	71	0	11	1	3	0	3

RB - #34 Bobby Cole

2018

Date	Opponent	Rush	Yds	TD	LG	Rec	Yds	TD	LG
Sept 1	UIW	0	0	0	0	0	0	0	0
Sept 8	at WISC	0	0	0	0	0	0	0	0
Sept 15	at NMSU				Did Not Play				
Sept 29	LIBERTY				Did Not Play				
Oct 6	at UNLV				Did Not Play				
Oct 13	at CSU				Did Not Play				
Oct 20	FS				Did Not Play				
Oct 27	at USU				Did Not Play				
Nov 3	SDSU				Did Not Play				
Nov 10	at AFA				Did Not Play				
Nov 16	BSU				Did Not Play				
Nov 24	WYO				Did Not Play				
TOTAL		0	0	0	0	0	0	0	0

WR - #7 Anselem Umeh

2017

Date	Opponent	Rush	Yds	TD	LG	Rec	Yds	TD	LG
Sept 2	ACU	0	0	0	0	0	0	0	0
Sept 9	NMSU	0	0	0	0	0	0	0	0
Sept 14	at BSU	0	0	0	0	1	14	1	14
Sept 23	at Tulsa	0	0	0	0	0	0	0	0
Sept 30	AFA	0	0	0	0	0	0	0	0
Oct 14	at FS	0	0	0	0	2	45	0	23
Oct 20	CSU				Did Not Play				
Oct 28	at WYO				Did Not Play				
Nov 4	USU	0	0	0	0	0	0	0	0
Nov 11	TA&M	0	0	0	0	0	0	0	0
Nov 17	UNLV	0	0	0	0	0	0	0	0
Nov 24	at SDSU	0	0	0	0	0	0	0	0
TOTAL		0	0	0	0	3	59	1	23

2018

Date	Opponent	Rush	Yds	TD	LG	Rec	Yds	TD	LG
Sept 1	UIW	0	0	0	0	2	37	0	37
Sept 8	at WISC	0	0	0	0	2	20	0	11
Sept 15	at NMSU	0	0	0	0	2	28	0	22
Sept 29	LIBERTY	0	0	0	0	1	6	0	6
Oct 6	at UNLV	0	0	0	0	1	26	1	26
Oct 13	at CSU	0	0	0	0	2	66	0	52
Oct 20	FS	0	0	0	0	2	44	0	26
Oct 27	at USU				Did Not Play				
Nov 3	SDSU	0	0	0	0	1	12	1	12
Nov 10	at AFA	0	0	0	0	3	77	0	56
Nov 16	BSU	0	0	0	0	0	0	0	0
Nov 24	WYO	0	0	0	0	0	0	0	0
TOTAL		0	0	0	0	16	316	2	56

2019

Date	Opponent	Rush	Yds	TD	LG	Rec	Yds	TD	LG
Aug 31	SHSU	0	0	0	0	1	9	0	9
Sept 14	at ND	0	0	0	0	0	0	0	0
Sept 21	NMSU	0	0	0	0	3	42	0	17
Sept 28	at LIBERTY	0	0	0	0	0	0	0	0
Oct 4	at SJSU	0	0	0	0	1	5	0	5
Oct 11	CSU				Did Not Play				
Oct 19	at WYO	0	0	0	0	1	8	0	8
Oct 26	HAW	0	0	0	0	6	92	0	40
Nov 2	at NEV	0	0	0	0	4	64	0	30
Nov 16	at BSU								
Nov 23	AFA								
Nov 30	USU								
TOTAL		0	0	0	0	16	220	0	40
CAREER		0	0	0	0	35	595	3	56

WR - #9 Jordan Kress

2019

Date	Opponent	Rush	Yds	TD	LG	Rec	Yds	TD	LG
Aug 31	SHSU	0	0	0	0	1	47	0	47
Sept 14	at ND	0	0	0	0	0	0	0	0
Sept 21	NMSU	0	0	0	0	3	122	2	55
Sept 28	at LIBERTY	0	0	0	0	0	0	0	0
Oct 4	at SJSU	0	0	0	0	2	46	1	34
Oct 11	CSU	0	0	0	0	0	0	0	0
Oct 19	at WYO	0	0	0	0	4	94	0	28
Oct 26	HAW	0	0	0	0	4	100	1	59
Nov 2	at NEV	0	0	0	0	4	40	0	26
Nov 16	at BSU								
Nov 23	AFA								
Nov 30	USU								
TOTAL		0	0	0	0	18	449	4	59

WR - #11 Cedric Patterson III

2018

Date	Opponent	Rush	Yds	TD	LG	Rec	Yds	TD	LG
Sept 1	UIW				Did Not Play				
Sept 8	at WISC				Did Not Play				
Sept 15	at NMSU				Did Not Play				
Sept 29	LIBERTY				Did Not Play				
Oct 6	at UNLV				Did Not Play				
Oct 13	at CSU				Did Not Play				
Oct 20	FS				Did Not Play				
Oct 27	at USU	0	0	0	0	0	0	0	0
Nov 3	SDSU				Did Not Play				
Nov 10	at AFA	0	0	0	0	0	0	0	0
Nov 16	BSU				Did Not Play				
Nov 24	WYO	0	0	0	0	0	0	0	0
TOTAL		0	0	0	0	0	0	0	0

2019

Date	Opponent	Rush	Yds	TD	LG	Rec	Yds	TD	LG
Aug 31	SHSU	0	0	0	0	0	0	0	0
Sept 14	at ND	0	0	0	0	0	0	0	0
Sept 21	NMSU	0	0	0	0	2	72	1	62
Sept 28	at LIBERTY	0	0	0	0	1	22	0	22
Oct 4	at SJSU	0	0	0	0	1	38	1	38
Oct 11	CSU	0	0	0	0	0	0	0	0
Oct 19	at WYO	0	0	0	0	0	0	0	0
Oct 26	HAW	0	0	0	0	1	7	0	7
Nov 2	at NEV	0	0	0	0	0	0	0	0
Nov 16	at BSU								
Nov 23	AFA								
Nov 30	USU								
TOTAL		0	0	0	0	5	139	2	62
CAREER		0	0	0	0	5	139	2	62

WR - #13 Aaron Molina

Date	Opponent	Rush	Yds	TD	LG	Rec	Yds	TD	LG
Sept 2	ACU	0	0	0	0	0	0	0	0
Sept 15	NMSU	0	0	0	0	0	0	0	0
Sept 14	at BSU				Did Not Play				
Sept 23	at Tulsa				Did Not Play				
Sept 30	AFA				Did Not Play				
Oct 14	at FS	0	0	0	0	1	8	0	8
Oct 20	CSU	0	0	0	0	1	12	1	12
Oct 28	at WYO	0	0	0	0	0	0	0	0
Nov 4	USU	0	0	0	0	0	0	0	0
Nov 11	TA&M	0	0	0	0	0	0	0	0
Nov 17	UNLV	0	0	0	0	0	0	0	0
Nov 24	at SDSU	0	0	0	0	0	0	0	0
TOTAL		0	0	0	0	2	20	1	12

2018

Date	Opponent	Rush	Yds	TD	LG	Rec	Yds	TD	LG
Sept 1	UIW				Did Not Play				
Sept 8	at WISC	0	0	0	0	0	0	0	0
Sept 15	at NMSU	0	0	0	0	0	0	0	0
Sept 29	LIBERTY				Did Not Play				
Oct 6	at UNLV				Did Not Play				
Oct 13	at CSU				Did Not Play				
Oct 20	FS				Did Not Play				
Oct 27	at USU	0	0	0	0	3	49	0	31
Nov 3	SDSU				Did Not Play				
Nov 10	at AFA				Did Not Play				
Nov 16	BSU	0	0	0	0	1	15	0	15
Nov 24	WYO								
TOTAL		0	0	0	0	4	64	0	31

2019

Date	Opponent	Rush	Yds	TD	LG	Rec	Yds	TD	LG
Aug 31	SHSU	0	0	0	0	3	40	0	17
Sept 14	at ND	0	0	0	0	2	79	0	41
Sept 21	NMSU	0	0	0	0	0	0	0	0
Sept 28	at LIBERTY	0	0	0	0	2	28	1	14
Oct 4	at SJSU	0	0	0	0	0	0	0	0
Oct 11	CSU	0	0	0	0	1	20	0	20
Oct 19	at WYO	0	0	0	0	3	35	1	21
Oct 26	HAW	0	0	0	0	0	0	0	0
Nov 2	at NEV				Did Not Play				
Nov 16	at BSU								
Nov 23	AFA								
Nov 30	USU								
TOTAL		0	0	0	0	11	202	2	41
CAREER		0	0	0	0	17	286	3	41

WR - #15 Q' Drennan

Date	Opponent	Rush	Yds	TD	LG	Rec	Yds	TD	LG
Sept 1	USD	0	0	0	0	1	26	1	26
Sept 10	at NMSU	0	0	0	0	0	0	0	0
Sept 17	at RU	0	0	0	0	3	23	0	11
Oct 1	SJSU	1	10	0	10	0	0	0	0
Oct 7	BSU	0	0	0	0	1	11	0	11
Oct 15	vs. AFA	0	0	0	0	2	58	1	45
Oct 22	ULM	0	0	0	0	1	39	0	39
Oct 29	at UH	0	0	0	0	0	0	0	0
Nov 5	NEV	0	0	0	0	0	0	0	0
Nov 12	at USU	0	0	0	0	2	78	0	41
Nov 19	at CSU	0	0	0	0	0	0	0	0
Nov 26	WYO	0	0	0	0	1	49	1	49
Dec 17	UTSA	0	0	0	0	0	0	0	0
TOTAL		1	10	0	10	11	284	3	49

2017

Date	Opponent	Rush	Yds	TD	LG	Rec	Yds	TD	LG
Sept 2	ACU	0	0	0	0	1	42	0	42
Sept 9	NMSU	0	0	0	0	0	0	0	0
Sept 14	at BSU	0	0	0	0	0	0	0	0
Sept 23	at Tulsa	0	0	0	0	1	6	0	6
Sept 30	AFA	0	0	0	0	0	0	0	0
Oct 14	at FS	0	0	0	0	2	49	0	36
Oct 20	CSU	0	0	0	0	2	63	0	47
Oct 28	at WYO	0	0	0	0	1	4	0	4
Nov 4	USU	0	0	0	0	1	19	0	19
Nov 11	TA&M	0	0	0	0	0	0	0	0
Nov 17	UNLV	0	0	0	0	0	0	0	0
Nov 24	at SDSU	0	0	0	0	1	-1	0	0
TOTAL		0	0	0	0	9	185	0	47

2018

Date	Opponent	Rush	Yds	TD	LG	Rec	Yds	TD	LG
Sept 1	UIW	0	0	0	0	1	40	0	40
Sept 8	at WISC				Did Not Play				
Sept 15	at NMSU				Did Not Play				
Sept 29	LIBERTY				Did Not Play				
Oct 6	at UNLV				Did Not Play				
Oct 13	at CSU				Did Not Play				
Oct 20	FS				Did Not Play				
Oct 27	at USU				Did Not Play				
Nov 3	SDSU				Did Not Play				
Nov 10	at AFA				Did Not Play				
Nov 16	BSU				Did Not Play				
Nov 24	WYO				Did Not Play				
TOTAL		0	0	0	0	1	40	0	40

2017

Date	Opponent	Rush	Yds	TD	LG	Rec	Yds	TD	LG
Sept 2	ACU				Did Not Play				
Sept 9	NMSU				Did Not Play				
Sept 14	at BSU				Did Not Play				
Sept 23	at Tulsa				Did Not Play				
Sept 30	AFA				Did Not Play				
Oct 14	at FS				Did Not Play				
Oct 20	CSU				Did Not Play				
Oct 28	at WYO				Did Not Play				
Nov 4	USU	0	0	0	0	0	0	0	0
Nov 11	TA&M	0	0	0	0	0	0	0	0
Nov 17	UNLV	0	0	0	0	0	0	0	0
Nov 24	at SDSU	0	0	0	0	0	0	0	0
TOTAL		0	0	0	0	0	0	0	0

2018

Date	Opponent	Rush	Yds	TD	LG	Rec	Yds	TD	LG
Sept 1	UIW	0	0	0	0	0	0	0	0
Sept 8	at WISC	0	0	0	0	0	0	0	0
Sept 15	at NMSU	0	0	0	0	0	0	0	0
Sept 29	LIBERTY	0	0	0	0	0	0	0	0
Oct 6	at UNLV	0	0	0	0	0	0	0	0
Oct 13	at CSU	0	0	0	0	0	0	0	0
Oct 20	FS	0	0	0	0	0	0	0	0
Oct 27	at USU	0	0	0	0	0	0	0	0
Nov 3	SDSU	0	0	0	0	0	0	0	0
Nov 10	at AFA	0	0	0	0	0	0	0	0
Nov 16	BSU	0	0	0	0	0	0	0	0
Nov 24	WYO	0	0	0	0	0	0	0	0
TOTAL		0	0	0	0	0	0	0	0

2019

Date	Opponent	Rush	Yds	TD	LG	Rec	Yds	TD	LG
Aug 31	SHSU	0	0	0	0	0	0	0	0
Sept 14	at ND	0	0	0	0	0	0	0	0
Sept 21	NMSU	0	0	0	0	0	0	0	0
Sept 28	at LIBERTY	0	0	0	0	0	0	0	0
Oct 4	at SJSU	0	0	0	0	0	0	0	0
Oct 11	CSU	0	0	0	0	0	0	0	0
Oct 19	at WYO	1	4	0	4	1	11	0	11
Oct 26	HAW	0	0	0	0	1	2	0	2
Nov 2	at NEV	0	0	0	0	0	0	0	0
Nov 16	at BSU								
Nov 23	AFA								
Nov 30	USU								
TOTAL		1	4	0	4	2	13	0	11
CAREER		1	4	0	4	2	13	0	11

WR - #20 Reece Wilkinson

2019

Date	Opponent	Rush	Yds	TD	LG	Rec	Yds	TD	LG
Aug 31	SHSU				Did Not Play				
Sept 14	at ND				Did Not Play				
Sept 21	NMSU				Did Not Play				
Sept 28	at LIBERTY				Did Not Play				
Oct 4	at JSU				Did Not Play				
Oct 11	CSU				Did Not Play				
Oct 19	at WYO				Did Not Play				
Oct 26	HAW				Did Not Play				
Nov 2	at NEV				Did Not Play				
Nov 16	at BSU								
Nov 23	AFA								
Nov 30	USU								
TOTAL		0	0	0	0	0	0	0	0

WR - #23 Jay Griffin IV

2017

Date	Opponent	Rush	Yds	TD	LG	Rec	Yds	TD	LG
Sept 2	ACU	0	0	0	0	2	36	1	37
Sept 9	NMSU	1	61	1	61	5	95	1	20
Sept 14	at BSU	1	7	0	7	0	0	0	0
Sept 23	at Tulsa	1	20	0	20	1	3	0	3
Sept 30	AFA	1	4	0	4	2	75	1	71
Oct 14	at FS	3	7	0	3	2	13	0	5
Oct 20	CSU	2	3	0	6	0	0	0	0
Oct 28	at WYO	0	0	0	0	2	11	0	6
Nov 4	USU	0	0	0	0	5	35	0	10
Nov 11	TA&M	0	0	0	0	4	15	0	7
Nov 17	UNLV	3	14	0	7	0	0	0	0
Nov 24	at SDSU	1	0	0	0	6	110	1	62
TOTAL		13	126	1	61	29	393	4	71

2018

Date	Opponent	Rush	Yds	TD	LG	Rec	Yds	TD	LG
Sept 1	UIW	0	0	0	0	2	43	0	34
Sept 8	at WISC	0	0	0	0	3	34	0	15
Sept 15	at NMSU	0	0	0	0	1	3	0	3
Sept 29	LIBERTY	0	0	0	0	1	13	0	13
Oct 6	at UNLV	1	9	0	9	3	30	0	13
Oct 13	at CSU	0	0	0	0	1	-1	0	0
Oct 20	FS	0	0	0	0	2	-1	0	3
Oct 27	at USU	0	0	0	0	3	30	0	20
Nov 3	SDSU	0	0	0	0	2	10	0	12
Nov 10	at AFA	0	0	0	0	2	8	0	8
Nov 16	BSU	0	0	0	0	1	-1	0	0
Nov 24	WYO	0	0	0	0	0	0	0	0
TOTAL		1	9	0	9	19	168	0	34

2019

Date	Opponent	Rush	Yds	TD	LG	Rec	Yds	TD	LG
Aug 31	SHSU	1	2	0	2	2	36	0	25
Sept 14	at ND	1	8	0	8	3	27	0	14
Sept 21	NMSU	0	0	0	0	1	-2	0	0
Sept 28	at LIBERTY	1	2	0	2	2	28	0	14
Oct 4	at SJSU	0	0	0	0	1	10	0	10
Oct 11	CSU				Did Not Play				
Oct 19	at WYO				Did Not Play				
Oct 26	HAW	0	0	0	0	4	19	0	10
Nov 2	at NEV				Did Not Play				
Nov 16	at BSU								
Nov 23	AFB								
Nov 30	USU								
TOTAL		3	12	0	8	13	118	0	25
CAREER		17	147	1	61	61	678	4	71

WR - #27 Nick Foster

2019

Date	Opponent	Rush	Yds	TD	LG	Rec	Yds	TD	LG
Aug 31	SHSU				Did Not Play				
Sept 14	at ND				Did Not Play				
Sept 21	NMSU	0	0	0	0	0	0	0	0
Sept 28	at LIBERTY				Did Not Play				
Oct 4	at SJSU				Did Not Play				
Oct 11	CSU				Did Not Play				
Oct 19	at WYO				Did Not Play				
Oct 26	HAW				Did Not Play				
Nov 2	at NEV				Did Not Play				
Nov 16	at BSU								
Nov 23	AFB								
Nov 30	USU								
TOTAL		0	0	0	0	0	0	0	0

WR - #80 Any Somove

2016

Date	Opponent	Rush	Yds	TD	LG	Rec	Yds	TD	LG
Sept 1	USD	0	0	0	0	0	0	0	0
Sept 10	at NMSU	0	0	0	0	0	0	0	0
Sept 17	at RU	0	0	0	0	1	25	0	25
Oct 1	SJSU	0	0	0	0	0	0	0	0
Oct 7	BSU	0	0	0	0	1	12	1	12
Oct 15	vs. AFA	0	0	0	0	0	0	0	0
Oct 22	ULM	0	0	0	0	0	0	0	0
Oct 29	at UH	0	0	0	0	0	0	0	0
Nov 5	NEV	0	0	0	0	0	0	0	0
Nov 12	at USU	0	0	0	0	0	0	0	0
Nov 19	at CSU	0	0	0	0	0	0	0	0
Nov 26	WYO	0	0	0	0	0	0	0	0
Dec 17	UTSA	0	0	0	0	0	0	0	0
TOTAL		0	0	0	0	2	37	1	25

2017

Date	Opponent	Rush	Yds	TD	LG	Rec	Yds	TD	LG
Sept 2	ACU	0	0	0	0	0	0	0	0
Sept 9	NMSU	0	0	0	0	0	0	0	0
Sept 14	at BSU	0	0	0	0	0	0	0	0
Sept 23	at Tulsa	Did Not Play							
Sept 30	AFA	0	0	0	0	0	0	0	0
Oct 14	at FS	0	0	0	0	0	0	0	0
Oct 20	CSU	0	0	0	0	0	0	0	0
Oct 28	at WYO	0	0	0	0	0	0	0	0
Nov 4	USU	0	0	0	0	0	0	0	0
Nov 11	TA&M	0	0	0	0	0	0	0	0
Nov 17	UNLV	0	0	0	0	0	0	0	0
Nov 24	at SDSU	0	0	0	0	0	0	0	0
TOTAL		0	0	0	0	0	0	0	0

| 2018

Date	Opponent	Rush	Yds	TD	LG	Rec	Yds	TD	LG
Sept 1	UIW	0	0	0	0	2	34	1	22
Sept 8	at WISC	0	0	0	0	0	0	0	0
Sept 15	at NMSU	0	0	0	0	0	0	0	0
Sept 29	LIBERTY	0	0	0	0	2	36	0	31
Oct 6	at UNLV	0	0	0	0	0	0	0	0
Oct 13	at CSU	0	0	0	0	0	0	0	0
Oct 20	FS	0	0	0	0	0	0	0	0
Oct 27	at USU	0	0	0	0	2	15	0	8
Nov 3	SDSU	Did Not Play							
Nov 10	at AFA	0	0	0	0	0	0	0	0
Nov 16	BSU	0	0	0	0	0	0	0	0
Nov 24	WYO	0	0	0	0	1	19	0	19
TOTAL		0	0	0	0	7	104	1	31

2019

Date	Opponent	Rush	Yds	TD	LG	Rec	Yds	TD	LG
Aug 31	SHSU	0	0	0	0	3	62	0	29
Sept 14	at ND	0	0	0	0	0	0	0	0
Sept 21	NMSU	0	0	0	0	1	5	0	5
Sept 28	at LIBERTY	0	0	0	0	0	0	0	0
Oct 4	at SJSU	0	0	0	0	0	0	0	0
Oct 11	CSU	0	0	0	0	0	0	0	0
Oct 19	at WYO	0	0	0	0	0	0	0	0
Oct 26	HAW	0	0	0	0	1	9	1	9
Nov 2	at NEV	0	0	0	0	0	0	0	0
Nov 16	at BSU								
Nov 23	AFA								
Nov 30	USU								
TOTAL		0	0	0	0	5	76	1	29
CAREER		0	0	0	0	14	217	3	31

TE - #82 Jeffrey Jones, Jr.

2018

Date	Opponent	Rush	Yds	TD	LG	Rec	Yds	TD	LG
Sept 1	UIW	0	0	0	0	0	0	0	0
Sept 8	at WISC	Did Not Play							
Sept 15	at NMSU	0	0	0	0	0	0	0	0
Sept 29	LIBERTY	0	0	0	0	0	0	0	0
Oct 6	at UNLV	0	0	0	0	0	0	0	0
Oct 13	at CSU	0	0	0	0	1	3	0	3
Oct 20	FS	0	0	0	0	0	0	0	0
Oct 27	at USU	0	0	0	0	0	0	0	0
Nov 3	SDSU	Did Not Play							
Nov 10	at AFA	Did Not Play							
Nov 16	BSU	Did Not Play							
Nov 24	WYO	Did Not Play							
TOTAL		0	0	0	0	1	3	0	3

2019

Date	Opponent	Rush	Yds	TD	LG	Rec	Yds	TD	LG
Aug 31	SHSU				Did Not Play				
Sept 14	at ND	0	0	0	0	1	8	0	8
Sept 21	NMSU	0	0	0	0	0	0	0	0
Sept 28	at LIBERTY	0	0	0	0	0	0	0	0
Oct 4	at SJISU	0	0	0	0	0	0	0	0
Oct 11	CSU	0	0	0	0	0	0	0	0
Oct 19	at WYO				Did Not Play				
Oct 26	HAW				Did Not Play				
Nov 2	at NEV				Did Not Play				
Nov 16	at BSU								
Nov 23	AFA								
Nov 30	USU								
TOTAL		0	0	0	0	1	8	0	8
CAREER		0	0	0	0	2	11	0	8

TE - #84 Erik Beilman

2016

Date	Opponent	Rush	Yds	TD	LG	Rec	Yds	TD	LG
Sept 1	USD	0	0	0	0	0	0	0	0
Sept 10	at NMSU	0	0	0	0	0	0	0	0
Sept 17	at RU	0	0	0	0	0	0	0	0
Oct 1	SJSU	0	0	0	0	0	0	0	0
Oct 7	BSU	0	0	0	0	0	0	0	0
Oct 15	vs. AFA	0	0	0	0	0	0	0	0
Oct 22	ULM	0	0	0	0	0	0	0	0
Oct 29	at UH	0	0	0	0	0	0	0	0
Nov 5	NEV	0	0	0	0	0	0	0	0
Nov 12	at USU	0	0	0	0	0	0	0	0
Nov 19	at CSU	0	0	0	0	0	0	0	0
Nov 26	WYO	0	0	0	0	0	0	0	0
Dec 17	UTSA	0	0	0	0	0	0	0	0
TOTAL		0	0	0	0	0	0	0	0

2017

Date	Opponent	Rush	Yds	TD	LG	Rec	Yds	TD	LG
Sept 2	ACU	0	0	0	0	0	0	0	0
Sept 9	NMSU				Did Not Play				
Sept 14	at BSU	0	0	0	0	0	0	0	0
Sept 23	at Tulsa	0	0	0	0	0	0	0	0
Sept 30	AFA	0	0	0	0	0	0	0	0
Oct 14	at FS	0	0	0	0	0	0	0	0
Oct 20	CSU	0	0	0	0	0	0	0	0
Oct 28	at WYO	0	0	0	0	0	0	0	0
Nov 4	USU	0	0	0	0	0	0	0	0
Nov 11	TA&M	0	0	0	0	0	0	0	0
Nov 17	UNLV	0	0	0	0	0	0	0	0
Nov 24	at SDSU	0	0	0	0	0	0	0	0
TOTAL		0	0	0	0	0	0	0	0

2018

Date	Opponent	Rush	Yds	TD	LG	Rec	Yds	TD	LG
Sept 1	UIW	0	0	0	0	0	0	0	0
Sept 8	at WISC	0	0	0	0	0	0	0	0
Sept 15	at NMSU				Did Not Play				
Sept 29	LIBERTY	0	0	0	0	0	0	0	0
Oct 6	at UNLV	0	0	0	0	0	0	0	0
Oct 13	at CSU	0	0	0	0	0	0	0	0
Oct 20	FS	0	0	0	0	0	0	0	0
Oct 27	at USU	0	0	0	0	0	0	0	0
Nov 3	SDSU	0	0	0	0	0	0	0	0
Nov 10	at AFA	0	0	0	0	0	0	0	0
Nov 16	BSU	0	0	0	0	0	0	0	0
Nov 24	WYO	0	0	0	0	0	0	0	0
TOTAL		0	0	0	0	0	0	0	0

2019

Date	Opponent	Rush	Yds	TD	LG	Rec	Yds	TD	LG
Aug 31	SHSU	0	0	0	0	0	0	0	0
Sept 14	at ND	0	0	0	0	0	0	0	0
Sept 21	NMSU	0	0	0	0	0	0	0	0
Sept 28	at LIBERTY	0	0	0	0	0	0	0	0
Oct 4	at SJSU	0	0	0	0	0	0	0	0
Oct 11	CSU	0	0	0	0	0	0	0	0
Oct 19	at WYO	0	0	0	0	0	0	0	0
Oct 26	HAW	0	0	0	0	0	0	0	0
Nov 2	at NEV	0	0	0	0	0	0	0	0
Nov 16	at BSU								
Nov 23	AFA								
Nov 30	USU								
TOTAL		0	0	0	0	0	0	0	0
CAREER		0	0	0	0	0	0	0	0

TE - #85 Kyle Jarvis

2019

Date	Opponent	Rush	Yds	TD	LG	Rec	Yds	TD	LG
Aug 31	SHSU	0	0	0	0	0	0	0	0
Sept 14	at ND	0	0	0	0	0	0	0	0
Sept 21	NMSU	0	0	0	0	0	0	0	0
Sept 28	at LIBERTY	0	0	0	0	0	0	0	0
Oct 4	at SJSU	0	0	0	0	0	0	0	0
Oct 11	CSU	0	0	0	0	0	0	0	0
Oct 19	at WYO	0	0	0	0	0	0	0	0
Oct 26	HAW	0	0	0	0	0	0	0	0
Nov 2	at NEV	0	0	0	0	0	0	0	0
Nov 16	at BSU								
Nov 23	AFA								
Nov 30	USU								
TOTAL		0	0	0	0	0	0	0	0

TE - #88 Marcus Williams

2017

Date	Opponent	Rush	Yds	TD	LG	Rec	Yds	TD	LG
Sept 2	ACU	0	0	0	0	0	0	0	0
Sept 9	NMSU	0	0	0	0	0	0	0	0
Sept 14	at BSU	0	0	0	0	0	0	0	0
Sept 23	at Tulsa	0	0	0	0	0	0	0	0
Sept 30	AFA	0	0	0	0	0	0	0	0
Oct 14	at FS	0	0	0	0	0	0	0	0
Oct 20	CSU	0	0	0	0	1	27	0	27
Oct 28	at WYO	0	0	0	0	0	0	0	0
Nov 4	USU	0	0	0	0	0	0	0	0
Nov 11	TA&M	0	0	0	0	0	0	0	0
Nov 17	UNLV	0	0	0	0	0	0	0	0
Nov 24	at SDSU	0	0	0	0	0	0	0	0
TOTAL		0	0	0	0	1	27	0	27

2018

Date	Opponent	Rush	Yds	TD	LG	Rec	Yds	TD	LG
Sept 1	UIW	0	0	0	0	2	43	2	33
Sept 8	at WISC	0	0	0	0	2	16	0	10
Sept 15	at NMSU	0	0	0	0	0	0	0	0
Sept 29	LIBERTY	0	0	0	0	3	32	1	18
Oct 6	at UNLV	0	0	0	0	1	7	0	7
Oct 13	at CSU				Did Not Play				
Oct 20	FS	0	0	0	0	1	7	0	7
Oct 27	at USU	0	0	0	0	2	17	0	14
Nov 3	SDSU				Did Not Play				
Nov 10	at AFA	0	0	0	0	1	7	0	7
Nov 16	BSU	0	0	0	0	1	9	0	9
Nov 24	WYO	0	0	0	0	0	0	0	0
TOTAL		0	0	0	0	13	138	3	33

2019

Date	Opponent	Rush	Yds	TD	LG	Rec	Yds	TD	LG
Aug 31	SHSU	0	0	0	0	2	46	0	36
Sept 14	at ND	0	0	0	0	0	0	0	0
Sept 21	NMSU	0	0	0	0	2	73	0	42
Sept 28	at LIBERTY	0	0	0	0	3	33	0	18
Oct 4	at SJSU	0	0	0	0	2	38	0	24
Oct 11	CSU	0	0	0	0	5	58	0	16
Oct 19	at WYO	0	0	0	0	2	27	0	22
Oct 26	HAW	0	0	0	0	1	24	0	24
Nov 2	at NEV	0	0	0	0	6	74	0	24
Nov 16	at BSU								
Nov 23	AFA								
Nov 30	USU								
TOTAL		0	0	0	0	23	373	0	42
CAREER		0	0	0	0	37	538	3	42

DB - #3 Patrick Peek

2018

Date	Opponent	TKL	TFL-Yds	Sack-Yds	FF	FR-Yds	PBU	INT-yds	TD
Sept 1	UIW	2	0.0-0	0.0-0	0	0-0	0	0-0	0
Sept 8	at WISC	2	0.0-0	0.0-0	0	0-0	0	0-0	0
Sept 15	at NMSU	0	0.0-0	0.0-0	0	0-0	0	0-0	0
Sept 29	LIBERTY	0	0.0-0	0.0-0	0	0-0	0	0-0	0
Oct 6	at UNLV	4	0.0-0	0.0-0	0	0-0	0	0-0	0
Oct 13	at CSU	0	0.0-0	0.0-0	0	0-0	0	0-0	0
Oct 20	FS	1	0.0-0	0.0-0	0	0-0	0	0-0	0
Oct 27	at USU	7	1.0-3	0.0-0	1	0-0	0	0-0	0
Nov 3	SDSU	5	0.0-0	0.0-0	0	0-0	0	0-0	0
Nov 10	at AFA	1	0.0-0	0.0-0	0	0-0	0	0-0	0
Nov 16	BSU	1	0.0-0	0.0-0	0	0-0	0	0-0	0
Nov 24	WYO	2	0.0-0	0.0-0	0	0-0	0	0-0	0
TOTAL		25	1.0-3	0.0-0	1	0-0	0	0-0	0

2019

Date	Opponent	TKL	TFL-Yds	Sack-Yds	FF	FR-Yds	PBU	INT-yds	TD
Aug 31	SHSU	7	1.0-1	0.0-0	0	0-0	0	0-0	0
Sept 14	at ND	3	0.0-0	0.0-0	0	0-0	0	0-0	0
Sept 21	NMSU	2	0.0-0	0.0-0	0	0-0	0	0-0	0
Sept 28	at LIBERTY	6	0.0-0	0.0-0	0	0-0	0	0-0	0
Oct 4	at SJSU					Did Not Play			
Oct 11	CSU					Did Not Play			
Oct 19	at WYO					Did Not Play			
Oct 26	HAW					Did Not Play			
Nov 2	at NEV					Did Not Play			
Nov 16	at BSU								
Nov 23	AFA								
Nov 30	USU								
TOTAL		18	1.0-1	0.0-0	0	0-0	0	0-0	0
CAREER		43	2.0-4	0.0-0	1	0-0	0	0-0	0

DB - #4 Shaddrick Lowery

2019

Date	Opponent	TKL	TFL-Yds	Sack-Yds	FF	FR-Yds	PBU	INT-yds	TD
Aug 31	SHSU	0	0.0-0	0.0-0	0	0-0	0	0-0	0
Sept 14	at ND	0	0.0-0	0.0-0	0	0-0	0	0-0	0
Sept 21	NMSU	0	0.0-0	0.0-0	0	0-0	0	0-0	0
Sept 28	at LIBERTY	0	0.0-0	0.0-0	0	0-0	0	0-0	0
Oct 4	at SJSU	0	0.0-0	0.0-0	0	0-0	0	0-0	0
Oct 11	CSU	0	0.0-0	0.0-0	0	0-0	0	0-0	0
Oct 19	at WYO	0	0.0-0	0.0-0	0	0-0	0	0-0	0
Oct 26	HAW	0	0.0-0	0.0-0	0	0-0	0	0-0	0
Nov 2	at NEV	0	0.0-0	0.0-0	0	0-0	0	0-0	0
Nov 16	at BSU								
Nov 23	AFA								
Nov 30	USU								
TOTAL		0	0.0-0	0.0-0	0	0-0	0	0-0	0

CB - #6 De'John Rogers

2018

Date	Opponent	TKL	TFL-Yds	Sack-Yds	FF	FR-Yds	PBU	INT-Yds	TD
Sept 1	UIW	4	0.0-0	0.0-0	0	0-0	0	0-0	0
Sept 8	at WISC	1	0.0-0	0.0-0	0	0-0	0	0-0	0
Sept 15	at NMSU	5	0.0-0	0.0-0	0	0-0	1	1-28	0
Sept 29	LIBERTY	2	0.0-0	0.0-0	0	0-0	0	0-0	0
Oct 6	at UNLV	2	0.0-0	0.0-0	0	0-0	0	0-0	0
Oct 13	at CSU	1	0.0-0	0.0-0	0	0-0	1	0-0	0
Oct 20	FS	2	0.0-0	0.0-0	0	0-0	0	0-0	0
Oct 27	at USU	2	0.0-0	0.0-0	0	0-0	0	0-0	0
Nov 3	SDSU	3	0.0-0	0.0-0	0	0-0	0	0-0	0
Nov 10	at USU	Did Not Play							
Nov 16	BSU	4	0.0-0	0.0-0	0	0-0	0	0-0	0
Nov 24	WYO	0	0.0-0	0.0-0	0	0-0	0	0-0	0
TOTAL		26	0.0-0	0.0-0	0	0-0	2	1-28	0

2019

Date	Opponent	TKL	TFL-Yds	Sack-Yds	FF	FR-Yds	PBU	INT-yds	TD
Aug 31	SHSU	1	0.0-0	0.0-0	0	0-0	0	0-0	0
Sept 14	at ND			Did Not Play					
Sept 21	NMSU			Did Not Play					
Sept 28	at LIBERTY			Did Not Play					
Oct 4	at SJSU			Did Not Play					
Oct 11	CSU	0	0.0-0	0.0-0	0	0-0	0	0-0	0
Oct 19	at WYO	0	0.0-0	0.0-0	0	0-0	0	0-0	0
Oct 26	HAW	0	0.0-0	0.0-0	0	0-0	0	0-0	0
Nov 2	at NEV	0	0.0-0	0.0-0	0	0-0	0	0-0	0
Nov 16	at BSU								
Nov 23	AFA								
Nov 30	USU								
TOTAL		1	0.0-0	0.0-0	0	0-0	0	0-0	0
CAREER		6	0.0-0	0.0-0	0	0-0	0	0-0	0

DB - #8 Donte Martin

Date	Opponent	TKL	TFL-Yds	Sack-Yds	FF	FR-Yds	PBU	INT-yds	TD
Sept 1	UIW			Did Not Play					
Sept 8	at WISC			Did Not Play					
Sept 15	at NMSU			Did Not Play					
Sept 29	LIBERTY			Did Not Play					
Oct 6	at UNLV			Did Not Play					
Oct 13	at CSU			Did Not Play					
Oct 20	FS			Did Not Play					
Oct 27	at USU			Did Not Play					
Nov 3	SDSU			Did Not Play					
Nov 10	at AFA	0	0.0-0	0.0-0	0	0-0	0	0-0	0
Nov 16	BSU	0	0.0-0	0.0-0	0	0-0	0	0-0	0
Nov 24	WYO	0	0.0-0	0.0-0	0	0-0	0	0-0	0
TOTAL		0	0.0-0	0.0-0	0	0-0	0	0-0	0

2019

Date	Opponent	TKL	TFL-Yds	Sack-Yds	FF	FR-Yds	PBU	INT-yds	TD
Aug 31	SHSU	3	0.0-0	0.0-0	0	0-0	0	0-0	0
Sept 14	at ND	1	0.0-0	0.0-0	0	0-0	1	0-0	0
Sept 21	NMSU	6	0.0-0	0.0-0	0	0-0	0	0-0	0
Sept 28	at LIBERTY	5	0.0-0	0.0-0	0	0-0	2	0-0	0
Oct 4	at SJSU	4	0.0-0	0.0-0	0	0-0	4	0-0	0
Oct 11	CSU	3	0.0-0	0.0-0	0	0-0	0	0-0	0
Oct 19	at WYO	3	2.0-2	0.0-0	0	0-0	0	0-0	0
Oct 26	HAW	2	0.0-0	0.0-0	0	0-0	0	0-0	0
Nov 2	at NEV	5	0.0-0	0.0-0	0	0-0	0	0-0	0
Nov 16	at BSU								
Nov 23	AFA								
Nov 30	USU								
TOTAL		32	2.0-2	0.0-0	0	0-0	7	0-0	0
CAREER		32	2.0-2	0.0-0	0	0-0	7	0-0	0

DB - #9 Jerick Reed II

Date	Opponent	TKL	TFL-Yds	Sack-Yds	FF	FR-Yds	PBU	INT-yds	TD
Aug 31	SHSU	3	0.0-0	0.0-0	0	0-0	0	0-0	0
Sept 14	at ND	3	0.0-0	0.0-0	0	0-0	0	0-0	0
Sept 21	NMSU	4	0.0-0	0.0-0	0	0-0	0	1-43	1
Sept 28	at LIBERTY	10	0.0-0	0.0-0	0	0-0	0	0-0	0
Oct 4	at SJSU	9	2.0-5	0.0-0	0	0-0	0	0-0	0
Oct 11	CSU	5	0.0-0	0.0-0	0	0-0	0	0-0	0
Oct 19	at WYO			Did Not Play					
Oct 26	HAW	5	0.0-0	0.0-0	0	0-0	1	0-0	0
Nov 2	at NEV	5	1.0-1	0.0-0	0	0-0	0	0-0	0
Nov 16	at BSU								
Nov 23	AFA								
Nov 30	USU								
TOTAL		44	3.0-6	0.0-0	0	0-0	1	1-43	1

DB - #10 Eric Cuffee

Date	Opponent	TKL	TFL-Yds	Sack-Yds	FF	FR-Yds	PBU	INT-yds	TD
Aug 31	SHSU			Did Not Play					
Sept 14	at ND			Did Not Play					
Sept 21	NMSU	1	0.0-0	0.0-0	0	0-0	0	0-0	0
Sept 28	at LIBERTY			Did Not Play					
Oct 4	at SJSU			Did Not Play					
Oct 11	CSU			Did Not Play					
Oct 19	at WYO			Did Not Play					
Oct 26	HAW			Did Not Play					
Nov 2	at NEV			Did Not Play					
Nov 16	at BSU								
Nov 23	AFA								
Nov 30	USU								
TOTAL		1	0.0-0	0.0-0	0	0-0	0	0-0	0

DB - #11 Kameron Miller

Date	Opponent	TKL	TFL-Yds	Sack-Yds	FF	FR-Yds	PBU	INT-yds	TD
Sept 2	ACU	0	0.0-0	0.0-0	0	0-0	0	0-0	0
Sept 9	NMSU			Did Not Play					
Sept 14	at BSU	0	0.0-0	0.0-0	0	0-0	0	0-0	0
Sept 23	at Tulsa	0	0.0-0	0.0-0	0	0-0	0	0-0	0
Sept 30	AFA	0	0.0-0	0.0-0	0	0-0	0	0-0	0
Oct 14	at FS	0	0.0-0	0.0-0	0	0-0	0	0-0	0
Oct 20	CSU	0	0.0-0	0.0-0	0	0-0	0	0-0	0
Oct 28	at WYO	0	0.0-0	0.0-0	0	0-0	0	0-0	0
Nov 4	USU	0	0.0-0	0.0-0	0	0-0	0	0-0	0
Nov 11	TA&M	0	0.0-0	0.0-0	0	0-0	0	0-0	0
Nov 17	UNLV	0	0.0-0	0.0-0	0	0-0	0	0-0	0
Nov 24	at SDSU	0	0.0-0	0.0-0	0	0-0	0	0-0	0
TOTAL		0	0.0-0	0.0-0	0	0-0	0	0-0	0

2018

Date	Opponent	TKL	TFL-Yds	Sack-Yds	FF	FR-Yds	PBU	INT-yds	TD
Sept 1	UIW	0	0.0-0	0.0-0	0	0-0	0	0-0	0
Sept 8	at WISC	0	0.0-0	0.0-0	0	0-0	0	0-0	0
Sept 15	at NMSU	0	0.0-0	0.0-0	0	0-0	0	0-0	0
Sept 29	LIBERTY	0	0.0-0	0.0-0	0	0-0	0	0-0	0
Oct 6	at UNLV	2	0.0-0	0.0-0	0	0-0	0	0-0	0
Oct 13	at CSU	0	0.0-0	0.0-0	0	0-0	0	0-0	0
Oct 20	FS	0	0.0-0	0.0-0	0	0-0	0	0-0	0
Oct 27	at USU	5	0.0-0	0.0-0	0	0-0	0	0-0	0
Nov 3	SDSU	0	0.0-0	0.0-0	0	0-0	0	0-0	0
Nov 10	at AFA	0	0.0-0	0.0-0	0	0-0	0	0-0	0
Nov 16	BSU	5	1.0-1	0.0-0	0	0-0	0	0-0	0
Nov 24	WYO	2	0.0-0	0.0-0	0	0-0	0	0-0	0
TOTAL		14	1.0-1	0.0-0	0	0-0	0	0-0	0

2019

Date	Opponent	TKL	TFL-Yds	Sack-Yds	FF	FR-Yds	PBU	INT-yds	TD
Aug 31	SHSU	5	0.0-0	0.0-0	0	0-0	0	0-0	0
Sept 14	at ND	2	0.0-0	0.0-0	0	0-0	0	0-0	0
Sept 21	NMSU	2	0.0-0	0.0-0	0	0-0	0	0-0	0
Sept 28	at LIBERTY	0	0.0-0	0.0-0	0	0-0	0	0-0	0
Oct 4	at SJSU	4	0.5-0	0.0-0	0	0-0	0	0-0	0
Oct 11	CSU	1	0.0-0	0.0-0	0	0-0	0	0-0	0
Oct 19	at WYO	3	0.0-0	0.0-0	0	0-0	0	0-0	0
Oct 26	HAW			Did Not Play					
Nov 2	at NEV	1	0.0-0	0.0-0	0	0-0	0	0-0	0
Nov 16	at BSU								
Nov 23	AFA								
Nov 30	USU								
TOTAL		18	0.5-0	0.0-0	0	0-0	0	0-0	0
CAREER		32	1.5-1	0.0-0	0	0-0	0	0-0	0

DB - #13 Nico Bolden

Date	Opponent	TKL	TFL-Yds	Sack-Yds	FF	FR-Yds	PBU	INT-yds	TD
Sept 1	UIW	0	0.0-0	0.0-0	0	0-0	0	0-0	0
Sept 8	at WISC	0	0.0-0	0.0-0	0	0-0	0	0-0	0
Sept 15	at NMSU	0	0.0-0	0.0-0	0	0-0	0	0-0	0
Sept 29	LIBERTY	0	0.0-0	0.0-0	0	0-0	0	0-0	0
Oct 6	at UNLV	0	0.0-0	0.0-0	0	0-0	0	0-0	0
Oct 13	at CSU	1	0.0-0	0.0-0	0	0-0	0	0-0	0
Oct 20	FS	0	0.0-0	0.0-0	0	0-0	0	0-0	0
Oct 27	at USU	3	0.0-0	0.0-0	0	0-0	0	0-0	0
Nov 3	SDSU	2	0.0-0	0.0-0	0	0-0	0	0-0	0
Nov 10	at AFA	0	0.0-0	0.0-0	0	0-0	0	0-0	0
Nov 16	BSU			Did Not Play					
Nov 24	WYO			Did Not Play					
TOTAL		6	0.0-0	0.0-0	0	0-0	0	0-0	0

2019

Date	Opponent	TKL	TFL-Yds	Sack-Yds	FF	FR-Yds	PBU	INT-yds	TD
Aug 31	SHSU	1	0.0-0	0.0-0	0	0-0	0	0-0	0
Sept 14	at ND	0	0.0-0	0.0-0	0	0-0	0	0-0	0
Sept 21	NMSU			Did Not Play					
Sept 28	at LIBERTY	0	0.0-0	0.0-0	0	0-0	0	0-0	0
Oct 4	at SJSU	0	0.0-0	0.0-0	0	0-0	0	0-0	0
Oct 11	CSU	1	0.0-0	0.0-0	0	0-0	0	0-0	0
Oct 19	at WYO	8	0.0-0	0.0-0	0	0-0	0	0-0	0
Oct 26	HAW	0	0.0-0	0.0-0	0	0-0	0	0-0	0
Nov 2	at NEV	0	0.0-0	0.0-0	0	0-0	0	0-0	0
Nov 16	at BSU								
Nov 23	AFA								
Nov 30	USU								
TOTAL		10	0.0-0	0.0-0	0	0-0	0	0-0	0
CAREER		16	0.0-0	0.0-0	0	0-0	0	0-0	0

DB - #15 Letayveon Beaton

2019									
Date	Opponent	TKL	TFL-Yds	Sack-Yds	FF	FR-Yds	PBU	INT-Yds	TD
Aug 31	SHSU	2	0.0-0	0.0-0	0	0-0	1	0-0	0
Sept 14	at ND	4	0.0-0	0.0-0	0	0-0	0	0-0	0
Sept 21	NMSU	3	0.0-0	0.0-0	0	0-0	0	0-0	0
Sept 28	at LIBERTY	7	0.0-0	0.0-0	0	0-0	0	0-0	0
Oct 4	at SJSU	5	0.0-0	0.0-0	0	0-0	0	0-0	0
Oct 11	CSU	9	0.0-0	0.0-0	1	0-0	0	0-0	0
Oct 19	at WYO	6	0.0-0	0.0-0	0	0-0	0	0-0	0
Oct 26	HAW	4	0.0-0	0.0-0	0	0-0	1	0-0	0
Nov 2	at NEV	3	0.0-0	0.0-0	0	0-0	0	0-0	0
Nov 16	at BSU								
Nov 23	AFA								
Nov 30	USU								
TOTAL		43	0.0-0	0.0-0	1	0-0	2	0-0	0

DB - #28 Tony Collier

2019

Date	Opponent	TKL	TFL-Yds	Sack-Yds	FF	FR-Yds	PBU	INT-yds	TD
Aug 31	SHSU								
Sept 14	at ND								
Sept 21	NMSU	2	0.0-0	0.0-0	0	0-0	1	0-0	0
Sept 28	at LIBERTY	0	0.0-0	0.0-0	0	0-0	0	0-0	0
Oct 4	at SJSU	1	0.0-0	0.0-0	0	0-0	0	0-0	0
Oct 11	CSU	0	0.0-0	0.0-0	0	0-0	0	0-0	0
Oct 19	at WYO	0	0.0-0	0.0-0	0	0-0	0	0-0	0
Oct 26	HAW	0	0.0-0	0.0-0	0	0-0	0	0-0	0
Nov 2	at NEV	0	0.0-0	0.0-0	0	0-0	0	0-0	0
Nov 16	at BSU								
Nov 23	AFA								
Nov 30	USU								
TOTAL		3	0.0-0	0.0-0	0	0-0	1	0-0	0

DB - #32 Johnny Hernandez

2018

Date	Opponent	TKL	TFL-Yds	Sack-Yds	FF	FR-Yds	PBU	INT-yds	TD
Sept 1	UIW	1	0.0-0	0.0-0	0	0-0	0	0-0	0
Sept 8	at WISC	0	0.0-0	0.0-0	0	0-0	0	0-0	0
Sept 15	at NMSU	1	0.0-0	0.0-0	0	0-0	0	0-0	0
Sept 29	at LIBERTY	0	0.0-0	0.0-0	0	0-0	0	0-0	0
Oct 6	at UNLV	1	0.0-0	0.0-0	0	0-0	0	0-0	0
Oct 13	at CSU	0	0.0-0	0.0-0	0	0-0	0	0-0	0
Oct 20	FS	0	0.0-0	0.0-0	0	0-0	0	0-0	0
Oct 27	at USU	0	0.0-0	0.0-0	0	0-0	0	0-0	0
Nov 3	SDSU	0	0.0-0	0.0-0	0	0-0	0	0-0	0
Nov 10	at AFA	0	0.0-0	0.0-0	0	0-0	0	0-0	0
Nov 16	BSU	0	0.0-0	0.0-0	0	0-0	0	0-0	0
Nov 24	WYO	0	0.0-0	0.0-0	0	0-0	0	0-0	0
TOTAL		3	0.0-0	0.0-0	0	0-0	0	0-0	0

2019

Date	Opponent	TKL	TFL-Yds	Sack-Yds	FF	FR-Yds	PBU	INT-yds	TD
Aug 31	SHSU	11	0.0-0	0.0-0	0	0-0	1	0-0	0
Sept 14	at ND	5	0.0-0	0.0-0	0	0-0	0	0-0	0
Sept 21	NMSU								
Sept 28	at LIBERTY								
Oct 4	at SJSU	2	0.0-0	0.0-0	0	0-0	0	0-0	0
Oct 11	CSU	5	1.0-1	0.0-0	0	0-0	1	0-0	0
Oct 19	at WYO	11	0.0-0	0.0-0	0	0-0	0	0-0	0
Oct 26	HAW	3	0.0-0	0.0-0	0	0-0	0	0-0	0
Nov 2	at NEV	3	0.0-0	0.0-0	0	0-0	0	0-0	0
Nov 16	at BSU								
Nov 23	AFA								
Nov 30	USU								
TOTAL		40	1.0-1	0.0-0	0	0-0	2	0-0	0
CAREER		43	1.0-1	0.0-0	0	0-0	2	0-0	0

LB - #5 James Lewis

2019

Date	Opponent	TKL	TFL-Yds	Sack-Yds	FF	FR-Yds	PBU	INT-yds	TD
Aug 31	SHSU								
Sept 14	at ND	0	0.0-0	0.0-0	0	0-0	0	0-0	0
Sept 21	NMSU	3	0.0-0	0.0-0	0	0-0	0	0-0	0
Sept 28	at LIBERTY								
Oct 4	at SJSU	0	0.0-0	0.0-0	0	0-0	0	0-0	0
Oct 11	CSU								
Oct 19	at WYO	0	0.0-0	0.0-0	0	0-0	0	0-0	0
Oct 26	HAW	1	0.0-0	0.0-0	0	0-0	0	0-0	0
Nov 2	at NEV	0	0.0-0	0.0-0	0	0-0	0	0-0	0
Nov 16	at BSU								
Nov 23	AFA								
Nov 30	USU								
TOTAL		4	0.0-0	0.0-0	0	0-0	0	0-0	0

LB - #18 Dylan Horton

2018

Date	Opponent	TKL	TFL-Yds	Sack-Yds	FF	FR-Yds	PBU	INT-yds	TD
Sept 1	UIW	2	0.0-0	0.0-0	0	0-0	0	0-0	0
Sept 8	at WISC	2	0.0-0	0.0-0	0	0-0	0	0-0	0
Sept 15	at NMSU	2	0.5-1	0.0-0	0	0-0	0	0-0	0
Sept 29	at LIBERTY	0	0.0-0	0.0-0	0	0-0	0	0-0	0
Oct 6	at UNLV	0	0.0-0	0.0-0	0	1-0	0	0-0	0
Oct 13	at CSU	2	0.0-0	0.0-0	0	0-0	0	0-0	0
Oct 20	FS	0	0.0-0	0.0-0	0	0-0	0	0-0	0
Oct 27	at USU	1	0.0-0	0.0-0	0	0-0	0	0-0	0
Nov 3	SDSU	1	0.0-0	0.0-0	0	0-0	0	0-0	0
Nov 10	at AFA	1	0.0-0	0.0-0	0	0-0	0	0-0	0
Nov 16	BSU	1	0.0-0	0.0-0	0	0-0	0	0-0	0
Nov 24	WYO								
TOTAL		12	0.5-1	0.0-0	0	1-0	0	0-0	0

2019

Date	Opponent	TKL	TFL-Yds	Sack-Yds	FF	FR-Yds	PBU	INT-yds	TD
Aug 31	SHSU	8	1.0-5	1.0-5	0	0-0	1	0-0	0
Sept 14	at ND	5	0.0-0	0.0-0	0	0-0	0	0-0	0
Sept 21	NMSU	4	0.5-4	0.5-4	0	0-0	0	0-0	0
Sept 28	at LIBERTY	6	1.0-3	0.0-0	0	0-0	0	0-0	0
Oct 4	at SJSU	0	0.0-0	0.0-0	0	0-0	0	0-0	0
Oct 11	CSU								
Oct 19	at WYO								
Oct 26	HAW								
Nov 2	at NEV								
Nov 16	at BSU								
Nov 23	AFA								
Nov 30	USU								
TOTAL		23	2.5-12	1.5-9	0	0-0	1	0-0	0
CAREER		35	3.0-13	1.5-9	0	1-0	1	0-0	0

LB - #19 Devin Sanders

2019

Date	Opponent	TKL	TFL-Yds	Sack-Yds	FF	FR-Yds	PBU	INT-yds	TD
Aug 31	SHSU	1	0.0-0	0.0-0	0	0-0	0	0-0	0
Sept 14	at ND	2	0.0-0	0.0-0	0	0-0	0	0-0	0
Sept 21	NMSU	2	1.0-5	1.0-5	0	0-0	0	0-0	0
Sept 28	at LIBERTY	2	0.0-0	0.0-0	0	0-0	0	0-0	0
Oct 4	at SJSU	2	0.0-0	0.0-0	0	0-0	0	0-0	0
Oct 11	CSU	3	0.5-1	0.5-1	1	0-0	0	0-0	0
Oct 19	at WYO	1	0.0-0	0.0-0	0	0-0	0	0-0	0
Oct 26	HAW	4	0.5-1	0.0-0	0	0-0	0	0-0	0
Nov 2	at NEV	1	0.0-0	0.0-0	0	0-0	0	0-0	0
Nov 16	at BSU								
Nov 23	AFA								
Nov 30	USU								
TOTAL		18	2.0-7	1.5-6	1	0-0	0	0-0	0

LB - #20 Jacobi Hearn

2019

Date	Opponent	TKL	TFL-Yds	Sack-Yds	FF	FR-Yds	PBU	INT-yds	TD
Aug 31	SHSU	1	1.0-8	1.0-8	0	0-0	0	0-0	0
Sept 14	at ND	3	1.0-2	0.0-0	0	0-0	0	0-0	0
Sept 21	NMSU	5	1.0-4	0.0-0	0	0-0	0	0-0	0
Sept 28	at LIBERTY	1	0.0-0	0.0-0	0	0-0	0	0-0	0
Oct 4	at SJSU	4	1.0-7	1.0-7	0	0-0	0	0-0	0
Oct 11	CSU	6	3.0-15	1.0-9	0	0-0	0	0-0	0
Oct 19	at WYO	8	2.0-16	2.0-16	1	0-0	0	0-0	0
Oct 26	HAW	2	1.0-4	1.0-4	0	0-0	0	0-0	0
Nov 2	at NEV	1	0.0-0	0.0-0	0	0-0	0	0-0	0
Nov 16	at BSU								
Nov 23	AFA								
Nov 30	USU								
TOTAL		31	10.0-56	6.0-44	1	0-0	0	0-0	0

LB - #23 Reco Hannah

2019

Date	Opponent	TKL	TFL-Yds	Sack-Yds	FF	FR-Yds	PBU	INT-yds	TD
Aug 31	SHSU	0	0.0-0	0.0-0	0	0-0	0	0-0	0
Sept 14	at ND	0	0.0-0	0.0-0	0	0-0	0	0-0	0
Sept 21	NMSU	0	0.0-0	0.0-0	0	0-0	0	0-0	0
Sept 28	at LIBERTY	4	0.5-1	0.0-0	0	0-0	0	0-0	0
Oct 4	at SJSU	2	0.0-0	0.0-0	0	0-0	0	0-0	0
Oct 11	CSU	0	0.0-0	0.0-0	0	0-0	0	0-0	0
Oct 19	at WYO	0	0.0-0	0.0-0	0	0-0	0	0-0	0
Oct 26	HAW	1	0.0-0	0.0-0	0	0-0	0	0-0	0
Nov 2	at NEV	2	0.0-0	0.0-0	0	0-0	0	0-0	0
Nov 16	at BSU								
Nov 23	AFA								
Nov 30	USU								
TOTAL		9	0.5-1	0.0-0	0	0-0	0	0-0	0

LB - #30 Alexander "Moana" Vainikolo

2018

Date	Opponent	TKL	TFL-Yds	Sack-Yds	FF	FR-Yds	PBU	INT-yds	TD
Sept 1	UIW	1	0.0-0	0.0-0	0	0-0	0	0-0	0
Sept 8	at WISC	1	0.0-0	0.0-0	0	0-0	0	0-0	0
Sept 15	at NMSU	9	0.0-0	0.0-0	0	0-0	0	0-0	0
Sept 29	at LIBERTY	1	0.0-0	0.0-0	0	0-0	0	0-0	0
Oct 6	at UNLV	1	0.0-0	0.0-0	0	0-0	0	0-0	0
Oct 13	at CSU	0	0.0-0	0.0-0	0	0-0	0	0-0	0
Oct 20	FS	7	0.0-0	0.0-0	0	0-0	0	0-0	0
Oct 27	at USU	4	0.0-0	0.0-0	0	0-0	0	0-0	0
Nov 3	SDSU	1	1.0-5	0.0-0	1	0-0	0	0-0	0
Nov 10	at AFA	2	0.0-0	0.0-0	0	0-0	0	0-0	0
Nov 16	BSU	3	1.0-2	0.0-0	0	0-0	0	0-0	0
Nov 24	WYO	5	0.0-0	0.0-0	0	0-0	0	0-0	0
TOTAL		35	2.0-7	0.0-0	1	0-0	0	0-0	0

2019

Date	Opponent	TKL	TFL-Yds	Sack-Yds	FF	FR-Yds	PBU	INT-Yds	TD
Aug 31	SHSU	6	0.5-2	0.0-0	0	0-0	0	0-0	0
Sept 14	at ND	3	2.0-13	0.0-0	0	0-0	0	0-0	0
Sept 21	NMSU	1	0.0-0	0.0-0	0	0-0	0	0-0	0
Sept 28	at LIBERTY	1	0.0-0	0.0-0	0	0-0	0	0-0	0
Oct 4	at SJSU	7	1.0-2	0.0-0	0	0-0	0	0-0	0
Oct 11	CSU	7	0.0-0	0.0-0	0	0-0	0	0-0	0
Oct 19	at WYO	9	1.5-13	1.0-8	0	0-0	0	0-0	0
Oct 26	HAW	8	0.0-0	0.0-0	0	0-0	1	0-0	0
Nov 2	at NEV	10	4.5-32	1.0-17	0	0-0	0	0-0	
Nov 16	at BSU								
Nov 23	AFA								
Nov 30	USU								
TOTAL		52	9.5-62	2.0-25	0	0-0	1	0-0	0
CAREER		87	11.5-69	2.0-25	1	0-0	1	0-0	0

2019

Date	Opponent	TKL	TFL-Yds	Sack-Yds	FF	FR-Yds	PBU	INT-yds	TD
Aug 31	SHSU	10	0.0-0	0.0-0	0	0-0	0	0-0	0
Sept 14	at ND	4	2.0-11	1.0-7	0	0-0	0	0-0	0
Sept 21	NMSU	7	0.5-4	0.5-4	0	0-0	0	0-0	0
Sept 28	at LIBERTY	8	2.5-6	0.0-0	0	0-0	1	0-0	0
Oct 4	at SJSU	7	1.5-3	0.0-0	0	0-0	1	0-0	0
Oct 11	CSU	5	0.0-0	0.0-0	0	0-0	0	0-0	0
Oct 19	at WYO	8	0.0-0	0.0-0	0	0-0	0	0-0	0
Oct 26	HAW	6	0.5-4	0.5-4	0	0-0	1	0-0	0
Nov 2	at NEV	8	1.0-7	1.0-7	0	0-0	0	0-0	0
Nov 16	at BSU								
Nov 23	AFA								
Nov 30	USU								
TOTAL		63	8.0-35	3.0-22	0	0-0	3	0-0	0
CAREER		168	17.5-62	5.0-31	2	2-0	7	0-0	0

LB - #45 Josh Woisin

2019

Date	Opponent	TKL	TFL-Yds	Sack-Yds	FF	FR-Yds	PBU	INT-yds	TD
Aug 31	SHSU					Did Not Play			
Sept 14	at ND					Did Not Play			
Sept 21	NMSU					Did Not Play			
Sept 28	at LIBERTY					Did Not Play			
Oct 4	at SJSU					Did Not Play			
Oct 11	CSU					Did Not Play			
Oct 19	at WYO					Did Not Play			
Oct 26	HAW					Did Not Play			
Nov 2	at NEV					Did Not Play			
Nov 16	at BSU								
Nov 23	AFA								
Nov 30	USU								
TOTAL		0	0.0-0	0.0-0	0	0-0	0	0-0	0

LB - #46 Brandon Shook

2018

Date	Opponent	TKL	TFL-Yds	Sack-Yds	FF	FR-Yds	PBU	INT-yds	TD
Sept 1	UIW	3	1.0-8	0.0-0	1	0-0	0	0-0	0
Sept 8	at WISC	0	0.0-0	0.0-0	0	0-0	0	0-0	0
Sept 15	at NMSU	1	0.0-0	0.0-0	0	0-0	0	0-0	0
Sept 29	LIBERTY	0	0.0-0	0.0-0	0	0-0	0	0-0	0
Oct 6	at UNLV	2	1.0-9	1.0-9	1	0-0	0	0-0	0
Oct 13	at CSU	0	0.0-0	0.0-0	0	0-0	0	0-0	0
Oct 20	FS	3	0.0-0	0.0-0	0	0-0	0	0-0	0
Oct 27	at USU	3	0.0-0	0.0-0	0	0-0	0	0-0	0
Nov 3	SDSU	2	0.0-0	0.0-0	0	0-0	0	0-0	0
Nov 10	at AFA	7	0.5-1	0.0-0	0	0-0	0	0-0	0
Nov 16	BSU	14	1.0-8	1.0-8	0	0-0	0	0-0	0
Nov 24	WYO	5	0.0-0	0.0-0	0	0-0	0	0-0	0
TOTAL		40	3.5-26	2.0-17	2	0-0	0	0-0	0

2019

Date	Opponent	TKL	TFL-Yds	Sack-Yds	FF	FR-Yds	PBU	INT-yds	TD
Aug 31	SHSU	0	0.0-0	0.0-0	0	0-0	0	0-0	0
Sept 14	at ND	4	0.0-0	0.0-0	0	0-0	0	0-0	0
Sept 21	NMSU	5	0.0-0	0.0-0	1	0-0	0	0-0	0
Sept 28	at LIBERTY	1	0.0-0	0.0-0	0	0-0	0	0-0	0
Oct 4	at SJSU	0	0.0-0	0.0-0	0	0-0	0	0-0	0
Oct 11	CSU	0	0.0-0	0.0-0	0	0-0	0	0-0	0
Oct 19	at WYO	1	0.0-0	0.0-0	0	0-0	0	0-0	0
Oct 26	HAW	2	0.0-0	0.0-0	0	0-0	0	0-0	0
Nov 2	at NEV	1	0.0-0	0.0-0	0	0-0	0	0-0	0
Nov 16	at BSU								
Nov 23	AFA								
Nov 30	USU								
TOTAL		14	0.0-0	0.0-0	1	0-0	0	0-0	0
CAREER		54	3.5-26	2.0-17	3	0-0	0	0-0	0

DL - #52 Aaron Blackwell

2017

Date	Opponent	TKL	TFL-Yds	Sack-Yds	FF	FR-Yds	PBU	INT-yds	TD
Sept 2	ACU	1	0.0-0	0.0-0	0	0-0	0	0-0	0
Sept 9	NMSU					Did Not Play			
Sept 14	at BSU	0	0.0-0	0.0-0	0	0-0	0	0-0	0
Sept 23	at Tulsa	1	0.5-1	0.0-0	0	0-0	0	0-0	0
Sept 30	AFA	0	0.0-0	0.0-0	0	0-0	0	0-0	0
Oct 14	at FS	1	0.0-0	0.0-0	0	0-0	0	0-0	0
Oct 20	CSU	2	0.0-0	0.0-0	0	0-0	0	0-0	0
Oct 28	at WYO	2	2.0-6	0.0-0	0	0-0	0	0-0	0
Nov 4	USU	0	0.0-0	0.0-0	0	0-0	0	0-0	0
Nov 11	TAMU	1	1.0-2	0.0-0	0	0-0	1	0-0	0
Nov 17	UNLV	1	0.0-0	0.0-0	0	0-0	0	0-0	0
Nov 24	at SDSU	1	0.0-0	0.0-0	0	0-0	0	0-0	0
TOTAL		10	3.5-9	0.0-0	0	0-0	1	0-0	0

2018

Date	Opponent	TKL	TFL-Yds	Sack-Yds	FF	FR-Yds	PBU	INT-yds	TD
Sept 1	UIW	2	0.0-0	0.0-0	0	0-0	0	0-0	0
Sept 8	at WISC	0	0.0-0	0.0-0	0	0-0	0	0-0	0
Sept 15	at NMSU	4	0.0-0	0.0-0	0	0-0	0	0-0	0
Sept 29	LIBERTY	3	0.0-0	0.0-0	0	0-0	0	0-0	0
Oct 6	at UNLV	3	0.0-0	0.0-0	0	0-0	0	0-0	0
Oct 13	at CSU	5	3.0-14	2.0-11	0	0-0	0	0-0	0
Oct 20	FS	2	0.0-0	0.0-0	0	0-0	0	0-0	0
Oct 27	at USU	2	0.0-0	0.0-0	0	0-0	0	0-0	0
Nov 3	SDSU	3	0.0-0	0.0-0	0	0-0	1	0-0	0
Nov 10	at AFA	2	0.0-0	0.0-0	0	0-0	0	0-0	0
Nov 16	BSU	1	0.0-0	0.0-0	0	0-0	0	0-0	0
Nov 24	WYO	2	1.0-3	0.0-0	0	0-0	0	0-0	0
TOTAL		29	4.0-17	2.0-11	0	0-0	1	0-0	0

2019

Date	Opponent	TKL	TFL-Yds	Sack-Yds	FF	FR-Yds	PBU	INT-yds	TD
Aug 31	SHSU	3	0.0-0	0.0-0	0	0-0	0	0-0	0
Sept 14	at ND					Did Not Play			
Sept 21	NMSU					Did Not Play			
Sept 28	at LIBERTY					Did Not Play			
Oct 4	at SJSU					Did Not Play			
Oct 11	CSU					Did Not Play			
Oct 19	at WYO					Did Not Play			
Oct 26	HAW					Did Not Play			
Nov 2	at NEV					Did Not Play			
Nov 16	at BSU								
Nov 23	AFA								
Nov 30	USU								
TOTAL		3	0.0-0	0.0-0	0	0-0	0	0-0	0
CAREER		38	7.5-26	2.0-11	0	0-0	2	0-0	0

DL - #54 Langston Murray

2018

Date	Opponent	TKL	TFL-Yds	Sack-Yds	FF	FR-Yds	PBU	INT-yds	TD
Sept 1	UIW	1	0.0-0	0.0-0	0	0-0	0	0-0	0
Sept 8	at WISC					Did Not Play			
Sept 15	at NMSU					Did Not Play			
Sept 29	LIBERTY	3	0.0-0	0.0-0	0	0-0	0	0-0	0
Oct 6	at UNLV	2	1.0-1	0.0-0	0	0-0	0	0-0	0
Oct 13	at CSU	2	0.0-0	0.0-0	0	0-0	0	0-0	0
Oct 20	FS	2	0.0-0	0.0-0	0	0-0	0	0-0	0
Oct 27	at USU	2	0.0-0	0.0-0	0	0-0	0	0-0	0
Nov 3	SDSU	0	0.0-0	0.0-0	0	0-0	0	0-0	0
Nov 10	at AFA	0	0.0-0	0.0-0	0	0-0	0	0-0	0
Nov 16	BSU	1	0.0-0	0.0-0	0	0-0	0	0-0	0
Nov 24	WYO	0	0.0-0	0.0-0	0	0-0	0	0-0	0
TOTAL		13	1.0-1	0.0-0	0	0-0	0	0-0	0

2019

Date	Opponent	TKL	TFL-Yds	Sack-Yds	FF	FR-Yds	PBU	INT-yds	TD
Aug 31	SHSU	0	0.0-0	0.0-0	0	0-0	0	0-0	0
Sept 14	at ND	0	0.0-0	0.0-0	0	0-0	0	0-0	0
Sept 21	NMSU					Did Not Play			
Sept 28	at LIBERTY	1	0.0-0	0.0-0	0	0-0	0	0-0	0
Oct 4	at SJSU	0	0.0-0	0.0-0	0	0-0	0	0-0	0
Oct 11	CSU	1	0.0-0	0.0-0	0	0-0	0	0-0	0
Oct 19	at WYO	0	0.0-0	0.0-0	0	0-0	0	0-0	0
Oct 26	HAW	2	0.0-0	0.0-0	0	0-0	0	0-0	0
Nov 2	at NEV					Did Not Play			
Nov 16	at BSU								
Nov 23	AFA								
Nov 30	USU								
TOTAL		4	0.0-0	0.0-0	0	0-0	0	0-0	0
CAREER		17	1.0-1	0.0-0	0	0-0	0	0-0	0

DL - #55 Elmer Pauni

2019

Date	Opponent	TKL	TFL-Yds	Sack-Yds	FF	FR-Yds	PBU	INT-yds	TD
Aug 31	SHSU					Did Not Play			
Sept 14	at ND	0	0.0-0	0.0-0	0	0-0	0	0-0	0
Sept 21	NMSU					Did Not Play			
Sept 28	at LIBERTY					Did Not Play			
Oct 4	at SJSU	1	0.0-0	0.0-0	0	0-0	0	0-0	0
Oct 11	CSU	1	0.0-0	0.0-0	0	0-0	0	0-0	0
Oct 19	at WYO	1	0.0-0	0.0-0	0	0-0	0	0-0	0
Oct 26	HAW	1	0.0-0	0.0-0	0	0-0	0	0-0	0
Nov 2	at NEV	1	0.0-0	0.0-0	0	0-0	0	0-0	0
Nov 16	at BSU								
Nov 23	AFA								
Nov 30	USU								
TOTAL		5	0.0-0	0.0-0	0	0-0	0	0-0	0

DL - #78 Louis Harden

2019

Date	Opponent	TKL	TFL-Yds	Sack-Yds	FF	FR-Yds	PBU	INT-yds	TD
Aug 31	SHSU					Did Not Play			
Sept 14	at ND					Did Not Play			
Sept 21	NMSU					Did Not Play			
Sept 28	at LIBERTY					Did Not Play			
Oct 4	at SJSU					Did Not Play			
Oct 11	CSU					Did Not Play			
Oct 19	at WYO					Did Not Play			
Oct 26	HAW					Did Not Play			
Nov 2	at NEV					Did Not Play			
Nov 16	at BSU								
Nov 23	FAA								
Nov 30	USU								
TOTAL		0	0.0-0	0.0-0	0	0-0	0	0-0	0

DL - #93 Nahje Flowers

2017

Date	Opponent	TKL	TFL-Yds	Sack-Yds	FF	FR-Yds	PBU	INT-yds	TD
Sept 2	ACU	0	0.0-0	0.0-0	0	0-0	0	0-0	0
Sept 9	NMSU	0	0.0-0	0.0-0	0	0-0	0	0-0	0
Sept 14	at BSU	0	0.0-0	0.0-0	0	0-0	0	0-0	0
Sept 23	at Tulsa	0	0.0-0	0.0-0	0	0-0	0	0-0	0
Sept 30	AFA	1	0.0-0	0.0-0	0	0-0	0	0-0	0
Oct 14	at FS	1	0.0-0	0.0-0	0	0-0	0	0-0	0
Oct 20	CSU	0	0.0-0	0.0-0	0	0-0	0	0-0	0
Oct 28	at WYO	1	0.0-0	0.0-0	0	0-0	0	0-0	0
Nov 4	USU	0	0.0-0	0.0-0	0	0-0	0	0-0	0
Nov 11	TA&M	0	0.0-0	0.0-0	0	0-0	0	0-0	0
Nov 17	UNLV	0	0.0-0	0.0-0	0	0-0	0	0-0	0
Nov 24	at SDSU	0	0.0-0	0.0-0	0	0-0	0	0-0	0
TOTAL		3	0.0-0	0.0-0	0	0-0	0	0-0	0

2018

Date	Opponent	TKL	TFL-Yds	Sack-Yds	FF	FR-Yds	PBU	INT-yds	TD
Sept 1	UIW	0	0.0-0	0.0-0	0	0-0	0	0-0	0
Sept 8	at WISC	3	0.0-0	0.0-0	0	0-0	0	0-0	0
Sept 15	at NMSU	0	0.0-0	0.0-0	0	0-0	0	0-0	0
Sept 29	LIBERTY	5	1.0-2	0.0-0	0	0-0	0	0-0	0
Oct 6	at UNLV	1	0.0-0	0.0-0	0	0-0	0	0-0	0
Oct 13	at CSU	4	0.0-0	0.0-0	0	0-0	0	0-0	0
Oct 20	FS	1	0.0-0	0.0-0	0	0-0	0	0-0	0
Oct 27	at USU	3	1.0-2	0.0-0	0	0-0	0	0-0	0
Nov 3	SDSU	1	0.0-0	0.0-0	0	0-0	0	0-0	0
Nov 10	at AFA	3	2.0-2	0.0-0	0	0-0	0	0-0	0
Nov 16	BSU	1	0.0-0	0.0-0	0	0-0	0	0-0	0
Nov 24	WYO	3	0.5-3	0.5-3	0	0-0	0	0-0	0
TOTAL		25	4.5-9	0.5-3	0	0-0	0	0-0	0

2019

Date	Opponent	TKL	TFL-Yds	Sack-Yds	FF	FR-Yds	PBU	INT-yds	TD
Aug 31	SHSU								Did Not Play
Sept 14	at ND								Did Not Play
Sept 21	NMSU	2	0.0-0	0.0-0	0	0-0	0	0-0	0
Sept 28	at LIBERTY	0	0.0-0	0.0-0	0	0-0	0	0-0	0
Oct 4	at SJSU	3	0.0-0	0.0-0	0	0-0	0	0-0	0
Oct 11	CSU	3	1.5-3	1.5-3	0	0-0	0	0-0	0
Oct 19	at WYO	2	0.0-0	0.0-0	0	0-0	0	0-0	0
Oct 26	HAW								Did Not Play
Nov 2	at NEV	3	0.5-1	0.0-0	0	0-0	0	0-0	0
Nov 16	at BSU								
Nov 23	AFA								
Nov 30	USU								
TOTAL		13	2.0-4	1.5-3	0	0-0	0	0-0	0
CAREER		41	6.5-13	2.0-6	0	0-0	0	0-0	0

DL - #95 Adebayo Soremekun

2018

Date	Opponent	TKL	TFL-Yds	Sack-Yds	FF	FR-Yds	PBU	INT-yds	TD
Sept 1	UIW	1	0.0-0	0.0-0	0	0-0	0	0-0	0
Sept 8	at WISC								Did Not Play
Sept 15	at NMSU								Did Not Play
Sept 29	LIBERTY	0	0.0-0	0.0-0	0	0-0	0	0-0	0
Oct 6	at UNLV	0	0.0-0	0.0-0	0	0-0	0	0-0	0
Oct 13	at CSU	3	0.5-2	0.0-0	0	0-0	0	0-0	0
Oct 20	FS	1	1.0-7	0.0-0	0	0-0	0	0-0	0
Oct 27	at USU	3	2.0-7	1.0-5	0	1-0	0	0-0	0
Nov 3	SDSU	1	1.0-1	1.0-1	0	2-44	0	0-0	1
Nov 10	at AFA	4	0.0-0	0.0-0	1	0-0	0	0-0	0
Nov 16	BSU	0	0.0-0	0.0-0	0	0-0	0	0-0	0
Nov 24	WYO	0	0.0-0	0.0-0	0	0-0	0	0-0	0
TOTAL		13	4.5-17	2.0-6	1	3-44	0	0-0	1

2019

Date	Opponent	TKL	TFL-Yds	Sack-Yds	FF	FR-Yds	PBU	INT-yds	TD
Aug 31	SHSU	3	1.5-6	1.0-4	0	0-0	0	0-0	0
Sept 14	at ND	1	0.5-2	0.0-0	0	0-0	0	0-0	0
Sept 21	NMSU	0	0.0-0	0.0-0	0	0-0	1	0-0	0
Sept 28	at LIBERTY	0	0.0-0	0.0-0	0	0-0	0	0-0	0
Oct 4	at SJSU	2	0.0-0	0.0-0	0	0-0	0	0-0	0
Oct 11	CSU								Did Not Play
Oct 19	at WYO	0	0.0-0	0.0-0	0	0-0	0	0-0	0
Oct 26	HAW	3	0.0-0	0.0-0	0	0-0	0	0-0	0
Nov 2	at NEV	1	0.0-0	0.0-0	0	0-0	0	0-0	0
Nov 16	at BSU								
Nov 23	AFA								
Nov 30	USU								
TOTAL		10	2.0-8	1.0-4	0	0-0	1	0-0	0
CAREER		23	6.5-25	3.0-10	1	3-44	1	0-0	0

DL - #97 Justin Harris

2019

Date	Opponent	TKL	TFL-Yds	Sack-Yds	FF	FR-Yds	PBU	INT-yds	TD
Aug 31	SHSU	0	0.0-0	0.0-0	0	0-0	0	0-0	0
Sept 14	at ND	3	1.0-1	0.0-0	0	0-0	0	0-0	0
Sept 21	NMSU								Did Not Play
Sept 28	at LIBERTY	0	0.0-0	0.0-0	0	0-0	0	0-0	0
Oct 4	at SJSU	1	0.0-0	0.0-0	0	0-0	0	0-0	0
Oct 11	CSU	3	0.0-0	0.0-0	0	0-0	0	0-0	0
Oct 19	at WYO	0	0.0-0	0.0-0	0	0-0	0	0-0	0
Oct 26	HAW	1	0.0-0	0.0-0	0	0-0	0	0-0	0
Nov 2	at NEV								Did Not Play
Nov 16	at BSU								
Nov 23	AFA								
Nov 30	USU								
TOTAL		8	1.0-1	0.0-0	0	0-0	0	0-0	0

DL - #98 Joey Noble

2019

Date	Opponent	TKL	TFL-Yds	Sack-Yds	FF	FR-Yds	PBU	INT-yds	TD
Aug 31	SHSU	1	0.0-0	0.0-0	0	0-0	0	0-0	0
Sept 14	at ND	2	0.5-2	0.0-0	0	0-0	0	0-0	0
Sept 21	NMSU	0	0.0-0	0.0-0	0	0-0	0	0-0	0
Sept 28	at LIBERTY	0	0.0-0	0.0-0	0	0-0	0	0-0	0
Oct 4	at SJSU								Did Not Play
Oct 11	CSU	2	0.5-3	0.5-3	0	0-0	0	0-0	0
Oct 19	at WYO	5	0.0-0	0.0-0	0	0-0	0	0-0	0
Oct 26	HAW	2	0.5-4	0.5-4	0	0-0	0	0-0	0
Nov 2	at NEV	4	0.0-0	0.0-0	0	0-0	0	0-0	0
Nov 16	at BSU								
Nov 23	AFA								
Nov 30	USU								
TOTAL		16	1.5-9	1.0-7	0	0-0	0	0-0	0

DL - #99 Ben Gansallo

2019

Date	Opponent	TKL	TFL-Yds	Sack-Yds	FF	FR-Yds	PBU	INT-yds	TD
Aug 31	SHSU	1	0.0-0	0.0-0	0	0-0	0	0-0	0
Sept 14	at ND	1	0.0-0	0.0-0	0	0-0	0	0-0	0
Sept 21	NMSU	1	0.0-0	0.0-0	0	0-0	0	0-0	0
Sept 28	at LIBERTY	2	0.0-0	0.0-0	0	0-0	0	0-0	0
Oct 4	at SJSU	1	0.0-0	0.0-0	0	0-0	0	0-0	0
Oct 11	CSU	0	0.0-0	0.0-0	0	0-0	1	0-0	0
Oct 19	at WYO	0	0.0-0	0.0-0	0	0-0	0	0-0	0
Oct 26	HAW	0	0.0-0	0.0-0	0	0-0	0	0-0	0
Nov 2	at NEV	0	0.0-0	0.0-0	0	0-0	0	0-0	0
Nov 16	at BSU								
Nov 23	AFA								
Nov 30	USU								
TOTAL		6	0.0-0	0.0-0	0	0-0	1	0-0	0

P - #96 Tyson Dyer

2018

Date	Opponent	No	Yds	Avg	Lg	Blkd	TB	FC	50+	i20
Sept 1	UIW	3	146	48.7	52	0	0	1	2	1
Sept 8	at WISC	5	195	39.0	50	0	0	0	1	1
Sept 15	at NMSU	8	355	44.4	62	0	1	0	2	2
Sept 29	LIBERTY	4	199	49.8	54	1	0	1	2	2
Oct 6	at UNLV	4	116	29.0	42	0	0	0	0	2
Oct 13	at CSU	6	267	44.5	56	0	0	1	1	2
Oct 20	FS	8	377	47.1	59	0	1	1	2	1
Oct 27	at USU	8	373	46.6	69	0	1	2	3	2
Nov 3	SDSU	8	348	43.5	56	0	1	0	1	1
Nov 10	at AFA	7	351	50.1	84	0	2	2	3	3
Nov 16	BSU	3	114	38.0	49	0	0	0	0	0
Nov 24	WYO	10	437	43.7	64	0	0	4	2	2
TOTAL		74	3278	44.3	84	1	6	12	19	19

2019

Date	Opponent	No	Yds	Avg	Lg	Blkd	TB	FC	50+	i20
Aug 31	SHSU	9	421	46.8	59	0	0	5	3	2
Sept 14	at ND	6	279	46.5	63	0	1	0	1	3
Sept 21	NMSU	2	119	59.5	63	0	1	0	2	1
Sept 28	at LIBERTY	5	239	47.8	58	0	0	1	3	5
Oct 4	at SJSU	3	145	48.3	60	1	0	1	1	2
Oct 11	CSU	7	303	43.3	56	0	0	1	4	7
Oct 19	at WYO	4	151	37.8	46	0	1	1	0	3
Oct 26	HAW	3	138	46.0	56	0	0	0	2	2
Nov 2	at NEV	6	269	44.8	55	0	1	2	2	3
Nov 16	at BSU									
Nov 23	AFA									
Nov 30	USU									
TOTAL		45	2064	45.9	63	1	4	10	18	28
CAREER		119	5342	44.9	84	2	10	22	37	47

K - #47 Dylan Kelly-Romero

2018

Sam Houston State (6-4, 5-2)

8/31 at New Mexico	L 31-39
9/7 Oklahoma Panhandle State	W 77-0
9/14 at North Dakota	L 23-27
9/21 *Incarnate Word	W 45-6
9/28 *at McNeese State	W 28-17
10/5 *Stephen F. Austin	W 31-20
10/12 *Lamar	L 17-20 (3 OT)
10/19 *Nicholls State	W 17-0
10/26 *at Central Arkansas	L 25-29
11/9 *at Abilene Christian	W 24-10
11/16 *Northwestern State	1 pm
11/23 *Houston Baptist	1 pm

Notre Dame (7-2)

9/2 at Louisville	W 35-17
9/14 New Mexico	W 66-14
9/21 at No. 3 Georgia	L 17-23
9/28 No. 18 Virginia	W 35-20
10/5 Bowling Green	W 52-0
10/12 USC	W 30-27
10/26 at No. 19 Michigan	L 14-45
11/2 Virginia Tech	W 21-20
11/9 at Duke	W 38-7
11/16 Navy	12:30 pm
11/23 Boston College	12:30 pm
11/30 at Stanford	TBA

New Mexico State (0-9)

8/31 at No. 23 Washington State	L 7-58
9/7 at No. 2 Alabama	L 10-62
9/14 San Diego State	L 10-31
9/21 at New Mexico	L 52-55
9/28 Fresno State	L 17-30
10/5 Liberty	L 13-20
10/12 at Central Michigan	L 28-42
10/26 at Georgia Southern	L 7-41
11/9 at Ole Miss	L 3-41
11/16 Incarnate Word	2 pm
11/23 UTEP	2 pm
11/30 at Liberty	Noon

Liberty (6-4)

8/31 No 22. Syracuse	L 0-24
9/7 at Louisiana	L 14-35
9/14 Buffalo	W 35-17
9/21 Hampton	W 62-27
9/28 New Mexico	W 17-10
10/5 at New Mexico State	W 20-13
10/19 Maine	W 59-44
10/26 at Rutgers	L 34-44
11/2 at UMass	W 63-21
11/9 at BYU	L 24-31
11/23 at Virginia	TBA
11/30 New Mexico State	Noon

San Jose State (4-6, 1-5)

8/29 Northern Colorado	W 35-18
9/7 Tulsa	L 16-34
9/21 at Arkansas	W 24-17
9/27 *at Air Force	L 24-41
10/4 *New Mexico	W 32-21
10/12 *at Nevada	L 38-41
10/19 *San Diego State	L 17-27
10/26 at Army	W 34-29
11/2 *Boise State	L 42-52
11/9 *at Hawai'i	L 40-42
11/23 *at UNLV	2 pm
11/30 *Fresno State	TBA

Colorado State (4-5, 3-2)

8/30 vs. Colorado (Mile High Stadium)	L 31-52
9/7 Western Illinois	W 38-13
9/14 at Arkansas	L 34-55
9/21 Toledo	L 35-41
9/28 *at Utah State	L 24-34
10/5 *San Diego State	L 10-24
10/11 *at New Mexico	W 35-21
10/26 *at Fresno State	W 41-31
11/2 *UNLV	W 37-17
11/16 *Air Force	5 pm
11/22 *at Wyoming	7:30 pm
11/29 *Boise State	1:30 pm

Wyoming (6-3, 3-2)

8/31 Missouri	W 37-31
9/7 at Texas State	W 23-14
9/14 Idaho	W 21-16
9/21 at Tulsa	L 21-24
9/28 *UNLV	W 53-17
10/12 *at San Diego State	L 22-26
10/19 *New Mexico	W 23-10
10/26 *Nevada	W 31-3
11/9 *at Boise State	L (OT) 17-20
11/16 *at Utah State	2 pm
11/22 *Colorado State	7:30 pm
11/30 *at Air Force	Noon

Hawai'i (6-4, 3-3)

8/24 Arizona	W 45-38
9/7 Oregon State	W 31-28
9/14 at No. 23 Washington	L 20-52
9/21 Central Arkansas	W 35-14
9/28 *at Nevada	W 54-3
10/12 *at Boise State	L 37-59
10/19 *Air Force	L 26-56
10/26 *at New Mexico	W 45-31
11/2 *Fresno State	L 38-41
11/9 *San Jose State	W 42-40
11/16 *at UNLV	2 pm
11/23 *San Diego State	9 pm
11/30 Army	10:30 am

Nevada (6-4, 3-3)

8/30 Purdue	W 34-31
9/7 at No. 16 Oregon	L 6-77
9/14 Weber State	W 19-13
9/21 at UTEP	W 37-21
9/28 *at Hawai'i	L 3-54
10/12 *San Jose State	W 41-38
10/19 *at Utah State	L 10-36
10/26 *at Wyoming	L 3-31
11/2 *New Mexico	W 21-10
11/9 *at San Diego State	W 17-13
11/23 *at Fresno State	TBA
11/30 *UNLV	1 pm

Boise State (8-1, 5-0)

8/31 vs. Florida State	W 36-31
9/6 Marshall	W 14-7
9/14 Portland State	W 45-10
9/20 *Air Force	W 30-19
10/5 *at UNLV	W 38-13
10/12 *Hawai'i	W 59-37
10/19 at BYU	L 25-28
11/2 *at San Jose State	W 52-42
11/9 *Wyoming	W (OT) 20-17
11/16 *New Mexico	8:15 pm
11/23 *at Utah State	8:30 pm
11/29 *at Colorado State	1:30 pm

Air Force (7-2, 4-1)

8/31 Colgate	W 48-7
9/14 at Colorado	W (OT) 30-23
9/20 *at Boise State	L 19-30
9/27 *San Jose State	W 41-24
10/5 at Navy	L 25-34
10/12 *Fresno State	W 42-24
10/19 *at Hawai'i	W 36-10
10/26 *Utah State	W 31-7
11/2 Army	W 17-13
11/16 *at Colorado State	5 pm
11/23 *at New Mexico	Noon
11/30 *Wyoming	Noon

Utah State (5-4, 4-1)

8/30 at Wake Forest	L 35-38
9/7 Stony Brook	W 62-7
9/21 *at San Diego State	W 23-17
9/28 *Colorado State	W 34-24
10/5 at LSU	L 6-42
10/19 *Nevada	W 36-10
10/26 *at Air Force	L 7-31
11/2 BYU	L 14-42
11/9 *at Fresno State	W 37-35
11/16 *Wyoming	2 pm
11/23 *Boise State	8:30 pm
11/30 *at New Mexico	2 pm

THE DAVIE FILE

Born: Sept. 30, 1954
Birthplace: Sewickley, Pa.
Alma Mater: Youngstown State, 1977
Playing Experience: Youngstown State, 1975-76
Family: Wife, Joanne; daughter Audra, son, Clay

Bowl Games Coached:

(corresponding to the season, not the actual year of the bowl game)

2016	Gildan New Mexico
2015	Gildan New Mexico
2000	Fiesta Bowl
1998	Gator Bowl
1997	Independence Bowl
1995	Orange Bowl
1994	Fiesta Bowl
1993	Cotton Bowl
1992	Cotton Bowl
1991	Cotton Bowl
1990	Holiday Bowl
1989	Sun Bowl
1987	Cotton Bowl
1986	Cotton Bowl
1985	Cotton Bowl
1982	Cotton Bowl
1981	Sugar Bowl
1980	Gator Bowl
1979	Fiesta Bowl
1977	Gator Bowl


Head Coaching Experience

Year	School	Record	Bowl
2019	New Mexico	2-7	-
2018	New Mexico	3-9	-
2017	New Mexico	3-9	-
2016	New Mexico	9-4	Gildan New Mexico Bowl
2015	New Mexico	7-6	Gildan New Mexico Bowl
2014	New Mexico	4-8	-
2013	New Mexico	3-9	-
2012	New Mexico	4-9	-
2001	Notre Dame	5-6	-
2000	Notre Dame	9-3	Fiesta Bowl
1999	Notre Dame	5-7	-
1998	Notre Dame	9-3	Gator Bowl
1997	Notre Dame	7-6	Independence Bowl

Career record: 70-86

Assistant Coaching Experience

Year	School	Position
1996	Notre Dame	Defensive Coordinator
1995	Notre Dame	Defensive Coordinator
1994	Notre Dame	Defensive Coordinator
1993	Texas A&M	Defensive Coordinator
1992	Texas A&M	Defensive Coordinator
1991	Texas A&M	Defensive Coordinator
1990	Texas A&M	Defensive Coordinator
1989	Texas A&M	Defensive Coordinator
1988	Texas A&M	Outside Linebackers
1987	Texas A&M	Outside Linebackers
1986	Texas A&M	Outside Linebackers
1985	Texas A&M	Outside Linebackers
1984	Tulane	DC./Asst. Head Coach
1983	Tulane	DC./Asst. Head Coach
1982	Pittsburgh	Linebackers
1981	Pittsburgh	Linebackers
1980	Pittsburgh	Linebackers
1979	Arizona	Linebackers
1978	Arizona	Linebackers
1977	Pittsburgh	Graduate Assistant



Bob Davie enters his eighth season at The University of New Mexico, where he has led the program to back-to-back bowl games, a 2016 Gildan New Mexico Bowl title, and increased respect in the form of nationally televised games and increased media attention.

The 2018 season saw him complete his 32nd season as a collegiate football coach, and it marked his 42nd season overall in the sport, including 10 years as a broadcaster at ESPN.

The 2018 season saw UNM put a scare into the nation's No. 5 team in Wisconsin, and pick up a record breaking win over UNLV, winning with the largest road margin of victory for the Lobos in the Mountain West. The Lobos also had a win in the Rio Grande Rivalry, winning 42-25 over New Mexico State, giving Davie a 5-2 record against UNM's rivals to the south.

UNM also led the nation in kickoff coverage and had the top punt returner in the nation, continuing the hallmark of tremendous special teams play under Davie. The team also turned in the best academic year on record with a 2.83 GPA in the Fall and a 2.92 in the Spring, two of the five highest GPAs in program history. Additionally, UNM set records as a program with 27 Academic All-Conference performers and 13 Mountain West Scholar-Athletes.

While the 2017 season did not see the results on the field that Davie and the Lobos got used too, it still had many successful moments. The season culminated with four Lobos making it into NFL camps, including the program's first draft choice in eight years with Jason Sanders as a seventh-round selection of the Miami Dolphins. Additionally, Lamar Jordan signed a free agent contract with the Atlanta Falcons and Corey Bojorquez did likewise with the New England Patriots.

The Lobos finished among the national leaders in kickoff coverage and punt coverage, and running back Richard McQuarley tied the school record with five touchdown runs against Air Force.

In addition, the Lobos continued their streak in which the team returned a kickoff for a touchdown in each of Bob Davie's first six seasons as Elijah Lilly took one back against Texas A&M. The touchdown was the 10th in those six seasons, and that was tied for the third-most in the nation over that time period, and UNM's streak of one kickoff return for a touchdown from 2010-17 was the second-longest streak nationally.

UNM was also strong off the field, with a program record 23 Mountain West All-Academic selections and a 2.85 GPA in the Spring semester, the highest under Davie at the time.

It's safe to say that his first five years at New Mexico has seen him orchestrate one of the best rebuilding jobs in the history of the sport. When he arrived on campus in 2012, he inherited a program that had gone just 3-37 in the previous 40 games and had the lowest number of scholarship players in Division I. Knowing that back story makes UNM's stretch all the more remarkable.

Over the 2015 and 2016 seasons, New Mexico went 16-10, tying a school record for the most wins in back-to-back seasons in school history. The Lobos tied a school record with six conference wins in 2016, and UNM's 11 conference wins over those two seasons were the most in school history. New Mexico's 12-5 Mountain West record over a 17-game stretch was tied for the best in the Mountain Division and is the second-best in the league overall.

Perhaps there is no better stat to show how far Davie has brought the Lobos than this: after no wins over Bowl eligible teams from 2008-14, the Lobos defeated seven bowl eligible teams over those two seasons.

UNDER DAVIE...

NEW MEXICO RECORD WHEN..... 2012...2013...2014...2015...2016...2017...2018...2019..... OVERALL

Lobos lead after 1st quarter.....	4-3.....3-2.....3-2.....4-2.....7-2.....2-1.....1-2.....1-1.....	25-15
Lobos trail after 1st quarter.....	0-5.....0-7.....0-4.....2-2.....1-2.....0-8.....1-7.....1-5.....	5-50
Score tied after 1st quarter.....	0-1.....0-0.....1-2.....1-2.....1-0.....1-0.....1-0.....0-0.....	5-5
Lobos lead after halftime.....	4-1.....2-1.....3-2.....5-0.....6-1.....2-0.....3-1.....1-0.....	26-6
Lobos trail after halftime.....	0-8.....0-7.....1-5.....2-6.....1-3.....1-9.....0-8.....0-6.....	5-52
Score tied after halftime.....	0-0.....1-1.....0-1.....0-0.....2-0.....0-0.....0-0.....1-0.....	4-2
Lobos lead after 3rd quarter.....	4-0.....2-0.....2-1.....5-1.....8-1.....3-0.....3-1.....2-0.....	30-4
Lobos trail after 3rd quarter.....	0-9.....1-8.....2-7.....1-5.....0-3.....0-9.....0-8.....0-6.....	4-55
Score tied after 3rd quarter.....	0-0.....0-1.....0-0.....1-0.....1-0.....0-0.....0-0.....0-0.....	2-1

SCHEDULE BREAKDOWN..... 2012...2013...2014...2015...2016...2017...2018...2019..... OVERALL

Overall.....	4-9.....3-9.....4-8.....7-6.....9-4.....3-9.....3-9.....2-7.....	35-61
August.....	0-0.....0-1.....0-1.....0-0.....0-0.....0-0.....0-0.....1-0.....	1-2
September.....	2-3.....2-2.....1-2.....2-2.....1-2.....3-2.....2-2.....1-2.....	14-17
October.....	2-2.....0-2.....1-2.....2-2.....4-1.....0-3.....1-3.....0-4.....	10-19
November.....	0-4.....1-4.....2-3.....3-1.....3-1.....0-4.....0-4.....0-1.....	9-22
December.....	0-0.....0-0.....0-0.....0-1.....1-0.....0-0.....0-0.....0-0.....	1-1

CONFERENCE GAMES..... 2012...2013...2014...2015...2016...2017...2018...2019..... OVERALL

Home.....	0-4.....1-3.....1-3.....3-1.....3-1.....1-3.....0-4.....0-2.....	9-21
Road.....	1-3.....0-4.....1-3.....2-2.....2-1.....0-4.....1-3.....0-3.....	7-23
Neutral.....	0-0.....0-0.....0-0.....0-0.....1-0.....0-0.....0-0.....0-0.....	1-0

NON-CONFERENCE GAMES..... 2012...2013...2014...2015...2016...2017...2018...2019..... OVERALL

Home.....	2-0.....1-1.....0-2.....2-2.....3-0.....1-1.....1-1.....2-0.....	12-7
Road.....	1-2.....1-1.....2-0.....0-1.....0-2.....1-1.....1-1.....0-2.....	6-10

MISCELLANEOUS..... 2012...2013...2014...2015...2016...2017...2018...2019..... OVERALL

Games Decided by a TD or less (8 pts).....	0-5.....2-3.....3-3.....3-2.....5-1.....1-3.....0-2.....2-1.....	16-20
Games Decided by a FG or less (3 pts).....	0-1.....0-0.....2-0.....2-0.....2-1.....1-3.....0-1.....1-0.....	8-6
Games Played on Grass.....	1-0.....0-1.....0-0.....0-1.....1-0.....0-2.....0-0.....0-0.....	2-4
Games Played on Turf.....	3-9.....3-8.....4-8.....7-5.....8-4.....3-7.....3-9.....2-7.....	33-57
Day Games (start before 6 pm).....	2-7.....1-5.....3-5.....4-4.....3-2.....2-4.....1-7.....2-2.....	18-36
Night Games (start 6 pm or later).....	2-2.....2-4.....1-3.....3-2.....6-2.....1-5.....2-2.....0-4.....	17-25
vs. Ranked.....	0-2.....0-1.....0-2.....0-0.....0-1.....0-0.....0-2.....0-1.....	0-9
Overtime.....	0-0.....1-0.....0-0.....0-0.....0-0.....0-0.....0-0.....0-0.....	1-0

New Mexico Inside Opponent Red-Zone

Date	Opponent	Score	Times		Total	Rush		Pass	FGs	Failed to score inside RZ					
			In RZ	Scored	Pls	TDs	TDs	TDs	Made	FGA	Down	Int	Fumble	Half	Game
Aug 31, 2019	SAM HOUSTON STATE	W 39-31	5	5	26	3	3	8	2	0	0	0	0	0	0
Sep 14, 2019	at Notre Dame	L 14-66	1	0	0	0	0	0	0	0	0	0	1	0	0
Sep 21, 2019	NEW MEXICO STATE	W 55-52	5	4	28	4	3	1	0	0	0	0	0	1	0
Sep 28, 2019	at Liberty	L 10-17	3	1	7	1	0	1	0	0	1	1	0	0	0
Oct 04, 2019	at San Jose State	L 21-32	3	1	7	1	1	8	0	1	0	0	1	0	0
Oct 11, 2019	COLORADO STATE	L 21-35	4	3	21	3	3	0	0	0	0	0	1	0	0
Oct 19, 2019	at Wyoming	L 10-23	3	2	10	1	0	1	1	0	0	0	0	1	0
Oct 26, 2019	HAWAII	L 31-45	3	3	17	2	1	1	1	0	0	0	0	0	0
Nov 02, 2019	at Nevada	L 10-21	3	2	10	1	1	8	1	0	1	0	0	0	0
Nov 09, 2019	AIR FORCE														
Nov 16, 2019	at Boise State														
Nov 30, 2019	UTAH STATE														
Totals			38	21	126	16	12	4	5	1	2	1	3	2	0
21 of 30 (70.0%)															

Opponents Inside New Mexico Red-Zone

Date	Opponent	Score	Times		Total	Rush		Pass	FGs	Failed to score inside RZ					
			In RZ	Scored	Pls	TDs	TDs	TDs	Made	FGA	Down	Int	Fumble	Half	Game
Aug 31, 2019	SAM HOUSTON STATE	W 39-31	3	3	22	3	2	1	0	0	0	0	0	0	0
Sep 14, 2019	at Notre Dame	L 14-66	4	4	24	3	2	1	1	0	0	0	0	0	0
Sep 21, 2019	NEW MEXICO STATE	W 55-52	8	8	52	7	4	3	1	0	0	0	0	0	0
Sep 28, 2019	at Liberty	L 10-17	4	2	14	2	0	2	0	1	0	0	1	0	0
Oct 04, 2019	at San Jose State	L 21-32	7	5	22	2	1	1	3	1	0	0	0	1	0
Oct 11, 2019	COLORADO STATE	L 21-35	5	2	14	2	2	0	0	1	0	0	1	1	0
Oct 19, 2019	at Wyoming	L 10-23	4	4	23	3	2	1	1	0	0	0	0	0	0
Oct 26, 2019	HAWAII	L 31-45	4	4	24	3	2	1	1	0	0	0	0	0	0
Nov 02, 2019	at Nevada	L 10-21	3	2	14	2	1	1	0	0	1	0	0	0	0
Nov 09, 2019	AIR FORCE														
Nov 16, 2019	at Boise State														
Nov 30, 2019	UTAH STATE														
Totals			42	34	209	27	16	11	7	3	1	0	2	2	0
34 of 42 (81.0%)															

2019 STARTING LINEUPS

OFFENSE

OPPONENT	QB	WR	WR	WR/RB*/TE#	RB	TE/WR*/RB#	LT	LG	C	RG	RT
SHSU	Hughes	Kress	Umeh	Griffin IV	Davis	Williams	Mosely	Estrella	Stapley	Jankoviak	Saltes
@UND	S. Jones	Kress	Umeh	Beilman#	J. Jones	Williams	Mosely	Zavala	Stapley	Jankoviak	Saltes
NMSU	Tuioti	Kress	Umeh	Lilly	Davis	Williams	Mosely	Estrella	Stapley	Jankoviak	Saltes
@LIB	Tuioti	Kress	Umeh	Griffin IV	Davis	Williams	Mosely	Estrella	Stapley	Jankoviak	Saltes
@SJSU	Tuioti	Kress	Umeh	Logan-Greene	Davis	Williams	Estrella	Briggs	Stapley	Jankoviak	Saltes
CSU	S. Jones	Kress	Molina	Logan-Greene	Carroll	Williams	Mosely	Estrella	Stapley	Briggs	Saltes
@WYO	S. Jones	Kress	Molina	Logan-Greene	Carroll	Williams	Mosely	Estrella	Stapley	Briggs	Saltes
HAW	Tuioti	Kress	Molina	Beilman#	Carroll	Williams	Mosely	Zavala	Stapley	Briggs	Saltes
@NEV	Tuioti	Kress	Somoye	Logan-Greene	Davis	Williams	Mosely	Estrella	Stapley	Zavala	Saltes
@BSU											
AFA											
USU											

DEFENSE

OPPONENT	LE	NT	RE/STAR 2*	RUSH	MLB	WLB	LCB	SS	FS	RCB	STAR/RUSH 2*
SHSU	Sellers	Blackwell	Austin	Horton	Hart	Vainikolo	Rogers	Peek	Miller	Martin	Hernandez
@UND	Sellers	Gansallo	Austin	Horton	Hart	Vainikolo	Rogers	Peek	Beaton	Martin	Hernandez
NMSU	Sellers	Soremekun	Austin	Hearn	Hart	Vainikolo	Rogers	Peek	Beaton	Martin	Reed II
@LIB	Sellers	Flowers	Austin	Horton	Hart	Vainikolo	Rogers	Peek	Beaton	Martin	Reed II
@SJSU	Soremekun	Flowers	Austin	Horton	Hart	Vainikolo	Rogers	Reed II	Beaton	Martin	Burton
CSU	Sellers	Flowers	Austin	Hearn	Hart	Vainikolo	Rogers	Reed II	Beaton	Martin	Burton
@WYO	Sellers	Flowers	Austin	Hearn	Hart	Vainikolo	Rogers	Bolden	Beaton	Martin	Hernandez
HAW	Soremekun	Austin	Burton*	Hearn	Hart	Vainikolo	Rogers	Reed II	Beaton	Martin	Hernandez
@NEV	Sellers	Gansallo	Austin	Hearn	Hart	Vainikolo	Rogers	Reed II	Beaton	Martin	Hernandez
@BSU											
AFA											
USU											

Date	Opponent	Score	Overall	Conference	Time	Attended
Aug 31, 2019	SAM HOUSTON STATE	W 39-31	1-0	0-0	3:56	13749
Sep 14, 2019	at #7 Notre Dame	L 14-66	1-1	0-0	3:23	77622
Sep 21, 2019	NEW MEXICO STATE	W 55-52	2-1	0-0	3:25	27269
Sep 28, 2019	at Liberty	L 10-17	2-2	0-0	3:04	17101
* Oct 04, 2019	at San Jose State	L 21-32	2-3	0-1	3:37	16119
* Oct 11, 2019	COLORADO STATE	L 21-35	2-4	0-2	3:51	15393
* Oct 19, 2019	at Wyoming	L 10-23	2-5	0-3	2:54	22884
* Oct 26, 2019	HAWAII	L 31-45	2-6	0-4	3:23	12617
* Nov 02, 2019	at Nevada	L 10-21	2-7	0-5	3:15	15631
* Nov 09, 2019	AIR FORCE					
* Nov 16, 2019	at Boise State					
* Nov 30, 2019	UTAH STATE					

Team Statistics	NM	OPP
SCORING	211	322
Points Per Game	23.4	35.8
Points Off Turnovers	25	72
FIRST DOWNS	188	205
Rushing	78	66
Passing	85	117
Penalty	25	22
RUSHING YARDAGE	1802	1347
Yards gained rushing	2004	1627
Yards lost rushing	202	280
Rushing Attempts	359	333
Average Per Rush	5.0	4.0
Average Per Game	200.2	149.7
TDs Rushing	16	17
PASSING YARDAGE	1968	3064
Comp-Att-Int	131-270-13	215-338-2
Average Per Pass	7.3	9.1
Average Per Catch	15.0	14.3
Average Per Game	218.7	340.4
TDs Passing	9	23
TOTAL OFFENSE	3770	4411
Total Plays	629	671
Average Per Play	6.0	6.6
Average Per Game	418.9	490.1
KICK RETURNS: #-Yards	15-393	13-352
PUNT RETURNS: #-Yards	18-131	13-80
INT RETURNS: #-Yards	2-52	13-133
KICK RETURN AVERAGE	26.2	27.1
PUNT RETURN AVERAGE	7.3	6.2
INT RETURN AVERAGE	26.0	10.2
FUMBLES-LOST	14-6	12-5
PENALTIES-Yards	66-600	68-583
Average Per Game	66.7	64.8
PUNTS-Yards	46-2084	45-2012
Average Per Punt	45.3	44.7
Net punt average	41.8	40.9
KICKOFFS-Yards	44-2676	59-3561
Average Per Kick	60.8	60.4
Net kick average	38.6	38.4
TIME OF POSSESSION/Game	28:45	31:15
3RD-DOWN Conversions	43/128	53/139
3rd-Down Pct	34%	38%
4TH-DOWN Conversions	5/13	12/18
4th-Down Pct	38%	67%
SACKS BY-Yards	20-142	10-69
MISC YARDS	0	0
TOUCHDOWNS SCORED	26	42
FIELD GOALS-ATTEMPTS	10-13	10-15
ON-SIDE KICKS	0-1	1-1
RED-ZONE SCORES	(21-30) 70%	(34-42) 81%
RED-ZONE TOUCHDOWNS	(16-30) 53%	(27-42) 64%
PAT-ATTEMPTS	(23-25) 92%	(38-41) 93%
ATTENDANCE	69028	149357
Games/Avg Per Game	4/17257	5/29871
Neutral Site Games		0/0

Score by Quarters	1st	2nd	3rd	4th	OT	Total
New Mexico	43	51	44	73	0	211
Opponents	72	130	47	73	0	322

Ranking	gp	att	gals	loss	net	avg	td	lg	avg/g
DAVIS, Ahmarri	11	138	840	17	823	6.0	7	67	102.9
CARROLL, Bryson	11	113	484	21	463	5.6	2	56	57.9
JONES, Sherion	6	47	254	50	204	4.3	3	35	34.0
TUJOTI, Tevaka	7	33	219	55	164	5.0	0	33	23.4
VIGILANT, Daevon	9	13	50	2	48	3.7	1	15	5.3
COLE, Bobby	9	2	38	0	38	19.0	1	37	4.2
MORAN, Kendell	4	10	36	3	33	3.3	2	8	11.2
JONES, Jawohn	4	8	31	5	26	3.2	0	11	6.5
HALL, Tice	1	2	15	0	15	7.5	0	11	15.0
GRIFFIN IV, Jay	6	3	12	0	12	4.0	0	8	2.0
JOHNSON, Lawrence	2	3	9	0	9	3.0	0	4	4.5
VIEIRA, Thomas	9	1	4	0	4	4.0	0	4	0.4
LILLY, Elijah	3	2	3	0	3	1.5	0	2	1.0
DYER, Tyson	9	1	2	0	2	2.0	0	2	0.2
LOGAN-GREENE, Ena	11	3	7	6	1	0.3	0	6	0.1
HUGHES, Brandt	1	1	0	5	-6	-6.0	0	0	-5.0
TEAM	9	9	0	38	-38	-4.2	0	0	-4.2
Total	9	359	2004	202	1802	5.0	16	67	200.2
Opponents	9	333	1627	280	1347	4.0	17	76	149.7

Ranking	gp	eff%	comp	att	int	pct	yds	td	lg	avg/g
TUJOTI, Tevaka	7	123.37	85-163-6	52.1	1250	7	62	178.6		
JONES, Sherion	6	90.26	34-76-7	44.7	500	2	47	113.3		
HUGHES, Brandt	1	104.52	12-29-0	41.4	218	0	51	218.0		
TEAM	9	0.00	0-1-0	0.0	0	0	0	0.0		
DRENNAN, Q	5	0.00	0-1-0	0.0	0	0	0	0.0		
Total	9	111.12	131-270-13	48.5	1968	9	62	218.7		
Opponents	9	161.03	215-338-2	63.6	3064	23	117	340.4		

Ranking	gp	no.	yds	avg	td	lg	avg/g
WILLIAMS, Marcus	9	23	373	16.2	0	42	41.4
KRESS, Jordan	9	18	449	24.9	4	59	49.9
UMEH, Azelema	11	16	220	13.8	0	40	27.5
LOGAN-GREENE, Ena	11	13	128	9.8	0	21	16.0
GRIFFIN IV, Jay	6	13	118	9.1	0	25	19.7
MOLINA, Aaron	11	11	202	18.4	2	41	25.2
LILLY, Elijah	3	7	95	13.6	0	36	31.7
PATTERSON III Cedric	9	5	139	27.8	2	62	15.4
SGMOYE, Anu	9	5	76	15.2	1	29	11.4
DRENNAN, Q	5	5	48	9.6	0	18	9.6
VIGILANT, Daevon	9	4	11	2.8	0	6	1.2
DAVIS, Ahmarri	11	3	63	21.0	0	51	7.9
JONES, Jawohn	4	3	13	4.3	0	6	3.2
VIEIRA, Thomas	9	2	13	6.5	0	11	1.4
CARROLL, Bryson	11	2	12	6.0	0	7	1.5
JONES, Jr., Jeffrey	3	1	8	8.0	0	8	2.7
Total	9	131	1968	15.0	9	62	218.7
Opponents	9	215	3064	14.3	23	87	340.4

Punt Returns	no.	yds	avg	td	lg
ROGERS, DeJohn	18	131	7.3	0	23
Total	18	131	7.3	0	23
Opponents	13	80	6.2	0	24

Interceptions	no.	yds	avg	td	lg
AUSTIN, Erin	1	9	9.0	0	9
REED II, Jerrick	1	43	43.0	1	43
Total	2	52	26.0	1	43
Opponents	13	133	10.2	2	34

Kick Returns	no.	yds	avg	td	lg
CARROLL, Bryson	6	210	35.0	0	58
ALEXANDER, Chad	4	74	18.5	0	26
DRENNAN, Q	3	68	22.7	0	28
MARTIN, Donze	2	41	20.5	0	26
Total	15	393	26.2	0	58
Opponents	13	352	27.1	0	71

Penalty Returns	no.	yds	avg	td	lg
SELLERS, Trevi	1	5	5.0	0	5
Total	1	5	5.0	0	5
Opponents	2	10	5.0	0	9

Scoring	M	fg	PAT				drop	saf	pts
			kick	rush	rcv	pass			
SHELLEY, Andrew	-	10-13	23-25	-	-	-	-	-	53
GAMS, Ahmani	7	-	-	-	-	-	-	-	42
KRESS, Jordan	4	-	-	-	-	-	-	-	24
JONES, Sherion	3	-	-	-	-	1-1	-	-	18
CARROLL, Bryson	2	-	-	-	-	-	-	-	12
PATTERSON III Cedric	2	-	-	-	-	-	-	-	12
MOLINA, Aaron	2	-	-	-	-	-	-	-	12
MORAN, Kendrick	2	-	-	-	-	-	-	-	12
VIGILANT, Daevon	1	-	-	-	-	-	-	-	6
COLE, Bobby	1	-	-	-	-	-	-	-	6
REED II, Jerick	1	-	-	-	-	-	-	-	6
SCHMIDT, Anna	1	-	-	-	-	-	-	-	6
WILLIAMS, Marcus	-	-	-	-	1	-	-	-	2
Total	26	10-13	23-25	-	1	1-1	-	-	211
Opponents	42	10-15	38-41	-	1	1-1	-	-	322

Total Offense	g	plays	rush	pass	total	avg/g
TUJUTU, Teneke	7	196	164	1250	1414	202.0
GAMS, Ahmani	8	138	823	0	823	102.9
JONES, Sherion	6	123	204	500	704	117.3
CARROLL, Bryson	8	83	463	0	463	57.9
HUGHES, Brandt	1	30	-6	218	213	213.0
VIGILANT, Daevon	9	13	48	0	48	5.3
COLE, Bobby	9	2	38	0	38	4.2
MORAN, Kendrick	4	10	33	0	33	8.2
JONES, Jawohn	4	8	26	0	26	6.5
HALL, Tase	1	2	15	0	15	15.0
GRIFFIN IV, Jay	6	3	12	0	12	2.0
JOHNSON, Lawrence	2	3	9	0	9	4.5
VEIRA, Thomas	9	1	4	0	4	0.4
LILLY, Elijah	3	2	3	0	3	1.0
OYER, Tyson	9	1	2	0	2	0.2
LOGAN-GREENE, Ena	8	3	1	0	1	0.1
TEAM	9	10	-38	0	-38	-4.2
Total	9	629	1802	1968	3770	418.9
Opponents	9	671	1347	3064	4411	490.1

Field Goals	fg	pct	01-19	20-29	30-39	40-49	50-59	lg	blk
SHELLEY, Andrew	10-13	76.9	0-0	3-4	1-1	5-6	1-2	52	0

FG Sequence	New Mexico	Opponents
Sam Houston State	(44),(41),(27),(25)	(46)
Noire Dame	-	(36)
New Mexico State	(48),(49)	(33),44
Liberty	(52)	(42),32
San Jose State	28	41,(24),(33),(49),(24)
Colorado State	-	46
Wyoming	(25)	47,(36)
Hawaii	(39),48	(24)
Nevada	53,(49)	-
Air Force	-	-
Boise State	-	-
Utah State	-	-

Running	no.	yds	avg	lg	td	fc	20+	blk
OYER, Tyson	45	2084	46.3	63	4	14	28	16
TEAM	1	20	20.0	20	0	0	0	0
Total	45	2084	46.3	63	4	14	28	16
Opponents	45	2012	44.7	60	2	4	14	10

Kickoffs	no.	yds	avg	lg	ob	retn	ret	yds
MURPHREE, Donovan	42	2581	61.5	24	1			
KELLY-ROMERO, Dyla	2	95	47.5	1	0			
Total	44	2676	60.8	25	1	27.1	38.5	26
Opponents	59	3561	60.4	36	2	26.2	38.4	26

Numbers in parentheses indicate field goal was made.

All Purpose	g	pts	reb	ast	stl	blk	total	avg/g
DAVIS, Ahmani	8	823	53	0	0	0	886	110.8
CARROLL, Brys	8	463	12	0	210	0	685	85.6
KRESS, Jordan	9	0	449	0	0	0	449	49.9
WILLIAMS, Mar	9	0	373	0	0	0	373	41.4
LINEH, Aweleem	8	0	220	0	0	0	220	27.5
JONES, Shesiro	6	204	0	0	0	0	204	34.0
MOLINA, Aaron	8	0	202	0	0	0	202	25.2
TUNOTI, Tenzika	7	164	0	0	0	0	164	23.4
PATTERSON III	9	0	139	0	0	0	139	15.4
ROGERS, DeJa	9	0	0	131	0	0	131	14.6
GRIFFIN IV, Jay	6	12	118	0	0	0	130	21.7
LOGAN-GREEN	8	1	128	0	0	0	129	16.1
BRENNAN, C	5	0	48	0	68	0	116	23.2
LILLY, Elijah	3	3	95	0	0	0	98	32.7
SONOYE, Anu	9	0	76	0	0	0	76	8.4
ALEXANDER, C	3	0	0	0	74	0	74	24.7
VIGILANT, Daev	9	48	11	0	0	0	59	6.6
REED II, Jerick	8	0	0	0	0	43	43	5.4
MARTIN, Dante	9	0	0	0	41	0	41	4.6
JONES, Jawohn	4	26	13	0	0	0	39	9.8
COLE, Bobby	9	38	0	0	0	0	38	4.2
MORAN, Kendrick	4	33	0	0	0	0	33	8.2
VEIRA, Thomas	9	4	13	0	0	0	17	1.9
HALL, Tice	1	15	0	0	0	0	15	15.0
JOHNSON, Law	2	9	0	0	0	0	9	4.5
AUSTIN, Erin	9	0	0	0	0	9	9	1.0
JONES, Jr., Jelle	3	0	8	0	0	0	8	2.7
OYER, Tyson	9	2	0	0	0	0	2	0.2
HUGHES, Brand	1	-5	0	0	0	0	-5	-5.0
TEAM	9	-38	0	0	0	0	-38	-4.2
Total	9	1802	1958	131	363	52	4346	482.9
Opponents	9	1347	3054	80	352	133	4876	552.9

#	Defensive Linebacker	gp	Tackles			Blk/yds	Sacks	Pass defense			Fumbles	Int	Misc	
			na	a	tot		na-yds	int-yds	hup	qbs			off	kick
30	HART, Alex	9	35	25	60	8.0-35	3.0-22	.	3	1
30	VAINIKOLO, Alexander	9	32	20	52	9.5-62	2.0-25	.	1	1
52	REED II, Jerick	4	30	14	44	3.0-6	.	1-43	1	1
1E	BEATON, Letayveon	9	32	11	43	.	.	.	2	.	.	1	.	.
62	ROGERS, De'John	9	33	7	40	.	.	.	8	.	2-0	1	.	.
3B	HERNANDEZ, Johnny	7	22	18	40	1.0-1	.	.	2	1
90	AUSTIN, Erin	9	22	10	32	2.5-18	1.5-11	1-9	.	3	.	3	.	.
82	MARTIN, Donte	9	24	8	32	2.0-2	.	.	7
21	HEARN, Jacob	9	22	9	31	10.0-56	6.0-44	1	.	.
1H	HORTON, Dylan	6	13	10	23	2.5-12	1.5-9	.	1	2
11	SANDERS, Devin	9	11	7	18	2.0-7	1.5-6	.	.	1	.	1	1	.
1A	MILLER, Kameron	8	9	9	18	0.5-0
32	PEEK, Patrick	4	11	7	18	1.0-1
98	NOBLE, Joey	8	7	9	16	1.5-9	1.0-7	.	.	2
46	SHOOK, Brandon	9	10	4	14	2	.	1	.	.
93	FLOWERS, Nahje	6	5	8	13	2.0-4	1.5-3	1	.
24	BURTON, Brandon	5	4	8	12	0.5-0	1-0	.	.	.
1D	LOVETT III, Michael	9	11	.	11
1C	BOLDEN, Nico	7	7	3	10
8D	SELLERS, Trent	9	8	2	10	3.5-19	1.0-11	.	.	3	1-5	.	.	.
95	SCHEMERHORN, Adetayo	4	4	6	10	2.0-8	1.0-4	.	1	2	.	.	1	.
2C	HANNAH, Reco	9	6	3	9	0.5-1
97	HARRIS, Jaslin	6	4	4	8	1.0-1
91	GANSALLO, Ben	9	2	3	5	.	.	.	1
5E	PAULI, Elmer	6	3	2	5
54	MURRAY, Langston	7	.	4	4
52	LEWIS, James	7	3	1	4
2H	COLLIER, Tony	7	1	2	3	.	.	.	1
52	BLACKWELL, Aaro	1	1	2	3
80	SOMOYE, Anu	9	2	.	2
1B	HUNT, Antonio	4	2	.	2
3D	EnRICO, Jared	6	1	1	2
8B	WILLIAMS, Marcos	9	2	.	2
9	KRESS, Jordan	9	1	.	1
13	MCCLIM, Aaron	4	1	.	1
50	SALTES, Teton	9	1	.	1
72	MINNLY, Blair	5	.	1	1
96	DYER, Tyson	9	1	.	1
11	CLIFFEE, Jr., Eric	3	1	.	1
71	ZAVALA, David	9	1	.	1
17	LOGAN-GREENE, Enoch	4	1	.	1
34	COLE, Bobby	9	1	.	1
55	JANG, Radson	4	1	.	1
TM	TEAM	9	1-0	.	.	.
Total		9	388	221	609	55-242	20-142	2-52	28	19	5-5	8	3	.
Opponents		9	351	220	571	39-131	10-69	13-133	34	10	6-10	7	1	.

SEASON
CAREER

Rushing	gp	att	gain	loss	net	avg	td	lg	avg/g	gp	att	gain	loss	net	avg	td	lg	avg/g
DAVIS, Ahmari	8	138	840	17	823	6.0	7	67	102.9	16	189	1041	33	1008	5.3	11	67	63.0
CARROLL, Bryson	8	83	484	21	463	5.6	2	56	57.9	11	96	536	24	512	5.3	2	56	46.5
JONES, Sheriron	6	47	254	50	204	4.3	3	35	34.0	17	126	622	132	490	3.9	3	35	28.8
TUIOTI, Tevaka	7	33	219	55	164	5.0	0	33	23.4	18	76	508	102	406	5.3	2	34	22.6
VIGILANT, Daevon	9	13	50	2	48	3.7	1	15	5.3	9	13	50	2	48	3.7	1	15	5.3
COLE, Bobby	9	2	38	0	38	19.0	1	37	4.2	11	2	38	0	38	19.0	1	37	3.5
MORAN, Kentrail	4	10	36	3	33	3.3	2	8	8.2	10	24	69	4	65	2.7	2	10	6.5
JONES, Javohn	4	8	31	5	26	3.2	0	11	6.5	13	11	36	6	30	2.7	0	11	2.3
HALL, Trae	1	2	15	0	15	7.5	0	11	15.0	2	3	21	0	21	7.0	0	11	10.5
GRIFFIN IV, Jay	6	3	12	0	12	4.0	0	8	2.0	30	17	147	10	137	8.1	1	61	4.6
JOHNSON, Lawrence	2	3	9	0	9	3.0	0	4	4.5	2	3	9	0	9	3.0	0	4	4.5
VIEIRA, Thomas	9	1	4	0	4	4.0	0	4	0.4	25	1	4	0	4	4.0	0	4	0.2
LILLY, Elijah	3	2	3	0	3	1.5	0	2	1.0	36	10	66	7	59	5.9	0	25	1.6
DYER, Tyson	9	1	2	0	2	2.0	0	2	0.2	21	1	2	0	2	2.0	0	2	0.1
LOGAN-GREENE, Ema	8	3	7	6	1	0.3	0	6	0.1	8	3	7	6	1	0.3	0	6	0.1
HUGHES, Brandt	1	1	0	5	-5	-5.0	0	0	-5.0	1	1	0	5	-5	-5.0	0	0	-5.0
TEAM	9	9	0	38	-38	-4.2	0	0	-4.2									
Total	9	359	2004	202	1802	5.0	16	67	200.2									
Opponents	9	333	1627	280	1347	4.0	17	76	149.7									

Passing	gp	effic	comp-att-int	pct	yds	td	lg	avg/g	gp	effic	comp-att-int	pct	yds	td	lg	avg/g
TUIOTI, Tevaka	7	123.37	85-163-6	52.1	1250	7	62	178.6	18	120.96	166-324-14	51.2	2394	16	69	133.0
JONES, Sheriron	6	90.26	34-76-7	44.7	500	2	47	83.3	17	117.31	136-263-19	51.7	1917	15	79	112.8
HUGHES, Brandt	1	104.52	12-29-0	41.4	218	0	51	218.0	1	104.52	12-29-0	41.4	218	0	51	218.0
TEAM	9	0.00	0-1-0	0.0	0	0	0	0.0								
DRENNAN, Q	5	0.00	0-1-0	0.0	0	0	0	0.0	5	0.00	0-1-0	0.0	0	0	0	0.0
Total	9	111.12	131-270-13	48.5	1968	9	62	218.7								
Opponents	9	161.03	215-338-2	63.6	3064	23	87	340.4								

Receiving	gp	no.	yds	avg	td	lg	avg/g	gp	no.	yds	avg	td	lg	avg/g
WILLIAMS, Marcus	9	23	373	16.2	0	42	41.4	9	23	373	16.2	0	42	41.4
KRESS, Jordan	9	18	449	24.9	4	59	49.9	9	18	449	24.9	4	59	49.9
UMEH, Anselem	8	16	220	13.8	0	40	27.5	29	35	595	17.0	3	56	20.5
LOGAN-GREENE, Ema	8	13	128	9.8	0	21	16.0	8	13	128	9.8	0	21	16.0
GRIFFIN IV, Jay	6	13	118	9.1	0	25	19.7	30	63	679	10.8	4	71	22.6
MOLINA, Aaron	8	11	202	18.4	2	41	25.2	24	17	286	16.8	3	41	11.9
LILLY, Elijah	3	7	95	13.6	0	36	31.7	36	28	470	16.8	5	74	13.1
PATTERSON III Cedric	9	5	139	27.8	2	62	15.4	11	5	139	27.8	2	62	12.6
SOMOYE, Anu	9	5	76	15.2	1	29	8.4	45	14	217	15.5	3	31	4.8
DRENNAN, Q	5	5	48	9.6	0	18	9.6	5	5	48	9.6	0	18	9.6
VIGILANT, Daevon	9	4	11	2.8	0	6	1.2	9	4	11	2.8	0	6	1.2
DAVIS, Ahmari	8	3	63	21.0	0	51	7.9	16	5	63	12.6	0	51	3.9
JONES, Javohn	4	3	13	4.3	0	6	3.2	13	3	13	4.3	0	6	1.0
VIEIRA, Thomas	9	2	13	6.5	0	11	1.4	25	2	13	6.5	0	11	0.5
CARROLL, Bryson	8	2	12	6.0	0	7	1.5	11	2	12	6.0	0	7	1.1
JONES, Jr., Jeffrey	3	1	8	8.0	0	8	2.7	3	1	8	8.0	0	8	2.7
Total	9	131	1968	15.0	9	62	218.7							
Opponents	9	215	3064	14.3	23	87	340.4							

SEASON
CAREER

Total Offense	g	plays	rush	pass	total	avg/g		g	plays	rush	pass	total	avg/g
TUIOTI, Tevaka	7	196	164	1250	1414	202.0		18	400	406	2394	2800	155.6
DAVIS, Ahmari	8	138	823	0	823	102.9		16	189	1008	0	1008	63.0
JONES, Sheriron	6	123	204	500	704	117.3		17	389	490	1917	2407	141.6
CARROLL, Bryson	8	83	463	0	463	57.9		11	97	512	0	512	46.5
HUGHES, Brandt	1	30	-5	218	213	213.0		1	30	-5	218	213	213.0
VIGILANT, Daevon	9	13	48	0	48	5.3		9	13	48	0	48	5.3
COLE, Bobby	9	2	38	0	38	4.2		11	2	38	0	38	3.5
MORAN, Kentrail	4	10	33	0	33	8.2		10	24	65	0	65	6.5
JONES, Javohn	4	8	26	0	26	6.5		13	11	30	0	30	2.3
HALL, Trae	1	2	15	0	15	15.0		2	3	21	0	21	10.5
GRIFFIN IV, Jay	6	3	12	0	12	2.0		30	17	137	0	137	4.6
JOHNSON, Lawrence	2	3	9	0	9	4.5		2	3	9	0	9	4.5
VIEIRA, Thomas	9	1	4	0	4	0.4		25	1	4	0	4	0.2
LILLY, Elijah	3	2	3	0	3	1.0		36	10	59	0	59	1.6
DYER, Tyson	9	1	2	0	2	0.2		21	1	2	0	2	0.1
LOGAN-GREENE, Ema	8	3	1	0	1	0.1		8	3	1	0	1	0.1
TEAM	9	10	-38	0	-38	-4.2							
Total	9	629	1802	1968	3770	418.9							
Opponents	9	671	1347	3064	4411	490.1							

Scoring	td	fg	PAT				dxp	saf	pts	td	fg	PAT				dxp	saf	pts
			kick	rush	rcv	pass						kick	rush	rcv	pass			
SHELLEY, Andrew	-	10-13	23-25	-	-	-	-	-	53	-	17-21	57-64	-	-	-	-	-	108
DAVIS, Ahmari	7	-	-	-	-	-	-	-	42	11	-	-	-	-	-	-	-	66
KRESS, Jordan	4	-	-	-	-	-	-	-	24	4	-	-	-	-	-	-	-	24
JONES, Sheriron	3	-	-	-	-	1-1	-	-	18	3	-	-	1-1	-	1-2	-	-	20
MORAN, Kentrail	2	-	-	-	-	-	-	-	12	2	-	-	-	-	-	-	-	12
CARROLL, Bryson	2	-	-	-	-	-	-	-	12	2	-	-	-	-	-	-	-	12
PATTERSON III Cedric	2	-	-	-	-	-	-	-	12	2	-	-	-	-	-	-	-	12
MOLINA, Aaron	2	-	-	-	-	-	-	-	12	3	-	-	-	-	-	-	-	18
VIGILANT, Daevon	1	-	-	-	-	-	-	-	6	1	-	-	-	-	-	-	-	6
COLE, Bobby	1	-	-	-	-	-	-	-	6	1	-	-	-	-	-	-	-	6
SOMOYE, Anu	1	-	-	-	-	-	-	-	6	3	-	-	-	-	-	-	-	18
REED II, Jerrick	1	-	-	-	-	-	-	-	6	1	-	-	-	-	-	-	-	6
WILLIAMS, Marcus	-	-	-	-	1	-	-	-	2	-	-	-	-	1	-	-	-	2
Total	26	10-13	23-25	-	1	1-1	-	-	211									
Opponents	42	10-15	38-41	-	1	1-1	-	-	322									

Punt Returns	no.	yds	avg	td	lg		no.	yds	avg	td	lg
ROGERS, De'John	18	131	7.3	0	23		18	131	7.3	0	23
Total	18	131	7.3	0	23						
Opponents	13	80	6.2	0	24						

Kick Returns	no.	yds	avg	td	lg		no.	yds	avg	td	lg
CARROLL, Bryson	6	210	35.0	0	58		6	210	35.0	0	58
ALEXANDER, Chad	4	74	18.5	0	26		4	74	18.5	0	26
DRENNAN, Q	3	68	22.7	0	28		3	68	22.7	0	28
MARTIN, Donte	2	41	20.5	0	26		2	41	20.5	0	26
Total	15	393	26.2	0	58						
Opponents	13	352	27.1	0	71						

Interceptions	no.	yds	avg	td	lg		no.	yds	avg	td	lg
AUSTIN, Erin	1	9	9.0	0	9		1	9	9.0	0	9
REED II, Jerrick	1	43	43.0	1	43		1	43	43.0	1	43
Total	2	52	26.0	1	43						
Opponents	13	133	10.2	2	34						

Fumble Returns	no.	yds	avg	td	lg		no.	yds	avg	td	lg
SELLERS, Trent	1	5	5.0	0	5		1	5	5.0	0	5
Total	1	5	5.0	0	5						
Opponents	2	10	5.0	0	9						

SEASON
CAREER

All Purpose	g	rush	rcv	pr	kr	ir	total	avg/g	g	rush	rcv	pr	kr	ir	total	avg/g
DAVIS, Ahmari	8	823	63	0	0	0	886	110.8	16	1008	63	0	0	0	1071	66.9
CARROLL, Bryso	8	463	12	0	210	0	685	85.6	11	512	12	0	210	0	734	66.7
KRESS, Jordan	9	0	449	0	0	0	449	49.9	9	0	449	0	0	0	449	49.9
WILLIAMS, Marc	9	0	373	0	0	0	373	41.4	9	0	373	0	0	0	373	41.4
UMEH, Anselem	8	0	220	0	0	0	220	27.5	29	0	595	0	0	0	595	20.5
JONES, Sheriron	6	204	0	0	0	0	204	34.0	17	490	0	0	0	0	490	28.8
MOLINA, Aaron	8	0	202	0	0	0	202	25.2	24	0	286	0	0	0	286	11.9
TUIOTI, Tevaka	7	164	0	0	0	0	164	23.4	18	406	0	0	0	0	406	22.6
PATTERSON III	9	0	139	0	0	0	139	15.4	11	0	139	0	0	0	139	12.6
ROGERS, De'Jo	9	0	0	131	0	0	131	14.6	20	0	0	131	33	28	192	9.6
GRIFFIN IV, Jay	6	12	118	0	0	0	130	21.7	30	137	679	0	47	0	863	28.8
LOGAN-GREEN	8	1	128	0	0	0	129	16.1	8	1	128	0	0	0	129	16.1
DRENNAN, Q	5	0	48	0	68	0	116	23.2	5	0	48	0	68	0	116	23.2
LILLY, Elijah	3	3	95	0	0	0	98	32.7	36	59	470	0	1499	0	2028	56.3
SOMOYE, Anu	9	0	76	0	0	0	76	8.4	45	0	217	0	3	0	220	4.9
ALEXANDER, C	3	0	0	0	74	0	74	24.7	3	0	0	0	74	0	74	24.7
VIGILANT, Daev	9	48	11	0	0	0	59	6.6	9	48	11	0	0	0	59	6.6
REED II, Jerrick	8	0	0	0	0	43	43	5.4	8	0	0	0	0	43	43	5.4
MARTIN, Donte	9	0	0	0	41	0	41	4.6	12	0	0	0	41	0	41	3.4
JONES, Javohn	4	26	13	0	0	0	39	9.8	13	30	13	0	0	0	43	3.3
COLE, Bobby	9	38	0	0	0	0	38	4.2	11	38	0	0	0	0	38	3.5
MORAN, Kentrail	4	33	0	0	0	0	33	8.2	10	65	0	0	0	0	65	6.5
VIEIRA, Thomas	9	4	13	0	0	0	17	1.9	25	4	13	0	0	0	17	0.7
HALL, Trae	1	15	0	0	0	0	15	15.0	2	21	0	0	0	0	21	10.5
AUSTIN, Erin	9	0	0	0	0	9	9	1.0	18	0	0	0	0	9	9	0.5
JOHNSON, Lawr	2	9	0	0	0	0	9	4.5	2	9	0	0	0	0	9	4.5
JONES, Jr., Jeffr	3	0	8	0	0	0	8	2.7	3	0	8	0	0	0	8	2.7
DYER, Tyson	9	2	0	0	0	0	2	0.2	21	2	0	0	0	0	2	0.1
HUGHES, Brandt	1	-5	0	0	0	0	-5	-5.0	1	-5	0	0	0	0	-5	-5.0
TEAM	9	-38	0	0	0	0	-38	-4.2								
Total	9	1802	1968	131	393	52	4346	482.9								
Opponents	9	1347	3064	80	352	133	4976	552.9								

Field Goals	att	good	long	blkd	att	good	long	blkd
SHELLEY, Andrew	13	10	52	0	21	17	53	0
Total	13	10	52	0				
Opponents	15	10	49	2				

Punting	no.	yds	avg	lg	blk	no.	yds	avg	lg	blk
DYER, Tyson	45	2064	45.9	63	1	119	5342	44.9	84	1
TEAM	1	20	20.0	20	0					
Total	46	2084	45.3	63	1					
Opponents	45	2012	44.7	60	0					

Kickoffs	no.	yds	avg	tb	ob	no.	yds	avg	tb	ob
MURPHREE, Donovan	42	2581	61.5	24	1	42	2581	61.5	24	1
KELLY-ROMERO, Dylan	2	95	47.5	1	0	10	580	58.0	4	1
Total	44	2676	60.8	25	1					
Opponents	59	3561	60.4	36	2					

TEAM STATISTICS

Date	Opponent	Blocking				Receiving				Passing				Kick Returns				Punt Returns				Int off
		no.	yds	td	lg	no.	yds	td	lg	comp-attempt	yds	td	lg	no.	yds	td	lg	no.	yds	td	lg	
Aug 31	SAM HOUSTON STATE	32	145	4	53	18	340	0	51	18-40-0	340	0	51	3	79	0	28	5	47	0	23	485
Sep 14	at Notre Dame	46	212	2	47	10	151	0	41	10-29-3	151	0	41	2	30	0	15	2	2	0	2	363
Sep 21	NEW MEXICO STATE	51	243	3	23	16	355	3	62	16-28-1	355	3	62	2	36	0	21	1	5	0	5	586
Sep 28	at Liberty	43	223	0	35	12	139	1	22	12-26-2	139	1	22	0	0	0	0	1	2	0	2	362
Oct 04	at San Jose State	41	238	1	35	11	161	2	38	11-26-4	161	2	38	5	120	0	37	2	-2	0	0	389
Oct 11	COLORADO STATE	49	256	3	56	8	89	0	20	8-17-1	89	0	20	0	0	0	0	0	0	0	0	345
Oct 19	at Wyoming	37	169	0	48	14	283	1	28	14-28-0	283	1	28	0	0	0	0	2	17	0	14	372
Oct 26	HAWAII	31	207	2	67	23	293	2	59	23-40-2	293	2	59	3	128	0	58	2	27	0	19	500
Nov 02	at Nevada	29	189	1	28	19	237	0	38	19-36-0	237	0	38	0	0	0	0	3	33	0	15	346
		359	1802	16	67	131	1968	9	62	131-270-13	1968	9	62	15	393	0	58	18	131	0	23	3770
Opponents		333	1347	17	76	215	3864	23	87	215-388-2	3864	23	87	13	352	0	71	13	80	0	24	4411

Games: 9 • Avg/ush: 5.0 • Avg/kick: 15.0 • Pass eff: 111.12 • KR avg: 26.2 • PR avg: 7.3 • All purpose avg/game: 402.9 • Total offense avg/game: 418.9

		Tackles				Sacks		Fumbles		Pass Defense			Int	PAT Attempts				off	
Date	Opponent	no.	a.	total	lb-yds	no-yds	f	lb-yds	int-yds	qbh	comp	kick	kick	reals	acv	def	td	yds	
Aug 31	SAM HOUSTON STATE	47	34	81	5.0-22	3.0-17	1	1-6	0-0	6	3	0	3-4	0	0	0	3	39	
Sep 14	at Notre Dame	41	14	55	7.0-31	1.0-7	0	0-0	0-0	3	1	0	2-2	0	0	0	0	14	
Sep 21	NEW MEXICO STATE	45	19	64	3.0-17	2.0-13	1	0-0	1-43	6	2	1	7-7	0	0	0	7	56	
Sep 28	at Liberty	42	24	66	4.0-10	0.0-0	1	1-0	0-0	1	4	0	1-1	0	0	0	0	10	
Oct 04	at San Jose State	48	32	72	9.0-37	3.0-26	1	1-0	0-0	2	7	2	3-3	0	0	0	0	21	
Oct 11	COLORADO STATE	40	30	70	8.0-33	4.0-19	3	2-0	0-0	1	3	0	1-2	0	1	0	8	21	
Oct 19	at Wyoming	48	26	74	6.0-35	3.0-24	1	0-0	0-0	0	0	0	1-1	0	0	0	0	10	
Oct 26	HAWAII	35	26	61	3.0-13	2.0-12	0	0-0	1-9	0	7	0	4-4	0	0	0	7	31	
Nov 02	at Nevada	58	16	66	8.0-44	2.0-24	0	0-0	0-0	0	1	0	1-1	0	0	0	0	10	
		388	221	609	53.0-242	20.0-142	8	5-6	2-52	19	28	3	23-25	0	1	0	25	211	
Opponents		351	228	571	39.0-131	10.0-69	7	6-10	13-133	10	34	1	38-41	0	1	0	72	322	

Date	Opponent	Punting										Field Goals			Kickoffs				
		no.	yds	avg	long	total	in	to	50+	20	made-attempt	long	total	no.	yds	avg	in	out	
Aug 31	SAM HOUSTON STATE	9	421	46.8	59	0	0	5	3	2	4-4	44	0	9	585	65.0	7	0	
Sep 14	at Notre Dame	6	279	46.5	63	0	1	0	2	3	0-0	0	0	3	171	57.0	1	0	
Sep 21	NEW MEXICO STATE	2	119	59.5	63	0	1	1	2	1	2-2	49	0	10	688	68.8	6	1	
Sep 28	at Liberty	5	239	47.8	58	0	0	1	3	5	1-1	52	0	2	130	65.0	1	0	
Oct 04	at San Jose State	4	165	41.2	60	1	0	0	1	2	0-1	0	0	4	282	50.5	1	0	
Oct 11	COLORADO STATE	7	303	43.3	56	0	0	4	1	7	0-0	0	0	4	256	64.0	1	0	
Oct 19	at Wyoming	4	151	37.8	46	0	1	1	0	3	1-1	25	0	3	195	65.0	3	0	
Oct 26	HAWAII	3	138	46.0	56	0	0	0	2	2	1-2	39	0	6	334	55.7	3	0	
Nov 02	at Nevada	6	299	44.8	55	0	1	2	2	3	1-2	49	0	3	195	65.0	2	0	
		46	2084	45.3	63	1	4	14	16	28	10-13	52	0	44	2676	60.8	25	1	
Opponents		45	2012	44.7	60	0	2	4	10	14	18-15	49	2	59	3561	60.4	36	2	

Date	Opponent	Blocking				Receiving				Passing				Kick Returns				Punt Returns				Tot off
		no.	yds	td	lg	no.	yds	td	lg	comp-attempt	yds	td	lg	no.	yds	td	lg	no.	yds	td	lg	
Aug 31	SAM HOUSTON STATE	35	115	2	31	35	443	2	65	35-60-0	443	2	65	2	29	0	16	2	9	0	6	568
Sep 14	at Notre Dame	38	157	2	24	17	434	6	65	17-27-0	434	6	65	2	64	0	45	2	17	0	17	591
Sep 21	NEW MEXICO STATE	34	154	4	31	30	335	3	53	30-47-1	335	3	53	2	98	0	71	0	0	0	0	489
Sep 28	at Liberty	31	160	0	38	24	306	2	53	24-36-0	306	2	53	1	45	0	45	2	14	0	13	466
Oct 04	at San Jose State	34	52	1	11	26	412	2	48	26-39-0	412	2	48	1	10	0	10	3	4	0	4	464
Oct 11	COLORADO STATE	38	131	2	64	25	420	3	87	25-34-0	420	3	87	3	62	0	31	1	0	0	0	551
Oct 19	at Wyoming	55	259	2	48	9	86	1	25	9-15-0	86	1	25	0	0	0	0	0	0	0	0	345
Oct 26	HAWAII	34	255	3	76	21	323	2	57	21-40-1	323	2	57	1	17	0	17	2	12	0	10	578
Nov 02	at Nevada	34	64	1	19	28	385	2	57	28-40-0	385	2	57	1	27	0	27	1	24	0	24	369
New Mexico		333	1347	17	76	215	3064	23	87	215-338-2	3064	23	87	13	352	0	71	13	80	0	24	4411
		329	1882	16	67	131	1988	9	62	131-270-13	1988	9	62	15	386	0	58	18	131	0	23	3770

Games: 9 - Avg/ush: 4.0 - Avg/catch: 14.3 - Pass eff: 161.03 - KR avg: 27.1 - PR avg: 6.2 - All purpose avg/game: 552.9 - Total offense avg/game: 498.1

Date	Opponent	Tackles				Sacks		Fumbles		Pass Defense			Int'l kick	PNT Attempts				off
		no.	a.	total	18-yds	no-yds	ft	ft-yds	int-yds	qbs	hamp	kick	kick	reals	scv	scf	td	yds
Aug 31	SAM HOUSTON STATE	39	16	55	6.0-13	0.0-0	0	0-0	0-0	2	10	0	2-3	0	1	0	0	31
Sep 14	at Notre Dame	42	26	68	8.0-20	0.0-0	0	1-9	3-36	6	5	0	9-9	0	0	0	28	66
Sep 21	NEW MEXICO STATE	41	32	73	2.0-11	0.0-0	0	0-0	1-17	0	3	0	7-7	0	0	0	7	52
Sep 28	at Liberty	38	28	66	4.0-9	2.0-6	0	0-0	2-23	0	2	0	2-2	0	0	0	0	17
Oct 04	at San Jose State	35	32	67	1.0-1	0.0-0	3	2-0	4-24	1	4	1	2-3	0	0	0	16	32
Oct 11	COLORADO STATE	39	24	63	4.0-20	2.0-18	1	2-0	1-17	1	1	0	5-5	0	0	0	7	35
Oct 19	at Wyoming	41	22	63	6.0-14	2.0-10	2	1-1	0-0	0	3	0	2-3	0	0	0	7	23
Oct 26	HAWAII	37	24	61	5.0-17	2.0-10	0	0-0	2-16	0	2	0	6-6	0	0	0	7	45
Nov 02	at Nevada	39	16	55	3.0-26	2.0-25	1	0-0	0-0	0	4	0	3-3	0	0	0	0	21
New Mexico		351	220	571	39.0-131	10.0-69	7	6-10	13-133	10	34	1	38-41	0	1	0	72	322
		388	221	609	53.0-242	20.0-142	4	5-6	2-52	19	28	3	23-25	0	1	0	25	211

Date	Opponent	Punting										Field Goals				Kickoffs				
		no.	yds	avg	long	total	in	tc	50+	20	made-attempt	long	total	no.	yds	avg	in	out		
Aug 31	SAM HOUSTON STATE	9	416	46.2	60	0	0	1	2	3	1-1	46	0	5	325	65.0	2	0		
Sep 14	at Notre Dame	4	163	40.8	48	0	0	1	0	2	1-1	36	0	10	567	56.7	4	1		
Sep 21	NEW MEXICO STATE	3	158	52.7	60	0	0	0	1	0	1-2	33	1	9	561	62.3	5	1		
Sep 28	at Liberty	4	173	43.2	52	0	1	1	1	1	1-2	42	0	4	260	65.0	4	0		
Oct 04	at San Jose State	5	202	40.4	51	0	0	0	1	2	4-5	49	1	8	450	56.2	1	0		
Oct 11	COLORADO STATE	5	228	45.6	56	0	0	0	1	1	0-1	0	0	6	390	65.0	6	0		
Oct 19	at Wyoming	4	178	44.5	51	0	1	1	1	1	1-2	36	0	5	325	65.0	5	0		
Oct 26	HAWAII	4	196	49.5	55	0	0	0	2	2	1-1	24	0	8	523	65.4	5	0		
Nov 02	at Nevada	7	296	42.3	53	0	0	0	1	2	0-0	0	0	4	160	40.0	4	0		
		45	2012	44.7	60	0	2	4	10	14	10-15	49	2	59	3561	60.4	36	2		
New Mexico		46	2084	45.3	63	1	4	14	16	28	18-13	52	0	44	2676	60.8	25	1		

PASSING

#9 TUIOTI, Tevaka	Comp	Att	In	Pct	Yards	TD	Long	Sacked	EPRc
Notre Dame	6	13	0	46.2	132	0	41	0-0	131.45
New Mexico State	16	28	1	57.1	355	3	62	0-0	191.86
Liberty	12	26	2	46.2	139	1	22	2-6	88.37
San Jose State	4	10	1	40.0	34	0	14	0-0	48.56
Wyoming	5	10	0	50.0	60	1	21	0-0	133.40
Hawaii	23	40	2	57.5	293	2	59	2-10	125.53
Nevada	19	36	0	52.8	237	0	30	2-25	108.08
TOTALS	85	163	6	52.1	1250	7	62	6-41	123.37

#4 JONES, Shalvon	Comp	Att	In	Pct	Yards	TD	Long	Sacked	EPRc
San Houston State	6	11	0	54.5	122	0	47	0-0	147.71
Notre Dame	4	15	3	26.7	19	0	12	0-0	-2.69
San Jose State	7	16	3	43.8	127	2	38	0-0	114.17
Colorado State	8	17	1	47.1	89	0	20	2-18	79.27
Wyoming	9	17	0	52.9	143	0	28	2-10	123.60
TOTALS	34	76	7	44.7	500	2	47	4-28	90.26

#12 HUGHES, Brandt	Comp	Att	In	Pct	Yards	TD	Long	Sacked	EPRc
San Houston State	12	29	0	41.4	218	0	51	0-0	104.52
TOTALS	12	29	0	41.4	218	0	51	0-0	104.52

#10 DRENNAN, Q	Comp	Att	In	Pct	Yards	TD	Long	Sacked	EPRc
Notre Dame	0	1	0	0.0	0	0	0	0-0	0.00
TOTALS	0	1	0	0.0	0	0	0	0-0	0.00

#11M TEAM	Comp	Att	In	Pct	Yards	TD	Long	Sacked	EPRc
Wyoming	0	1	0	0.0	0	0	0	0-0	0.00
TOTALS	0	1	0	0.0	0	0	0	0-0	0.00

RUSHING & RECEIVING

RUSHING	No-Yds/TO	3RD	NO	4TH	LB	3/4	CB	TY	UH	REV	AP	DB	UB
DAVIS, Ahmani	138-823/7	16-107/2	9-22/0	28-133/2	18-95/0	22-95/0	DNP	14-85/0	16-208/2	15-80/1			
CARROLL, Bryson	83-463/2	DNP	6-69/1	9-38/0	13-61/0	5-28/0	26-193/1	12-55/0	8-10/0	4-9/0			
JONES, Shalvon	47-294/3	6-35/2	8-23/0	DNP	-	11-104/1	17-54/0	5-12/0	DNP	DNP			
TUIOTI, Tevaka	33-164/0	DNP	1-5/0	7-59/0	7-57/0	2-4/0	DNP	3-30/0	5-9/0	8-18/0			
WIGLANT, Daevo	13-48/1	1-1/0	3-19/0	3-14/1	3-5/0	-	2-8/0	-	-	1-3/0			
COLE, Bobby	2-38/1	-	1-37/1	-	-	-	-	-	1-1/0	-			
MORAN, Kenneth	10-33/2	DNP	5-16/0	DNP	DNP	DNP	3-7/2	1-5/0	1-5/0	DNP			
JONES, Javohn	8-26/0	3-11/0	5-15/0	DNP	DNP	-	-	DNP	DNP	DNP			
HALL, Trae	2-15/0	DNP	2-15/0	DNP	DNP	DNP	DNP	DNP	DNP	DNP			
GRIFFIN IV, Jay	3-12/0	1-2/0	1-8/0	-	1-2/0	-	DNP	DNP	-	DNP			
JOHNSON, Lawren	3-9/0	DNP	3-9/0	DNP	DNP	DNP	DNP	DNP	DNP	-			
VIEIRA, Thomas	1-4/0	-	-	-	-	-	-	1-4/0	-	-			
LILLY, Elijah	2-3/0	1-1/0	-	1-2/0	DNP	DNP	DNP	DNP	DNP	DNP			
DYER, Tyson	1-2/0	-	1-2/0	-	-	-	-	-	-	-			
LOGAN-GREENE, E	3-1/0	-	DNP	-	-	1-5/0	1-5/0	1-1/0	-	-			
HUGHES, Brandt	1-5/0	1-5/0	DNP	DNP	DNP	DNP	DNP	DNP	DNP	DNP			
TEAM	9-38/0	3-5/0	1-28/0	3-3/0	1-1/0	-	-	-	-	1-1/0			

RECEIVING	No-Yds/TO	3RD	NO	4TH	LB	3/4	CB	TY	UH	REV	AP	DB	UB
KRESS, Jordan	18-449/0	1-47/0	-	3-122/2	-	2-45/1	-	4-94/0	4-103/1	4-40/0			
WILLIAMS, Marcu	23-373/0	2-46/0	-	2-73/0	3-33/0	2-38/0	5-58/0	2-27/0	1-24/0	6-74/0			
UMER, Asadom	16-228/0	1-9/0	-	3-42/0	-	1-5/0	DNP	1-8/0	6-92/0	4-54/0			
MOLINA, Aaron	11-202/2	3-40/0	2-79/0	-	2-28/1	-	1-20/0	3-35/1	-	DNP			
PATTERSON III, J	5-135/2	-	-	2-72/1	1-22/0	1-38/1	-	-	1-7/0	-			
LOGAN-GREENE, E	13-128/0	-	DNP	-	1-4/0	-	1-8/0	3-28/0	4-34/0	4-54/0			
GRIFFIN IV, Jay	13-118/0	2-35/0	3-27/0	1-2/0	2-28/0	1-10/0	DNP	DNP	4-19/0	DNP			
LILLY, Elijah	7-95/0	3-33/0	1-24/0	3-38/0	DNP	DNP	DNP	DNP	DNP	DNP			
SOMOYE, Anu	5-76/1	3-62/0	-	1-5/0	-	-	-	-	1-9/1	-			
DAVIS, Ahmani	3-63/0	2-58/0	-	-	-	1-5/0	DNP	-	-	-			
DRENNAN, Q	5-48/0	1-9/0	-	DNP	2-24/0	2-15/0	-	DNP	DNP	DNP			
JONES, Javohn	3-13/0	-	1-6/0	DNP	DNP	1-4/0	1-3/0	DNP	DNP	DNP			
VIEIRA, Thomas	2-13/0	-	-	-	-	-	-	1-11/0	1-2/0	-			
CARROLL, Bryson	2-12/0	DNP	1-7/0	1-5/0	-	-	-	-	-	-			
WIGLANT, Daevo	4-11/0	-	1-0/0	-	1-0/0	-	-	-	1-5/0	1-5/0			
JONES, Jr., Jef	1-8/0	DNP	1-8/0	-	DNP	-	DNP	DNP	DNP	DNP			

Total Tackles	W-A	Total	SEBU	NO	NEBU	LB	SEBU	CBU	WY	UH	REV	AP	DBU
HART, Alex	35-28	63	4-6	4-0	4-3	6-2	3-4	3-2	5-3	2-4	4-4		
VAINIKOLO, Alex	32-20	52	3-3	2-1	1-0	0-1	5-2	3-4	6-3	5-3	7-3		
REED II, Jemie	30-14	44	2-1	2-1	2-2	7-3	7-2	3-2	DNP	4-1	3-2		
BEATON, Letayve	32-11	43	2-0	4-0	3-0	5-2	3-2	6-3	3-3	4-0	2-1		
ROGERS, De'John	33-7	40	6-1	1-0	7-0	4-3	1-0	4-1	1-1	4-0	5-1		
HERNANDEZ, John	22-18	40	6-5	3-2	DNP	DNP	0-2	4-1	6-5	1-2	2-1		
MARTIN, Donie	24-8	32	2-1	1-0	5-1	3-2	4-0	1-2	3-0	1-1	4-1		
AUSTIN, Erin	22-10	32	4-1	2-1	1-2	2-1	3-2	2-2	4-0	2-1	2-0		
HEARN, Jacobi	22-9	31	1-0	3-0	2-3	1-0	2-2	5-1	6-2	1-1	1-0		
HORTON, Dylan	13-10	23	5-3	3-2	3-1	2-4	-	DNP	DNP	-	DNP		
PEEK, Patrick	11-7	18	4-3	3-0	0-2	4-2	DNP	DNP	DNP	DNP	DNP		
SANDERS, Devin	11-7	18	1-0	2-0	2-0	1-1	0-2	1-2	1-0	2-2	1-0		
MILLER, Cameron	9-9	18	1-4	0-2	2-0	-	1-3	1-0	3-0	DNP	1-0		
NOBLE, Joey	7-9	16	0-1	0-2	-	-	DNP	0-2	2-3	1-1	4-0		
SHOCK, Brandon	10-4	14	-	3-1	4-1	1-0	-	-	0-1	1-1	1-0		
FLOWERS, Nahje	5-8	13	DNP	DNP	1-1	-	1-2	1-2	1-1	DNP	1-2		
BURTON, Brandon	4-8	12	-	DNP	DNP	DNP	2-3	1-2	DNP	1-3	-		
LoVETT III, Mic	11-0	11	-	2-0	1-0	-	1-0	1-0	-	-	6-0		
SORENSEN, Adeb	4-6	10	2-1	0-1	-	-	1-1	DNP	-	1-2	0-1		
SELLERS, Trent	8-2	10	0-1	1-0	1-0	1-0	2-0	-	0-1	-	3-0		
BOLDEN, Nico	7-3	10	1-0	-	DNP	-	DNP	1-0	5-3	-	-		
HANNAH, Reco	6-3	9	-	-	-	3-1	1-1	-	-	0-1	2-0		
HARRIS, Justin	4-4	8	DNP	2-1	DNP	-	0-1	1-2	-	1-0	DNP		
GANSALLO, Ben	2-3	5	-	1-0	0-1	1-1	0-1	-	-	-	-		
PALMI, Elmer	3-2	5	DNP	-	DNP	DNP	0-1	0-1	1-0	1-0	1-0		
MURRAY, Langsto	0-4	4	-	-	DNP	0-1	-	0-1	-	0-2	DNP		
LEWIS, James	3-1	4	DNP	-	2-1	DNP	-	-	-	1-0	-		
COLLIER, Tony	1-2	3	DNP	DNP	1-1	-	0-1	-	-	-	-		
BLACKWELL, Asa	1-2	3	1-2	DNP	DNP	DNP	DNP	DNP	DNP	DNP	DNP		
HUNT, Antonio	2-0	2	1-0	1-0	-	DNP	DNP	DNP	DNP	-	DNP		
ENRICO, Jared	1-1	2	1-0	-	DNP	DNP	-	DNP	-	0-1	-		
SOMOYE, Anu	2-0	2	-	-	1-0	-	-	-	-	1-0	-		
WILLIAMS, Marcus	2-0	2	-	-	1-0	-	1-0	-	-	-	-		
ZAVALA, David	1-0	1	-	-	-	-	1-0	-	-	-	-		
JANG, Reazon	1-0	1	-	-	DNP	-	DNP	DNP	1-0	DNP	DNP		
MANLY, Blair	0-1	1	0-1	DNP	DNP	DNP	DNP	-	-	-	-		
KRESS, Jordan	1-0	1	-	-	-	-	-	1-0	-	-	-		
MOLINA, Aaron	1-0	1	-	-	-	-	1-0	-	-	-	DNP		
DYER, Tyson	1-0	1	-	1-0	-	-	-	-	-	-	-		
CUFFEE, Jr., Er	1-0	1	DNP	-	1-0	DNP	DNP	-	DNP	DNP	DNP		
COLE, Bobby	1-0	1	-	-	-	-	-	1-0	-	-	-		
LOGAN-GREENE, E	1-0	1	-	DNP	-	-	-	-	-	1-0	-		
SALTES, Tekon	1-0	1	-	-	-	1-0	-	-	-	-	-		

INDIVIDUAL

50-YARD TOUCHDOWN RUN

New Mexico: 67, Ahmari Davis vs. Hawai'i (10/26/2019)
Opponent: 76, Cole McDonald, Hawai'i (10/26/2019)

70-YARD RUN

New Mexico: 73, Teriyon Gipson vs. Wyoming (11/26/2016)
Opponent: 76, Cole McDonald, Hawai'i (10/26/2019)

70-YARD RECEPTION

New Mexico: 74, Elijah Lilly from Sheriron Jones at UNLV (10/6/2018)
Opponent: 87, Warren Jackson from Patrick O'Brien, Colorado State (10/11/2019)

30 RUSHING ATTEMPTS

New Mexico: 30, Tyrone Owens at New Mexico State (9/15/2018)
Opponent: 33, Xavier Valladay, Wyoming (10/19/2019)

150 YARDS RUSHING

New Mexico: 200, Ahmari Davis vs. Hawai'i (10/26/2019)
Opponent: 192, Xavier Valladay, Wyoming (11/24/2018)

200 YARDS RUSHING

New Mexico: 200, Ahmari Davis vs. Hawai'i (10/26/2019)
Opponent: 253, Jonathan Taylor, Wisconsin (9/8/2018)

TWO PLAYERS, 100 + YARDS RUSHING

New Mexico: Tyrone Owens (164), Daryl Chestnut (145) & Lamar Jordan (116) vs. UNLV (11/17/2017)

Opponent: Xavier Valladay (127) & Sean Chambers (117) Wyoming (10/19/2019)

THREE PLAYERS, 100 + YARDS RUSHING

New Mexico: Tyrone Owens (164), Daryl Chestnut (145) & Lamar Jordan (116) vs. UNLV (11/17/2017)

Opponent: Marvin Kinsey (127), Izzy Matthews (107) & Dalyn Dawkins (102), Colorado State (11/19/2016)

30 PASS COMPLETIONS

New Mexico: 30, B.R. Holbrook vs. Texas Tech (9/11/2010)
Opponent: 30, Josh Adkins, New Mexico State (9/21/2019)

50 PASS ATTEMPTS

New Mexico: 50, B.R. Holbrook vs. Texas Tech (2010)
Opponent: 57, Tyler Rogers, New Mexico State (9/9/2017)

400 YARDS PASSING

New Mexico: 408, Casey Kelly vs. UNLV (11/1/2003)
Opponent: 420, Patrick O'Brien, Colorado State (10/11/2019)

100 YARDS RUSHING & PASSING

New Mexico: Sheriron Jones (104 rushing, 127 passing) at San Jose State (10/4/2019)

Opponent: Cole McDonald (140 rushing, 237 passing), Hawai'i (10/26/2019)

500 YARDS TOTAL OFFENSE

New Mexico: 594, Jeremy Leach vs. Utah (11/11/1989)
Opponent: 527, Derek Carr, Fresno State (11/23/2013)

10 PASS RECEPTIONS

New Mexico: 11, Ty Kirk vs. New Mexico State (10/1/2011)
Opponent: 11, Romeo Doubs, Nevada (11/2/2019)

150 YARDS RECEIVING

New Mexico: 209, Deon Long vs. Sam Houston State (9/24/2011)
Opponent: 167, Romeo Doubs, Nevada (11/2/2019)

2+ PLAYERS, 100 + YARDS RECEIVING

New Mexico: Deon Long (209) & Ty Kirk (127) vs. Sam Houston State (9/24/2011)

Opponent: Warren Jackson (214) & Dante Wright (105), Colorado State (10/11/2019)

SCORED THREE TOUCHDOWNS

New Mexico: 3, Tyrone Owens vs. Liberty (9/29/2018)
Opponent: 3, Josh Adkins, New Mexico State (9/21/2019)

FOUR TOUCHDOWN PASSES

New Mexico: 4, Sheriron Jones at UNLV (10/6/2018)
Opponent: 5, Ian Book, Notre Dame (9/14/2019)

FOUR RUSHING TOUCHDOWNS

New Mexico: 4, Ahmari Davis at New Mexico State (9/15/2018)
Opponent: 5, Dee Hart, Colorado State (11/22/2014)

THREE TOUCHDOWN RECEPTIONS

New Mexico: 3, Deon Long vs. Sam Houston State (2011)
Opponent: 3, Sean Modster, Boise State (11/16/2018)

FIVE FIELD GOALS

New Mexico: 5, James Aho vs. Arizona (2008)
Opponent: 5, Drew Dunning, Washington St. (2003)

50-YARD FIELD GOAL

New Mexico: 52, Andrew Shelley at Liberty (9/28/2019)
Opponent: 52, Wyatt Bryan, Colorado State (10/20/2017)

TWO INTERCEPTIONS

New Mexico: 2, Marcus Hayes at New Mexico State (9/15/2018)
Opponent: 2, Tariq Thompson, San Diego State (11/24/2017)

TWO FUMBLE RECOVERIES

New Mexico: 2, Adebayo Soremekun vs. San Diego St.

(11/3/2018)

PUNT RETURN FOR TOUCHDOWN (no block)

New Mexico: 86 yards, Marcus Hayes vs. Boise State (11/16/2018)

Opponent: 90 yards, Christian Kirk, Texas A&M (11/11/2017)

TWO PUNT RETURNS FOR TOUCHDOWN (no block)

New Mexico: Has not occurred
Opponent: 64 yards, 61 yards Cliff Harris, Oregon (2010)

KICKOFF RETURN FOR A TOUCHDOWN

New Mexico: 100 yards, Elijah Lilly vs. Texas A&M (11/11/2017)
Opponent: 100 yards, Mike Edwards, Hawai'i (10/13/2012)

INTERCEPTION RETURN FOR TOUCHDOWN

New Mexico: 43 yards, Jerick Reed II vs. New Mexico State (9/21/2019)

Opponent: 14 yards, Solomon Matautia, Hawai'i (10/26/2019)

BLOCKED PAT

New Mexico: Adebayo Soremekun at San Jose State (10/4/2019)
Opponent: Noble Hall, San Diego State (11/3/2018)

BLOCKED FIELD GOAL

New Mexico: Nahje Flowers at San Jose State (10/4/2019)
Opponent: DeAndre Elliott, Colorado State (11/21/2015)

BLOCKED FIELD GOAL RETURN

New Mexico: 45 yards, Anthony Hooks vs. UTEP (2010)
Opponent: Has not occurred

BLOCKED PUNT

New Mexico: Victor James at San Diego State (10/31/2009)
Opponent: Bailey Gaither, San Jose State (10/4/2019)

FUMBLE RETURN FOR A TOUCHDOWN

New Mexico: 0 yards, Jalin Burrell at Air Force (11/10/2018)
Opponent: 9 yards, Desmond Williams, Boise State (11/16/2018)

DEFENSIVE TWO-POINT CONVERSION

New Mexico: Jalin Burrell vs. New Mexico State (9/9/2017)
Opponent: Has not occurred

TEAM

OVERTIME GAME

Won 42-35 (OT) at UTEP (2013)

SHUTOUT

New Mexico: 66-0 vs. Mississippi Valley State (9/5/2015); FBS: 24-0 vs. Wyoming (10/4/2008)

Opponent: 38-0, Fresno State (10/14/2017)

50 POINTS

New Mexico: 55 vs. New Mexico State (9/21/2019)

Opponent: 52, New Mexico State (9/21/2019)

60 RUSHING ATTEMPTS

New Mexico: 60 at UNLV (10/6/2018)
Opponent: 67, Air Force (11/10/2017)

300 YARDS RUSHING

New Mexico: 319 vs. Incarnate Word (9/1/2018)
Opponent: 366, Wyoming (11/24/2018)

400 YARDS RUSHING

New Mexico: 482, UNLV (11/17/2017)
Opponent: 478, Air Force (11/10/2018)

FOUR RUSHING TDS

New Mexico: 4, Sam Houston State (8/31/2019)
Opponent: 4, New Mexico State (9/21/2019)

400 YARDS PASSING

New Mexico: 434 vs. Sam Houston State (9/24/2011)
Opponent: 420, Colorado State, (10/11/2019)

FOUR PASSING TDS

New Mexico: 4 at UNLV (10/6/2018)
Opponent: 6, Notre Dame (9/14/2019)

500 YARDS TOTAL OFFENSE

New Mexico: 500 vs. Hawai'i (10/26/2019)
Opponent: 578, Hawai'i (10/26/2019)

30 FIRST DOWNS

New Mexico: 32, Incarnate Word (9/1/2018)
Opponent: 30, Boise State (11/16/2018)

INTERCEPTED FIVE PASSES

New Mexico: 5 at New Mexico State (9/15/2018)
Opponent: 5, Wyoming (10/28/2017)

100 YARDS IN PENALTIES

New Mexico: 102 vs. Colorado State (10/11/2019)
Opponent: 117, Colorado State (10/11/2019)

NO PENALTIES

New Mexico: Air Force (11/10/2018)
Opponent: Researching

LOST FIVE FUMBLES

New Mexico: 5 vs. Brigham Young (10/25/1984)
Opponent: 5, Air Force (10/25/2007)

FAILED TO GAIN 100 YARDS RUSHING

New Mexico: 49 vs. Wyoming (11/24/2018)
Opponent: 43, UNLV (10/6/2018)

FAILED TO GAIN 100 YARDS PASSING

New Mexico: 89 vs. Colorado State (10/11/2019)
Opponent: 86, Wyoming (10/19/2019)

FAILED TO GAIN 200 YARDS TOTAL OFFENSE

New Mexico: 83 vs. Wyoming (11/24/2018)
Opponent: 166, UNLV (10/6/2018)

RECORDED A SAFETY

New Mexico: Jermane Conyers tackled Utah State's Derrick Thompson in the end zone after a fumbled handoff (10/27/2018)

Opponent: Team safety, TCU (11/28/2009)

NO PUNTS

New Mexico: vs. Colorado State (11/16/2013)
Opponent: Colorado State (11/21/2015)

SCORED TDS ON OFFENSE, DEFENSE AND SPECIAL TEAMS

New Mexico: vs. ULM (10/22/2016)
Opponent: Utah (2010)

TOP MARKS BY UNM OPPONENTS VS. LOBOS

	INDIVIDUAL	TEAM	INDIVIDUAL	TEAM
First Downs	40, Boise State (11/14/2015)		INTs	3, Gerald Campbell, UTEP (1950)
Rushing Att.	47, Steve Bartalo, CSU (1985)	82, Air Force (1987)		3, Gene Franz, BYU (1962)
				3, Derwin Gray, BYU (1990)
Rushing Yards	325, Andre Davis, TCU (1994)	646, Air Force (1987)		7, UTEP (1950)
				7, West Texas (1950)
Long TD	94, Alvester Alexander, Wyoming (2010)			7, Arizona (1953)
Rushing TDs	6, Kapri Bibbs, Colorado State (2013)	10, Air Force (1987)	Rec. Yards	281, Thomas Sperbeck, Boise State (11/14/2015)
			Receptions	22, Jay Miller, BYU (1973)
Pass Att.	75, Brett Rypien, Boise State (11/14/2015)	75, Boise State (11/14/2015)	TD Rec.	4, Kirk Pendleton, BYU (1983)
				4, Roger Garidel, Utah (1971)
Pass Comp.	47, Chase Holbrook, New Mexico St. (2007)	47, New Mexico St. (2007)	INT Return	100, Larry Durham, UTEP (1962)
			Field Goals	5, Hawai'i (1981)
Passing Yards	585, Robbie Bosco, BYU (1985)	585, BYU (1985)		5, Washington St. (2003)
Long Pass	98, Jack Steptoe from Dan Hagemann, Utah (1976)		Long FG	56, Owen Pochman, BYU (2000)
Total Plays	84, Brad Smith, Missouri (2005)	105, Missouri (2005)	Punts	13, Lonnie Crittenden, UTEP (1962)
				13, UTEP (1962)
Total Off.	592, Robbie Bosco, BYU (1985)	822, Fresno State (2013)	Long Punt	89, Jeff Babcock, Colorado St. (2004)
			Punt Return	95, Morris Owens, Arizona St. (1972)
TD Passes	7, Derek Carr, Fresno State (2013)	7, Fresno State (2013)	KO Return	100, Cedric Johnson, UTEP (1996)
				100, Ivory McCann, Texas Tech (2001)
				100, Mike Edwards, Hawai'i (10/13/2012)



31 Game 1: 8/31/2019
39 Albuquerque, N.M.
Att: 13,749



14 Game 2: 9/14/2019
66 South Bend, Ind.
Att: 77,622

ALBUQUERQUE, N.M. — The University of New Mexico got a pair of second half touchdowns from Sheriron Jones and then staved off a late comeback attempt with a fourth down sack by Jacobi Hearn as the Lobos defeated Sam Houston State, the No. 22 team in the FCS, 39-31 in front of 13,749 fans at Dreamstyle Stadium.

After the game, UNM's post-game press conference was canceled after head coach Bob Davie needed medical attention after meeting with his team. Director of Athletics Eddie Nuñez released the following statement.

"Immediately following tonight's football game between The University of New Mexico and Sam Houston State University, Lobo Head Coach Bob Davie was taken to the hospital as a result of what appeared to be a serious medical incident. The University will release more information as it becomes available. We ask that you keep the Davie family in your prayers."

The Lobos are idle next week and then head to Notre Dame on Saturday, September 14.

UNM led for most of the game as starting quarterback Brandt Hughes threw for 218 yards in the first half. Hughes led UNM to a pair of touchdowns by Ahmari Davis on the ground and three Andrew Shelley field goals, but he suffered a shoulder injury and gave way to Jones in the second half.

Jones, who started seven games last year, entered with UNM down 23-22 after the Bearkats took the opening second half kickoff and went 75 yards in seven plays for what amounted to SHSU's only lead of the game. After a quick three-and-out, UNM got the ball right back and Jones went to work. Anu Somoye made a ridiculous grab near the Bearkat sideline, one of a career-high three catches, to put UNM in Sam Houston territory. Jones then found Aaron Molina twice to get UNM inside the five, but UNM had to settle for a fourth Shelley field goal, giving UNM the lead for good at 25-23.

Jones then gave UNM a 16-point lead with back-to-back touchdowns. After he hit Jordan Kress for 47 yards, Jones rushed to 10 and then 11 to make it 32-23. Sam Houston State punted, Davis rushed 53 yards to the Bearkat seven. Jones then raced to the pylon on the next play for his second career touchdown. That made it 39-23, and then UNM had to deal with Sam Houston State's late comeback attempt.

Down 16, the Bearkats mounted a long, 86-yard touchdown drive that took 12 plays and culminated with a Donovan Williams 4-yard run. Sam Houston went for two and got it, making the score 39-31 with just 3:01 to go. Sam Houston State then hit a little dribble kick and kicker Connor Crow recovered to give the Bearkats a chance. A trick play moved the ball to the Lobo 22, but UNM's defense held firm from there. Alexander "Moana" Vainikolo and Adebayo Soremekun teamed up for a four-yard loss, and then after an incompletion Patrick Peek delivered another tackle for loss to make it 4th and 15. JUCO transfer then clinched a victory with a backside sack of quarterback Ty Brock, and UNM took three knees to end the game.

The Lobos picked up 485 yards of offense on 72 plays, averaging 6.7 yards per play. UNM also had plenty of big plays with eight of 25 yards or more. Sam Houston outgained UNM with 558 yards, but it needed 95 plays to do it. UNM had a solid pass rush with three sacks and six hurries.

Score by Quarters	1	2	3	4	Total
Sam Houston State	0	16	7	8	31
New Mexico	13	9	10	7	39

Qtr	Time	Scoring play
1st	07:34	NM - SHELLEY, Andrew 44 yd field goal, 8-61 2:55
	04:05	NM - SHELLEY, Andrew 41 yd field goal, 8-58 2:16
	01:57	NM - DAVIS, Ahmari 43 yd run (SHELLEY, Andrew kick), 2-47 0:41
2nd	14:57	NM - SHELLEY, Andrew 27 yd field goal, 5-36 0:34
	12:56	SHSU - BOWENS, Dee 65 yd pass from Brock, Ty (Crow, Connor kick failed), 5-75 2:01
	09:21	SHSU - SCHMID, Eric 4 yd run (Crow, Connor kick), 9-79 2:44
	03:19	NM - DAVIS, Ahmari 1 yd run (SHELLEY, Andrew kick failed), 7-89 1:57
	00:59	SHSU - Crow, Connor 46 yd field goal, 5-24 0:26
3rd	12:40	SHSU - CARTER, Tonnell 13 yd pass from Schmid, Eric (Crow, Connor kick), 7-75 2:20
	05:12	NM - SHELLEY, Andrew 25 yd field goal, 8-52 2:15
	01:02	NM - JONES, Sheriron 11 yd run (SHELLEY, Andrew kick), 4-68 0:59
4th	13:41	NM - JONES, Sheriron 7 yd run (SHELLEY, Andrew kick), 2-60 0:23
	03:01	SHSU - Williams, Donovan 4 yd run (Brandom, Woody pass from Brock, Ty), 12-86 4:39

	SHSU	NM
FIRST DOWNS	27	20
RUSHES-YARDS (NET)	35-115	32-145
PASSING YDS (NET)	443	340
Passes Att-Comp-Int	60-35-0	40-18-0
TOTAL OFFENSE PLAYS-YARDS	95-558	72-485
Fumble Returns-Yards	0-0	1-5
Punt Returns-Yards	2-9	5-47
Kickoff Returns-Yards	2-29	3-79
Interception Returns-Yards	0-0	0-0
Punts (Number-Avg)	9-46.2	9-46.8
Fumbles-Lost	2-1	0-0
Penalties-Yards	12-104	9-90
Possession Time	33:48	26:12
Third-Down Conversions	4 of 20	1 of 15
Fourth-Down Conversions	1 of 4	0 of 0
Red-Zone Scores-Chances	3-3	5-5
Sacks By: Number-Yards	0-0	3-17

RUSHING: Sam Houston State-Jackson, Kyran 15-66; Williams, Donovan 6-30; Williams, Alex 1-19; Schmid, Eric 5-17; Carter, Tonnell 2-22; BOWENS, Dee 1-minus 1; TEAM 1-minus 2; Brock, Ty 4-minus 16. New Mexico-DAVIS, Ahmari 16-107; JONES, Sheriron 6-35; JONES, Javohn 3-11; GRIFFIN IV, Jay 1-2; LILLY, Elijah 1-1; VIGILANT, Daeon 1-minus 1; TEAM 3-minus 5; HUGHES, Brandt 1-minus 5.

PASSING: Sam Houston State-Brock, Ty 21-38-0-258; Schmid, Eric 14-21-0-185; Humphries, Ryan 0-1-0-0. New Mexico-HUGHES, Brandt 12-29-0-218; JONES, Sheriron 6-11-0-122.

RECEIVING: Sam Houston State-BOWENS, Dee 9-130; Stewart, Nathan 6-71; Harvin, Chandle 5-68; Compton, Coree 4-29; Tibbs, Brennon 4-47; Adeyi, Ife 3-37; Brandom, Woody 1-32; Carter, Tonnell 1-13; Jackson, Kyran 1-8; Williams, Donovan 1-5; Williams, Alex 1-3. New Mexico-SOMOYE, Anu 3-62; MOLINA, Aaron 3-40; LILLY, Elijah 3-33; DAVIS, Ahmari 2-58; WILLIAMS, Marcus 2-46; GRIFFIN IV, Jay 2-36; KRESS, Jordan 1-47; DRENNAN, Q 1-9; UMEH, Anselm 1-9.

INTERCEPTIONS: Sam Houston State-None. New Mexico-None.

FUMBLES: Sam Houston State-Jackson, Kyran 1-0; Compton, Coree 1-1. New Mexico-None.

Sam Houston State (0-1) vs. New Mexico (1-0)
Date: Aug 31, 2019 • Site: Albuquerque, N.M. • Stadium: Dreamstyle Stadium
Attendance: 13749

Kickoff time: 4:02 pm • End of Game: 7:58 pm • Total elapsed time: 3:56
Officials: Referee: Gary Leeper; Umpire: Joseph Chisholm; Linesman: Bret Bascue;
Line judge: David Burge; Back judge: Krystle Apellan; Field judge: David Prather;
Side judge: J.B. Garza; Center judge: Cecil Harrison;
Temperature: 97F • Wind: 5 MPH • Weather: Sunny

SOUTH BEND, Ind. --- The No. 7 Notre Dame Fighting Irish showed exactly why they were in the College Football Playoff a year ago, throwing for 434 yards and scoring on six straight drives after a respectable start by UNM's defense as New Mexico was on the wrong end of a 66-14 loss in the home opener for the Fighting Irish.

The Lobos fell behind early after getting a stop on Notre Dame's opening drive, forcing a punt. UNM moved the ball from its own two to the 30-yard line, but on third and eight, Sheriron Jones had his pass deflected and in went right to Kyle Hamilton who returned it 34 yards for a touchdown.

From there, the Lobo defense was stout, forcing two more punts and allowing just a 1-yard touchdown on fourth-and-goal at the 11:47 mark of the second quarter. Notre Dame then moved well into the lead with three straight long scoring passes. First Avery Davis took a forward toss on a jet sweep for a 59-yard touchdown, and then Javon McKinley broke several tackles on a 65-yard pass. Chase Claypool also scored on a 37-yard touchdown.

UNM was hampered by three interceptions from Jones, who was 4-for-15 passing for 19 yards. He was replaced by Tevaka Tuioti in the second half, and Tuioti showed why he was the presumptive quarterback heading in to the season, moving UNM well, although UNM turned the ball over on downs at the Notre Dame 35-yard line on one drive, and suffered a fumble and a 28-yard loss on a field goal attempt when the snap sailed over holder Tyson Dyer's head.

UNM's major highlight came from the smallest guy on the field. Bryson Carroll, who led UNM in rushing with xx yards on just x carries, scampered for 47 yards and a touchdown with just 29 seconds left in the first half. It was Carroll's first career touchdown. In the fourth quarter, Bobby Cole scored on his first career touch, a brilliant 37-yard run to the corner of the end zone.

Tyson Dyer had a solid day punting the football, averaging 46.5 yards per punt with three inside the 20-yard line. He also had his first career rush, faking a punt and running two yards for a first down.

Score by Quarters	1	2	3	4	Total
New Mexico	0	7	0	7	14
Notre Dame	7	31	14	14	66

Qtr	Time	Scoring play
1st	10:09	ND - K. HAMILTON 34 yd interception return (J. DOERER kick)
	11:47	ND - I. BOOK 1 yd run (J. DOERER kick), 10-49 3:59
2nd	06:34	ND - A. DAVIS 59 yd pass from I. BOOK (J. DOERER kick), 1-59 0:10
	03:21	ND - J. MCKINLEY 65 yd pass from I. BOOK (J. DOERER kick), 2-80 0:28
	01:50	ND - C. CLAYPOOL 37 yd pass from I. BOOK (J. DOERER kick), 2-54 0:11
	00:29	NM - CARROLL, Bryson 47 yd run (SHELLEY, Andrew kick), 5-75 1:21
	00:00	ND - J. DOERER 36 yd field goal, 4-46 0:29
3rd	13:24	ND - C. FINKE 54 yd pass from I. BOOK (J. DOERER kick), 2-60 0:39
	07:19	ND - J. MCKINLEY 20 yd pass from I. BOOK (J. DOERER kick), 6-65 1:58
4th	14:25	ND - C. FLEMISTER 1 yd run (H. LEONARD kick), 9-58 4:01
	07:14	ND - B. LENZY 22 yd pass from B. CLARK (H. LEONARD kick), 10-88 3:49
	06:26	NM - COLE, Bobby 37 yd run (SHELLEY, Andrew kick), 2-75 0:48

	NM	ND
FIRST DOWNS	22	25
RUSHES-YARDS (NET)	46-212	38-157
PASSING YDS (NET)	151	434
Passes Att-Comp-Int	29-10-3	27-17-0
TOTAL OFFENSE PLAYS-YARDS	75-363	65-591
Fumble Returns-Yards	0-0	1-9
Punt Returns-Yards	2-2	2-17
Kickoff Returns-Yards	2-30	2-64
Interception Returns-Yards	0-0	3-36
Punts (Number-Avg)	6-46.5	4-40.8
Fumbles-Lost	1-1	0-0
Penalties-Yards	5-39	7-53
Possession Time	35:06	24:54
Third-Down Conversions	4 of 18	1 of 10
Fourth-Down Conversions	1 of 3	5 of 5
Red-Zone Scores-Chances	0-1	4-4
Sacks By: Number-Yards	1-7	0-0

RUSHING: New Mexico-CARROLL, Bryson 6-69; COLE, Bobby 1-37; JONES, Sheriron 8-23; DAVIS, Ahmari 9-22; VIGILANT, Daeon 3-19; MORAN, Kentrail 5-16; HALL, Trae 2-15; JONES, Javohn 5-15; JOHNSON, Lawrence 3-9; GRIFFIN IV, Jay 1-8; TUIOTI, Tevaka 1-5; DYER, Tyson 1-2; TEAM 1-minus 28. Notre Dame-I. BOOK 9-46; K. WILLIAMS 4-26; B. CLARK 4-24; P. JURKOVEC 3-17; T. JONES 6-17; B. LENZY 1-14; M. ASSAF 3-8; L. KEYS III 1-7; C. FLEMISTER 7-minus 2.

PASSING: New Mexico-JONES, Sheriron 4-15-3-19; TUIOTI, Tevaka 6-13-0-132; DRENNAN, Q 0-1-0-0. Notre Dame-I. BOOK 15-24-0-360; P. JURKOVEC 1-2-0-52; B. CLARK 1-1-0-22.

RECEIVING: New Mexico-GRIFFIN IV, Jay 3-27; MOLINA, Aaron 2-79; LILLY, Elijah 1-24; JONES, Jr., Jeffrey 1-8; CARROLL, Bryson 1-7; JONES, Javohn 1-6; VIGILANT, Daeon 1-0. Notre Dame-C. CLAYPOOL 4-96; J. MCKINLEY 2-85; B. LENZY 2-74; C. FINKE 2-57; L. KEYS III 2-20; A. DAVIS 1-59; T. TREMBLE 1-29; T. JONES 1-6; B. WRIGHT 1-5; K. WILLIAMS 1-3.

INTERCEPTIONS: New Mexico-None. Notre Dame-K. HAMILTON 1-34; J. ELLIOTT 1-2; S. CRAWFORD 1-0.

FUMBLES: New Mexico-TEAM 1-1. Notre Dame-None.

New Mexico (1-1) vs. Notre Dame (2-0)
Date: Sep 14, 2019 • Site: Notre Dame, IN • Stadium: Notre Dame Stadium
Attendance: 77622

Kickoff time: 2:42 pm • End of Game: 6:05 pm • Total elapsed time: 3:23
Officials: Referee: Jeff Maconaghy; Umpire: Mark Wilson; Linesman: Brian Perry;
Line judge: James Andrick; Back judge: Robert Luklan; Field judge: Ryan Flynn;
Side judge: George Liotus; Center judge: Sean Geraghty;
Temperature: 75 • Wind: W 9 mph • Weather: Sunny



52 Game 3: 9/21/2019
Albuquerque, N.M.
55 Att: 27,269

ALBUQUERQUE, N.M. --- In a game that at times defied logic, and featured brilliant plays after brilliant plays, it came down to a fourth down battle of wills, and New Mexico's will won out. Ahmari Davis leaped over a pile of linemen on fourth-and-inches with just over two minutes on the clock at the Aggie 37-yard line and picked up 17 yards to seal a wild 55-52 win for the Lobos. The win pushed UNM to 2-1 on the season and dropped New Mexico State to 0-4.

The game featured plenty of offense as the two teams combined for 107 points, the second-most ever in the rivalry (the record is 113 back in 1917), and the seventh-most in UNM history. The game was also Lobo Scorigami, as it was the first 55-52 game in the history of the program. UNM has now won two straight in the rivalry, and six of eight overall.

UNM found themselves down 38-34 in the third quarter when Josh Adkins slung a pass to Tony Nicholson for a 3-yard touchdown, Nicholson's second score of the game. It was one of three TD passes by Adkins, who also ran for three, becoming just the third quarterback in the FBS this season to rush for three scores and throw for three in the same game.

UNM went to work after that, methodically moving down the field on what ended up as a 12-play, 75-yard touchdown drive. The final 20 came from Jordan Kress, who caught his second touchdown of the game on a 20-yard pass from Tevaka Tuioti. It was one of three touchdowns for Tuioti, who threw for a career-high 355 yards.

After Kress made it 41-38, the Aggies had a chance to tie, but Devin Sanders blocked Dylan Brown's 44-yard field goal attempt, getting just enough of it to have it fall short. That play turned huge when Tuioti hit Cedric Patterson III on the sidelines, and he outraced everyone for his second career catch and first career touchdown. That made it 48-38, and after an errant third down snap forced New Mexico State to punt, UNM's offense went to work again. The key play on the drive was Tuioti hitting a free Elijah Lilly for 29 yards down to the 16-yard line.

After a fumble that Tuioti fell on, UNM got a break on a face mask penalty, and Daevon Vigilant made the Aggies pay with a 1-yard touchdown run to make it 55-38. However, New Mexico State didn't quit. It answered with a 4-yard pass to Jason Huntley with 7:37 to go, and then after an interception, Adkins scored his third rushing TD of the day with 5:22 left and it was 55-52.

UNM's offense wouldn't let the Aggies touch the football again. Tuioti twice kept the ball on zone reads for first downs of 18 and 11 yards, putting the ball across midfield. Bryson Carroll then rushed for four but lost nine on the next play, and UNM faced third-and-15 at midfield. Tuioti then faked a rush and hit Anselem Umeh, who stretched for what looked like a first down with just 2:12 to go, but the ball was ruled just short of the line to gain on a replay review.

Undaunted, acting coach Saga Tuitele went for it at the 37, and Davis leapt the line, and then rumbled to the 20-yard line. On the next play, needing one more first down to clinch the game, Davis got hit at the line and a veritable rugby scrum ensued. When it was finally over, Davis had 11 yards and a first down, and UNM had its 72nd Rio Grande Rivalry win.

UNM got on the board on the second play of the game when Jerick Reed II intercepted Adkins and returned it 43 yards for a touchdown. Reed was making his first career start.

NMSU scored twice to take a lead at 14-7, but UNM tied with when Davis scored from two yards out. The Lobos then matched every score for State. The Aggies got a 33-yard field goal, and UNM answered with an Andrew Shelley 48-yarder. NMSU scored to make it 24-17, but Kress tip-toed the sidelines for a 55-yard touchdown. UNM looked like it would have a 31-24 lead at the break when Davis scored with 1:07 to go, but NMSU went the length of the field, helped by a 53-yard catch and run to tie the game at 31-31 with two seconds left, setting up the wild finish.

Score by Quarters	1	2	3	4	Total
New Mexico State	17	14	7	14	52
New Mexico	14	17	17	7	55

Qtr Time Scoring play

1st	14:21	NM - REED II, Jerick 43 yd interception return (SHELLEY, Andrew kick)
	11:15	NMSU - Adkins, Josh 3 yd run (Brown, Dylan kick), 9-75 3:06
	04:36	NMSU - Huntley, Jason 2 yd run (Brown, Dylan kick), 12-75 4:28
	02:29	NM - DAVIS, Ahmari 2 yd run (SHELLEY, Andrew kick), 6-75 2:07
	00:35	NMSU - Brown, Dylan 33 yd field goal, 7-60 1:54
2nd	12:31	NM - SHELLEY, Andrew 48 yd field goal, 9-44 3:04
	09:32	NMSU - Adkins, Josh 1 yd run (Brown, Dylan kick), 11-75 2:59
	07:26	NM - KRESS, Jordan 55 yd pass from TUIOTI, Tevaka (SHELLEY, Andrew kick), 6-75 2:06
	01:07	NM - DAVIS, Ahmari 1 yd run (SHELLEY, Andrew kick), 6-65 2:02
	00:02	NMSU - Nicholson, Tony 11 yd pass from Adkins, Josh (Brown, Dylan kick), 5-75 1:05
3rd	11:25	NM - SHELLEY, Andrew 49 yd field goal, 9-51 3:31
	08:15	NMSU - Nicholson, Tony 3 yd pass from Adkins, Josh (Brown, Dylan kick), 9-69 3:08
	03:45	NM - KRESS, Jordan 20 yd pass from TUIOTI, Tevaka (SHELLEY, Andrew kick), 12-75 4:30
	01:02	NM - PATTERSON III Cedric 62 yd pass from TUIOTI, Tevaka (SHELLEY, Andrew kick), 4-73 1:47
4th	10:26	NM - VIGILANT, Daevon 1 yd run (SHELLEY, Andrew kick), 9-78 4:21
	07:37	NMSU - Huntley, Jason 4 yd pass from Adkins, Josh (Brown, Dylan kick), 10-75 2:49
	05:22	NMSU - Adkins, Josh 4 yd run (Brown, Dylan kick), 5-51 1:09

	NMSU	NM
FIRST DOWNS	29	27
RUSHES-YARDS (NET)	34-154	51-243
PASSING YDS (NET)	335	355
Passes Att-Comp-Int	47-30-1	28-16-1
TOTAL OFFENSE PLAYS-YARDS	81-489	79-598
Fumble Returns-Yards	0-0	0-0
Punt Returns-Yards	0-0	1-5
Kickoff Returns-Yards	2-98	2-36
Interception Returns-Yards	1-17	1-43
Punts (Number-Avg)	3-52.7	2-59.5
Fumbles-Lost	2-0	1-0
Penalties-Yards	7-56	9-80
Possession Time	26:54	33:06
Third-Down Conversions	8 of 14	8 of 15
Fourth-Down Conversions	1 of 1	1 of 1
Red-Zone Scores-Chances	8-8	4-5
Sacks By: Number-Yards	0-0	2-13

RUSHING: New Mexico State-Huntley, Jason 12-114; Adkins, Josh 15-32; Gibson, Christian 6-26; TEAM 1-minus 18. New Mexico-DAVIS, Ahmari 28-133; TUIOTI, Tevaka 7-59; CARROLL, Bryson 9-38; VIGILANT, Daevon 3-14; LILLY, Elijah 1-2; TEAM 3-minus 3.

PASSING: New Mexico State-Adkins, Josh 30-47-1-335. New Mexico-TUIOTI, Tevaka 16-28-1-355.

RECEIVING: New Mexico State-Nicholson, Tony 7-61; Clark, OJ 5-33; Mitchell, Naveon 4-105; Lottie, Isaiah 4-35; Downs III, Robert 3-45; Huntley, Jason 3-14; Abraham, Tevis 2-9; Gibson, Christian 1-19; Wyatt, Jared 1-14. New Mexico-KRESS, Jordan 3-122; UMEH, Anselem 3-42; LILLY, Elijah 3-38; WILLIAMS, Marcus 2-73; PATTERSON III Cedric 2-72; SOMOYE, Anu 1-5; CARROLL, Bryson 1-5; GRIFFIN IV, Jay 1-minus 2.

INTERCEPTIONS: New Mexico State-Perkins, Austin 1-17. New Mexico-REED II, Jerick 1-43.

FUMBLES: New Mexico State-TEAM 1-0; Gibson, Christian 1-0. New Mexico-TUIOTI, Tevaka 1-0.

New Mexico State (0-4) vs. New Mexico (2-1)
 Date: Sep 21, 2019 • Site: Albuquerque, N.M. • Stadium: Dreamstyle Stadium
 Attendance: 27269

Kickoff time: 2:38 pm • End of Game: 6:03 pm • Total elapsed time: 3:25
 Officials: Referee: Eddy Shelton; Umpire: Scott Teifer; Linesman: Bradford Edwards;
 Line judge: Quentin Givens; Back judge: Daniel Young; Field judge: Richard Almeroth;
 Side judge: Fulton Carson; Center judge: Stacy Hardin;



10 Game 4: 9/28/2019
Lynchburg, Va.
17 Att: 17,101

LYNCHBURG, Va. --- After a wild offensive affair just a week ago, offense was at a premium on Saturday in Lynchburg, Virginia, and the Liberty Flames had just enough of it to top New Mexico 17-10 in front of 17,101 fans at Williams Stadium. The loss dropped UNM to 2-2 on the season, and it denied UNM its first 3-1 start in 12 years.

The Lobos looked to get on the board first after the defense turned in a fourth-down stop inside of Liberty territory, but Tevaka Tuioti, threw an interception (one of two) in the end zone on third down, ending UNM's scoring threat. UNM's defense held firm, bending but not really breaking, allowing just an Antonio Gandy-Golden touchdown on the final play of the first quarter, and a late play-action touchdown pass near the end of the second quarter.

Golden's first score came after a 51-yard catch set up the Flames inside the 10, and he caught a short 3-yard pass from Buckshot Calvert two plays later. Liberty's only other touchdown came after another long pass play set up Liberty inside the five, and this time Clavert threw a 2-yard pass with just 23 seconds left in the half.

UNM got a huge red zone stop early in the second quarter down 7-3 when Erin Austin chased down Liberty quarterback Buckshot Calvert as he was at the one-yard line and forced a fumble into the end zone, which was recovered by De'John Rogers for a touchback.

The Lobos got on the board on the strength of a season-long 52-yard field goal by Andrew Shelley, who got the kick-off after Tyson Dyer handled a low snap. The field goal was tied for the sixth-longest in UNM history. It wasn't the only big play for Dyer, who time and again punted UNM out of trouble, averaging 47.8 yards per punt, punting five times and pinning Liberty inside the 20 all five times.

UNM was down 17-3 after a field goal and drove inside the Liberty 45, but a pass from Tuioti to Anselem Umeh was high, and UNM had to punt. After a missed field goal, UNM again drove down the field, but Tuioti overthrew Jay Griffin IV for a second interception. UNM's defense continued to hold, giving UNM a chance to get back in the game, and UNM drove inside the 15-yard line but on fourth down from the 10 yards line needing eight yards for a first down, Tuioti rushed and got seven-and-half yards, turning the ball over on downs at the Liberty 3-yard line.

UNM eventually got the ball back in the final minutes and went the length of the field, with Tuioti hitting Aaron Molina for a 14-yard touchdown with 43 seconds left to make it 17-10. UNM then attempted an onside kick and the ball hung tantalizingly in the air but just before Jordan Kress could snag it, a Liberty receiver snatched it first to seal the game.

The Lobos now flip coasts on a short week to open conference play at San Jose State.

Score by Quarters	1	2	3	4	Total
New Mexico	0	3	0	7	10
Liberty	7	7	3	0	17

Qtr Time Scoring play

1st	00:00	LIB - GANDY-GOLDEN, A. 3 yd pass from CALVERT, S. (PROBERT, A. kick), 9-87 4:19
2nd	09:20	NM - SHELLEY, Andrew 52 yd field goal, 12-41 5:40
	00:23	LIB - JACKSON, J. 2 yd pass from CALVERT, S. (PROBERT, A. kick), 8-82 2:13
3rd	08:47	LIB - PROBERT, A. 42 yd field goal, 7-68 3:18
4th	00:43	NM - MOLINA, Aaron 14 yd pass from TUIOTI, Tevaka (SHELLEY, Andrew kick), 11-86 2:12

	NM	LIB
FIRST DOWNS	18	19
RUSHES-YARDS (NET)	43-223	31-160
PASSING YDS (NET)	139	306
Passes Att-Comp-Int	26-12-2	36-24-0
TOTAL OFFENSE PLAYS-YARDS	69-362	67-466
Fumble Returns-Yards	0-0	0-0
Punt Returns-Yards	1-2	2-14
Kickoff Returns-Yards	0-0	1-45
Interception Returns-Yards	0-0	2-23
Punts (Number-Avg)	5-47.8	4-43.2
Fumbles-Lost	0-0	1-1
Penalties-Yards	6-40	3-30
Possession Time	30:33	29:27
Third-Down Conversions	9 of 17	4 of 12
Fourth-Down Conversions	0 of 1	0 of 1
Red-Zone Scores-Chances	1-3	2-4
Sacks By: Number-Yards	0-0	2-6

RUSHING: New Mexico-DAVIS, Ahmari 18-99; CARROLL, Bryson 13-61; TUIOTI, Tevaka 7-57; VIGILANT, Daevon 3-5; GRIFFIN IV, Jay 1-2; TEAM 1-minus 1. Liberty-MACK, J. 14-95; HICKSON, F. 13-55; CALVERT, S. 2-14; Team 1-minus 1; ROBINSON, B. 1-minus 3.

PASSING: New Mexico-TUIOTI, Tevaka 12-26-2-139. Liberty-CALVERT, S. 24-36-0-306.

RECEIVING: New Mexico-WILLIAMS, Marcus 3-33; MOLINA, Aaron 2-28; GRIFFIN IV, Jay 2-28; DRENNAN, Q 2-24; PATTERSON III Cedric 1-22; LOGAN-GREENE, Eman 1-4; VIGILANT, Daevon 1-0. Liberty-GANDY-GOLDEN, A. 6-144; HICKSON, F. 5-32; SHAA, K. 5-21; STUBBS, DJ 3-28; FRITH, N. 1-53; FOUTZ, Z. 1-15; KING, Dam. 1-8; LOUIS, S. 1-3; JACKSON, J. 1-2.

INTERCEPTIONS: New Mexico-None. Liberty-BENTON, E. 1-23; FAULKS, J. 1-0.

FUMBLES: New Mexico-None. Liberty-CALVERT, S. 1-1.

New Mexico (2-2) vs. Liberty (3-2)
 Date: 09-28-19 • Site: Lynchburg, Va. • Stadium: Williams Stadium
 Attendance: 17101

Kickoff time: 6:06 PM • End of Game: 9:10 PM • Total elapsed time: 3:04
 Officials: Referee: Jeff Flanagan; Umpire: Jim Eckl; Linesman: Arthur Hardin;
 Line judge: Kirk Lewis; Back judge: Gary Danciewicz; Field judge: Wayne Rundell;
 Side judge: Jeffrey Shears; Center judge: Jon Baden;
 Temperature: 78 • Wind: SW 5 mph • Weather: Partly cloudy



21 Game 5: 10/4/2019
San Jose, Calif.
32 Att: 16,119

SAN JOSE, Calif. --- Sheriron Jones came off the bench and led a game effort for New Mexico, but the Lobos suffered five fumbles (losing two) and four interceptions, and that hurt any chances of a road win. UNM couldn't overcome a 26-0 deficit in losing 32-21 at San Jose State at CEFCU Stadium. The loss dropped New Mexico to 2-3 on the season and 0-1 in the conference.

San Jose State improved to 3-2 on the year and 1-1 in the Mountain West. New Mexico lost its Mountain West opener for the just the second time in the last five years.

The game started well for UNM as Erin Austin and De'John Rogers teamed up for a big play for the second straight week. UNM's Austin hit Josh Love when he went back to pass, forcing a fumble that Rogers recovered. UNM moved the ball inside the 15 but stalled, and Andrew Shelley missed from the far right hashmark from 29 yards, his first miss of the season.

That miss started a roll for the Spartans, a run that was keyed by several big yardage plays by San Jose State. The Spartans got a pair of long passes to set up a 9-yard touchdown by quarterback Nick Nash for a 6-0 lead, and UNM's Adebayo Soremekun blocked the extra point. After UNM blocked a field goal, San Jose State scored again when Bill Humphrey's caught a 5-yard pass from Josh Love to make it 13-0.

UNM drove the field after that and had a chance to get on the board, but Tevaka Tuioti threw an interception in the end zone, the first of UNM's six turnovers. On the next play, Love hit Bailey Gaither, who earlier had blocked a punt, and Gaither traversed 80 yards for a 20-0 lead.

UNM then suffered two turnovers inside the Lobo 25, the first by Bryson Carroll was at the Lobo 2-yard line, and the second was an interception by Sheriron Jones, but UNM's defense held twice, forcing a pair of Matt Mercurio field goals and it was 26-0 San Jose State.

UNM got on the board just before the half when Jones, who had a career-high 104 yards rushing, hit Jordan Kress at the front pylon for a 34-yard touchdown, making it 26-7 at the break.

UNM had a chance to cut the lead further early in the second half when UNM drove inside the 10, but Ahmari Davis fumbled on a second effort play, and UNM turned the ball over. UNM's defense held, and Sheriron Jones led a quick 60-yard, 4-play drive with a 4-yard touchdown run to make it 26-14 late in the third quarter.

However, San Jose State tacked on two more field goals, including a 49-yarder that followed a blocked kick that UNM seemingly would have scored a touchdown on, but the play was ruled dead due a false start by Mercurio. He also added a short field goal later in the quarter.

Jones didn't stop however, and he threw his second TD pass of the game, a 38-yarder on a scramble to Cedric Patterson III to make it 32-21, and UNM nearly recovered the pooch kick from Donovan Murphree at the Spartan 30-yard line. UNM got the stop it needed, but on a third-and-10 play, Jones dropped back and threw his third interception of the game, and UNM's fourth.

Score by Quarters	1	2	3	4	Total
New Mexico	0	7	7	7	21
San Jose State	6	20	0	6	32

Qtr Time Scoring play

1st	06:50	SJSU - NASH, Nick 9 yd run (MERCURIO, Matt kick blockd), 6-80 2:28
2nd	12:56	SJSU - HUMPHREYS, Bill 5 yd pass from LOVE, Josh (MERCURIO, Matt kick), 7-93 2:04
	08:42	SJSU - GAITHER, Bailey 80 yd pass from LOVE, Josh (MERCURIO, Matt kick), 1-80 0:12
	06:57	SJSU - MERCURIO, Matt 24 yd field goal, 4-5 1:28
	04:22	SJSU - MERCURIO, Matt 33 yd field goal, 4-9 1:48
	01:12	NM - KRESS, Jordan 34 yd pass from JONES, Sheriron (SHELLEY, Andrew kick), 6-75 3:08
3rd	03:11	NM - JONES, Sheriron 4 yd run (SHELLEY, Andrew kick), 4-60 1:22
4th	12:47	SJSU - MERCURIO, Matt 49 yd field goal, 6-33 2:04
	06:16	SJSU - MERCURIO, Matt 24 yd field goal, 11-52 5:57
	04:52	NM - PATTERSON III Cedric 38 yd pass from JONES, Sheriron (SHELLEY, Andrew kick), 3-66 1:18

	NM	SJSU
FIRST DOWNS	19	19
RUSHES-YARDS (NET)	41-238	34-52
PASSING YDS (NET)	161	412
Passes Att-Comp-Int	26-11-4	39-26-0
TOTAL OFFENSE PLAYS-YARDS	67-399	73-464
Fumble Returns-Yards	0-0	0-0
Punt Returns-Yards	2--2	3-4
Kickoff Returns-Yards	5-120	1-10
Interception Returns-Yards	0-0	4-24
Punts (Number-Avg)	4-41.2	5-40.4
Fumbles-Lost	5-2	1-1
Penalties-Yards	9-95	8-70
Possession Time	27:32	32:28
Third-Down Conversions	5 of 12	6 of 19
Fourth-Down Conversions	1 of 1	1 of 1
Red-Zone Scores-Chances	1-3	5-7
Sacks By: Number-Yards	3-26	0-0

RUSHING: New Mexico-JONES, Sheriron 11-104; DAVIS, Ahmari 22-96; CARROLL, Bryson 5-28; LOGAN-GREENE, Eman. 1-6; TUIOTI, Tevaka 2-4. San Jose State-NASH, Nick 9-29; PACKER, DeJon 7-26; NEVENS, Tyler 9-20; HOLINESS, Isaia 1-8; ROBINSON, Kaire 1-4; TEAM 3-minus 5; LOVE, Josh 4-minus 30.

PASSING: New Mexico-JONES, Sheriron 7-16-3-127; TUIOTI, Tevaka 4-10-1-34. San Jose State-LOVE, Josh 24-36-0-405; NASH, Nick 2-3-0-7.

RECEIVING: New Mexico-KRESS, Jordan 2-46; WILLIAMS, Marcus 2-38; DRENNAN, Q 2-15; PATTERSON III Cedric 1-38; GRIFFIN IV, Jay 1-10; DAVIS, Ahmari 1-5; UMEH, Anselem 1-5; JONES, Javohn 1-4. San Jose State-WALKER, Tre 7-130; PACKER, DeJon 3-74; FOLEY, Brett 3-25; HUMPHREYS, Bill 3-19; GAITHER, Bailey 2-90; BLACKWELL, JaQu 2-34; DEESE, Derrick 2-32; HAMILTON, Isaia 2-9; HOLINESS, Isaia 2-minus 1.

INTERCEPTIONS: New Mexico-None. San Jose State-EZELL, Brandon 2-10; TOLEFREE, Rico 1-14; SHELTON, Nehemi 1-0.

FUMBLES: New Mexico-DAVIS, Ahmari 2-1; JONES, Sheriron 2-0; CARROLL, Bryson 1-1. San Jose State-LOVE, Josh 1-1.

New Mexico (2-3,0-1) vs. San Jose State (3-2,1-1)
Date: Oct 04, 2019 • Site: San Jose, CA • Stadium: CEFCU Stadium
Attendance: 16119

Kickoff time: 7:02 pm • End of Game: 10:39 pm • Total elapsed time: 3:37
Officials: Referee: Scott Campbell; Umpire: Rick Podraza; Linesman: Doug Moore;
Line Judge: Keith Garmond; Back Judge: Terry White; Field Judge: Matt Mills;
Side Judge: Mario Seneca; Center Judge: Tyree Walton;
Temperature: 62F • Wind: 14mphNNW • Weather: Clear.
Replay - Jeff Hansen



35 Game 6: 10/11/2019
Albuquerque, N.M.
21 Att: 15,393

ALBUQUERQUE, N.M. --- Colorado State went 85 yards at the end of the first half, aided by three personal fouls, and scored on fourth-and-goal from the 1-yard line with five seconds left to take a lead it would never relinquish as the Rams defeated the Lobos for the 10th straight time, winning 35-21 at Dreamstyle Stadium. The loss dropped UNM to 2-4 on the season at the halfway point, and 0-2 in the Mountain West. Colorado State moved to 2-5 overall and 1-2 in the league.

UNM struggled to overcome mistakes in the game, including three fourth quarter turnovers, 11 penalties for 102 yards (CSU had 10 for 117 yards) and just three of 12 third down conversions.

The Lobos were down plenty of starters on both sides of the ball, but still got some tremendous efforts, the biggest from the littlest player on the field. Five-foot-seven Bryson Carroll rushed for 193 yards, the 15th-best rushing total in UNM history. Carroll had several big runs including a 56-yard run to the one-yard line with UNM trailing 7-0. That run should have been 57-yards and a touchdown, but Carroll actually fumbled at the 1-yard line when he let go of the ball before crossing into the end zone.

Luckily, neither team fell on the ball, so UNM retained possession at the 1-yard line and Kentrail Moran, rushing in short yardage situations in place of Ahmari Davis who was injured, scored his first career touchdown to make it 7-6 after Andrew Shelley hit the upright on the point-after try.

UNM took it's only lead on a long drive on the ground that was aided when Colorado State was called for roughing the punter. It ended with Moran's second touchdown of the game, making it 12-7, and Sheriron Jones hit Marcus Williams for a two-point conversion to make it 14-7.

After each team punted, CSU tied the game on one-play as Patrick O'Brien hit Warren Jackson for an 87-yard touchdown.

That left it tied until CSU took over at its own 15-yard line with 2:03 to go. UNM got a sack and then a short gain made it third-and-11, and UNM called a timeout to try to get the ball back. Instead, CSU got a first down and moved to midfield when it faced another third-and-11 at the Ram 44. O'Brien was pressured and threw incomplete, but UNM was called for roughing the pass, moving the ball to the Lobo 41.

UNM then was whistled for pass interference twice in three plays, setting up the Rams at the Lobo 3-yard line. It took four plays, but on fourth-and-goal at the 1-yard line, Marvin Kinsey, Jr. just did break the plane for a back-breaking touchdown with just five seconds left in the half.

CSU moved it to 28-14 in the third with another Kinsey short TD run, but UNM made a game comeback attempt. UNM broke through in the fourth quarter, converting its first two third downs, including a bruising 10-yard run by Jones on third-and-seven at the 14 that looked for certain like a loss of yardage. Carroll then barreled in from four yards out and UNM was down 28-21.

CSU missed a field goal with 8:38 to go, and UNM needed 72 yards for a tie. They got just five. Carroll rushed for five before a muffed fly swap exchange to Emmanuel Logan-Greene was recovered and turned into a Jackson 26-yard touchdown catch for a 35-21 lead. That turnover was the first of three in the fourth quarter for UNM.

Score by Quarters	1	2	3	4	Total
Colorado State	7	14	7	7	35
New Mexico	6	8	0	7	21

Qtr Time Scoring play

1st	12:24	CSU - McBRIDE, Trey 42 yd pass from O'BRIEN, Patrick (CAMPER, Cayden kick), 7-84 2:36
	05:26	NM - MORAN, Kentrail 1 yd run (SHELLEY, Andrew kick failed), 2-57 0:17
2nd	07:59	NM - MORAN, Kentrail 4 yd run (WILLIAMS, Marcus pass from JONES, Sheriron), 11-80 5:15
	04:13	CSU - JACKSON, Warren 87 yd pass from O'BRIEN, Patrick (CAMPER, Cayden kick), 1-87 0:13
	00:05	CSU - KINSEY JR, Marvin 1 yd run (CAMPER, Cayden kick), 11-85 1:56
	10:14	CSU - KINSEY JR, Marvin 3 yd run (CAMPER, Cayden kick), 5-85 2:33
4th	12:05	NM - CARROLL, Bryson 4 yd run (SHELLEY, Andrew kick), 12-80 4:50
	05:58	CSU - JACKSON, Warren 26 yd pass from O'BRIEN, Patrick (CAMPER, Cayden kick), 3-27 1:57

	CSU	NM
FIRST DOWNS	23	22
RUSHES-YARDS (NET)	38-131	49-256
PASSING YDS (NET)	420	89
Passes Att-Comp-Int	34-25-0	17-8-1
TOTAL OFFENSE PLAYS-YARDS	72-551	66-345
Fumble Returns-Yards	0-0	0-0
Punt Returns-Yards	1-0	0-0
Kickoff Returns-Yards	3-62	0-0
Interception Returns-Yards	1-17	0-0
Punts (Number-Avg)	5-45.6	7-43.3
Fumbles-Lost	4-2	3-2
Penalties-Yards	10-117	11-102
Possession Time	31:44	28:16
Third-Down Conversions	8 of 15	3 of 12
Fourth-Down Conversions	1 of 1	1 of 1
Red-Zone Scores-Chances	2-5	3-4
Sacks By: Number-Yards	2-18	4-19

RUSHING: Colorado State-KINSEY JR, Marvin 25-85; WRIGHT, Dante 2-63; McELROY, Marcus 3-2; TEAM 3-minus 6; O'BRIEN, Patrick 5-minus 13. New Mexico-CARROLL, Bryson 26-193; JONES, Sheriron 17-54; VIGILANT, Daevon 2-8; MORAN, Kentrail 3-7; LOGAN-GREENE, Eman. 1-minus 6.

PASSING: Colorado State-O'BRIEN, Patrick 25-34-0-420. New Mexico-JONES, Sheriron 8-17-1-89.


RECEIVING: Colorado State-JACKSON, Warren 9-214; WRIGHT, Dante 5-105; McBRIDE, Trey 5-57; McCULLOUGH, Ty 2-25; CRAIG-MYERS, Nate 1-11; BUTLER, Cameron 1-6; PRENTICE, Adam 1-1; KINSEY JR, Marvin 1-1. New Mexico-WILLIAMS, Marcus 5-58; MOLINA, Aaron 1-20; LOGAN-GREENE, Eman. 1-8; JONES, Javohn 1-3.

INTERCEPTIONS: Colorado State-NEAL, Andre 1-17. New Mexico-None.

FUMBLES: Colorado State-WRIGHT, Dante 1-1; KINSEY JR, Marvin 1-1; McELROY, Marcus 1-0; TEAM 1-0. New Mexico-CARROLL, Bryson 1-0; LOGAN-GREENE, Eman. 1-1; JONES, Sheriron 1-1.

Colorado State (2-5,1-2) vs. New Mexico (2-4,0-2)
Date: Oct 11, 2019 • Site: Albuquerque, N.M. • Stadium: Dreamstyle Stadium
Attendance: 15393

Kickoff time: 6:02 pm • End of Game: 9:53 pm • Total elapsed time: 3:51
Officials: Referee: Kevin Hassell; Umpire: Apollo Martin; Linesman: Jeff Hutcheon;
Line Judge: David Young; Back Judge: Bobby Lynn; Field Judge: Matt Binford;
Side Judge: Mark Graves; Center Judge: Abram Anaya;
Temperature: 58F • Wind: W 3 MPH • Weather: Sunny



10 Game 7: 10/19/2019
Laramie, Wyo.
23 Att: 22,884

LARAMIE, Wyo. --- New Mexico had eight straight drives move into Wyoming territory to end the game, but the Lobos netted just 10 points on those six drives, and it wasn't nearly enough as UNM lost at Wyoming 23-10 in a solid defensive effort for the Lobos. The loss dropped UNM to 2-5 overall and 0-3 in the Mountain West, while Wyoming moved to 5-2 and 2-1, one win from bowl eligibility.

UNM's defensive played well, as Wyoming didn't break the 300-yard mark for the game until well into the fourth quarter. The only score of the first half followed a turnover, as UNM's Bryson Carroll fumbled inside of Lobo territory. Sean Chambers was able to convert it into points with a 1-yard run, and that left it at 7-0 Wyoming. UNM didn't have much of an issue moving into Wyoming territory, but the issue was getting into field goal range.

UNM ran out of time at the end of the first half at the Wyoming 40. Two other drives in the first half stalled at the Cowboy 44 and on the 50. The Lobos defense was stout, holding on most Cowboy drives. The only other scoring chance for the Cowboys came on a missed 47-yard field goal.

The second half saw UNM open and drive quickly into Wyoming territory, but the drive stalled when UNM passed on a 47-yard field goal try into a stiff breeze and got stopped on fourth down. While UNM kept scuffling inside Wyoming territory, Wyoming got a 41-yard scramble by Chambers to set up a 3-yard run by Xavian Valladay to make it 13-0.

Finally, on UNM's sixth foray into Wyoming territory, it got on the board when Aaron Molina had to turn into a defender to prevent an interception, and Andrew Shelley followed with a 25-yard field goal on the first play of the fourth quarter. Wyoming pushed the lead to 20-3 when Chambers hit Josh Harshman for a 15-yard touchdown.

UNM head coach Bob Davie made a switch and inserted Tevaka Tuioti into the game, and he reaped an immediate dividend. UNM got a huge 40-yard run from Ahmari Davis, and then on fourth-and-15 from the 21, Tuioti hit Aaron Molina for a 21-yard touchdown, slicing the lead to 20-10. Wyoming got another long scramble run on third down, this one of 40 yards by Chambers, and the Cowboys led 23-10 with 58 seconds left.

Without much time, UNM moved from the 25 to the Wyoming 17 before time ran out after Tuioti missed Emmanuel Logan-Greene in the end zone.

Overall, UNM outgained the Cowboys 372-345 and threw for 203 through the air, but the lost fumble in the first half was the games' only turnover. Wyoming also had the ball about 10 more minutes, 35:13 to 24:47.

Score by Quarters	1	2	3	4	Total
New Mexico	0	0	0	10	10
Wyoming	7	0	6	10	23

Qtr Time Scoring play

1st 00:04 WY - CHAMBERS, Sean 1 yd run (ROTHER, Cooper kick), 4-36 1:36
3rd 07:31 WY - VALLADAY, X. 3 yd run (ROTHER, Cooper kick failed), 9-70 4:10
4th 14:55 NM - SHELLEY, Andrew 25 yd field goal, 7-40 1:24
09:40 WY - HARSHMAN, Josh 15 yd pass from CHAMBERS, Sean (ROTHER, Cooper kick), 10-75 5:15
06:31 NM - MOLINA, Aaron 21 yd pass from TUIOTI, Tevaka (SHELLEY, Andrew kick), 9-75 3:09
00:58 WY - ROTHER, Cooper 36 yd field goal, 11-56 5:33

	NM	WY
FIRST DOWNS	20	21
RUSHES-YARDS (NET)	37-169	55-259
PASSING YDS (NET)	203	86
Passes Att-Comp-Int	28-14-0	15-9-0
TOTAL OFFENSE PLAYS-YARDS	65-372	70-345
Fumble Returns-Yards	0-0	1-1
Punt Returns-Yards	2-17	0-0
Kickoff Returns-Yards	0-0	0-0
Interception Returns-Yards	0-0	0-0
Punts (Number-Avg)	4-37.8	4-44.5
Fumbles-Lost	2-1	1-0
Penalties-Yards	5-50	5-38
Possession Time	24:47	35:13
Third-Down Conversions	4 of 12	11 of 18
Fourth-Down Conversions	1 of 2	0 of 0
Red-Zone Scores-Chances	2-3	4-4
Sacks By: Number-Yards	3-24	2-10

RUSHING: New Mexico-DAVIS, Ahmari 14-86; CARROLL, Bryson 12-55; TUIOTI, Tevaka 3-30; MORAN, Kentrail 1-5; VIEIRA, Thomas 1-4; LOGAN-GREENE, Eman. 1-1; JONES, Sherion 5-minus 12. Wyoming-VALLADAY, X. 33-127; CHAMBERS, Sean 18-117; ISMAIL JR. R. 1-9; BRENTON, Brett 2-5; BURROUGHS, J. 1-1.

PASSING: New Mexico-JONES, Sherion 9-17-0-143; TUIOTI, Tevaka 5-10-0-60; TEAM 0-1-0-0. Wyoming-CHAMBERS, Sean 9-15-0-86.

RECEIVING: New Mexico-KRESS, Jordan 4-94; MOLINA, Aaron 3-35; LOGAN-GREENE, Eman. 3-28; WILLIAMS, Marcus 2-27; VIEIRA, Thomas 1-11; UMEH, Anselm 1-8. Wyoming-OKWOLI, John 3-33; HARSHMAN, Josh 2-20; VALLADAY, X. 1-25; CROW, Dontae 1-11; MARCOTTE, J. 1-6; ISMAIL JR. R. 1-minus 9.

INTERCEPTIONS: New Mexico-None. Wyoming-None.

FUMBLES: New Mexico-KRESS, Jordan 1-0; CARROLL, Bryson 1-1. Wyoming-CHAMBERS, Sean 1-0.

New Mexico (2-5,0-3) vs. Wyoming (5-2,2-1)
Date: Oct 19, 2019 • Site: Laramie, Wyo. • Stadium: War Memorial Stadium
Attendance: 22,884

Kickoff time: 1:05 pm • End of Game: 3:59 pm • Total elapsed time: 2:54
Officials: Referee: Cal McNeill; Umpire: Mike Henderson; Linesman: Bill Scott;
Line Judge: Steve Hoslett; Back Judge: Alvin Moore; Field Judge: Robert Asel;
Side Judge: Tom Bessant; Center Judge: Corey Long;
Temperature: 45 deg • Wind: wsw22mph • Weather: Mostly cloudy



31 Game 8: 10/26/2019
Albuquerque, N.M.
45 Att: 12,617

ALBUQUERQUE, N.M. --- New Mexico made a furious comeback effort, but in the end it wasn't enough. Hawai'i scored on four of its five offensive possessions and also added a 14-yard interception return for another score as Hawai'i raced to a 32-point halftime lead and defeated New Mexico 45-31 to spoil UNM's 95th Homecoming game. The win ended a seven-game losing streak to UNM by the Rainbow Warriors.

New Mexico dropped to 2-6 overall and 0-4 in conference play, while Hawai'i ended a two-game losing streak and moved to 5-3 overall and 2-2 in the Mountain West.

New Mexico was down 35-3 at the half and 45-10 with 9:16 left in the fourth quarter before a furious rally that saw UNM score three times in the just 3:13 and then get picked off at the 3-yard line in trying to get within a score with under two minutes left.

The highlight for UNM was the play of Ahmari Davis, who rushed for a career-high 200 yards, the 14th time UNM has had a 200-yard rusher, and the 10th individual overall. It was UNM's second straight home game with a runner going for at least 190 yards. Davis had a career-long 66-yard touchdown in the third quarter along with a long 39-yard run that set up UNM's first points of the game. Davis has run for at least 100 yards in all three home games that he has played.

Down 45-10 in the fourth after a 9-yard touchdown pass from Chevan Cordiero to Lincoln Victor with 9:16 to go, UNM began the comeback. Tevaka Tuioti hit Anselm UmeH for a 40-yard pass to the 19 yard line, and Davis ran it in on the next play to make the score 45-17.

Hawai'i took over at it's 28 after a fair catch, and on fourth-and-one at its own 37, Rainbow Warrior head coach Nick Rolovich rolled the dice, and it came up snake eyes. Devin Sanders and Brandon Burton broke through for a tackle for loss, and then Hawai'i was hit with a personal foul and UNM started at the 21. After a touchdown was wiped out on a penalty for UNM, Tuioti hit Anu Somoye for a 9-yard score and with 4:41 left, it was 45-24.

Hawai'i opted to not run the ball, and went three-and-out, taking just 15 seconds off the clock. UNM took over after a punt and Tuioti hit Jordan Kress for a 59-yard touchdown on the first play, and with 4:03 left a once insurmountable lead was whittled to two scores. UNM almost cut it further when on second down McDonald's pass went in and out of the hands of Letayveon Beaton, who had room to run on a return.

UNM got it back with 2:25 to go, and drove to the Hawai'i 28 before Ikem Okeke picked off Tuioti at the three to end it.

Davis's 66-yard touchdown to open UNM's second half scoring was set up by UNM's second interception of the season. Erin Austin, a defensive lineman, stunted after a blitzed and dropped into overage, and he snatched Cole McDonald's pass out of the air and ran it back nine yards. Davis then took it from there, bursting through the line, shaking a tackler and racing the 66 yards for UNM's only score of the third quarter.

Hawai'i, known for its run-and-shoot, high-flying passing offense, scored three rushing touchdowns in the first half. The first came on its second offensive play quarterback Cole McDonald, who is known more for his arm than his legs, surprised everyone with a quarterback keeper around the end that went for a 76-yard touchdown.

Score by Quarters	1	2	3	4	Total
Hawai'i	21	14	3	7	45
New Mexico	3	0	7	21	31

Qtr Time Scoring play

1st 13:14 UH - MCDONALD, Cole 76 yd run (MESKELL, Ryan kick), 2-76 0:18
08:43 NM - SHELLEY, Andrew 39 yd field goal, 10-57 4:26
04:40 UH - MATAUTIA, Solomon 14 yd interception return (MESKELL, Ryan kick)
01:56 UH - NOA, Kumoku 54 yd pass from MCDONALD, Cole (MESKELL, Ryan kick), 4-69 1:21
2nd 08:50 UH - MCDONALD, Cole 1 yd run (MESKELL, Ryan kick), 10-72 4:39
00:33 UH - REED, Miles 1 yd run (MESKELL, Ryan kick), 8-77 4:12
3rd 11:02 NM - DAVIS, Ahmari 67 yd run (SHELLEY, Andrew kick), 2-70 0:48
03:09 UH - MESKELL, Ryan 24 yd field goal, 7-81 2:56
4th 09:16 UH - VICTOR, Lincoln 9 yd pass from CORDEIRO, Chevan (MESKELL, Ryan kick), 10-82 4:46
07:16 NM - DAVIS, Ahmari 19 yd run (SHELLEY, Andrew kick), 5-87 2:00
04:41 NM - SOMOYE, Anu 9 yd pass from TUIOTI, Tevaka (SHELLEY, Andrew kick), 4-36 1:23
04:03 NM - KRESS, Jordan 59 yd pass from TUIOTI, Tevaka (SHELLEY, Andrew kick), 1-59 0:10

	UH	NM
FIRST DOWNS	21	23
RUSHES-YARDS (NET)	34-255	31-207
PASSING YDS (NET)	323	293
Passes Att-Comp-Int	40-21-1	40-23-2
TOTAL OFFENSE PLAYS-YARDS	74-578	71-500
Fumble Returns-Yards	0-0	0-0
Punt Returns-Yards	2-12	2-27
Kickoff Returns-Yards	1-17	3-128
Interception Returns-Yards	2-16	1-9
Punts (Number-Avg)	4-49.5	3-46.0
Fumbles-Lost	0-0	0-0
Penalties-Yards	10-85	5-34
Possession Time	32:04	27:56
Third-Down Conversions	5 of 15	4 of 12
Fourth-Down Conversions	2 of 3	0 of 2
Red-Zone Scores-Chances	4-4	3-3
Sacks By: Number-Yards	2-10	2-12

RUSHING: Hawai'i-MCDONALD, Cole 9-140; REED, Miles 16-97; CORDEIRO, Chevan 2-16; VICTOR, Lincoln 1-7; KELILIKI, Hekili 4-5; TEAM 1-minus 2; UAHINUI, Justin 1-minus 8. New Mexico-DAVIS, Ahmari 16-200; CARROLL, Bryson 8-10; MORAN, Kentrail 1-5; COLE, Bobby 1-1; TUIOTI, Tevaka 5-minus 9.

PASSING: Hawai'i-MCDONALD, Cole 17-30-1-237; CORDEIRO, Chevan 4-8-0-86; UAHINUI, Justin 0-2-0-0. New Mexico-TUIOTI, Tevaka 23-40-2-293.

RECEIVING: Hawai'i-BYRD II, Cedric 6-58; NOA, Kumoku 4-120; SHARSH, Jason-M. 4-39; WARD, JoJo 3-80; VICTOR, Lincoln 1-9; MARDNER, Nick 1-7; REED, Miles 1-5; SMART, Jared 1-5. New Mexico-UMEH, Anselm 6-92; KRESS, Jordan 4-100; LOGAN-GREENE, Eman. 4-34; GRIFFIN IV, Jay 4-19; WILLIAMS, Marcus 1-24; SOMOYE, Anu 1-9; PATTERSON III, Cedric 1-7; VIGILANT, Daevon 1-6; VIEIRA, Thomas 1-2.

INTERCEPTIONS: Hawai'i-MATAUTIA, Solomon 1-14; OKEKE, Ikem 1-2. New Mexico-AUSTIN, Erin 1-9.

FUMBLES: Hawai'i-None. New Mexico-None.

Hawai'i (5-3,2-2) vs. New Mexico (2-6,0-4)
Date: Oct 26, 2019 • Site: Albuquerque, N.M. • Stadium: Dreamstyle Stadium
Attendance: 12,617

Kickoff time: 2:07 pm • End of Game: 5:30 pm • Total elapsed time: 3:23
Officials: Referee: Mike Cuttone; Umpire: Mark Warner; Linesman: Greg Downum;
Line Judge: Carlos Owens; Back Judge: Michael Aaronian; Field Judge: Scotty Melanson;
Side Judge: Richard Corona; Center Judge: Ian Malepeal;
Temperature: 67F • Wind: None • Weather: Sunny



10
21

Game 9: 11/2/2019
Reno, Nev.
Att: 15,631

RENO, Nev. --- New Mexico's defense was up to the task, but Nevada's only third down conversion of the fourth quarter went for a back-breaking touchdown, and the Wolf Pack moved within a win of bowl eligibility with a 21-10 victory at Mackay Stadium in Reno. With the loss, New Mexico dropped to 2-7, and will not qualify for a bowl game for a third consecutive season.

Felled of late by poor starts, UNM opened the game with its longest drive of the season, going 90 yards in nine plays, with Ahmari Davis going over from four yards out for a 7-0 lead. It stayed 7-0 until midway through the second quarter, when Nevada put together a 15-play, 80-yard drive that saw a fourth down conversion. Toa Taua bulled over from a yard out with 7:50 to go to tie the game at 7-7. After a three-and-out, Nevada got a big third down conversion and then Carson Strong hit Romeo Doubs in stride for a 57-yard touchdown at the 5:08 mark for a 14-7 lead, which carried into halftime.

After that score, UNM's Andrew Shelley was just short on a 53-yard field goal, a kick that probably goes in if not for an inadvertent whistle that blew a play dead at the 36-yard line that would have made the 53-yard attempt a 50-yarder.

Nevada threatened for more, but in the final minute, UNM held on a fourth down play from inside the 10, taking it to halftime.

UNM moved the ball once again on the opening drive of the second half, and Shelley connected this time, hitting from 49 yards out to make it 14-10. UNM had a chance to get closer, but Ahmari Davis on fourth-and-1 was stopped just short of the line to gain.

All the while, UNM's defense was solid, allowing just nine yards in the third quarter and one first down. However, with 5:35 to go in the fourth, Strong hit Elijah Cooks for a 20-yard touchdown, and that was the back-breaker that put the game out of reach. UNM drove to the Nevada 40 in the final minutes, but four straight incompletions sealed the deal.

Score by Quarters	1	2	3	4	Total
New Mexico	7	0	3	0	10
Nevada	0	14	0	7	21

Qtr Time Scoring play

1st 06:48 NM - DAVIS, Ahmari 4 yd run (SHELLEY, Andrew kick), 9-90 3:29
 2nd 07:50 NEV - TAUUA, Toa 1 yd run (TALTON, Brandon kick), 15-80 8:12
 05:08 NEV - DOUBS, Romeo 57 yd pass from STRONG, Carson (TALTON, Brandon kick), 4-73 1:18
 3rd 11:14 NM - SHELLEY, Andrew 49 yd field goal, 8-43 3:46
 4th 05:45 NEV - COOKS, Elijah 20 yd pass from STRONG, Carson (TALTON, Brandon kick), 5-46 2:35

	NM	NEV
FIRST DOWNS	17	21
RUSHES-YARDS (NET)	29-109	34-64
PASSING YDS (NET)	237	305
Passes Att-Comp-Int	36-19-0	40-28-0
TOTAL OFFENSE PLAYS-YARDS	65-346	74-369
Fumble Returns-Yards	0-0	0-0
Punt Returns-Yards	3-33	1-24
Kickoff Returns-Yards	0-0	1-27
Interception Returns-Yards	0-0	0-0
Punts (Number-Avg)	6-44.8	7-42.3
Fumbles-Lost	2-0	1-0
Penalties-Yards	7-70	6-30
Possession Time	25:15	34:45
Third-Down Conversions	5 of 15	6 of 16
Fourth-Down Conversions	0 of 2	1 of 2
Red-Zone Scores-Chances	2-3	2-3
Sacks By: Number-Yards	2-24	2-25

RUSHING: New Mexico-DAVIS, Ahmari 15-80; TUIOTI, Tevaka 8-18; CARROLL, Bryson 4-9; VIGILANT, Daevon 1-3; TEAM 1-minus 1. Nevada-LEE, Devonte 9-68; TAUUA, Toa 17-28; TEAM 2-minus 2; CHRISTIAN, D. 1-minus 9; STRONG, Carson 5-minus 21.

PASSING: New Mexico-TUIOTI, Tevaka 19-36-0-237. Nevada-STRONG, Carson 28-40-0-305.

RECEIVING: New Mexico-WILLIAMS, Marcus 6-74; UMEH, Anselem 4-64; LOGAN-GREENE, Eman. 4-54; KRESS, Jordan 4-40; VIGILANT, Daevon 1-5. Nevada-DOUBS, Romeo 11-167; COOKS, Elijah 6-74; TAUUA, Toa 4-11; CHRISTIAN, D. 2-14; LOCKHART, J. 2-13; FOSSUM, Kaleb 1-11; LAPPIN, C. 1-8; STOVALL, M. 1-7.

INTERCEPTIONS: New Mexico-None. Nevada-None.

FUMBLES: New Mexico-LOGAN-GREENE, Eman. 1-0; TUIOTI, Tevaka 1-0. Nevada-STRONG, Carson 1-0.

New Mexico (2-7,0-5) vs. Nevada (5-4,2-3)

Date: Nov 02, 2019 • Site: Reno, Nevada • Stadium: Mackay Stadium
 Attendance: 15631

Kickoff time: 7:35 pm • End of Game: 10:50 pm • Total elapsed time: 3:15
 Officials: Referee: Eddy Shelton; Umpire: Scott Teifer; Linesman: Brad Edwards;
 Line judge: Quinten Givens; Back judge: Daniel Young; Field judge: Rich Almeroth;
 Side judge: Fulton Carson; Center judge: Stacy Hardin;
 Temperature: 55 • Wind: 4 ESE • Weather: clear