



# THE UNIVERSITY OF NEW MEXICO LOBO FOOTBALL

## ATHLETIC COMMUNICATIONS

Frank Mercogliano, Asst. A.D. for Communications  
Email: fmercog@unm.edu  
Cell Phone: 505-410-4844  
Twitter: @fmmmercogliano  
www.GoLobos.com

1939 Sun Bowl \* 1944 Sun Bowl \* 1946 Sun Bowl \* 1947 Harbor Bowl \* 1961 Aviation Bowl \* 1997 Insight.com Bowl \* 2002 Las Vegas Bowl \*  
2003 Las Vegas Bowl \* 2004 Emerald Bowl \* 2006 New Mexico Bowl \* 2007 New Mexico Bowl \* 2015 Gildan New Mexico Bowl \* 2016 Gildan New Mexico Bowl

### Game 12

Date ..... Saturday, November 30  
Time ..... 2:06 pm Mountain Time  
Location ..... Albuquerque, N.M.  
Venue ..... Dreamstyle Stadium  
Capacity ..... 39,224  
Television ..... Facebook/Stadium  
Series Record ..... New Mexico leads 13-12  
In Albuquerque ..... New Mexico leads 9-5  
In Logan ..... Utah State leads 7-4  
Current Streak ..... Utah State, 2  
Last Meeting in Logan ..... USU 19-61, 10/27/2018  
Last Meeting in Albuquerque ..... UNM 10-24, 11/4/2017



### New Mexico

#### Lobos

Record: 2-9 MW: 0-7

Head Coach: Bob Davie  
UNM Record: 35-63 (8th Year)  
Career Record: 70-88 (13th Year)



### Utah State

#### Aggies

Record: 6-5 MW: 5-2

Head Coach: Gary Andersen  
Utah State Record: 32-29 (5th season)  
Career Record: 62-66 (11th season)

### Broadcast Info

TV: Satadium/Facebook

Play-by-Play ..... Ari Wolfe  
Analyst ..... Jordan Palmer  
Sidelines ..... Dani Klupenger

RADIO: Lobo Radio Network  
(770 KQOB-AM flagship in Albuquerque)

Play-by-Play ..... Robert Portnoy  
Analyst ..... DonTrell Moore  
Sidelines ..... Ned James

## 2019 Schedule



### Sam Houston St.

Series Record is now ..... 1-1  
Site ..... Dreamstyle Stadium (39,224)  
TV ..... Mountain West Network  
Radio ..... Lobo Radio Network



### at Liberty

Series Record is now ..... 0-2  
Site ..... Williams Stadium (25,000)  
TV ..... ESPN+  
Radio ..... Lobo Radio Network



### at Wyoming

Series Record is now ..... 34-38  
Site ..... War Memorial Stadium (29,121)  
TV ..... AT&T Sports Net  
Radio ..... Lobo Radio Network




### at 19/19 Boise State

Series Record is now ..... 1-10  
Site ..... Albertsons Stadium (36,387)  
TV ..... ESPN2  
Radio ..... Lobo Radio Network



### at 7/7 Notre Dame

Series Record is now ..... 0-1  
Site ..... Notre Dame Stadium (77,622)  
TV ..... NBC  
Radio ..... Lobo Radio Network



### at San Jose State

Series Record is now ..... 5-13-1  
Site ..... CEFCU Stadium (30,456)  
TV ..... CBS Sports Network  
Radio ..... Lobo Radio Network



### Hawai'i (HC)

Series Record ..... 10-14  
Site ..... Dreamstyle Stadium (39,224)  
TV ..... Spectrum/Facebook  
Radio ..... Lobo Radio Network



### Air Force

Series Record ..... 14-23  
Site ..... Dreamstyle Stadium (39,224)  
TV ..... ESPN3  
Radio ..... Lobo Radio Network



### New Mexico State

Series Record is now ..... 72-33-5  
Site ..... Dreamstyle Stadium (39,224)  
TV ..... AT&T Sports Net  
Radio ..... Lobo Radio Network



### Colorado State

Series Record is now ..... 25-42  
Site ..... Dreamstyle Stadium (39,224)  
TV ..... CBS Sports Network  
Radio ..... Lobo Radio Network



### at Nevada

Series Record is now ..... 3-4-1  
Site ..... Mackay Stadium (29,993)  
TV ..... ESPN Family  
Radio ..... Lobo Radio Network



### Utah State

Series Record ..... 13-12  
Site ..... Dreamstyle Stadium (39,224)  
TV ..... Stadium/Facebook  
Radio ..... Lobo Radio Network

## What's Inside

### Must Haves for the Media Section

Schedule/Staff/At a Glance.....	1
Media Schedule/Policies .....	2
Roster .....	3-4
Two-Deep .....	5
Where They Come From .....	6
Making National Headlines .....	7

### Section That Will Make Any Broadcast Better

Notes .....	8-15
Uniform Tracker .....	16

Game-by-Game and Career Individual Stats .....	17-25
2019 Opponent Schedules .....	26
About Head Coach Bob Davie .....	27

### Section That Will Make Any Stats & Numbers Person Happy

Red Zone Report/Starting Lineups .....	28
Results and Team Statistics .....	29
Offensive Statistics .....	30-32
Defensive Statistics .....	33
Season and Career Statistics .....	34-36

### The Game-by-Game Section

UNM Game-by-Game Statistics .....	37
Opponent Game-by-Game Statistics .....	38
Game-by-Game Passing/Rushing/Receiving .....	39
Game-by-Game UNM Tackles .....	40
The Last Time it Happened .....	41
Game Recaps .....	42-47

**GENERAL INFORMATION**

Name of School ..... University of New Mexico  
 City/Zip ..... Albuquerque, N.M. 87106  
 Founded ..... 1889 by Territorial Legislature  
 Enrollment ..... 22,225  
 Nickname ..... Lobos  
 School Colors ..... Cherry and Silver  
 Stadium ..... Dreamstyle Stadium  
 Capacity ..... 39,224  
 Conference ..... Mountain West  
 Affiliation ..... NCAA I  
 President ..... Dr. Garnett Stokes  
 Athletic Director ..... Eddie Nuñez  
 Athletic Dept. Phone ..... 505-925-5501  
 Ticket Office Phone ..... 505-925-LOBO

**COACHING STAFF**

Head Coach ..... Bob Davie  
 Alma Mater, Year ..... Youngstown State, 1977  
 Record at School (years) ..... 35-63, 8th season  
 Career Record (years) ..... 70-88, 13th season  
 Football Office Phone ..... 505-925-5700  
 Best Time of Day to Reach Coach ..... Contact SID  
 Assistant Coaches .....  
   Joe Dailey ..... Off. Coord./QBs  
   Sage Tuitele ..... Run Game Coord./OL  
   Apollo Wright ..... Off. Pass Game Coord./RBs  
   Scott Baumgartner ..... WRs  
   Clay Davie ..... TEs  
   Jacob Givile ..... Grad. Asst. (Offense)  
   Jordan Peterson ..... Def. Coord./S  
   Perry Eliano ..... Special Teams/CBs  
   Dan Carrel ..... LBs  
   Stan Eggen ..... DL  
   Dillon Sanders ..... LBs  
   Jake Rothschilder ..... Grad. Asst. (Defense)  
   Joe Montag ..... Grad. Asst. (Defense)  
 Director of Football Ops. .... Dusty Bennett  
 Dir. of Recruiting ..... Greg Svarczkopf  
 Asst. Ops./Recruiting ..... Jacob Grant  
 Video Coordinator ..... John Lintner  
 Athletic Performance ..... Scott Holsopple  
 Asst. Athletic Performance ..... John McWilliams

**TEAM INFORMATION**

2018 Overall Record ..... 3-9  
 2018 Mountain West Record/Finish ..... 1-7/6th Mt.

**HISTORY**

First Year of Football ..... 1892  
 Overall All-Time Record ..... 488-606-31  
 Number of Bowls/last ..... 13/2016  
 Bowl Record ..... 4-8-1  
 NFL Draft Picks ..... 65

**COMMUNICATIONS**

Press Box Phone ..... 505-925-5805  
 SID Mailing Address ..... New Mexico Athletics  
   Colleen J. Maloof Administration Building  
   1 University of New Mexico  
   MSC04 2680  
   Albuquerque, NM 87131-0001  
 Overnight Address ..... New Mexico Athletics  
   Colleen J. Maloof Administration Building  
   1414 University Boulevard SE  
   Albuquerque, NM 87106

**SOCIAL MEDIA**

Website ..... [www.golobos.com](http://www.golobos.com)



@UNMLoboFB



/NewMexicoLobos

**Typical Game Week Media Policies & Procedures**

MONDAY	TUESDAY	WEDNESDAY	THURSDAY	FRIDAY	SATURDAY	SUNDAY
<b>Practice</b> Off Day	<b>Practice</b> 9:30 - 11:10 a.m.	<b>Practice</b> 9:30 - 11:15 a.m.	<b>Practice</b> 10:00 - 11:15 a.m. (Due to holiday this may move back)	<b>Practice</b> Walk Through	<b>Game</b> Game Day	<b>Season Complete</b>
<b>Media</b> None	<b>Media</b> Open first 30 minutes Interviews after practice (Coaches/ Players) Press Conference at 12:30 p.m.	<b>Media</b> Open first 30 minutes Interviews after practice (Coaches/ Players)	<b>Media</b> Open first 30 minutes Interviews after practice (Coaches only)	<b>Media</b> No media availability	<b>Media</b> Coach Davie and two players after game	

**Game Week Media Schedule****Media At Practice**

Practice is only open for media for the first 30 minutes, and it is closed to the public. Contact Frank Mercogliano for more information about the class schedules for players needed for interviews (some players are not available due to class after practice, but we will make all efforts to get everyone the interviews they need).

**Bob Davie Interview Opportunities**

Coach Davie has several media availability times during the week. During game week, he is available after practices on Monday, Wednesday and Thursday. He also meets with the local media on Tuesday at noon as part of UNM's weekly fall sports media luncheon (other fall sport coaches meet with the media at noon prior to Davie speaking).

Schedules for the two short weeks (two Friday games) will be announced at a later date.

**New Mexico Media Luncheon**

The New Mexico Media Luncheons are Tuesdays from noon to 1:30 p.m. Coach Davie is available at approximately 12:30 pm. Audio and video clips from Davie are available at [www.golobos.com](http://www.golobos.com). The press conferences are also streamed on GoLobos.com by LoboTV. Please note that the Mountain West no longer will conduct a football coaches teleconference. The luncheon is on the Zia II level of the West press box.

**New Mexico Player Interview Opportunities**

All player interviews must be arranged through the UNM athletics communications office. The main time for interviews is after practice. Wednesday is the last day for player interviews. For lengthier interviews, please call the communications office to arrange, which we are happy to do, working around class schedules. These will normally take place in the communications suite in the Maloof Center.

Postgame: The UNM locker room is closed. Requested players will be brought to an area to be determined after home games and outside the locker room for road games.

For road games, all interviews will be posted to UNM's Media Dropbox account, along with selected highlights. These are provided for your usage, but please credit LoboTV.

**Wireless in the Press Box**

The press box at Dreamstyle Stadium is fully equipped for wireless connections. Access is free, but those wanting access need their own internal or external wireless cards. Phone lines are available.

**[www.collegepressbox.com](http://www.collegepressbox.com)**

CollegePressBox.com gives the media one-stop access to updated contact information, media guides, game books, photos, quotes, links and more for each of the league's schools and the Mountain West office. Log-in information will be provided by the MW office to accredited media, or you can apply for a password by sending an e-mail to [password@collegepressbox.com](mailto:password@collegepressbox.com).

**Ticket Information**

- online at [unmtickets.com](http://unmtickets.com)
- by calling 925-5858 or toll-free at 800-955-HOWL
- Albertson's stores in Albuquerque, Rio Rancho, Los Lunas and Santa Fe
- Lobo Ticket Office inside Dreamstyle Arena at the NW corner of University & Cesar Chavez boulevards from 8:30-5 Monday-Friday
- UNM Bookstore (Bookstore Ticket Office is closed on Mondays) For more information call the New Mexico Athletics Ticket Office at (505) 925-5626 or 1-800-955-HOWL (4695). Call (505) 925-5500 for group tickets and ask to speak to a customer service representative.

On Game Day, the northeast box office at University Stadium opens four hours prior to kickoff, and the Lobo Ticket Office at Dreamstyle Arena opens three hours before game time. The northwest Dreamstyle Stadium box office opens 90 minutes before kickoff.

**Lobo Talk & The Lobo Coaches Show**

Host Robert Portnoy and coach Bob Davie discuss UNM football at Lobo Talk primarily on Wednesdays. The show airs from 7-8 p.m. on the Lobo Radio Network. Fans can call 866-350-4309 to ask coach Davie a question. The Lobo Coaches Show will be on AT&T Sports.

**Game Credentials**

Regular UNM media will receive game credentials prior to the start of the season. For media members with season credentials, that pass also serves as a parking pass. This year media will park in the Baseball South lot only.

Visiting team media should request single-game credentials through their team's media relations office. Parking passes for the Baseball South and media lots will be needed.

Media members not associated directly with a team can email requests to [fmercog@unm.edu](mailto:fmercog@unm.edu). Please have these Wednesday of game week (Tuesday for Friday night home games).

For media members picking up credentials at will call without parking passes, it is located in the Northeast corner of the stadium by Gate 7 or 8. For media members picking up with parking passes, credentials will be located at the University Drive entrance to the Baseball South lots with the parking attendant. This should allow you to get your credential without having to wait in line or deal with parking on the north side of the stadium.



## 2019 Numerical Roster

No.	Name	Pos.	Ht.	Wt.	Cl-Exp.	Hometown (Last School)	Pronunciation
2	Lawrence "L.O." Johnson	RB	5-11	205	Fr-RS	Waunakee, Wisc. (Waunakee HS)	
3	Elijah Lilly	WR	6-0	159	Sr-3L#	San Bernardino, Calif. (Cajon HS)	
3	Patrick Peek	S	5-10	199	Sr-1VL#	Ft. Worth, Texas (Trinity Valley JC/Aledo HS)	
4	Sheriron Jones	QB	6-3	196	Sr-1VL	Moreno Valley, Calif. (Mt. San Jacinto JC/Tennessee/Rancho Verde HS)	sher ON
4	Shaddrick Lowery	S	5-9	191	So-JC#	Dania Beach, Fla. (College of the Canyons/American Heritage HS)	
5	Daevon Vigilant	RB	5-7	180	So-1VL-2RS	Downey, Calif. (Downey HS)	DAY von
5	James Lewis	LB	5-11	215	Jr-JC	Tulsa, Okla. (Coffeyville JC/Oklahoma State/Tulsa Memorial HS)	
6	Bryson Carroll	RB	5-6	185	So-SQ-RS	San Antonio, Texas (Roosevelt HS)	
6	De'John Rogers	CB	5-9	170	Sr-1VL#	Paramus, N.J. (Monroe College/Paramus Catholic HS)	DAY zhahn
7	Anselem Umeh	WR	5-11	176	Jr-2L-RS	Bellflower, Calif. (St. John Bosco HS)	AN suh lem OO may
7	Blair Manly	CB	6-2	205	Sr-3L-RS	Albuquerque, N.M. (Cibola HS)	
8	Tevaka Salanoa-Tuioti	QB	6-1	199	So-1L-2RS	Long Beach, Calif. (La Mirada HS)	teh VAH KAH TOO ee OH tea
8	Donte Martin	CB	5-9	167	Fr-RS	Oxnard, Calif. (Rio Mesa HS)	
9	Jordan Kress	WR	6-0	197	Jr-JC#	Loveland, Colo. (Butte JC/Mountain View HS)	
9	Jerrick Reed II	S	5-10	188	So-JC#	Olive Branch, Miss. (NW Mississippi CC/Olive Branch HS)	
10	Trae Hall	QB	6-2	181	Fr-RS	Henderson, Texas (Henderson HS)	
10	Eric Cuffee, Jr.	CB	5-11	190	Jr-JC	Waco, Texas (Trinity Valley CC/Texas/Waco HS)	
11	Cedric Patterson III	WR	5-11	168	Fr-RS	Crosby, Texas (Crosby HS)	
11	Kameron Miller	S	6-2	204	Jr-2L-RS	Las Cruces, N.M. (Las Cruces HS)	
12	Brandt Hughes	QB	6-2	226	Jr-JC#	Chico, Calif. (Butte JC/Pleasant Valley HS)	
12	Antonio Hunt	CB	5-8	164	So-JC	Lancaster, Calif. (College of the Canyons/Paraclete HS)	
13	Aaron Molina	WR	6-3	200	Sr-1L-RS	Albuquerque, N.M. (College of the Canyons/Valley HS)	
13	Nico Bolden	S	6-3	207	So-1VL-RS	Woodbury, Minn. (Woodbury HS)	
14	Tye Moore	WR	5-7	158	Fr-HS#	Las Vegas, Nev. (Desert Pines HS)	
14	Michael LoVett III	CB	6-0	185	Jr-JC	Ft. Wayne, Ind. (Garden City CC/Cabrillo HS)	leh VETT
15	Letaevon Beaton	S	5-9	200	Jr-JC	St. Petersburg, Fla. (Hutchinson CC/Boca Ciega HS)	le TAY VEE on
16	Connor Genal	QB	6-5	220	Fr-HS#	Santa Fe Springs, Calif. (St. Paul HS)	jen AL
17	Emmanuel Logan-Greene	WR	5-8	160	Jr-JC#	Ft. Lauderdale, Fla. (Iowa Central CC/UCF/American Heritage HS)	
17	Ben Bertram	DL	6-2	226	Fr-RS	Albuquerque, N.M. (Sandia HS)	
18	Jonah Leyva	WR	6-0	189	So-1SQ-RS	Carlsbad, N.M. (Carlsbad HS)	
18	Dylan Horton	LB	6-4	222	So-1VL#	Frisco, Texas (Frisco HS)	
19	Thomas Vieira	WR	5-10	182	Sr-2L-1SQ-RS	Albuquerque, N.M. (La Cueva HS)	vee YEAH ra
19	Devin Sanders	LB	6-2	236	So-JC	San Diego, Calif. (San Diego Mesa CC/Mira Mesa HS)	
20	Reece Wilkinson	WR	5-8	165	Fr-RS	Albuquerque, N.M. (La Cueva HS)	
20	Jacobi Hearn	LB	5-11	237	Jr-JC#	Jackson, Miss. (Mississippi Gulf Coast CC/Clinton HS)	
21	Chad Alexander	RB	5-6	164	Fr-HS#	New Orleans, La. (Landry-Walker HS)	
21	Brandon Burton	S	6-1	200	Jr-TR-RS	Los Angeles, Calif. (UCLA/Junipero Serra HS)	
23	Jay Griffin IV	WR	5-10	159	Jr-2L-RS	Huntsville, Texas (Huntsville HS)	
23	Reco Hannah	LB	6-2	211	Jr-JC	Wedowee, Ala. (Highland CC/Randolph County HS)	
24	Kentrail Moran	RB	5-9	203	So-1L-2RS	O'Fallon, Ill. (O'Fallon HS)	ken TRAIL
24	Corey Hightower	S	5-11	176	Jr-2L-RS	Huntsville, Texas (Huntsville HS)	
25	Marquae Kirkendoll	S	6-0	171	Fr-HS#	Chicago, Ill. (Simeon HS)	mar KWAY
26	Nic Wilson	CB	5-10	177	So-RS	San Bernardino, Calif. (El Cajon HS)	
27	Nick Foster	WR	6-0	180	So-JC	Orinda, Calif. (Santa Barbara CC/Miramonte HS)	
28	Ahmari Davis	RB	5-10	182	Sr-1VL#	Oakland, Calif. (Laney College/James Logan HS)	aah MARR ee
28	Tony Collier	CB	5-11	170	Jr-JC	Little Rock, Ark. (College of the Canyons/North Little Rock HS)	
30	Alexander "Moana" Vainikolo	LB	5-11	246	Sr-1VL	Kihei, Haw. (Mt. San Antonio JC/Maui HS)	VINE ih KO lo
32	Micah Gray	RB	5-11	191	So-1VL-RS	Clovis, N.M. (Clovis HS)	
32	Johnny Hernandez	S	5-10	187	Sr-1VL-RS	Temecula, Calif. (Saddleback JC/Great Oak HS)	
33	Javohn Jones	RB	5-10	185	Sr-3L-RS	Albuquerque, N.M. (La Cueva HS)	jah VON
33	Alex Hart	LB	6-3	235	Sr-3L-RS	Prior Lake, Minn. (Prior Lake HS)	
34	Bobby Cole	RB	5-9	199	So-1SQ-RS	Chatsworth, Calif. (Sierra Canyon HS)	
34	Jared EnRico	LS	6-1	195	Jr-2L	La Mirada, Calif. (La Mirada HS)	on REE coh
35	Dequez Irving	TE	5-10	227	Sr-RS	Wichita, Kan. (Wichita East HS)	deh KWEZ
38	Matt French	LB	6-0	224	Jr-2SQ-RS	Crestview, Fla. (Crestview HS)	
39	Ryan Romero	S	6-2	185	Fr-HS#	Rancho Santa Margarita, Calif. (Tesoro HS)	
45	Josh Woisin	LB	5-10	214	So-1SQ-RS	Albuquerque, N.M. (La Cueva HS)	rhymes with "Poisin"
46	Brandon Shook	LB	6-2	231	Jr-1VL-RS	Simi Valley, Calif. (Westlake HS/College of the Canyons)	
47	Dylan Kelly-Romero	K	5-10	192	Sr-1SQ-RS	Los Lunas, N.M. (Los Lunas HS)	
48	Aiden Kneller	LS	6-1	206	Fr-HS#	Englewood, Colo. (Cherry Creek HS)	kuh NEL er
50	Teton Saltes	OL	6-6	284	Jr-2L-RS	Albuquerque, N.M. (Valley HS)	TEE taan SALT ess
51	Tayo Regenold	OL	6-3	285	Fr-HS	Santa Fe, N.M. (St. Michael's HS)	pronounced just like the name "Reginald"
52	Aaron Blackwell	DL	6-3	288	Sr-2L	Peoria, Ariz. (Mesa CC/Liberty HS)	
53	Emmanuel Malek	DL	6-2	230	Fr-HS#	Arlington, Texas (Sam Houston HS)	MAL (like the name Al) ehk



## 2019 Numerical Roster

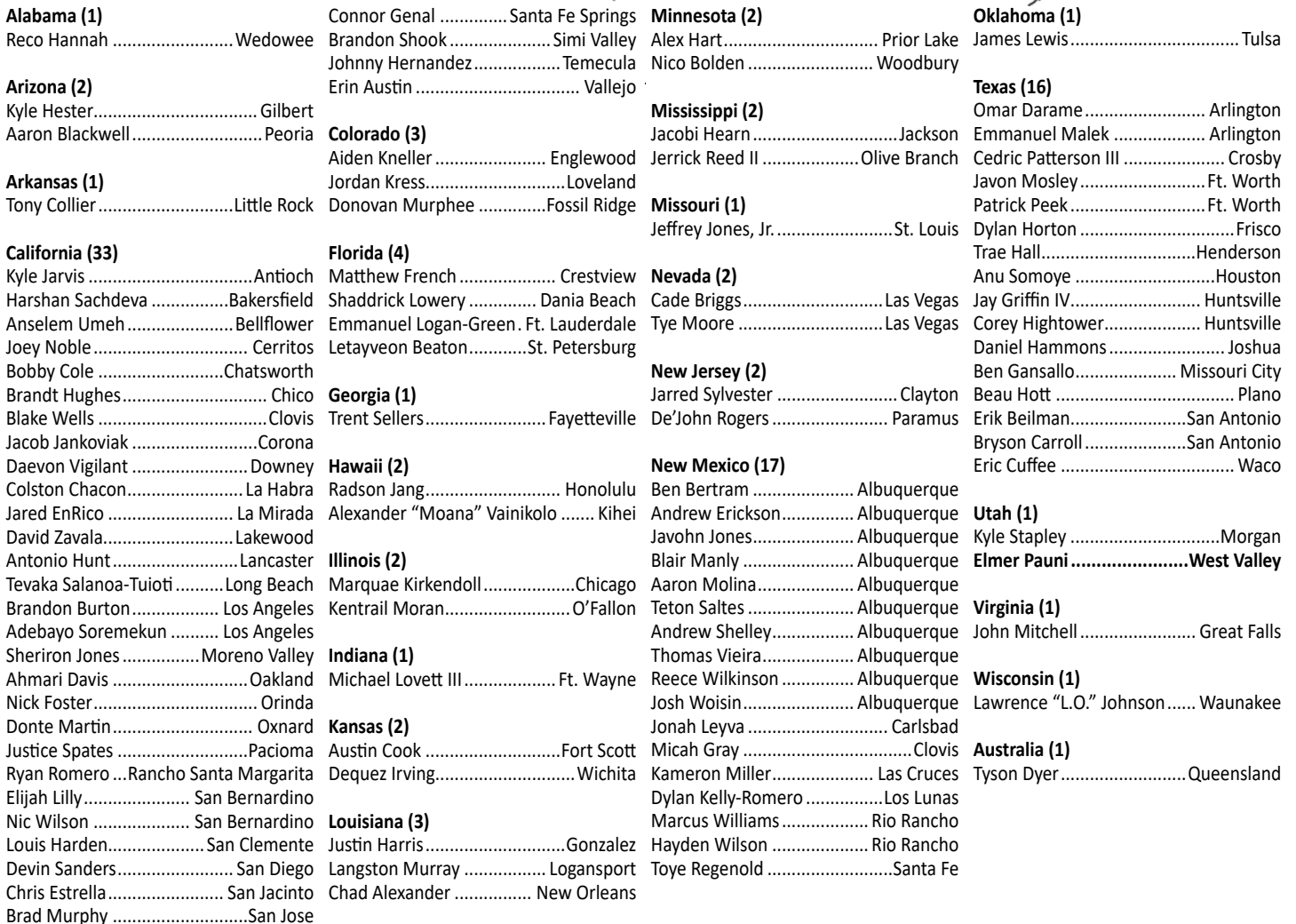
No.	Name	Pos.	Ht.	Wt.	Cl-Exp.	Hometown (Last School)	Pronunciation
54	Langston Murray	DL	6-2	318	So-1VL-RS	Logansport, La. (Logansport HS)	
55	Elmer Pauni	DL	6-3	305	Jr-JC	West Valley, Utah (Mt. San Antonio JC/Granger HS)	POW knee
55	Radson Jang	OL	6-1	242	So-1SQ-RS	Honolulu, Hi. (Army Prep/Kamehameha HS)	
56	Austin Cook	OL	6-5	295	Jr-1VL	Fort Scott, Kan. (Butler Community College/Fort Scott HS)	
60	Colston Chacon	OL	6-3	290	Fr-RS	La Habra, Calif. (Corona Del Mar HS)	sha CONE
64	Kyle Stapley	OL	6-3	307	Jr-1VL	Morgan, Utah (Snow College/Morgan HS)	STAPE lee
65	Justice Spates	OL	6-4	271	So-JC#	Pacioma, Calif. (College of the Canyons/Chaminade HS)	
66	Jacob Jankoviak	OL	6-2	285	Jr-JC#	Corona, Calif. (Fullerton JC/Centennial HS)	
67	Hayden Wilson	OL	6-3	281	So-1SQ-RS	Rio Rancho, N.M. (Cleveland HS)	
70	Brad Murphy	OL	6-3	290	So-RS	San Jose, Calif. (CC of San Francisco/Valley Christian HS)	
71	David Zavala	OL	6-4	297	Sr-1SQ-JC	Lakewood, Calif. (Cerritos College/Nevada/Lakewood HS)	zah VAH lah
73	Cade Briggs	OL	6-3	275	Fr-HS#	Las Vegas, Nev. (Bishop Gorman HS)	
74	Daniel Hammons	OL	6-3	267	So-TR	Joshua, Texas (West Texas A&M/Godley HS)	
76	Jarred Sylvester	OL	6-5	309	Sr-1VL	Clayton, N.J. (Dodge City CC/Clayton HS)	
78	Javon Mosley	OL	6-7	335	Sr-1VL	Fort Worth, Texas (Kilgore JC)	
78	Louis Harden	DL	6-1	290	Fr-RS	San Clemente, Calif. (San Clemente HS)	
79	Chris Estrella	OL	6-4	294	Sr-2L	San Jacinto, Calif. (Mt. San Jacinto JC/San Jacinto HS)	
80	Anu Somoye	WR	6-2	195	Sr-3L-RS	Houston, Texas (Alief Taylor HS)	ah NEW sa MOY yea
82	Jeffrey Jones, Jr.	TE	6-5	236	Sr-1VL	St. Louis, Mo. (Bakersfield College/Eastern Illinois/O'Fallon Township)	
83	Blake Wells	WR	5-11	180	Jr-JC	Clovis, Calif. (College of the Sequoia/Buchanan HS)	
84	Erik Beilman	TE	6-4	255	Sr-3L-RS	San Antonio, Texas (Brandeis HS)	BEEL man
84	Trent Sellers	DL	6-3	271	Sr-1SQ-JC	Fayetteville, Ga. (Coffeyville CC/Georgia Tech/Sandy Creek HS)	
85	Kyle Jarvis	TE	6-3	244	Jr-JC	Antioch, Calif. (Contra Costa College/Antioch HS)	
86	Kyle Hester	TE	6-4	230	Fr-HS#	Gilbert, Ariz. (Highland HS)	
87	Andrew Erickson	WR	6-2	185	Fr-RS	Albuquerque, N.M. (Manzano HS)	
88	Marcus Williams	TE	6-3	205	Jr-2L#	Rio Rancho, N.M. (Cleveland HS)	
89	Beau Hott	LS/TE	6-4	225	Sr-3L-RS	Plano, Texas (Plano HS)	
90	Erin Austin	DL	6-2	269	Sr-1VL#	Vallejo, Calif. (Laney College/Heritage HS)	
91	John Mitchell	P	6-1	194	So-1SQ-RS	Great Falls, Va. (Our Lady of Good Counsel HS)	
92	Omar Darame	DL	6-3	238	Fr-HS#	Arlington, Texas (Sam Houston HS)	dah RAH may
94	Andrew Shelley	K	6-1	185	So-1VL-RS	Albuquerque, N.M. (Eldorado HS)	
94	Harshan Sachdeva	DL	6-4	245	Fr-HS#	Bakersfield, Calif. (Stockdale HS)	sack DEE vah
95	Adebayo Soremekun	DL	6-2	298	Sr-1VL#	Los Angeles, Calif. (Long Beach City College/Dorsey HS)	add ah BUY yo sore IM ih kin
96	Tyson Dyer	P	6-2	198	Jr-1VL#	Queensland, Australia (Palomar College/Palm Beach Currumbin State HS)	
97	Justin Harris	DL	6-6	251	Jr-JC	Gonzalez, Louisiana (Hutchinson CC/Baylor/East Ascension HS)	
98	Joey Noble	DL	6-3	253	Jr-JC#	Cerritos, Calif. (Fullerton JC/Los Alamitos HS)	
99	Donovan Murphree	K	6-2	175	Fr-RS	Ft. Collins, Colo. (Fossil Ridge HS)	
99	Ben Gansallo	DL	6-2	291	Jr-JC#	Missouri City, Texas (Blinn JC/Dulles HS)	

#denotes has a redshirt year available

## Coaching Staff

**Head Coach:** Bob Davie (Youngstown State, 1976)**Offensive Coordinator/QBs:** Joe Dailey (North Carolina, 2007)**Defensive Coordinator/Safeties:** Jordan Peterson (Texas A&M, 2009)**Offensive Run Game Coordinator/OL:** Saga Tuitele (Portland State, 2002)**Special Teams Coordinator/CBs:** Perry Eliano (Stephen F. Austin, 2000)**Pass Game Coordinator/RBs:** Apollo Wright (Cheyney [PA], 1998)**Wide Receivers:** Scott Baumgartner (Pacific, 1989)**Linebackers:** Dan Carrel (West Liberty, 2011)**Tight Ends:** Clay Davie (Arizona State, 2007)**Defensive Line:** Stan Eggen (Moorhead State, 1977)**Linebackers:** Dillon Sanders (Northern Colorado, 2010)**Graduate Assistants:** (Offense) Jacob Girdle (Defense) Jake Rothschilder**Assistant Athletic Director for Football:** Brian DeSpain**Director of Recruiting:** Greg Svarczkopf**Assistant Operations & Recruiting:** Jacob Grant**Director of Athletic Performance:** Scott Holsopple**Asst. Director of Athletic Performance:** John McWilliams**Video Coordinator:** John Lintner**Head Equipment Manager:** Chris Schieder**Assistant Athletic Director for Communications (Football):** Frank Mercogliano







## 2019 Primary Two-Deep &amp; Flash Stats

## OFFENSE

Pos.	#	Player	Ht.	Wt.	Cl.-Ex.	Hometown (Last School)	2019 Stats
WR-X	9	Jordan Kress	6-0	197	Jr-JC#	Loveland, Colo. (Butte JC/Mountain View HS)	25 rec., 514 yards, 5 TDs, long of 59
	11	Cedric Patterson III	5-11	168	Fr-RS	Crosby, Texas (Crosby HS)	2 rushes, 1 yard, long of 5, 7 rec., 168 yards, 2 TD, long of 62
LT	78	Javon Mosley	6-7	335	Sr-1L	Fort Worth, Texas (Kilgore JC)	11 games played, 11 games started
	76	Jarred Sylvester	6-5	309	Sr-1L	Clayton, N.J. (Dodge City CC/Clayton HS)	11 games played
LG	79	Chris Estrella	6-4	294	Sr-2L	San Jacinto, Calif. (Mt. San Jacinto JC/San Jacinto HS)	11 games played, 8 games started
	66	Jacob Jankoviak	6-2	285	Jr-JC#	Corona, Calif. (Fullerton JC/Centennial HS)	11 games played, 5 games started
C	64	Kyle Stapley	6-3	307	Jr-1L	Morgan, Utah (Snow College/Morgan HS)	11 games played, 11 games started
	66	Jacob Jankoviak	6-2	285	Jr-JC#	Corona, Calif. (Fullerton JC/Centennial HS)	11 games played, 5 games started
RG	71	David Zavala	6-4	297	Sr-1SQ-JC	Lakewood, Calif. (Cerritos College/Nevada/Lakewood HS)	11 games played, 5 games started
	73	Cade Briggs	6-3	275	Fr-HS#	Las Vegas, Nev. (Bishop Gorman HS)	8 games played, 5 game started
RT	50	Teton Saltes	6-6	284	Jr-2L-RS	Albuquerque, N.M. (Valley HS)	11 games played, 11 games started
	76	Jarred Sylvester	6-5	309	Sr-1L	Clayton, N.J. (Dodge City CC/Clayton HS)	11 games played
TE	88	Marcus Williams	6-3	205	Jr-2L#	Rio Rancho, N.M. (Cleveland HS)	24 rec., 408 yards, long of 42, 12-pt conv
	84	Erik Beilman	6-4	255	Sr-3L-RS	San Antonio, Texas (Brandeis HS)	no catches
	85	Kyle Jarvis	6-3	244	Jr-JC	Antioch, Calif. (Contra Costa College/Antioch HS)	no catches
WR-H	17	Emmanuel Logan-Greene	5-8	160	Jr-JC#	Ft. Lauderdale, Fla. (Iowa Central/UCF/IMG Academy/Coconut Creek HS)	4 rushes, 15 yards, long of 6 yards, 19 rec., 193 yards, long of 21
	19	Thomas Viera	5-10	182	Sr-2L-1SQ-RS	Albuquerque, N.M. (La Cueva HS)	1 rush, 4 yards, long of 4, 3 rec., 22 yards, long of 12
WR-Z	7	Anselem Umeh	5-11	176	Jr-2L-RS	Bellflower, Calif. (St. John Bosco HS)	20 rec., 256 yards, long of 40
	13	Aaron Molina	6-3	200	Sr-1L-RS	Albuquerque, N.M. (College of the Canyons/Valley HS)	12 rec., 219 yards, 3 TD, long of 41
QB	10	Trae Hall	6-2	181	Fr-RS	Henderson, Texas (Henderson HS)	5-7-0, 55 yards, 2 TD, long of 27, 6 rushes, 48 yards, long of 16
	16	Connor Genal	6-5	220	Fr-HS#	Santa Fe Springs, Calif. (St. Paul HS)	Has not played
RB	34	Bobby Cole	5-9	199	So-1SQ-RS	Chatsworth, Calif. (Sierra Canyon HS)	16 rushes, 117 yards, 2 TD, long of 37
-or-	32	Micah Gray	5-11	191	So-1L-RS	Clovis, N.M. (Clovis HS)	9 rushes, 49 yards, 1 TD, long of 13

## DEFENSE

Pos.	#	Player	Ht.	Wt.	Cl.-Ex.	Hometown (Last School)	2019 Stats
LE	84	Trent Sellers	6-3	271	Sr-1SQ	Fayetteville, Ga. (Coffeyville CC/Georgia Tech/Sandy Creek HS)	15 tackles, 5.5 TFLs for 21 yards, 1.0 sacks for 11 yards, 1 FR for 5 yards, 2 QBH
	97	Justin Harris	6-6	251	Jr-JC	Gonzalez, La. (Hutchinson CC/Baylor/East Ascension HS)	8 tackles, 1.0 TFLs for 1 yard
NT	54	Langston Murray	6-2	318	So-1L-RS	Logansport, La. (Logansport HS)	8 tackles
	55	Elmer Pauni	6-3	305	Jr-JC	West Valley, Utah (Mt. San Jacinto JC/Granger HS)	5 tackles
RE	90	Erin Austin	6-2	269	Sr-1L#	Vallejo, Calif. (Laney College/Heritage HS)	34 tackles, 2.5 TFLs for 18 yards, 1.5 sacks for 11 yards, 1 INT for 9 yards, 3 FF, 4 QBH
	99	Ben Gansallo	6-2	291	Jr-JC#	Missouri City, Texas (Blinn JC/Dulles HS)	5 tackles, 1 PBU
RUSH	20	Jacobi Hearn	5-11	237	Jr-JC	Jackson, Miss. (Mississippi Gulf Coast CC/Clinton HS)	41 tackles, 10.0 TFL for 56 yards, 6.0 sacks for 44 yards, 2 FF, 2 PBU
	19	Devin Sanders	6-2	236	So-JC	San Diego, Calif. (San Diego Mesa CC/Mira Mesa HS)	21 tackles, 1.5 sacks for 6 yards, 2.0 TFLs for 7 yards, 1 FF, 1 FR for 0 yards, 1 Blk
MLB	33	Alex Hart	6-3	235	Sr-3L-RS	Prior Lake, Minn. (Prior Lake HS)	75 tackles, 9.0 TFLs for 45 yards, 4.0 sacks for 32 yards, 4 PBU, 1 INT for 19 yards, 1 FF, 2 QBH
	46	Brandon Shook	6-2	231	Jr-1L-RS	Simi Valley, Calif. (Westlake HS/College of the Canyons)	20 tackles, 1 FF, 2 QBH
BUCK	30	Alexander "Moana" Vainikolo	5-11	220	Sr-1L	Kihea, Haw. (Mt. San Antonio JC/Maui HS)	65 tackles, 10.5 TFLs for 74 yards, 3.0 sacks for 37 yards, 1 PBU, 1 QBH
	23	Reco Hannah	6-2	211	Jr-JC	Wedowee, Ala. (Highland CC/Randolph County HS)	10 tackles, 0.5 TFLs for 1 yard
-or-	5	James Lewis	5-11	215	Jr-JC	Tulsa, Okla. (Coffeyville JC/Oklahoma State/Tulsa Memorial HS)	4 tackles
LCB	6	De'John Rogers	5-9	170	Sr-1L	Paramus, N.J. (Monroe College/Paramus Catholic HS)	47 tackles, 9 PBU, 1 FF, 2 FR for 0 yards
	14	Michael LoVett III	6-0	185	Jr-JC	Ft. Wayne, Ind. (Garden City CC/Cabrillo HS)	13 tackles
	12	Antonio Hunt	5-8	164	So-JC	Lancaster, Calif. (College of the Canyons/Valley HS)	2 tackles
SS	9	Jerrick Reed II	5-10	188	So-JC#	Olive Branch, Miss. (MW Mississippi CC/Olive Branch HS)	46 tackles, 3.0 TFLs for 1 yards, 1 INT for 43 yards, 1 TD, 1 PBU, 1 QBH
	13	Nico Bolden	6-3	207	So-1L-RS	Woodbury, Minn. (Woodbury HS)	16 tackles, 1.0 TFLs for 3 yards
-or-	11	Kameron Miller	6-2	204	Jr-2L-RS	Las Cruces, N.M. (Las Cruces HS)	25 tackles, 0-5 TFLs for 0 yards
FS	15	Letayveon Beaton	5-9	200	Jr-JC	St. Petersburg, Fla. (Hutchinson CC/Boca Ciega HS)	45 tackles, 2 PBU
	4	Shaddrick Lowery, Jr.	5-9	191	So-JC#	Dania Beach, Fla. (College of the Canyons/American Heritage HS)	1 tackle
STAR	32	Johnny Hernandez	5-10	187	Sr-1L-RS	Temecula, Calif. (Saddleback JC/Great Oak HS)	50 tackles, 1.0 TFLs for 1 yard, 2 PBU, 1 QBH
	21	Brandon Burton	6-1	200	Jr-Tr-RS	Los Angeles, Calif. (UCLA/Junipero Serra HS)	19 tackles, 0.5 TFLs for 0 yards, 1 FR for 0 yards
RCB	8	Donte Martin	5-9	167	Fr-RS	Oxnard, Calif. (Rio Mesa HS)	38 tackles, 2.0 TFLs, for 2 yards, 7 PBU
	28	Tony Collier	5-11	170	Jr-JC	Little Rock, Ark. (College of the Canyons/North Little Rock HS)	3 tackles, 1 PBU
	7	Blair Manly	6-2	205	Sr-3L-RS	Albuquerque, N.M. (Cibola HS)	1 tackle

## SPECIAL TEAMS

Pos.	#	Player	Ht.	Wt.	Cl.-Ex.	Hometown (Last School)	2019 Stats
FGs	94	Andrew Shelley	6-1	185	So-1L-RS	Albuquerque, N.M. (Eldorado HS)	12-16 FG (44G, 41G, 27G, 25G, 48G, 49G, 52 FG, 29 WR, 25G, 39G, 48WR, 53SH, 49G, 48 SH, 40G, 40G), 24-28 XP, 60 pts
	47	Dylan Kelly-Romero	5-10	192	Sr-1SQ-RS	Los Lunas, N.M. (Los Lunas HS)	No attempts
KOs	99	Donovan Murphree	6-2	175	Fr-RS	Ft. Collins, Colo. (Fossil Ridge HS)	50 kickoffs, 3,071 yards, 29 TBs, 1 OB
	46	Dylan Kelly-Romero	5-10	192	Sr-1SQ-RS	Los Lunas, N.M. (Los Lunas HS)	2 kickoffs, 95 yards, 1 TB
P	96	Tyson Dyer	6-2	198	Jr-1L#	Queensland, Australia (Palomar College/Palm Beach Currumbin State HS)	53 punts, 2441 yards, 46.1 avg., long of 63, 33 I20, 4 TB, 20 50+, 42.1 net
	94	Andrew Shelley	6-1	185	So-1L-RS	Albuquerque, N.M. (Eldorado HS)	Has not punted
DS	34	Jared EnRico	6-1	195	Jr-1L	La Mirada, Calif. (La Mirada HS)	8 games started
	48	Aiden Kneller	6-1	206	Fr-HS#	Englewood, Colo. (Cherry Creek HS)	3 games started, 4 games played
Hold	96	Tyson Dyer	6-2	198	Jr-1L#	Queensland, Australia (Palomar College/Palm Beach Currumbin State HS)	11 games started
	12	Brandt Hughes	6-2	226	Jr-JC#	Chico, Calif. (Butte JC/Pleasant Valley HS)	Has not held
KOR	14	Michael LoVett III	6-0	185	Jr-JC	Ft. Wayne, Ind. (Garden City CC/Cabrillo HS)	6 returns, 142 yards, 23.6 avg., long of 29
	7	Anselem Umeh	5-11	176	Jr-2L-RS	Bellflower, Calif. (St. John Bosco HS)	1 return, 25 yards, long of 25
	8	Donte Martin	5-9	167	Fr-RS	Oxnard, Calif. (Rio Mesa HS)	2 returns, 41 yards, 20.5 avg., long of 26
PR	6	De'John Rogers	5-9	70	Sr-1L#	Paramus, N.J. (Monroe College/Paramus Catholic HS)	20 returns, 132 yards, 6.6 average, long of 23
	7	Anselem Umeh	5-11	176	Jr-2L-RS	Bellflower, Calif. (St. John Bosco HS)	No returns

#denotes has redshirt available



# MAKING NATIONAL HEADLINES



A study for 2016 showed New Mexico Football had over 10,000 articles in print and on the web in addition to seven games on ESPN, three on ROOT Sports and one on CBS Sports Network



USA  
TODAY

Featured Lobo Football in its Bowl Preview Section

Gave Lobo Football an 'A' Rating in its 2016 Report Card

Listed Coach Davie among top 10 for best coaching jobs in 2016



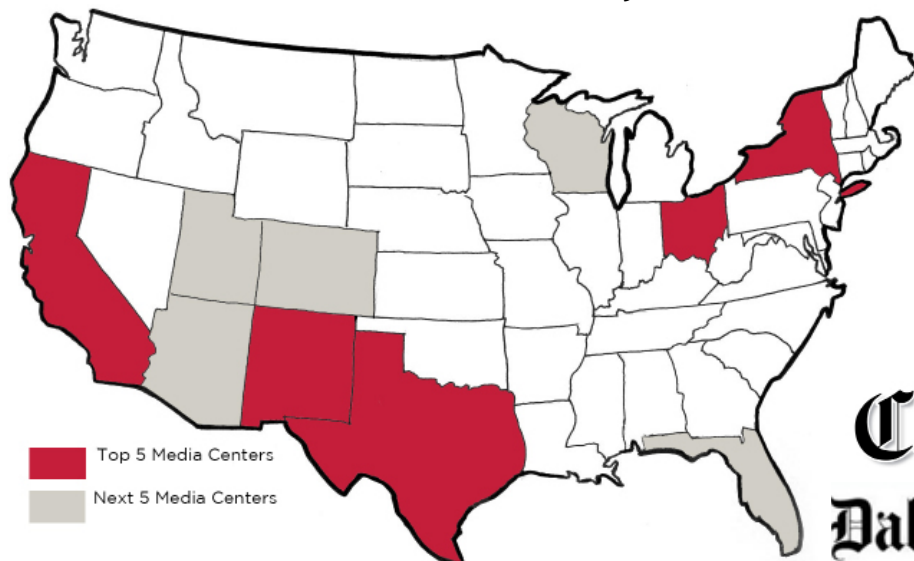
1.39 million viewers for Gildan New Mexico Bowl

Seven games on ESPN, ESPN2 and ESPNU, four in primetime



Numerous articles, including, "New Mexico Football Using Unique Offense in Recent Rise"

**The same study showed New Mexico Football's coverage intensity is highest not just in New Mexico, but in media hot spots of California, New York, Texas and Ohio**



NY  
DAILY NEWS

Chicago Tribune  
Dallas Morning News



## Lobo Radio Network

Every New Mexico football game is broadcast over the Lobo Radio Network. 770 KQOB-AM in Albuquerque is the flagship. Robert Portnoy is in his seventh season of play-by-play broadcasting with The University of New Mexico. The Lobo Radio Network:

Albuquerque	KQOB-AM	770 AM
Albuquerque	KQOB FM Simulcast	94.5 FM
Aztec	KLJH-FM	96.1 FM
Bloomfield	KLJH-2	107.1FM
Carlsbad	KATK-AM	740 AM
Farmington	KLJH-FM	107.1 FM
Farmington	KLJH-FM	96.1 FM
Farmington	KLJH-1	107.1 FM
Gallup	KYVA-AM	1230 AM
Gallup	KYVA-AM	94.9 FM
Grants	KMIN-AM	980 AM
Hobbs	KWMW-FM	105.1 FM
Las Vegas	KBQL-FM	92.7 FM
Mancos, CO	KLJH-FM	107.9 FM
Pagosa Springs, CO	KLJH-FM	98.3 FM
Santa Fe	KVSF-AM	1400 AM
Ruidoso	KWMW-FM	99.1 FM
Ruidoso	KRUI-AM	1490 AM
Socorro	KYRN-FM	102.1 FM
Window Rock, AZ	KLJH-FM	92.3 FM

## Roster Breakdown

### 2019 LETTERMEN/SQUAD RETURNING (46)

**Offense (28): QB (2)** Sheriron Jones\*, *Tevaka Salanoa-Tuioti\** **RB (7)** Bryson Carroll\*, Bobby Cole\*, Ahmari Davis\*, Micah Gray\*, Jahvon Jones\*\*\*, Kentrail Moran\*, Daevon Vigilant\*, **WR (7)** Q' Drennan\*\*, Jay Griffin IV\*\*, Elijah Lilly\*\*\*, *Aaron Molina\**, Anu Somoye\*\*\*, Anselem Umeh\*\*, Thomas Vieira\*\*\*, **TE (3)** Erik Beilman\*\*\*, Jeffrey Jones, Jr., Marcus Williams\*\*, **OL (9)** Austin Cook\*, Chris Estrella\*\*, Radson Jang\*, Beau Hott\*\*, Javon Mosley\*, Teton Saltes\*\*, Kyle Stapley\*, Jarred Sylvester\*, David Zavala\*

**Defense (16): DL (4)** Erin Austin\*, Aaron Blackwell\*\*, Langston Murray\*, Adebayo Soremekun\*, **LB (5)** Matthew French\*, Alex Hart\*\*\*, Dylan Horton\*, Brandon Shook\*, Alexander "Moana" Vainikolo\*, **S (4)** Nico Bolden\*, Johnny Hernandez\*, Kameron Miller\*\*, Patrick Peek\*, **CB (3)** Corey Hightower\*\*, Blair Manly\*\*\*, De'John Rogers\*

**Specialists (2):** Tyson Dyer\*, Jared EnRico\*\*, Dylan Kelly-Romero\*, Andrew Shelley\*;

### STARTERS RETURNING (15)

**Offense (7):** QB Lamar Jordan, RB Tyrone Owens, OL Charlie Grammel, OL Aaron Jenkins, TE Marcus Williams TE, WR Q' Drennan, WR Patrick Reed

**Defense (6):** DL Cody Baker, LB Rhashaun Epting, LB Alex Hart, CB Jalin Burrell, CB D'Angelo Ross, S Bijon Parker

**Specialists (2):** LS Jared EnRico, LS Lon Hampton

### STARTERS LOST (14)

**Offense (4):** RB Tyrone Owens, WR Delane Hart-Johnson, WR Patrick Reed, OL Aaron Jenkins

**Defense (9):** DL Cody Baker, MLB Evah Tohi, LB Sitiveni Tamaivana, RUSH Rhashaun Epting, CB Jalin Burrell, CB D'Angelo Ross, S Stanley Barnwell, Jr., S Marcus Hayes, NICK Bijon Parker

**Specialists (1):** LS Lon Hampton

### REDSHIRTS/SQUAD RETURNING (19)

**Offense (9): QB (1)** Trae Hall **RB (1)** Lawrence "L.O." Johnson **WR (4)** Andrew Erickson, Jonah Leyva, Cedric Patteron III, Reece Wilkinson **OL (3)** Colston Chacon, Brad Murphy, Hayden Wilson

**Defense (8): DL (3)** Ben Bertram, Louis Harden, Trent Sellers, **LB (3)** Dequez Irving, Xavier Vigil, Josh Woisin; **CB (2)** Donte Martin, Nic Wilson

**Specialists (2):** John Mitchell, Donovan Murphree

\*denotes played during the season and didn't redshirt  
italics denotes played in 2018 but earned medical redshirt

## UNM, Davie Decide Saturday's Game will be Final as Head Coach

Eddie Nuñez, UNM Director of Athletics, and Bob Davie, head football coach, have mutually agreed to part ways at the conclusion of the 2019 football season. Davie, who was hired in late November of 2011, will coach the team this week and in the season finale against Utah State on Saturday, Nov. 30 at 2 p.m. at Dreamstyle Stadium.

"After meeting with Coach Davie this morning, we both agree that the time has come for a new direction for our football program," said Nuñez. "I'm appreciative of the work that coach Davie has done at UNM."

Davie has a 35-63 record at UNM over his eight seasons, and his tenure is tied for the second-longest at UNM. His soon to be 99th game coached at UNM will also be the second-most, both totals behind Rocky Long, who coached 134 games over 11 seasons. His 35 wins are the third-most in program history.

"In stepping aside, I'm proud of what we accomplished at UNM, but we are all disappointed that we have not been able to sustain the success that we achieved and all desire" said Davie. "My family and I will be forever grateful to UNM for giving me the opportunity to coach again after being at ESPN for 10 years."

When hired in late November of 2011, Davie inherited a team that went 3-37 in its previous 40 games and had the lowest scholarship total in the FBS. Davie's first team went 4-9, surpassing the win total of the previous three seasons combined.

In 2015, the Lobos turned in a historic performance at Boise State, winning 31-24 and gaining bowl eligibility. That season, UNM played in the Gildan New Mexico Bowl, losing to Arizona 45-37. The following season saw the Lobos reel off a five-game in-season winning streak on the way to a 9-4 record and a 23-20 win over UTSA in the Gildan New Mexico Bowl, just the fourth bowl win in program history, and the second in 55 seasons. The nine-win season was tied for the second-most in school history.

The 2015 and 2016 seasons proved the best under

Davie, and the combined 16 wins tying a program record for most wins in back-to-back seasons, and 11 conference wins setting a program record. The 2016 team set program records for rushing yards and scoring offense and led the nation in rushing yards per game.

Academically, UNM set a program record for single-season GPA, single-year GPA, and four times set a record for most Mountain West All-Academic selections. UNM also led the Mountain West in 2018 in Mountain West scholar-athletes.

Three times under Davie, UNM has had a Wuerffel Trophy semifinalist, with Garrett Adcock being named a finalist in 2016. Adcock was also named CoSIDA First Team Academic All-America in 2016, the program's first in eight years.

Counting his five seasons as the head coach at Notre Dame, Saturday's season finale will conclude his 13th season as a head football coach, and counting his 10 years at ESPN, it will conclude his 43rd season in college football as a coach or a broadcaster.

## The Opening List

An amazing thing happened in UNM's 44-22 loss against Air Force. In that game, the Lobos had eighth different players register a carry. UNM had two quarterbacks, four running backs and two receivers get carries in the game, and all eight either set a career-high for yards in a game, or tied it in one case. The crazy fact is that this didn't happen in game one, but it happened in game 11 and week 13. UNM's eight different rushers, what they gained, and what their previous career-high was, is the subject of a very interesting of this week's opening list:

Rusher	Yards vs. Air Force	Previous Career-High	Date
Tevaka Tuioti	79	62	10/20/2017
Bobby Cole	58	37	9/14/2019
Kentrail Moran	37	30	11/16/2019
Trae Hall	33	15	9/14/2019
Micah Gray	29	20	11/16/2019
Chad Alexander	25	0	No rushes
Emmanuel Logan-Greene	6	6	10/4/2019
Cedric Patterson III	1	0	No rushes

## Not Dyer Straits in the Punting Game

Tyson Dyer is one of ten semifinalists for the Ray Guy Award for the nation's best punter, and while he might now have the best gross average in the nation (he is currently 11th with an average of 46.1 per punt) he is easily the best in the nation at pinning opponents deep. Dyer has hit 28 of his last 35 punts inside the 20-yard line, and overall he has hit 33 of his 53 punts this season inside the 20-yard

## NEW MEXICO VS. UTAH STATE STAT COMPARISON

UNM	Category	USU
22.0	Points Per Game For	27.4
37.0	Points Per Game Against	29.4
223	First Downs	239
447	Rushing Attempts	380
2187	Rushing Yards	1594
4.9	Average Per Rush	4.2
198.8	Average Per Game	144.9
18	Rushing TDs	14
153-310-13	Passing (Comp-Att-Int)	267-430-16
49.4%	Completion Pct	62.1%
2233	Passing Yards	3139
203.0	Average Per Game	285.4
11	TD Passes	16
4420	Total Offense	4733
5.8	Avg. Per Play	5.8
401.8	Avg Per Game	430.3
18-9	Fumbles-Lost	11-6
-1.09	Turnover margin/game	-0.27
54-42.1	Punts-Net Avg	60-35.7
58/156 (37%)	Third Down Conversion	70/166 (42%)
5/15 (33%)	Fourth Down Conversion	3/8 (38%)
29:03	Average time of possession	24:44
22-164	Sacks-Yards	19-170





## Lobos in the NCAA

Stat	Rank	Value
Total Offense	70	401.8
Rushing Offense	32	198.8
Passing Offense	94	203.0
Team Passing Efficiency	113	113.18
Scoring Offense	109	22.0
Total Defense	129	496.4
Rushing Defense	71	161.4
Passing Yards Allowed	130	335.0
Team Passing Efficiency Defense	129	171.31
Scoring Defense	123	37.1
Turnover Margin	126	-1.09
3rd Down Conversion Pct	95	0.372
4th Down Conversion Pct	121	0.333
3rd Down Conversion Pct Defense	91	0.420
4th Down Conversion Pct Defense	T-113	0.667
Red Zone Offense	T-118	0.735
Red Zone Defense	52	0.816
Net Punting	11	42.13
Punt Returns	79	6.60
Kickoff Returns	16	24.79
First Downs Offense	81	224
First Downs Defense	T-101	248
Fewest Penalties Per Game	93	6.82
Fewest Penalty Yards Per Game	99	61.73
Time of Possession	82	29:21

## Individual Leaders

Stat	Player	Value
All Purpose Yards	Ahmari Davis	895
Field Goals Made	Andrew Shelley	12
Interceptions	Erin Austin	1
	Jerrick Reed II	1
	Alex Hart	1
Passing Efficiency	Trae Hall	231.71
Points	Andrew Shelley	60
Punt Avg	Tyson Dyer	46.0
Punt Return Yards	De'John Rogers	132
Receptions	Jordan Kress	25
Receiving Yards	Jordan Kress	514
Rushing Net Yards	Ahmari Davis	832
Sacks	Jacobi Hearn	6.0
Tackles	Alex Hart	75
Total Offense	Tevaka Tuioti	1,722

## Season Honors

**Erin Austin - DL**  
PFF Mountain West Team of the Week - Week 5

**Aaron Blackwell - DT**  
Phil Steele Preseason Second Team  
Athlon Preseason Third Team

**Tyson Dyer - P**  
Phil Steele Preseason Third Team  
Athlon Preseason Third Team

**Ahmari Davis - RB**  
PFF Mountain West Team of the Week - Week 4

**Jay Griffin IV - WR**  
Earl Campbell Tyler Rose Award Watch List

**Alex Hart - LB**  
Athlon Preseason Fourth Team

**Elijah Lilly - KR**  
Athlon Preseason Fourth Team

**De'John Rogers - CB**  
PFF Mountain West Team of the Week - Week 5

**Teton Saltes - T**  
Phil Steele Preseason Third Team  
Athlon Preseason Third Team  
PFF Mountain West Team of the Week - Week 4

**Andrew Shelley - K**  
Phil Steele Preseason Fourth Team  
Athlon Preseason Fourth Team

**Kyle Stapley - C**  
Athlon Preseason Fourth Team  
Rimington Preseason Watch List

**Marcus Williams - TE**  
Athlon Preseason Third Team  
PFF Mountain West Team of the Week - Week 1  
PFF Mountain West Team of the Week - Week 4

**Trent Sellers - DL**  
PFF Mountain West Team of the Week - Week 1

line. That's a 62.3% mark of hitting punts inside the 20, and if you think that both numbers are pretty high, you would be right.

Punter	School	Punts	Yards	Avg.	Lg	TB	I20	I20%	Blk	Net	Ret	Ret Yds
<b>Tyson Dyer</b>	<b>UNM</b>	<b>53</b>	<b>2,441</b>	<b>46.1</b>	<b>63</b>	<b>4</b>	<b>33</b>	<b>62.2%</b>	<b>1</b>	<b>41.8</b>	<b>15</b>	<b>106</b>
Adam Korsak	RUT	71	3,100	43.7	69	1	30	42.3%	0	41.8	19	110
Dane Roy	HOU	54	2,531	46.9	69	2	30	55.6%	0	43.6	19	137
Michael Turk	AZST	54	2,470	45.7	75	5	29	53.7%	0	41.5	16	130
Blake Gillikin	PSU	55	2,282	41.5	62	4	28	50.9%	1	38.7	18	34
Blake Hayes	ILL	68	3,031	44.6	70	2	27	39.7%	1	40.6	23	187
Sterling Hofrichter	SYR	64	2,799	43.7	65	2	27	42.2%	0	42.8	10	17
Joseph Charlton	SCAR	61	2,930	48.0	66	5	27	44.3%	0	42.9	14	212
Brandon Heicklen	SDSU	60	2,721	45.4	61	6	27	45.0%	0	40.5	20	170
Harrison Smith	VAN	70	3,021	43.2	66	5	26	41.4%	0	39.6	24	148

Dyer's 62.2% is the third-best mark over the past seven seasons (that's all the seasons we have access for). Oklahoma State's Zich Sinor had a 62.5% mark in 2016 (putting 35 of 56 punts inside the 20), and Cameron Johnston of Ohio State in 2013 had a 63.2% mark, putting 31 of 49 punts inside the 20. Incidentally, Michael Dickson of Texas hit 42 punts (of 84) inside the 20 in 2017.

## Keep Away

The Lobos wanted to play keep away with Air Force, and for a while it worked. Save for a one-play drive after UNM's field goal with 24 seconds left in the half, the Falcons had just three drives in the first half. They scored on two and fumbled at the UNM five-yard line on the other.

UNM's opening drive went for 6:18, and it was UNM's longest touchdown drive of the season, in terms of time. The previous long drive was the last time UNM had the football. Against Boise State to end the game, Micah Gray had a 1-yard touchdown run to cap a 5:20 drive against the Broncos.

## Passing Yardage Leader

While Trae Hall showed that he is pretty good, throwing for 55 yards and two touchdowns in the second half against Air Force, he's probably not 1,405 yards in one game good. That's what he will need to catch Tevaka Tuioti for the team passing lead. Tuioti's 1,460 yards for the season is the most by a Lobo quarterback since B.R. Holbrook has 1,490 yards passing in 2011.

Additionally, All four Lobo quarterbacks have combined to throw for 2,233 yards. It's the most since the 2009 season when UNM threw for 2,581. If UNM threw for a season-high of 358 yards against Utah State, then UNM would have its most passing yards in a season since 2007.

## But the Converse...

The 3,685 yards passing allowed by UNM is the most in school history. The 2012 edition of the Lobos allowed 3,500 yards passing, albeit in 13 games that season. The 1986 team allowed 291.5 yards per game through the air, the previous high (this year it's at 335.0).

## This List Keeps Growing. It Shouldn't Keep Growing...it Just Does

There are 22 starting positions on offense or defense that you can have, and after a couple of starting lineup changes for UNM, the Lobos have added to a rather odd stat. Of the 22 starting positions on a football field, through 11 games, UNM has used at least three different starters in nine of those 22 positions. Of those nine, six of them are on offense, including four of the six skill positions.

New Mexico has started more players than all but four FBS teams in the nation, so this sort of makes sense, but here are the nine positions where New Mexico has started at least three players:

**QB (3)** - Brandt Hughes (1), Sheriron Jones (3), Tevaka Tuioti (7)

**RB (4)** - Ahmari Davis (6), Javohn Jones (1), Bryson Carroll (3), Kentrail Moran (1)

**Slot (3)** - Jay Griffin (2), Elijah Lilly (1), Emmanuel Logan-Greene (6)

**LG (3)** - Chris Estrella (7), David Zavala (3), Cade Briggs (1)

**RG (3)** - Jacob Jankoviak (5), Cade Briggs (4), David Zavala (2)

**WR-X (3)** - Anselem Umeh (7), Aaron Molina (3), Anu Somoye (1)

**NT (6)** - Aaron Blackwell (1), Adebayo Soremekun (1), Ben Gansallo (3), Nahje Flowers (4), Erin Austin (1), Langston Murray (1)

**SS (4)** - Patrick Peek (3), Jerrick Reed II (6), Nico Bolden (1), Johnny Hernandez (1)

**STAR (3)** - Johnny Hernandez (6), Jerrick Reed (2), Brandon Burton (1)

## Turnover Table

2018	Takeaways	Pts.	Giveaways	Pts.
UIW	2	7	2	3
at WIS	2	0	3	21
at NMSU	5	21	2	7
LIB	1	3	4	14
at UNLV	2	14	1	0
at CSU	0	0	1	7
FS	0	0	1	7
at USU	3	6	5	13
SDSU	3	16	1	7
at AFA	3	7	2	14
BSU	0	0	3	21
WYO	1	0	1	0
<b>Total</b>	<b>22</b>	<b>74</b>	<b>26</b>	<b>114</b>

**UNM Turnover Margin: -4**

**UNM TO Scoring Margin: -40 (UNM 12-of-22, Opp 18-of-26)**

2019	Takeaways	Pts.	Giveaways	Pts.
SHSU	1	3	0	0
at UND	0	0	4	28
NMSU	1	7	1	7
at LIB	1	0	2	0
at SJISU	1	0	6	16
CSU	2	8	3	7
at WYO	0	0	1	7
HAW	1	7	2	7
at NEV	0	0	0	0
at BSU	2	0	2	7
AFA	1	3	1	7
USU				
<b>Total</b>	<b>10</b>	<b>28</b>	<b>22</b>	<b>86</b>

**UNM Turnover Margin: -12**

**UNM TO Scoring Margin: -58 (UNM 5-of-10, Opp 14-of-22)**



## Associated Press Poll (11/24/2019)

Pl.	Team (First-place votes)	Record	Pts.	Prev.
1	LSU (50)	11-0	1,537	1
2	Ohio State (9)	11-0	1,486	2
3	Clemson (3)	11-0	1,440	3
4	Georgia	10-1	1,347	4
5	Alabama	10-1	1,283	5
6	Utah	10-1	1,231	7
7	Oklahoma	10-1	1,189	8
8	Florida	9-2	1,058	10
9	Minnesota	10-1	996	11
10	Michigan	9-2	913	12
11	Baylor	10-1	910	13
12	Penn State	9-2	903	9
13	Wisconsin	9-2	791	14
14	Oregon	9-2	784	6
15	Notre Dame	9-2	701	15
16	Auburn	8-3	635	16
17	Memphis	10-1	535	18
18	Cincinnati	10-1	518	17
19	Iowa	8-3	510	19
20	Boise State	10-1	410	20
21	Oklahoma State	8-3	266	22
22	Appalachian State	10-1	206	23
23	Virginia Tech	8-3	147	25
24	Navy	8-2	99	NR
25	USC	8-4	79	NR

Others receiving votes: Iowa State 74, Virginia 38, Texas A&M 27, Air Force 22, SMU 9, Arizona State 4, Louisiana-Lafayette 1, North Dakota State 1

## Amway/USA Today Coaches Poll (11/24/2019)

Pl.	Team (First-place votes)	Record	Pts.	Prev.
1	LSU (52)	11-0	1,561	1
2	Ohio State (7)	11-0	1,510	2
3	Clemson (4)	11-0	1,464	3
4	Georgia	10-1	1,351	4
5	Alabama	10-1	1,325	5
6	Utah	10-1	1,252	8
7	Oklahoma	10-1	1,223	7
8	Florida	9-2	1,074	10
9	Minnesota	10-1	1,014	11
10	Baylor	10-1	924	13
11	Michigan	9-2	893	12
12	Penn State	9-2	857	9
13	Oregon	9-2	816	6
14	Wisconsin	9-2	799	14
15	Notre Dame	9-2	737	15
16	Auburn	8-3	652	16
17	Cincinnati	10-1	535	17
18	Memphis	10-1	528	18
19	Boise State	10-1	493	19
20	Iowa	8-3	434	20
21	Oklahoma State	8-3	256	23
22	Appalachian State	10-1	232	22
23	Virginia Tech	8-3	123	NR
24	Navy	8-2	110	NR
25	USC	8-4	75	NR

Others receiving votes: Air Force 74; Iowa State 55; Virginia 32; Texas A&M 26; UL Lafayette 18; Southern Methodist 18; Wake Forest 5; San Diego State 4; Indiana 2; Hawaii 2; Temple 1.

## Let's Go Back to Tyson...

Additionally, Dyer's 46.1 average would be just off the Lobo record for single-season punting, and he is now is over 100 career punts, which makes him eligible for the Lobo career record. Dyer is averaging 45.0 yards per punt for his career, and he as of right now would just be short the current career-record holder of Corey Bojorquez. Dyer currently is averaging 45.0 for his career and Bojorquez is averaged 45.2. Additionally, Dyer is fourth among all active punters in career punting:

Rk.	Player, School	Div	Cl.	Pos.	Gms.	Punts	Yards.	Avg.
1	Ryan Stonehouse , Colorado St.	FBS	Jr.	P	36	158	7,444	47.1
2	Max Duffy , Kentucky	FBS	Jr.	P	23	105	4,887	46.5
3	Joseph Charlton , South Carolina	FBS	Sr.	K	37	164	7,472	45.6
4	Tyson Dyer , New Mexico	FBS	Jr.	P	23	127	5,719	45.0
5	Will Hart , Michigan	FBS	Sr.	P	28	101	4,526	44.8

## And You Thought Paul Hardcastle's Song "19" Was Annoying...

Some statistics just defy logic. Some are downright bizarre. And then after you get past all the weird stats that make you think "what in the world", there is this stat. For the 2019 season, 19 different players have run the ball at least once. Of those 19, it looks like only seven will be available for the season finale against Utah State. It's baffling and it's staggering. Now, the news might improve to eight available if Daevon Vigilant is cleared, but that wouldn't be known for a few more days.

UNM's top four rushers are all out. Ahmari Davis, Bryson Carroll and Tevaka Tuioti are all injured, and Sheriron Jones, who is fourth, is suspended. Vigilant's status is not known (he's seventh). Javohn Jones is 10th in rushing, and he is injured, and Chad Alexander, who has five carries, is out to save his redshirt. Jay Griffin IV is 12th, Lawrence "L.O." Johnson is 14th, Elijah Lilly is 16th and Brandt Hughes is 19th and they are all out.

The seven players that have carried the ball definitively active for this game are Bobby Cole (5th, 117 yards), Kentrail Moran (6th, 100 yards), Micah Gray (8th, 49 yards), Trae Hall (9th, 48 yards), Emmanuel Logan-Greene (13th, 9 yards), Thomas Vieira (15th, 4 yards), Tyson Dyer (17th, 2 yards) and Cedric Patterson III (18th, 1 yard). Overall, UNM has 230 of a possible 2,187 yards gained this season available for the finale. That equates to just 10.5% of the total rushing yards.

Despite this, UNM outrushed Air Force on Saturday, 268 yards to 213.

## We Knew All 22...

In a perfect world for a football coach, you have 22 starters, 11 on the offense and 11 on the defense. With one game left, New Mexico still ranks very high on the list of most starters used.

UNM has started 23 different players on offense and 21 different ones on defense, meaning that Bob Davie has started 44 different players, quite the trick when the team has used 81 players this season, meaning that more than half of the players used by UNM have started on either offense or defense. UNM on offense has started three quarterbacks, four running backs, two tight ends, seven receivers and seven offensive linemen. On defense, UNM has used seven defensive linemen, five linebackers and nine defensive backs.

Here is a listing of the teams that have used the most different starters on offense and defense (Yes kickers and punters are people too, but they aren't included on this list).

x-BYU	50
x-Old Dominion	48
x-UMass	44
x-Fresno State	45
NC State	45
x-New Mexico	44
x-Wyoming	44
Georgia Tech	44
x-Tennessee	43
x-Houston	44
x-West Virginia	42
x-Rice	41
Troy	41
x-Coastal Carolina	41
USC	41
x-TCU	41

## Despite the Switching, UNM QBs Taking Care of the Ball

Despite four quarterbacks, the Lobos learned something in the repeated usage of Tevaka Tuioti ... he's pretty good at not throwing interceptions. The Lobos were plagued by interceptions early in the season, but in the last half, not so much.

Through the first six games of the season, UNM quarterbacks threw 11 interceptions on 166 passes, an interception rate of one every 15.1 passes. Since the midway point, UNM, and it's mostly been Tuioti, has been very good. The Lobos have throw just two interceptions (both against Hawai'i) on 144 passes, a rate of one pick every 72 passes. UNM quarterbacks have not thrown an interception in the last 76 throws.

## Nahje Flowers

UNM defensive lineman Nahje Flowers sadly passed away on the morning of Tuesday, November 5. The 21-year old had played in six games at nose tackle, starting four, and he was slated to start against Air Force the week of his passing.

UNM's game with Air Force was postponed until November 23, and the team held a private memorial service officiated by Pastor Drew Hodge on Friday, November 8 in the Lobo team room.

There were over 150 in attendance, including invited guests.



## Career Starts

## OFFENSE

QB's	'15	'16	'17	'18	'19	Total
8 Tevaka Tuioti	-	-	1	3	7	11
4 Sheriron Jones	-	-	-	7	3	10
12 Brandt Hughes	-	-	-	-	1	1

RB's	'15	'16	'17	'18	'19	Total
28 Ahmari Davis	-	-	0	6	6	12
6 Bryson Carroll	-	-	0	3	3	6
33 Javohn Jones	-	0	0	0	1	1
24 Kentrail Moran	-	-	0	1	1	2

TE's	'15	'16	'17	'18	'19	Total
88 Marcus Williams	-	-	6	6	11	23
84 Erik Beilman	-	0	0	0	3	3
82 Jeffrey Jones, Jr.	-	-	-	1	0	1

WR's	'15	'16	'17	'18	'19	Total
7 Anselem Umeh	-	-	0	9	8	17
23 Jay Griffin IV	-	-	-	4	10	14
8 Q' Drennan	-	0	12	0	0	12
9 Jordan Kress	-	-	-	-	10	10

OL	'15	'16	'17	'18	'19	Total
50 Teton Saltes	-	-	2	12	11	25
79 Chris Estrella	-	-	3	12	8	23
64 Kyle Stapley	-	-	-	12	11	23
78 Javon Mosely	-	-	-	10	10	20

DL	'15	'16	'17	'18	'19	Total
52 Aaron Blackwell	-	-	4	12	1	17
93 Nahje Flowers	-	-	-	11	4	15
90 Erin Austin	-	-	-	0	10	10
84 Trent Sellers	-	-	-	0	9	9

LB's	'15	'16	'17	'18	'19	Total
33 Alex Hart	-	0	1	12	3	16
30 Alexander "Moana" Vainikolo	-	-	-	0	11	11
20 Jacobi Hearn	-	-	-	7	7	14
46 Brandon Shook	-	-	-	4	1	5

DB's	'15	'16	'17	'18	'19	Total
6 De'John Rogers	-	-	-	3	11	14
8 Donte Martin	-	-	-	0	11	11
15 Letaevon Beaton	-	-	-	9	9	18
9 Jerick Reed II	-	-	-	7	7	14

DB's	'15	'16	'17	'18	'19	Total
32 Johnny Hernandez	-	-	-	0	7	7
12 Patrick Peek	-	-	-	1	4	5
21 Brandon Burton	-	-	-	3	3	6
11 Kameron Miller	-	-	0	0	2	2

DB's	'15	'16	'17	'18	'19	Total
13 Nico Bolden	-	-	-	0	1	1

## Lobos in the NFL

**Jason Sanders** **Miami Dolphins** **Kicker**  
Sanders is in his second season with Miami after getting drafted in the seventh round by Miami. He is 52-for-53 on extra points in his career and 28-for-34 on field goals, with a long of 54. He has hit 83 of 109 kickoffs for touchdowns. He was named to the PFWA 2018 All-Rookie Team.

**Corey Bojorquez** **Buffalo Bills** **Punter**  
Bojorquez is in his second season with Buffalo. He spent the 2018 camp with New England after earning an invite to tryout camp and then getting signed to a free agent contract. He averaged 45.1 yards per punt in his first season, and 22 of 45 punts inside the 20 with a long of 60 yards. For his career he is averaging 43.6 yards per punt with 46 of 96 punts inside the 20.

**D'Angelo Ross** **New England Patriots** **Defensive Back**  
Ross is in his first season after signing a free agent contract with the New England Patriots. He is currently on the injured list.

## We Couldn't Get Him One More?

Jordan Kress had a really weird streak end on Saturday, as he had caught exactly four passes in each of the past four games. It ended when he only caught three against Air Force (it was nearly four, but a pass in the end one where he was open was overthrown). Kress only had 24 yards on those three catches, and he fell to 10th nationally in yards per reception.

Pl	Name	School	Cl	Pos	Gm	Rec	Yds	YPC	TD	RPG	YPG
1	Geraud Sanders	Air Force	SR	WR	11	28	713	25.46	7	2.5	64.8
2	Antonio Gibson	Memphis	SR	WR	11	27	596	22.07	7	2.5	54.2
3	CeeDee Lamb	Oklahoma	JR	WR	10	46	999	21.72	14	4.6	99.9
4	Frank Darby	Ariz St	JR	WR	11	28	597	21.32	8	2.5	54.3
	Marquez Callaway	Tennessee	SR	WR	11	28	597	21.32	6	2.5	54.3
6	Tarique Milton	Iowa State	SO	WR	11	29	611	21.07	3	2.6	55.5
7	Austin Watkins Jr.	UAB	JR	WR	11	42	883	21.02	5	3.8	80.3
8	Nico Collins	Michigan	JR	WR	10	31	649	20.94	7	3.1	64.9
9	Jacob Cowing	UTEP	FR	WR	11	24	494	20.58	3	2.2	44.9
10	Jordan Kress	New Mexico	JR	WR	11	25	514	20.56	5	2.3	46.7

## Now We Need One To Avoid a Tie

With one game left, the Lobos need to get at least one more takeaway to avoid having the fewest takeaways in school history. The lowest single-year total was 10, set in 2013 when UNM had four interceptions and six fumble recoveries. Currently UNM is at seven fumble recoveries and three interceptions.

UNM's three interceptions currently are tied for the fewest in school history. The Lobos picked off three passes in 1995 (on 282 attempts) and in 2011 (on 336 attempts). This year opponents have attempted 377 passes.

## Flipping the Switch

Through the first three games of the season, UNM struggled with "sudden change", when the team turns the ball over and the defense is called upon to quickly come on the field. The Lobos turned the ball over five times in the first three games, four times at Notre Dame and once against New Mexico State. All five of those turnovers turned into a touchdown, and going back to the San Diego State game last year, it meant that of UNM's previous 12 turnovers, 11 turned into opponent touchdowns.

UNM's defense has turned that around in the last eight weeks, as the offense has turned the ball over 17 times, and the defense has allowed just seven scores, and only four touchdowns (two of the giveaways were direct scores that aren't counted here). That's despite a turnover at the Lobo 25-yard line and two turnovers inside the Lobo 5-yard line.

## Shelley Officially On the List

Field goal kicker Andrew Shelley hit his only attempt, banging one home from 40 yards. That was his 24th career attempting, making him eligible for the Lobo career accuracy charts, and he officially is fourth in career accuracy at UNM.

- 82.9 .... John Sullivan (29-35)..... 2004-07
- 81.8 .... Vladimir Borombozin (27-33)..... 2000-01
- 80.5 .... Kenny Byrd (33-41) ..... 2002-06
- 79.2 .... Andrew Shelley (19-24) ..... 2018-present**
- 75.0 .... Rick Walsh (18-24) ..... 1987-88
- 73.2 .... Bob Berg (41-56) ..... 1973-75
- 71.4 .... Jason Sanders (25-35) ..... 2014-17
- 70.7 .... Wes Zunker (29-41) ..... 2001-04
- 68.3 .... Colby Cason (41-60) ..... 1995-97
- 68.2 .... James Aho (45-66) ..... 2008-11

## Not a Good Streak

For the fourth straight season, UNM has suffered a quarterback injury in the months of August or September. Brandt Hughes injured his shoulder in the opening half against Sam Houston State and was replaced by Sheriron Jones. It marked the fourth straight season this has happened in August or September.

Last year Tevaka Tuioti was knocked out of the Wisconsin game, giving way to Sheriron Jones (it happened two weeks later against Liberty as well). In 2017, Lamar Jordan was knocked out of the game in Boise on September 14, giving way to Coltin Gerhart. In 2016, Austin Apodaca was injured in the September 17 game at Rutgers, and Lamar Jordan replaced him.

## Special Teams Tackles (2019)

Player	Total	KO	Punt
Lataevon Beaton	4	0	4
Reco Hannah	4	1	3
Michael Lovett III	4	3	1
Antonio Hunt	2	2	0
Patrick Peek	2	2	0
Nico Bolden	2	1	1
Jared EnRico	2	0	2
Anu Somoye	2	2	0
Marcus Williams	2	0	2
Devin Sanders	1	0	1
Jerrick Reed II	1	1	0
Kameron Miller	1	0	1
Tony Collier	1	0	1
Bobby Cole	1	1	0
Johnny Hernandez	1	0	0
Shaddrick Lowery	1	1	0
De'John Rogers	1	1	0
<b>Total</b>	<b>32</b>	<b>16</b>	<b>16</b>

## Beauty Tip of the Year

# \$5,000

That's the money raised for the Lobo Scholarship Fund when booster Dee Dennis got the winning bid for Kyle Stapley to shave his beard of over three years. The offensive line, and Dennis, did the honors.





## Record Watch

## SINGLE GAME -TOTAL OFFENSE

Yds.	Player	Year
1. 594	Jeremy Leach vs. Utah	11/11/1989
2. 514	Ned James vs. Wyoming	11/1/1986
3. 501	Billy Rucker vs. San Diego State	9/27/1986
4. 487	Billy Rucker vs. Wyoming	11/16/1985
5. 464	Stoney Case vs. TCU	9/10/1994
6. 440	Brad Wright vs. Texas Tech	10/14/1978
7. 414	<b>Tevaka Tuoti vs. New Mexico State</b>	<b>9/21/2019</b>
8. 413	Stoney Case vs. Colorado State	10/1/1994
9. 410	Casey Kelly vs. UNLV	11/1/2003
10. 404	Jeremy Leach vs. Hawai'i	9/14/1991

## SINGLE GAME YARDAGE

Yds.	Player	Year
1. 622	Jeremy Leach vs. Utah	11/11/1989
2. 490	Billy Rucker vs. San Diego State	9/27/1986
3. 458	Billy Rucker vs. Wyoming	11/16/1985
4. 452	Brad Wright vs. Texas Tech	10/14/1978
5. 427	Jeremy Leach vs. Hawai'i	9/14/1991
6. 408	Barry Garrison vs. Hawai'i	10/10/1987
408	Casey Kelly vs. UNLV	11/1/2003
8. 406	Ned James vs. Wyoming	11/1/1986
9. 403	Stoney Case vs. TCU	9/10/1994
10. 393	Stoney Case vs. Air Force	11/2/1991
11. 390	Jeremy Leach vs. New Mexico State	9/10/1988
12. 385	Jeremy Leach vs. Akron	9/24/1988
13. 376	Jeremy Leach vs. San Diego State	11/4/1989
376	Terry Stone vs. BYU	9/23/1967
15. 375	Stoney Case vs. BYU	9/24/1994
375	Barry Garrison vs. Utah	9/5/1987
17. 370	Jeremy Leach vs. Tulsa	9/23/1989
18. 368	Barry Garrison vs. BYU	9/26/1987
19. 365	Jeremy Leach vs. Texas Tech	9/16/1989
20. 363	Stoney Case vs. Colorado State	10/1/1994
21. 359	Graham Leigh vs. San Diego State	10/17/1998
22. 358	Billy Rucker vs. New Mexico State	9/14/1985
23. 355	<b>Tevaka Tuoti vs. New Mexico State</b>	<b>9/21/2019</b>
24. 354	Donovan Porter vs. Nevada	12/22/2007
25. 351	Donald Sellers vs. San Diego State	11/4/1995
351	Stoney Case vs. BYU	10/26/1991
351	Steve Myer vs. Arizona	10/25/1975

## Lobo Walk Ons

Here are the Lobo Walk-ons by position that are on the active roster:

QB (1)	Connor Genal, Santa Fe Springs, Calif. (St. Paul HS)
TE (1)	Kyle Hester, Gilbert, Ariz. (Highland HS)
RB (0)	None
WR (3)	Nick Foster, Orinda, Calif. (Santa Barbara CC/Miramonte HS) Jonah Levya, Carlsbad, N.M. (Carlsbad HS) Reece Wilkinson, Albuquerque, N.M. (La Cueva HS)
OL (3)	Colston Chacon, La Habra, Calif. (Corona Del Mar HS) Daniel Hammons, Joshua, Texas (West Texas A&M/Godley HS) Brad Murphy, Morgan Hill, Calif. (CC of San Francisco/Valley Christian HS) Tayo Regenold, Santa Fe, N.M. (St. Michael's HS)
P (1)	John Mitchell III, Great Falls, Va. (OLOG HS)
K (2)	Dylan Kelly-Romero, Los Lunas, N.M. (Los Lunas HS) Donovan Murphree, Ft. Collins, Colo. (Fossil Ridge HS)
LS (1)	Aiden Kneller, Englewood, Colo. (Cherry Creek HS)
DL (4)	Ben Bertram, Albuquerque, N.M. (Sandia HS) Louis Harden, San Clemente, Calif. (San Clemente HS) Emmanuel Malek, Arlington, Texas (Sam Houston HS) Harshan Sachdeva, Bakersfield, Calif. (Stockdale HS)
S (1)	Ryan Romero, Rancho Santa Margarita, Calif. (Tesoro HS)
LB (2)	Matt French, Crestview, Fla. (Crestview HS) Josh Woisin, Albuquerque, N.M. (La Cueva HS)

## Lobo Captains

UNM's captains for 2019 are Alex Hart, Trent Sellers, Kyle Stapley and Aaron Blackwell. With the selection of Hart, he becomes just the third three-time captain in the history of Lobo Football, having served as a captain in both 2017 and 2018. Ironically, he was a teammate of the other two, as Lamar Jordan (2014-16) and Dakota Cox (2014-16) also were three-time captains.

The last time UNM escaped September unscathed was in 2015 when Lamar Jordan started 12 of 13 games, with the one switch a coaches decision. Trae Hall is expected to start on Saturday, UNM's fourth starting QB of the season.

## Scorigami Update

Scorigami is a concept originally thought up by Jon Bois for the NFL. A scorigami is a score that has never happened before. In terms of Lobo scorigami, UNM has had three of its last four games end in scorigami this season.

For the fifth time this season, the Lobos had Lobo Scorigami as no game in the history of the school had ever finished 42-9.

Sam Houston State	39-31	Lobo Scorigami
at Notre Dame	14-66	No Scorigami (happened 1x before, in 1982, a 66-14 in vs. New Mexico State)
New Mexico State	55-52	Lobo Scorigami
at Liberty	10-17	No Scorigami (happened 2x before, last in 1991 on the same date, a 17-10 win vs. New Mexico St.)
at San Jose State	21-32	No Scorigami (happened 1x before, in 1974, 32-21 win at Wyoming)
Colorado State	21-35	No Scorigami (happened 2x before, last in 1992, a 35-21 loss at Wyoming)
at Wyoming	10-23	No Scorigami (happened 1x before, last in 2008, a 23-10 loss at Air Force)
Hawai'i	45-31	Lobo Scorigami
at Nevada	10-21	No Scorigami (happened 2x before, last in 1981, a 21-10 loss at Houston)
at Boise State	9-42	Lobo Scorigami
Air Force	22-44	Lobo Scorigami

## History and Hello Arkansas!

When Tevaka Tuoti started against New Mexico State, it marked three different starting quarterbacks in the first three games of the season. It had never happened in the history of UNM football, as far back as records go for such things (the last 1950s).

With Trae Hall starting, UNM will start four quarterbacks this season. Only Arkansas this season can lay claim to that stat, having also started four.

## A Stapley of the Offensive Line

The Lobo offensive line was the final team in the FBS to allow a sack, and the team has allowed 15 for the year. UNM currently is tied for 23rd in the nation in fewest sacks allowed. The Lobos have been led by Rimington candidate Kyle Stapley, who has allowed just two sacks, one hit and two hurries in 375 pass blocking sequences. His pass blocking efficiency rating according to Pro Football Focus is 99.1% and that's the fourth-best mark in the Mountain West among all linemen with 350 pass blocks and 600 total snaps, and best among all Mountain West centers.

## 2018 Lobos Set Program Record for Scholar-Athletes

The Lobo football team had an amazing year academically in 2018-19, and that bore out in several ways, but perhaps the most pertinent is with the Mountain West Scholar-Athlete Program.

The Lobos had 14 student-athletes named to the Mountain West 2018-19 Scholar-Athlete list, and the 14 is the most in program history, topping the previous record set a year ago as Davie's Lobos had eight in 2017-18.

In order to qualify for the Mountain West Scholar-Athlete award, a student-athlete must play in at least one game in a season, and have a 3.50 cumulative grade point average. UNM's 14 scholar-athletes was the most not only for UNM, but it's the most scholar-athletes in football by any current team in the Mountain West. The last time a program had 14 or more scholar-athletes was in 2005-06, when the Brigham Young Cougars had 20 student-athletes honored.

Of the 14 Lobos that earned Mountain West Scholar-Athlete, nine return for the 2019 season:

Kyle Stapley	3.88	Business Administration
Javohn Jones	3.89	Business Administration
Aaron Blackwell	3.68	Business Administration
Tyson Dyer	3.87	Business Administration
Matthew French	3.76	Exercise Science
David Zavala	3.89	Liberal Arts
Danny Sutton	3.63	Masters of Science
Coltin Gerhart	3.87	Masters of Science
Alex Hart	3.58	Master of B.A.
Aaron Overacker	3.98	Nuclear Engineering
Stephen Ruiz	4.00	Pre-Mathematics
Andrew Erickson	3.73	Pre-Mechanical Engineering
Gabe Ortega	3.63	Psychology
Cedric Patterson III	3.72	Psychology

## Davie Coaching Tree

## Former assistants that became collegiate head coaches

- \*Charlie Strong (Louisville 2010-13; Texas 2014-16; USF 2017-present)
- \*Dan Mullen (Mississippi State 2009-17; Florida 2018-present)
- \*Steve Addazio (Temple, 2011-12; Boston College 2013-present)
- \*Urban Meyer (Bowling Green 2001-02; Utah 2003-04; Florida 2005-10; Ohio State 2012-18)
- \*Mike Sanford (UNLV 2005-09; Indiana State 2013-16)
- \*Joker Phillips (Kentucky 2010-12)

## Former assistants that became NFL coordinators

- \*Bill Sheridan (Tampa Bay, DC, 2012-13)
- \*Dean Pees (New England, DC, 2006-09; Baltimore, DC, 2012-17; Tennessee, DC, 2018-present)
- \*Don Martindale (Denver, DC, 2010; Baltimore, DC, 2018-present)
- \*Jerry Rosburg (Cleveland, STC, 2001-06; Atlanta, STC, 2007; Baltimore, STC, 2008-18)
- \*Greg Matison (Baltimore, 2009-10)
- \*John DeFillipo (Cleveland, OC, 2015; Minnesota, OC, 2018; Jacksonville, OC, 2019)

## Former players that became coaches

- \*Dennis Allen (Oakland, head coach 2012-14; Denver, DC, 2011; New Orleans, DC, 2015-present)
- \*Aaron Glenn (New Orleans, DBs, 2016-present)
- \*Anthony Weaver (DL, Houston, 2016-present)

## National Honor Stat

9

The number of semifinalists for the Wuerffel Trophy, of which UNM's Teton Saltes is hoping to be named this week. The award honors the player "who best combines exemplary community service with athletic and academic achievement."





## 100-yard Rushing Games Under Bob Davie (by Date)

Pl.	Total	Player	Opponent	Date
1.	103	Demarcus Rogers	Southern	9/1/2012
2.	129	Kasey Carrier	at New Mexico State	9/22/2012
3.	191	Kasey Carrier	Texas State	10/6/2012
4.	161	Kasey Carrier	at Hawai'i	10/13/2012
5.	104	Cole Gautsche	at Hawai'i	10/13/2012
6.	338	Kasey Carrier	at Air Force	10/20/2012
7.	136	Kasey Carrier	Fresno State	10/27/2012
8.	149	Cole Gautsche	at Wyoming	11/10/2012
9.	109	Kasey Carrier	at Wyoming	11/10/2012
10.	145	Kasey Carrier	Nevada	11/17/2012
11.	118	Cole Gautsche	UTSA	8/31/2013
12.	291	Kasey Carrier	at UTEP	9/7/2013
13.	191	Kasey Carrier	UNLV	9/28/2013
14.	119	Carlos Wiggins	UNLV	9/28/2013
15.	108	Cole Gautsche	UNLV	9/28/2013
16.	127	Cole Gautsche	New Mexico State	10/5/2013
17.	126	Kasey Carrier	New Mexico State	10/5/2013
18.	113	Cole Gautsche	at Wyoming	10/12/2013
19.	104	Kasey Carrier	at Wyoming	10/12/2013
20.	179	Kasey Carrier	Air Force	11/8/2013
21.	140	Cole Gautsche	Air Force	11/8/2013
22.	184	Cole Gautsche	UTEP	8/30/2014
23.	139	Crusoe Gongbay	at New Mexico State	9/20/2014
24.	163	Crusoe Gongbay	Fresno State	9/26/2014
25.	106	Lamar Jordan	at UTSA	10/4/2014
26.	102	Jhurell Pressley	at UTSA	10/4/2014
27.	148	Jhurell Pressley	at Air Force	10/18/2014
28.	138	Jhurell Pressley	at UNLV	11/1/2014
29.	154	Jhurell Pressley	vs. Boise State	11/8/2014
30.	205	Teriyon Gipson	vs. Boise State	11/8/2014
31.	109	Jhurell Pressley	at Colorado State	11/22/2014
32.	101	Jhurell Pressley	Wyoming	11/29/2014
33.	108	Daryl Chestnut	Mississippi Valley St.	9/5/2015
34.	147	Lamar Jordan	at Wyoming	9/26/2015
35.	103	Jhurell Pressley	at Wyoming	9/26/2015
36.	157	Lamar Jordan	New Mexico State	10/3/2015
37.	142	Teriyon Gipson	New Mexico State	10/3/2015
38.	132	Jhurell Pressley	Boise State	11/14/2015
39.	170	Jhurell Pressley	Air Force	11/28/2015
40.	135	Lamar Jordan	Arizona	12/19/2015
41.	181	Teriyon Gipson	South Dakota	9/1/2016
42.	101	Lamar Jordan	at Rutgers	9/17/2016
43.	156	Teriyon Gipson	San Jose State	10/1/2016
44.	117	Tyrone Owens	San Jose State	10/1/2016
45.	139	Lamar Jordan	Boise State	10/7/2016
46.	140	Teriyon Gipson	vs. Air Force	10/15/2016
47.	126	Tyrone Owens	vs. Air Force	10/15/2016
48.	171	Tyrone Owens	ULM	10/22/2016
49.	134	Tyrone Owens	at Hawai'i	10/29/2016
50.	121	Teriyon Gipson	Nevada	11/5/2016
51.	107	Teriyon Gipson	at Utah State	11/12/2016
52.	157	Tyrone Owens	at Colorado State	11/19/2016
53.	217	Teriyon Gipson	Wyoming	11/26/2016
54.	176	Lamar Jordan	Wyoming	11/26/2016
55.	121	Richard McQuarley	Wyoming	11/26/2016
56.	156	Coltin Gerhart	at Tulsa	9/23/2017
57.	179	Richard McQuarley	Air Force	9/30/2017
58.	159	Tyrone Owens	Colorado State	10/20/2017
59.	164	Tyrone Owens	UNLV	11/17/2017
60.	145	Daryl Chestnut	UNLV	11/17/2017
61.	116	Lamar Jordan	UNLV	11/17/2017
62.	110	Tyrone Owens	at New Mexico State	9/15/2018
63.	107	Ahmari Davis	Sam Houston State	8/31/2019
64.	133	Ahmari Davis	New Mexico State	9/21/2019
65.	104	Sheriron Jones	at San Jose State	10/4/2019
66.	193	Bryson Carroll	Colorado State	10/11/2019
67.	200	Ahmari Davis	Hawai'i	10/26/2019

## Ye Old Stadium Tour Continueth...

Dreamstyle Stadium, the home of the Lobos was opened in 1960, and of the 130 FBS stadiums, it's pretty much right in the middle in terms of age. There are 65 stadiums newer, 62 older, and two others that also opened in 1960. UNM traveled to Notre Dame Stadium, and it's 30 years older than Dreamstyle Stadium, and the game continued a trend of UNM playing in historic stadiums that were built before FDR became President in 1933.

Looking ahead to what UNM has scheduled out, and back to the first season of the Bob Davie era, UNM will have 10 such contests, including three in the oldest stadium in America still in use by an FBS team (Kyle Field, home of Texas A&M).

Year	Opponent	Stadium	Year Built	Age	Capacity	Attendance
2012	at Texas	Darrell K. Royal Memorial Stadium	1924	20th Oldest	100,119	100,990
2017	at Texas A&M	Kyle Field	1904	Oldest	102,733	99,051
2018	at Wisconsin	Camp Randall Stadium	1917	Sixth Oldest	80,321	77,003
2019	at Notre Dame	Notre Dame Stadium	1930	37th Oldest	77,622	77,622
2020	at USC	Los Angeles Memorial Coliseum	1923	15th Oldest	77,500	
2020	at Mississippi State	Davis Wade Stadium at Scott Field	1914	Third Oldest	61,337	
2021	at Texas A&M	Kyle Field	1914	Oldest	102,733	
2022	at LSU	Tiger Stadium	1924	23rd Oldest	102,321	
2023	at Texas A&M	Kyle Field	1914	Oldest	102,733	
2025	at UCLA	Rose Bowl Stadium	1922	11th Oldest	90,888	

## Saltes Named to Wuerffel Semifinal List

Teton Saltes, a junior offensive lineman, has been named one of nine semifinalists for the Wuerffel Trophy. Finalists for the award will be announced on Nov. 18, 2019. The formal announcement of the 2019 Wuerffel Trophy recipient is scheduled to be made on Dec. 10, 2019 at the National Football Foundation's festivities in New York City.

The 2019 Wuerffel Trophy semifinalists are listed alphabetically by university:

Derrick Brown, Auburn University, senior, defensive line  
 Koby Quansah, Duke University, senior, linebacker  
 Blake Ferguson, Louisiana State University, senior, long snapper  
 Braden Mann, Texas A&M University, senior, punter  
 Isaiah Sanders, United States Air Force Academy, senior, quarterback  
 Rodrigo Blankenship, University of Georgia, senior, kicker  
 Teton Saltes, University of New Mexico, junior, offensive line  
 Sam Ehlinger, University of Texas, junior, quarterback  
 Jon Wassink, Western Michigan University, senior, quarterback

Saltes' honor marks the third time in the last five seasons that the Lobos have had a semifinalist for the award. In both 2015 and 2016, Garrett Adcock, who ironically played the exact same position as Saltes, right tackle, was a semifinalist. Adcock in 2016 was one of three finalists for the award.

## Lucky Seven (In a Way)

Last year seven Lobos were able to play in four or fewer games and still earn a redshirt for 2018:

Aaron Molina	4
Alex Hart	3
Cedric Patterson III	3
Donte Martin	3
Bryson Carroll	2
Trae Hall	1
Andrew Erickson	1

UNM already has players that will benefit from the four-game rule this season. Elijah Lilly played in three games before season-ending surgery, and quarterback Brandt Hughes played a half before suffering a season ending injury. Patrick Peek also played four games and will now redshirt to get one more year at UNM, as will long-snapper Aiden Kneller.

## And You Thought the 80s were the Only Time Period Where You Could Wear Two Redshirts

Traditionally, you can only redshirt once. However, you can now redshirt twice, and four Lobos are now double redshirts. All four Lobos were able to utilize a rule that allows for an injury redshirt after redshirting as an academically eligible freshman. Daevon Vigilant earned his second redshirt for his 2017 season in which he was injured for the season in the opening game of the year.

Last year, Tevaka Tuioti was able to get a second redshirt despite playing in 2018. Tuioti, who was injured against Wisconsin, missed the New Mexico State game and then suffered a season-ending injury in the fourth game of the season (his third) against Liberty. Since he also redshirted as an academically eligible freshman in 2016, he earned a second redshirt and in 2019 he will be a sophomore.

Additionally, Kentrail Moran has back to back injuries and is a double redshirt.

## Stat of the Week

# 310

The number of passes thrown by UNM quarterbacks this season. That's the most in the Bob Davie era and the most since 2011 when UNM quarterbacks threw 355 times on the season.



## 100-yard Rushing Games Under Bob Davie (by Yards)

Pl.	Total	Player	Opponent	Date
1.	338	Kasey Carrier	at Air Force	10/20/2012
2.	291	Kasey Carrier	at UTEP	9/7/2013
3.	217	Teriyon Gipson	Wyoming	11/26/2016
4.	205	Teriyon Gipson	Boise State	11/8/2014
5.	200	Ahmari Davis	Hawai'i	10/26/2019
6.	193	Bryson Carroll	Colorado State	10/11/2019
7.	191	Kasey Carrier	UNLV	9/28/2013
	191	Kasey Carrier	Texas State	10/6/2012
9.	184	Cole Gautsche	UTEP	8/30/2014
10.	181	Teriyon Gipson	South Dakota	9/1/2016
11.	179	Richard McQuarley	Air Force	9/30/2017
	179	Kasey Carrier	Air Force	11/8/2013
13.	176	Lamar Jordan	Wyoming	11/26/2016
14.	171	Tyrone Owens	ULM	10/22/2016
15.	170	Jhurell Pressley	Air Force	11/28/2015
16.	164	Tyrone Owens	UNLV	11/17/2017
17.	163	Crusoe Gongbay	Fresno State	9/26/2014
18.	161	Kasey Carrier	at Hawai'i	10/13/2012
19.	159	Tyrone Owens	Colorado State	10/20/2017
20.	157	Tyrone Owens	at Colorado State	11/19/2016
	157	Lamar Jordan	New Mexico State	10/3/2015
22.	156	Coltin Gerhart	at Tulsa	9/23/2017
	156	Teriyon Gipson	San Jose State	10/1/2016
24.	154	Jhurell Pressley	vs. Boise State	11/8/2014
25.	149	Cole Gautsche	at Wyoming	11/10/2012
26.	148	Jhurell Pressley	at Air Force	10/18/2014
27.	147	Lamar Jordan	at Wyoming	9/26/2015
28.	145	Daryl Chestnut	UNLV	11/17/2017
	145	Kasey Carrier	Nevada	11/17/2012
30.	142	Teriyon Gipson	New Mexico State	10/3/2015
31.	140	Teriyon Gipson	vs. Air Force	10/15/2016
32.	140	Cole Gautsche	Air Force	11/8/2013
33.	139	Lamar Jordan	Boise State	10/7/2016
	139	Crusoe Gongbay	at New Mexico State	9/20/2014
35.	138	Jhurell Pressley	at UNLV	11/1/2014
36.	136	Kasey Carrier	Fresno State	10/27/2012
37.	135	Lamar Jordan	Arizona	12/19/2015
38.	133	Ahmari Davis	New Mexico State	9/21/2019
39.	134	Tyrone Owens	at Hawai'i	10/29/2016
40.	132	Jhurell Pressley	Boise State	11/14/2015
41.	129	Kasey Carrier	at New Mexico State	9/22/2012
42.	127	Cole Gautsche	New Mexico State	10/5/2013
43.	126	Tyrone Owens	vs. Air Force	10/15/2016
44.	126	Kasey Carrier	New Mexico State	10/5/2013
45.	121	Richard McQuarley	Wyoming	11/26/2016
	121	Teriyon Gipson	Nevada	11/5/2016
47.	119	Carlos Wiggins	UNLV	9/28/2013
48.	118	Cole Gautsche	UTSA	8/31/2013
49.	117	Tyrone Owens	San Jose State	10/1/2016
50.	116	Lamar Jordan	UNLV	11/17/2017
51.	113	Cole Gautsche	at Wyoming	10/12/2013
52.	110	Tyrone Owens	at New Mexico State	9/15/2018
53.	109	Kasey Carrier	at Wyoming	11/10/2012
	109	Jhurell Pressley	at Colorado State	11/22/2014
55.	108	Daryl Chestnut	Mississippi Valley St.	9/5/2015
	108	Cole Gautsche	UNLV	9/28/2013
57.	107	Ahmari Davis	Sam Houston State	8/31/2019
	107	Teriyon Gipson	at Utah State	11/12/2016
59.	106	Lamar Jordan	at UTSA	10/4/2014
60.	104	Sheriron Jones	at San Jose State	10/4/2019
	104	Cole Gautsche	at Hawai'i	10/13/2012
	104	Kasey Carrier	at Wyoming	10/12/2013
63.	103	Jhurell Pressley	at Wyoming	9/26/2015
	103	Demacrus Rogers	Southern	9/1/2012
65.	102	Jhurell Pressley	at UTSA	10/4/2014
66.	101	Lamar Jordan	at Rutgers	9/17/2016
	101	Jhurell Pressley	Wyoming	11/29/2014

## You Get a Scholarship...and You Get a Scholarship!

On June 6, five Lobos, including three New Mexico natives, were awarded scholarships by head coach Bob Davie in a surprise announcement during Thursday meetings, bringing cheers from their teammates.

The five Lobos earning scholarships were Bobby Cole (a redshirt running back from Chatsworth, California), Andrew Erickson (a redshirt freshman receiver from Albuquerque's Manzano High School), Micah Gray (a redshirt sophomore running back from Clovis High School), Hayden Wilson (a redshirt sophomore offensive lineman from Rio Rancho's Cleveland High School) and Nic Wilson (a redshirt freshman cornerback from San Bernardino, California).

"I'm proud of the work that all five of these young men have done at UNM," said Davie. "Whether it's the hard work they have put in on the field, or in the classroom, or in the community, they have represented themselves, this program and our institution in outstanding fashion. I'm excited for them and their families. They have earned this."

Gray and Cole saw playing time in 2018 as redshirt freshmen, mostly on special teams, but both had a solid spring camp and saw plenty of action toting the football at running back as well as participating on special teams. For Erickson, Hayden Wilson and Nic Wilson, all three were freshmen last year and all had terrific seasons on the scout team in 2018, and then turned in great spring camps in 2019.

Overall, the five bring the total of former walk-ons elevated to scholarship status under Bob Davie to 23, and Erickson, Gray and Wilson bring the total of New Mexico natives elevated to scholarship status to 15. Gray and Wilson both served as the New Mexico Man last season, with Gray earning the honor on September 29 against Liberty and Wilson on November 24 against Wyoming. Of the 30 New Mexico Men that started their careers as walk-ons at UNM, 13 have now earned scholarships.

The New Mexico Man tradition was started by Davie in 2012. In the program a walk-on, or former walk-on player is designated as the "New Mexico Man" each home week during the season. The selected player leads the team onto the field with the New Mexico state flag before home games as well as in Las Cruces at the Rio Grande Rivalry game between the Lobos and New Mexico State. During the game, the New Mexico Man wears a special uniform patch in the shape of the state of New Mexico on their jersey.

Of the previous 18 student-athletes put on scholarship by Davie, 12 were natives of New Mexico. Those names include David Anaya, Javohn Jones, Xavier Madrid, Jeric Magnant, Zack Rogers, Steven Romero, John Russo, Andrew Shelley, Thomas Vieira, Michael Walsh, Randy Williams and Reece White. Overall, UNM has 17 New Mexico natives on the 2019 roster. The 17 New Mexico players is the most of any Division I team, with 11 on full scholarship.

## Building Blocks

While it has been a long time since UNM has blocked a punt (October 31, 2009 by Victor James against San Diego State), UNM is getting pretty adept at blocking kicks. UNM has three blocks on the season, and that total is tied for the eighth in the NCAA.

UNM had two blocks against San Jose State, and actually had a third block in the game that bounced right into the arms of Moana Vainikolo and it would have went for about a 65-yard touchdown, but the play was blown dead due to a false start on the kicker.

The three blocks are the most blocked kicks for the Lobos since the 2009 season when UNM recorded four blocked kicks. Overall, UNM has blocked 13 field goals and extra points in the Bob Davie era.

## A Semester and Year to Remember

The Lobos turned in a pair of semesters in the classroom like no other, combining for the best academic year for the Lobo football team in the history of the program. For the Fall semester, the team turned in a 2.83 GPA for the Fall, which was the best Fall semester in the history of the program. The team then topped that in the Spring with a 2.92, which is the second-highest GPA in the program's history, behind only a 2.96 GPA in the Spring of 2003. The combined GPA of 2.88 is the best combined GPA for the two semesters in the history of the program.

## Ch-Ch-Ch-Ch-Changes

UNM made some changes to its coaching staff for the 2019 season.

The Lobos have a new offensive and defensive coordinator for the 2019 season. Joe Dailey is in his first season as the offensive coordinator and quarterbacks coach after coming to UNM from Liberty University. With Dailey handling the quarterbacks, Apollo Wright has moved over from quarterbacks to running backs. UNM's defensive coordinator is Jordan Peterson, who has served as the safeties coach for the past three seasons, and he takes over for Kevin Cosgrove, who is now with LSU.

UNM also has two new defensive coaches, both coaching linebackers. Dan Carrel and Dillon Sanders will coach linebackers, taking over for Cosgrove and Archie McDaniel. Carrel came to UNM from Houston, and Sanders came to UNM from Kentucky.

## Just Another Classroom Record for Bob Davie's Lobos

For a second straight year, the Lobos picked up a school record number of Mountain West All-Academic selections. When the league announced the Fall Mountain West All-Academic teams, New Mexico was honored with 27 awards, surpassing the record of 23, set just one season prior. The previous school record was under Coach Davie as well, in 2014 when the team picked up 20. Overall the 108 honorees

## Interesting Stat

# 3,683

That's the number of days since UNM's last blocked punt (October 31, 2009). The Lobos have the second-longest streak in the FBS. Only Navy, which last blocked a punt on October 4, 2008 against Air Force, has a longer drought.

## Stat Tracker

# 18

The number of FBS coaches that have been at their schools longer than Bob Davie, who is entering his eighth season. There are 130 FBS coaches, and among Group of 5 coaches, Davie is eighth in longevity.



## Series History vs. Utah State

The series with Utah State is pretty close, with the Lobos leading 13-12. New Mexico leads the series 9-5 in Albuquerque, and Utah State leads 7-4 in Logan.

Opponent	Site	Score
10/27/2018	Logan, UT	L 19-61
11/4/2017	Albuquerque, NM	L 10-24
11/12/2016	Logan, UT	W 24-21
11/7/2015	Albuquerque, NM	W 14-13
11/15/2014	Logan, UT	L 21-28
10/19/2013	Albuquerque, NM	L 10-45
10/4/2003	Albuquerque, NM	W 34-7
10/19/2002	Logan, UT	L-OT 44-45
9/12/1998	Albuquerque, NM	W-OT 39-36
9/20/1997	Logan, UT	W 25-22
9/17/1966	Albuquerque, NM	W 17-8
10/17/1964	Albuquerque, NM	L 3-14
10/12/1963	Logan, UT	L 14-47
10/13/1962	Albuquerque, NM	W 14-13
10/14/1961	Logan, UT	L 7-41
10/15/1960	Albuquerque, NM	L 7-46
10/10/1959	Logan, UT	W 28-6
10/11/1958	Albuquerque, NM	W 34-14
10/12/1957	Logan, UT	W 14-10
9/29/1956	Albuquerque, NM	W 27-19
10/8/1955	Logan, UT	L 0-18
10/2/1954	Albuquerque, NM	L 0-6
9/26/1953	Logan, UT	L 0-6
12/6/1952	Albuquerque, NM	W 28-0
12/1/1951	Albuquerque, NM	W 17-13

over the last five years is the best five-year stretch in school history. The 50 over the last two years is the best over any two-year period in school history.

## On This Date

Saturday, November 30 is the 334th day of the year, and there are 31 days remaining in 2019. Use them wisely please. Please stay away from the statisticians in the press box as November 30 is National Personal Space Day. It's also National Mason Jar Day, National Mousse Day and Computer Security Day. Fans should come to the game despite it being Stay Home Because You Are Well Day. It's also National Mississippi Day, Small Business Saturday, and National Meth Awareness Day. UNM is 5-7 all-time on November 30, but UNM has played on this date just twice in the last 65 years.

L	11/30/2013	Boise State	17-45	Boise, ID
W	11/30/2002	Wyoming	49-20	Albuquerque, NM
W	11/30/1963	BYU	26-0	Albuquerque, NM
L	11/30/1957	BYU	12-14	Albuquerque, NM
W	11/30/1940	Texas Tech	19-14	Albuquerque, NM
W	11/30/1939	Colorado State	21-19	Albuquerque, NM
L	11/30/1922	New Mexico State	0-7	Las Cruces, NM
W	11/30/1916	New Mexico State	51-0	Albuquerque, NM
L	11/30/1911	Arizona	0-6	Albuquerque, NM
L	11/30/1905	New Mexico State	0-40	Las Cruces, NM
L	11/30/1899	Albuquerque HS	0-5	Albuquerque, NM
L	11/30/1893	ABQ Indian School	4-10	Albuquerque, NM

Many things have happened in the world on November 30. A magnitude 7.0 earthquake hit Anchorage, Alaska (2018), the 101st space shuttle mission launched (2000), the \$73.7 billion merger of Exxon and Mobil, forming ExxonMobil, created the largest company in the United States (1999), Operation Desert Storm officially ended (1995), Michael Jackson's Thriller album was released, set to become the greatest selling record of all-time (1982), Pink Floyd's The Wall was released (1979), a woman taking a nap in Alabama was hit by a meteorite that crashed through her roof, the only known case of a human being hit by a rock from space (1954), the Crystal Palace in London was destroyed by fire (1936), the first international football soccer match took place between Scotland and England (1872), the Louisiana Territory was transferred from Spanish hand to French, and in 20 days it would be transferred to the United States by Napoleon (1804), preliminary peace treaties are signed between the U.S. and Great Britain, later formalized as the Treaty of Paris (1782) and Sweden's King Charles XII died during a raid on the fortress of Fredriksten in Norway.

Famous people born on November 30 include basketball player Jordan Farmar (UCLA, 1986), model Chrissy Teigen (1985), actress Kaley Cuoco (8 Simple Rules for Dating My Teenage Daughter, 1985), actress Elisha Cuthbert (Old School/24, 1982), baseball player Shane Victorino (Philadelphia Phillies, 1980), singer Clay Aiken (American Idol, 1978), singer Mindy McCready (I Shaved My Legs for This, 1975), actor Ben Stiller (Zoolander 2, 1965), Bo Jackson (Kansas City Royals/Los Angeles Raiders, 1962), baseball player Bob Tewksbury, St. Louis Cardinals, 1960), sportscaster Gary Lineker (1960), singer Cherie Currie (The Runaways, 1959), singer Stacey Q (Two Hearts, 1958), comedian Colin Mochrie (Whose Line is it Anyway, 1957), singer Billy Idol (White Wedding, 1955), historian and greatest Twitter follow ever Michael Beschloss (1955), actor Mandy Patinkin (The Adventures of Elmo in Grouchland, 1952), basketball coach Paul Westphal (Loyola Marymount, 1950), playwright David Mamet (Glengarry Glen Ross, 1947), director Ridley Scott (Thelma & Louise, 1937), football coach Bill Walsh (San Francisco 49ers, 1931), lawyer G. Gordon Liddy (1930), television host Dick Clark (The \$20,000 Pyramid, 1929), basketball coach Joe B. Hall (Kentucky, 1928), actor Robert Guillaume (Sports Night/Benson, 1927), actor Richard Crenna (Rambo, 1926), entrepreneur Bill Gates, Sr. (1925), comedian Allen Sherman (1924), actor Efram Zimbalist, Jr. (77 Sunset Strip, 1918), former U.K. Prime Minister Winston Churchill (1874), novelist Mark Twain (The Adventures of Tom Sawyer, 1835) and Italian Admiral Andrea Doria, who eventually had a ship named after him (1466).

Sadly on this day the world lost 41st U.S. President George H.W. Bush (2018), actor Jim Nabors (The Andy Griffith Show, 2017), actor Paul Walker (Varsity Blues, 2013), ukulele player Hubert Butros Khaury, better known as Tiny Tim (Tiptoe Through the Tulips, 1996), Zeppo Marx (1979), playwright Oscar Wilde (1900), King Charles XII of Sweden (1718), mathematician Bonaventura Cavalieri (1647) and Otto I, the Duke of Saxony (912).

## Campus Note of the Week

The University of New Mexico will host "The New Show" art exhibit on Wednesday, December 4 from 5-8 pm at the African American Performing Arts Center. Paintings of landscape, abstraction, and figurative genres; ceramic sculpture and installation, Art Chairs by each artist, and art prints and original drawings. The Exhibit is open Tuesday-Saturday, 10-4 PM daily, from Nov 8-Dec 30, 2019. Open to all ages, free. Free parking during the week; mention "Art Exhibit at AAPAC" for entry. AAPAC is located at NM Expo Fairgrounds.

## Birthday Chart

### August

Date	Player/Coach	Age
26	Emmanuel Logan-Greene	21
28	Jarred Sylvester	22

### September

Date	Player/Coach	Age
4	Radson Jang	23
13	Antonio Hunt	20
*14	Shaddrick Lowery	22
15	Jared EnRico	22
15	Saga Tuitele	40
16	Sheriron Jones	23
19	Connor Genal	19
22	Corey Hightower	22
23	Micah Gray	21
26	Clay Davie	32
27	Alexander "Moana" Vainikolo	22
30	Bob Davie	65

### October

Date	Player/Coach	Age
8	Marquae Kirkendoll	19
9	Hayden Wilson	21
9	Colston Chacon	20
15	Nico Bolden	21
16	Donovan Murphree	20
*26	Chad Alexander	20
*26	Brandt Hughes	22
27	Blair Manly	23
31	Apollo Wright	45

### November

Date	Player/Coach	Age
3	Jacobi Hearn	21
14	Aaron Molina	24
18	Kentrail Moran	22
19	Joe Dailey	36
20	Kyle Jarvis	22
20	Kyle Stapley	24
28	Adebayo Soremekun	21
29	Trae Hall	20

### December

Date	Player/Coach	Age
1	Jonah Leyva	21
2	Omar Darame	19
6	Lawrence "L.O." Johnson	20
12	Anselem Umeh	22
14	Brandon Shook	22
14	Emmanuel Malek	19

**Oldest Lobo:** Tyson Dyer (5/27/1992)

**Youngest Lobo:** Harshan Sachdeva (8/14/2001)

**AUG. 31 SAM HOUSTON ST.**

**SEPT. 14 AT NOTRE DAME**

**SEPT. 21 NEW MEXICO STATE**

**SEPT. 28 AT LIBERTY**



**OCT. 4 AT SAN JOSE STATE**

**OCT. 11 COLORADO STATE**

**OCT. 19 AT WYOMING**

**OCT. 26 HAWAII**



**NOV. 2 AT NEVADA**

**NOV. 16 AT BOISE STATE**

**NOV. 23 AIR FORCE**

**NOV. 30 UTAH STATE**





## QB - #4 Sherion Jones

2018

Date	Opponent	C-A-I	Yds	TD	LG	Rush	Yds	TD	LG
Sept 1	UIW	1-3-0	22	1	22	4	18	0	8
Sept 8	at WISC	9-16-2	79	1	17	7	5	0	3
Sept 15	at NMSU	12-19-1	127	0	22	7	7	0	16
Sept 29	LIBERTY	15-27-3	312	4	79	6	44	0	32
Oct 6	at UNLV	13-20-0	250	4	74	8	72	0	20
Oct 13	at CSU	12-20-0	165	2	52	9	35	0	13
Oct 20	FS	15-32-1	132	1	26	10	42	0	19
Oct 27	at USU	10-25-3	110	0	30	3	-4	0	5
Nov 3	SDSU				Did Not Play				
Nov 10	at AFA	6-9-1	114	0	56	6	-6	0	8
Nov 16	BSU	8-13-1	103	0	29	12	56	0	18
Nov 24	WYO	1-3-0	3	0	3	6	17	0	15
<b>TOTAL</b>		<b>102-187-12</b>	<b>1417</b>	<b>13</b>	<b>79</b>	<b>78</b>	<b>286</b>	<b>0</b>	<b>32</b>

2019

Date	Opponent	C-A-I	Yds	TD	LG	Rush	Yds	TD	LG
Aug 31	SHSU	6-11-0	122	0	47	6	35	2	11
Sept 14	at ND	4-15-3	19	0	12	8	23	0	17
Sept 21	NMSU				Did Not Play				
Sept 28	at LIBERTY	0-0-0	0	0	0	0	0	0	0
Oct 4	at SJSU	7-16-3	127	2	38	11	104	1	35
Oct 11	CSU	8-17-1	89	0	20	17	54	0	10
Oct 19	at WYO	9-17-0	143	0	28	5	-12	0	0
Oct 26	HAW				Did Not Play				
Nov 2	at NEV				Did Not Play				
Nov 16	at BSU				Did Not Play				
Nov 23	AFA				Did Not Play				
Nov 30	USU				Did Not Play				
<b>TOTAL</b>		<b>34-76-7</b>	<b>500</b>	<b>2</b>	<b>47</b>	<b>47</b>	<b>204</b>	<b>3</b>	<b>35</b>
<b>CAREER</b>		<b>136-263-19</b>	<b>1917</b>	<b>15</b>	<b>79</b>	<b>125</b>	<b>490</b>	<b>3</b>	<b>35</b>

## QB - #8 Tervaka Salanoa-Tuioti

2017

Date	Opponent	C-A-I	Yds	TD	LG	Rush	Yds	TD	LG
Sept 2	ACU	1-1-0	9	0	9	0	0	0	0
Sept 9	NMSU	10-19-0	151	2	27	2	8	0	5
Sept 14	at BSU				Did Not Play				
Sept 23	at Tulsa				Did Not Play				
Sept 30	AFA				Did Not Play				
Oct 14	at FS	13-24-1	200	0	44	5	14	0	10
Oct 20	CSU	5-16-0	84	1	47	9	62	0	27
Oct 28	at WYO	8-17-3	47	0	17	3	3	0	2
Nov 4	USU	8-15-0	54	0	10	5	39	1	34
Nov 11	TA&M	2-6-0	4	0	2	2	9	0	9
Nov 17	UNLV				Did Not Play				
Nov 24	at SDSU	10-20-2	156	1	62	2	7	0	4
<b>TOTAL</b>		<b>57-118-6</b>	<b>705</b>	<b>4</b>	<b>62</b>	<b>28</b>	<b>142</b>	<b>1</b>	<b>34</b>

2018

Date	Opponent	C-A-I	Yds	TD	LG	Rush	Yds	TD	LG
Sept 1	UIW	13-21-1	327	4	69	11	54	1	20
Sept 8	at WISC	5-8-0	55	1	13	1	4	0	4
Sept 15	at NMSU				Did Not Play				
Sept 29	LIBERTY	6-14-1	57	0	22	3	42	0	28
Oct 6	at UNLV				Did Not Play				
Oct 13	at CSU				Did Not Play				
Oct 20	FS				Did Not Play				
Oct 27	at USU				Did Not Play				
Nov 3	SDSU				Did Not Play				
Nov 10	at AFA				Did Not Play				
Nov 16	BSU				Did Not Play				
Nov 24	WYO				Did Not Play				
<b>TOTAL</b>		<b>24-43-2</b>	<b>439</b>	<b>5</b>	<b>69</b>	<b>15</b>	<b>100</b>	<b>1</b>	<b>28</b>

2019

Date	Opponent	C-A-I	Yds	TD	LG	Rush	Yds	TD	LG
Aug 31	SHSU				Did Not Play				
Sept 14	at ND	6-13-0	132	0	41	1	5	0	5
Sept 21	NMSU	16-28-1	355	3	62	7	59	0	18
Sept 28	at LIBERTY	12-26-2	139	1	22	7	57	0	33
Oct 4	at SJSU	4-10-1	34	0	14	2	4	0	3
Oct 11	CSU				Did Not Play				
Oct 19	at WYO	5-10-0	60	1	21	3	30	0	19
Oct 26	HAW	23-40-2	293	2	59	5	-9	0	1
Nov 2	at NEV	19-36-0	237	0	30	8	18	0	20
Nov 16	at BSU	14-21-0	175	0	35	11	19	0	24
Nov 23	AFA	3-11-0	35	0	15	8	79	0	48
Nov 30	USU				Did Not Play				
<b>TOTAL</b>		<b>102-174-6</b>	<b>1460</b>	<b>7</b>	<b>62</b>	<b>52</b>	<b>262</b>	<b>0</b>	<b>48</b>
<b>CAREER</b>		<b>183-335-14</b>	<b>2594</b>	<b>16</b>	<b>69</b>	<b>95</b>	<b>504</b>	<b>2</b>	<b>48</b>

## QB - #10 Trae Hall

2018

Date	Opponent	C-A-I	Yds	TD	LG	Rush	Yds	TD	LG
Sept 1	UIW				Did Not Play				
Sept 8	at WISC				Did Not Play				
Sept 15	at NMSU				Did Not Play				
Sept 29	LIBERTY				Did Not Play				
Oct 6	at UNLV	0-0-0	0	0	0	1	6	0	6
Oct 13	at CSU				Did Not Play				
Oct 20	FS				Did Not Play				
Oct 27	at USU				Did Not Play				
Nov 3	SDSU				Did Not Play				
Nov 10	at AFA				Did Not Play				
Nov 16	BSU				Did Not Play				
Nov 24	WYO				Did Not Play				
<b>TOTAL</b>		<b>0-0-0</b>	<b>0</b>	<b>0</b>	<b>0</b>	<b>1</b>	<b>6</b>	<b>0</b>	<b>6</b>

2019

Date	Opponent	C-A-I	Yds	TD	LG	Rush	Yds	TD	LG
Aug 31	SHSU				Did Not Play				
Sept 14	at ND	0-0-0	0	0	0	2	15	0	11
Sept 21	NMSU				Did Not Play				
Sept 28	at LIBERTY				Did Not Play				
Oct 4	at SJSU				Did Not Play				
Oct 11	CSU				Did Not Play				
Oct 19	at WYO				Did Not Play				
Oct 26	HAW				Did Not Play				
Nov 2	at NEV				Did Not Play				
Nov 16	at BSU				Did Not Play				
Nov 23	AFA	5-7-0	55	2	27	4	33	0	16
Nov 30	USU				Did Not Play				
<b>TOTAL</b>		<b>5-7-0</b>	<b>55</b>	<b>2</b>	<b>27</b>	<b>6</b>	<b>48</b>	<b>0</b>	<b>16</b>
<b>CAREER</b>		<b>5-7-0</b>	<b>55</b>	<b>2</b>	<b>27</b>	<b>7</b>	<b>54</b>	<b>0</b>	<b>16</b>

## QB - #12 Brandt Hughes

2019

Date	Opponent	C-A-I	Yds	TD	LG	Rush	Yds	TD	LG
Aug 31	SHSU	12-29-0	218	0	51	1	-5	0	0
Sept 14	at ND				Did Not Play				
Sept 21	NMSU				Did Not Play				
Sept 28	at LIBERTY				Did Not Play				
Oct 4	at SJSU				Did Not Play				
Oct 11	CSU				Did Not Play				
Oct 19	at WYO				Did Not Play				
Oct 26	HAW				Did Not Play				
Nov 2	at NEV				Did Not Play				
Nov 9	AFA				Did Not Play				
Nov 16	at BSU				Did Not Play				
Nov 30	USU				Did Not Play				
<b>TOTAL</b>		<b>12-29-0</b>	<b>218</b>	<b>0</b>	<b>51</b>	<b>1</b>	<b>-5</b>	<b>0</b>	<b>0</b>

## RB - #2 Lawrence "L.O." Johnson

2019

Date	Opponent	Rush	Yds	TD	LG	Rec	Yds	TD	LG
Aug 31	SHSU				Did Not Play				
Sept 14	at ND	3	9	0	4	0	0	0	0
Sept 21	NMSU				Did Not Play				
Sept 28	at LIBERTY				Did Not Play				
Oct 4	at SJSU				Did Not Play				
Oct 11	CSU				Did Not Play				
Oct 19	at WYO				Did Not Play				
Oct 26	HAW				Did Not Play				
Nov 2	at NEV				Did Not Play				
Nov 16	at BSU				Did Not Play				
Nov 23	AFA				Did Not Play				
Nov 30	USU				Did Not Play				
<b>TOTAL/CAREER</b>		<b>3</b>	<b>9</b>	<b>0</b>	<b>4</b>	<b>0</b>	<b>0</b>	<b>0</b>	<b>0</b>

## RB - #5 Daevon Vigilant

2017

Date	Opponent	Rush	Yds	TD	LG	Rec	Yds	TD	LG
Sept 2	ACU	4	3	0	4	0	0	0	0
Sept 9	NMSU				Did Not Play				
Sept 14	at BSU				Did Not Play				
Sept 23	at Tulsa				Did Not Play				
Sept 30	AFA				Did Not Play				
Oct 14	at FS				Did Not Play				
Oct 20	CSU				Did Not Play				
Oct 28	at WYO				Did Not Play				
Nov 4	USU				Did Not Play				
Nov 11	TA&M				Did Not Play				
Nov 17	UNLV				Did Not Play				
Nov 24	at SDSU				Did Not Play				
<b>TOTAL</b>		<b>4</b>	<b>3</b>	<b>0</b>	<b>4</b>	<b>0</b>	<b>0</b>	<b>0</b>	<b>0</b>

2018

Date	Opponent	Rush	Yds	TD	LG	Rec	Yds	TD	LG
Sept 1	UIW	4	16	0	6	0	0	0	0
Sept 8	at WISC	2	14	0	13	0	0	0	0
Sept 15	at NMSU	1	0	0	0	0	0	0	0
Sept 29	LIBERTY	0	0	0	0	0	0	0	0
Oct 6	at UNLV	4	18	0	12	0	0	0	0
Oct 13	at CSU				Did Not Play				
Oct 20	FS				Did Not Play				
Oct 27	at USU	1	-1	0	0	2	27	0	24
Nov 3	SDSU	11	45	0	11	0	0	0	0
Nov 10	at AFA	12	67	1	24	1	4	0	4
Nov 16	BSU	7	23	1	8	0	0	0	0
Nov 24	WYO	1	3	0	3	0	0	0	0
<b>TOTAL</b>		<b>43</b>	<b>185</b>	<b>2</b>	<b>24</b>	<b>3</b>	<b>31</b>	<b>0</b>	<b>24</b>

2019

Date	Opponent	Rush	Yds	TD	LG	Rec	Yds	TD	LG
Aug 31	SHSU	1	-1	0	0	0	0	0	0
Sept 14	at ND	3	19	0	15	1	0	0	0
Sept 21	NMSU	3	14	1	10	0	0	0	0
Sept 28	at LIBERTY	3	5	0	3	1	0	0	0
Oct 4	at SJSU	0	0	0	0	0	0	0	0
Oct 11	CSU	2	8	0	6	0	0	0	0
Oct 19	at WYO	0	0	0	0	0	0	0	0
Oct 26	HAW	0	0	0	0	1	6	0	6
Nov 2	at NEV	1	3	0	3	1	5	0	5
Nov 16	at BSU	4	5	0	5	0	0	0	0
Nov 23	AFA	Did Not Play							
Nov 30	USU								
TOTAL		17	53	1	15	4	11	0	6
CAREER		64	240	3	24	7	42	0	24

## RB - #24 Kentrail Moran

2017

Date	Opponent	Rush	Yds	TD	LG	Rec	Yds	TD	LG
Sept 2	ACU	3	13	0	10	0	0	0	0
Sept 9	NMSU				Did Not Play				
Sept 14	at BSU				Did Not Play				
Sept 23	at Tulsa				Did Not Play				
Sept 30	AFA				Did Not Play				
Oct 14	at FS	1	-1	0	0	0	0	0	0
Oct 20	CSU				Did Not Play				
Oct 28	at WYO	4	6	0	2	0	0	0	0
Nov 4	USU	1	1	0	1	0	0	0	0
Nov 11	TA&M	1	3	0	3	0	0	0	0
Nov 17	UNLV				Did Not Play				
Nov 24	at SDSU	4	10	0	4	0	0	0	0
<b>TOTAL</b>		<b>14</b>	<b>32</b>	<b>0</b>	<b>10</b>	<b>0</b>	<b>0</b>	<b>0</b>	<b>0</b>

2018

Date	Opponent	Rush	Yds	TD	LG	Rec	Yds	TD	LG
Sept 1	UIW				Did Not Play				
Sept 8	at WISC				Did Not Play				
Sept 15	at NMSU				Did Not Play				
Sept 29	LIBERTY				Did Not Play				
Oct 6	at UNLV				Did Not Play				
Oct 13	at CSU				Did Not Play				
Oct 20	FS				Did Not Play				
Oct 27	at USU				Did Not Play				
Nov 3	SDSU				Did Not Play				
Nov 10	at AFA				Did Not Play				
Nov 16	BSU				Did Not Play				
Nov 24	WYO				Did Not Play				
<b>TOTAL</b>		<b>0</b>	<b>0</b>	<b>0</b>	<b>0</b>	<b>0</b>	<b>0</b>	<b>0</b>	<b>0</b>

2019

Date	Opponent	Rush	Yds	TD	LG	Rec	Yds	TD	LG
Aug 31	SHSU				Did Not Play				
Sept 14	at ND	5	16	0	8	0	0	0	0
Sept 21	NMSU				Did Not Play				
Sept 28	at LIBERTY				Did Not Play				
Oct 4	at SJSU				Did Not Play				
Oct 11	CSU	3	7	2	4	0	0	0	0
Oct 19	at WYO	1	5	0	5	0	0	0	0
Oct 26	HAW	1	5	0	5	0	0	0	0
Nov 2	at NEV				Did Not Play				
Nov 16	at BSU	10	30	0	9	0	0	0	0
Nov 23	AFA	7	37	0	9	0	0	0	0
Nov 30	USU								
<b>TOTAL</b>		<b>27</b>	<b>100</b>	<b>2</b>	<b>9</b>	<b>0</b>	<b>0</b>	<b>0</b>	<b>0</b>
<b>CAREER</b>		<b>41</b>	<b>132</b>	<b>2</b>	<b>10</b>	<b>0</b>	<b>0</b>	<b>0</b>	<b>0</b>

## RB - #28 Ahmari Davis

2018

Date	Opponent	Rush	Yds	TD	LG	Rec	Yds	TD	LG
Sept 1	UIW	7	39	0	15	1	-2	0	0
Sept 8	at WISC	1	3	0	3	0	0	0	0
Sept 15	at NMSU	21	74	4	16	0	0	0	0
Sept 29	LIBERTY	9	18	0	5	0	0	0	0
Oct 6	at UNLV	9	20	0	10	0	0	0	0
Oct 13	at CSU	0	0	0	0	0	0	0	0
Oct 20	FS	2	20	0	10	0	0	0	0
Oct 27	at USU	2	11	0	9	0	0	0	0
Nov 3	SDSU				Did Not Play				
Nov 10	at AFA				Did Not Play				
Nov 16	BSU				Did Not Play				
Nov 24	WYO				Did Not Play				
<b>TOTAL</b>		<b>51</b>	<b>185</b>	<b>4</b>	<b>16</b>	<b>1</b>	<b>-2</b>	<b>0</b>	<b>0</b>

2019

Date	Opponent	Rush	Yds	TD	LG	Rec	Yds	TD	LG
Aug 31	SHSU	16	107	2	53	2	58	0	51
Sept 14	at ND	9	22	0	7	0	0	0	0
Sept 21	NMSU	28	133	2	23	0	0	0	0
Sept 28	at LIBERTY	18	99	0	35	0	0	0	0
Oct 4	at SJSU	22	96	0	13	1	5	0	5
Oct 11	CSU				Did Not Play				
Oct 19	at WYO	14	86	0	40	0	0	0	0
Oct 26	HAW	16	200	2	67	0	0	0	0
Nov 2	at NEV	15	80	1	19	0	0	0	0
Nov 16	at BSU	2	9	0	6	0	0	0	0
Nov 23	AFA				Did Not Play				
Nov 30	USU								
<b>TOTAL</b>		<b>140</b>	<b>831</b>	<b>7</b>	<b>67</b>	<b>3</b>	<b>63</b>	<b>0</b>	<b>51</b>
<b>CAREER</b>		<b>191</b>	<b>1017</b>	<b>11</b>	<b>67</b>	<b>4</b>	<b>61</b>	<b>0</b>	<b>51</b>

## RB - #32 Micah Gray

2018

Date	Opponent	Rush	Yds	TD	LG	Rec	Yds	TD	LG
Sept 1	UIW	7	23	0	6	0	0	0	0
Sept 8	at WISC	0	0	0	0	0	0	0	0
Sept 15	at NMSU	0	0	0	0	0	0	0	0
Sept 29	LIBERTY	0	0	0	0	0	0	0	0
Oct 6	at UNLV	0	0	0	0	0	0	0	0
Oct 13	at CSU				Did Not Play				
Oct 20	FS	0	0	0	0	0	0	0	0
Oct 27	at USU	0	0	0	0	0	0	0	0
Nov 3	SDSU	0	0	0	0	0	0	0	0
Nov 10	at AFA	0	0	0	0	0	0	0	0
Nov 16	BSU	0	0	0	0	0	0	0	0
Nov 24	WYO				Did Not Play				
<b>TOTAL</b>		<b>7</b>	<b>23</b>	<b>0</b>	<b>6</b>	<b>0</b>	<b>0</b>	<b>0</b>	<b>0</b>

2019

Date	Opponent	Rush	Yds	TD	LG	Rec	Yds	TD	LG
Aug 31	SHSU	0	0	0	0	0	0	0	0
Sept 14	at ND	0	0	0	0	0	0	0	0
Sept 21	NMSU	0	0	0	0	0	0	0	0
Sept 28	at LIBERTY	0	0	0	0	0	0	0	0
Oct 4	at SJSU	0	0	0	0	0	0	0	0
Oct 11	CSU	0	0	0	0	0	0	0	0
Oct 19	at WYO	0	0	0	0	0	0	0	0
Oct 26	HAW	0	0	0	0	0	0	0	0
Nov 2	at NEV	0	0	0	0	0	0	0	0
Nov 16	at BSU	4	20	1	13	0	0	0	0
Nov 23	AFA	5	29	0	13	0	0	0	0
Nov 30	USU								
<b>TOTAL</b>		<b>9</b>	<b>49</b>	<b>1</b>	<b>13</b>	<b>0</b>	<b>0</b>	<b>0</b>	<b>0</b>
<b>CAREER</b>		<b>16</b>	<b>72</b>	<b>1</b>	<b>13</b>	<b>0</b>	<b>0</b>	<b>0</b>	<b>0</b>

## RB - #33 Javohn Jones

2016

Date	Opponent	Rush	Yds	TD	LG	Rec	Yds	TD	LG
Sept 1	USD	1	-1	0	0	0	0	0	0
Sept 10	at NMSU				Did Not Play				
Sept 17	at RU				Did Not Play				
Oct 1	SJSU				Did Not Play				
Oct 7	BSU				Did Not Play				
Oct 15	vs. AFA				Did Not Play				
Oct 22	ULM	5	38	0	11	0	0	0	0
Oct 29	at UH				Did Not Play				
Nov 5	NEV				Did Not Play				
Nov 12	at USU				Did Not Play				
Nov 19	at CSU				Did Not Play				
Nov 26	WYO				Did Not Play				
Dec 17	UTSA				Did Not Play				
<b>TOTAL</b>		<b>6</b>	<b>37</b>	<b>0</b>	<b>11</b>	<b>0</b>	<b>0</b>	<b>0</b>	<b>0</b>

2017

Date	Opponent	Rush	Yds	TD	LG	Rec	Yds	TD	LG
Sept 2	ACU	0	0	0	0	0	0	0	0
Sept 9	NMSU				Did Not Play				
Sept 14	at BSU				Did Not Play				
Sept 23	at Tulsa				Did Not Play				
Sept 30	AFA				Did Not Play				
Oct 14	at FS				Did Not Play				
Oct 20	CSU				Did Not Play				
Oct 28	at WYO				Did Not Play				
Nov 4	USU				Did Not Play				
Nov 11	TA&M	0	0	0	0	0	0	0	0
Nov 17	UNLV				Did Not Play				
Nov 24	at SDSU	0	0	0	0	0	0	0	0
<b>TOTAL</b>		<b>0</b>	<b>0</b>	<b>0</b>	<b>0</b>	<b>0</b>	<b>0</b>	<b>0</b>	<b>0</b>

2018

Date	Opponent	Rush	Yds	TD	LG	Rec	Yds	TD	LG
Sept 1	UIW				Did Not Play				
Sept 8	at WISC				Did Not Play				
Sept 15	at NMSU				Did Not Play				
Sept 29	LIBERTY	0	0	0	0	0	0	0	0
Oct 6	at UNLV	3	4	0	4	0	0	0	0
Oct 13	at CSU	0	0	0	0	0	0	0	0
Oct 20	FS	0	0	0	0	0	0	0	0
Oct 27	at USU	0	0	0	0	0	0	0	0
Nov 3	SDSU				Did Not Play				
Nov 10	at AFA	0	0	0	0	0	0	0	0
Nov 16	BSU	0	0	0	0	0	0	0	0
Nov 24	WYO	0	0	0	0	0	0	0	0
<b>TOTAL</b>		<b>3</b>	<b>4</b>	<b>0</b>	<b>4</b>	<b>0</b>	<b>0</b>	<b>0</b>	<b>0</b>

2019

Date	Opponent	Rush	Yds	TD	LG	Rec	Yds	TD	LG
Aug 31	SHSU	3	11	0	9	0	0	0	0
Sept 14	at ND	5	15	0	11	0	0	0	0
Sept 21	NMSU				Did Not Play				
Sept 28	at LIBERTY				Did Not Play				
Oct 4	at SJSU	1	4	0	4	0	0	0	0
Oct 11	CSU	0	0	0	0	1	3	0	3
Oct 19	at WYO				Did Not Play				
Oct 26	HAW				Did Not Play				
Nov 2	at NEV				Did Not Play				
Nov 16	at BSU				Did Not Play				
Nov 23	AFA				Did Not Play				
Nov 30	USU								
<b>TOTAL</b>		<b>9</b>	<b>30</b>	<b>0</b>	<b>11</b>	<b>1</b>	<b>3</b>	<b>0</b>	<b>3</b>
<b>CAREER</b>		<b>18</b>	<b>71</b>	<b>0</b>	<b>11</b>	<b>1</b>	<b>3</b>	<b>0</b>	<b>3</b>

## RB - #34 Bobby Cole

2018

Date	Opponent	Rush	Yds	TD	LG	Rec	Yds	TD	LG
Sept 1	UIW	0	0	0	0	0	0	0	0
Sept 8	at WISC	0	0	0	0	0	0	0	0
Sept 15	at NMSU				Did Not Play				
Sept 29	LIBERTY				Did Not Play				
Oct 6	at UNLV				Did Not Play				
Oct 13	at CSU				Did Not Play				
Oct 20	FS				Did Not Play				
Oct 27	at USU				Did Not Play				
Nov 3	SDSU				Did Not Play				
Nov 10	at AFA				Did Not Play				
Nov 16	BSU				Did Not Play				
Nov 24	WYO				Did Not Play				
TOTAL		0	0	0	0	0	0	0	0

## WR - #7 Anselem Umeh

2017

Date	Opponent	Rush	Yds	TD	LG	Rec	Yds	TD	LG
Sept 2	ACU	0	0	0	0	0	0	0	0
Sept 9	NMSU	0	0	0	0	0	0	0	0
Sept 14	at BSU	0	0	0	0	1	14	1	14
Sept 23	at Tulsa	0	0	0	0	0	0	0	0
Sept 30	AFA	0	0	0	0	0	0	0	0
Oct 14	at FS	0	0	0	0	2	45	0	23
Oct 20	CSU				Did Not Play				
Oct 28	at WYO				Did Not Play				
Nov 4	USU	0	0	0	0	0	0	0	0
Nov 11	TA&M	0	0	0	0	0	0	0	0
Nov 17	UNLV	0	0	0	0	0	0	0	0
Nov 24	at SDSU	0	0	0	0	0	0	0	0
<b>TOTAL</b>		<b>0</b>	<b>0</b>	<b>0</b>	<b>0</b>	<b>3</b>	<b>59</b>	<b>1</b>	<b>23</b>

2018

Date	Opponent	Rush	Yds	TD	LG	Rec	Yds	TD	LG
Sept 1	UIW	0	0	0	0	2	37	0	37
Sept 8	at WISC	0	0	0	0	2	20	0	11
Sept 15	at NMSU	0	0	0	0	2	28	0	22
Sept 29	LIBERTY	0	0	0	0	1	6	0	6
Oct 6	at UNLV	0	0	0	0	1	26	1	26
Oct 13	at CSU	0	0	0	0	2	66	0	52
Oct 20	FS	0	0	0	0	2	44	0	26
Oct 27	at USU				Did Not Play				
Nov 3	SDSU	0	0	0	0	1	12	1	12
Nov 10	at AFA	0	0	0	0	3	77	0	56
Nov 16	BSU	0	0	0	0	0	0	0	0
Nov 24	WYO	0	0	0	0	0	0	0	0
<b>TOTAL</b>		<b>0</b>	<b>0</b>	<b>0</b>	<b>0</b>	<b>16</b>	<b>316</b>	<b>2</b>	<b>56</b>

2019

Date	Opponent	Rush	Yds	TD	LG	Rec	Yds	TD	LG
Aug 31	SHSU	0	0	0	0	1	9	0	9
Sept 14	at ND	0	0	0	0	0	0	0	0
Sept 21	NMSU	0	0	0	0	3	42	0	17
Sept 28	at LIBERTY	0	0	0	0	0	0	0	0
Oct 4	at SJSU	0	0	0	0	1	5	0	5
Oct 11	CSU				Did Not Play				
Oct 19	at WYO	0	0	0	0	1	8	0	8
Oct 26	HAW	0	0	0	0	6	92	0	40
Nov 2	at NEV	0	0	0	0	4	64	0	30
Nov 16	at BSU	0	0	0	0	3	31	0	11
Nov 23	AFA	0	0	0	0	1	5	0	5
Nov 30	USU								
<b>TOTAL</b>		<b>0</b>	<b>0</b>	<b>0</b>	<b>0</b>	<b>20</b>	<b>256</b>	<b>0</b>	<b>40</b>
<b>CAREER</b>		<b>0</b>	<b>0</b>	<b>0</b>	<b>0</b>	<b>39</b>	<b>631</b>	<b>3</b>	<b>56</b>

## WR - #9 Jordan Kress

2019

Date	Opponent	Rush	Yds	TD	LG	Rec	Yds	TD	LG
Aug 31	SHSU	0	0	0	0	1	47	0	47
Sept 14	at ND	0	0	0	0	0	0	0	0
Sept 21	NMSU	0	0	0	0	3	122	2	55
Sept 28	at LIBERTY	0	0	0	0	0	0	0	0
Oct 4	at SJSU	0	0	0	0	2	46	1	34
Oct 11	CSU	0	0	0	0	0	0	0	0
Oct 19	at WYO	0	0	0	0	4	94	0	28
Oct 26	HAW	0	0	0	0	4	100	1	59
Nov 2	at NEV	0	0	0	0	4	40	0	26
Nov 16	at BSU	0	0	0	0	4	41	0	26
Nov 23	AFA	0	0	0	0	3	24	1	13
Nov 30	USU								
<b>TOTAL</b>		<b>0</b>	<b>0</b>	<b>0</b>	<b>0</b>	<b>25</b>	<b>514</b>	<b>5</b>	<b>59</b>

## WR - #11 Cedric Patterson III

2018

Date	Opponent	Rush	Yds	TD	LG	Rec	Yds	TD	LG
Sept 1	UIW				Did Not Play				
Sept 8	at WISC				Did Not Play				
Sept 15	at NMSU				Did Not Play				
Sept 29	LIBERTY				Did Not Play				
Oct 6	at UNLV				Did Not Play				
Oct 13	at CSU				Did Not Play				
Oct 20	FS				Did Not Play				
Oct 27	at USU	0	0	0	0	0	0	0	0
Nov 3	SDSU				Did Not Play				
Nov 10	at AFA	0	0	0	0	0	0	0	0
Nov 16	BSU				Did Not Play				
Nov 24	WYO	0	0	0	0	0	0	0	0
<b>TOTAL</b>		<b>0</b>	<b>0</b>	<b>0</b>	<b>0</b>	<b>0</b>	<b>0</b>	<b>0</b>	<b>0</b>

2019

Date	Opponent	Rush	Yds	TD	LG	Rec	Yds	TD	LG
Aug 31	SHSU	0	0	0	0	0	0	0	0
Sept 14	at ND	0	0	0	0	0	0	0	0
Sept 21	NMSU	0	0	0	0	2	72	1	62
Sept 28	at LIBERTY	0	0	0	0	1	22	0	22
Oct 4	at SJSU	0	0	0	0	1	38	1	38
Oct 11	CSU	0	0	0	0	0	0	0	0
Oct 19	at WYO	0	0	0	0	0	0	0	0
Oct 26	HAW	0	0	0	0	1	7	0	7
Nov 2	at NEV	0	0	0	0	0	0	0	0
Nov 16	at BSU	0	0	0	0	0	0	0	0
Nov 23	AFA	2	1	0	5	2	29	0	15
Nov 30	USU								
<b>TOTAL</b>		<b>2</b>	<b>1</b>	<b>0</b>	<b>5</b>	<b>7</b>	<b>168</b>	<b>2</b>	<b>62</b>
<b>CAREER</b>		<b>2</b>	<b>1</b>	<b>0</b>	<b>5</b>	<b>7</b>	<b>168</b>	<b>2</b>	<b>62</b>

## WR - #13 Aaron Molina

2017

Date	Opponent	Rush	Yds	TD	LG	Rec	Yds	TD	LG
Sept 2	ACU	0	0	0	0	0	0	0	0
Sept 9	NMSU	0	0	0	0	0	0	0	0
Sept 14	at BSU				Did Not Play				
Sept 23	at Tulsa				Did Not Play				
Sept 30	AFA				Did Not Play				
Oct 14	at FS	0	0	0	0	1	8	0	8
Oct 20	CSU	0	0	0	0	1	12	1	12
Oct 28	at WYO	0	0	0	0	0	0	0	0
Nov 4	USU	0	0	0	0	0	0	0	0
Nov 11	TA&M	0	0	0	0	0	0	0	0
Nov 17	UNLV	0	0	0	0	0	0	0	0
Nov 24	at SDSU	0	0	0	0	0	0	0	0
<b>TOTAL</b>		<b>0</b>	<b>0</b>	<b>0</b>	<b>0</b>	<b>2</b>	<b>20</b>	<b>1</b>	<b>12</b>

2018

Date	Opponent	Rush	Yds	TD	LG	Rec	Yds	TD	LG
Sept 1	UIW				Did Not Play				
Sept 8	at WISC	0	0	0	0	0	0	0	0
Sept 15	at NMSU	0	0	0	0	0	0	0	0
Sept 29	LIBERTY				Did Not Play				
Oct 6	at UNLV				Did Not Play				
Oct 13	at CSU				Did Not Play				
Oct 20	FS				Did Not Play				
Oct 27	at USU	0	0	0	0	3	49	0	31
Nov 3	SDSU				Did Not Play				
Nov 10	at AFA				Did Not Play				
Nov 16	BSU	0	0	0	0	1	15	0	15
Nov 24	WYO								
<b>TOTAL</b>		<b>0</b>	<b>0</b>	<b>0</b>	<b>0</b>	<b>4</b>	<b>64</b>	<b>0</b>	<b>31</b>

2019

Date	Opponent	Rush	Yds	TD	LG	Rec	Yds	TD	LG
Aug 31	SHSU	0	0	0	0	3	40	0	17
Sept 14	at ND	0	0	0	0	2	79	0	41
Sept 21	NMSU	0	0	0	0	0	0	0	0
Sept 28	at LIBERTY	0	0	0	0	2	28	1	14
Oct 4	at SJSU	0	0	0	0	0	0	0	0
Oct 11	CSU	0	0	0	0	1	20	0	20
Oct 19	at WYO	0	0	0	0	3	35	1	21
Oct 26	HAW	0	0	0	0	0	0	0	0
Nov 2	at NEV				Did Not Play				
Nov 16	at BSU				Did Not Play				
Nov 23	AFA	0	0	0	0	1	27	1	27
Nov 30	USU								
<b>TOTAL</b>		<b>0</b>	<b>0</b>	<b>0</b>	<b>0</b>	<b>12</b>	<b>229</b>	<b>2</b>	<b>41</b>
<b>CAREER</b>		<b>0</b>	<b>0</b>	<b>0</b>	<b>0</b>	<b>18</b>	<b>313</b>	<b>4</b>	<b>41</b>

## WR - #15 Q' Drennan

2016

Date	Opponent	Rush	Yds	TD	LG	Rec	Yds	TD	LG
Sept 1	USD	0	0	0	0	1	26	1	26
Sept 10	at NMSU	0	0	0	0	0	0	0	0
Sept 17	at RU	0	0	0	0	3	23	0	11
Oct 1	SJSU	1	10	0	10	0	0	0	0
Oct 7	BSU	0	0	0	0	1	11	0	11
Oct 15	vs. AFA	0	0	0	0	2	58	1	45
Oct 22	ULM	0	0	0	0	1	39	0	39
Oct 29	at UH	0	0	0	0	0	0	0	0
Nov 5	NEV	0	0	0	0	0	0	0	0
Nov 12	at USU	0	0	0	0	2	78	0	41
Nov 19	at CSU	0	0	0	0	0	0	0	0
Nov 26	WYO	0	0	0	0	1	49	1	49
Dec 17	UTSA	0	0	0	0	0	0	0	0
<b>TOTAL</b>		<b>1</b>	<b>10</b>	<b>0</b>	<b>10</b>	<b>11</b>	<b>284</b>	<b>3</b>	<b>49</b>

2017

Date	Opponent	Rush	Yds	TD	LG	Rec	Yds	TD	LG
Sept 2	ACU	0	0	0	0	1	42	0	42
Sept 9	NMSU	0	0	0	0	0	0	0	0
Sept 14	at BSU	0	0	0	0	0	0	0	0
Sept 23	at Tulsa	0	0	0	0	1	6	0	6
Sept 30	AFA	0	0	0	0	0	0	0	0
Oct 14	at FS	0	0	0	0	2	49	0	36
Oct 20	CSU	0	0	0	0	2	63	0	47
Oct 28	at WYO	0	0	0	0	1	4	0	4
Nov 4	USU	0	0	0	0	1	19	0	19
Nov 11	TA&M	0	0	0	0	0	0	0	0
Nov 17	UNLV	0	0	0	0	0	0	0	0
Nov 24	at SDSU	0	0	0	0	1	-1	0	0
<b>TOTAL</b>		<b>0</b>	<b>0</b>	<b>0</b>	<b>0</b>	<b>9</b>	<b>185</b>	<b>0</b>	<b>47</b>

2018

Date	Opponent	Rush	Yds	TD
------	----------	------	-----	----

## WR - #19 Thomas Vieira

2017

Date	Opponent	Rush	Yds	TD	LG	Rec	Yds	TD	LG
Sept 2	ACU				Did Not Play				
Sept 9	NMSU				Did Not Play				
Sept 14	at BSU				Did Not Play				
Sept 23	at Tulsa				Did Not Play				
Sept 30	AFA				Did Not Play				
Oct 14	at FS				Did Not Play				
Oct 20	CSU				Did Not Play				
Oct 28	at WYO				Did Not Play				
Nov 4	USU	0	0	0	0	0	0	0	0
Nov 11	TA&M	0	0	0	0	0	0	0	0
Nov 17	UNLV	0	0	0	0	0	0	0	0
Nov 24	at SDSU	0	0	0	0	0	0	0	0
<b>TOTAL</b>		<b>0</b>	<b>0</b>	<b>0</b>	<b>0</b>	<b>0</b>	<b>0</b>	<b>0</b>	<b>0</b>

2018

Date	Opponent	Rush	Yds	TD	LG	Rec	Yds	TD	LG
Sept 1	UIW	0	0	0	0	0	0	0	0
Sept 8	at WISC	0	0	0	0	0	0	0	0
Sept 15	at NMSU	0	0	0	0	0	0	0	0
Sept 29	LIBERTY	0	0	0	0	0	0	0	0
Oct 6	at UNLV	0	0	0	0	0	0	0	0
Oct 13	at CSU	0	0	0	0	0	0	0	0
Oct 20	FS	0	0	0	0	0	0	0	0
Oct 27	at USU	0	0	0	0	0	0	0	0
Nov 3	SDSU	0	0	0	0	0	0	0	0
Nov 10	at AFA	0	0	0	0	0	0	0	0
Nov 16	BSU	0	0	0	0	0	0	0	0
Nov 24	WYO	0	0	0	0	0	0	0	0
<b>TOTAL</b>		<b>0</b>	<b>0</b>	<b>0</b>	<b>0</b>	<b>0</b>	<b>0</b>	<b>0</b>	<b>0</b>

2019

Date	Opponent	Rush	Yds	TD	LG	Rec	Yds	TD	LG
Aug 31	SHSU	0	0	0	0	0	0	0	0
Sept 14	at ND	0	0	0	0	0	0	0	0
Sept 21	NMSU	0	0	0	0	0	0	0	0
Sept 28	at LIBERTY	0	0	0	0	0	0	0	0
Oct 4	at SJSU	0	0	0	0	0	0	0	0
Oct 11	CSU	0	0	0	0	0	0	0	0
Oct 19	at WYO	1	4	0	4	1	11	0	11
Oct 26	HAW	0	0	0	0	1	2	0	2
Nov 2	at NEV	0	0	0	0	0	0	0	0
Nov 16	at BSU	0	0	0	0	1	8	0	8
Nov 23	AFA	0	0	0	0	0	0	0	0
Nov 30	USU								
<b>TOTAL</b>		<b>1</b>	<b>4</b>	<b>0</b>	<b>4</b>	<b>3</b>	<b>21</b>	<b>0</b>	<b>11</b>
<b>CAREER</b>		<b>1</b>	<b>4</b>	<b>0</b>	<b>4</b>	<b>3</b>	<b>21</b>	<b>0</b>	<b>11</b>

## WR - #20 Reece Wilkinson

2019

Date	Opponent	Rush	Yds	TD	LG	Rec	Yds	TD	LG
Aug 31	SHSU				Did Not Play				
Sept 14	at ND				Did Not Play				
Sept 21	NMSU				Did Not Play				
Sept 28	at LIBERTY				Did Not Play				
Oct 4	at SJSU				Did Not Play				
Oct 11	CSU				Did Not Play				
Oct 19	at WYO				Did Not Play				
Oct 26	HAW				Did Not Play				
Nov 2	at NEV				Did Not Play				
Nov 16	at BSU				Did Not Play				
Nov 23	AFA				Did Not Play				
Nov 30	USU				Did Not Play				
<b>TOTAL</b>		<b>0</b>	<b>0</b>	<b>0</b>	<b>0</b>	<b>0</b>	<b>0</b>	<b>0</b>	<b>0</b>

## WR - #23 Jay Griffin IV

2017

Date	Opponent	Rush	Yds	TD	LG	Rec	Yds	TD	LG
Sept 2	ACU	0	0	0	0	2	36	1	37
Sept 9	NMSU	1	61	1	61	5	95	1	20
Sept 14	at BSU	1	7	0	7	0	0	0	0
Sept 23	at Tulsa	1	20	0	20	1	3	0	3
Sept 30	AFA	1	4	0	4	2	75	1	71
Oct 14	at FS	3	7	0	3	2	13	0	5
Oct 20	CSU	2	3	0	6	0	0	0	0
Oct 28	at WYO	0	0	0	0	2	11	0	6
Nov 4	USU	0	0	0	0	5	35	0	10
Nov 11	TA&M	0	0	0	0	4	15	0	7
Nov 17	UNLV	3	14	0	7	0	0	0	0
Nov 24	at SDSU	1	0	0	0	6	110	1	62
<b>TOTAL</b>		<b>13</b>	<b>126</b>	<b>1</b>	<b>61</b>	<b>29</b>	<b>393</b>	<b>4</b>	<b>71</b>

2018

Date	Opponent	Rush	Yds	TD	LG	Rec	Yds	TD	LG
Sept 1	UIW	0	0	0	0	2	43	0	34
Sept 8	at WISC	0	0	0	0	3	34	0	15
Sept 15	at NMSU	0	0	0	0	1	3	0	3
Sept 29	LIBERTY	0	0	0	0	1	13	0	13
Oct 6	at UNLV	1	9	0	9	3	30	0	13
Oct 13	at CSU	0	0	0	0	1	-1	0	0
Oct 20	FS	0	0	0	0	2	-1	0	3
Oct 27	at USU	0	0	0	0	3	30	0	20
Nov 3	SDSU	0	0	0	0	2	10	0	12
Nov 10	at AFA	0	0	0	0	2	8	0	8
Nov 16	BSU	0	0	0	0	1	-1	0	0
Nov 24	WYO	0	0	0	0	0	0	0	0
<b>TOTAL</b>		<b>1</b>	<b>9</b>	<b>0</b>	<b>9</b>	<b>19</b>	<b>168</b>	<b>0</b>	<b>34</b>

2019

Date	Opponent	Rush	Yds	TD	LG	Rec	Yds	TD	LG
Aug 31	SHSU	1	2	0	2	2	36	0	25
Sept 14	at ND	1	8	0	8	3	27	0	14
Sept 21	NMSU	0	0	0	0	1	-2	0	0
Sept 28	at LIBERTY	1	2	0	2	2	28	0	14
Oct 4	at SJSU	0	0	0	0	1	10	0	10
Oct 11	CSU				Did Not Play				
Oct 19	at WYO				Did Not Play				
Oct 26	HAW	0	0	0	0	4	19	0	10
Nov 2	at NEV				Did Not Play				
Nov 16	at BSU				Did Not Play				
Nov 23	AFA				Did Not Play				
Nov 30	USU								
<b>TOTAL</b>		<b>3</b>	<b>12</b>	<b>0</b>	<b>8</b>	<b>13</b>	<b>118</b>	<b>0</b>	<b>25</b>
<b>CAREER</b>		<b>17</b>	<b>147</b>	<b>1</b>	<b>61</b>	<b>61</b>	<b>678</b>	<b>4</b>	<b>71</b>

## WR - #27 Nick Foster

2019

Date	Opponent	Rush	Yds	TD	LG	Rec	Yds	TD	LG
Aug 31	SHSU				Did Not Play				
Sept 14	at ND				Did Not Play				
Sept 21	NMSU	0	0	0	0	0	0	0	0
Sept 28	at LIBERTY				Did Not Play				
Oct 4	at SJSU				Did Not Play				
Oct 11	CSU				Did Not Play				
Oct 19	at WYO				Did Not Play				
Oct 26	HAW				Did Not Play				
Nov 2	at NEV				Did Not Play				
Nov 16	at BSU				Did Not Play				
Nov 23	AFA	0	0	0	0	0	0	0	0
Nov 30	USU								
<b>TOTAL</b>		<b>0</b>	<b>0</b>	<b>0</b>	<b>0</b>	<b>0</b>	<b>0</b>	<b>0</b>	<b>0</b>

## WR - #80 Anu Somoye

2016

Date	Opponent	Rush	Yds	TD	LG	Rec	Yds	TD	LG
Sept 1	USD	0	0	0	0	0	0	0	0
Sept 10	at NMSU	0	0	0	0	0	0	0	0
Sept 17	at RU	0	0	0	0	1	25	0	25
Oct 1	SJSU	0	0	0	0	0	0	0	0
Oct 7	BSU	0	0	0	0	1	12	1	12
Oct 15	vs. AFA	0	0	0	0	0	0	0	0
Oct 22	ULM	0	0	0	0	0	0	0	0
Oct 29	at UH	0	0	0	0	0	0	0	0
Nov 5	NEV	0	0	0	0	0	0	0	0
Nov 12	at USU	0	0	0	0	0	0	0	0
Nov 19	at CSU	0	0	0	0	0	0	0	0
Nov 26	WYO	0	0	0	0	0	0	0	0
Dec 17	UTSA	0	0	0	0	0	0	0	0
<b>TOTAL</b>		<b>0</b>	<b>0</b>	<b>0</b>	<b>0</b>	<b>2</b>	<b>37</b>	<b>1</b>	<b>25</b>

2017

Date	Opponent	Rush	Yds	TD	LG	Rec	Yds	TD	LG
Sept 2	ACU	0	0	0	0	0	0	0	0
Sept 9	NMSU	0	0	0	0	0	0	0	0
Sept 14	at BSU	0	0	0	0	0	0	0	0
Sept 23	at Tulsa				Did Not Play				
Sept 30	AFA	0	0	0	0	0	0	0	0
Oct 14	at FS	0	0	0	0	0	0	0	0
Oct 20	CSU	0	0	0	0	0	0	0	0
Oct 28	at WYO	0	0	0	0	0	0	0	0
Nov 4	USU	0	0	0	0	0	0	0	0
Nov 11	TA&M	0	0	0	0	0	0	0	0
Nov 17	UNLV	0	0	0	0	0	0	0	0
Nov 24	at SDSU	0	0	0	0	0	0	0	0
<b>TOTAL</b>		<b>0</b>	<b>0</b>	<b>0</b>	<b>0</b>	<b>0</b>	<b>0</b>	<b>0</b>	<b>0</b>

2018

Date	Opponent	Rush	Yds	TD	LG	Rec	Yds	TD	LG
Sept 1	UIW	0	0	0	0	2	34	1	22
Sept 8	at WISC	0	0	0	0	0	0	0	0
Sept 15	at NMSU	0	0	0	0	0	0	0	0
Sept 29	LIBERTY	0	0	0	0	2	36	0	31
Oct 6	at UNLV	0	0	0	0	0	0	0	0
Oct 13	at CSU	0	0	0	0	0	0	0	0
Oct 20	FS	0	0	0	0	0	0	0	0
Oct 27	at USU	0	0	0	0	2	15	0	8
Nov 3	SDSU				Did Not Play				
Nov 10	at AFA	0	0	0	0	0	0	0	0
Nov 16	BSU	0	0	0	0	0	0	0	0
Nov 24	WYO	0	0	0	0	1	19	0	19
<b>TOTAL</b>		<b>0</b>	<b>0</b>	<b>0</b>	<b>0</b>	<b>7</b>	<b>104</b>	<b>1</b>	<b>31</b>

2019

Date	Opponent	Rush	Yds	TD	LG	Rec	Yds	TD	LG
Aug 31	SHSU	0	0	0	0	3	62	0	29
Sept 14	at ND	0	0	0	0	0	0	0	0
Sept 21	NMSU	0	0	0	0	1	5	0	5
Sept 28	at LIBERTY	0	0	0	0	0	0	0	0
Oct 4	at SJSU	0	0	0	0	0	0	0	0
Oct 11	CSU	0	0	0	0	0	0	0	0
Oct 19	at WYO	0	0	0	0	0	0	0	0
Oct 26	HAW	0	0	0	0	1	9	1	9
Nov 2	at NEV	0	0	0	0	0	0	0	0
Nov 16	at BSU	0	0	0	0	0	0	0	0
Nov 23	AFA	Did Not Play							
Nov 30	USU								
<b>TOTAL</b>		<b>0</b>	<b>0</b>	<b>0</b>	<b>0</b>	<b>5</b>	<b>76</b>	<b>1</b>	<b>29</b>
<b>CAREER</b>		<b>0</b>	<b>0</b>	<b>0</b>	<b>0</b>	<b>14</b>	<b>217</b>	<b>3</b>	<b>31</b>



Date	Opponent	Rush	Yds	TD	LG	Rec	Yds	TD	LG
Sept 2	ACU	0	0	0	0	0	0	0	0
Sept 9	NMSU				Did Not Play				
Sept 14	at BSU	0	0	0	0	0	0	0	0
Sept 23	at Tulsa	0	0	0	0	0	0	0	0
Sept 30	AFA	0	0	0	0	0	0	0	0
Oct 14	at FS	0	0	0	0	0	0	0	0
Oct 20	CSU	0	0	0	0	0	0	0	0
Oct 28	at WYO	0	0	0	0	0	0	0	0
Nov 4	USU	0	0	0	0	0	0	0	0
Nov 11	TA&M	0	0	0	0	0	0	0	0
Nov 17	UNLV	0	0	0	0	0	0	0	0
Nov 24	at SDSU	0	0	0	0	0	0	0	0
<b>TOTAL</b>		<b>0</b>	<b>0</b>	<b>0</b>	<b>0</b>	<b>0</b>	<b>0</b>	<b>0</b>	<b>0</b>

Date	Opponent	Rush	Yds	TD	LG	Rec	Yds	TD	LG
Sept 1	UIW	0	0	0	0	0	0	0	0
Sept 8	at WISC	0	0	0	0	0	0	0	0
Sept 15	at NMSU				Did Not Play				
Sept 29	LIBERTY	0	0	0	0	0	0	0	0
Oct 6	at UNLV	0	0	0	0	0	0	0	0
Oct 13	at CSU	0	0	0	0	0	0	0	0
Oct 20	FS	0	0	0	0	0	0	0	0
Oct 27	at USU	0	0	0	0	0	0	0	0
Nov 3	SDSU	0	0	0	0	0	0	0	0
Nov 10	at AFA	0	0	0	0	0	0	0	0
Nov 16	BSU	0	0	0	0	0	0	0	0
Nov 24	WYO	0	0	0	0	0	0	0	0
<b>TOTAL</b>		<b>0</b>	<b>0</b>	<b>0</b>	<b>0</b>	<b>0</b>	<b>0</b>	<b>0</b>	<b>0</b>

Date	Opponent	Rush	Yds	TD	LG	Rec	Yds	TD	LG
Aug 31	SHSU	0	0	0	0	0	0	0	0
Sept 14	at ND	0	0	0	0	0	0	0	0
Sept 21	NMSU	0	0	0	0	0	0	0	0
Sept 28	at LIBERTY	0	0	0	0	0	0	0	0
Oct 4	at SJSU	0	0	0	0	0	0	0	0
Oct 11	CSU	0	0	0	0	0	0	0	0
Oct 19	at WYO	0	0	0	0	0	0	0	0
Oct 26	HAW	0	0	0	0	0	0	0	0
Nov 2	at NEV	0	0	0	0	0	0	0	0
Nov 16	at BSU	0	0	0	0	0	0	0	0
Nov 23	AFA	0	0	0	0	0	0	0	0
Nov 30	USU								
<b>TOTAL</b>		<b>0</b>	<b>0</b>	<b>0</b>	<b>0</b>	<b>0</b>	<b>0</b>	<b>0</b>	<b>0</b>
<b>CAREER</b>		<b>0</b>	<b>0</b>	<b>0</b>	<b>0</b>	<b>0</b>	<b>0</b>	<b>0</b>	<b>0</b>

## TE - #85 Kyle Jarvis

Date	Opponent	Rush	Yds	TD	LG	Rec	Yds	TD	LG
Aug 31	SHSU	0	0	0	0	0	0	0	0
Sept 14	at ND	0	0	0	0	0	0	0	0
Sept 21	NMSU	0	0	0	0	0	0	0	0
Sept 28	at LIBERTY	0	0	0	0	0	0	0	0
Oct 4	at SJSU	0	0	0	0	0	0	0	0
Oct 11	CSU	0	0	0	0	0	0	0	0
Oct 19	at WYO	0	0	0	0	0	0	0	0
Oct 26	HAW	0	0	0	0	0	0	0	0
Nov 2	at NEV	0	0	0	0	0	0	0	0
Nov 16	at BSU	0	0	0	0	0	0	0	0
Nov 23	AFA	0	0	0	0	0	0	0	0
Nov 30	USU								
<b>TOTAL</b>		<b>0</b>	<b>0</b>	<b>0</b>	<b>0</b>	<b>0</b>	<b>0</b>	<b>0</b>	<b>0</b>

## TE - #88 Marcus Williams

Date	Opponent	Rush	Yds	TD	LG	Rec	Yds	TD	LG
Sept 2	ACU	0	0	0	0	0	0	0	0
Sept 9	NMSU	0	0	0	0	0	0	0	0
Sept 14	at BSU	0	0	0	0	0	0	0	0
Sept 23	at Tulsa	0	0	0	0	0	0	0	0
Sept 30	AFA	0	0	0	0	0	0	0	0
Oct 14	at FS	0	0	0	0	0	0	0	0
Oct 20	CSU	0	0	0	0	1	27	0	27
Oct 28	at WYO	0	0	0	0	0	0	0	0
Nov 4	USU	0	0	0	0	0	0	0	0
Nov 11	TA&M	0	0	0	0	0	0	0	0
Nov 17	UNLV	0	0	0	0	0	0	0	0
Nov 24	at SDSU	0	0	0	0	0	0	0	0
<b>TOTAL</b>		<b>0</b>	<b>0</b>	<b>0</b>	<b>0</b>	<b>1</b>	<b>27</b>	<b>0</b>	<b>27</b>

Date	Opponent	Rush	Yds	TD	LG	Rec	Yds	TD	LG
Sept 1	UIW	0	0	0	0	2	43	2	33
Sept 8	at WISC	0	0	0	0	2	16	0	10
Sept 15	at NMSU	0	0	0	0	0	0	0	0
Sept 29	LIBERTY	0	0	0	0	3	32	1	18
Oct 6	at UNLV	0	0	0	0	1	7	0	7
Oct 13	at CSU				Did Not Play				
Oct 20	FS	0	0	0	0	1	7	0	7
Oct 27	at USU	0	0	0	0	2	17	0	14
Nov 3	SDSU				Did Not Play				
Nov 10	at AFA	0	0	0	0	1	7	0	7
Nov 16	BSU	0	0	0	0	1	9	0	9
Nov 24	WYO	0	0	0	0	0	0	0	0
<b>TOTAL</b>		<b>0</b>	<b>0</b>	<b>0</b>	<b>0</b>	<b>13</b>	<b>138</b>	<b>3</b>	<b>33</b>

Date	Opponent	Rush	Yds	TD	LG	Rec	Yds	TD	LG
Aug 31	SHSU	0	0	0	0	2	46	0	36
Sept 14	at ND	0	0	0	0	0	0	0	0
Sept 21	NMSU	0	0	0	0	2	73	0	42
Sept 28	at LIBERTY	0	0	0	0	3	33	0	18
Oct 4	at SJSU	0	0	0	0	2	38	0	24
Oct 11	CSU	0	0	0	0	5	58	0	16
Oct 19	at WYO	0	0	0	0	2	27	0	22
Oct 26	HAW	0	0	0	0	1	24	0	24
Nov 2	at NEV	0	0	0	0	6	74	0	24
Nov 16	at BSU	0	0	0	0	1	35	0	35
Nov 23	AFA	0	0	0	0	0	0	0	0
Nov 30	USU								
<b>TOTAL</b>		<b>0</b>	<b>0</b>	<b>0</b>	<b>0</b>	<b>24</b>	<b>408</b>	<b>0</b>	<b>42</b>
<b>CAREER</b>		<b>0</b>	<b>0</b>	<b>0</b>	<b>0</b>	<b>38</b>	<b>573</b>	<b>3</b>	<b>42</b>

## DB - #3 Patrick Peek

Date	Opponent	TKL	TFL-Yds	Sack-Yds	FF	FR-Yds	PBU	INT-yds	TD
Sept 1	UIW	2	0.0-0	0.0-0	0	0-0	0	0-0	0
Sept 8	at WISC	2	0.0-0	0.0-0	0	0-0	0	0-0	0
Sept 15	at NMSU	0	0.0-0	0.0-0	0	0-0	0	0-0	0
Sept 29	LIBERTY	0	0.0-0	0.0-0	0	0-0	0	0-0	0
Oct 6	at UNLV	4	0.0-0	0.0-0	0	0-0	0	0-0	0
Oct 13	at CSU	0	0.0-0	0.0-0	0	0-0	0	0-0	0
Oct 20	FS	1	0.0-0	0.0-0	0	0-0	0	0-0	0
Oct 27	at USU	7	1.0-3	0.0-0	1	0-0	0	0-0	0
Nov 3	SDSU	5	0.0-0	0.0-0	0	0-0	0	0-0	0
Nov 10	at AFA	1	0.0-0	0.0-0	0	0-0	0	0-0	0
Nov 16	BSU	1	0.0-0	0.0-0	0	0-0	0	0-0	0
Nov 24	WYO	2	0.0-0	0.0-0	0	0-0	0	0-0	0
<b>TOTAL</b>		<b>25</b>	<b>1.0-3</b>	<b>0.0-0</b>	<b>1</b>	<b>0-0</b>	<b>0</b>	<b>0-0</b>	<b>0</b>

Date	Opponent	TKL	TFL-Yds	Sack-Yds	FF	FR-Yds	PBU	INT-yds	TD
Aug 31	SHSU	7	1.0-1	0.0-0	0	0-0	0	0-0	0
Sept 14	at ND	3	0.0-0	0.0-0	0	0-0	0	0-0	0
Sept 21	NMSU	2	0.0-0	0.0-0	0	0-0	0	0-0	0
Sept 28	at LIBERTY	6	0.0-0	0.0-0	0	0-0	0	0-0	0
Oct 4	at SJSU								
Oct 11	CSU								
Oct 19	at WYO								
Oct 26	HAW								
Nov 2	at NEV								
Nov 16	at BSU								
Nov 23	AFA								
Nov 30	USU								
<b>TOTAL</b>		<b>18</b>	<b>1.0-1</b>	<b>0.0-0</b>	<b>0</b>	<b>0-0</b>	<b>0</b>	<b>0-0</b>	<b>0</b>
<b>CAREER</b>		<b>43</b>	<b>2.0-4</b>	<b>0.0-0</b>	<b>1</b>	<b>0-0</b>	<b>0</b>	<b>0-0</b>	<b>0</b>

## DB - #4 Shadrack Lowery

Date	Opponent	TKL	TFL-Yds	Sack-Yds	FF	FR-Yds	PBU	INT-yds	TD
Aug 31	SHSU	0	0.0-0	0.0-0	0	0-0	0	0-0	0
Sept 14	at ND	0	0.0-0	0.0-0	0	0-0	0	0-0	0
Sept 21	NMSU	0	0.0-0	0.0-0	0	0-0	0	0-0	0
Sept 28	at LIBERTY	0	0.0-0	0.0-0	0	0-0	0	0-0	0
Oct 4	at SJSU	0	0.0-0	0.0-0	0	0-0	0	0-0	0
Oct 11	CSU	0	0.0-0	0.0-0	0	0-0	0	0-0	0
Oct 19	at WYO	0	0.0-0	0.0-0	0	0-0	0	0-0	0
Oct 26	HAW	0	0.0-0	0.0-0	0	0-0	0	0-0	0
Nov 2	at NEV	0	0.0-0	0.0-0	0	0-0	0	0-0	0
Nov 16	at BSU	1	0.0-0	0.0-0	0	0-0	0	0-0	0
Nov 23	AFA	0	0.0-0	0.0-0	0	0-0	0	0-0	0
Nov 30	USU								
<b>TOTAL</b>		<b>1</b>	<b>0.0-0</b>	<b>0.0-0</b>	<b>0</b>	<b>0-0</b>	<b>0</b>	<b>0-0</b>	<b>0</b>

## CB - #6 De'John Rogers

2018									
Date	Opponent	TKL	TFL-Yds	Sack-Yds	FF	FR-Yds	PBU	INT-yds	TD
Sept 1	UIW	4	0.0-0	0.0-0	0	0-0	0	0-0	0
Sept 8	at WISC	1	0.0-0	0.0-0	0	0-0	0	0-0	0
Sept 15	at NMSU	5	0.0-0	0.0-0	0	0-0	1	1-28	0
Sept 29	LIBERTY	2	0.0-0	0.0-0	0	0-0	0	0-0	0
Oct 6	at UNLV	2	0.0-0	0.0-0	0	0-0	0	0-0	0
Oct 13	at CSU	1	0.0-0	0.0-0	0	0-0	1	0-0	0
Oct 20	FS	2	0.0-0	0.0-0	0	0-0	0	0-0	0
Oct 27	at USU	2	0.0-0	0.0-0	0	0-0	0	0-0	0
Nov 3	SDSU	3	0.0-0	0.0-0	0	0-0	0	0-0	0
Nov 10	at USU	Did Not Play							
Nov 16	BSU	4	0.0-0	0.0-0	0	0-0	0	0-0	0
Nov 24	WYO	0	0.0-0	0.0-0	0	0-0	0	0-0	0
TOTAL		26	0.0-0	0.0-0	0	0	2	1-28	0

## 2019

Date	Opponent	TKL	TFL-Yds	Sack-Yds	FF	FR-Yds	PBU	INT-yds	TD
Aug 31	SHSU	1	0.0-0	0.0-0	0	0-0	0	0-0	0
Sept 14	at ND			Did Not Play					
Sept 21	NMSU			Did Not Play					
Sept 28	at LIBERTY			Did Not Play					
Oct 4	at SJSU			Did Not Play					
Oct 11	CSU	0	0.0-0	0.0-0	0	0-0	0	0-0	0
Oct 19	at WYO	0	0.0-0	0.0-0	0	0-0	0	0-0	0
Oct 26	HAW	0	0.0-0	0.0-0	0	0-0	0	0-0	0
Nov 2	at NEV	0	0.0-0	0.0-0	0	0-0	0	0-0	0
Nov 16	at BSU	0	0.0-0	0.0-0	0	0-0	0	0-0	0
Nov 23	AFA			Did Not Play					
Nov 30	USU								
<b>TOTAL</b>		<b>1</b>	<b>0.0-0</b>	<b>0.0-0</b>	<b>0</b>	<b>0-0</b>	<b>0</b>	<b>0-0</b>	<b>0</b>
<b>CAREER</b>		<b>6</b>	<b>0.0-0</b>	<b>0.0-0</b>	<b>0</b>	<b>0-0</b>	<b>0</b>	<b>0-0</b>	<b>0</b>

## DB - #8 Donte Martin

Date	Opponent	TKL	TFL-Yds	Sack-Yds	FF	FR-Yds	PBU	INT-yds	TD
Sept 1	UIW			Did Not Play					
Sept 8	at WISC			Did Not Play					
Sept 15	at NMSU			Did Not Play					
Sept 29	LIBERTY			Did Not Play					
Oct 6	at UNLV			Did Not Play					
Oct 13	at CSU			Did Not Play					
Oct 20	FS			Did Not Play					
Oct 27	at USU			Did Not Play					
Nov 3	SDSU			Did Not Play					
Nov 10	at AFA	0	0.0-0	0.0-0	0	0-0	0	0-0	0
Nov 16	BSU	0	0.0-0	0.0-0	0	0-0	0	0-0	0
Nov 24	WYO	0	0.0-0	0.0-0	0	0-0	0	0-0	0
<b>TOTAL</b>		<b>0</b>	<b>0.0-0</b>	<b>0.0-0</b>	<b>0</b>	<b>0-0</b>	<b>0</b>	<b>0-0</b>	<b>0</b>

## 2019

Date	Opponent	TKL	TFL-Yds	Sack-Yds	FF	FR-Yds	PBU	INT-yds	TD
Aug 31	SHSU	3	0.0-0	0.0-0	0	0-0	0	0-0	0
Sept 14	at ND	1	0.0-0	0.0-0	0	0-0	1	0-0	0
Sept 21	NMSU	6	0.0-0	0.0-0	0	0-0	0	0-0	0
Sept 28	at LIBERTY	5	0.0-0	0.0-0	0	0-0	2	0-0	0
Oct 4	at SJSU	4	0.0-0	0.0-0	0	0-0	4	0-0	0
Oct 11	CSU	3	0.0-0	0.0-0	0	0-0	0	0-0	0
Oct 19	at WYO	3	2.0-2	0.0-0	0	0-0	0	0-0	0
Oct 26	HAW	2	0.0-0	0.0-0	0	0-0	0	0-0	0
Nov 2	at NEV	5	0.0-0	0.0-0	0	0-0	0	0-0	0
Nov 16	at BSU	4	0.0-0	0.0-0	0	0-0	0	0-0	0
Nov 23	AFA	2	0.0-0	0.0-0	0	0-0	0	0-0	0
Nov 30	USU								
<b>TOTAL</b>		<b>38</b>	<b>2.0-2</b>	<b>0.0-0</b>	<b>0</b>	<b>0-0</b>	<b>7</b>	<b>0-0</b>	<b>0</b>
<b>CAREER</b>		<b>38</b>	<b>2.0-2</b>	<b>0.0-0</b>	<b>0</b>	<b>0-0</b>	<b>7</b>	<b>0-0</b>	<b>0</b>

## DB - #9 Jerrick Reed II

Date	Opponent	TKL	TFL-Yds	Sack-Yds	FF	FR-Yds	PBU	INT-yds	TD
Aug 31	SHSU	3	0.0-0	0.0-0	0	0-0	0	0-0	0
Sept 14	at ND	3	0.0-0	0.0-0	0	0-0	0	0-0	0
Sept 21	NMSU	4	0.0-0	0.0-0	0	0-0	0	1-43	1
Sept 28	at LIBERTY	10	0.0-0	0.0-0	0	0-0	0	0-0	0
Oct 4	at SJSU	9	2.0-5	0.0-0	0	0-0	0	0-0	0
Oct 11	CSU	5	0.0-0	0.0-0	0	0-0	0	0-0	0
Oct 19	at WYO			Did Not Play					
Oct 26	HAW	5	0.0-0	0.0-0	0	0-0	1	0-0	0
Nov 2	at NEV	5	1.0-1	0.0-0	0	0-0	0	0-0	0
Nov 16	at BSU	2	0.0-0	0.0-0	0	0-0	0	0-0	0
Nov 23	AFA			Did Not Play					
Nov 30	USU								
<b>TOTAL</b>		<b>46</b>	<b>3.0-6</b>	<b>0.0-0</b>	<b>0</b>	<b>0-0</b>	<b>1</b>	<b>1-43</b>	<b>1</b>

## DB - #10 Eric Cuffee

Date	Opponent	TKL	TFL-Yds	Sack-Yds	FF	FR-Yds	PBU	INT-yds	TD
Aug 31	SHSU			Did Not Play					
Sept 14	at ND			Did Not Play					
Sept 21	NMSU	1	0.0-0	0.0-0	0	0-0	0	0-0	0
Sept 28	at LIBERTY			Did Not Play					
Oct 4	at SJSU			Did Not Play					
Oct 11	CSU			Did Not Play					
Oct 19	at WYO			Did Not Play					
Oct 26	HAW			Did Not Play					
Nov 2	at NEV			Did Not Play					
Nov 16	at BSU			Did Not Play					
Nov 23	AFA			Did Not Play					
Nov 30	USU								
<b>TOTAL</b>		<b>1</b>	<b>0.0-0</b>	<b>0.0-0</b>	<b>0</b>	<b>0-0</b>	<b>0</b>	<b>0-0</b>	<b>0</b>

## DB - #11 Kameron Miller

Date	Opponent	TKL	TFL-Yds	Sack-Yds	FF	FR-Yds	PBU	INT-yds	TD
Sept 2	ACU	0	0.0-0	0.0-0	0	0-0	0	0-0	0
Sept 9	NMSU			Did Not Play					
Sept 14	at BSU	0	0.0-0	0.0-0	0	0-0	0	0-0	0
Sept 23	at Tulsa	0	0.0-0	0.0-0	0	0-0	0	0-0	0
Sept 30	AFA	0	0.0-0	0.0-0	0	0-0	0	0-0	0
Oct 14	at FS	0	0.0-0	0.0-0	0	0-0	0	0-0	0
Oct 20	CSU	0	0.0-0	0.0-0	0	0-0	0	0-0	0
Oct 28	at WYO	0	0.0-0	0.0-0	0	0-0	0	0-0	0
Nov 4	USU	0	0.0-0	0.0-0	0	0-0	0	0-0	0
Nov 11	TA&M	0	0.0-0	0.0-0	0	0-0	0	0-0	0
Nov 17	UNLV	0	0.0-0	0.0-0	0	0-0	0	0-0	0
Nov 24	at SDSU	0	0.0-0	0.0-0	0	0-0	0	0-0	0
<b>TOTAL</b>		<b>0</b>	<b>0.0-0</b>	<b>0.0-0</b>	<b>0</b>	<b>0-0</b>	<b>0</b>	<b>0-0</b>	<b>0</b>

## 2018

Date	Opponent	TKL	TFL-Yds	Sack-Yds	FF	FR-Yds	PBU	INT-yds	TD
Sept 1	UIW	0	0.0-0	0.0-0	0	0-0	0	0-0	0
Sept 8	at WISC	0	0.0-0	0.0-0	0	0-0	0	0-0	0
Sept 15	at NMSU	0	0.0-0	0.0-0	0	0-0	0	0-0	0
Sept 29	LIBERTY	0	0.0-0	0.0-0	0	0-0	0	0-0	0
Oct 6	at UNLV	2	0.0-0	0.0-0	0	0-0	0	0-0	0
Oct 13	at CSU	0	0.0-0	0.0-0	0	0-0	0	0-0	0
Oct 20	FS	0	0.0-0	0.0-0	0	0-0	0	0-0	0
Oct 27	at USU	5	0.0-0	0.0-0	0	0-0	0	0-0	0
Nov 3	SDSU	0	0.0-0	0.0-0	0	0-0	0	0-0	0
Nov 10	at AFA	0	0.0-0	0.0-0	0	0-0	0	0-0	0
Nov 16	BSU	5	1.0-1	0.0-0	0	0-0	0	0-0	0
Nov 24	WYO	2	0.0-0	0.0-0	0	0-0	0	0-0	0
<b>TOTAL</b>		<b>14</b>	<b>1.0-1</b>	<b>0.0-0</b>	<b>0</b>	<b>0-0</b>	<b>0</b>	<b>0-0</b>	<b>0</b>

## 2019

Date	Opponent	TKL	TFL-Yds	Sack-Yds	FF	FR-Yds	PBU	INT-yds	TD
Aug 31	SHSU	5	0.0-0	0.0-0	0	0-0	0	0-0	0
Sept 14	at ND	2	0.0-0	0.0-0	0	0-0	0	0-0	0
Sept 21	NMSU	2	0.0-0	0.0-0	0	0-0	0	0-0	0
Sept 28	at LIBERTY	0	0.0-0	0.0-0	0	0-0	0	0-0	0
Oct 4	at SJSU	4	0.5-0	0.0-0	0	0-0	0	0-0	0
Oct 11	CSU	1	0.0-0	0.0-0	0	0-0	0	0-0	0
Oct 19	at WYO	3	0.0-0	0.0-0	0	0-0	0	0-0	0
Oct 26	HAW			Did Not Play					
Nov 2	at NEV	1	0.0-0	0.0-0	0	0-0	0	0-0	0
Nov 16	at BSU	3	0.0-0	0.0-0	0	0-0	0	0-0	0
Nov 23	AFA	4	0.0-0	0.0-0	0	0-0	0	0-0	0
Nov 30	USU								
<b>TOTAL</b>		<b>25</b>	<b>0.5-0</b>	<b>0.0-0</b>	<b>0</b>	<b>0-0</b>	<b>0</b>	<b>0-0</b>	<b>0</b>
<b>CAREER</b>		<b>39</b>	<b>1.5-1</b>	<b>0.0-0</b>	<b>0</b>	<b>0-0</b>	<b>0</b>	<b>0-0</b>	<b>0</b>

## DB - #13 Nico Bolden

Date	Opponent	TKL	TFL-Yds	Sack-Yds	FF	FR-Yds	PBU	INT-yds	TD
Sept 1	UIW	0	0.0-0	0.0-0	0	0-0	0	0-0	0
Sept 8	at WISC	0	0.0-0	0.0-0	0	0-0	0	0-0	0
Sept 15	at NMSU	0	0.0-0	0.0-0	0	0-0	0	0-0	0
Sept 29	LIBERTY	0	0.0-0	0.0-0	0	0-0	0	0-0	0
Oct 6	at UNLV	0	0.0-0	0.0-0	0	0-0	0	0-0	0
Oct 13	at CSU	1	0.0-0	0.0-0	0	0-0	0	0-0	0
Oct 20	FS	0	0.0-0	0.0-0	0	0-0	0	0-0	0
Oct 27	at USU	3	0.0-0	0.0-0	0	0-0	0	0-0	0
Nov 3	SDSU	2	0.0-0	0.0-0	0	0-0	0	0-0	0
Nov 10	at AFA	0	0.0-0	0.0-0	0	0-0	0	0-0	0
Nov 16	BSU			Did Not Play					
Nov 24	WYO			Did Not Play					
<b>TOTAL</b>		<b>6</b>	<b>0.0-0</b>	<b>0.0-0</b>	<b>0</b>	<b>0-0</b>	<b>0</b>	<b>0-0</b>	<b>0</b>

## 2019

Date	Opponent	TKL	TFL-Yds	Sack-Yds	FF	FR-Yds	PBU	INT-yds	TD
Aug 31	SHSU	1	0.0-0	0.0-0	0	0-0	0	0-0	0
Sept 14	at ND	0	0.0-0	0.0-0	0	0-0	0	0-0	0
Sept 21	NMSU			Did Not Play					
Sept 28	at LIBERTY	0	0.0-0	0.0-0	0	0-0	0	0-0	0
Oct 4	at SJSU	0	0.0-0	0.0-0	0	0-0	0	0-0	0
Oct 11	CSU	1	0.0-0	0.0-0	0	0-0	0	0-0	0
Oct 19	at WYO	8	0.0-0	0.0-0	0	0-0	0	0-0	0
Oct 26	HAW	0	0.0-0	0.0-0	0	0-0	0	0-0	0
Nov 2	at NEV	0	0.0-0	0.0-0	0	0-0	0	0-0	0
Nov 16	at BSU	3	0.0-0	0.0-0	0	0-0	0	0-0	0
Nov 23	AFA	3	1.0-3	0.0-0	0	0-0	0	0-0	0
Nov 30	USU								
<b>TOTAL</b>		<b>16</b>	<b>1.0-3</b>	<b>0.0-0</b>	<b>0</b>	<b>0-0</b>	<b>0</b>	<b>0-0</b>	<b>0</b>
<b>CAREER</b>		<b>22</b>	<b>1.0-3</b>	<b>0.0-0</b>	<b>0</b>	<b>0-0</b>	<b>0</b>	<b>0-0</b>	<b>0</b>

## DB - #15 Letayveon Beaton

2019									
Date	Opponent	TKL	TFL-Yds	Sack-Yds	FF	FR-Yds	PBU	INT-Yds	TD
Aug 31	SHSU	2	0.0-0	0.0-0	0	0-0	1	0-0	0
Sept 14	at ND	4	0.0-0	0.0-0	0	0-0	0	0-0	0
Sept 21	NMSU	3	0.0-0	0.0-0	0	0-0	0	0-0	0
Sept 28	at LIBERTY	7	0.0-0	0.0-0	0	0-0	0	0-0	0
Oct 4	at SJSU	5	0.0-0	0.0-0	0	0-0	0	0-0	0
Oct 11	CSU	9	0.0-0	0.0-0	1	0-0	0	0-0	0
Oct 19	at WYO	6	0.0-0	0.0-0	0	0-0	0	0-0	0
Oct 26	HAW	4	0.0-0	0.0-0	0	0-0	1	0-0	0
Nov 2	at NEV	3	0.0-0	0.0-0	0	0-0	0	0-0	0
Nov 16	at BSU	2	0.0-0	0.0-0	0	0-0	0	0-0	0
Nov 23	AFA	0	0.0-0	0.0-0	0	0-0	0	0-0	0
Nov 30	USU								
TOTAL		45	0.0-0	0.0-0	1	0-0	2	0-0	0

## DB - #28 Tony Collier

2019

Date	Opponent	TKL	TFL-Yds	Sack-Yds	FF	FR-Yds	PBU	INT-yds	TD
Aug 31	SHSU								
Sept 14	at ND								
Sept 21	NMSU	2	0.0-0	0.0-0	0	0-0	1	0-0	0
Sept 28	at LIBERTY	0	0.0-0	0.0-0	0	0-0	0	0-0	0
Oct 4	at SJSU	1	0.0-0	0.0-0	0	0-0	0	0-0	0
Oct 11	CSU	0	0.0-0	0.0-0	0	0-0	0	0-0	0
Oct 19	at WYO	0	0.0-0	0.0-0	0	0-0	0	0-0	0
Oct 26	HAW	0	0.0-0	0.0-0	0	0-0	0	0-0	0
Nov 2	at NEV	0	0.0-0	0.0-0	0	0-0	0	0-0	0
Nov 16	at BSU	0	0.0-0	0.0-0	0	0-0	0	0-0	0
Nov 23	AFA	0	0.0-0	0.0-0	0	0-0	0	0-0	0
Nov 30	USU								
<b>TOTAL</b>		<b>3</b>	<b>0.0-0</b>	<b>0.0-0</b>	<b>0</b>	<b>0-0</b>	<b>1</b>	<b>0-0</b>	<b>0</b>

## DB - #32 Johnny Hernandez

2018

Date	Opponent	TKL	TFL-Yds	Sack-Yds	FF	FR-Yds	PBU	INT-yds	TD
Sept 1	UIW	1	0.0-0	0.0-0	0	0-0	0	0-0	0
Sept 8	at WISC	0	0.0-0	0.0-0	0	0-0	0	0-0	0
Sept 15	at NMSU	1	0.0-0	0.0-0	0	0-0	0	0-0	0
Sept 29	LIBERTY	0	0.0-0	0.0-0	0	0-0	0	0-0	0
Oct 6	at UNLV	1	0.0-0	0.0-0	0	0-0	0	0-0	0
Oct 13	at CSU	0	0.0-0	0.0-0	0	0-0	0	0-0	0
Oct 20	FS	0	0.0-0	0.0-0	0	0-0	0	0-0	0
Oct 27	at USU	0	0.0-0	0.0-0	0	0-0	0	0-0	0
Nov 3	SDSU	0	0.0-0	0.0-0	0	0-0	0	0-0	0
Nov 10	at AFA	0	0.0-0	0.0-0	0	0-0	0	0-0	0
Nov 16	BSU	0	0.0-0	0.0-0	0	0-0	0	0-0	0
Nov 24	WYO	0	0.0-0	0.0-0	0	0-0	0	0-0	0
<b>TOTAL</b>		<b>3</b>	<b>0.0-0</b>	<b>0.0-0</b>	<b>0</b>	<b>0-0</b>	<b>0</b>	<b>0-0</b>	<b>0</b>

2019

Date	Opponent	TKL	TFL-Yds	Sack-Yds	FF	FR-Yds	PBU	INT-yds	TD
Aug 31	SHSU	11	0.0-0	0.0-0	0	0-0	1	0-0	0
Sept 14	at ND	5	0.0-0	0.0-0	0	0-0	0	0-0	0
Sept 21	NMSU								
Sept 28	at LIBERTY								
Oct 4	at SJSU	2	0.0-0	0.0-0	0	0-0	0	0-0	0
Oct 11	CSU	5	1.0-1	0.0-0	0	0-0	1	0-0	0
Oct 19	at WYO	11	0.0-0	0.0-0	0	0-0	0	0-0	0
Oct 26	HAW	3	0.0-0	0.0-0	0	0-0	0	0-0	0
Nov 2	at NEV	3	0.0-0	0.0-0	0	0-0	0	0-0	0
Nov 16	at BSU	3	0.0-0	0.0-0	0	0-0	0	0-0	0
Nov 23	AFA	7	0.0-0	0.0-0	0	0-0	0	0-0	0
Nov 30	USU								
<b>TOTAL</b>		<b>50</b>	<b>1.0-1</b>	<b>0.0-0</b>	<b>0</b>	<b>0-0</b>	<b>2</b>	<b>0-0</b>	<b>0</b>
<b>CAREER</b>		<b>53</b>	<b>1.0-1</b>	<b>0.0-0</b>	<b>0</b>	<b>0-0</b>	<b>2</b>	<b>0-0</b>	<b>0</b>

## LB - #5 James Lewis

2019

Date	Opponent	TKL	TFL-Yds	Sack-Yds	FF	FR-Yds	PBU	INT-yds	TD
Aug 31	SHSU								
Sept 14	at ND	0	0.0-0	0.0-0	0	0-0	0	0-0	0
Sept 21	NMSU	3	0.0-0	0.0-0	0	0-0	0	0-0	0
Sept 28	at LIBERTY								
Oct 4	at SJSU	0	0.0-0	0.0-0	0	0-0	0	0-0	0
Oct 11	CSU								
Oct 19	at WYO	0	0.0-0	0.0-0	0	0-0	0	0-0	0
Oct 26	HAW	1	0.0-0	0.0-0	0	0-0	0	0-0	0
Nov 2	at NEV	0	0.0-0	0.0-0	0	0-0	0	0-0	0
Nov 16	at BSU	0	0.0-0	0.0-0	0	0-0	0	0-0	0
Nov 23	AFA	0	0.0-0	0.0-0	0	0-0	0	0-0	0
Nov 30	USU								
<b>TOTAL</b>		<b>4</b>	<b>0.0-0</b>	<b>0.0-0</b>	<b>0</b>	<b>0-0</b>	<b>0</b>	<b>0-0</b>	<b>0</b>

## LB - #18 Dylan Horton

2018

Date	Opponent	TKL	TFL-Yds	Sack-Yds	FF	FR-Yds	PBU	INT-yds	TD
Sept 1	UIW	2	0.0-0	0.0-0	0	0-0	0	0-0	0
Sept 8	at WISC	2	0.0-0	0.0-0	0	0-0	0	0-0	0
Sept 15	at NMSU	2	0.5-1	0.0-0	0	0-0	0	0-0	0
Sept 29	LIBERTY	0	0.0-0	0.0-0	0	0-0	0	0-0	0
Oct 6	at UNLV	0	0.0-0	0.0-0	0	1-0	0	0-0	0
Oct 13	at CSU	2	0.0-0	0.0-0	0	0-0	0	0-0	0
Oct 20	FS	0	0.0-0	0.0-0	0	0-0	0	0-0	0
Oct 27	at USU	1	0.0-0	0.0-0	0	0-0	0	0-0	0
Nov 3	SDSU	1	0.0-0	0.0-0	0	0-0	0	0-0	0
Nov 10	at AFA	1	0.0-0	0.0-0	0	0-0	0	0-0	0
Nov 16	BSU	1	0.0-0	0.0-0	0	0-0	0	0-0	0
Nov 24	WYO	1	1.0-5	1.0-5	0	0-0	0	0-0	0
<b>TOTAL</b>		<b>13</b>	<b>1.5-6</b>	<b>1.0-5</b>	<b>0</b>	<b>1-0</b>	<b>0</b>	<b>0-0</b>	<b>0</b>

2019

Date	Opponent	TKL	TFL-Yds	Sack-Yds	FF	FR-Yds	PBU	INT-yds	TD
Aug 31	SHSU	8	1.0-5	1.0-5	0	0-0	1	0-0	0
Sept 14	at ND	5	0.0-0	0.0-0	0	0-0	0	0-0	0
Sept 21	NMSU	4	0.5-4	0.5-4	0	0-0	0	0-0	0
Sept 28	at LIBERTY	6	1.0-3	0.0-0	0	0-0	0	0-0	0
Oct 4	at SJSU	0	0.0-0	0.0-0	0	0-0	0	0-0	0
Oct 11	CSU								
Oct 19	at WYO								
Oct 26	HAW								
Nov 2	at NEV								
Nov 16	at BSU								
Nov 23	AFA								
Nov 30	USU								
<b>TOTAL</b>		<b>23</b>	<b>2.5-12</b>	<b>1.5-9</b>	<b>0</b>	<b>0-0</b>	<b>1</b>	<b>0-0</b>	<b>0</b>
<b>CAREER</b>		<b>36</b>	<b>4.0-18</b>	<b>2.5-14</b>	<b>0</b>	<b>1-0</b>	<b>1</b>	<b>0-0</b>	<b>0</b>

## LB - #19 Devin Sanders

2019

Date	Opponent	TKL	TFL-Yds	Sack-Yds	FF	FR-Yds	PBU	INT-yds	TD
Aug 31	SHSU	1	0.0-0	0.0-0	0	0-0	0	0-0	0
Sept 14	at ND	2	0.0-0	0.0-0	0	0-0	0	0-0	0
Sept 21	NMSU	2	1.0-5	1.0-5	0	0-0	0	0-0	0
Sept 28	at LIBERTY	2	0.0-0	0.0-0	0	0-0	0	0-0	0
Oct 4	at SJSU	2	0.0-0	0.0-0	0	0-0	0	0-0	0
Oct 11	CSU	3	0.5-1	0.5-1	1	0-0	0	0-0	0
Oct 19	at WYO	1	0.0-0	0.0-0	0	0-0	0	0-0	0
Oct 26	HAW	4	0.5-1	0.0-0	0	0-0	0	0-0	0
Nov 2	at NEV	1	0.0-0	0.0-0	0	0-0	0	0-0	0
Nov 16	at BSU	3	0.0-0	0.0-0	0	1-0	0	0-0	0
Nov 23	AFA								
Nov 30	USU								
<b>TOTAL</b>		<b>21</b>	<b>2.0-7</b>	<b>1.5-6</b>	<b>1</b>	<b>1-0</b>	<b>0</b>	<b>0-0</b>	<b>0</b>

## LB - #20 Jacobi Hearn

2019

Date	Opponent	TKL	TFL-Yds	Sack-Yds	FF	FR-Yds	PBU	INT-yds	TD
Aug 31	SHSU	1	1.0-8	1.0-8	0	0-0	0	0-0	0
Sept 14	at ND	3	1.0-2	0.0-0	0	0-0	0	0-0	0
Sept 21	NMSU	5	1.0-4	0.0-0	0	0-0	0	0-0	0
Sept 28	at LIBERTY	1	0.0-0	0.0-0	0	0-0	0	0-0	0
Oct 4	at SJSU	4	1.0-7	1.0-7	0	0-0	0	0-0	0
Oct 11	CSU	6	3.0-15	1.0-9	0	0-0	0	0-0	0
Oct 19	at WYO	8	2.0-16	2.0-16	1	0-0	0	0-0	0
Oct 26	HAW	2	1.0-4	1.0-4	0	0-0	0	0-0	0
Nov 2	at NEV	1	0.0-0	0.0-0	0	0-0	0	0-0	0
Nov 16	at BSU	4	0.0-0	0.0-0	1	0-0	2	0-0	0
Nov 23	AFA	6	0.0-0	0.0-0	0	0-0	0	0-0	0
Nov 30	USU								
<b>TOTAL</b>		<b>41</b>	<b>10.0-56</b>	<b>6.0-44</b>	<b>2</b>	<b>0-0</b>	<b>2</b>	<b>0-0</b>	<b>0</b>

## LB - #23 Reco Hannah

2019

Date	Opponent	TKL	TFL-Yds	Sack-Yds	FF	FR-Yds	PBU	INT-yds	TD
Aug 31	SHSU	0	0.0-0	0.0-0	0	0-0	0	0-0	0
Sept 14	at ND	0	0.0-0	0.0-0	0	0-0	0	0-0	0
Sept 21	NMSU	0	0.0-0	0.0-0	0	0-0	0	0-0	0
Sept 28	at LIBERTY	4	0.5-1	0.0-0	0	0-0	0	0-0	0
Oct 4	at SJSU	2	0.0-0	0.0-0	0	0-0	0	0-0	0
Oct 11	CSU	0	0.0-0	0.0-0	0	0-0	0	0-0	0
Oct 19	at WYO	0	0.0-0	0.0-0	0	0-0	0	0-0	0
Oct 26	HAW	1	0.0-0	0.0-0	0	0-0	0	0-0	0
Nov 2	at NEV	2	0.0-0	0.0-0	0	0-0	0	0-0	0
Nov 16	at BSU	1	0.0-0	0.0-0	0	0-0	0	0-0	0
Nov 23	AFA	0	0.0-0	0.0-0	0	0-0	0	0-0	0
Nov 30	USU								
<b>TOTAL</b>		<b>10</b>	<b>0.5-1</b>	<b>0.0-0</b>	<b>0</b>	<b>0-0</b>	<b>0</b>	<b>0-0</b>	<b>0</b>

## LB - #30 Alexander "Moana" Vainikolo

2018

Date	Opponent	TKL	TFL-Yds	Sack-Yds	FF	FR-Yds	PBU	INT-Yds	TD
Sept 1	UIW	1	0.0-0	0.0-0	0	0-0	0	0-0	0
Sept 8	at WISC	1	0.0-0	0.0-0	0	0-0	0	0-0	0
Sept 15	at NMSU	9	0.0-0	0.0-0	0	0-0	0	0-0	0
Sept 29	LIBERTY	1	0.0-0	0.0-0	0	0-0	0	0-0	0
Oct 6	at UNLV	1	0.0-0	0.0-0	0	0-0	0	0-0	0
Oct 13	at CSU	0	0.0-0	0.0-0	0	0-0	0	0-0	0
Oct 20	FS	7	0.0-0	0.0-0	0	0-0	0	0-0	0
Oct 27	at USU	4	0.0-0	0.0-0	0	0-0	0	0-0	0
Nov 3	SDSU	1	1.0-5	0.0-0	1	0-0	0	0-0	0
Nov 10	at AFA	2	0.0-0	0.0-0	0	0-0	0	0-0	0
Nov 16	BSU	3	1.0-2	0.0-0	0	0-0	0	0-0	0
Nov 24	WYO	5	0.0-0	0.0-0	0	0-0	0	0-0	0
TOTAL		35	2.0-7	0.0-0	1	0-0	0	0-0	0

## 2018

Date	Opponent	TKL	TFL-Yds	Sack-Yds	FF	FR-Yds	PBU	INT-Yds	TD
Sept 1	UIW	2	0.0-0	0.0-0	0	0-0	0	0-0	0
Sept 8	at WISC	0	0.0-0	0.0-0	0	0-0	0	0-0	0
Sept 15	at NMSU	4	0.0-0	0.0-0	0	0-0	0	0-0	0
Sept 29	LIBERTY	3	0.0-0	0.0-0	0	0-0	0	0-0	0
Oct 6	at UNLV	3	0.0-0	0.0-0	0	0-0	0	0-0	0
Oct 13	at CSU	5	3.0-14	2.0-11	0	0-0	0	0-0	0
Oct 20	FS	2	0.0-0	0.0-0	0	0-0	0	0-0	0
Oct 27	at USU	2	0.0-0	0.0-0	0	0-0	0	0-0	0
Nov 3	SDSU	3	0.0-0	0.0-0	0	0-0	1	0-0	0
Nov 10	at AFA	2	0.0-0	0.0-0	0	0-0	0	0-0	0
Nov 16	BSU	1	0.0-0	0.0-0	0	0-0	0	0-0	0
Nov 24	WYO	2	1.0-3	0.0-0	0	0-0	0	0-0	0
<b>TOTAL</b>		<b>29</b>	<b>4.0-17</b>	<b>2.0-11</b>	<b>0</b>	<b>0-0</b>	<b>1</b>	<b>0-0</b>	<b>0</b>

## 2019

Date	Opponent	TKL	TFL-Yds	Sack-Yds	FF	FR-Yds	PBU	INT-yds	TD
Aug 31	SHSU	3	0.0-0	0.0-0	0	0-0	0	0-0	0
Sept 14	at ND				Did Not Play				
Sept 21	NMSU				Did Not Play				
Sept 28	at LIBERTY				Did Not Play				
Oct 4	at SJSU				Did Not Play				
Oct 11	CSU				Did Not Play				
Oct 19	at WYO				Did Not Play				
Oct 26	HAW				Did Not Play				
Nov 2	at NEV				Did Not Play				
Nov 16	at BSU				Did Not Play				
Nov 23	AFA				Did Not Play				
Nov 30	USU								
<b>TOTAL</b>		<b>3</b>	<b>0.0-0</b>	<b>0.0-0</b>	<b>0</b>	<b>0-0</b>	<b>0</b>	<b>0-0</b>	<b>0</b>
<b>CAREER</b>		<b>38</b>	<b>7.5-26</b>	<b>2.0-11</b>	<b>0</b>	<b>0-0</b>	<b>2</b>	<b>0-0</b>	<b>0</b>

**DL - #54 Langston Murray**

2018									
Date	Opponent	TKL	TFL-Yds	Sack-Yds	FF	FR-Yds	PBU	INT-yds	TD
Sept 1	UIW	1	0-0-0	0-0-0	0	0-0-0	0	0-0	0
Sept 8	at WISC	Did Not Play							
Sept 15	at NMSU	Did Not Play							
Sept 29	LIBERTY	3	0-0-0	0-0-0	0	0-0-0	0	0-0	0
Oct 6	at UNLV	2	1-0-1	0-0-0	0	0-0-0	0	0-0	0
Oct 13	at CSU	2	0-0-0	0-0-0	0	0-0-0	0	0-0	0
Oct 20	FS	2	0-0-0	0-0-0	0	0-0-0	0	0-0	0
Oct 27	at USU	2	0-0-0	0-0-0	0	0-0-0	0	0-0	0
Nov 3	SDSU	0	0-0-0	0-0-0	0	0-0-0	0	0-0	0
Nov 10	at AFA	0	0-0-0	0-0-0	0	0-0-0	0	0-0	0
Nov 16	BSU	1	0-0-0	0-0-0	0	0-0-0	0	0-0	0
Nov 24	WYO	0	0-0-0	0-0-0	0	0-0-0	0	0-0	0
TOTAL		13	1-0-1	0-0-0	0	0-0-0	0	0-0	0

## 2019

Date	Opponent	TKL	TFL-Yds	Sack-Yds	FF	FR-Yds	PBU	INT-Yds	TD
Aug 31	SHSU	0	0.0-0	0.0-0	0	0-0	0	0-0	0
Sept 14	at ND	0	0.0-0	0.0-0	0	0-0	0	0-0	0
Sept 21	NMSU	Did Not Play							
Sept 28	at LIBERTY	1	0.0-0	0.0-0	0	0-0	0	0-0	0
Oct 4	at SJISU	0	0.0-0	0.0-0	0	0-0	0	0-0	0
Oct 11	CSU	1	0.0-0	0.0-0	0	0-0	0	0-0	0
Oct 19	at WYO	0	0.0-0	0.0-0	0	0-0	0	0-0	0
Oct 26	HAW	2	0.0-0	0.0-0	0	0-0	0	0-0	0
Nov 2	at NEV	Did Not Play							
Nov 16	at BSU	0	0.0-0	0.0-0	0	0-0	0	0-0	0
Nov 23	AFA	4	0.0-0	0.0-0	0	0-0	0	0-0	0
Nov 30	USU								
<b>TOTAL</b>		<b>8</b>	<b>0.0-0</b>	<b>0.0-0</b>	<b>0</b>	<b>0-0</b>	<b>0</b>	<b>0-0</b>	<b>0</b>
<b>CAREER</b>		<b>21</b>	<b>1.0-1</b>	<b>0.0-0</b>	<b>0</b>	<b>0-0</b>	<b>0</b>	<b>0-0</b>	<b>0</b>

## DL - #55 Elmer Pauni

2019									
Date	Opponent	TKL	TFL-Yds	Sack-Yds	FF	FR-Yds	PBU	INT-yds	TD
Aug 31	SHSU				Did Not Play				
Sept 14	at ND	0	0.0-0	0.0-0	0	0-0	0	0-0	0
Sept 21	NMSU				Did Not Play				
Sept 28	at LIBERTY				Did Not Play				
Oct 4	at JSJU	1	0.0-0	0.0-0	0	0-0	0	0-0	0
Oct 11	CSU	1	0.0-0	0.0-0	0	0-0	0	0-0	0
Oct 19	at WYO	1	0.0-0	0.0-0	0	0-0	0	0-0	0
Oct 26	HAW	1	0.0-0	0.0-0	0	0-0	0	0-0	0
Nov 2	at NEV	1	0.0-0	0.0-0	0	0-0	0	0-0	0
Nov 16	at BSU	0	0.0-0	0.0-0	0	0-0	0	0-0	0
Nov 23	AFA	0	0.0-0	0.0-0	0	0-0	0	0-0	0
Nov 30	USU								
TOTAL		5	0.0-0	0.0-0	0	0-0	0	0-0	0

## 2019

DL - #84 Trent Sellers2019

## #90 - Erin Austin

2019

Date	Opponent	TKL	TFL-Yds	Sack-Yds	FF	FR-Yds	PBU	INT-Yds	TD
Aug 31	SHSU	5	0.0-0	0.0-0	0	0-0	0	0-0	0
Sept 14	at ND	3	0.0-0	0.0-0	0	0-0	0	0-0	0
Sept 21	NMSU	3	0.0-0	0.0-0	0	0-0	0	0-0	0
Sept 28	at LIBERTY	3	0.0-0	0.0-0	1	0-0	0	0-0	0
Oct 4	at SJSU	5	1.0-8	1.0-8	1	0-0	0	0-0	0
Oct 11	CSU	4	1.5-10	0.5-3	1	0-0	0	0-0	0
Oct 19	at WYO	4	0.0-0	0.0-0	0	0-0	0	0-0	0
Oct 26	HAW	3	0.0-0	0.0-0	0	0-0	0	1-9	0
Nov 2	at NEV	2	0.0-0	0.0-0	0	0-0	0	0-0	0
Nov 16	at BSU	1	0.0-0	0.0-0	0	0-0	0	0-0	0
Nov 23	AFA	1	0.0-0	0.0-0	0	0-0	0	0-0	0
Nov 30	USU								
<b>TOTAL</b>		<b>34</b>	<b>2.5-18</b>	<b>1.5-11</b>	<b>3</b>	<b>0-0</b>	<b>0</b>	<b>1-9</b>	<b>0</b>
<b>CAREER</b>		<b>51</b>	<b>5.5-33</b>	<b>4.0-25</b>	<b>3</b>	<b>0-0</b>	<b>0</b>	<b>1-9</b>	<b>0</b>



## DL - #93 Nahje Flowers

2017

Date	Opponent	TKL	TFL-Yds	Sack-Yds	FF	FR-Yds	PBU	INT-yds	TD
Sept 2	ACU	0	0.0-0	0.0-0	0	0-0	0	0-0	0
Sept 9	NMSU	0	0.0-0	0.0-0	0	0-0	0	0-0	0
Sept 14	at BSU	0	0.0-0	0.0-0	0	0-0	0	0-0	0
Sept 23	at Tulsa	0	0.0-0	0.0-0	0	0-0	0	0-0	0
Sept 30	AFA	1	0.0-0	0.0-0	0	0-0	0	0-0	0
Oct 14	at FS	1	0.0-0	0.0-0	0	0-0	0	0-0	0
Oct 20	CSU	0	0.0-0	0.0-0	0	0-0	0	0-0	0
Oct 28	at WYO	1	0.0-0	0.0-0	0	0-0	0	0-0	0
Nov 4	USU	0	0.0-0	0.0-0	0	0-0	0	0-0	0
Nov 11	TA&M	0	0.0-0	0.0-0	0	0-0	0	0-0	0
Nov 17	UNLV	0	0.0-0	0.0-0	0	0-0	0	0-0	0
Nov 24	at SDSU	0	0.0-0	0.0-0	0	0-0	0	0-0	0
<b>TOTAL</b>		<b>3</b>	<b>0.0-0</b>	<b>0.0-0</b>	<b>0</b>	<b>0-0</b>	<b>0</b>	<b>0-0</b>	<b>0</b>

2018

Date	Opponent	TKL	TFL-Yds	Sack-Yds	FF	FR-Yds	PBU	INT-yds	TD
Sept 1	UIW	0	0.0-0	0.0-0	0	0-0	0	0-0	0
Sept 8	at WISC	3	0.0-0	0.0-0	0	0-0	0	0-0	0
Sept 15	at NMSU	0	0.0-0	0.0-0	0	0-0	0	0-0	0
Sept 29	LIBERTY	5	1.0-2	0.0-0	0	0-0	0	0-0	0
Oct 6	at UNLV	1	0.0-0	0.0-0	0	0-0	0	0-0	0
Oct 13	at CSU	4	0.0-0	0.0-0	0	0-0	0	0-0	0
Oct 20	FS	1	0.0-0	0.0-0	0	0-0	0	0-0	0
Oct 27	at USU	3	1.0-2	0.0-0	0	0-0	0	0-0	0
Nov 3	SDSU	1	0.0-0	0.0-0	0	0-0	0	0-0	0
Nov 10	at AFA	3	2.0-2	0.0-0	0	0-0	0	0-0	0
Nov 16	BSU	1	0.0-0	0.0-0	0	0-0	0	0-0	0
Nov 24	WYO	3	0.5-3	0.5-3	0	0-0	0	0-0	0
<b>TOTAL</b>		<b>25</b>	<b>4.5-9</b>	<b>0.5-3</b>	<b>0</b>	<b>0-0</b>	<b>0</b>	<b>0-0</b>	<b>0</b>

2019

Date	Opponent	TKL	TFL-Yds	Sack-Yds	FF	FR-Yds	PBU	INT-yds	TD
Aug 31	SHSU								Did Not Play
Sept 14	at ND								Did Not Play
Sept 21	NMSU	2	0.0-0	0.0-0	0	0-0	0	0-0	0
Sept 28	at LIBERTY	0	0.0-0	0.0-0	0	0-0	0	0-0	0
Oct 4	at SJSU	3	0.0-0	0.0-0	0	0-0	0	0-0	0
Oct 11	CSU	3	1.5-3	1.5-3	0	0-0	0	0-0	0
Oct 19	at WYO	2	0.0-0	0.0-0	0	0-0	0	0-0	0
Oct 26	HAW								Did Not Play
Nov 2	at NEV	3	0.5-1	0.0-0	0	0-0	0	0-0	0
Nov 16	at BSU								Did Not Play
Nov 23	AFA								Did Not Play
Nov 30	USU								Did Not Play
<b>TOTAL</b>		<b>13</b>	<b>2.0-4</b>	<b>1.5-3</b>	<b>0</b>	<b>0-0</b>	<b>0</b>	<b>0-0</b>	<b>0</b>
<b>CAREER</b>		<b>41</b>	<b>6.5-13</b>	<b>2.0-6</b>	<b>0</b>	<b>0-0</b>	<b>0</b>	<b>0-0</b>	<b>0</b>

## DL - #95 Adebayo Soremekun

2018

Date	Opponent	TKL	TFL-Yds	Sack-Yds	FF	FR-Yds	PBU	INT-yds	TD
Sept 1	UIW	1	0.0-0	0.0-0	0	0-0	0	0-0	0
Sept 8	at WISC								Did Not Play
Sept 15	at NMSU								Did Not Play
Sept 29	LIBERTY	0	0.0-0	0.0-0	0	0-0	0	0-0	0
Oct 6	at UNLV	0	0.0-0	0.0-0	0	0-0	0	0-0	0
Oct 13	at CSU	3	0.5-2	0.0-0	0	0-0	0	0-0	0
Oct 20	FS	1	1.0-7	0.0-0	0	0-0	0	0-0	0
Oct 27	at USU	3	2.0-7	1.0-5	0	1-0	0	0-0	0
Nov 3	SDSU	1	1.0-1	1.0-1	0	2-44	0	0-0	1
Nov 10	at AFA	4	0.0-0	0.0-0	1	0-0	0	0-0	0
Nov 16	BSU	0	0.0-0	0.0-0	0	0-0	0	0-0	0
Nov 24	WYO	0	0.0-0	0.0-0	0	0-0	0	0-0	0
<b>TOTAL</b>		<b>13</b>	<b>4.5-17</b>	<b>2.0-6</b>	<b>1</b>	<b>3-44</b>	<b>0</b>	<b>0-0</b>	<b>1</b>

2019

Date	Opponent	TKL	TFL-Yds	Sack-Yds	FF	FR-Yds	PBU	INT-yds	TD
Aug 31	SHSU	3	1.5-6	1.0-4	0	0-0	0	0-0	0
Sept 14	at ND	1	0.5-2	0.0-0	0	0-0	0	0-0	0
Sept 21	NMSU	0	0.0-0	0.0-0	0	0-0	1	0-0	0
Sept 28	at LIBERTY	0	0.0-0	0.0-0	0	0-0	0	0-0	0
Oct 4	at SJSU	2	0.0-0	0.0-0	0	0-0	0	0-0	0
Oct 11	CSU								Did Not Play
Oct 19	at WYO	0	0.0-0	0.0-0	0	0-0	0	0-0	0
Oct 26	HAW	3	0.0-0	0.0-0	0	0-0	0	0-0	0
Nov 2	at NEV	1	0.0-0	0.0-0	0	0-0	0	0-0	0
Nov 16	at BSU								Did Not Play
Nov 23	AFA								Did Not Play
Nov 30	USU								Did Not Play
<b>TOTAL</b>		<b>10</b>	<b>2.0-8</b>	<b>1.0-4</b>	<b>0</b>	<b>0-0</b>	<b>1</b>	<b>0-0</b>	<b>0</b>
<b>CAREER</b>		<b>23</b>	<b>6.5-25</b>	<b>3.0-10</b>	<b>1</b>	<b>3-44</b>	<b>1</b>	<b>0-0</b>	<b>0</b>

## DL - #97 Justin Harris

2019

Date	Opponent	TKL	TFL-Yds	Sack-Yds	FF	FR-Yds	PBU	INT-yds	TD
Aug 31	SHSU	0	0.0-0	0.0-0	0	0-0	0	0-0	0
Sept 14	at ND	3	1.0-1	0.0-0	0	0-0	0	0-0	0
Sept 21	NMSU								Did Not Play
Sept 28	at LIBERTY	0	0.0-0	0.0-0	0	0-0	0	0-0	0
Oct 4	at SJSU	1	0.0-0	0.0-0	0	0-0	0	0-0	0
Oct 11	CSU	3	0.0-0	0.0-0	0	0-0	0	0-0	0
Oct 19	at WYO	0	0.0-0	0.0-0	0	0-0	0	0-0	0
Oct 26	HAW	1	0.0-0	0.0-0	0	0-0	0	0-0	0
Nov 2	at NEV								Did Not Play
Nov 16	at BSU	0	0.0-0	0.0-0	0	0-0	0	0-0	0
Nov 23	AFA								Did Not Play
Nov 30	USU								Did Not Play
<b>TOTAL</b>		<b>8</b>	<b>1.0-1</b>	<b>0.0-0</b>	<b>0</b>	<b>0-0</b>	<b>0</b>	<b>0-0</b>	<b>0</b>

## DL - #98 Joey Noble

2019

Date	Opponent	TKL	TFL-Yds	Sack-Yds	FF	FR-Yds	PBU	INT-yds	TD
Aug 31	SHSU	1	0.0-0	0.0-0	0	0-0	0	0-0	0
Sept 14	at ND	2	0.5-2	0.0-0	0	0-0	0	0-0	0
Sept 21	NMSU	0	0.0-0	0.0-0	0	0-0	0	0-0	0
Sept 28	at LIBERTY	0	0.0-0	0.0-0	0	0-0	0	0-0	0
Oct 4	at SJSU								Did Not Play
Oct 11	CSU	2	0.5-3	0.5-3	0	0-0	0	0-0	0
Oct 19	at WYO	5	0.0-0	0.0-0	0	0-0	0	0-0	0
Oct 26	HAW	2	0.5-4	0.5-4	0	0-0	0	0-0	0
Nov 2	at NEV	4	0.0-0	0.0-0	0	0-0	0	0-0	0
Nov 16	at BSU	2	0.0-0	0.0-0	0	0-0	0	0-0	0
Nov 23	AFA	4	2.0-4	0.0-0	1	1-0	0	0-0	0
Nov 30	USU								Did Not Play
<b>TOTAL</b>		<b>22</b>	<b>3.5-13</b>	<b>1.0-7</b>	<b>1</b>	<b>1-0</b>	<b>0</b>	<b>0-0</b>	<b>0</b>

## DL - #99 Ben Gansallo

2019

Date	Opponent	TKL	TFL-Yds	Sack-Yds	FF	FR-Yds	PBU	INT-yds	TD
Aug 31	SHSU	1	0.0-0	0.0-0	0	0-0	0	0-0	0
Sept 14	at ND	1	0.0-0	0.0-0	0	0-0	0	0-0	0
Sept 21	NMSU	1	0.0-0	0.0-0	0	0-0	0	0-0	0
Sept 28	at LIBERTY	2	0.0-0	0.0-0	0	0-0	0	0-0	0
Oct 4	at SJSU	1	0.0-0	0.0-0	0	0-0	0	0-0	0
Oct 11	CSU	0	0.0-0	0.0-0	0	0-0	1	0-0	0
Oct 19	at WYO	0	0.0-0	0.0-0	0	0-0	0	0-0	0
Oct 26	HAW	0	0.0-0	0.0-0	0	0-0	0	0-0	0
Nov 2	at NEV	0	0.0-0	0.0-0	0	0-0	0	0-0	0
Nov 16	at BSU	0	0.0-0	0.0-0	0	0-0	0	0-0	0
Nov 23	AFA	1	0.0-0	0.0-0	0	0-0	0	0-0	0
Nov 30	USU								Did Not Play
<b>TOTAL</b>		<b>7</b>	<b>0.0-0</b>	<b>0.0-0</b>	<b>0</b>	<b>0-0</b>	<b>1</b>	<b>0-0</b>	<b>0</b>

## P - #96 Tyson Dyer

2018

Date	Opponent	No	Yds	Avg	Lg	Blkd	TB	FC	50+	i20
Sept 1	UIW	3	146	48.7	52	0	0	1	2	1
Sept 8	at WISC	5	195	39.0	50	0	0	0	1	1
Sept 15	at NMSU	8	355	44.4	62	0	1	0	2	2
Sept 29	LIBERTY	4	199	49.8	54	1	0	1	2	2
Oct 6	at UNLV	4	116	29.0	42	0	0	0	0	2
Oct 13	at CSU	6	267	44.5	56	0	0	1	1	2
Oct 20	FS	8	377	47.1	59	0	1	1	2	1
Oct 27	at USU	8	373	46.6	69	0	1	2	3	2
Nov 3	SDSU	8	348	43.5	56	0	1	0	1	1
Nov 10	at AFA	7	351	50.1	84	0	2	2	3	3
Nov 16	BSU	3	114	38.0	49	0	0	0	0	0
Nov 24	WYO	10	437	43.7	64	0	0	4	2	2
<b>TOTAL</b>		<b>74</b>	<b>3278</b>	<b>44.3</b>	<b>84</b>	<b>1</b>	<b>6</b>	<b>12</b>	<b>19</b>	<b>19</b>

2019

Date	Opponent	No	Yds	Avg	Lg	Blkd	TB	FC	50+	i20
Aug 31	SHSU	9	421	46.8	59	0	0	5	3	2
Sept 14	at ND	6	279	46.5	63	0	1	0	1	3
Sept 21	NMSU	2	119	59.5	63	0	1	0	2	1
Sept 28	at LIBERTY	5	239	47.8	58	0	0	1	3	5
Oct 4	at SJSU	3	145	48.3	60	1	0	1	1	2
Oct 11	CSU	7	303	43.3	56	0	0	1	4	7
Oct 19	at WYO	4	151	37.8	46	0	1	1	0	3
Oct 26	HAW	3	138	46.0	56	0	0	0	2	2
Nov 2	at NEV	6	269	44.8	55	0	1	2	2	3
Nov 16	at BSU	5	233	46.6	59	0	0	0	2	3
Nov 23	AFA	3	144	48.0	54	0	0	1	2	2
Nov 30	USU									
<b>TOTAL</b>		<b>53</b>	<b>2441</b>	<b>46.1</b>	<b>63</b>	<b>1</b>	<b>4</b>	<b>11</b>	<b>22</b>	<b>33</b>

**Sam Houston State (7-5, 6-3)**

8/31	..... at New Mexico	..... L 31-39
9/7	..... Oklahoma Panhandle State	..... W 77-0
9/14	..... at North Dakota	..... L 23-27
9/21	..... *Incarnate Word	..... W 45-6
9/28	..... *at McNeese State	..... W 28-17
10/5	..... *Stephen F. Austin	..... W 31-20
10/12	..... *Lamar	..... L 17-20 (3 OT)
10/19	..... *Nicholls State	..... W 17-0
10/26	..... *at Central Arkansas	..... L 25-29
11/9	..... *at Abilene Christian	..... W 24-10
11/16	..... *Northwestern State	..... L 28-31
11/23	..... *Houston Baptist	..... W 37-14

**Notre Dame (9-2)**

9/2	..... at Louisville	..... W 35-17
9/14	..... New Mexico	..... W 66-14
9/21	..... at No. 3 Georgia	..... L 17-23
9/28	..... No. 18 Virginia	..... W 35-20
10/5	..... Bowling Green	..... W 52-0
10/12	..... USC	..... W 30-27
10/26	..... at No. 19 Michigan	..... L 14-45
11/2	..... Virginia Tech	..... W 21-20
11/9	..... at Duke	..... W 38-7
11/16	..... No. 23 Navy	..... W 52-20
11/23	..... Boston College	..... W 40-7
11/30	..... at Stanford	..... TBA

**New Mexico State (2-9)**

8/31	..... at No. 23 Washington State	..... L 7-58
9/7	..... at No. 2 Alabama	..... L 10-62
9/14	..... San Diego State	..... L 10-31
9/21	..... at New Mexico	..... L 52-55
9/28	..... Fresno State	..... L 17-30
10/5	..... Liberty	..... L 13-20
10/12	..... at Central Michigan	..... L 28-42
10/26	..... at Georgia Southern	..... L 7-41
11/9	..... at Ole Miss	..... L 3-41
11/16	..... Incarnate Word	..... W 38-21
11/23	..... UTEP	..... W 44-35
11/30	..... at Liberty	..... Noon

**Liberty (6-5)**

8/31	..... No 22. Syracuse	..... L 0-24
9/7	..... at Louisiana	..... L 14-35
9/14	..... Buffalo	..... W 35-17
9/21	..... Hampton	..... W 62-27
9/28	..... New Mexico	..... W 17-10
10/5	..... at New Mexico State	..... W 20-13
10/19	..... Maine	..... W 59-44
10/26	..... at Rutgers	..... L 34-44
11/2	..... at UMass	..... W 63-21
11/9	..... at BYU	..... L 24-31
11/23	..... at Virginia	..... L 27-55
11/30	..... New Mexico State	..... Noon

**San Jose State (4-7, 1-6)**

8/29	..... Northern Colorado	..... W 35-18
9/7	..... Tulsa	..... L 16-34
9/21	..... at Arkansas	..... W 24-17
9/27	..... *at Air Force	..... L 24-41
10/4	..... *New Mexico	..... W 32-21
10/12	..... *at Nevada	..... L 38-41
10/19	..... *San Diego State	..... L 17-27
10/26	..... at Army	..... W 34-29
11/2	..... *Boise State	..... L 42-52
11/9	..... *at Hawai'i	..... L 40-42
11/23	..... *at UNLV	..... L 35-38
11/30	..... *Fresno State	..... 8:30 pm

**Colorado State (4-7, 3-4)**

8/30	..... vs. Colorado (Mile High Stadium)	.. L 31-52
9/7	..... Western Illinois	..... W 38-13
9/14	..... at Arkansas	..... L 34-55
9/21	..... Toledo	..... L 35-41
9/28	..... *at Utah State	..... L 24-34
10/5	..... *San Diego State	..... L 10-24
10/11	..... *at New Mexico	..... W 35-21
10/26	..... *at Fresno State	..... W 41-31
11/2	..... *UNLV	..... W 37-17
11/16	..... *Air Force	..... L 21-38
11/22	..... *at Wyoming	..... L 7-17
11/29	..... *Boise State	..... 1:30 pm

**Wyoming (7-4, 4-3)**

8/31	..... Missouri	..... W 37-31
9/7	..... at Texas State	..... W 23-14
9/14	..... Idaho	..... W 21-16
9/21	..... at Tulsa	..... L 21-24
9/28	..... *UNLV	..... W 53-17
10/12	..... *at San Diego State	..... L 22-26
10/19	..... *New Mexico	..... W 23-10
10/26	..... *Nevada	..... W 31-3
11/9	..... *at Boise State	..... L (OT) 17-20
11/16	..... *at Utah State	..... L 21-26
11/22	..... *Colorado State	..... W 17-7
11/30	..... *at Air Force	..... Noon

**Hawai'i (8-4, 5-3)**

8/24	..... Arizona	..... W 45-38
9/7	..... Oregon State	..... W 31-28
9/14	..... at No. 23 Washington	..... L 20-52
9/21	..... Central Arkansas	..... W 35-14
9/28	..... *at Nevada	..... W 54-3
10/12	..... *at Boise State	..... L 37-59
10/19	..... *Air Force	..... L 26-56
10/26	..... *at New Mexico	..... W 45-31
11/2	..... *Fresno State	..... L 38-41
11/9	..... *San Jose State	..... W 42-40
11/16	..... *at UNLV	..... W 21-7
11/23	..... *San Diego State	..... W 14-11
11/30	..... Army	..... 10:30 am

**Nevada (7-4, 4-3)**

8/30	..... Purdue	..... W 34-31
9/7	..... at No. 16 Oregon	..... L 6-77
9/14	..... Weber State	..... W 19-13
9/21	..... at UTEP	..... W 37-21
9/28	..... *at Hawai'i	..... L 3-54
10/12	..... *San Jose State	..... W 41-38
10/19	..... *at Utah State	..... L 10-36
10/26	..... *at Wyoming	..... L 3-31
11/2	..... *New Mexico	..... W 21-10
11/9	..... *at San Diego State	..... W 17-13
11/23	..... *at Fresno State	..... W 35-28
11/30	..... *UNLV	..... 1 pm

**Boise State (10-1, 7-0)**

8/31	..... vs. Florida State	..... W 36-31
9/6	..... Marshall	..... W 14-7
9/14	..... Portland State	..... W 45-10
9/20	..... *Air Force	..... W 30-19
10/5	..... *at UNLV	..... W 38-13
10/12	..... *Hawai'i	..... W 59-37
10/19	..... at BYU	..... L 25-28
11/2	..... *at San Jose State	..... W 52-42
11/9	..... *Wyoming	..... W (OT) 20-17
11/16	..... *New Mexico	..... W 42-9
11/23	..... *at Utah State	..... W 56-21
11/29	..... *at Colorado State	..... 1:30 pm

**Air Force (9-2, 6-1)**

8/31	..... Colgate	..... W 48-7
9/14	..... at Colorado	..... W (OT) 30-23
9/20	..... *at Boise State	..... L 19-30
9/27	..... *San Jose State	..... W 41-24
10/5	..... at Navy	..... L 25-34
10/12	..... *Fresno State	..... W 42-24
10/19	..... *at Hawai'i	..... W 36-10
10/26	..... *Utah State	..... W 31-7
11/2	..... Army	..... W 17-13
11/16	..... *at Colorado State	..... W 38-21
11/23	..... *at New Mexico	..... W 44-22
11/30	..... *Wyoming	..... Noon

**Utah State (6-5, 5-2)**

8/30	..... at Wake Forest	..... L 35-38
9/7	..... Stony Brook	..... W 62-7
9/21	..... *at San Diego State	..... W 23-17
9/28	..... *Colorado State	..... W 34-24
10/5	..... at LSU	..... L 6-42
10/19	..... *Nevada	..... W 36-10
10/26	..... *at Air Force	..... L 7-31
11/2	..... BYU	..... L 14-42
11/9	..... *at Fresno State	..... W 37-35
11/16	..... *Wyoming	..... W 26-21
11/23	..... *No. 19 Boise State	..... L 21-56
11/30	..... *at New Mexico	..... 2 pm

## THE DAVIE FILE

**Born:** Sept. 30, 1954  
**Birthplace:** Sewickley, Pa.  
**Alma Mater:** Youngstown State, 1977  
**Playing Experience:** Youngstown State, 1975-76  
**Family:** Wife, Joanne; daughter Audra, son, Clay

**Bowl Games Coached:**

(corresponding to the season, not the actual year of the bowl game)

2016	Gildan New Mexico
2015	Gildan New Mexico
2000	Fiesta Bowl
1998	Gator Bowl
1997	Independence Bowl
1995	Orange Bowl
1994	Fiesta Bowl
1993	Cotton Bowl
1992	Cotton Bowl
1991	Cotton Bowl
1990	Holiday Bowl
1989	Sun Bowl
1987	Cotton Bowl
1986	Cotton Bowl
1985	Cotton Bowl
1982	Cotton Bowl
1981	Sugar Bowl
1980	Gator Bowl
1979	Fiesta Bowl
1977	Gator Bowl

**Head Coaching Experience**

Year	School	Record	Bowl
2019	New Mexico	2-9	-
2018	New Mexico	3-9	-
2017	New Mexico	3-9	-
2016	New Mexico	9-4	Gildan New Mexico Bowl
2015	New Mexico	7-6	Gildan New Mexico Bowl
2014	New Mexico	4-8	-
2013	New Mexico	3-9	-
2012	New Mexico	4-9	-
2001	Notre Dame	5-6	-
2000	Notre Dame	9-3	Fiesta Bowl
1999	Notre Dame	5-7	-
1998	Notre Dame	9-3	Gator Bowl
1997	Notre Dame	7-6	Independence Bowl

**Career record: 70-88**

**Assistant Coaching Experience**

Year	School	Position
1996	Notre Dame	Defensive Coordinator
1995	Notre Dame	Defensive Coordinator
1994	Notre Dame	Defensive Coordinator
1993	Texas A&M	Defensive Coordinator
1992	Texas A&M	Defensive Coordinator
1991	Texas A&M	Defensive Coordinator
1990	Texas A&M	Defensive Coordinator
1989	Texas A&M	Defensive Coordinator
1988	Texas A&M	Outside Linebackers
1987	Texas A&M	Outside Linebackers
1986	Texas A&M	Outside Linebackers
1985	Texas A&M	Outside Linebackers
1984	Tulane	DC./Asst. Head Coach
1983	Tulane	DC./Asst. Head Coach
1982	Pittsburgh	Linebackers
1981	Pittsburgh	Linebackers
1980	Pittsburgh	Linebackers
1979	Arizona	Linebackers
1978	Arizona	Linebackers
1977	Pittsburgh	Graduate Assistant



Bob Davie enters his eighth season at The University of New Mexico, where he has led the program to back-to-back bowl games, a 2016 Gildan New Mexico Bowl title, and increased respect in the form of nationally televised games and increased media attention.

The 2018 season saw him complete his 32nd season as a collegiate football coach, and it marked his 42nd season overall in the sport, including 10 years as a broadcaster at ESPN.

The 2018 season saw UNM put a scare into the nation's No. 5 team in Wisconsin, and pick up a record breaking win over UNLV, winning with the largest road margin of victory for the Lobos in the Mountain West. The Lobos also had a win in the Rio Grande Rivalry, winning 42-25 over New Mexico State, giving Davie a 5-2 record against UNM's rivals to the south.

UNM also led the nation in kickoff coverage and had the top punt returner in the nation, continuing the hallmark of tremendous special teams play under Davie. The team also turned in the best academic year on record with a 2.83 GPA in the Fall and a 2.92 in the Spring, two of the five highest GPAs in program history. Additionally, UNM set records as a program with 27 Academic All-Conference performers and 13 Mountain West Scholar-Athletes.

While the 2017 season did not see the results on the field that Davie and the Lobos got used too, it still had many successful moments. The season culminated with four Lobos making it into NFL camps, including the program's first draft choice in eight years with Jason Sanders as a seventh-round selection of the Miami Dolphins. Additionally, Lamar Jordan signed a free agent contract with the Atlanta Falcons and Corey Bojorquez did likewise with the New England Patriots.

The Lobos finished among the national leaders in kickoff coverage and punt coverage, and running back Richard McQuarley tied the school record with five touchdown runs against Air Force.

In addition, the Lobos continued their streak in which the team returned a kickoff for a touchdown in each of Bob Davie's first six seasons as Elijah Lilly took one back against Texas A&M. The touchdown was the 10th in those six seasons, and that was tied for the third-most in the nation over that time period, and UNM's streak of one kickoff return for a touchdown from 2010-17 was the second-longest streak nationally.

UNM was also strong off the field, with a program record 23 Mountain West All-Academic selections and a 2.85 GPA in the Spring semester, the highest under Davie at the time.

It's safe to say that his first five years at New Mexico has seen him orchestrate one of the best rebuilding jobs in the history of the sport. When he arrived on campus in 2012, he inherited a program that had gone just 3-37 in the previous 40 games and had the lowest number of scholarship players in Division I. Knowing that back story makes UNM's stretch all the more remarkable.

Over the 2015 and 2016 seasons, New Mexico went 16-10, tying a school record for the most wins in back-to-back seasons in school history. The Lobos tied a school record with six conference wins in 2016, and UNM's 11 conference wins over those two seasons were the most in school history. New Mexico's 12-5 Mountain West record over a 17-game stretch was tied for the best in the Mountain Division and is the second-best in the league overall.

Perhaps there is no better stat to show how far Davie has brought the Lobos than this: after no wins over Bowl eligible teams from 2008-14, the Lobos defeated seven bowl eligible teams over those two seasons.

## UNDER DAVIE...

**NEW MEXICO RECORD WHEN..... 2012...2013...2014...2015...2016...2017...2018...2019..... OVERALL**

Lobos lead after 1st quarter.....	4-3.....3-2.....3-2.....4-2.....7-2.....2-1.....1-2.....1-1.....	25-15
Lobos trail after 1st quarter.....	0-5.....0-7.....0-4.....2-2.....1-2.....0-8.....1-7.....1-6.....	5-51
Score tied after 1st quarter.....	0-1.....0-0.....1-2.....1-2.....1-0.....1-0.....1-0.....0-1.....	5-6
Lobos lead after halftime.....	4-1.....2-1.....3-2.....5-0.....6-1.....2-0.....3-1.....1-0.....	26-6
Lobos trail after halftime.....	0-8.....0-7.....1-5.....2-6.....1-3.....1-9.....0-8.....0-8.....	5-54
Score tied after halftime.....	0-0.....1-1.....0-1.....0-0.....2-0.....0-0.....0-0.....1-0.....	4-2
Lobos lead after 3rd quarter.....	4-0.....2-0.....2-1.....5-1.....8-1.....3-0.....3-1.....2-0.....	30-4
Lobos trail after 3rd quarter.....	0-9.....1-8.....2-7.....1-5.....0-3.....0-9.....0-8.....0-8.....	4-57
Score tied after 3rd quarter.....	0-0.....0-1.....0-0.....1-0.....1-0.....0-0.....0-0.....0-0.....	2-1

**SCHEDULE BREAKDOWN..... 2012...2013...2014...2015...2016...2017...2018...2019..... OVERALL**

Overall.....	4-9.....3-9.....4-8.....7-6.....9-4.....3-9.....3-9.....2-9.....	35-63
August.....	0-0.....0-1.....0-1.....0-0.....0-0.....0-0.....0-0.....1-0.....	1-2
September.....	2-3.....2-2.....1-2.....2-2.....1-2.....3-2.....2-2.....1-2.....	14-17
October.....	2-2.....0-2.....1-2.....2-2.....4-1.....0-3.....1-3.....0-4.....	10-19
November.....	0-4.....1-4.....2-3.....3-1.....3-1.....0-4.....0-4.....0-3.....	9-24
December.....	0-0.....0-0.....0-0.....0-1.....1-0.....0-0.....0-0.....0-0.....	1-1

**CONFERENCE GAMES..... 2012...2013...2014...2015...2016...2017...2018...2019..... OVERALL**

Home.....	0-4.....1-3.....1-3.....3-1.....3-1.....1-3.....0-4.....0-3.....	9-22
Road.....	1-3.....0-4.....1-3.....2-2.....2-1.....0-4.....1-3.....0-4.....	7-24
Neutral.....	0-0.....0-0.....0-0.....0-0.....1-0.....0-0.....0-0.....0-0.....	1-0

**NON-CONFERENCE GAMES..... 2012...2013...2014...2015...2016...2017...2018...2019..... OVERALL**

Home.....	2-0.....1-1.....0-2.....2-2.....3-0.....1-1.....1-1.....2-0.....	12-7
Road.....	1-2.....1-1.....2-0.....0-1.....0-2.....1-1.....1-1.....0-2.....	6-10

**MISCELLANEOUS..... 2012...2013...2014...2015...2016...2017...2018...2019..... OVERALL**

Games Decided by a TD or less (8 pts).....	0-5.....2-3.....3-3.....3-2.....5-1.....1-3.....0-2.....2-1.....	16-20
Games Decided by a FG or less (3 pts).....	0-1.....0-0.....2-0.....2-0.....2-1.....1-3.....0-1.....1-0.....	8-6
Games Played on Grass.....	1-0.....0-1.....0-0.....0-1.....1-0.....0-2.....0-0.....0-0.....	2-4
Games Played on Turf.....	3-9.....3-8.....4-8.....7-5.....8-4.....3-7.....3-9.....2-9.....	33-59
Day Games (start before 6 pm).....	2-7.....1-5.....3-5.....4-4.....3-2.....2-4.....1-7.....2-3.....	18-37
Night Games (start 6 pm or later).....	2-2.....2-4.....1-3.....3-2.....6-2.....1-5.....2-2.....0-5.....	17-26
vs. Ranked.....	0-2.....0-1.....0-2.....0-0.....0-1.....0-0.....0-2.....0-2.....	0-10
Overtime.....	0-0.....1-0.....0-0.....0-0.....0-0.....0-0.....0-0.....0-0.....	1-0

New Mexico Inside Opponent Red-Zone

Date	Opponent	Score	Times		Total	Rush		Pass	FGs	Failed to score inside RZ					
			In RZ	Scored	Pts	TDs	TDs	TDs	Made	FGA	Down	Int	Fumb	Half	Game
Aug 31, 2019	SAM HOUSTON STATE	W 39-31	5	5	26	3	3	0	2	0	0	0	0	0	0
Sep 14, 2019	at Notre Dame	L 14-66	1	0	0	0	0	0	0	0	0	0	1	0	0
Sep 21, 2019	NEW MEXICO STATE	W 55-52	5	4	28	4	3	1	0	0	0	0	0	1	0
Sep 28, 2019	at Liberty	L 10-17	3	1	7	1	0	1	0	0	1	1	0	0	0
Oct 04, 2019	at San Jose State	L 21-32	3	1	7	1	1	0	0	1	0	0	1	0	0
Oct 11, 2019	COLORADO STATE	L 21-35	4	3	21	3	3	0	0	0	0	0	1	0	0
Oct 19, 2019	at Wyoming	L 10-23	3	2	10	1	0	1	1	0	0	0	0	1	0
Oct 26, 2019	HAWAII	L 31-45	3	3	17	2	1	1	1	0	0	0	0	0	0
Nov 02, 2019	at Nevada	L 10-21	3	2	10	1	1	0	1	0	1	0	0	0	0
Nov 16, 2019	at Boise State	L 9-42	1	1	6	1	1	0	0	0	0	0	0	0	0
Nov 23, 2019	AIR FORCE	L 22-44	3	3	16	2	1	1	1	0	0	0	0	0	0
Nov 30, 2019	UTAH STATE														
Totals			34	25	148	19	14	5	6	1	2	1	3	2	0
25 of 34 (73.5%)															

Opponents Inside New Mexico Red-Zone

Date	Opponent	Score	Times		Total	Rush		Pass	FGs	Failed to score inside RZ					
			In RZ	Scored	Pts	TDs	TDs	TDs	Made	FGA	Down	Int	Fumb	Half	Game
Aug 31, 2019	SAM HOUSTON STATE	W 39-31	3	3	22	3	2	1	0	0	0	0	0	0	0
Sep 14, 2019	at Notre Dame	L 14-66	4	4	24	3	2	1	1	0	0	0	0	0	0
Sep 21, 2019	NEW MEXICO STATE	W 55-52	8	8	52	7	4	3	1	0	0	0	0	0	0
Sep 28, 2019	at Liberty	L 10-17	4	2	14	2	0	2	0	1	0	0	1	0	0
Oct 04, 2019	at San Jose State	L 21-32	7	5	22	2	1	1	3	1	0	0	0	1	0
Oct 11, 2019	COLORADO STATE	L 21-35	5	2	14	2	2	0	0	1	0	0	1	1	0
Oct 19, 2019	at Wyoming	L 10-23	4	4	23	3	2	1	1	0	0	0	0	0	0
Oct 26, 2019	HAWAII	L 31-45	4	4	24	3	2	1	1	0	0	0	0	0	0
Nov 02, 2019	at Nevada	L 10-21	3	2	14	2	1	1	0	0	1	0	0	0	0
Nov 16, 2019	at Boise State	L 9-42	4	4	28	4	1	3	0	0	0	0	0	0	0
Nov 23, 2019	AIR FORCE	L 22-44	3	2	14	2	2	0	0	0	0	0	1	0	0
Nov 30, 2019	UTAH STATE														
Totals			49	40	251	33	19	14	7	3	1	0	3	2	0
40 of 49 (81.6%)															

## 2019 STARTING LINEUPS

## OFFENSE

OPPONENT	QB	WR	WR	WR/RB*/TE#	RB	TE/WR*/RB#	LT	LG	C	RG	RT
SHSU	Hughes	Kress	Umeh	Griffin IV	Davis	Williams	Mosely	Estrella	Stapley	Jankoviak	Saltes
@UND	S. Jones	Kress	Umeh	Beilman#	J. Jones	Williams	Mosely	Zavala	Stapley	Jankoviak	Saltes
NMSU	Tuioti	Kress	Umeh	Lilly	Davis	Williams	Mosely	Estrella	Stapley	Jankoviak	Saltes
@LIB	Tuioti	Kress	Umeh	Griffin IV	Davis	Williams	Mosely	Estrella	Stapley	Jankoviak	Saltes
@SJSU	Tuioti	Kress	Umeh	Logan-Greene	Davis	Williams	Estrella	Briggs	Stapley	Jankoviak	Saltes
CSU	S. Jones	Kress	Molina	Logan-Greene	Carroll	Williams	Mosely	Estrella	Stapley	Briggs	Saltes
@WYO	S. Jones	Kress	Molina	Logan-Greene	Carroll	Williams	Mosely	Estrella	Stapley	Briggs	Saltes
HAW	Tuioti	Kress	Molina	Beilman#	Carroll	Williams	Mosely	Zavala	Stapley	Briggs	Saltes
@NEV	Tuioti	Kress	Somoye	Logan-Greene	Davis	Williams	Mosely	Estrella	Stapley	Zavala	Saltes
@BSU	Tuioti	Kress	Umeh	Logan-Greene	Davis	Williams	Mosely	Estrella	Stapley	Zavala	Saltes
AFA	Tuioti	Kress	Umeh	Beilman#	Moran	Williams	Mosely	Zavala	Stapley	Briggs	Saltes
USU											

## DEFENSE

OPPONENT	LE	NT	RE/STAR 2*	RUSH	MLB	WLB	LCB	SS	FS	RCB	STAR/RUSH 2*
SHSU	Sellers	Blackwell	Austin	Horton	Hart	Vainikolo	Rogers	Peek	Miller	Martin	Hernandez
@UND	Sellers	Gansallo	Austin	Horton	Hart	Vainikolo	Rogers	Peek	Beaton	Martin	Hernandez
NMSU	Sellers	Soremekun	Austin	Hearn	Hart	Vainikolo	Rogers	Peek	Beaton	Martin	Reed II
@LIB	Sellers	Flowers	Austin	Horton	Hart	Vainikolo	Rogers	Peek	Beaton	Martin	Reed II
@SJSU	Soremekun	Flowers	Austin	Horton	Hart	Vainikolo	Rogers	Reed II	Beaton	Martin	Burton
CSU	Sellers	Flowers	Austin	Hearn	Hart	Vainikolo	Rogers	Reed II	Beaton	Martin	Burton
@WYO	Sellers	Flowers	Austin	Hearn	Hart	Vainikolo	Rogers	Bolden	Beaton	Martin	Hernandez
HAW	Soremekun	Austin	Burton*	Hearn	Hart	Vainikolo	Rogers	Reed II	Beaton	Martin	Hernandez
@NEV	Sellers	Gansallo	Austin	Hearn	Hart	Vainikolo	Rogers	Reed II	Beaton	Martin	Hernandez
@BSU	Sellers	Gansallo	Austin	Hearn	Hart	Vainikolo	Rogers	Reed II	Beaton	Martin	Hernandez
AFA	Sellers	Murray	Austin	Hearn	Hart	Vainikolo	Rogers	Hernandez	Miller	Martin	Shook*
USU											



Date	Opponent		Score	Overall	Conference	Time	Attend
Aug 31, 2019	SAM HOUSTON STATE	W	39-31	1-0	0-0	3:56	13749
Sep 14, 2019	at #7 Notre Dame	L	14-66	1-1	0-0	3:23	77622
Sep 21, 2019	NEW MEXICO STATE	W	55-52	2-1	0-0	3:25	27269
Sep 28, 2019	at Liberty	L	10-17	2-2	0-0	3:04	17101
* Oct 04, 2019	at San Jose State	L	21-32	2-3	0-1	3:37	16119
* Oct 11, 2019	COLORADO STATE	L	21-35	2-4	0-2	3:51	15393
* Oct 19, 2019	at Wyoming	L	10-23	2-5	0-3	2:54	22884
* Oct 26, 2019	HAWAII	L	31-45	2-6	0-4	3:23	12617
* Nov 02, 2019	at Nevada	L	10-21	2-7	0-5	3:15	15631
* Nov 16, 2019	at #19 Boise State	L	9-42	2-8	0-6	3:18	31492
* Nov 23, 2019	AIR FORCE	L	22-44	2-9	0-7	2:56	13844
* Nov 30, 2019	UTAH STATE						

## Team Statistics

## NM

## OPP

SCORING	242	408
Points Per Game	22.0	37.1
Points Off Turnovers	28	86
FIRST DOWNS	223	248
Rushing	99	88
Passing	98	136
Penalty	26	24
RUSHING YARDAGE	2187	1775
Yards gained rushing	2440	2090
Yards lost rushing	253	315
Rushing Attempts	447	415
Average Per Rush	4.9	4.3
Average Per Game	198.8	161.4
TDs Rushing	18	20
PASSING YARDAGE	2233	3685
Comp-Att-Int	153-310-13	240-377-3
Average Per Pass	7.2	9.8
Average Per Catch	14.6	15.4
Average Per Game	203.0	335.0
TDs Passing	11	31
TOTAL OFFENSE	4420	5460
Total Plays	757	792
Average Per Play	5.8	6.9
Average Per Game	401.8	496.4
KICK RETURNS: #-Yards	24-595	16-405
PUNT RETURNS: #-Yards	20-132	15-106
INT RETURNS: #-Yards	3-71	13-133
KICK RETURN AVERAGE	24.8	25.3
PUNT RETURN AVERAGE	6.6	7.1
INT RETURN AVERAGE	23.7	10.2
FUMBLES-LOST	18-9	15-7
PENALTIES-Yards	75-679	78-672
Average Per Game	61.7	61.1
PUNTS-Yards	54-2461	47-2101
Average Per Punt	45.6	44.7
Net punt average	42.1	41.0
KICKOFFS-Yards	52-3166	73-4436
Average Per Kick	60.9	60.8
Net kick average	38.7	39.3
TIME OF POSSESSION/Game	29:22	30:38
3RD-DOWN Conversions	58/156	68/162
3rd-Down Pct	37%	42%
4TH-DOWN Conversions	5/15	14/21
4th-Down Pct	33%	67%
SACKS BY-Yards	22-164	15-93
MISC YARDS	0	0
TOUCHDOWNS SCORED	30	54
FIELD GOALS-ATTEMPTS	12-16	10-15
ON-SIDE KICKS	0-1	1-1
RED-ZONE SCORES	(25-34) 74%	(40-49) 82%
RED-ZONE TOUCHDOWNS	(19-34) 56%	(33-49) 67%
PAT-ATTEMPTS	(24-28) 86%	(50-53) 94%
ATTENDANCE	82872	180849
Games/Avg Per Game	5/16574	6/30142
Neutral Site Games		0/0

Score by Quarters	1st	2nd	3rd	4th	OT	Total
New Mexico	50	54	53	85	0	242
Opponents	107	137	77	87	0	408

Rushing	gp	att	gain	loss	net	avg	td	lg	avg/g
DAVIS, Ahmari	9	140	849	17	832	5.9	7	67	92.4
CARROLL, Bryson	9	93	502	28	474	5.1	2	56	52.7
TUIOTI, Tevaka	9	52	354	92	262	5.0	0	48	29.1
JONES, Sheriron	6	47	254	50	204	4.3	3	35	34.0
COLE, Bobby	11	16	117	0	117	7.3	2	37	10.6
MORAN, Kentrail	6	27	103	3	100	3.7	2	9	16.7
VIGILANT, Daevon	10	17	58	5	53	3.1	1	15	5.3
GRAY, Micah	11	9	49	0	49	5.4	1	13	4.5
HALL, Trae	2	6	48	0	48	8.0	0	16	24.0
JONES, Javohn	4	8	31	5	26	3.2	0	11	6.5
ALEXANDER, Chad	4	5	25	0	25	5.0	0	7	6.2
GRIFFIN IV, Jay	6	3	12	0	12	4.0	0	8	2.0
LOGAN-GREENE, Ema	10	5	15	6	9	1.8	0	6	0.9
JOHNSON, Lawrence	2	3	9	0	9	3.0	0	4	4.5
VIEIRA, Thomas	11	1	4	0	4	4.0	0	4	0.4
LILLY, Elijah	3	2	3	0	3	1.5	0	2	1.0
DYER, Tyson	11	1	2	0	2	2.0	0	2	0.2
PATTERSON III Cedric	11	2	5	4	1	0.5	0	5	0.1
HUGHES, Brandt	1	1	0	5	-5	-5.0	0	0	-5.0
TEAM	11	9	0	38	-38	-4.2	0	0	-3.5
Total	11	447	2440	253	2187	4.9	18	67	198.8
Opponents	11	415	2090	315	1775	4.3	20	76	161.4

Passing	gp	effic	comp-att-int	pct	yds	td	lg	avg/g
TUIOTI, Tevaka	9	120.89	102-195-6	52.3	1460	7	62	162.2
JONES, Sheriron	6	90.26	34-76-7	44.7	500	2	47	83.3
HUGHES, Brandt	1	104.52	12-29-0	41.4	218	0	51	218.0
HALL, Trae	2	231.71	5-7-0	71.4	55	2	27	27.5
TEAM	11	0.00	0-2-0	0.0	0	0	0	0.0
DRENNAN, Q	5	0.00	0-1-0	0.0	0	0	0	0.0
Total	11	113.18	153-310-13	49.4	2233	11	62	203.0
Opponents	11	171.31	240-377-3	63.7	3685	31	87	335.0

Receiving	gp	no.	yds	avg	td	lg	avg/g
KRESS, Jordan	11	25	514	20.6	5	59	46.7
WILLIAMS, Marcus	11	24	408	17.0	0	42	37.1
UMEH, Anselem	10	20	256	12.8	0	40	25.6
LOGAN-GREENE, Ema	10	19	193	10.2	0	21	19.3
GRIFFIN IV, Jay	6	13	118	9.1	0	25	19.7
MOLINA, Aaron	9	12	229	19.1	3	41	25.4
PATTERSON III Cedric	11	7	168	24.0	2	62	15.3
LILLY, Elijah	3	7	95	13.6	0	36	31.7
SOMOYE, Anu	10	5	76	15.2	1	29	7.6
DRENNAN, Q	5	5	48	9.6	0	18	9.6
VIGILANT, Daevon	10	4	11	2.8	0	6	1.1
DAVIS, Ahmari	9	3	63	21.0	0	51	7.0
VIEIRA, Thomas	11	3	21	7.0	0	11	1.9
JONES, Javohn	4	3	13	4.3	0	6	3.2
CARROLL, Bryson	9	2	12	6.0	0	7	1.3
JONES, Jr., Jeffrey	3	1	8	8.0	0	8	2.7
Total	11	153	2233	14.6	11	62	203.0
Opponents	11	240	3685	15.4	31	87	335.0

Punt Returns	no.	yds	avg	td	lg
ROGERS, De'John	20	132	6.6	0	23
Total	20	132	6.6	0	23
Opponents	15	106	7.1	0	24

Interceptions	no.	yds	avg	td	lg
REED II, Jerrick	1	43	43.0	1	43
HART, Alex	1	19	19.0	0	19
AUSTIN, Erin	1	9	9.0	0	9
Total	3	71	23.7	1	43
Opponents	13	133	10.2	2	34

Kick Returns	no.	yds	avg	td	lg
CARROLL, Bryson	8	245	30.6	0	58
LoVETT III, Michael	6	142	23.7	0	29
ALEXANDER, Chad	4	74	18.5	0	26
DRENNAN, Q	3	68	22.7	0	28
MARTIN, Donte	2	41	20.5	0	26
UMEH, Anselem	1	25	25.0	0	25
Total	24	595	24.8	0	58
Opponents	16	405	25.3	0	71

Fumble Returns	no.	yds	avg	td	lg
SELLERS, Trent	1	5	5.0	0	5
Total	1	5	5.0	0	5
Opponents	4	43	10.8	1	24

Scoring	td	fg	PAT				dxp	saf	pts
			kick	rush	rcv	pass			
SHELLEY, Andrew	-	12-16	24-28	-	-	-	-	-	60
DAVIS, Ahmari	7	-	-	-	-	-	-	-	42
KRESS, Jordan	5	-	-	-	-	-	-	-	30
JONES, Sheriron	3	-	-	-	-	1-1	-	-	18
MOLINA, Aaron	3	-	-	-	-	-	-	-	18
MORAN, Kentrail	2	-	-	-	-	-	-	-	12
COLE, Bobby	2	-	-	-	-	-	-	-	12
PATTERSON III Cedric	2	-	-	-	-	-	-	-	12
CARROLL, Bryson	2	-	-	-	-	-	-	-	12
SOMOYE, Anu	1	-	-	-	-	-	-	-	6
GRAY, Micah	1	-	-	-	-	-	-	-	6
REED II, Jerrick	1	-	-	-	-	-	-	-	6
VIGILANT, Daevon	1	-	-	-	-	-	-	-	6
WILLIAMS, Marcus	-	-	-	-	1	-	-	-	2
HALL, Trae	-	-	-	-	-	0-1	-	-	0
Total	30	12-16	24-28	-	1	1-2	-	-	242
Opponents	54	10-15	50-53	-	1	1-1	1	-	408

Total Offense	q	plays	rush	pass	total	avg/g
TUIOTI, Tevaka	9	247	262	1460	1722	191.3
DAVIS, Ahmari	9	140	832	0	832	92.4
JONES, Sheriron	6	123	204	500	704	117.3
CARROLL, Bryson	9	93	474	0	474	52.7
HUGHES, Brandt	1	30	-5	218	213	213.0
COLE, Bobby	11	16	117	0	117	10.6
HALL, Trae	2	13	48	55	103	51.5
MORAN, Kentrail	6	27	100	0	100	16.7
VIGILANT, Daevon	10	17	53	0	53	5.3
GRAY, Micah	11	9	49	0	49	4.5
JONES, Javohn	4	8	26	0	26	6.5
ALEXANDER, Chad	4	5	25	0	25	6.2
GRIFFIN IV, Jay	6	3	12	0	12	2.0
LOGAN-GREENE, Ema	10	5	9	0	9	0.9
JOHNSON, Lawrence	2	3	9	0	9	4.5
VIEIRA, Thomas	11	1	4	0	4	0.4
LILLY, Elijah	3	2	3	0	3	1.0
DYER, Tyson	11	1	2	0	2	0.2
PATTERSON III Cedric	11	2	1	0	1	0.1
TEAM	11	11	-38	0	-38	-3.5
Total	11	757	2187	2233	4420	401.8
Opponents	11	792	1775	3685	5460	496.4

Field Goals	fg	pct.	01-19	20-29	30-39	40-49	50-99	lg	blk
SHELLEY, Andrew	12-16	75.0	0-0	3-4	1-1	7-9	1-2	52	0

FG Sequence	New Mexico	Opponents
Sam Houston State	(44),(41),(27),(25)	(46)
Notre Dame	-	(36)
New Mexico State	(48),(49)	(33),44
Liberty	(52)	(42),32
San Jose State	28	41,(24),(33),(49),(24)
Colorado State	-	46
Wyoming	(25)	47,(36)
Hawai'i	(39),48	(24)
Nevada	53,(49)	-
Boise State	48,(40)	-
Air Force	(40)	-
Utah State	-	-

Punting	no.	yds	avg	lg	tb	fc	i20	50+	blk
DYER, Tyson	53	2441	46.1	63	4	16	33	20	1
TEAM	1	20	20.0	20	0	0	0	0	0
Total	54	2461	45.6	63	4	16	33	20	1
Opponents	47	2101	44.7	60	2	4	14	10	0

Kickoffs	no.	yds	avg	tb	ob	retn	net	ydln
MURPHREE, Donovan	50	3071	61.4	29	1			
KELLY-ROMERO, Dyla	2	95	47.5	1	0			
Total	52	3166	60.9	30	1	25.3	38.7	26
Opponents	73	4436	60.8	39	3	24.8	39.3	25

Numbers in (parentheses) indicate field goal was made.

All Purpose	g	rush	rcv	pr	kr	ir	total	avg/g
DAVIS, Ahmari	9	832	63	0	0	0	895	99.4
CARROLL, Brys	9	474	12	0	245	0	731	81.2
KRESS, Jordan	11	0	514	0	0	0	514	46.7
WILLIAMS, Mar	11	0	408	0	0	0	408	37.1
UMEH, Anselem	10	0	256	0	25	0	281	28.1
TUIOTI, Tevaka	9	262	0	0	0	0	262	29.1
MOLINA, Aaron	9	0	229	0	0	0	229	25.4
JONES, Sheriro	6	204	0	0	0	0	204	34.0
LOGAN-GREEN	10	9	193	0	0	0	202	20.2
PATTERSON III	11	1	168	0	0	0	169	15.4
LoVETT III, Mich	11	0	0	0	142	0	142	12.9
ROGERS, De'Jo	11	0	0	132	0	0	132	12.0
GRIFFIN IV, Jay	6	12	118	0	0	0	130	21.7
COLE, Bobby	11	117	0	0	0	0	117	10.6
DRENNAN, Q	5	0	48	0	68	0	116	23.2
MORAN, Kentrai	6	100	0	0	0	0	100	16.7
ALEXANDER, C	4	25	0	0	74	0	99	24.8
LILLY, Elijah	3	3	95	0	0	0	98	32.7
SOMOYE, Anu	10	0	76	0	0	0	76	7.6
VIGILANT, Daev	10	53	11	0	0	0	64	6.4
GRAY, Micah	11	49	0	0	0	0	49	4.5
HALL, Trae	2	48	0	0	0	0	48	24.0
REED II, Jerrick	9	0	0	0	0	43	43	4.8
MARTIN, Donte	11	0	0	0	41	0	41	3.7
JONES, Javohn	4	26	13	0	0	0	39	9.8
VIEIRA, Thomas	11	4	21	0	0	0	25	2.3
HART, Alex	11	0	0	0	0	19	19	1.7
AUSTIN, Erin	11	0	0	0	0	9	9	0.8
JOHNSON, Law	2	9	0	0	0	0	9	4.5
JONES, Jr., Jeffr	3	0	8	0	0	0	8	2.7
DYER, Tyson	11	2	0	0	0	0	2	0.2
HUGHES, Brand	1	-5	0	0	0	0	-5	-5.0
TEAM	11	-38	0	0	0	0	-38	-3.5
Total	11	2187	2233	132	595	71	5218	474.4
Opponents	11	1775	3685	106	405	133	6104	554.9



#	Defensive Leaders	gp	Tackles				Sacks no-yds	Pass defense			Fumbles		blkd	
			ua	a	tot	tfl/yds		int-yds	brup	qbh	rcv-yds	ff	kick	saf
3C	HART, Alex	11	44	31	75	9.0-45	4.0-32	1-19	4	2	.	1	.	.
30	VAINIKOLO, Alexander	11	39	26	65	10.5-74	3.0-37	.	1	1	.	.	.	.
3B	HERNANDEZ, Johnny	9	28	22	50	1.0-1	.	.	2	1	.	.	.	.
6Z	ROGERS, De'John	11	39	8	47	.	.	.	9	.	2-0	1	.	.
9Z	REED II, Jerrick	9	32	14	46	3.0-6	.	1-43	1	1	.	.	.	.
1E	BEATON, Letayveon	11	33	12	45	.	.	.	2	.	.	1	.	.
2J	HEARN, Jacobi	11	27	14	41	10.0-56	6.0-44	.	2	.	.	2	.	.
8Z	MARTIN, Donte	11	29	9	38	2.0-2	.	.	7	.	.	.	.	.
90	AUSTIN, Erin	11	23	11	34	2.5-18	1.5-11	1-9	.	3	.	3	.	.
1A	MILLER, Kameron	10	12	13	25	0.5-0	.	.	.	.	.	.	.	.
1H	HORTON, Dylan	6	13	10	23	2.5-12	1.5-9	.	1	2	.	.	.	.
98	NOBLE, Joey	10	12	10	22	3.5-13	1.0-7	.	.	2	1-0	1	.	.
1I	SANDERS, Devin	10	13	8	21	2.0-7	1.5-6	.	.	1	1-0	1	1	.
46	SHOOK, Brandon	11	13	7	20	.	.	.	.	2	.	1	.	.
2A	BURTON, Brandon	7	9	10	19	0.5-0	.	.	.	.	1-0	.	.	.
3Z	PEEK, Patrick	4	11	7	18	1.0-1	.	.	.	.	.	.	.	.
1C	BOLDEN, Nico	9	12	4	16	1.0-3	.	.	.	.	.	.	.	.
8D	SELLERS, Trent	11	11	4	15	5.5-21	1.0-11	.	.	3	1-5	.	.	.
1D	LoVETT III, Michael	11	11	2	13	.	.	.	.	.	.	.	.	.
93	FLOWERS, Nahje	6	5	8	13	2.0-4	1.5-3	.	.	.	.	.	1	.
2C	HANNAH, Reco	11	6	4	10	0.5-1	.	.	.	.	.	.	.	.
95	SOREMEKUN, Adebayo	8	4	6	10	2.0-8	1.0-4	.	1	2	.	.	1	.
54	MURRAY, Langston	9	.	8	8	.	.	.	.	.	.	.	.	.
97	HARRIS, Justin	7	4	4	8	1.0-1	.	.	.	.	.	.	.	.
9I	GANSALLO, Ben	11	3	3	6	.	.	.	1	.	.	.	.	.
5E	PAUNI, Elmer	8	3	2	5	.	.	.	.	.	.	.	.	.
5Z	LEWIS, James	9	3	1	4	.	.	.	.	.	.	.	.	.
88	WILLIAMS, Marcus	11	2	1	3	.	.	.	.	.	.	.	.	.
2H	COLLIER, Tony	9	1	2	3	.	.	.	1	.	.	.	.	.
52	BLACKWELL, Aaro	1	1	2	3	.	.	.	.	.	.	.	.	.
80	SOMOYE, Anu	10	2	.	2	.	.	.	.	.	.	.	.	.
3D	EnRICO, Jared	8	1	1	2	.	.	.	.	.	.	.	.	.
1B	HUNT, Antonio	4	2	.	2	.	.	.	.	.	.	.	.	.
7Z	MANLY, Blair	6	.	1	1	.	.	.	.	.	.	.	.	.
9	KRESS, Jordan	11	1	.	1	.	.	.	.	.	.	.	.	.
4Z	LOWERY, Shaddrick	11	1	.	1	.	.	.	.	.	.	.	.	.
64	STAPLEY, Kyle	11	1	.	1	.	.	.	.	.	.	.	.	.
17	LOGAN-GREENE, Eman.	10	1	.	1	.	.	.	.	.	.	.	.	.
55	JANG, Radson	4	1	.	1	.	.	.	.	.	.	.	.	.
96	DYER, Tyson	11	1	.	1	.	.	.	.	.	.	.	.	.
50	SALTES, Teton	11	1	.	1	.	.	.	.	.	.	.	.	.
1J	CUFFEE, Jr., Eric	3	1	.	1	.	.	.	.	.	.	.	.	.
34	COLE, Bobby	11	1	.	1	.	.	.	.	.	.	.	.	.
71	ZAVALA, David	11	1	.	1	.	.	.	.	.	.	.	.	.
13	MOLINA, Aaron	9	1	.	1	.	.	.	.	.	.	.	.	.
TM	TEAM	11	.	.	.	.	.	.	.	.	1-0	.	.	.
Total		11	459	265	724	60-273	22-164	3-71	32	20	7-5	11	3	.
Opponents		11	424	294	718	51-175	15-93	13-133	37	10	9-43	9	2	.

**SEASON**
**CAREER**

Rushing	gp	att	gain	loss	net	avg	td	lg	avg/g	gp	att	gain	loss	net	avg	td	lg	avg/g
DAVIS, Ahmari	9	140	849	17	832	5.9	7	67	92.4	17	191	1050	33	1017	5.3	11	67	59.8
CARROLL, Bryson	9	93	502	28	474	5.1	2	56	52.7	12	106	554	31	523	4.9	2	56	43.6
TUIOTI, Tevaka	9	52	354	92	262	5.0	0	48	29.1	20	95	643	139	504	5.3	2	48	25.2
JONES, Sheriron	6	47	254	50	204	4.3	3	35	34.0	17	126	622	132	490	3.9	3	35	28.8
COLE, Bobby	11	16	117	0	117	7.3	2	37	10.6	13	16	117	0	117	7.3	2	37	9.0
MORAN, Kentrail	6	27	103	3	100	3.7	2	9	16.7	12	41	136	4	132	3.2	2	10	11.0
VIGILANT, Daevon	10	17	58	5	53	3.1	1	15	5.3	10	17	58	5	53	3.1	1	15	5.3
GRAY, Micah	11	9	49	0	49	5.4	1	13	4.5	21	16	72	0	72	4.5	1	13	3.4
HALL, Trae	2	6	48	0	48	8.0	0	16	24.0	3	7	54	0	54	7.7	0	16	18.0
JONES, Javohn	4	8	31	5	26	3.2	0	11	6.5	13	11	36	6	30	2.7	0	11	2.3
ALEXANDER, Chad	4	5	25	0	25	5.0	0	7	6.2	4	5	25	0	25	5.0	0	7	6.2
GRIFFIN IV, Jay	6	3	12	0	12	4.0	0	8	2.0	30	17	147	10	137	8.1	1	61	4.6
LOGAN-GREENE, Ema	10	5	15	6	9	1.8	0	6	0.9	10	5	15	6	9	1.8	0	6	0.9
JOHNSON, Lawrence	2	3	9	0	9	3.0	0	4	4.5	2	3	9	0	9	3.0	0	4	4.5
VIEIRA, Thomas	11	1	4	0	4	4.0	0	4	0.4	27	1	4	0	4	4.0	0	4	0.1
LILLY, Elijah	3	2	3	0	3	1.5	0	2	1.0	36	10	66	7	59	5.9	0	25	1.6
DYER, Tyson	11	1	2	0	2	2.0	0	2	0.2	23	1	2	0	2	2.0	0	2	0.1
PATTERSON III Cedric	11	2	5	4	1	0.5	0	5	0.1	13	2	5	4	1	0.5	0	5	0.1
HUGHES, Brandt	1	1	0	5	-5	-5.0	0	0	-5.0	1	1	0	5	-5	-5.0	0	0	-5.0
TEAM	11	9	0	38	-38	-4.2	0	0	-3.5									
Total	11	447	2440	253	2187	4.9	18	67	198.8									
Opponents	11	415	2090	315	1775	4.3	20	76	161.4									

Passing	gp	effic	comp-att-int	pct	yds	td	lg	avg/g	gp	effic	comp-att-int	pct	yds	td	lg	avg/g
TUIOTI, Tevaka	9	120.89	102-195-6	52.3	1460	7	62	162.2	20	119.81	183-356-14	51.4	2604	16	69	130.2
JONES, Sheriron	6	90.26	34-76-7	44.7	500	2	47	83.3	17	117.31	136-263-19	51.7	1917	15	79	112.8
HUGHES, Brandt	1	104.52	12-29-0	41.4	218	0	51	218.0	1	104.52	12-29-0	41.4	218	0	51	218.0
HALL, Trae	2	231.71	5-7-0	71.4	55	2	27	27.5	3	231.71	5-7-0	71.4	55	2	27	18.3
TEAM	11	0.00	0-2-0	0.0	0	0	0	0.0								
DRENNAN, Q	5	0.00	0-1-0	0.0	0	0	0	0.0	5	0.00	0-1-0	0.0	0	0	0	0.0
Total	11	113.18	153-310-13	49.4	2233	11	62	203.0								
Opponents	11	171.31	240-377-3	63.7	3685	31	87	335.0								

Receiving	gp	no.	yds	avg	td	lg	avg/g	gp	no.	yds	avg	td	lg	avg/g
KRESS, Jordan	11	25	514	20.6	5	59	46.7	11	25	514	20.6	5	59	46.7
WILLIAMS, Marcus	11	24	408	17.0	0	42	37.1	11	24	408	17.0	0	42	37.1
UMEH, Anselem	10	20	256	12.8	0	40	25.6	31	39	631	16.2	3	56	20.4
LOGAN-GREENE, Ema	10	19	193	10.2	0	21	19.3	10	19	193	10.2	0	21	19.3
GRIFFIN IV, Jay	6	13	118	9.1	0	25	19.7	30	63	679	10.8	4	71	22.6
MOLINA, Aaron	9	12	229	19.1	3	41	25.4	25	18	313	17.4	4	41	12.5
PATTERSON III Cedric	11	7	168	24.0	2	62	15.3	13	7	168	24.0	2	62	12.9
LILLY, Elijah	3	7	95	13.6	0	36	31.7	36	28	470	16.8	5	74	13.1
SOMOYE, Anu	10	5	76	15.2	1	29	7.6	46	14	217	15.5	3	31	4.7
DRENNAN, Q	5	5	48	9.6	0	18	9.6	5	5	48	9.6	0	18	9.6
VIGILANT, Daevon	10	4	11	2.8	0	6	1.1	10	4	11	2.8	0	6	1.1
DAVIS, Ahmari	9	3	63	21.0	0	51	7.0	17	5	63	12.6	0	51	3.7
VIEIRA, Thomas	11	3	21	7.0	0	11	1.9	27	3	21	7.0	0	11	0.8
JONES, Javohn	4	3	13	4.3	0	6	3.2	13	3	13	4.3	0	6	1.0
CARROLL, Bryson	9	2	12	6.0	0	7	1.3	12	2	12	6.0	0	7	1.0
JONES, Jr., Jeffrey	3	1	8	8.0	0	8	2.7	3	1	8	8.0	0	8	2.7
Total	11	153	2233	14.6	11	62	203.0							
Opponents	11	240	3685	15.4	31	87	335.0							

**SEASON**
**CAREER**

Total Offense	g	plays	rush	pass	total	avg/g		g	plays	rush	pass	total	avg/g
TUIOTI, Tevaka	9	247	262	1460	1722	191.3		20	451	504	2604	3108	155.4
DAVIS, Ahmari	9	140	832	0	832	92.4		17	191	1017	0	1017	59.8
JONES, Sheriron	6	123	204	500	704	117.3		17	389	490	1917	2407	141.6
CARROLL, Bryson	9	93	474	0	474	52.7		12	107	523	0	523	43.6
HUGHES, Brandt	1	30	-5	218	213	213.0		1	30	-5	218	213	213.0
COLE, Bobby	11	16	117	0	117	10.6		13	16	117	0	117	9.0
HALL, Trae	2	13	48	55	103	51.5		3	14	54	55	109	36.3
MORAN, Kentrail	6	27	100	0	100	16.7		12	41	132	0	132	11.0
VIGILANT, Daevon	10	17	53	0	53	5.3		10	17	53	0	53	5.3
GRAY, Micah	11	9	49	0	49	4.5		21	16	72	0	72	3.4
JONES, Javohn	4	8	26	0	26	6.5		13	11	30	0	30	2.3
ALEXANDER, Chad	4	5	25	0	25	6.2		4	5	25	0	25	6.2
GRIFFIN IV, Jay	6	3	12	0	12	2.0		30	17	137	0	137	4.6
JOHNSON, Lawrence	2	3	9	0	9	4.5		2	3	9	0	9	4.5
LOGAN-GREENE, Ema	10	5	9	0	9	0.9		10	5	9	0	9	0.9
VIEIRA, Thomas	11	1	4	0	4	0.4		27	1	4	0	4	0.1
LILLY, Elijah	3	2	3	0	3	1.0		36	10	59	0	59	1.6
DYER, Tyson	11	1	2	0	2	0.2		23	1	2	0	2	0.1
PATTERSON III Cedric	11	2	1	0	1	0.1		13	2	1	0	1	0.1
TEAM	11	11	-38	0	-38	-3.5							
Total	11	757	2187	2233	4420	401.8							
Opponents	11	792	1775	3685	5460	496.4							

Scoring	td	fg	kick	rush	rcv	pass	dxp	saf	pts	td	fg	kick	rush	rcv	pass	dxp	saf	pts
SHELLEY, Andrew	-	12-16	24-28	-	-	-	-	-	60	-	19-24	58-67	-	-	-	-	-	115
DAVIS, Ahmari	7	-	-	-	-	-	-	-	42	11	-	-	-	-	-	-	-	66
KRESS, Jordan	5	-	-	-	-	-	-	-	30	5	-	-	-	-	-	-	-	30
JONES, Sheriron	3	-	-	-	-	1-1	-	-	18	3	-	-	1-1	-	1-2	-	-	20
MOLINA, Aaron	3	-	-	-	-	-	-	-	18	4	-	-	-	-	-	-	-	24
MORAN, Kentrail	2	-	-	-	-	-	-	-	12	2	-	-	-	-	-	-	-	12
PATTERSON III Cedric	2	-	-	-	-	-	-	-	12	2	-	-	-	-	-	-	-	12
CARROLL, Bryson	2	-	-	-	-	-	-	-	12	2	-	-	-	-	-	-	-	12
COLE, Bobby	2	-	-	-	-	-	-	-	12	2	-	-	-	-	-	-	-	12
VIGILANT, Daevon	1	-	-	-	-	-	-	-	6	1	-	-	-	-	-	-	-	6
REED II, Jerrick	1	-	-	-	-	-	-	-	6	1	-	-	-	-	-	-	-	6
GRAY, Micah	1	-	-	-	-	-	-	-	6	1	-	-	-	-	-	-	-	6
SOMOYE, Anu	1	-	-	-	-	-	-	-	6	3	-	-	-	-	-	-	-	18
WILLIAMS, Marcus	-	-	-	-	1	-	-	-	2	-	-	-	-	1	-	-	-	2
HALL, Trae	-	-	-	-	-	0-1	-	-	0	-	-	-	-	-	0-1	-	-	0
Total	30	12-16	24-28	-	1	1-2	-	-	242									
Opponents	54	10-15	50-53	-	1	1-1	1	-	408									

Punt Returns	no.	yds	avg	td	lg		no.	yds	avg	td	lg
ROGERS, De'John	20	132	6.6	0	23		20	132	6.6	0	23
Total	20	132	6.6	0	23						
Opponents	15	106	7.1	0	24						

Kick Returns	no.	yds	avg	td	lg		no.	yds	avg	td	lg
CARROLL, Bryson	8	245	30.6	0	58		8	245	30.6	0	58
LoVETT III, Michael	6	142	23.7	0	29		6	142	23.7	0	29
ALEXANDER, Chad	4	74	18.5	0	26		4	74	18.5	0	26
DRENNAN, Q	3	68	22.7	0	28		3	68	22.7	0	28
MARTIN, Donte	2	41	20.5	0	26		2	41	20.5	0	26
UMEH, Anselem	1	25	25.0	0	25		1	25	25.0	0	25
Total	24	595	24.8	0	58						
Opponents	16	405	25.3	0	71						

**SEASON**
**CAREER**

Interceptions	no.	yds	avg	td	lg
REED II, Jerrick	1	43	43.0	1	43
HART, Alex	1	19	19.0	0	19
AUSTIN, Erin	1	9	9.0	0	9
Total	3	71	23.7	1	43
Opponents	13	133	10.2	2	34

no.	yds	avg	td	lg
1	43	43.0	1	43
1	19	19.0	0	19
1	9	9.0	0	9

Fumble Returns	no.	yds	avg	td	lg
SELLERS, Trent	1	5	5.0	0	5
Total	1	5	5.0	0	5
Opponents	4	43	10.8	1	24

no.	yds	avg	td	lg
1	5	5.0	0	5

All Purpose	g	rush	rcv	pr	kr	ir	total	avg/g
DAVIS, Ahmari	9	832	63	0	0	0	895	99.4
CARROLL, Bryso	9	474	12	0	245	0	731	81.2
KRESS, Jordan	11	0	514	0	0	0	514	46.7
WILLIAMS, Marc	11	0	408	0	0	0	408	37.1
UMEH, Anselem	10	0	256	0	25	0	281	28.1
TUIOTI, Tevaka	9	262	0	0	0	0	262	29.1
MOLINA, Aaron	9	0	229	0	0	0	229	25.4
JONES, Sheriron	6	204	0	0	0	0	204	34.0
LOGAN-GREEN	10	9	193	0	0	0	202	20.2
PATTERSON III	11	1	168	0	0	0	169	15.4
LoVETT III, Mich	11	0	0	0	142	0	142	12.9
ROGERS, De'Jo	11	0	0	132	0	0	132	12.0
GRIFFIN IV, Jay	6	12	118	0	0	0	130	21.7
COLE, Bobby	11	117	0	0	0	0	117	10.6
DRENNAN, Q	5	0	48	0	68	0	116	23.2
MORAN, Kentrail	6	100	0	0	0	0	100	16.7
ALEXANDER, C	4	25	0	0	74	0	99	24.8
LILLY, Elijah	3	3	95	0	0	0	98	32.7
SOMOYE, Anu	10	0	76	0	0	0	76	7.6
VIGILANT, Daev	10	53	11	0	0	0	64	6.4
GRAY, Micah	11	49	0	0	0	0	49	4.5
HALL, Trae	2	48	0	0	0	0	48	24.0
REED II, Jerrick	9	0	0	0	0	43	43	4.8
MARTIN, Donte	11	0	0	0	41	0	41	3.7
JONES, Javohn	4	26	13	0	0	0	39	9.8
VIEIRA, Thomas	11	4	21	0	0	0	25	2.3
HART, Alex	11	0	0	0	0	19	19	1.7
JOHNSON, Lawr	2	9	0	0	0	0	9	4.5
AUSTIN, Erin	11	0	0	0	0	9	9	0.8
JONES, Jr., Jeffr	3	0	8	0	0	0	8	2.7
DYER, Tyson	11	2	0	0	0	0	2	0.2
HUGHES, Brandt	1	-5	0	0	0	0	-5	-5.0
TEAM	11	-38	0	0	0	0	-38	-3.5
Total	11	2187	2233	132	595	71	5218	474.4
Opponents	11	1775	3685	106	405	133	6104	554.9

g	rush	rcv	pr	kr	ir	total	avg/g
17	1017	63	0	0	0	1080	63.5
12	523	12	0	245	0	780	65.0
11	0	514	0	0	0	514	46.7
11	0	408	0	0	0	408	37.1
31	0	631	0	25	0	656	21.2
20	504	0	0	0	0	504	25.2
25	0	313	0	0	0	313	12.5
17	490	0	0	0	0	490	28.8
10	9	193	0	0	0	202	20.2
13	1	168	0	0	0	169	13.0
11	0	0	0	142	0	142	12.9
22	0	0	132	33	28	193	8.8
30	137	679	0	47	0	863	28.8
13	117	0	0	0	0	117	9.0
5	0	48	0	68	0	116	23.2
12	132	0	0	0	0	132	11.0
4	25	0	0	74	0	99	24.8
36	59	470	0	1499	0	2028	56.3
46	0	217	0	3	0	220	4.8
10	53	11	0	0	0	64	6.4
21	72	0	0	0	0	72	3.4
3	54	0	0	0	0	54	18.0
9	0	0	0	0	43	43	4.8
14	0	0	0	41	0	41	2.9
13	30	13	0	0	0	43	3.3
27	4	21	0	0	0	25	0.9
48	0	0	0	0	19	19	0.4
2	9	0	0	0	0	9	4.5
20	0	0	0	0	9	9	0.4
3	0	8	0	0	0	8	2.7
23	2	0	0	0	0	2	0.1
1	-5	0	0	0	0	-5	-5.0

Field Goals	att	good	long	blkd
SHELLEY, Andrew	16	12	52	0
Total	16	12	52	0
Opponents	15	10	49	2

att	good	long	blkd
24	19	53	0

Punting	no.	yds	avg	lg	blk
DYER, Tyson	53	2441	46.1	63	1
TEAM	1	20	20.0	20	0
Total	54	2461	45.6	63	1
Opponents	47	2101	44.7	60	0

no.	yds	avg	lg	blk
127	5719	45.0	84	1



## TEAM STATISTICS

		Rushing				Receiving				Passing				Kick Returns				Punt Returns				tot		
Date	Opponent	no.	yds	td	lg	no.	yds	td	lg	cmp	att	int	yds	td	lg	no.	yds	td	lg	no.	yds	td	lg	off
Aug 31	SAM HOUSTON STATE	32	145	4	53	18	340	0	51	18-40-0	340	0	51	3	79	0	28	5	47	0	23		485	
Sep 14	at Notre Dame	46	212	2	47	10	151	0	41	10-29-3	151	0	41	2	30	0	15	2	2	0	2		363	
Sep 21	NEW MEXICO STATE	51	243	3	23	16	355	3	62	16-28-1	355	3	62	2	36	0	21	1	5	0	5		598	
Sep 28	at Liberty	43	223	0	35	12	139	1	22	12-26-2	139	1	22	0	0	0	0	1	2	0	2		362	
Oct 04	at San Jose State	41	238	1	35	11	161	2	38	11-26-4	161	2	38	5	120	0	37	2	-2	0	0		399	
Oct 11	COLORADO STATE	49	256	3	56	8	89	0	20	8-17-1	89	0	20	0	0	0	0	0	0	0	0		345	
Oct 19	at Wyoming	37	169	0	40	14	203	1	28	14-28-0	203	1	28	0	0	0	0	2	17	0	14		372	
Oct 26	HAWAII	31	207	2	67	23	293	2	59	23-40-2	293	2	59	3	128	0	58	2	27	0	19		500	
Nov 02	at Nevada	29	109	1	20	19	237	0	30	19-36-0	237	0	30	0	0	0	0	3	33	0	15		346	
Nov 16	at Boise State	45	117	1	24	14	175	0	35	14-22-0	175	0	35	3	60	0	25	2	1	0	1		292	
Nov 23	AIR FORCE	43	268	1	48	8	90	2	27	8-18-0	90	2	27	6	142	0	29	0	0	0	0		358	
		447	2187	18	67	153	2233	11	62	153-310-13	2233	11	62	24	595	0	58	20	132	0	23		4420	
Opponents		415	1775	20	76	240	3685	31	87	240-377-3	3685	31	87	16	405	0	71	15	106	0	24		5460	

Games: 11 • Avg/rush: 4.9 • Avg/catch: 14.6 • Pass eff: 113.18 • KR avg: 24.8 • PR avg: 6.6 • All purpose avg/game: 474.4 • Total offense avg/gm: 401.8

		Tackles				Sacks	Fumble		Pass Defense			blkd	PAT Attempts				off		
Date	Opponent	ua	a	total	tfl-yds	no-yds	ff	fr-yds	int-yds	qbh	brup	kick	kick	rush	rcv	saf	t/o	pts	
Aug 31	SAM HOUSTON STATE	47	34	81	5.0-22	3.0-17	1	1-5	0-0	6	3	0	3-4	0	0	0	3	39	
Sep 14	at Notre Dame	41	14	55	7.0-31	1.0-7	0	0-0	0-0	3	1	0	2-2	0	0	0	0	14	
Sep 21	NEW MEXICO STATE	45	19	64	3.0-17	2.0-13	1	0-0	1-43	6	2	1	7-7	0	0	0	7	55	
Sep 28	at Liberty	42	24	66	4.0-10	0.0-0	1	1-0	0-0	1	4	0	1-1	0	0	0	0	10	
Oct 04	at San Jose State	40	32	72	9.0-37	3.0-26	1	1-0	0-0	2	7	2	3-3	0	0	0	0	21	
Oct 11	COLORADO STATE	40	30	70	8.0-33	4.0-19	3	2-0	0-0	1	3	0	1-2	0	1	0	8	21	
Oct 19	at Wyoming	48	26	74	6.0-35	3.0-24	1	0-0	0-0	0	0	0	1-1	0	0	0	0	10	
Oct 26	HAWAII	35	26	61	3.0-13	2.0-12	0	0-0	1-9	0	7	0	4-4	0	0	0	7	31	
Nov 02	at Nevada	50	16	66	8.0-44	2.0-24	0	0-0	0-0	0	1	0	1-1	0	0	0	0	10	
Nov 16	at Boise State	40	18	58	3.0-23	2.0-22	1	1-0	1-19	0	3	0	0-1	0	0	0	0	9	
Nov 23	AIR FORCE	31	26	57	4.0-8	0.0-0	2	1-0	0-0	1	1	0	1-2	0	0	0	3	22	
		459	265	724	60.0-273	22.0-164	11	7-5	3-71	20	32	3	24-28	0	1	0	28	242	
Opponents		424	294	718	51.0-175	15.0-93	9	9-43	13-133	10	37	2	50-53	0	1	0	86	408	

		Punting										Field Goals			Kickoffs				
Date	Opponent	no.	yds	avg	long	blkd	tb	fc	50+	i20	md-att	long	blkd	no.	yds	avg	tb	ob	
Aug 31	SAM HOUSTON STATE	9	421	46.8	59	0	0	5	3	2	4-4	44	0	9	585	65.0	7	0	
Sep 14	at Notre Dame	6	279	46.5	63	0	1	0	2	3	0-0	0	0	3	171	57.0	1	0	
Sep 21	NEW MEXICO STATE	2	119	59.5	63	0	1	1	2	1	2-2	49	0	10	608	60.8	6	1	
Sep 28	at Liberty	5	239	47.8	58	0	0	1	3	5	1-1	52	0	2	130	65.0	1	0	
Oct 04	at San Jose State	4	165	41.2	60	1	0	0	1	2	0-1	0	0	4	202	50.5	1	0	
Oct 11	COLORADO STATE	7	303	43.3	56	0	0	4	1	7	0-0	0	0	4	256	64.0	1	0	
Oct 19	at Wyoming	4	151	37.8	46	0	1	1	0	3	1-1	25	0	3	195	65.0	3	0	
Oct 26	HAWAII	3	138	46.0	56	0	0	0	2	2	1-2	39	0	6	334	55.7	3	0	
Nov 02	at Nevada	6	269	44.8	55	0	1	2	2	3	1-2	49	0	3	195	65.0	2	0	
Nov 16	at Boise State	5	233	46.6	59	0	0	0	2	3	1-2	40	0	3	180	60.0	0	0	
Nov 23	AIR FORCE	3	144	48.0	54	0	0	2	2	2	1-1	40	0	5	310	62.0	5	0	
		54	2461	45.6	63	1	4	16	20	33	12-16	52	0	52	3166	60.9	30	1	
Opponents		47	2101	44.7	60	0	2	4	10	14	10-15	49	2	73	4436	60.8	39	3	

		Rushing				Receiving				Passing				Kick Returns				Punt Returns				tot		
Date	Opponent	no.	yds	td	lg	no.	yds	td	lg	cmp	att	int	yds	td	lg	no.	yds	td	lg	no.	yds	td	lg	off
Aug 31	SAM HOUSTON STATE	35	115	2	31	35	443	2	65	35-60-0	443	2	65	2	29	0	16	2	9	0	6	558		
Sep 14	at Notre Dame	38	157	2	24	17	434	6	65	17-27-0	434	6	65	2	64	0	45	2	17	0	17	591		
Sep 21	NEW MEXICO STATE	34	154	4	31	30	335	3	53	30-47-1	335	3	53	2	98	0	71	0	0	0	0	489		
Sep 28	at Liberty	31	160	0	38	24	306	2	53	24-36-0	306	2	53	1	45	0	45	2	14	0	13	466		
Oct 04	at San Jose State	34	52	1	11	26	412	2	80	26-39-0	412	2	80	1	10	0	10	3	4	0	4	464		
Oct 11	COLORADO STATE	38	131	2	64	25	420	3	87	25-34-0	420	3	87	3	62	0	31	1	0	0	0	551		
Oct 19	at Wyoming	55	259	2	40	9	86	1	25	9-15-0	86	1	25	0	0	0	0	0	0	0	0	345		
Oct 26	HAWAII	34	255	3	76	21	323	2	57	21-40-1	323	2	57	1	17	0	17	2	12	0	10	578		
Nov 02	at Nevada	34	64	1	19	28	305	2	57	28-40-0	305	2	57	1	27	0	27	1	24	0	24	369		
Nov 16	at Boise State	37	215	1	50	16	294	4	51	16-29-1	294	4	51	3	53	0	25	2	26	0	23	509		
Nov 23	AIR FORCE	45	213	2	31	9	327	4	76	9-10-0	327	4	76	0	0	0	0	0	0	0	0	540		
		415	1775	20	76	240	3685	31	87	240-377-3	3685	31	87	16	405	0	71	15	106	0	24	5460		
New Mexico		447	2187	18	67	153	2233	11	62	153-310-13	2233	11	62	24	595	0	58	20	132	0	23	4420		

Games: 11 • Avg/rush: 4.3 • Avg/catch: 15.4 • Pass eff: 171.31 • KR avg: 25.3 • PR avg: 7.1 • All purpose avg/game: 554.9 • Total offense avg/gm: 496.4

		Tackles				Sacks	Fumble		Pass Defense			blkd	PAT Attempts			off		
Date	Opponent	ua	a	total	tfl-yds	no-yds	ff	fr-yds	int-yds	qbh	brup	kick	kick	rush	rcv	saf	t/o	pts
Aug 31	SAM HOUSTON STATE	39	16	55	6.0-13	0.0-0	0	0-0	0-0	2	10	0	2-3	0	1	0	0	31
Sep 14	at Notre Dame	42	26	68	8.0-20	0.0-0	0	1-9	3-36	6	5	0	9-9	0	0	0	28	66
Sep 21	NEW MEXICO STATE	41	32	73	2.0-11	0.0-0	0	0-0	1-17	0	3	0	7-7	0	0	0	7	52
Sep 28	at Liberty	38	28	66	4.0-9	2.0-6	0	0-0	2-23	0	2	0	2-2	0	0	0	0	17
Oct 04	at San Jose State	35	32	67	1.0-1	0.0-0	3	2-0	4-24	1	4	1	2-3	0	0	0	16	32
Oct 11	COLORADO STATE	39	24	63	4.0-20	2.0-18	1	2-0	1-17	1	1	0	5-5	0	0	0	7	35
Oct 19	at Wyoming	41	22	63	6.0-14	2.0-10	2	1-1	0-0	0	3	0	2-3	0	0	0	7	23
Oct 26	HAWAII	37	24	61	5.0-17	2.0-10	0	0-0	2-16	0	3	0	6-6	0	0	0	7	45
Nov 02	at Nevada	39	16	55	3.0-26	2.0-25	1	0-0	0-0	0	4	0	3-3	0	0	0	0	21
Nov 16	at Boise State	39	38	77	10.0-32	4.0-16	1	2-33	0-0	0	0	0	6-6	0	0	0	7	42
Nov 23	AIR FORCE	34	36	70	2.0-12	1.0-8	1	1-0	0-0	0	2	1	6-6	0	0	0	7	44
		424	294	718	51.0-175	15.0-93	9	9-43	13-133	10	37	2	50-53	0	1	0	86	408
New Mexico		459	265	724	60.0-273	22.0-164	11	7-5	3-71	20	32	3	24-28	0	1	0	28	242

		Punting									Field Goals			Kickoffs				
Date	Opponent	no.	yds	avg	long	blkd	tb	fc	50+	i20	md-att	long	blkd	no.	yds	avg	tb	ob
Aug 31	SAM HOUSTON STATE	9	416	46.2	60	0	0	1	2	3	1-1	46	0	5	325	65.0	2	0
Sep 14	at Notre Dame	4	163	40.8	48	0	0	1	0	2	1-1	36	0	10	567	56.7	4	1
Sep 21	NEW MEXICO STATE	3	158	52.7	60	0	0	0	1	0	1-2	33	1	9	561	62.3	5	1
Sep 28	at Liberty	4	173	43.2	52	0	1	1	1	1	1-2	42	0	4	260	65.0	4	0
Oct 04	at San Jose State	5	202	40.4	51	0	0	0	1	2	4-5	49	1	8	450	56.2	1	0
Oct 11	COLORADO STATE	5	228	45.6	56	0	0	0	1	1	0-1	0	0	6	390	65.0	6	0
Oct 19	at Wyoming	4	178	44.5	51	0	1	1	1	1	1-2	36	0	5	325	65.0	5	0
Oct 26	HAWAII	4	198	49.5	55	0	0	0	2	2	1-1	24	0	8	523	65.4	5	0
Nov 02	at Nevada	7	296	42.3	53	0	0	0	1	2	0-0	0	0	4	160	40.0	4	0
Nov 16	at Boise State	2	89	44.5	48	0	0	0	0	0	0-0	0	0	7	431	61.6	3	0
Nov 23	AIR FORCE	0	0	0.0	0	0	0	0	0	0	0-0	0	0	7	444	63.4	0	1
		47	2101	44.7	60	0	2	4	10	14	10-15	49	2	73	4436	60.8	39	3
New Mexico		54	2461	45.6	63	1	4	16	20	33	12-16	52	0	52	3166	60.9	30	1

# PASSING

#8 TUIOTI, Tevaka	Comp	Att	Int	Pct	Yards	TD	Long	Sacked	Effic
Notre Dame	6	13	0	46.2	132	0	41	0-0	131.45
New Mexico State	16	28	1	57.1	355	3	62	0-0	191.86
Liberty	12	26	2	46.2	139	1	22	2-6	88.37
San Jose State	4	10	1	40.0	34	0	14	0-0	48.56
Wyoming	5	10	0	50.0	60	1	21	0-0	133.40
Hawai'i	23	40	2	57.5	293	2	59	2-10	125.53
Nevada	19	36	0	52.8	237	0	30	2-25	108.08
Boise State	14	21	0	66.7	175	0	35	4-16	136.67
Air Force	3	11	0	27.3	35	0	15	1-8	54.00
TOTALS	102	195	6	52.3	1460	7	62	11-65	120.89

#4 JONES, Sheriron	Comp	Att	Int	Pct	Yards	TD	Long	Sacked	Effic
Sam Houston State	6	11	0	54.5	122	0	47	0-0	147.71
Notre Dame	4	15	3	26.7	19	0	12	0-0	-2.69
San Jose State	7	16	3	43.8	127	2	38	0-0	114.17
Colorado State	8	17	1	47.1	89	0	20	2-18	79.27
Wyoming	9	17	0	52.9	143	0	28	2-10	123.60
TOTALS	34	76	7	44.7	500	2	47	4-28	90.26

#12 HUGHES, Brandt	Comp	Att	Int	Pct	Yards	TD	Long	Sacked	Effic
Sam Houston State	12	29	0	41.4	218	0	51	0-0	104.52
TOTALS	12	29	0	41.4	218	0	51	0-0	104.52

#10 HALL, Trae	Comp	Att	Int	Pct	Yards	TD	Long	Sacked	Effic
Air Force	5	7	0	71.4	55	2	27	0-0	231.71
TOTALS	5	7	0	71.4	55	2	27	0-0	231.71

#15 DRENNAN, Q	Comp	Att	Int	Pct	Yards	TD	Long	Sacked	Effic
Notre Dame	0	1	0	0.0	0	0	0	0-0	0.00
TOTALS	0	1	0	0.0	0	0	0	0-0	0.00

#TM TEAM	Comp	Att	Int	Pct	Yards	TD	Long	Sacked	Effic
Wyoming	0	1	0	0.0	0	0	0	0-0	0.00
Boise State	0	1	0	0.0	0	0	0	0-0	0.00
TOTALS	0	2	0	0.0	0	0	0	0-0	0.00

# RUSHING & RECEIVING

RUSHING	No-Yds/TD	SHSU	ND	NMSU	LIB	SJSU	CSU	WY	UH	NEV	BSU	AF	US
DAVIS, Ahmari	140-832/7	16-107/2	9-22/0	28-133/2	18-99/0	22-96/0	DNP	14-86/0	16-200/2	15-80/1	2-9/0	DNP	
CARROLL, Bryson	93-474/2	DNP	6-69/1	9-38/0	13-61/0	5-28/0	26-193/1	12-55/0	8-10/0	4-9/0	10-11/0	DNP	
TUIOTI, Tevaka	52-262/0	DNP	1-5/0	7-59/0	7-57/0	2-4/0	DNP	3-30/0	5-9/0	8-18/0	11-19/0	8-79/0	
JONES, Sheriron	47-204/3	6-35/2	8-23/0	DNP	-	11-104/1	17-54/0	5--12/0	DNP	DNP	DNP	DNP	
COLE, Bobby	16-117/2	-	1-37/1	-	-	-	-	-	1-1/0	-	3-21/0	11-58/1	
MORAN, Kentrail	27-100/2	DNP	5-16/0	DNP	DNP	DNP	3-7/2	1-5/0	1-5/0	DNP	10-30/0	7-37/0	
VIGILANT, Daevo	17-53/1	1--1/0	3-19/0	3-14/1	3-5/0	-	2-8/0	-	-	1-3/0	4-5/0	DNP	
GRAY, Micah	9-49/1	-	-	-	-	-	-	-	-	-	4-20/1	5-29/0	
HALL, Trae	6-48/0	DNP	2-15/0	DNP	DNP	DNP	DNP	DNP	DNP	DNP	DNP	4-33/0	
JONES, Javohn	8-26/0	3-11/0	5-15/0	DNP	DNP	-	-	DNP	DNP	DNP	DNP	DNP	
ALEXANDER, Chad	5-25/0	DNP	DNP	-	-	-	DNP	DNP	DNP	DNP	DNP	5-25/0	
GRIFFIN IV, Jay	3-12/0	1-2/0	1-8/0	-	1-2/0	-	DNP	DNP	-	DNP	DNP	DNP	
JOHNSON, Lawren	3-9/0	DNP	3-9/0	DNP	DNP	DNP	DNP	DNP	DNP	-	DNP	DNP	
LOGAN-GREENE, E	5-9/0	-	DNP	-	-	1-6/0	1-6/0	1-1/0	-	-	1-2/0	1-6/0	
VIEIRA, Thomas	1-4/0	-	-	-	-	-	-	1-4/0	-	-	-	-	
LILLY, Elijah	2-3/0	1-1/0	-	1-2/0	DNP	DNP	DNP	DNP	DNP	DNP	DNP	DNP	
DYER, Tyson	1-2/0	-	1-2/0	-	-	-	-	-	-	-	-	-	
PATTERSON III,	2-1/0	-	-	-	-	-	-	-	-	-	-	2-1/0	
HUGHES, Brandt	1--5/0	1--5/0	DNP	DNP	DNP	DNP	DNP	DNP	DNP	DNP	DNP	DNP	
TEAM	9--38/0	3--5/0	1--28/0	3--3/0	1--1/0	-	-	-	-	1--1/0	-	-	

RECEIVING	No-Yds/TD	SHSU	ND	NMSU	LIB	SJSU	CSU	WY	UH	NEV	BSU	AF	US
KRESS, Jordan	25-514/5	1-47/0	-	3-122/2	-	2-46/1	-	4-94/0	4-100/1	4-40/0	4-41/0	3-24/1	
WILLIAMS, Marcu	24-408/0	2-46/0	-	2-73/0	3-33/0	2-38/0	5-58/0	2-27/0	1-24/0	6-74/0	1-35/0	-	
UMEH, Anselem	20-256/0	1-9/0	-	3-42/0	-	1-5/0	DNP	1-8/0	6-92/0	4-64/0	3-31/0	1-5/0	
MOLINA, Aaron	12-229/3	3-40/0	2-79/0	-	2-28/1	-	1-20/0	3-35/1	-	DNP	DNP	1-27/1	
LOGAN-GREENE, E	19-193/0	-	DNP	-	1-4/0	-	1-8/0	3-28/0	4-34/0	4-54/0	5-60/0	1-5/0	
PATTERSON III,	7-168/2	-	-	2-72/1	1-22/0	1-38/1	-	-	1-7/0	-	-	2-29/0	
GRIFFIN IV, Jay	13-118/0	2-36/0	3-27/0	1--2/0	2-28/0	1-10/0	DNP	DNP	4-19/0	DNP	DNP	DNP	
LILLY, Elijah	7-95/0	3-33/0	1-24/0	3-38/0	DNP	DNP	DNP	DNP	DNP	DNP	DNP	DNP	
SOMOYE, Anu	5-76/1	3-62/0	-	1-5/0	-	-	-	-	1-9/1	-	-	DNP	
DAVIS, Ahmari	3-63/0	2-58/0	-	-	-	1-5/0	DNP	-	-	-	-	DNP	
DRENNAN, Q	5-48/0	1-9/0	-	DNP	2-24/0	2-15/0	-	DNP	DNP	DNP	DNP	DNP	
VIEIRA, Thomas	3-21/0	-	-	-	-	-	-	1-11/0	1-2/0	-	1-8/0	-	
JONES, Javohn	3-13/0	-	1-6/0	DNP	DNP	1-4/0	1-8/0	DNP	DNP	DNP	DNP	DNP	
CARROLL, Bryson	2-12/0	DNP	1-7/0	1-5/0	-	-	-	-	-	-	-	DNP	
VIGILANT, Daevo	4-11/0	-	1-0/0	-	1-0/0	-	-	-	1-6/0	1-5/0	-	DNP	
JONES, E. Lee	4-8/0	DNP	4-8/0	-	DNP	-	DNP	DNP	DNP	DNP	DNP	DNP	

Total Tackles	UA-A	Total	SHSU	ND	NMSU	LIB	SJSU	CSU	WY	UH	NEV	BSU	AF
HART, Alex	44-31	75	4-6	4-0	4-3	6-2	3-4	3-2	5-3	2-4	4-4	6-2	3-1
VAINIKOLO, Alex	39-26	65	3-3	2-1	1-0	0-1	5-2	3-4	6-3	5-3	7-3	4-1	3-5
HERNANDEZ, John	28-22	50	6-5	3-2	DNP	DNP	0-2	4-1	6-5	1-2	2-1	2-1	4-3
ROGERS, De'John	39-8	47	6-1	1-0	7-0	4-3	1-0	4-1	1-1	4-0	5-1	4-1	2-0
REED II, Jerric	32-14	46	2-1	2-1	2-2	7-3	7-2	3-2	DNP	4-1	3-2	2-0	DNP
BEATON, Letayve	33-12	45	2-0	4-0	3-0	5-2	3-2	6-3	3-3	4-0	2-1	1-1	-
HEARN, Jacobi	27-14	41	1-0	3-0	2-3	1-0	2-2	5-1	6-2	1-1	1-0	3-1	2-4
MARTIN, Donte	29-9	38	2-1	1-0	5-1	3-2	4-0	1-2	3-0	1-1	4-1	3-1	2-0
AUSTIN, Erin	23-11	34	4-1	2-1	1-2	2-1	3-2	2-2	4-0	2-1	2-0	1-0	0-1
MILLER, Kameron	12-13	25	1-4	0-2	2-0	-	1-3	1-0	3-0	DNP	1-0	1-2	2-2
HORTON, Dylan	13-10	23	5-3	3-2	3-1	2-4	-	DNP	DNP	-	DNP	DNP	DNP
NOBLE, Joey	12-10	22	0-1	0-2	-	-	DNP	0-2	2-3	1-1	4-0	2-0	3-1
SANDERS, Devin	13-8	21	1-0	2-0	2-0	1-1	0-2	1-2	1-0	2-2	1-0	2-1	DNP
SHOOK, Brandon	13-7	20	-	3-1	4-1	1-0	-	-	0-1	1-1	1-0	2-2	1-1
BURTON, Brandon	9-10	19	-	DNP	DNP	DNP	2-3	1-2	DNP	1-3	-	2-0	3-2
PEEK, Patrick	11-7	18	4-3	3-0	0-2	4-2	DNP	DNP	DNP	DNP	DNP	DNP	DNP
BOLDEN, Nico	12-4	16	1-0	-	DNP	-	DNP	1-0	5-3	-	-	2-1	3-0
SELLERS, Trent	11-4	15	0-1	1-0	1-0	1-0	2-0	-	0-1	-	3-0	1-0	2-2
LoVETT III, Mic	11-2	13	-	2-0	1-0	-	1-0	1-0	-	-	6-0	0-2	-
FLOWERS, Nahje	5-8	13	DNP	DNP	1-1	-	1-2	1-2	1-1	DNP	1-2	DNP	DNP
SOREMEKUN, Adeb	4-6	10	2-1	0-1	-	-	1-1	DNP	-	1-2	0-1	DNP	DNP
HANNAH, Reco	6-4	10	-	-	-	3-1	1-1	-	-	0-1	2-0	0-1	-
MURRAY, Langsto	0-8	8	-	-	DNP	0-1	-	0-1	-	0-2	DNP	-	0-4
HARRIS, Justin	4-4	8	DNP	2-1	DNP	-	0-1	1-2	-	1-0	DNP	-	DNP
GANSALLO, Ben	3-3	6	-	1-0	0-1	1-1	0-1	-	-	-	-	-	1-0
PAUNI, Elmer	3-2	5	DNP	-	DNP	DNP	0-1	0-1	1-0	1-0	1-0	-	-
LEWIS, James	3-1	4	DNP	-	2-1	DNP	-	-	-	1-0	-	-	-
BLACKWELL, Aaro	1-2	3	1-2	DNP	DNP	DNP	DNP	DNP	DNP	DNP	DNP	DNP	DNP
COLLIER, Tony	1-2	3	DNP	DNP	1-1	-	0-1	-	-	-	-	-	-
WILLIAMS, Marcu	2-1	3	-	-	1-0	-	1-0	-	-	-	-	0-1	-
EnRICO, Jared	1-1	2	1-0	-	DNP	DNP	-	DNP	-	0-1	-	-	-
HUNT, Antonio	2-0	2	1-0	1-0	-	DNP	DNP	DNP	DNP	-	DNP	DNP	DNP
SOMOYE, Anu	2-0	2	-	-	1-0	-	-	-	-	1-0	-	-	DNP
JANG, Radson	1-0	1	-	-	DNP	-	DNP	DNP	1-0	DNP	DNP	DNP	DNP
SALTES, Teton	1-0	1	-	-	-	1-0	-	-	-	-	-	-	-
STAPLEY, Kyle	1-0	1	-	-	-	-	-	-	-	-	-	1-0	-
ZAVALA, David	1-0	1	-	-	-	-	1-0	-	-	-	-	-	-
MOLINA, Aaron	1-0	1	-	-	-	-	1-0	-	-	-	DNP	DNP	-
DYER, Tyson	1-0	1	-	1-0	-	-	-	-	-	-	-	-	-
LOGAN-GREENE, E	1-0	1	-	DNP	-	-	-	-	-	1-0	-	-	-
CUFFEE, Jr., Er	1-0	1	DNP	-	1-0	DNP	DNP	-	DNP	DNP	DNP	DNP	DNP
KRESS, Jordan	1-0	1	-	-	-	-	-	1-0	-	-	-	-	-
LOWERY, Shaddri	1-0	1	-	-	-	-	-	-	-	-	-	1-0	-
MANLY, Blair	0-1	1	0-1	DNP	DNP	DNP	DNP	-	-	-	-	-	DNP
COLE, Bobby	1-0	1	-	-	-	-	-	1-0	-	-	-	-	-

## INDIVIDUAL

### 50-YARD TOUCHDOWN RUN

New Mexico: 67, Ahmari Davis vs. Hawai'i (10/26/2019)

Opponent: 76, Cole McDonald, Hawai'i (10/26/2019)

### 70-YARD RUN

New Mexico: 73, Teriyon Gipson vs. Wyoming (11/26/2016)

Opponent: 76, Cole McDonald, Hawai'i (10/26/2019)

### 70-YARD RECEPTION

New Mexico: 74, Elijah Lilly from Sheriron Jones at UNLV (10/6/2018)

Opponent: 76, Benjamin Waters from Darrell Hammond III, Air Force (11/23/2019)

### 30 RUSHING ATTEMPTS

New Mexico: 30, Tyrone Owens at New Mexico State (9/15/2018)

Opponent: 33, Xavier Valladay, Wyoming (10/19/2019)

### 150 YARDS RUSHING

New Mexico: 200, Ahmari Davis vs. Hawai'i (10/26/2019)

Opponent: 192, Xavier Valladay, Wyoming (11/24/2018)

### 200 YARDS RUSHING

New Mexico: 200, Ahmari Davis vs. Hawai'i (10/26/2019)

Opponent: 253, Jonathan Taylor, Wisconsin (9/8/2018)

### TWO PLAYERS, 100 + YARDS RUSHING

New Mexico: Tyrone Owens (164), Daryl Chestnut (145) & Lamar Jordan (116) vs. UNLV (11/17/2017)

Opponent: Xavier Valladay (127) & Sean Chambers (117) Wyoming (10/19/2019)

### THREE PLAYERS, 100 + YARDS RUSHING

New Mexico: Tyrone Owens (164), Daryl Chestnut (145) & Lamar Jordan (116) vs. UNLV (11/17/2017)

Opponent: Marvin Kinsey (127), Izzy Matthews (107) & Dalyn Dawkins (102), Colorado State (11/19/2016)

### 30 PASS COMPLETIONS

New Mexico: 30, B.R. Holbrook vs. Texas Tech (9/11/2010)

Opponent: 30, Josh Adkins, New Mexico State (9/21/2019)

### 50 PASS ATTEMPTS

New Mexico: 50, B.R. Holbrook vs. Texas Tech (2010)

Opponent: 57, Tyler Rogers, New Mexico State (9/9/2017)

### 400 YARDS PASSING

New Mexico: 408, Casey Kelly vs. UNLV (11/1/2003)

Opponent: 420, Patrick O'Brien, Colorado State (10/11/2019)

### 100 YARDS RUSHING & PASSING

New Mexico: Sheriron Jones (104 rushing, 127 passing) at San Jose State (10/4/2019)

Opponent: Cole McDonald (140 rushing, 237 passing), Hawai'i (10/26/2019)

### 500 YARDS TOTAL OFFENSE

New Mexico: 594, Jeremy Leach vs. Utah (11/11/1989)

Opponent: 527, Derek Carr, Fresno State (11/23/2013)

### 10 PASS RECEPTIONS

New Mexico: 11, Ty Kirk vs. New Mexico State (10/1/2011)

Opponent: 11, Romeo Doubs, Nevada (11/2/2019)

### 150 YARDS RECEIVING

New Mexico: 209, Deon Long vs. Sam Houston State (9/24/2011)

Opponent: Benjamin Waters (171) & Geraud Sanders (156), Air Force (11/23/2019)

### 2+ PLAYERS, 100 + YARDS RECEIVING

New Mexico: Deon Long (209) & Ty Kirk (127) vs. Sam Houston State (9/24/2011)

Opponent: Benjamin Waters (171) & Geraud Sanders (156), Air Force (11/23/2019)

### SCORED THREE TOUCHDOWNS

New Mexico: 3, Tyrone Owens vs. Liberty (9/29/2018)

Opponent: 3, Josh Adkins, New Mexico State (9/21/2019)

### FOUR TOUCHDOWN PASSES

New Mexico: 4, Sheriron Jones at UNLV (10/6/2018)

Opponent: 4, Darrell Hammond III, Air Force (11/23/2019)

### FOUR RUSHING TOUCHDOWNS

New Mexico: 4, Ahmari Davis at New Mexico State (9/15/2018)

Opponent: 5, Dee Hart, Colorado State (11/22/2014)

### THREE TOUCHDOWN RECEPTIONS

New Mexico: 3, Deon Long vs. Sam Houston State (2011)

Opponent: 3, Sean Modster, Boise State (11/16/2018)

### FIVE FIELD GOALS

New Mexico: 5, James Aho vs. Arizona (2008)

Opponent: 5, Drew Dunning, Washington St. (2003)

### 50-YARD FIELD GOAL

New Mexico: 52, Andrew Shelley at Liberty (9/28/2019)

Opponent: 52, Wyatt Bryan, Colorado State (10/20/2017)

### TWO INTERCEPTIONS

New Mexico: 2, Marcus Hayes at New Mexico State (9/15/2018)

Opponent: 2, Tariq Thompson, San Diego State (11/24/2017)

### TWO FUMBLE RECOVERIES

New Mexico: 2, Adebayo Soremekun vs. San Diego St. (11/3/2018)

Opponent: 2, Sonatane Lui, Boise State, 11/16/2019

### PUNT RETURN FOR TOUCHDOWN (no block)

New Mexico: 86 yards, Marcus Hayes vs. Boise State

(11/16/2018)

Opponent: 90 yards, Christian Kirk, Texas A&M (11/11/2017)

### TWO PUNT RETURNS FOR TOUCHDOWN (no block)

New Mexico: Has not occurred

Opponent: 64 yards, 61 yards Cliff Harris, Oregon (2010)

### KICKOFF RETURN FOR A TOUCHDOWN

New Mexico: 100 yards, Elijah Lilly vs. Texas A&M (11/11/2017)

Opponent: 100 yards, Mike Edwards, Hawai'i (10/13/2012)

### INTERCEPTION RETURN FOR TOUCHDOWN

New Mexico: 43 yards, Jerrick Reed II vs. New Mexico State (9/21/2019)

Opponent: 14 yards, Solomon Matautia, Hawai'i (10/26/2019)

### BLOCKED PAT

New Mexico: Adebayo Soremekun at San Jose State (10/4/2019)

Opponent: Air Force (ball kicked into UNM's line) (11/29/2019)

### BLOCKED FIELD GOAL

New Mexico: Nahje Flowers at San Jose State (10/4/2019)

Opponent: DeAndre Elliott, Colorado State (11/21/2015)

### BLOCKED FIELD GOAL RETURN

New Mexico: 45 yards, Anthony Hooks vs. UTEP (2010)

Opponent: Has not occurred

### BLOCKED PUNT

New Mexico: Victor James at San Diego State (10/31/2009)

Opponent: Bailey Gaither, San Jose State (10/4/2019)

### FUMBLE RETURN FOR A TOUCHDOWN

New Mexico: 0 yards, Jalin Burrell at Air Force (11/10/2018)

Opponent: 24 yards, Sonatane Lui, Boise State (11/16/2019)

### DEFENSIVE TWO-POINT CONVERSION

New Mexico: Jalin Burrell vs. New Mexico State (9/9/2017)

Opponent: Milton Bugg III, Air Force (11/23/2019)

### TEAM

#### OVERTIME GAME

Won 42-35 (OT) at UTEP (2013)

#### SHUTOUT

New Mexico: 66-0 vs. Mississippi Valley State (9/5/2015); FBS: 24-0 vs. Wyoming (10/4/2008)

Opponent: 38-0, Fresno State (10/14/2017)

### 50 POINTS

New Mexico: 55 vs. New Mexico State (9/21/2019)

Opponent: 52, New Mexico State (9/21/2019)

### 60 RUSHING ATTEMPTS

New Mexico: 60 at UNLV (10/6/2018)

Opponent: 67, Air Force (11/10/2017)

### 300 YARDS RUSHING

New Mexico: 319 vs. Incarnate Word (9/1/2018)

Opponent: 366, Wyoming (11/24/2018)

### 400 YARDS RUSHING

New Mexico: 482, UNLV (11/17/2017)

Opponent: 478, Air Force (11/10/2018)

### FOUR RUSHING TDS

New Mexico: 4, Sam Houston State (8/31/2019)

Opponent: 4, New Mexico State (9/21/2019)

### 400 YARDS PASSING

New Mexico: 434 vs. Sam Houston State (9/24/2011)

Opponent: 420, Colorado State, (10/11/2019)

### FOUR PASSING TDS

New Mexico: 4 at UNLV (10/6/2018)

Opponent: 4, Air Force (11/23/2019)

### 500 YARDS TOTAL OFFENSE

New Mexico: 500 vs. Hawai'i (10/26/2019)

Opponent: 540, Air Force (11/23/2019)

### 30 FIRST DOWNS

New Mexico: 32, Incarnate Word (9/1/2018)

Opponent: 30, Boise State (11/16/2018)

### INTERCEPTED FIVE PASSES

New Mexico: 5 at New Mexico State (9/15/2018)

Opponent: 5, Wyoming (10/28/2017)

### 100 YARDS IN PENALTIES

New Mexico: 102 vs. Colorado State (10/11/2019)

Opponent: 117, Colorado State (10/11/2019)

### NO PENALTIES

New Mexico: Air Force (11/10/2018)

Opponent: Researching

### LOST FIVE FUMBLES

New Mexico: 5 vs. Brigham Young (10/25/1984)

Opponent: 5, Air Force (10/25/2007)

### FAILED TO GAIN 100 YARDS RUSHING

New Mexico: 49 vs. Wyoming (11/24/2018)

Opponent: 43, UNLV (10/6/2018)

### FAILED TO GAIN 100 YARDS PASSING

New Mexico: 90 vs. Air Force (11/23/2019)

Opponent: 86, Wyoming (10/19/2019)

### FAILED TO GAIN 200 YARDS TOTAL OFFENSE

New Mexico: 83 vs. Wyoming (11/24/2018)

Opponent: 166, UNLV (10/6/2018)

### RECORDED A SAFETY

New Mexico: Jermaine Conyers tackled Utah State's Derrick Thompson in the end zone after a fumbled handoff (10/27/2018)

Opponent: Team safety, TCU (11/28/2009)

### NO PUNTS

New Mexico: vs. Colorado State (11/16/2013)

Opponent: Air Force (11/23/2015)

### SCORED TDS ON OFFENSE, DEFENSE AND SPECIAL TEAMS

New Mexico: vs. ULM (10/22/2016)

Opponent: Utah (2010)

## TOP MARKS BY UNM OPPONENTS VS. LOBOS

	INDIVIDUAL	TEAM	INDIVIDUAL	TEAM
First Downs	40, Boise State (11/14/2015)		INTs	3, Gerald Campbell, UTEP (1950)
Rushing Att.	47, Steve Bartalo, CSU (1985)			3, Gene Franz, BYU (1962)
		82, Air Force (1987)		3, Derwin Gray, BYU (1990)
Rushing Yards	325, Andre Davis, TCU (1994)			7, UTEP (1950)
		646, Air Force (1987)		7, West Texas (1950)
Long TD	94, Alvester Alexander, Wyoming (2010)			7, Arizona (1953)
Rushing TDs	6, Kapri Bibbs, Colorado State (2013)		Rec. Yards	281, Thomas Sperbeck, Boise State (11/14/2015)
		10, Air Force (1987)	Receptions	22, Jay Miller, BYU (1973)
Pass Att.	75, Brett Rypien, Boise State (11/14/2015)		TD Rec.	4, Kirk Pendleton, BYU (1983)
		75, Boise State (11/14/2015)		4, Roger Garidel, Utah (1971)
Pass Comp.	47, Chase Holbrook, New Mexico St. (2007)		INT Return	100, Larry Durham, UTEP (1962)
		47, New Mexico St. (2007)	Field Goals	5, Hawai'i (1981)
Passing Yards	585, Robbie Bosco, BYU (1985)			5, Washington St. (2003)
		585, BYU (1985)	Long FG	56, Owen Pochman, BYU (2000)
Long Pass	98, Jack Steptoe from Dan Hagemann, Utah (1976)		Punts	13, Lonnie Crittenden, UTEP (1962)
Total Plays	84, Brad Smith, Missouri (2005)			13, UTEP (1962)
		105, Missouri (2005)		13, UTEP (1983)
Total Off.	592, Robbie Bosco, BYU (1985)		Long Punt	89, Jeff Babcock, Colorado St. (2004)
		822, Fresno State (2013)	Punt Return	95, Morris Owens, Arizona St. (1972)
TD Passes	7, Derek Carr, Fresno State (2013)		KO Return	100, Cedric Johnson, UTEP (1996)
		7, Fresno State (2013)		100, Ivory McCann, Texas Tech (2001)
		7, UTEP (1967)		100, Mike Edwards, Hawai'i (10/13/2012)





**31** Game 1: 8/31/2019  
**39** Albuquerque, N.M.  
Att: 13,749



**14** Game 2: 9/14/2019  
**66** South Bend, Ind.  
Att: 77,622

**ALBUQUERQUE, N.M. —** The University of New Mexico got a pair of second half touchdowns from Sheriron Jones and then staved off a late comeback attempt with a fourth down sack by Jacobi Hearn as the Lobos defeated Sam Houston State, the No. 22 team in the FCS, 39-31 in front of 13,749 fans at Dreamstyle Stadium.

After the game, UNM's post-game press conference was canceled after head coach Bob Davie needed medical attention after meeting with his team. Director of Athletics Eddie Nuñez released the following statement.

"Immediately following tonight's football game between The University of New Mexico and Sam Houston State University, Lobo Head Coach Bob Davie was taken to the hospital as a result of what appeared to be a serious medical incident. The University will release more information as it becomes available. We ask that you keep the Davie family in your prayers."

The Lobos are idle next week and then head to Notre Dame on Saturday, September 14.

UNM led for most of the game as starting quarterback Brandt Hughes threw for 218 yards in the first half. Hughes led UNM to a pair of touchdowns by Ahmari Davis on the ground and three Andrew Shelley field goals, but he suffered a shoulder injury and gave way to Jones in the second half.

Jones, who started seven games last year, entered with UNM down 23-22 after the Bearkats took the opening second half kickoff and went 75 yards in seven plays for what amounted to SHSU's only lead of the game. After a quick three-and-out, UNM got the ball right back and Jones went to work. Anu Somoye made a ridiculous grab near the Bearkat sideline, one of a career-high three catches, to put UNM in Sam Houston territory. Jones then found Aaron Molina twice to get UNM inside the five, but UNM had to settle for a fourth Shelley field goal, giving UNM the lead for good at 25-23.

Jones then gave UNM a 16-point lead with back-to-back touchdowns. After he hit Jordan Kress for 47 yards, Jones rushed to 10 and then 11 to make it 32-23. Sam Houston State punted, Davis rushed 53 yards to the Bearkat seven. Jones then raced to the pylon on the next play for his second career touchdown. That made it 39-23, and then UNM had to deal with Sam Houston State's late comeback attempt.

Down 16, the Bearkats mounted a long, 86-yard touchdown drive that took 12 plays and culminated with a Donovan Williams 4-yard run. Sam Houston went for two and got it, making the score 39-31 with just 3:01 to go. Sam Houston State then hit a little dribble kick and kicker Connor Crow recovered to give the Bearkats a chance. A trick play moved the ball to the Lobo 22, but UNM's defense held firm from there. Alexander "Moana" Vainikolo and Adebayo Soremekun teamed up for a four-yard loss, and then after an incompletion Patrick Peek delivered another tackle for loss to make it 4th and 15. JUCO transfer then clinched a victory with a backside sack of quarterback Ty Brock, and UNM took three knees to end the game.

The Lobos picked up 485 yards of offense on 72 plays, averaging 6.7 yards per play. UNM also had plenty of big plays with eight of 25 yards or more. Sam Houston outgained UNM with 558 yards, but it needed 95 plays to do it. UNM had a solid pass rush with three sacks and six hurries.

Score by Quarters	1	2	3	4	Total
Sam Houston State	0	16	7	8	31
New Mexico	13	9	10	7	39

Qtr	Time	Scoring play
1st	07:34	NM - SHELLEY, Andrew 44 yd field goal, 8-61 2:55
	04:05	NM - SHELLEY, Andrew 41 yd field goal, 8-58 2:16
	01:57	NM - DAVIS, Ahmari 43 yd run (SHELLEY, Andrew kick), 2-47 0:41
2nd	14:57	NM - SHELLEY, Andrew 27 yd field goal, 5-36 0:34
	12:56	SHSU - BOWENS, Dee 65 yd pass from Brock, Ty (Crow, Connor kick failed), 5-75 2:01
	09:21	SHSU - SCHMID, Eric 4 yd run (Crow, Connor kick), 9-79 2:44
	03:19	NM - DAVIS, Ahmari 1 yd run (SHELLEY, Andrew kick failed), 7-89 1:57
	00:59	SHSU - Crow, Connor 46 yd field goal, 5-24 0:26
3rd	12:40	SHSU - CARTER, Tonnell 13 yd pass from Schmid, Eric (Crow, Connor kick), 7-75 2:20
	05:12	NM - SHELLEY, Andrew 25 yd field goal, 8-52 2:15
	01:02	NM - JONES, Sheriron 11 yd run (SHELLEY, Andrew kick), 4-68 0:59
4th	13:41	NM - JONES, Sheriron 7 yd run (SHELLEY, Andrew kick), 2-60 0:23
	03:01	SHSU - Williams, Donovan 4 yd run (Brandom, Woody pass from Brock, Ty), 12-86 4:39

	SHSU	NM
<b>FIRST DOWNS</b>	27	20
<b>RUSHES-YARDS (NET)</b>	35-115	32-145
<b>PASSING YDS (NET)</b>	443	340
Passes Att-Comp-Int	60-35-0	40-18-0
<b>TOTAL OFFENSE PLAYS-YARDS</b>	95-558	72-485
Fumble Returns-Yards	0-0	1-5
Punt Returns-Yards	2-9	5-47
Kickoff Returns-Yards	2-29	3-79
Interception Returns-Yards	0-0	0-0
Punts (Number-Avg)	9-46.2	9-46.8
Fumbles-Lost	2-1	0-0
Penalties-Yards	12-104	9-90
Possession Time	33:48	26:12
Third-Down Conversions	4 of 20	1 of 15
Fourth-Down Conversions	1 of 4	0 of 0
Red-Zone Scores-Chances	3-3	5-5
Sacks By: Number-Yards	0-0	3-17

**RUSHING:** Sam Houston State-Jackson, Kyran 15-66; Williams, Donovan 6-30; Williams, Alex 1-19; Schmid, Eric 5-17; Carter, Tonnell 2-2; BOWENS, Dee 1-minus 1; TEAM 1-minus 2; Brock, Ty 4-minus 16. New Mexico-DAVIS, Ahmari 16-107; JONES, Sheriron 6-35; JONES, Javohn 3-11; GRIFFIN IV, Jay 1-2; LILLY, Elijah 1-1; VIGILANT, Daeon 1-minus 1; TEAM 3-minus 5; HUGHES, Brandt 1-minus 5.

**PASSING:** Sam Houston State-Brock, Ty 21-38-0-258; Schmid, Eric 14-21-0-185; Humphries, Ryan 0-1-0-0. New Mexico-HUGHES, Brandt 12-29-0-218; JONES, Sheriron 6-11-0-122.

**RECEIVING:** Sam Houston State-BOWENS, Dee 9-130; Stewart, Nathan 6-71; Harvin, Chandle 5-68; Compton, Coree 4-29; Tibbs, Brennon 4-47; Adeyi, Ife 3-37; Brandom, Woody 1-32; Carter, Tonnell 1-13; Jackson, Kyran 1-8; Williams, Donovan 1-5; Williams, Alex 1-3. New Mexico-SOMOYE, Anu 3-62; MOLINA, Aaron 3-40; LILLY, Elijah 3-33; DAVIS, Ahmari 2-58; WILLIAMS, Marcus 2-46; GRIFFIN IV, Jay 2-36; KRESS, Jordan 1-47; DRENNAN, Q 1-9; UMEH, Anselme 1-9.

**INTERCEPTIONS:** Sam Houston State-None. New Mexico-None.

**FUMBLES:** Sam Houston State-Jackson, Kyran 1-0; Compton, Coree 1-1. New Mexico-None.

Sam Houston State (0-1) vs. New Mexico (1-0)  
Date: Aug 31, 2019 • Site: Albuquerque, N.M. • Stadium: Dreamstyle Stadium  
Attendance: 13749

Kickoff time: 4:02 pm • End of Game: 7:58 pm • Total elapsed time: 3:56  
Officials: Referee: Gary Leeper; Umpire: Joseph Chisholm; Linesman: Bret Bascue;  
Line judge: David Burge; Back judge: Krystle Apellan; Field judge: David Prather;  
Side judge: J.B. Garza; Center judge: Cecil Harrison;  
Temperature: 97F • Wind: 5 MPH • Weather: Sunny

**SOUTH BEND, Ind. ---** The No. 7 Notre Dame Fighting Irish showed exactly why they were in the College Football Playoff a year ago, throwing for 434 yards and scoring on six straight drives after a respectable start by UNM's defense as New Mexico was on the wrong end of a 66-14 loss in the home opener for the Fighting Irish.

The Lobos fell behind early after getting a stop on Notre Dame's opening drive, forcing a punt. UNM moved the ball from its own two to the 30-yard line, but on third and eight, Sheriron Jones had his pass deflected and in went right to Kyle Hamilton who returned it 34 yards for a touchdown.

From there, the Lobo defense was stout, forcing two more punts and allowing just a 1-yard touchdown on fourth-and-goal at the 11:47 mark of the second quarter. Notre Dame then moved well into the lead with three straight long scoring passes. First Avery Davis took a forward toss on a jet sweep for a 59-yard touchdown, and then Javon McKinley broke several tackles on a 65-yard pass. Chase Claypool also scored on a 37-yard touchdown.

UNM was hampered by three interceptions from Jones, who was 4-for-15 passing for 19 yards. He was replaced by Tevaka Tuioti in the second half, and Tuioti showed why he was the presumptive quarterback heading in to the season, moving UNM well, although UNM turned the ball over on downs at the Notre Dame 35-yard line on one drive, and suffered a fumble and a 28-yard loss on a field goal attempt when the snap sailed over holder Tyson Dyer's head.

UNM's major highlight came from the smallest guy on the field. Bryson Carroll, who led UNM in rushing with xx yards on just x carries, scampered for 47 yards and a touchdown with just 29 seconds left in the first half. It was Carroll's first career touchdown. In the fourth quarter, Bobby Cole scored on his first career touch, a brilliant 37-yard run to the corner of the end zone.

Tyson Dyer had a solid day punting the football, averaging 46.5 yards per punt with three inside the 20-yard line. He also had his first career rush, faking a punt and running two yards for a first down.

Score by Quarters	1	2	3	4	Total
New Mexico	0	7	0	7	14
Notre Dame	7	31	14	14	66

Qtr	Time	Scoring play
1st	10:09	ND - K. HAMILTON 34 yd interception return (J. DOERER kick)
	11:47	ND - I. BOOK 1 yd run (J. DOERER kick), 10-49 3:59
2nd	06:34	ND - A. DAVIS 59 yd pass from I. BOOK (J. DOERER kick), 1-59 0:10
	03:21	ND - J. MCKINLEY 65 yd pass from I. BOOK (J. DOERER kick), 2-80 0:28
	01:50	ND - C. CLAYPOOL 37 yd pass from I. BOOK (J. DOERER kick), 2-54 0:11
	00:29	NM - CARROLL, Bryson 47 yd run (SHELLEY, Andrew kick), 5-75 1:21
	00:00	ND - J. DOERER 36 yd field goal, 4-46 0:29
3rd	13:24	ND - C. FINKE 54 yd pass from I. BOOK (J. DOERER kick), 2-60 0:39
	07:19	ND - J. MCKINLEY 20 yd pass from I. BOOK (J. DOERER kick), 6-65 1:58
4th	14:25	ND - C. FLEMISTER 1 yd run (H. LEONARD kick), 9-58 4:01
	07:14	ND - B. LENZY 22 yd pass from B. CLARK (H. LEONARD kick), 10-88 3:49
	06:26	NM - COLE, Bobby 37 yd run (SHELLEY, Andrew kick), 2-75 0:48

	NM	ND
<b>FIRST DOWNS</b>	22	25
<b>RUSHES-YARDS (NET)</b>	46-212	38-157
<b>PASSING YDS (NET)</b>	151	434
Passes Att-Comp-Int	29-10-3	27-17-0
<b>TOTAL OFFENSE PLAYS-YARDS</b>	75-363	65-591
Fumble Returns-Yards	0-0	1-9
Punt Returns-Yards	2-2	2-17
Kickoff Returns-Yards	2-30	2-64
Interception Returns-Yards	0-0	3-36
Punts (Number-Avg)	6-46.5	4-40.8
Fumbles-Lost	1-1	0-0
Penalties-Yards	5-39	7-53
Possession Time	35:06	24:54
Third-Down Conversions	4 of 18	1 of 10
Fourth-Down Conversions	1 of 3	5 of 5
Red-Zone Scores-Chances	0-1	4-4
Sacks By: Number-Yards	1-7	0-0

**RUSHING:** New Mexico-CARROLL, Bryson 6-69; COLE, Bobby 1-37; JONES, Sheriron 8-23; DAVIS, Ahmari 9-22; VIGILANT, Daeon 3-19; MORAN, Kentrail 5-16; HALL, Trae 2-15; JONES, Javohn 5-15; JOHNSON, Lawrence 3-9; GRIFFIN IV, Jay 1-8; TUIOTI, Tevaka 1-5; DYER, Tyson 1-2; TEAM 1-minus 28. Notre Dame-I. BOOK 9-46; K. WILLIAMS 4-26; B. CLARK 4-24; P. JURKOVEC 3-17; T. JONES 6-17; B. LENZY 1-14; M. ASSAF 8-46; L. KEYS III 1-7; C. FLEMISTER 7-minus 2.

**PASSING:** New Mexico-JONES, Sheriron 4-15-3-19; TUIOTI, Tevaka 6-13-0-132; DRENNAN, Q 0-1-0-0. Notre Dame-I. BOOK 15-24-0-360; P. JURKOVEC 1-2-0-52; B. CLARK 1-1-0-22.

**RECEIVING:** New Mexico-GRIFFIN IV, Jay 3-27; MOLINA, Aaron 2-79; LILLY, Elijah 1-24; JONES, Jr., Jeffrey 1-8; CARROLL, Bryson 1-7; JONES, Javohn 1-6; VIGILANT, Daeon 1-0. Notre Dame-C. CLAYPOOL 4-96; J. MCKINLEY 2-85; B. LENZY 2-74; C. FINKE 2-57; L. KEYS III 2-20; A. DAVIS 1-59; T. TREMBLE 1-29; T. JONES 1-6; B. WRIGHT 1-5; K. WILLIAMS 1-3.

**INTERCEPTIONS:** New Mexico-None. Notre Dame-K. HAMILTON 1-34; J. ELLIOTT 1-2; S. CRAWFORD 1-0.

**FUMBLES:** New Mexico-TEAM 1-1. Notre Dame-None.

New Mexico (1-1) vs. Notre Dame (2-0)  
Date: Sep 14, 2019 • Site: Notre Dame, IN • Stadium: Notre Dame Stadium  
Attendance: 77622

Kickoff time: 2:42 pm • End of Game: 6:05 pm • Total elapsed time: 3:23  
Officials: Referee: Jeff Maconaghy; Umpire: Mark Wilson; Linesman: Brian Perry;  
Line judge: James Andrick; Back judge: Robert Luklan; Field judge: Ryan Flynn;  
Side judge: George Liotus; Center judge: Sean Geraghty;  
Temperature: 75 • Wind: W 9 mph • Weather: Sunny



**52** Game 3: 9/21/2019  
**Albuquerque, N.M.**  
**55** Att: 27,269

**ALBUQUERQUE, N.M.** --- In a game that at times defied logic, and featured brilliant plays after brilliant plays, it came down to a fourth down battle of wills, and New Mexico's will won out. Ahmari Davis leaped over a pile of linemen on fourth-and-inches with just over two minutes on the clock at the Aggie 37-yard line and picked up 17 yards to seal a wild 55-52 win for the Lobos. The win pushed UNM to 2-1 on the season and dropped New Mexico State to 0-4.

The game featured plenty of offense as the two teams combined for 107 points, the second-most ever in the rivalry (the record is 113 back in 1917), and the seventh-most in UNM history. The game was also Lobo Scorigami, as it was the first 55-52 game in the history of the program. UNM has now won two straight in the rivalry, and six of eight overall.

UNM found themselves down 38-34 in the third quarter when Josh Adkins slung a pass to Tony Nicholson for a 3-yard touchdown, Nicholson's second score of the game. It was one of three TD passes by Adkins, who also ran for three, becoming just the third quarterback in the FBS this season to rush for three scores and throw for three in the same game.

UNM went to work after that, methodically moving down the field on what ended up as a 12-play, 75-yard touchdown drive. The final 20 came from Jordan Kress, who caught his second touchdown of the game on a 20-yard pass from Tevaka Tuioti. It was one of three touchdowns for Tuioti, who threw for a career-high 355 yards.

After Kress made it 41-38, the Aggies had a chance to tie, but Devin Sanders blocked Dylan Brown's 44-yard field goal attempt, getting just enough of it to have it fall short. That play turned huge when Tuioti hit Cedric Patterson III on the sidelines, and he outraced everyone for his second career catch and first career touchdown. That made it 48-38, and after an errant third down snap forced New Mexico State to punt, UNM's offense went to work again. The key play on the drive was Tuioti hitting a free Elijah Lilly for 29 yards down to the 16-yard line.

After a fumble that Tuioti fell on, UNM got a break on a face mask penalty, and Daevon Vigilant made the Aggies pay with a 1-yard touchdown run to make it 55-38. However, New Mexico State didn't quit. It answered with a 4-yard pass to Jason Huntley with 7:37 to go, and then after an interception, Adkins scored his third rushing TD of the day with 5:22 left and it was 55-52.

UNM's offense wouldn't let the Aggies touch the football again. Tuioti twice kept the ball on zone reads for first downs of 18 and 11 yards, putting the ball across midfield. Bryson Carroll then rushed for four but lost nine on the next play, and UNM faced third-and-15 at midfield. Tuioti then faked a rush and hit Anselem Umeh, who stretched for what looked like a first down with just 2:12 to go, but the ball was ruled just short of the line to gain on a replay review.

Undaunted, acting coach Saga Tuitele went for it at the 37, and Davis leapt the line, and then rumbled to the 20-yard line. On the next play, needing one more first down to clinch the game, Davis got hit at the line and a veritable rugby scrum ensued. When it was finally over, Davis had 11 yards and a first down, and UNM had its 72nd Rio Grande Rivalry win.

UNM got on the board on the second play of the game when Jerick Reed II intercepted Adkins and returned it 43 yards for a touchdown. Reed was making his first career start.

NMSU scored twice to take a lead at 14-7, but UNM tied with when Davis scored from two yards out. The Lobos then matched every score for State. The Aggies got a 33-yard field goal, and UNM answered with an Andrew Shelley 48-yarder. NMSU scored to make it 24-17, but Kress tip-toed the sidelines for a 55-yard touchdown. UNM looked like it would have a 31-24 lead at the break when Davis scored with 1:07 to go, but NMSU went the length of the field, helped by a 53-yard catch and run to tie the game at 31-31 with two seconds left, setting up the wild finish.

Score by Quarters	1	2	3	4	Total
New Mexico State	17	14	7	14	52
New Mexico	14	17	17	7	55

#### Qtr Time Scoring play

1st	14:21	NM - REED II, Jerick 43 yd interception return (SHELLEY, Andrew kick)
	11:15	NMSU - Adkins, Josh 3 yd run (Brown, Dylan kick), 9-75 3:06
	04:36	NMSU - Huntley, Jason 2 yd run (Brown, Dylan kick), 12-75 4:28
	02:29	NM - DAVIS, Ahmari 2 yd run (SHELLEY, Andrew kick), 6-75 2:07
	00:35	NMSU - Brown, Dylan 33 yd field goal, 7-60 1:54
2nd	12:31	NM - SHELLEY, Andrew 48 yd field goal, 9-44 3:04
	09:32	NMSU - Adkins, Josh 1 yd run (Brown, Dylan kick), 11-75 2:59
	07:26	NM - KRESS, Jordan 55 yd pass from TUIOTI, Tevaka (SHELLEY, Andrew kick), 6-75 2:06
	01:07	NM - DAVIS, Ahmari 1 yd run (SHELLEY, Andrew kick), 6-65 2:02
	00:02	NMSU - Nicholson, Tony 11 yd pass from Adkins, Josh (Brown, Dylan kick), 5-75 1:05
3rd	11:25	NM - SHELLEY, Andrew 49 yd field goal, 9-51 3:31
	08:15	NMSU - Nicholson, Tony 3 yd pass from Adkins, Josh (Brown, Dylan kick), 9-69 3:08
	03:45	NM - KRESS, Jordan 20 yd pass from TUIOTI, Tevaka (SHELLEY, Andrew kick), 12-75 4:30
	01:02	NM - PATTERSON III Cedric 62 yd pass from TUIOTI, Tevaka (SHELLEY, Andrew kick), 4-73 1:47
4th	10:26	NM - VIGILANT, Daevon 1 yd run (SHELLEY, Andrew kick), 9-78 4:21
	07:37	NMSU - Huntley, Jason 4 yd pass from Adkins, Josh (Brown, Dylan kick), 10-75 2:49
	05:22	NMSU - Adkins, Josh 4 yd run (Brown, Dylan kick), 5-51 1:09

	NMSU	NM
<b>FIRST DOWNS</b>	29	27
<b>RUSHES-YARDS (NET)</b>	34-154	51-243
<b>PASSING YDS (NET)</b>	335	355
Passes Att-Comp-Int	47-30-1	28-16-1
<b>TOTAL OFFENSE PLAYS-YARDS</b>	81-489	79-598
Fumble Returns-Yards	0-0	0-0
Punt Returns-Yards	0-0	1-5
Kickoff Returns-Yards	2-98	2-36
Interception Returns-Yards	1-17	1-43
Punts (Number-Avg)	3-52.7	2-59.5
Fumbles-Lost	2-0	1-0
Penalties-Yards	7-56	9-80
Possession Time	26:54	33:06
Third-Down Conversions	8 of 14	8 of 15
Fourth-Down Conversions	1 of 1	1 of 1
Red-Zone Scores-Chances	8-8	4-5
Sacks By: Number-Yards	0-0	2-13

**RUSHING:** New Mexico State-Huntley, Jason 12-114; Adkins, Josh 15-32; Gibson, Christian 6-26; TEAM 1-minus 18. New Mexico-DAVIS, Ahmari 28-133; TUIOTI, Tevaka 7-59; CARROLL, Bryson 9-38; VIGILANT, Daevon 3-14; LILLY, Elijah 1-2; TEAM 3-minus 3.

**PASSING:** New Mexico State-Adkins, Josh 30-47-1-335. New Mexico-TUIOTI, Tevaka 16-28-1-355.

**RECEIVING:** New Mexico State-Nicholson, Tony 7-61; Clark, OJ 5-33; Mitchell, Naveon 4-105; Lottie, Isaiah 4-35; Downs III, Robert 3-45; Huntley, Jason 3-14; Abraham, Tevis 2-9; Gibson, Christian 1-19; Wyatt, Jared 1-14. New Mexico-KRESS, Jordan 3-122; UMEH, Anselem 3-42; LILLY, Elijah 3-38; WILLIAMS, Marcus 2-73; PATTERSON III Cedric 2-72; SOMOYE, Anu 1-5; CARROLL, Bryson 1-5; GRIFFIN IV, Jay 1-minus 2.

**INTERCEPTIONS:** New Mexico State-Perkins, Austin 1-17. New Mexico-REED II, Jerick 1-43.

**FUMBLES:** New Mexico State-TEAM 1-0; Gibson, Christian 1-0. New Mexico-TUIOTI, Tevaka 1-0.

New Mexico State (0-4) vs. New Mexico (2-1)  
 Date: Sep 21, 2019 • Site: Albuquerque, N.M. • Stadium: Dreamstyle Stadium  
 Attendance: 27269

Kickoff time: 2:38 pm • End of Game: 6:03 pm • Total elapsed time: 3:25  
 Officials: Referee: Eddy Shelton; Umpire: Scott Teifer; Linesman: Bradford Edwards;  
 Line judge: Quentin Givens; Back judge: Daniel Young; Field judge: Richard Almeroth;  
 Side judge: Fulton Carson; Center judge: Stacy Hardin;



**10** Game 4: 9/28/2019  
**Lynchburg, Va.**  
**17** Att: 17,101

**LYNCHBURG, Va.** --- After a wild offensive affair just a week ago, offense was at a premium on Saturday in Lynchburg, Virginia, and the Liberty Flames had just enough of it to top New Mexico 17-10 in front of 17,101 fans at Williams Stadium. The loss dropped UNM to 2-2 on the season, and it denied UNM its first 3-1 start in 12 years.

The Lobos looked to get on the board first after the defense turned in a fourth-down stop inside of Liberty territory, but Tevaka Tuioti, threw an interception (one of two) in the end zone on third down, ending UNM's scoring threat. UNM's defense held firm, bending but not really breaking, allowing just an Antonio Gandy-Golden touchdown on the final play of the first quarter, and a late play-action touchdown pass near the end of the second quarter.

Golden's first score came after a 51-yard catch set up the Flames inside the 10, and he caught a short 3-yard pass from Buckshot Calvert two plays later. Liberty's only other touchdown came after another long pass play set up Liberty inside the five, and this time Clavert threw a 2-yard pass with just 23 seconds left in the half.

UNM got a huge red zone stop early in the second quarter down 7-3 when Erin Austin chased down Liberty quarterback Buckshot Calvert as he was at the one-yard line and forced a fumble into the end zone, which was recovered by De'John Rogers for a touchback.

The Lobos got on the board on the strength of a season-long 52-yard field goal by Andrew Shelley, who got the kick-off after Tyson Dyer handled a low snap. The field goal was tied for the sixth-longest in UNM history. It wasn't the only big play for Dyer, who time and again punted UNM out of trouble, averaging 47.8 yards per punt, punting five times and pinning Liberty inside the 20 all five times.

UNM was down 17-3 after a field goal and drove inside the Liberty 45, but a pass from Tuioti to Anselem Umeh was high, and UNM had to punt. After a missed field goal, UNM again drove down the field, but Tuioti overthrew Jay Griffin IV for a second interception. UNM's defense continued to hold, giving UNM a chance to get back in the game, and UNM drove inside the 15-yard line but on fourth down from the 10 yards line needing eight yards for a first down, Tuioti rushed and got seven-and-half yards, turning the ball over on downs at the Liberty 3-yard line.

UNM eventually got the ball back in the final minutes and went the length of the field, with Tuioti hitting Aaron Molina for a 14-yard touchdown with 43 seconds left to make it 17-10. UNM then attempted an onside kick and the ball hung tantalizingly in the air but just before Jordan Kress could snag it, a Liberty receiver snatched it first to seal the game.

The Lobos now flip coasts on a short week to open conference play at San Jose State.

Score by Quarters	1	2	3	4	Total
New Mexico	0	3	0	7	10
Liberty	7	7	3	0	17

#### Qtr Time Scoring play

1st	00:00	LIB - GANDY-GOLDEN, A. 3 yd pass from CALVERT, S. (PROBERT, A. kick), 9-87 4:19
2nd	09:20	NM - SHELLEY, Andrew 52 yd field goal, 12-41 5:40
	00:23	LIB - JACKSON, J. 2 yd pass from CALVERT, S. (PROBERT, A. kick), 8-82 2:13
3rd	08:47	LIB - PROBERT, A. 42 yd field goal, 7-68 3:18
4th	00:43	NM - MOLINA, Aaron 14 yd pass from TUIOTI, Tevaka (SHELLEY, Andrew kick), 11-86 2:12

	NM	LIB
<b>FIRST DOWNS</b>	18	19
<b>RUSHES-YARDS (NET)</b>	43-223	31-160
<b>PASSING YDS (NET)</b>	139	306
Passes Att-Comp-Int	26-12-2	36-24-0
<b>TOTAL OFFENSE PLAYS-YARDS</b>	69-362	67-466
Fumble Returns-Yards	0-0	0-0
Punt Returns-Yards	1-2	2-14
Kickoff Returns-Yards	0-0	1-45
Interception Returns-Yards	0-0	2-23
Punts (Number-Avg)	5-47.8	4-43.2
Fumbles-Lost	0-0	1-1
Penalties-Yards	6-40	3-30
Possession Time	30:33	29:27
Third-Down Conversions	9 of 17	4 of 12
Fourth-Down Conversions	0 of 1	0 of 1
Red-Zone Scores-Chances	1-3	2-4
Sacks By: Number-Yards	0-0	2-6

**RUSHING:** New Mexico-DAVIS, Ahmari 18-99; CARROLL, Bryson 13-61; TUIOTI, Tevaka 7-57; VIGILANT, Daevon 3-5; GRIFFIN IV, Jay 1-2; TEAM 1-minus 1. Liberty-MACK, J. 14-95; HICKSON, F. 13-55; CALVERT, S. 2-14; Team 1-minus 1; ROBINSON, B. 1-minus 3.

**PASSING:** New Mexico-TUIOTI, Tevaka 12-26-2-139. Liberty-CALVERT, S. 24-36-0-306.

**RECEIVING:** New Mexico-WILLIAMS, Marcus 3-33; MOLINA, Aaron 2-28; GRIFFIN IV, Jay 2-28; DRENNAN, Q 2-24; PATTERSON III Cedric 1-22; LOGAN-GREENE, Eman 1-4; VIGILANT, Daevon 1-0. Liberty-GANDY-GOLDEN, A. 6-144; HICKSON, F. 5-32; SHAA, K. 5-21; STUBBS, DJ 3-28; FRITH, N. 1-53; FOUTZ, Z. 1-15; KING, Dam. 1-8; LOUIS, S. 1-3; JACKSON, J. 1-2.

**INTERCEPTIONS:** New Mexico-None. Liberty-BENTON, E. 1-23; FAULKS, J. 1-0.

**FUMBLES:** New Mexico-None. Liberty-CALVERT, S. 1-1.

New Mexico (2-2) vs. Liberty (3-2)  
 Date: 09-28-19 • Site: Lynchburg, Va. • Stadium: Williams Stadium  
 Attendance: 17101

Kickoff time: 6:06 PM • End of Game: 9:10 PM • Total elapsed time: 3:04  
 Officials: Referee: Jeff Flanagan; Umpire: Jim Eckl; Linesman: Arthur Hardin;  
 Line judge: Kirk Lewis; Back judge: Gary Danciewicz; Field judge: Wayne Rundell;  
 Side judge: Jeffrey Shears; Center judge: Jon Baden;  
 Temperature: 78 • Wind: SW 5 mph • Weather: Partly cloudy



**21** Game 5: 10/4/2019  
San Jose, Calif.  
**32** Att: 16,119

SAN JOSE, Calif. --- Sheriron Jones came off the bench and led a game effort for New Mexico, but the Lobos suffered five fumbles (losing two) and four interceptions, and that hurt any chances of a road win. UNM couldn't overcome a 26-0 deficit in losing 32-21 at San Jose State at CFCU Stadium. The loss dropped New Mexico to 2-3 on the season and 0-1 in the conference.

San Jose State improved to 3-2 on the year and 1-1 in the Mountain West. New Mexico lost its Mountain West opener for the just the second time in the last five years.

The game started well for UNM as Erin Austin and De'John Rogers teamed up for a big play for the second straight week. UNM's Austin hit Josh Love when he went back to pass, forcing a fumble that Rogers recovered. UNM moved the ball inside the 15 but stalled, and Andrew Shelley missed from the far right hashmark from 29 yards, his first miss of the season.

That miss started a roll for the Spartans, a run that was keyed by several big yardage plays by San Jose State. The Spartans got a pair of long passes to set up a 9-yard touchdown by quarterback Nick Nash for a 6-0 lead, and UNM's Adebayo Soremekun blocked the extra point. After UNM blocked a field goal, San Jose State scored again when Bill Humphrey's caught a 5-yard pass from Josh Love to make it 13-0.

UNM drove the field after that and had a chance to get on the board, but Tevaka Tuioti threw an interception in the end zone, the first of UNM's six turnovers. On the next play, Love hit Bailey Gaither, who earlier had blocked a punt, and Gaither traversed 80 yards for a 20-0 lead.

UNM then suffered two turnovers inside the Lobo 25, the first by Bryson Carroll was at the Lobo 2-yard line, and the second was an interception by Sheriron Jones, but UNM's defense held twice, forcing a pair of Matt Mercurio field goals and it was 26-0 San Jose State.

UNM got on the board just before the half when Jones, who had a career-high 104 yards rushing, hit Jordan Kress at the front pylon for a 34-yard touchdown, making it 26-7 at the break.

UNM had a chance to cut the lead further early in the second half when UNM drove inside the 10, but Ahmari Davis fumbled on a second effort play, and UNM turned the ball over. UNM's defense held, and Sheriron Jones led a quick 60-yard, 4-play drive with a 4-yard touchdown run to make it 26-14 late in the third quarter.

However, San Jose State tacked on two more field goals, including a 49-yarder that followed a blocked kick that UNM seemingly would have scored a touchdown on, but the play was ruled dead due a false start by Mercurio. He also added a short field goal later in the quarter.

Jones didn't stop however, and he threw his second TD pass of the game, a 38-yarder on a scramble to Cedric Patterson III to make it 32-21, and UNM nearly recovered the pooch kick from Donovan Murphree at the Spartan 30-yard line. UNM got the stop it needed, but on a third-and-10 play, Jones dropped back and threw his third interception of the game, and UNM's fourth.

Score by Quarters	1	2	3	4	Total
New Mexico	0	7	7	7	21
San Jose State	6	20	0	6	32

#### Qtr Time Scoring play

1st	06:50	SJSU - NASH, Nick 9 yd run (MERCURIO, Matt kick blockd), 6-80 2:28
2nd	12:56	SJSU - HUMPHREYS, Bill 5 yd pass from LOVE, Josh (MERCURIO, Matt kick), 7-93 2:04
	08:42	SJSU - GAITHER, Bailey 80 yd pass from LOVE, Josh (MERCURIO, Matt kick), 1-80 0:12
	06:57	SJSU - MERCURIO, Matt 24 yd field goal, 4-5 1:28
	04:22	SJSU - MERCURIO, Matt 33 yd field goal, 4-9 1:48
	01:12	NM - KRESS, Jordan 34 yd pass from JONES, Sheriron (SHELLEY, Andrew kick), 6-75 3:08
3rd	03:11	NM - JONES, Sheriron 4 yd run (SHELLEY, Andrew kick), 4-60 1:22
4th	12:47	SJSU - MERCURIO, Matt 49 yd field goal, 6-33 2:04
	06:16	SJSU - MERCURIO, Matt 24 yd field goal, 11-52 5:57
	04:52	NM - PATTERSON III Cedric 38 yd pass from JONES, Sheriron (SHELLEY, Andrew kick), 3-66 1:18

	NM	SJSU
FIRST DOWNS	19	19
RUSHES-YARDS (NET)	41-238	34-52
PASSING YDS (NET)	161	412
Passes Att-Comp-Int	26-11-4	39-26-0
TOTAL OFFENSE PLAYS-YARDS	67-399	73-464
Fumble Returns-Yards	0-0	0-0
Punt Returns-Yards	2--2	3-4
Kickoff Returns-Yards	5-120	1-10
Interception Returns-Yards	0-0	4-24
Punts (Number-Avg)	4-41.2	5-40.4
Fumbles-Lost	5-2	1-1
Penalties-Yards	9-95	8-70
Possession Time	27:32	32:28
Third-Down Conversions	5 of 12	6 of 19
Fourth-Down Conversions	1 of 1	1 of 1
Red-Zone Scores-Chances	1-3	5-7
Sacks By: Number-Yards	3-26	0-0

RUSHING: New Mexico-JONES, Sheriron 11-104; DAVIS, Ahmari 22-96; CARROLL, Bryson 5-28; LOGAN-GREENE, Eman. 1-6; TUIOTI, Tevaka 2-4. San Jose State-NASH, Nick 9-29; PACKER, DeJon 7-26; NEVENS, Tyler 9-20; HOLINESS, Isaia 1-8; ROBINSON, Kaire 1-4; TEAM 3-minus 5; LOVE, Josh 4-minus 30.

PASSING: New Mexico-JONES, Sheriron 7-16-3-127; TUIOTI, Tevaka 4-10-1-34. San Jose State-LOVE, Josh 24-36-0-405; NASH, Nick 2-3-0-7.

RECEIVING: New Mexico-KRESS, Jordan 2-46; WILLIAMS, Marcus 2-38; DRENNAN, Q 2-15; PATTERSON III Cedric 1-38; GRIFFIN IV, Jay 1-10; DAVIS, Ahmari 1-5; UMEH, Anselem 1-5; JONES, Javohn 1-4. San Jose State-WALKER, Tre 7-130; PACKER, DeJon 3-74; FOLEY, Brett 3-25; HUMPHREYS, Bill 3-19; GAITHER, Bailey 2-90; BLACKWELL, JaQu 2-34; DEESE, Derrick 2-32; HAMILTON, Isaia 2-9; HOLINESS, Isaia 2-minus 1.

INTERCEPTIONS: New Mexico-None. San Jose State-EZELL, Brandon 2-10; TOLEFREE, Rico 1-14; SHELTON, Nehemi 1-0.

FUMBLES: New Mexico-DAVIS, Ahmari 2-1; JONES, Sheriron 2-0; CARROLL, Bryson 1-1. San Jose State-LOVE, Josh 1-1.

New Mexico (2-3,0-1) vs. San Jose State (3-2,1-1)  
Date: Oct 04, 2019 • Site: San Jose, CA • Stadium: CFCU Stadium  
Attendance: 16119

Kickoff time: 7:02 pm • End of Game: 10:39 pm • Total elapsed time: 3:37  
Officials: Referee: Scott Campbell; Umpire: Rick Podraza; Linesman: Doug Moore;  
Line Judge: Keith Garmond; Back Judge: Terry White; Field Judge: Matt Mills;  
Side Judge: Mario Seneca; Center Judge: Tyree Walton;  
Temperature: 62F • Wind: 14mphNNW • Weather: Clear.  
Replay - Jeff Hansen



**35** Game 6: 10/11/2019  
Albuquerque, N.M.  
**21** Att: 15,393

ALBUQUERQUE, N.M. --- Colorado State went 85 yards at the end of the first half, aided by three personal fouls, and scored on fourth-and-goal from the 1-yard line with five seconds left to take a lead it would never relinquish as the Rams defeated the Lobos for the 10th straight time, winning 35-21 at Dreamstyle Stadium. The loss dropped UNM to 2-4 on the season at the halfway point, and 0-2 in the Mountain West. Colorado State moved to 2-5 overall and 1-2 in the league.

UNM struggled to overcome mistakes in the game, including three fourth quarter turnovers, 11 penalties for 102 yards (CSU had 10 for 117 yards) and just three of 12 third down conversions.

The Lobos were down plenty of starters on both sides of the ball, but still got some tremendous efforts, the biggest from the littlest player on the field. Five-foot-seven Bryson Carroll rushed for 193 yards, the 15th-best rushing total in UNM history. Carroll had several big runs including a 56-yard run to the one-yard line with UNM trailing 7-0. That run should have been 57-yards and a touchdown, but Carroll actually fumbled at the 1-yard line when he let go of the ball before crossing into the end zone.

Luckily, neither team fell on the ball, so UNM retained possession at the 1-yard line and Kentrail Moran, rushing in short yardage situations in place of Ahmari Davis who was injured, scored his first career touchdown to make it 7-6 after Andrew Shelley hit the upright on the point-after try.

UNM took it's only lead on a long drive on the ground that was aided when Colorado State was called for roughing the punter. It ended with Moran's second touchdown of the game, making it 12-7, and Sheriron Jones hit Marcus Williams for a two-point conversion to make it 14-7.

After each team punted, CSU tied the game on one-play as Patrick O'Brien hit Warren Jackson for an 87-yard touchdown.

That left it tied until CSU took over at its own 15-yard line with 2:03 to go. UNM got a sack and then a short gain made it third-and-11, and UNM called a timeout to try to get the ball back. Instead, CSU got a first down and moved to midfield when it faced another third-and-11 at the Ram 44. O'Brien was pressured and threw incomplete, but UNM was called for roughing the pass, moving the ball to the Lobo 41.

UNM then was whistled for pass interference twice in three plays, setting up the Rams at the Lobo 3-yard line. It took four plays, but on fourth-and-goal at the 1-yard line, Marvin Kinsey, Jr. just did break the plane for a back-breaking touchdown with just five seconds left in the half.

CSU moved it to 28-14 in the third with another Kinsey short TD run, but UNM made a game comeback attempt. UNM broke through in the fourth quarter, converting its first two third downs, including a bruising 10-yard run by Jones on third-and-seven at the 14 that looked for certain like a loss of yardage. Carroll then barreled in from four yards out and UNM was down 28-21.

CSU missed a field goal with 8:38 to go, and UNM needed 72 yards for a tie. They got just five. Carroll rushed for five before a muffed fly swap exchange to Emmanuel Logan-Greene was recovered and turned into a Jackson 26-yard touchdown catch for a 35-21 lead. That turnover was the first of three in the fourth quarter for UNM.

Score by Quarters	1	2	3	4	Total
Colorado State	7	14	7	7	35
New Mexico	6	8	0	7	21

#### Qtr Time Scoring play

1st	12:24	CSU - McBRIDE, Trey 42 yd pass from O'BRIEN, Patrick (CAMPER, Cayden kick), 7-84 2:36
	05:26	NM - MORAN, Kentrail 1 yd run (SHELLEY, Andrew kick failed), 2-57 0:17
2nd	07:59	NM - MORAN, Kentrail 4 yd run (WILLIAMS, Marcus pass from JONES, Sheriron), 11-80 5:15
	04:13	CSU - JACKSON, Warren 87 yd pass from O'BRIEN, Patrick (CAMPER, Cayden kick), 1-87 0:13
	00:05	CSU - KINSEY JR, Marvin 1 yd run (CAMPER, Cayden kick), 11-85 1:56
	10:14	CSU - KINSEY JR, Marvin 3 yd run (CAMPER, Cayden kick), 5-85 2:33
4th	12:05	NM - CARROLL, Bryson 4 yd run (SHELLEY, Andrew kick), 12-80 4:50
	05:58	CSU - JACKSON, Warren 26 yd pass from O'BRIEN, Patrick (CAMPER, Cayden kick), 3-27 1:57

	CSU	NM
FIRST DOWNS	23	22
RUSHES-YARDS (NET)	38-131	49-256
PASSING YDS (NET)	420	89
Passes Att-Comp-Int	34-25-0	17-8-1
TOTAL OFFENSE PLAYS-YARDS	72-551	66-345
Fumble Returns-Yards	0-0	0-0
Punt Returns-Yards	1-0	0-0
Kickoff Returns-Yards	3-62	0-0
Interception Returns-Yards	1-17	0-0
Punts (Number-Avg)	5-45.6	7-43.3
Fumbles-Lost	4-2	3-2
Penalties-Yards	10-117	11-102
Possession Time	31:44	28:16
Third-Down Conversions	8 of 15	3 of 12
Fourth-Down Conversions	1 of 1	1 of 1
Red-Zone Scores-Chances	2-5	3-4
Sacks By: Number-Yards	2-18	4-19

RUSHING: Colorado State-KINSEY JR, Marvin 25-85; WRIGHT, Dante 2-63; McELROY, Marcus 3-2; TEAM 3-minus 6; O'BRIEN, Patrick 5-minus 13. New Mexico-CARROLL, Bryson 26-193; JONES, Sheriron 17-54; VIGILANT, Daevon 2-8; MORAN, Kentrail 3-7; LOGAN-GREENE, Eman. 1-minus 6.

PASSING: Colorado State-O'BRIEN, Patrick 25-34-0-420. New Mexico-JONES, Sheriron 8-17-1-89.

RECEIVING: Colorado State-JACKSON, Warren 9-214; WRIGHT, Dante 5-105; McBRIDE, Trey 5-57; McCULLOUGH, Ty 2-25; CRAIG-MYERS, Nate 1-11; BUTLER, Cameron 1-6; PRENTICE, Adam 1-1; KINSEY JR, Marvin 1-1. New Mexico-WILLIAMS, Marcus 5-58; MOLINA, Aaron 1-20; LOGAN-GREENE, Eman. 1-8; JONES, Javohn 1-3.


INTERCEPTIONS: Colorado State-NEAL, Andre 1-17. New Mexico-None.

FUMBLES: Colorado State-WRIGHT, Dante 1-1; KINSEY JR, Marvin 1-1; McELROY, Marcus 1-0; TEAM 1-0. New Mexico-CARROLL, Bryson 1-0; LOGAN-GREENE, Eman. 1-1; JONES, Sheriron 1-1.

Colorado State (2-5,1-2) vs. New Mexico (2-4,0-2)  
Date: Oct 11, 2019 • Site: Albuquerque, N.M. • Stadium: Dreamstyle Stadium  
Attendance: 15393

Kickoff time: 6:02 pm • End of Game: 9:53 pm • Total elapsed time: 3:51  
Officials: Referee: Kevin Hassell; Umpire: Apollo Martin; Linesman: Jeff Hutcheon;  
Line Judge: David Young; Back Judge: Bobby Lynn; Field Judge: Matt Binford;  
Side Judge: Mark Graves; Center Judge: Abram Anaya;  
Temperature: 58F • Wind: W 3 MPH • Weather: Sunny





**10** Game 7: 10/19/2019  
**Laramie, Wyo.**  
**23** Att: 22,884

**LARAMIE, Wyo.** --- New Mexico had eight straight drives move into Wyoming territory to end the game, but the Lobos netted just 10 points on those six drives, and it wasn't nearly enough as UNM lost at Wyoming 23-10 in a solid defensive effort for the Lobos. The loss dropped UNM to 2-5 overall and 0-3 in the Mountain West, while Wyoming moved to 5-2 and 2-1, one win from bowl eligibility.

UNM's defensive played well, as Wyoming didn't break the 300-yard mark for the game until well into the fourth quarter. The only score of the first half followed a turnover, as UNM's Bryson Carroll fumbled inside of Lobo territory. Sean Chambers was able to convert it into points with a 1-yard run, and that left it at 7-0 Wyoming. UNM didn't have much of an issue moving into Wyoming territory, but the issue was getting into field goal range.

UNM ran out of time at the end of the first half at the Wyoming 40. Two other drives in the first half stalled at the Cowboy 44 and on the 50. The Lobos defense was stout, holding on most Cowboy drives. The only other scoring chance for the Cowboys came on a missed 47-yard field goal.

The second half saw UNM open and drive quickly into Wyoming territory, but the drive stalled when UNM passed on a 47-yard field goal try into a stiff breeze and got stopped on fourth down. While UNM kept scuffling inside Wyoming territory, Wyoming got a 41-yard scramble by Chambers to set up a 3-yard run by Xavian Valladay to make it 13-0.

Finally, on UNM's sixth foray into Wyoming territory, it got on the board when Aaron Molina had to turn into a defender to prevent an interception, and Andrew Shelley followed with a 25-yard field goal on the first play of the fourth quarter. Wyoming pushed the lead to 20-3 when Chambers hit Josh Harshman for a 15-yard touchdown.

UNM head coach Bob Davie made a switch and inserted Tevaka Tuioti into the game, and he reaped an immediate dividend. UNM got a huge 40-yard run from Ahmari Davis, and then on fourth-and-15 from the 21, Tuioti hit Aaron Molina for a 21-yard touchdown, slicing the lead to 20-10. Wyoming got another long scramble run on third down, this one of 40 yards by Chambers, and the Cowboys led 23-10 with 58 seconds left.

Without much time, UNM moved from the 25 to the Wyoming 17 before time ran out after Tuioti missed Emmanuel Logan-Greene in the end zone.

Overall, UNM outgained the Cowboys 372-345 and threw for 203 through the air, but the lost fumble in the first half was the games' only turnover. Wyoming also had the ball about 10 more minutes, 35:13 to 24:47.

Score by Quarters	1	2	3	4	Total
New Mexico	0	0	0	10	10
Wyoming	7	0	6	10	23

#### Qtr Time Scoring play

1st 00:04 WY - CHAMBERS, Sean 1 yd run (ROTHER, Cooper kick), 4-36 1:36  
3rd 07:31 WY - VALLADAY, X. 3 yd run (ROTHER, Cooper kick failed), 9-70 4:10  
4th 14:55 NM - SHELLEY, Andrew 25 yd field goal, 7-40 1:24  
09:40 WY - HARSHMAN, Josh 15 yd pass from CHAMBERS, Sean (ROTHER, Cooper kick), 10-75 5:15  
06:31 NM - MOLINA, Aaron 21 yd pass from TUIOTI, Tevaka (SHELLEY, Andrew kick), 9-75 3:09  
00:58 WY - ROTHER, Cooper 36 yd field goal, 11-56 5:33

	NM	WY
<b>FIRST DOWNS</b>	20	21
<b>RUSHES-YARDS (NET)</b>	37-169	55-259
<b>PASSING YDS (NET)</b>	203	86
Passes Att-Comp-Int	28-14-0	15-9-0
<b>TOTAL OFFENSE PLAYS-YARDS</b>	65-372	70-345
Fumble Returns-Yards	0-0	1-1
Punt Returns-Yards	2-17	0-0
Kickoff Returns-Yards	0-0	0-0
Interception Returns-Yards	0-0	0-0
Punts (Number-Avg)	4-37.8	4-44.5
Fumbles-Lost	2-1	1-0
Penalties-Yards	5-50	5-38
Possession Time	24:47	35:13
Third-Down Conversions	4 of 12	11 of 18
Fourth-Down Conversions	1 of 2	0 of 0
Red-Zone Scores-Chances	2-3	4-4
Sacks By: Number-Yards	3-24	2-10

**RUSHING:** New Mexico-DAVIS, Ahmari 14-86; CARROLL, Bryson 12-55; TUIOTI, Tevaka 3-30; MORAN, Kentraill 1-5; VIEIRA, Thomas 1-4; LOGAN-GREENE, Eman. 1-1; JONES, Sherion 5-minus 12. Wyoming-VALLADAY, X. 33-127; CHAMBERS, Sean 18-117; ISMAIL JR. R. 1-9; BRENTON, Brett 2-5; BURROUGHS, J. 1-1.

**PASSING:** New Mexico-JONES, Sherion 9-17-0-143; TUIOTI, Tevaka 5-10-0-60; TEAM 0-1-0-0. Wyoming-CHAMBERS, Sean 9-15-0-86.

**RECEIVING:** New Mexico-KRESS, Jordan 4-94; MOLINA, Aaron 3-35; LOGAN-GREENE, Eman. 3-28; WILLIAMS, Marcus 2-27; VIEIRA, Thomas 1-11; UMEH, Anselm 1-8. Wyoming-OKWOLI, John 3-33; HARSHMAN, Josh 2-20; VALLADAY, X. 1-25; CROW, Dontae 1-11; MARCOTTE, J. 1-6; ISMAIL JR. R. 1-minus 9.

**INTERCEPTIONS:** New Mexico-None. Wyoming-None.

**FUMBLES:** New Mexico-KRESS, Jordan 1-0; CARROLL, Bryson 1-1. Wyoming-CHAMBERS, Sean 1-0.

New Mexico (2-5,0-3) vs. Wyoming (5-2,2-1)

Date: Oct 19, 2019 • Site: Laramie, Wyo. • Stadium: War Memorial Stadium  
Attendance: 22,884

Kickoff time: 1:05 pm • End of Game: 3:59 pm • Total elapsed time: 2:54  
Officials: Referee: Cal McNeill; Umpire: Mike Henderson; Linesman: Bill Scott;  
Line Judge: Steve Hoslett; Back Judge: Alvin Moore; Field Judge: Robert Asel;  
Side Judge: Tom Bessant; Center Judge: Corey Long;  
Temperature: 45 deg • Wind: wsw22mph • Weather: Mostly cloudy



**31** Game 8: 10/26/2019  
**Albuquerque, N.M.**  
**45** Att: 12,617

**ALBUQUERQUE, N.M.** --- New Mexico made a furious comeback effort, but in the end it wasn't enough. Hawai'i scored on four of its five offensive possessions and also added a 14-yard interception return for another score as Hawai'i raced to a 32-point halftime lead and defeated New Mexico 45-31 to spoil UNM's 95th Homecoming game. The win ended a seven-game losing streak to UNM by the Rainbow Warriors.

New Mexico dropped to 2-6 overall and 0-4 in conference play, while Hawai'i ended a two-game losing streak and moved to 5-3 overall and 2-2 in the Mountain West.

New Mexico was down 35-3 at the half and 45-10 with 9:16 left in the fourth quarter before a furious rally that saw UNM score three times in the just 3:13 and then get picked off at the 3-yard line in trying to get within a score with under two minutes left.

The highlight for UNM was the play of Ahmari Davis, who rushed for a career-high 200 yards, the 14th time UNM has had a 200-yard rusher, and the 10th individual overall. It was UNM's second straight home game with a runner going for at least 190 yards. Davis had a career-long 66-yard touchdown in the third quarter along with a long 39-yard run that set up UNM's first points of the game. Davis has run for at least 100 yards in all three home games that he has played.

Down 45-10 in the fourth after a 9-yard touchdown pass from Chevan Cordiero to Lincoln Victor with 9:16 to go, UNM began the comeback. Tevaka Tuioti hit Anselm UmeH for a 40-yard pass to the 19 yard line, and Davis ran it in on the next play to make the score 45-17.

Hawai'i took over at it's 28 after a fair catch, and on fourth-and-one at its own 37, Rainbow Warrior head coach Nick Rolovich rolled the dice, and it came up snake eyes. Devin Sanders and Brandon Burton broke through for a tackle for loss, and then Hawai'i was hit with a personal foul and UNM started at the 21. After a touchdown was wiped out on a penalty for UNM, Tuioti hit Anu Somoye for a 9-yard score and with 4:41 left, it was 45-24.

Hawai'i opted to not run the ball, and went three-and-out, taking just 15 seconds off the clock. UNM took over after a punt and Tuioti hit Jordan Kress for a 59-yard touchdown on the first play, and with 4:03 left a once insurmountable lead was whittled to two scores. UNM almost cut it further when on second down McDonald's pass went in and out of the hands of Letayveon Beaton, who had room to run on a return.

UNM got it back with 2:25 to go, and drove to the Hawai'i 28 before Ikem Okeke picked off Tuioti at the three to end it.

Davis's 66-yard touchdown to open UNM's second half scoring was set up by UNM's second interception of the season. Erin Austin, a defensive lineman, stunted after a blitzed and dropped into overage, and he snatched Cole McDonald's pass out of the air and ran it back nine yards. Davis then took it from there, bursting through the line, shaking a tackler and racing the 66 yards for UNM's only field goal of the third quarter.

Hawai'i, known for its run-and-shoot, high-flying passing offense, scored three rushing touchdowns in the first half. The first came on its second offensive play quarterback Cole McDonald, who is known more for his arm than his legs, surprised everyone with a quarterback keeper around the end that went for a 76-yard touchdown.

Score by Quarters	1	2	3	4	Total
Hawai'i	21	14	3	7	45
New Mexico	3	0	7	21	31

#### Qtr Time Scoring play

1st 13:14 UH - MCDONALD, Cole 76 yd run (MESKELL, Ryan kick), 2-76 0:18  
08:43 NM - SHELLEY, Andrew 39 yd field goal, 10-57 4:26  
04:40 UH - MATAUTIA, Solomon 14 yd interception return (MESKELL, Ryan kick)  
01:56 UH - NOA, Kumoku 54 yd pass from MCDONALD, Cole (MESKELL, Ryan kick), 4-69 1:21  
2nd 08:50 UH - MCDONALD, Cole 1 yd run (MESKELL, Ryan kick), 10-72 4:39  
00:33 UH - REED, Miles 1 yd run (MESKELL, Ryan kick), 8-77 4:12  
3rd 11:02 NM - DAVIS, Ahmari 67 yd run (SHELLEY, Andrew kick), 2-70 0:48  
03:09 UH - MESKELL, Ryan 24 yd field goal, 7-81 2:56  
4th 09:16 UH - VICTOR, Lincoln 9 yd pass from CORDEIRO, Chevan (MESKELL, Ryan kick), 10-82 4:46  
07:16 NM - DAVIS, Ahmari 19 yd run (SHELLEY, Andrew kick), 5-87 2:00  
04:41 NM - SOMOYE, Anu 9 yd pass from TUIOTI, Tevaka (SHELLEY, Andrew kick), 4-36 1:23  
04:03 NM - KRESS, Jordan 59 yd pass from TUIOTI, Tevaka (SHELLEY, Andrew kick), 1-59 0:10

	UH	NM
<b>FIRST DOWNS</b>	21	23
<b>RUSHES-YARDS (NET)</b>	34-255	31-207
<b>PASSING YDS (NET)</b>	323	293
Passes Att-Comp-Int	40-21-1	40-23-2
<b>TOTAL OFFENSE PLAYS-YARDS</b>	74-578	71-500
Fumble Returns-Yards	0-0	0-0
Punt Returns-Yards	2-12	2-27
Kickoff Returns-Yards	1-17	3-128
Interception Returns-Yards	2-16	1-9
Punts (Number-Avg)	4-49.5	3-46.0
Fumbles-Lost	0-0	0-0
Penalties-Yards	10-85	5-34
Possession Time	32:04	27:56
Third-Down Conversions	5 of 15	4 of 12
Fourth-Down Conversions	2 of 3	0 of 2
Red-Zone Scores-Chances	4-4	3-3
Sacks By: Number-Yards	2-10	2-12

**RUSHING:** Hawai'i-MCDONALD, Cole 9-140; REED, Miles 16-97; CORDEIRO, Chevan 2-16; VICTOR, Lincoln 1-7; KELIILIKI, Hekili 4-5; TEAM 1-minus 2; UAHINUI, Justin 1-minus 8. New Mexico-DAVIS, Ahmari 16-200; CARROLL, Bryson 8-10; MORAN, Kentraill 1-5; COLE, Bobby 1-1; TUIOTI, Tevaka 5-minus 9.

**PASSING:** Hawai'i-MCDONALD, Cole 17-30-1-237; CORDEIRO, Chevan 4-8-0-86; UAHINUI, Justin 0-2-0-0. New Mexico-TUIOTI, Tevaka 23-40-2-293.

**RECEIVING:** Hawai'i-BYRD II, Cedric 6-58; NOA, Kumoku 4-120; SHARSH, Jason-M. 4-39; WARD, JoJo 3-80; VICTOR, Lincoln 1-9; MARDNER, Nick 1-7; REED, Miles 1-5; SMART, Jared 1-5. New Mexico-UMEH, Anselm 6-92; KRESS, Jordan 4-100; LOGAN-GREENE, Eman. 4-34; GRIFFIN IV, Jay 4-19; WILLIAMS, Marcus 1-24; SOMOYE, Anu 1-9; PATTERSON III, Cedric 1-7; VIGILANT, Daevon 1-6; VIEIRA, Thomas 1-2.

**INTERCEPTIONS:** Hawai'i-MATAUTIA, Solomon 1-14; OKEKE, Ikem 1-2. New Mexico-AUSTIN, Erin 1-9.

**FUMBLES:** Hawai'i-None. New Mexico-None.

Hawai'i (5-3,2-2) vs. New Mexico (2-6,0-4)

Date: Oct 26, 2019 • Site: Albuquerque, N.M. • Stadium: Dreamstyle Stadium  
Attendance: 12,617

Kickoff time: 2:07 pm • End of Game: 5:30 pm • Total elapsed time: 3:23  
Officials: Referee: Mike Cuttore; Umpire: Mark Warner; Linesman: Greg Downum;  
Line Judge: Carlos Owens; Back Judge: Michael Aaronian; Field Judge: Scotty Melanson;  
Side Judge: Richard Corona; Center Judge: Ian Malepeal;  
Temperature: 67F • Wind: None • Weather: Sunny



**10** Game 9: 11/2/2019  
Reno, Nev.  
**21** Att: 15,631

RENO, Nev. --- New Mexico's defense was up to the task, but Nevada's only third down conversion of the fourth quarter went for a back-breaking touchdown, and the Wolf Pack moved within a win of bowl eligibility with a 21-10 victory at Mackay Stadium in Reno. With the loss, New Mexico dropped to 2-7, and will not qualify for a bowl game for a third consecutive season.

Felled of late by poor starts, UNM opened the game with its longest drive of the season, going 90 yards in nine plays, with Ahmari Davis going over from four yards out for a 7-0 lead. It stayed 7-0 until midway through the second quarter, when Nevada put together a 15-play, 80-yard drive that saw a fourth down conversion. Toa Tava bulled over from a yard out with 7:50 to go to tie the game at 7-7. After a three-and-out, Nevada got a big third down conversion and then Carson Strong hit Romeo Doubs in stride for a 57-yard touchdown at the 5:08 mark for a 14-7 lead, which carried into halftime.

After that score, UNM's Andrew Shelley was just short on a 53-yard field goal, a kick that probably goes in if not for an inadvertent whistle that blew a play dead at the 36-yard line that would have made the 53-yard attempt a 50-yarder.

Nevada threatened for more, but in the final minute, UNM held on a fourth down play from inside the 10, taking it to halftime.

UNM moved the ball once again on the opening drive of the second half, and Shelley connected this time, hitting from 49 yards out to make it 14-10. UNM had a chance to get closer, but Ahmari Davis on fourth-and-1 was stopped just short of the line to gain.

All the while, UNM's defense was solid, allowing just nine yards in the third quarter and one first down. However, with 5:35 to go in the fourth, Strong hit Elijah Cooks for a 20-yard touchdown, and that was the back-breaker that put the game out of reach. UNM drove to the Nevada 40 in the final minutes, but four straight incompletions sealed the deal.

Score by Quarters	1	2	3	4	Total
New Mexico	7	0	3	0	10
Nevada	0	14	0	7	21

#### Qtr Time Scoring play

1st	06:48	NM - DAVIS, Ahmari 4 yd run (SHELLEY, Andrew kick), 9-90 3:29
2nd	07:50	NEV - TAUJA, Toa 1 yd run (TALTON, Brandon kick), 15-80 8:12
	05:08	NEV - DOUBS, Romeo 57 yd pass from STRONG, Carson (TALTON, Brandon kick), 4-73 1:18
3rd	11:14	NM - SHELLEY, Andrew 49 yd field goal, 8-43 3:46
4th	05:45	NEV - COOKS, Elijah 20 yd pass from STRONG, Carson (TALTON, Brandon kick), 5-46 2:35

	NM	NEV
<b>FIRST DOWNS</b>	17	21
<b>RUSHES-YARDS (NET)</b>	29-109	34-64
<b>PASSING YDS (NET)</b>	237	305
Passes Att-Comp-Int	36-19-0	40-28-0
<b>TOTAL OFFENSE PLAYS-YARDS</b>	65-346	74-369
Fumble Returns-Yards	0-0	0-0
Punt Returns-Yards	3-33	1-24
Kickoff Returns-Yards	0-0	1-27
Interception Returns-Yards	0-0	0-0
Punts (Number-Avg)	6-44.8	7-42.3
Fumbles-Lost	2-0	1-0
Penalties-Yards	7-70	6-30
Possession Time	25:15	34:45
Third-Down Conversions	5 of 15	6 of 16
Fourth-Down Conversions	0 of 2	1 of 2
Red-Zone Scores-Chances	2-3	2-3
Sacks By: Number-Yards	2-24	2-25

RUSHING: New Mexico-DAVIS, Ahmari 15-80; TUIOTI, Tevaka 8-18; CARROLL, Bryson 4-9; VIGILANT, Daevon 1-3; TEAM 1-minus 1. Nevada-LEE, Devonte 9-68; TAUJA, Toa 17-28; TEAM 2-minus 2; CHRISTIAN, D. 1-minus 9; STRONG, Carson 5-minus 21.

PASSING: New Mexico-TUIOTI, Tevaka 19-36-0-237. Nevada-STRONG, Carson 28-40-0-305.

RECEIVING: New Mexico-WILLIAMS, Marcus 6-74; UMEH, Anselem 4-64; LOGAN-GREENE, Eman. 4-54; KRESS, Jordan 4-40; VIGILANT, Daevon 1-5. Nevada-DOUBS, Romeo 11-167; COOKS, Elijah 6-74; TAUJA, Toa 4-11; CHRISTIAN, D. 2-14; LOCKHART, J. 2-13; FOSSUM, Kaleb 1-11; LAPPIN, C. 1-8; STOVALL, M. 1-7.

INTERCEPTIONS: New Mexico-None. Nevada-None.

FUMBLES: New Mexico-LOGAN-GREENE, Eman. 1-0; TUIOTI, Tevaka 1-0. Nevada-STRONG, Carson 1-0.

New Mexico (2-7,0-5) vs. Nevada (5-4,2-3)  
Date: Nov 02, 2019 • Site: Reno, Nevada • Stadium: Mackay Stadium  
Attendance: 15631

Kickoff time: 7:35 pm • End of Game: 10:50 pm • Total elapsed time: 3:15  
Officials: Referee: Eddy Shelton; Umpire: Scott Teifer; Linesman: Brad Edwards;  
Line judge: Quinten Givens; Back judge: Daniel Young; Field judge: Rich Almeroth;  
Side judge: Fulton Carson; Center judge: Stacy Hardin;  
Temperature: 55 • Wind: 4 ESE • Weather: clear



**9** Game 10: 11/16/2019  
Boise, Idaho  
**42** Att: 31,492

BOISE, Idaho --- New Mexico quarterback Tevaka Tuioti fumbled on the opening play of the game and Boise State's Sonatane Lui scooped and scored from 24 yards out, setting up a first quarter for the Broncos that put the game away early, as UNM lost 42-9 in Boise in UNM's first game since the death of defensive lineman Nahje Flowers.

The loss dropped UNM to 2-8 overall and 0-6 in the conference, and it was UNM's seventh straight loss. For Boise State, the No. 19 Broncos improved to 9-1 overall and 6-0 in the conference. BSU travels to Utah State next week while UNM heads home for its final two games against Air Force and Utah State.

The game started on an emotional note as both teams lined up along the respective sidelines, linked arm-and-arm as there was a moment of silence for Flowers, who died a week ago Tuesday. UNM's captains were at midfield and held Flowers' jersey aloft, and each helmet had a round black sticker with Flowers' 93 inside of it on the back left of the helmet. On the back right was a sticker that was an actual picture of Flowers.

UNM then had disaster strike on the first play from scrimmage as Tuioti was hit by Chase Hatada on an option read and lost the ball, where Lui scooped it up and raced untouched from 24 yards out. It was one of two fumble recoveries for him in the half.

Up 7-0, Boise State forced a Lobo punt and Tyson Dyer pinned BSU at the three with a perfect 59-yard punt, but BSU went all 97 yards in eight plays, the last 17 by Octavius Evans on a reverse after an end around.

BSU made it 21-0 with 3:24 left in the first quarter when Khalil Shakir took a flip from Jaylon Henderson on a jet sweep that went as a forward pass for an 18-yard touchdown, and then with seven seconds left in the half, John Hightower caught a 51-yard pass to make it 28-0.

From there, UNM's defense got on track. Alex Hart picked off a pass to end one drive and Jacobi Hearn forced a fumble on another. However, UNM couldn't capitalize, as the Lobos got into Bronco territory three times in the second quarter, but turned it over on downs once, fumbled one and then missed a long field goal.

The Lobos finally got on the board in the second half when Shelley banged home a 40-yard field goal to make it 28-3, but Boise State answered with a sustained 74-yard drive, their first offensive success of any kind since the first quarter. That ended with an 8-yard touchdown by Andrew Van Buren to make it 35-3. BSU pushed it to 42-3 before UNM's Micah Gray, a Clovis native, scored his first career touchdown, accounting for the final score.

Score by Quarters	1	2	3	4	Total
New Mexico	0	0	3	6	9
Boise State	28	0	14	0	42

#### Qtr Time Scoring play

1st	14:51	BSU - LUI, Sonatane 24 yd fumble recovery (SACHSE, Eric kick)
	07:53	BSU - EVANS, Octavius 17 yd run (SACHSE, Eric kick), 8-97 3:42
	03:24	BSU - SHAKIR, Khalil 18 yd pass from HENDERSON, J. (SACHSE, Eric kick), 5-82 2:15
	00:07	BSU - HIGHTOWER, John 51 yd pass from HENDERSON, J. (SACHSE, Eric kick), 2-51 0:16
3rd	09:17	NM - SHELLEY, Andrew 40 yd field goal, 13-55 5:21
	03:03	BSU - VAN BUREN, A. 8 yd pass from HENDERSON, J. (SACHSE, Eric kick), 13-74 6:08
	00:00	BSU - COLLINGHAM, G. 2 yd pass from SHAKIR, Khalil (SACHSE, Eric kick), 2-52 0:40
4th	03:53	NM - GRAY, Micah 1 yd run (SHELLEY, Andrew kick failed), 11-67 5:20

	NM	BSU
<b>FIRST DOWNS</b>	16	23
<b>RUSHES-YARDS (NET)</b>	45-117	37-215
<b>PASSING YDS (NET)</b>	175	294
Passes Att-Comp-Int	22-14-0	29-16-1
<b>TOTAL OFFENSE PLAYS-YARDS</b>	67-292	66-509
Fumble Returns-Yards	0-0	2-33
Punt Returns-Yards	2-1	2-26
Kickoff Returns-Yards	3-60	3-53
Interception Returns-Yards	1-19	0-0
Punts (Number-Avg)	5-46.6	2-44.5
Fumbles-Lost	2-2	1-1
Penalties-Yards	6-60	7-59
Possession Time	31:51	28:09
Third-Down Conversions	8 of 16	7 of 13
Fourth-Down Conversions	0 of 2	1 of 2
Red-Zone Scores-Chances	1-1	4-4
Sacks By: Number-Yards	2-22	4-16

RUSHING: New Mexico-MORAN, Kentraill 10-30; COLE, Bobby 3-21; GRAY, Micah 4-20; TUIOTI, Tevaka 11-19; CARROLL, Bryson 10-11; DAVIS, Ahmari 2-9; VIGILANT, Daevon 4-5; LOGAN-GREENE, Eman. 1-2. Boise State-HOLANI, George 7-73; VAN BUREN, A. 10-33; SMITH, Danny 5-24; MAHONEY, Robert 3-22; BUTLER, Akilian 2-19; EVANS, Octavius 1-17; HIGHTOWER, John 1-17; HENDERSON, J. 7-8; SHAKIR, Khalil 1-2.

PASSING: New Mexico-TUIOTI, Tevaka 14-21-0-175; TEAM 0-1-0-0. Boise State-HENDERSON, J. 15-28-1-292; SHAKIR, Khalil 1-1-0-2.

RECEIVING: New Mexico-LOGAN-GREENE, Eman. 5-60; KRESS, Jordan 4-41; UMEH, Anselem 3-31; WILLIAMS, Marcus 1-35; VIEIRA, Thomas 1-8. Boise State-SHAKIR, Khalil 5-96; HIGHTOWER, John 4-124; COLLINGHAM, G. 2-21; EVANS, Octavius 2-20; BUTLER, Akilian 1-25; VAN BUREN, A. 1-8; THOMAS, CT 1-0.

INTERCEPTIONS: New Mexico-HART, Alex 1-19. Boise State-None.

FUMBLES: New Mexico-TUIOTI, Tevaka 2-2. Boise State-HENDERSON, J. 1-1.

New Mexico (2-8,0-6) vs. Boise State (9-1,6-0)  
Date: Nov 16, 2019 • Site: Boise, Idaho • Stadium: Albertsons Stadium  
Attendance: 31492

Kickoff time: 8:20 pm • End of Game: 11:38 pm • Total elapsed time: 3:18  
Officials: Referee: Stephen Baron; Umpire: Bill Bishop; Linesman: George Shoup;  
Line judge: John Kilmer; Back judge: David Baldwin; Field judge: John Wisniewski;  
Side judge: Richard Ockey; Center judge: Timothy Davis;  
Temperature: 43 F • Wind: NE 3 MPH • Weather: Mostly Clear





**44** Game 11: 11/23/2019  
**22** Albuquerque, N.M.  
 Att: 13,844

**ALBUQUERQUE, N.M.** --- New Mexico, already short-handed, lost a few more players, and Air Force's air attack stunned UNM, as the Falcons threw for 327 yards and four touchdowns on just nine completions as they turned a close one into a runaway, winning 44-22 at Dreamstyle Stadium. The win was Air Force's first in four tries in Albuquerque, and it propelled them to 9-2 and 6-1 in conference play. UNM dropped its eighth in a row, falling to 2-9 overall and 0-7 in the Mountain West.

The game was close through three quarters, and UNM's already thin numbers suffered a catastrophic injury when starting quarter Tevaka Tuioti went down with a hamstring injury, necessitating freshman Trae Hall into the game. Hall, who had played just two series in two years, was stellar, going 5-for-7 for 55 yards and a pair of touchdowns. He hooked up on his first drive with Jordan Kress for a 31-yard touchdown on his first collegiate throw, putting UNM down 21-16 with 5:24 left in the third quarter, but a bizarre play turned the momentum around quickly.

Andrew Shelley's extra point was low, and it careened off of the helmet of lineman David Zavala and away from everyone, where Milton Bugg III of Air Force grabbed it and used a convoy for a defensive two-point conversion, the first ever scored against UNM, making it 23-16.

From there, it was the Air Force passing game that took over. Darrell Hammond III hit Benjamin Waters for a 59-yard touchdown, then in the fourth quarter he hit Geraud Sanders from 27 yards out and then Waters against from 76 yards, and midway through the fourth, it was 44-16.

Hall got UNM back on the board one more time, leading a 10-play, 77-yard drive, capping it off with a 27-yard pass to Aaron Molina to account for the final score.

The game started out perfectly for UNM with Tuioti leading UNM on a time-consuming opening drive, scoring on a 3-yard Bobby Cole run after a 6:18 drive. Air Force however answered with touchdowns on its first two drives, a 1-yard run by Hammond and a 4-yard run by Taven Birdow.

Air Force only had four drives in the first half as UNM's game plan of keep-away was effective. Down 14-7, Air Force looked to have a touchdown on a 14-yard pass, but an illegal block called it back, and two plays later Alex Hart laid a devastating hit on Birdow, knocking the ball loose. UNM recovered at the 5-yard line as Joey Noble fell on it, and UNM drove the length of the field to get a 40-yard field goal from Andrew Shelley to make it 14-10 at the break. UNM probably should have tied it but Tuioti overthrew a wide-open Kress in the back of the end zone just before the field goal.

Overall, UNM only threw for 90 yards through the air but rushed for 268 as eight players logged carries and six had at least 25 yards on the ground.

Score by Quarters	1	2	3	4	Total
Air Force	7	7	16	14	44
New Mexico	7	3	6	6	22

#### Qtr Time Scoring play

1st 08:42 NM - COLE, Bobby 3 yd run (SHELLEY, Andrew kick), 12-65 6:18  
 03:43 AF - HAMMOND III, DJ 1 yd run (KOEHNKE, Jake kick), 10-75 4:59  
 2nd 13:53 AF - BIRDOW, Taven 4 yd run (KOEHNKE, Jake kick), 7-72 3:11  
 00:24 NM - SHELLEY, Andrew 40 yd field goal, 10-72 4:24  
 3rd 11:05 AF - SANDERS, Geraud 46 yd pass from HAMMOND III, DJ (KOEHNKE, Jake kick), 8-75 3:55  
 05:24 NM - KRESS, Jordan 13 yd pass from HALL, Trae (SHELLEY, Andrew kick block), 10-74 5:35  
 05:24 AF - BUGG III, Milton PAT return  
 02:26 AF - WATERS, Benjamin 59 yd pass from HAMMOND III, DJ (KOEHNKE, Jake kick), 5-75 2:58  
 4th 13:08 AF - SANDERS, Geraud 27 yd pass from HAMMOND III, DJ (KOEHNKE, Jake kick), 5-45 2:04  
 07:50 AF - WATERS, Benjamin 76 yd pass from HAMMOND III, DJ (KOEHNKE, Jake kick), 5-92 2:37  
 01:57 NM - MOLINA, Aaron 27 yd pass from HALL, Trae (HALL, Trae pass failed), 10-77 5:46

	AF	NM
<b>FIRST DOWNS</b>	20	19
<b>RUSHES-YARDS (NET)</b>	45-213	43-268
<b>PASSING YDS (NET)</b>	327	90
Passes Att-Comp-Int	10-9-0	18-8-0
<b>TOTAL OFFENSE PLAYS-YARDS</b>	55-540	61-358
Fumble Returns-Yards	0-0	0-0
Punt Returns-Yards	0-0	0-0
Kickoff Returns-Yards	0-0	6-142
Interception Returns-Yards	0-0	0-0
Punts (Number-Avg)	0-0.0	3-48.0
Fumbles-Lost	2-1	2-1
Penalties-Yards	3-30	3-19
Possession Time	27:35	32:25
Third-Down Conversions	8 of 10	7 of 12
Fourth-Down Conversions	1 of 1	0 of 0
Red-Zone Scores-Chances	2-3	3-3
Sacks By: Number-Yards	1-8	0-0

**RUSHING:** Air Force-BIRDOW, Taven 17-110; HAMMOND III, DJ 11-41; REMSBERG, Kadin 7-31; MALLARD, Christian 5-15; JACKSON, Timothy 1-11; SCHMIDT, Mike 1-6; PETERSON, Ben 1-3; TEAM 2-minus 4. New Mexico-TUIOTI, Tevaka 8-79; COLE, Bobby 11-58; MORAN, Kentraill 7-37; HALL, Trae 4-33; GRAY, Micah 5-29; ALEXANDER, Chad 5-25; LOGAN-GREENE, Eman. 1-6; PATTERSON III Cedric 2-1.

**PASSING:** Air Force-HAMMOND III, DJ 9-10-0-327. New Mexico-TUIOTI, Tevaka 3-11-0-35; HALL, Trae 5-7-0-55.

**RECEIVING:** Air Force-SANDERS, Geraud 5-156; WATERS, Benjamin 4-171. New Mexico-KRESS, Jordan 3-24; PATTERSON III Cedric 2-29; MOLINA, Aaron 1-27; LOGAN-GREENE, Eman. 1-5; UMEH, Anselem 1-5.

**INTERCEPTIONS:** Air Force-None. New Mexico-None.

**FUMBLES:** Air Force-BIRDOW, Taven 2-1. New Mexico-LOGAN-GREENE, Eman. 1-1; TUIOTI, Tevaka 1-0.

Air Force (9-2,6-1) vs. New Mexico (2-9,0-7)

Date: Nov 23, 2019 • Site: Albuquerque, N.M. • Stadium: Dreamstyle Stadium  
 Attendance: 13844

Kickoff time: 12:05 pm • End of Game: 3:01 pm • Total elapsed time: 2:56  
 Officials: Referee: Kevin Hassell; Umpire: Apollo Martin; Linesman: Jeff Hutcheon;  
 Line judge: David Young; Back judge: Bobby Lynn; Field judge: Matt Binford;  
 Side judge: Mark Graves; Center judge: Abram Anaya;  
 Temperature: 51F • Wind: None • Weather: Sunny