



# COLORADO STATE

## FOOTBALL

15 CONFERENCE CHAMPIONSHIPS | 17 BOWL GAME APPEARANCES | 45 WEEKS IN THE POLLS SINCE 1994 | 29 ALL-AMERICANS  
257 FIRST-TEAM ALL-CONFERENCE SELECTIONS | 3 COLLEGE FOOTBALL HALL OF FAME SELECTIONS | 1 JIM THORPE AWARD WINNER

**Primary Contact:** Kyle Neaves, Associate Athletic Director for Communications • Kyle.Neaves@colostate.edu • (228) 424-6921 • @KyleNeavesCSU  
**Secondary Contact:** Mike Brohard, Assistant Director for Athletics Communications and Content Development • Mike.Brohard@colostate.edu • (970) 290-0650 • @MBrohard

## GAME 7 at New Mexico

6:00 p.m. MT | Oct. 11, 2019 | Dreamstyle Stadium (39,224)

**ON TV:** CBS SPORTS NETWORK  
**Play-by-Play:** John Sadak  
**Analyst:** Randy Cross

**RADIO:**  
**Play-by-Play:** Brian Roth  
**Analyst:** Mark Driscoll  
**Reporters:** Marty Cesario

**Colorado State Sports Network:** KARS 102.9 FM  
**Internet Radio:** SiriusXM Ch. 972 and TuneIn app

### COLORADO STATE RAMS (1-5, 0-2 MW)

DATE	OPPONENT	TIME (MT)	TV/RESULT
<b>AUGUST/SEPTEMBER</b>			
30	vs. Colorado (Denver)	8 p.m.	L, 31-52
7	Western Illinois	2 p.m.	W, 38-13
14	at Arkansas	2 p.m.	L, 34-55
21	Toledo	8:15	L, 35-41
28	at Utah State*	5:30 p.m.	L, 24-34
<b>OCTOBER</b>			
5	San Diego State*	8 p.m.	L, 10-24
11	at New Mexico	6 p.m.	CBS Sports Network
26	at Fresno State*	TBD	ESPN Networks
<b>NOVEMBER</b>			
2	UNLV*	1:30 p.m.	AT&T SportsNet
16	Air Force*	TBD	ESPN Networks
22	at Wyoming*	7:30 p.m.	ESPN2
29	Boise State*	1:30 p.m.	CBS SN

### NEW MEXICO LOBOS (2-3, 0-1 MW)

DATE	OPPONENT	TIME (MT)	TV/RESULT
<b>AUGUST/SEPTEMBER</b>			
31	Sam Houston State	4 p.m.	W, 39-31
4	at Notre Dame	12:30 p.m.	L, 14-66
21	New Mexico State	2:30 p.m.	W, 55-52
28	at Liberty	4 p.m.	L, 10-17
<b>OCTOBER</b>			
4	at San Jose State*	8 p.m.	L, 21-32
11	Colorado State*	6 p.m.	CBS Sports Network
19	at Wyoming*	1 p.m.	AT&T SportsNet
26	Hawai'i*	2 p.m.	Spectrum
<b>NOVEMBER</b>			
2	at Nevada*	TBA	ESPN Networks
9	Air Force*	12 p.m.	AT&T SportsNet
16	at Boise State*	TBA	ESPN Networks
30	Utah State*	2 p.m.	Stadium



COLORADO STATE VS. NEW MEXICO	41-25
Mike Bobo vs. New Mexico	4-0
Bob Davie vs. CSU	0-7
in Albuquerque	20-14

### NOTING THE RAMS

- Colorado State University is celebrating its 150th anniversary, it's sesquicentennial celebration, this year. As part of that celebration, the team will wear a white helmet which features the current Rams-head logo on the side, a 150th celebration sticker on the back and an EDGE sticker on the front during the 2019 Homecoming game vs. San Diego State.
- The Rams enter year five under head coach Mike Bobo, a former quarterback and offensive coordinator at Georgia. Bobo became the 22nd head coach in program history when he was hired on Dec. 23, 2014.
- Bobo became the first CSU coach to win seven regular season games in his first season as the program's head coach as well as the first to lead CSU to a bowl game in each of his first three seasons.
- The Rams continued a trend of playing talent, regardless of class, under Mike Bobo in the season opener vs. Colorado. Five true freshmen appeared in the game including two as starters, WR Dante Wright and OL Nouredin Nouili. The pair became the 15th and 16th true freshmen to start in a game under Bobo's leadership (since 2015). **More on Page 11**
- After returning from a pair of ACL tears that hampered him in the 2016 season and before spring 2018, quarterback Collin Hill was off to a blazing fast start in 2019. However, Hill suffered a third ACL tear in his left knee when he was hit low at Arkansas.
- In his place, quarterback Patrick O'Brien started his first career game against Toledo. The offense didn't miss a beat as they tallied a school-record 694 yards including 405 passing yards, against Toledo.
- The Rams return two starters on the offensive line, Jeff Taylor and Barry Wesley, accounting for 25 starts in their career heading into the 2019 campaign. Wesley, who came to the program as a walk-on, started all 12 games as a redshirt freshman and played all five positions. **Offensive Line Starts by Position on Page 18**
- True freshman Nouredin Nouili became CSU's first true freshman to start on the offensive line in a season opener in at least the last 30 years. **More on Page 12**

### NOTING THE GAME

- The Rams and Lobos enter Friday's game both in need of a victory. CSU is on a four-game skid while New Mexico has dropped 3 of their last four. Both teams have a victory over an FCS opponent.
- Since defeating New Mexico last season on a walk-off field goal by Wyatt Bryan in Fort Collins on Oct. 13, 2018, the Rams have been winless vs. FBS opponents - a stretch of 10 games and nearly a full calendar year. Similarly, the Lobos are 1-10 in their last 11 vs. FBS opponents (NMSU this season).
- CSU's nine-game winning streak over the Lobos is the program's longest active winning streak over an FBS opponent. The Rams have not lost to New Mexico since falling 29-27 in Albuquerque on Nov. 21, 2009.
- The Lobos are the first of three consecutive MW foes who Mike Bobo has never lost a game to: New Mexico: 4-0, Fresno State 2-0, and UNLV 2-0.
- It will be a Friday night game in Albuquerque - the second Friday night game this season for CSU (vs. Colorado in Denver) out of four on the schedule.

### WHERE TO FIND IT

#### GENERAL

Media Information	2
Weekly Schedule	2
Mike Bobo	8
Bobo Record Book	9
This Week in CSU	10
Rule Changes	12
MW Standings	13
CSU Rosters	15-16
What Returns	16

#### ON THE GAME

Game Center	3
Depth Chart	7
Assistant Coaches	7
Record Breakdown	11

#### NOTEBOOK

Offensive Notes	4
Defensive Notes	5
Special Teams Notes	6
Schedule Notes	6
2019 Notebook	11-14
Start Chart	13
Games Played Chart	14
Game Notables	19
The Last Time	21-22
Game Recaps	24-29

#### STATISTICS

Opening Drives	17
Position/Game Starts	18
Explosive Plays	19
Turnovers/Big Plays	20
Drive Summaries	23
Season Statistics	30

### NUMBERS TO WATCH

# 47.4

At 47.4 yards per punt, CSU's Ryan Stonehouse is the NCAA's active career leader in punting average.

# 4

With 4 true freshmen starters (Wright, Nouili, Kamara, Camper), CSU is starting the most true freshmen of any team in the Mountain West.

# 9

The Rams enter Friday's game on a nine-game winning streak vs. New Mexico including four-straight in Albuquerque.



## Media INFORMATION

**WORKING CREDENTIALS:** To request credentials, contact the Communications office. All requests should be made as early as possible and should be limited to working press only. Working space in the Canvas Stadium press box is limited and a photo work room is available on the ground level for credentialed photographers.

**MEDIA WILL-CALL:** If not received by mail, credentials may be picked up at the Staff/Media Entrance inside Canvas Stadium. Please be mindful that parking passes cannot be picked up at will-call and must be received prior to gameday.

**PHOTOGRAPHERS:** Credentials for photographers will be issued on the basis of circulation, with priority granted to agencies covering the participating schools on a regular basis. Per NCAA rules, images or likeness of current student-athletes may not be sold, distributed or used for commercial purposes.

**SIDELINE ACCESS:** Excluding select portions of the game, media sideline access is reserved for photographers/videographers. Credentialed photographers/videographers who arrive on the sideline without proper equipment will be removed from the sideline. Credentials must be worn at all times on the sideline. When on the sideline, media must remain outside the bench area. This includes during pre-game activities.

**RECRUITS:** Per NCAA rule, media are not permitted to have contact with a prospect or family members of a prospect during their visit (official or unofficial) to campus, including prospects in attendance at practice or games. Contact includes in-person conversations, phone calls, text messages, e-mails, etc. Media are also asked to make every effort to keep distance from prospects on campus, including at practice, during pre-game activities on the sidelines and in the stands.

**GAMEDAY SERVICES:** Members of the media covering CSU will be provided with pregame notes for both teams, a game program and a flipcard. Approximately 30 minutes following the completion of the game, a final statistical book, including complete team and individual stats, running play-by-play and postgame quotes from players and coaches, will be available.

**POSTGAME INTERVIEWS:** For home games, head coach Mike Bobo and select student-athletes will hold a postgame news conference with the media in the press conference room on the field level of Canvas Stadium. Media members covering the press conference can take the press box elevator down to the Field Level (FL) and proceed to the room straight ahead.

**PRACTICES:** CSU football practices are open to media Tuesday and Wednesday for periods 1 through 4. Video is permitted for individual drills only during the open periods, although media may be alerted of other portions that are not available for video. Requests for players and assistants should be made by 11 a.m. on the day of practice.

### COLORADO STATE ATHLETIC COMMUNICATIONS

**Kyle Neaves** Associate A.D./Communications  
Kyle.Neaves@colostate.edu Cell: (228) 424-6921  
Primary Football Contact

**Mike Brohard** Assistant Communications Dir.  
Mike.Brohard@colostate.edu Cell: (970) 290-0650  
Secondary Football Contact

**John Martin** Assistant Communications Dir.  
John.A.Martin@colostate.edu

**Jeff Schmidt** Communications Coordinator  
Jeff.Schmidt@colostate.edu

**Austin Hannon** Communications Coordinator  
Austin.Hannon@colostate.edu

**John Hirn** Historian  
football@coloradoaggies.com

**Mailing Address:**  
CSU Athletic Communications  
Campus Delivery 0120  
Fort Collins, CO 80523

### WEEKLY PRESS CONFERENCE

Coach Mike Bobo will hold his weekly press conference each Monday during a game week at Noon in the press conference room on the field level of Canvas Stadium.

#### Weekly Press Conference Dates:

September 2	October 21
September 9	October 28
September 16	November 11
September 23	November 18
September 30	November 25
October 7	

### COLLEGEPRESSBOX.COM

Now in its 15th season, collegepressbox.com is the official media website of Division I football. Access is provided to approved members of the media as well as a variety of working professionals in the college football industry, including coaches, scouts, analysts and more. In order to be provided with the full range of content, you must register and be approved for access, a process that takes just a few minutes.

## WEEK 7 SCHEDULE

<p><b>6</b> <b>SUNDAY</b></p> <p><u>No availability</u></p>	<p><b>7</b> <b>MONDAY</b></p> <p><b>Press Conference</b> Noon</p> <p>Mike Bobo available</p> <p><b>Practice</b> Closed</p> <p>Offensive Players available after practice (~5:50 p.m.)</p>	<p><b>8</b> <b>TUESDAY</b></p> <p><b>Practice</b> 3:50-5:30 p.m.</p> <p>Mike Bobo and Defensive Players available</p>	<p><b>9</b> <b>WEDNESDAY</b></p> <p><u>No Availability</u></p>	<p><b>10</b> <b>THURSDAY</b></p> <p><u>No Availability</u></p>	<p><b>11</b> <b>FRIDAY</b></p> <p><b>Game #7</b> at New Mexico 6:00 p.m. MT CBS Sports Network</p> <p><b>Post Game</b> Coach Bobo and select players available.</p>	<p><b>12</b> <b>SATURDAY</b></p>
---	---	---	--	--	---	--------------------------------------



## LAST MEETING

Oct. 13, 2018 • Canvas Stadium • Fort Collins, Colo • 36,514



New Mexico	18
Colorado State	20

### Quarter Breakdown

	1	2	3	4	Total
New Mexico	0	3	8	7	18
Colorado State	7	7	3	3	20

### Scoring Summary

#### First Quarter

13:50 CSU Williams 5 pass from Carta-Samuels (Bryan kick)

#### Second Quarter

4:24 CSU Carta-Samuels 1 run (Bryon kick)'

1:12 UNM Shelley 29 FG

#### Third Quarter

7:07 UNM Lilly 23 pass from Jones (Jones rush)

2:35 CSU Bryan 22 FG

#### Fourth Quarter

13:01 UNM Hart-Johnson 5 pas from Jones (Shelley kick)

0:00 CSU Bryan 26 FG

	UNM	CSU
FIRST DOWNS	15	24
RUSHES-YARDS (NET)	35-134	41-112
PASSING YDS (NET)	165	311
Passes Att-Comp-Int	12-20-0	24-42-0
TOTAL OFFENSE PLAYS-YARDS	55-299	83-423
Fumble Returns-Yards	0-0	0-0
Punt Returns-Yards	2-56	1-15
Kickoff Returns-Yards	3-60	1-23
Interception Returns-Yards	0-0	0-0
Punts (Number-Avg)	6-44.5	6-54.8
Fumbles-Lost	2-1	0-0
Penalties-Yards	5-45	10-65
Possession Time	23:23	36:37
Third-Down Conversions	3 of 11	7 of 18
Fourth-Down Conversions	0 of 1	1 of 1
Red-Zone Scores-Chances	2-3	4-5

### New Mexico

Rushing	No	Yds	TD	Lg	Avg
Owens, Tyrone	18	65	0	18	3.6
Jones, Sheriron	9	35	0	13	3.9
Shuler, Zahneer	5	20	0	12	4.0
Harris, Emmanuel	2	15	0	10	7.5
Reed, Patrick	1	-1	0	-1	-1.0

Passing	Cmp	Att	Int	Yds	TD	Lg
Jones, Sheriron	12	20	0	164	2	52

Receiving	No	Yds	TD	Lg
Umeh, Anselem	2	66	0	52
Lilly, Elijah	3	50	1	23
Hart-Johnson, Del.	3	36	1	18
Jones, Jeffrey	1	3	0	3
Griffin IV, Jay	1	-1	0	-1

Tackles	UA-A	Total	Sacks
Tohi, Evahelotu	2-11	13	0.0
Tamaivena, Sitivena	5-6	11	0.0
Sewell Jr., Michael	6-5	11	0.0
Hayes, Marcus	5-3	8	0.0

### Colorado State

Rushing	No	Yds	TD	Lg	Avg
Matthews, Izzy	26	92	0	13	3.5
Kinsey Jr., Marvin	7	19	0	6	2.7
McElroy, Marcus	1	4	0	4	4.0
McBride, Trey	2	3	0	2	1.5
Carta-Samuels, K.J.	4	-2	1	8	-0.5
Team	1	-4	0	-4	-4.0

Passing	Cmp	Att	Int	Yds	TD	Lg
Carta-Samuels, K.J.	24	42	0	311	1	45

Receiving	No	Yds	TD	Lg
Williams, Preston	9	93	1	26
Johnson, Olabisi	5	81	0	45
Jackson, Warren	4	69	0	23
Butler, Cameron	4	42	0	18
Hall, Nikko	1	16	0	16
Matthews, Izzy	1	10	0	10

Tackles	UA-A	Total	Sacks
Thomas, Tre	4-6	10	0.0
Watson, Josh	6-4	10	0.0
Smith, Caleb	4-3	7	1.0
Carter, Cam'ron	2-4	6	0.0

## QUICK FACTS

	CSU	UNM
Location	Fort Collins, Colo.	Albuquerque, N.M
Founded	1870	1889
Enrollment	33,769	22,225
Nickname	Rams	Lobos
Colors	Green and Gold	Cherry and Silver
Home Stadium	Canvas Stadium	Dreamstyle Stadium
Stadium Capacity	41,000	39,224
Conference Affiliation	Mountain West	Mountain West
2019 Record	1-5	3-1
2019 Conference Record	0-2	0-1
2018 Conference Finish	5th, Mountain	6th, Mountain

## TEAM COMPARISON

### 2019 STATS

	CSU	UNM
Scoring Offense	28.7	27.8
Scoring Defense	36.5	39.6
Rushing Yards	154.3	212.2
Rushing Defense	214.8	127.6
Passing Yards	302.3	229.2
Passing Defense	191.7	386.0
Total Offense	456.7	441.4
Total Defense	406.5	513.6
Interceptions Lost/Gained	2/6	10-1
Fumbles Lost/Gained	10/4	3-3
Penalties/Yards	6.7/61.3	7.6/68.8
Time of Possession	30:42	30:30
Third Down Off./Def.	36.0%/33.0%	35.0%/31.0%
Fourth Down Off./Def.	40.0%/67.0%	50.0%/67.0%
Sacks For/Allowed	13/12	9/2
Touchdowns For/Allowed	21/27	17/25
Field Goal Attempts	8-14	7-8
Red Zone Touchdowns Off./Def.	60.0%/60.0%	53.0%/65.0%

## NCAA RANKING COMPARISON

### 2019 RANKINGS

	CSU	UNM
Scoring Offense	T-70	76
Scoring Defense	115	125
Rushing Offense	76	33
Rushing Defense	115	45
Passing Offense	22	78
Passing Defense	32	130
Total Offense	34	45
Total Defense	81	127
First Downs Offense	T-18	T-77
First Downs Defense	T-97	T-101
Penalty Yards	86	T-106
Turnover Margin	127	T-128
Sacks For	75	89
Sacks Against	71	2
Third Down Offense	95	105
Third Down Defense	38	21
Red Zone Offense	58	127
Red Zone Defense	105	80

## SERIES BREAKDOWN

### SERIES

CSU leads 41-25

SCORE	W/L	DATE	HOST
20-18	W	10-23-18	CSU
27-24	W	10-20-17	UNM
49-31	W	11-19-16	CSU
28-21	W	11-21-15	UNM
58-20	W	11-22-14	CSU
66-42	W	11-16-13	UNM
24-20	W	11-24-12	CSU
14-10	W	9-3-11	UNM
38-14	W	10-30-10	CSU
27-29	L	11-21-09	UNM
20-6	W	11-15-08	CSU
23-26	L	11-10-07	UNM
19-20	L	10-28-06	CSU
35-25	W	10-28-05	UNM
17-26	L	10-30-04	CSU
34-37	L	11-7-03	UNM
22-14	W	11-23-02	CSU
24-17	W	11-17-01	UNM
17-14	W	10-7-00	CSU
36-22	W	11-6-99	UNM
41-13	W	12-6-97	LV

# OFFENSIVE NOTES

**QB**



**#12 Patrick O'Brien**  
6-5, 244, r-Jr., San Juan Capistrano, Calif.

- Made his first career start vs. Toledo
- First two appearances in a CSU uniform came in relief in 2018
- Threw a touchdown pass on the first drive he led as a starter
- A transfer from Nebraska, he appeared in four games for the Huskers



**#2 Justice McCoy**  
6-1, 207, r-So., New Orleans, La.

- Made his first career appearance vs. Western Illinois
- Has two rushes for CSU, gaining 3 yards
- Rated the No. 24 dual-threat QB coming out of high school

**RB**



**#5 Marvin Kinsey Jr.**  
6-0, 211, Sr. Atlanta, Ga.


- Has started the past two games, setting career bests each outing
- Established career bests with 23 carries, 246 yards vs. Toledo
- Three consecutive games of at least one scoring play of 74 yards or longer
- Only player in the nation with two runs of 70 yards or longer on the season



**#32 Marcus McElroy**  
5-11, 228, Jr., Denver, Colo.

- Made first 2019 appearance in a start vs. Western Illinois
- Logged a career-best 14 carries and 61 yards vs. Colorado in 2018
- Set career best with 34-yard run vs. Arkansas in 2019

**TE**



**#16 Cam Butler**  
6-1, 247, Jr., Columbia, S.C.

- One of two CSU tight ends on the preseason Mackey Award Watch list (T. McBride)
- Has appeared in all 27 possible games during his CSU career along with 18 starts
- Had two catches for 17 yards, including a 13-yard TD vs. CUr
- Caught a touchdown in his first career game as a true freshman vs. Oregon State



**#85 Trey McBride**  
6-4, 258, So., Fort Morgan, Colo.

- Played in all 12 games as a true freshman, starting five
- His lone TD came on a 48-yard play vs. Florida
- Finished the Florida game with a career-best three catches for 60 yards

**WR**



**#9 Warren Jackson**  
6-6, 218, Jr., Mission Hills, Calif.

- Set career bests with 12 catches for 132 yards vs. Toledo
- He has a trio of two-TD performances, the latest vs. Boise State in 2018
- Scored his first career TD at home vs. Toledo
- First eight of his career TD receptions were on the road or neutral site



**#4 Nate Craig-Myers**  
6-2, 202, Jr., Dade City, Fla.


- A transfer from Auburn, sat out the first three games of the season
- Saw first action against Toledo
- Played in 28 games with Auburn, with 22 catches for 394 yards

**WR**



**#22 Dante Wright**  
5-8, 168, Fr., Navarre, Fla.


- First career catch was a 39-yard TD pass vs. CU
- Has 75-yard scoring receptions in back-to-back games (WIU/Arkansas)
- His 75-yard score vs. WIU came on the first play of the game
- Had his first career 100-yard game (111) vs. WIU



**#23 Brenden Fulton**  
5-9, 190, r-Sr., Greeley, Colo.

- Made appearances in 20 career games
- Joined the team as a walk-on, put on scholarship prior to 2018 season
- Two-time academic All-Mountain West selection

**WR**



**#3 E.J. Scott**  
6-1, 194, r-So., Powder Springs, Ga.

- Has started every game in 2019
- Career-best four catches for 63 yards vs. WIU
- Scored his first career TD vs. WIU
- Career-long reception of 40 yards came vs. WIU



**#80 Nikko Hall**  
6-0, 181, So., Calabasas, Calif.


- Played in eight games as a true freshman in 2018
- Notched a career-best three catches for 33 yards vs. Illinois State
- Opened the 2019 season with two catches vs. CU

**LT**



**#72 T.J. Storment**  
6-7, 325, r-Jr., Statesville, N.C.


- Has started every game at LT
- Transferred to Colorado State from Fullerton College
- Earned first-team all-conference recognition at Fullerton College
- CSU is his third school; went to Old Dominion out of high school (2016-17)



**#76 John Blasco, Jr.**  
6-6, 324, r-So., Tacoma, Wash.

- Made his first career appearance vs. WIU
- Redshirted in 2017
- Ranked as Washington's sixth-best tackle coming out of high school

**LG**



**#73 Nouredin Nouili**  
6-3, 295, Fr., Frankfurt, Germany.

- Became first true freshman lineman to start a game since Blaine Saipaia in 1996
- Came to the United States as an exchange student from Germany
- Played at Norris High School in Nebraska
- Helped Norris reach the Class B state championship game



**#70 Joctavis Phillips**  
6-4, 329, r-So., West Monroe, La.

- Made his first career start at guard vs. WIU
- Made a reserve appearance in the opener vs. CU
- Appeared in 11 games in 2018, mostly on special teams

**C**



**#64 Scott Brooks**  
6-2, 303, Jr., Moorpark, Calif.

- Made his first career start vs. CU
- Played in the final eight games of 2018 as a reserve
- Earned the starting job coming out of spring camp
- Earned Academic All-Mountain West honors



**#60 Florian McCann**  
6-3, 303, r-Fr., Denver, Colo.

- Redshirted in 2018
- Earned all-state honors at Mullen in 2017
- One of four Mullen players on roster

**RG**



**#71 Jeff Taylor**  
6-0, 307, Sr., Jonesboro, Ga.

- The Rams' most experienced lineman with 39 games played and 19 starts
- Started at guard vs. CU, but also played some at center
- Started 11 of 12 games for CSU in 2018
- Started three games as a sophomore in 2017



**#56 Ches Jackson**  
6-4, 294, r-Fr., Tifton, Ga.

- Played in one game in 2018, allowing him to still claim a redshirt season
- Was ranked 14th best player in Georgia out of high school
- Played in International Bowl IX Team vs. Canada

**RT**



**#69 Barry Wesley**  
6-6, 305, r-So., Morrison, Colo.

- Has made 17 consecutive starts for CSU
- Came to CSU as a walk-on; was put on scholarship prior to 2018 season
- Played all five positions along the line for the Rams in 2017
- Started all 12 games in 2018, the first seven at left tackle



**#77 Keith Williams**  
6-7, 310, r-Jr., Baltimore, Md.

- Appeared in two games in 2018 as a backup lineman
- Transferred from Independence Community College (2016-17)
- Three-time all-division selection as a prep

Year	GP/GS	Cmp.	Att.	Pct.	Yds.	TD/INT
2019	5/3	73	123	59.3	974	3/2
<b>Career</b>	<b>9/3</b>	<b>91</b>	<b>153</b>	<b>59.4</b>	<b>1,166</b>	<b>3/2</b>
<b>Car. Highs:</b>	<b>32</b>	<b>52</b>	<b>70.0</b>	<b>405</b>	<b>1/1</b>	

Year	GP/GS	Cmp	Att.	Pct.	Yds	TD/INT
2019	2/0	0	2	0.0	0	0/2/1
<b>Car. Highs:</b>	<b>0</b>	<b>2</b>	<b>0.0</b>	<b>0</b>	<b>0</b>	<b>0/2</b>

Year	GP/GS	Rush	Yds.	Avg.	TD	Long
2019	6/3	96	618	6.4	4	79
<b>Career</b>	<b>40/3</b>	<b>268</b>	<b>1,444</b>	<b>5.4</b>	<b>15</b>	<b>79</b>
<b>Car. Highs:</b>	<b>23</b>	<b>246</b>	<b>12.7</b>	<b>2</b>	<b>79</b>	

Year	GP/GS	Rush	Yds.	Avg.	TD	Long
2019	5/2	30	121	4.0	0	34
<b>Car. Highs:</b>	<b>14</b>	<b>45</b>	<b>7.5</b>	<b>0</b>	<b>34</b>	

Year	GP/GS	Rec	Yds.	Avg.	TD	Long
2019	6/3	7	66	9.4	1	20
<b>Career</b>	<b>31/20</b>	<b>48</b>	<b>549</b>	<b>11.4</b>	<b>4</b>	<b>54</b>
<b>Car. Highs:</b>	<b>5</b>	<b>107</b>	<b>26.8</b>	<b>1</b>	<b>54</b>	

Year	GP/GS	Rec.	Yds.	Avg.	TD	Long
2019	6/5	15	150	10.0	0	29
<b>Car. Highs:</b>	<b>4</b>	<b>60</b>	<b>20.0</b>	<b>1</b>	<b>48</b>	

Year	GP/GS	Rec	Yds.	Avg.	TD	Long
2019	4/4	31	327	10.5	3	29
<b>Career</b>	<b>27/17</b>	<b>78</b>	<b>997</b>	<b>12.8</b>	<b>9</b>	<b>40</b>
<b>Car. Highs:</b>	<b>12</b>	<b>132</b>	<b>17.3</b>	<b>2</b>	<b>40</b>	

Year	GP/GS	Rec.	Yds.	Avg.	TD	Long
2019	3/2	12	253	21.1	1	65
<b>Car. Highs:</b>	<b>5</b>	<b>88</b>	<b>32.3</b>	<b>1</b>	<b>65</b>	

Year	GP/GS	Rec	Yds.	Avg.	TD	Long
2019	6/6	33	490	14.8	3	75
<b>Career</b>	<b>6/6</b>	<b>33</b>	<b>490</b>	<b>14.8</b>	<b>3</b>	<b>75</b>
<b>Car. Highs:</b>	<b>7</b>	<b>111</b>	<b>18.0</b>	<b>1</b>	<b>75</b>	

Year	GP/GS	Rec.	Yds.	Avg.	TD	Long
2019	4/0	0	0	0.0	0	0
<b>Car. Highs:</b>	<b>2</b>	<b>30</b>	<b>17.0</b>	<b>1</b>	<b>20</b>	

Year	GP/GS	Rec	Yds.	Avg.	TD	Long
2019	5/5	10	152	15.2	1	40
<b>Career</b>	<b>16/6</b>	<b>17</b>	<b>202</b>	<b>11.9</b>	<b>1</b>	<b>40</b>
<b>Car. Highs:</b>	<b>4</b>	<b>63</b>	<b>15.6</b>	<b>1</b>	<b>40</b>	

Year	GP/GS	Rec.	Yds.	Avg.	TD	Long
2019	2/0	4	42	10.5	0	19
<b>Car. Highs:</b>	<b>3</b>	<b>33</b>	<b>11.0</b>	<b>1</b>	<b>19</b>	

Year	GP/GS
2019	6/6
<b>Career</b>	<b>6/6</b>

Year	GP/GS
2019	1/0
<b>Career:</b>	<b>1/0</b>

Year	GP/GS
2019	5/5
<b>Career</b>	<b>5/5</b>

Year	GP/GS
2019	4/1
<b>Career:</b>	<b>16/1</b>

Year	GP/GS
2019	6/6
2018	8/0
<b>Career</b>	<b>14/6</b>

Year	GP/GS
2019	0/0
<b>Career:</b>	<b>0/0</b>

Year	GP/GS
2019	6/6
2018	12/11
<b>Career</b>	<b>39/19</b>

Year	GP/GS
2019	2/0
<b>Career:</b>	<b>3/0</b>

Year	GP/GS
2019	6/6
2018	12/12
<b>Career</b>	<b>18/18</b>

Year	GP/GS
2019	5/0
<b>Career:</b>	<b>7/0</b>





# Defensive NOTES

**DE**



**#33 Manny Jones**  
6-3, 269, Jr., Cartersville, Ga.

- Established career-bests with 12 tackles and eight solo stops vs. Utah State
- His 12 tackles vs. USU were the most by a CSU DL since 2012
- His 8 solo stops vs. USU were the most by a CSU DL since 2000
- Grabbed first career interception in win over Arkansas in 2018

**#99 Damion Dickens**  
6-1, 264, Sr., Lexington, Miss.

- Dickens recorded a career-best five assisted tackles vs. Utah State
- Had a season-high five tackles in his lone start at Air Force on Thanksgiving last season
- Matched career-best with five tackles vs. SDSU and recorded his first sack

**DT**



**#98 Ellison Hubbard**  
6-0, 286, Jr., Loganville, Ga.

- Has played in all 30 career games
- Started all 12 games in 2018
- Had a career-best seven tackles vs. Colorado in 2018
- Career-best 2.0 sacks and 2.5 TFL vs. WIU

**#92 Livingston Paogofie**  
6-1, 269, Jr., Arlington, Texas

- Rejoined the starting lineup vs. WIU
- Posted a career-high three tackles three times (last vs. WIU)
- His lone sack came vs. Nevada in 2017

**DT**



**#97 Toby McBride**  
6-2, 277, r-Jr., Fort Morgan, Colo.

- Had a career-best 2.0 sacks in win over WIU
- Played in all 13 games as a true freshman in 2016, starting one
- Led team in 2016 with four sacks
- His career-best six tackles came against Colorado in 2019

**#94 Devin Phillips**  
6-1, 311, So., Monroe, La.

- Started all 10 games he played in as a true freshman
- Had a career-best six tackles vs. New Mexico
- His career sacks came on back-to-back plays vs. New Mexico

**DE**



**#1 Jalen Bates**  
6-4, 254, r-Sr., Kaplan, La.

- Started first game in a CSU uniform, vs. CU
- Graduate transfer from Arizona State
- Posted a career-best 10 tackles vs. Utah State
- Had six tackles for loss and once sack in 2018

**#91 Jan-Phillip Bombek**  
6-2, 253, Sr., Hamburg, Germany

- One of two German-born players on the team
- Career-best 1.5 sacks vs. WIU, which he matched vs. SDSU
- Had a strip sack and recovered the fumble vs. WIU

**LB**



**#24 Tron Folsom**  
6-1, 211, Sr., Alma, Ga. .

- Graduate transfer from Troy, has started every game
- Was second-team All-Sun Belt in 2018 with 80 tackles
- Notched 184 career tackles at Troy
- Posted two sacks in final year at Troy

**#42 Mohamed Kamara**  
6-1, 215, Fr., Newark, N.J

- Made first career start vs. SDSU, finishign with five tackles
- Main action has come on special teams
- Has one quarterback hurry on the season

**LB**



**#12 Cam'Ron Carter**  
6-0, 221, So., Tucker, Ga.

- Made his second career start in the opener vs. CU
- Played in 11 games as a true freshman in 2018
- Matched a career-best seven tackles vs. WIU
- Had five solo tackles vs. WIU

**#43 Troy Golden**  
6-1, 214, r-Fr., Orlando, Fla.

- Blocked punt vs. CSU, the first for the program since 2014
- Appeared in three games in 2018, allowing him to redshirt
- Playing a key role on special teams this season

**LB**



**#5 Dequan Jackson**  
6-1, 228, So., Jacksonville, Fla.

- Established career best 10 assisted tackles and 13 total tackles vs. Toledo
- Started the first game of his career in 2019
- Earned Academic All-Mountain West recognition in 2018
- Played in 10 games as a true freshman in 2018

**#44 Max McDonald**  
6-0, 239, r-Jr., Fort Collins, Colo.

- Returned to the starting lineup vs. CU
- Played in four games last year as a junior, allowing him to claim it as a redshirt season
- Has played in 24 career games, starting eight

**CB**



**#14 Rashad Ajayi**  
5-11, 183, So., Fairburn, Ga.

- In 2018, became first true freshman to start every game at CSU since Rashad Higgins in 2013
- Turned his first interception into a 55-yard pick-six vs. San Jose State, 2018
- Recorded a season-high five tackles vs. Wyoming, 2018
- Named an accountability team leader

**#26 Marshaun Cameron**  
5-8, 181, Sr., Los Angeles, Calif.

- Transfer from Northern Colorado State University
- Sat out 2018 season with an injury
- Led the Bears with 11 passes defended in 2017

**S**



**#7 Jamal Hicks**  
6-0, 203, Sr., Gardena, Calif.

- Matched career-best with 15 stops vs. SDSU with career-high eight solo tackles
- Ranked third on the team in 2018 with 93 tackles
- Had a career-best 15 stops vs. Air Force in 2018
- Intercepted two passes vs. Abilene Christian in 2017

**#8 Quinn Brinnon**  
5-11, 205, So., Pleasanton, Calif.

- Appeared in all 12 games as a true freshman in 2018
- Posted a career-best 10 tackles vs. Air Force
- First collegiate start came vs. Air Force

**S**



**#37 Logan Stewart**  
6-0, 214, r-Jr., Loveland, Colo.

- Made first career start at CSU in opener vs. CU
- Joined the team as a walk-on from Iowa Central Community College
- Set career bests with seven solo stops and 10 total tackles vs. SDSU
- Put on scholarship this summer after a strong spring camp

**#10 Tywan Francis**  
5-10, 194, So., New Orleans, La.

- Played in 11 games as a true freshman in 2018
- Had his first career start vs. Utah State
- Recorded a career-best six tackles vs. the Aggies

**CB**



**#14 Anthony Hawkins**  
5-10, 201, Sr., Arlington, Texas

- Has played in 40 career games, starting 18
- Four of his starts came at wideout as a true freshman
- Posted a career-best seven stops vs. Colorado in 2017
- Intercepted three passes in 2017

**#11 Andre Neal**  
6-0, 196, Sr., Baltimore, Md.

- Intercepted first pass of season for CSU vs. USU, turning it into a 44-yard pick-six
- Made his first start for CSU vs. WIU
- Transferred from College of San Mateo

Year	GP/GS	UT	AT	TT	Sack	TFL
2019	6/6	17	12	29	1.0	1.5
<b>Career</b>	<b>26/13</b>	<b>49</b>	<b>49</b>	<b>98</b>	<b>5.0</b>	<b>15.0</b>
<b>Car. Highs:</b>	<b>8</b>	<b>5</b>	<b>12</b>	<b>2.0</b>	<b>2.0</b>	

Year	GP/GS	UT	AT	TT	Sack	TFL
2019	5/0	3	9	12	1.0	1.0
<b>Car. Highs:</b>	<b>4</b>	<b>5</b>	<b>5</b>	<b>1.0</b>	<b>1.0</b>	

Year	GP/GS	UT	AT	TT	Sack	TFL
2019	6/5	11	7	18	3.5	4.5
<b>Career</b>	<b>30/15</b>	<b>32</b>	<b>42</b>	<b>74</b>	<b>8.0</b>	<b>12.5</b>
<b>Car. Highs:</b>	<b>4</b>	<b>4</b>	<b>7</b>	<b>3.5</b>	<b>3.5</b>	

Year	GP/GS	UT	AT	TT	Sack	TFL
2019	6/2	1	3	4	0.0	0
<b>Car. Highs:</b>	<b>3</b>	<b>3</b>	<b>3</b>	<b>1.0</b>	<b>1.0</b>	

Year	GP/GS	UT	AT	TT	Sack	TFL
2019	2/0	5	5	10	2.0	3.0
<b>Career</b>	<b>19/1</b>	<b>24</b>	<b>23</b>	<b>47</b>	<b>7.0</b>	<b>13.5</b>
<b>Car. Highs:</b>	<b>4</b>	<b>3</b>	<b>6</b>	<b>2.0</b>	<b>3.0</b>	

Year	GP/GS	UT	AT	TT	Sack	TFL
2019	6/6	4	10	14	1.0	1.0
<b>Car. Highs:</b>	<b>3</b>	<b>5</b>	<b>6</b>	<b>1.5</b>	<b>1.5</b>	

Year	GP/GS	UT	AT	TT	Sack	TFL
2019	6/6	10	15	25	0.0	1.5
<b>Career</b>	<b>23/15</b>	<b>27</b>	<b>29</b>	<b>56</b>	<b>1.0</b>	<b>6.5</b>
<b>Car. Highs:</b>	<b>5</b>	<b>6</b>	<b>10</b>	<b>0.5</b>	<b>1.0</b>	

Year	GP/GS	UT	AT	TT	Sack	TFL
2019	6/0	5	11	16	4.0	5.0
<b>Car. Highs:</b>	<b>4</b>	<b>4</b>	<b>6</b>	<b>3.0</b>	<b>1.5</b>	

Year	GP/GS	UT	AT	TT	Sack	TFL
2019	6/5	15	16	31	0	1.0
<b>Career</b>	<b>44/29</b>	<b>121</b>	<b>95</b>	<b>216</b>	<b>3.0</b>	<b>18.5</b>
<b>Car. Highs:</b>	<b>11</b>	<b>9</b>	<b>16</b>	<b>1.0</b>	<b>2.0</b>	

Year	GP/GS	UT	AT	TT	Sack	TFL
2019	2/1	4	2	6	0.0	1.5
<b>Car. Highs:</b>	<b>4</b>	<b>2</b>	<b>6</b>	<b>0.0</b>	<b>1.5</b>	

Year	GP/GS	UT	AT	TT	Sack	TFL
2019	5/3	14	16	30	0.5	4.0
<b>Career</b>	<b>16/4</b>	<b>24</b>	<b>35</b>	<b>58</b>	<b>0.5</b>	<b>6.0</b>
<b>Car. Highs:</b>	<b>5</b>	<b>7</b>	<b>7</b>	<b>0.0</b>	<b>2.0</b>	

Year	GP/GS	UT	AT	TT	Sack	TFL
2019	6/0	3	2	5	0.0	0
<b>Car. Highs:</b>	<b>2</b>	<b>1</b>	<b>3</b>	<b>0.0</b>	<b>0</b>	

Year	GP/GS	UT	AT	TT	Sack	TFL
2019	6/4	17	20	37	0.0	1.0
<b>Career</b>	<b>16/4</b>	<b>22</b>	<b>26</b>	<b>48</b>	<b>0.0</b>	<b>1.5</b>
<b>Car. Highs:</b>	<b>4</b>	<b>10</b>	<b>13</b>	<b>1.0</b>	<b>0.5</b>	

Year	GP/GS	UT	AT	TT	Sack	TFL
2019	6/1	4	8	12	0	1.0
<b>Car. Highs:</b>	<b>4</b>	<b>6</b>	<b>9</b>	<b>1.0</b>	<b>2.0</b>	

Year	GP/GS	UT	AT	TT	TFL	INT/PD
2019	6/6	7	1	8	0	0/3
<b>Career</b>	<b>18/18</b>	<b>28</b>	<b>13</b>	<b>40</b>	<b>2.0</b>	<b>1/9</b>
<b>Car. Highs:</b>	<b>4</b>	<b>3</b>	<b>5</b>	<b>1.0</b>	<b>1/3</b>	

Year	GP/GS	UT	AT	TT	TFL	INT/PD
2019	6/0	7	10	17	0	0/2
<b>Car. Highs:</b>	<b>5</b>	<b>6</b>	<b>10</b>	<b>0.5</b>	<b>1/3</b>	

Year	GP/GS	UT	AT	TT	TFL	INT/PD
2019	6/6	29	25	54	1.5	0/2
<b>Career</b>	<b>33/21</b>	<b>116</b>	<b>90</b>	<b>206</b>	<b>5.5</b>	<b>3/6</b>
<b>Car. Highs:</b>	<b>8</b>	<b>9</b>	<b>15</b>	<b>1.5</b>	<b>2/2</b>	

Year	GP/GS	UT	AT	TT	TFL	INT/PD
2019	5/0	4	3	7	0	0/0
<b>Car. Highs:</b>	<b>6</b>	<b>4</b>	<b>10</b>	<b>1.0</b>	<b>0/0</b>	

Year	GP/GS	UT	AT	TT	TFL	INT/PD
2019	6/6	23	14	37	0.5	0/1
<b>Career</b>	<b>6/6</b>	<b>23</b>	<b>14</b>	<b>37</b>	<b>0.5</b>	<b>0/1</b>
<b>Car. Highs:</b>	<b>7</b>	<b>4</b>	<b>10</b>	<b>0</b>	<b>0/1</b>	

Year	GP/GS	UT	AT	TT	TFL	INT/PBU
2019	6/0	8	6	14	0.0	0/1
<b>Car. Highs:</b>	<b>3</b>	<b>4</b>	<b>4</b>	<b>0.0</b>	<b>0/1</b>	

Year	GP/GS	UT	AT	TT	TFL	INT/PD
2019	6/3	2	1	3	0	0/3
<b>Career</b>	<b>44/20</b>	<b>40</b>	<b>11</b>	<b>51</b>	<b>2.5</b>	<b>3/13</b>
<b>Car. Highs:</b>	<b>7</b>	<b>3</b>	<b>7</b>	<b>1.0</b>	<b>1/2</b>	

Year	GP/GS	UT	AT	TT	TFL	INT/PBU
2019	6/4	7	6	13	1.0	1/2
<b>Car. Highs:</b>	<b>3</b>	<b>4</b>	<b>7</b>	<b>1.0</b>	<b>1/2</b>	

# Special Teams NOTES

**K**



**#83 Braxton Davis**  
5-11, 180, r-Sr., Fort Collins, Colo.  
**OR**

- Has appeared in 44 career games
- Saw action in four games in 2018, allowing him to redshirt
- Made his first career FG against WIU (41 yards)
- His 240 kickoff attempts have resulted in 121 touchbacks

Year	GP/GS	FG	FGA	Lg.	PAT	Pts.
2019	4/-	1	2	41	1-1	4
<b>Career</b>	<b>45/-</b>	<b>1</b>	<b>4</b>	<b>41</b>	<b>4-4</b>	<b>7</b>
<b>Car. Highs:</b>		<b>1</b>	<b>2</b>	<b>--</b>	<b>3-3</b>	<b>4</b>



**#90 Max Poduska**  
6-0, 185, r-Fr., Fort Collins, Colo.  
**OR**

- Made good on his only FG attempt (42) and all three PAT attempts
- Transferred to CSU from Kanas State, where he redshirted in 2018
- A local product, he graduated from Rocky Mountain High School
- Was 8-of-13 on field goals as a prep

Year	GP/GS	FG	FGA	Lg.	PAT	Pts.
2019	2/-	1	3	42	8-8	11
<b>Career</b>	<b>2/-</b>	<b>1</b>	<b>3</b>	<b>42</b>	<b>8-8</b>	<b>6</b>
<b>Car. Highs:</b>		<b>1</b>	<b>1</b>	<b>42</b>	<b>4-4</b>	<b>6</b>

**#95 Cayden Camper**  
6-5, 205, Fr., Pueblo, Colo.

- Saw his first action vs. Arkansas, hitting 2-of-3 attempts, including a 46 yarder
- First CSU kicker in 2019 to make two field goals in one game
- An in-state player, prepped at Pueblo County HS

Year	GP/GS	FG	FGA	Lg.	PAT	Pts.
2019	4/0	6	9	46	11-11	29
<b>Car. Highs:</b>		<b>2</b>	<b>3</b>	<b>46</b>	<b>4-4</b>	<b>10</b>

**P**



**#41 Ryan Stonehouse**  
5-9, 171, Jr., La Verne, Calif.

- Rams' career leader in punting average at 47.4 yards and a second team All-American in 2018
- Has one pass attempt, a completion good for 11 yards, against Utah State in 2018
- Father, Paul, punted for Stanford (1989-92), and uncle, John, punted for USC (1992-94)
- CSU's lone representative on the 2019 preseason all-Mountain West team

Year	GP/GS	Punt	Yds.	Avg.	I-20	LG
2019	6/-	27	1,333	47.6	5	64
<b>Career</b>	<b>31/-</b>	<b>138</b>	<b>6,536</b>	<b>47.4</b>	<b>47</b>	<b>70</b>
<b>Car. Highs</b>		<b>9</b>	<b>439</b>	<b>56.8</b>	<b>--</b>	<b>70</b>

**LS**



**#86 Ross Reiter**  
5-11, 231, So., Phoenix, Ariz.

- Served as Rams' longsnapper as a true freshman
- Posted four special teams tackles
- Earned Academic All-Mountain West honors
- No. 2 rated longsnapper out of high school

Year	GP/GS
2019	6/-
2018	12/-
<b>Career</b>	<b>18/-</b>

**PR**



**#23 Dante Wright**  
5-8, 168, Fr., Navarre, Fla.

- The Rams' primary punt returner this season
- Averaging 143.7 all-purpose yards
- Best return of young career came against WIU
- An offensive starter at receiver

Year	PR/Yds.	Lg.	KR/Yds.	Lg.	TD
2019	11/56	20	-/-	-	0
<b>Career</b>	<b>11/56</b>	<b>20</b>	<b>-/-</b>	<b>-</b>	<b>0</b>
<b>Car. Highs:</b>	<b>4/35</b>	<b>20</b>	<b>-/-</b>	<b>14</b>	<b>0</b>

**#10 Tywan Francis**  
5-10, 194, So., New Orleans, La.

- Played in 11 games as a true freshman in 2018
- Had his first career start vs. Utah State
- Recorded a career-best six tackles vs. the Aggies

Year	PR/Yds.	Lg.	KR/Yds.	Lg.	TD
2019	--	--	--	--	--
<b>Car. Highs:</b>	<b>--</b>	<b>--</b>	<b>--</b>	<b>--</b>	<b>--</b>

**KR**



**#14 Anthony Hawkins**  
5-10, 201, Sr., Arlington, Texas

- Returned to kick returning duties after leading the team in 2018
- Started opener at cornerback
- Only Ram to return a kickoff this season
- Best return of the season came at Arkansas

Year	PR/Yds.	Lg.	KR/Yds.	Lg.	TD
2019	-/-	-	8/190	32	0
<b>Career</b>	<b>-/-</b>	<b>-</b>	<b>29/646</b>	<b>51</b>	<b>0</b>
<b>Car. Highs:</b>	<b>-/-</b>	<b>-</b>	<b>3/89</b>	<b>51</b>	<b>0s</b>

**#5 Marvin Kinsey, Jr.**  
6-0, 211, Sr., Atlanta, Ga.

- Has played in 35 games, all in a reserve role
- Rushed for 127 yards against New Mexico as a freshman (2016)
- Hit the Lobos for a 75-yard scoring run as three backs surpassed 100 yards

Year	PR/Yds.	Lg.	KR/Yds.	Lg.	TD
2019	--	--	-/-	--	--
<b>Car. Highs:</b>	<b>--</b>	<b>--</b>	<b>1/2</b>	<b>2</b>	<b>--</b>

## 2019 SCHEDULE NOTES AND RESULTS

DATE	OPPONENT (RECORD)	LOCATION	BROADCAST	TIME (MT)	RESULT/SERIES	NOTES
Aug. 30	<b>vs. COLORADO (3-2)</b> Buffaloes	Denver, Co. Broncos Stadium at Mile High	ESPN	8 p.m.	L, 31-52 CU 67-22-2	Last Rocky Mountain Showdown played in Denver
Sept. 7	<b>WESTERN ILLINOIS (0-4)</b> Leathernecks	Fort Collins Canvas Stadium	AT&T Sports Net	2 p.m.	W, 38-13 CSU 1-0	CSU opens game with 75-yard TD pass, Hill to Wright
Sept. 14	<b>at ARKANSAS (2-3)</b> Razorbacks	Fayetteville, Ark. Reynolds Stadium	SEC Network	2 p.m.	L, 34-55 Arkansas 4-1	Razorbacks scored 21 unanswered in the fourth quarter
Sept. 21	<b>TOLEDO (4-1)</b> Rockets	Fort Collins Canvas Stadium	ESPN2	8:15 p.m.	L, 35-41 Toledo 2-1	Rams amass 694 yards of total offense in loss
Sept. 28	<b>at UTAH STATE (3-2)</b> Aggies	Logan, Utah Maverik Stadium	CBS Sports Net.	5:30 p.m.	L, 24-34 CSU 39-35-2	Defense forces four turnovers as Rams drop MW opener
Oct. 5	<b>SAN DIEGO STATE (4-1)</b> Aztecs	Fort Collins Canvas Stadium	ESPN2	8 p.m.	L, 24-10 SDSU, 21-14	Defense limits Aztec to 238 yards of total offense
Oct. 11	<b>at NEW MEXICO (2-3)</b> Lobos	Albuquerque, N.M. Dreamstyle Stadium	CBS Sports Net	6 p.m.	Colorado State leads 41-25	CSU playing on a short week for first time in 2019 (six days)
Oct. 26	<b>at FRESNO STATE (2-2)</b> Bulldogs	Fresno, Calif. Bulldog Stadium	ESPN TBD	TBD	Colorado State leads 9-5	Rams face the defending MW champions for 1st time since 2016
Nov. 2	<b>UNLV (1-4)</b> Rebels	Fort Collins Canvas Stadium	AT&T Sports Net	1:30 p.m.	Colorado State leads 15-6-1	CSU currently riding a three-game winning streak over UNLV
Nov. 16	<b>AIR FORCE (3-2)</b> Falcolns	Fort Collins Canvas Stadium	ESPN TBD	TBD	Air Force leads 35-21-1	Rams looking to snap a three-game losing streak vs. AFA
Nov. 22	<b>at WYOMING (4-1)</b> Cowboys	Laramie, Wyo. War Memorial Stadium	ESPN2	7:30 p.m.	Colorado State leads 57-46-5	Latest Border War matchup since 2011 when teams played Dec. 3
Nov. 29	<b>BOISE STATE (5-0)</b> Broncos	Fort Collins Canvas Stadium	CBS Sports Net.	1:30 p.m.	Boise State leads 8-0	Rams looking to get first victory over Boise State on Senior Day



# Depth CHART

## OFFENSE

<b>QB</b>	12	Patrick O'Brien	6-4	240	r-Jr.
	2	Justice McCoy	6-1	207	r-So.
	13	Judd Erickson	6-3	221	r-So.
<b>RB</b>	5	Marvin Kinsey, Jr.	6-0	211	Sr.
	32	Marcus McElroy	5-11	228	Jr.
<b>or</b>	28	Christian Hunter	5-10	198	Fr.
<b>or</b>	27	Jaylen Thomas	5-10	214	Fr.
<b>FB</b>	46	Adam Prentice	6-0	243	r-Jr.
	82	Isiah Pannunzio	6-1	236	r-Jr.
<b>TE</b>	16	Cameron Butler	6-1	247	Jr.
<b>or</b>	85	Trey McBride	6-4	258	So.
	88	Griffin Hammer	6-4	235	r-So.
<b>WR</b>	9	Warren Jackson	6-6	218	Jr.
	4	Nate Craig-Myers	6-2	202	Jr.
	1	Jadon Walker	6-0	190	r-So.
	19	Jaylen Hearst	6-0	194	Fr.
<b>WR</b>	22	Dante Wright	5-8	168	Fr.
	23	Brenden Fulton	5-9	190	r-Sr.
	39	Thomas Pannunzio	5-8	163	So.
<b>WR</b>	3	E.J. Scott	6-1	194	r-So.
	81	Ty McCullouch	5-11	173	Fr.
<b>LT</b>	72	T.J. Storment	6-7	325	r-Jr.
	76	John Blasco, Jr.	6-6	324	r-So.
<b>LG</b>	73	Nouredin Nouili	6-3	295	Fr.
	70	Joctavis Phillips	6-4	329	r-So.
<b>C</b>	64	Scott Brooks	6-2	303	Jr.
	60	Florian McCann	6-3	303	r-Fr.
<b>RG</b>	71	Jeff Taylor	6-0	307	Sr.
	56	Ches Jackson	6-4	294	r-Fr.
<b>RT</b>	69	Barry Wesley	6-6	305	r-So.
	77	Keith Williams	6-7	310	r-Jr.

## DEFENSE

<b>DE</b>	33	Manny Jones	6-3	269	Jr.
	99	Damion Dickens	6-1	264	Sr.
	56	Rushton Roberts	6-4	239	r-Fr.
<b>DT</b>	98	Ellison Hubbard	6-0	286	Jr.
	92	Livingston Paogofie	6-1	269	Jr.
<b>DT</b>	94	Devin Phillips	6-1	311	So.
<b>or</b>	97	Toby McBride	6-2	277	r-Jr.
<b>DE</b>	1	Jalen Bates	6-4	254	r-Sr.
	91	Jan-Phillip Bombek	6-2	253	Sr.
<b>LB</b>	24	Tron Folsom	6-1	211	Sr.
	42	Mohamed Kamara	6-2	236	Fr.
<b>LB</b>	12	Cam'Ron Carter	6-0	221	So.
	43	Troy Golden	6-1	214	r-Fr.
<b>LB</b>	5	Dequan Jackson	6-1	228	So.
	44	Max McDonald	6-0	239	r-Jr.
<b>CB</b>	4	Rashad Ajayi	5-11	183	So.
	26	Marshaun Cameron	5-8	181	Sr.
	25	Keevan Bailey	5-11	172	Fr.
<b>or</b>	2	Dajon Owens	6-0	185	Jr.
<b>S</b>	7	Jamal Hicks	6-0	203	Sr.
	8	Quinn Brinnon	5-11	205	So.
	17	Christian Cumber	5-11	191	r-So.
<b>S</b>	37	Logan Stewart	6-0	214	r-Jr.
	10	Tywan Francis	5-10	194	So.
	6	Malcolm Magee	6-0	193	r-Fr.
<b>or</b>	3	Caleb Blake	5-10	187	Fr.
<b>CB</b>	14	Anthony Hawkins	5-10	201	Sr.
	11	Andre Neal	6-0	196	Sr.
	38	Adonis Rufraan	5-8	173	r-So.
<b>or</b>	18	Brandon Crossley	5-10	173	Fr.

## SPECIAL TEAMS

<b>K</b>	83	Braxton Davis	5-11	180	r-Sr.
<b>or</b>	95	Cayden Camper	6-5	205	Fr.
<b>or</b>	90	Max Poduska	6-0	185	r-Fr.
<b>P</b>	41	Ryan Stonehouse	5-9	171	Jr.
	67	Joe DeLine	5-11	202	r-Jr.
<b>H</b>	35	Joe DeLine	5-11	202	r-Jr.
<b>LS</b>	86	Ross Reiter	5-11	231	So.
	97	Huck Vollmar	6-2	209	r-Fr.
<b>PR</b>	22	Dante Wright	5-8	168	Fr.
	23	Brenden Fulton	5-9	190	r-Sr.
	10	Tywan Francis	5-10	194	So.
<b>KR</b>	14	Anthony Hawkins	5-10	201	Sr.
<b>or</b>	5	Marvin Kinsey, Jr.	6-0	211	Sr.
<b>or</b>	25	Keevan Bailey	5-11	172	Fr.

## PRONUNCIATION GUIDE

<b>1</b>	<b>JADON</b> Walker	JAY-den
<b>2</b>	<b>DAJON</b> Owens	DAY-zhon
<b>4</b>	Rashad <b>AJAYI</b>	uh-Jye
<b>5</b>	<b>DEQUAN</b> Jackson	duh-KWON
<b>10</b>	<b>TYWAN</b> Francis	TY-WON
<b>20</b>	<b>A'Jon</b> Vivens	AY-jon
<b>32</b>	Marcus <b>MCELROY</b>	mick-ELL-roy
<b>38</b>	Adonis <b>RUFRAAN</b>	ROOF-run
<b>40</b>	<b>CORTE TAPIA</b>	KORT TAP-ee-uh
<b>47</b>	David <b>AGGREY</b>	AH-grey
<b>55</b>	<b>TAVIAN</b> Brown	Tay-ve-an
<b>56</b>	<b>CHES</b> Jackson	Chess
<b>63</b>	Alex <b>AZUSENIS</b>	Ah-ZEUS-enis
<b>65</b>	<b>LUIS LEBRON</b>	LOO-ee luh-BRON
<b>73</b>	<b>NOUREDIN NOUILI</b>	NURR-uh-din new-WHEEL-ee
<b>86</b>	Ross <b>REITER</b>	right-ER
<b>90</b>	Maxwell <b>PODUSKA</b>	Puh-DOO-skuh
<b>91</b>	<b>JAN-PHILLIP BOMBKE</b>	YON-FIL-ip BOMB-beck
<b>92</b>	Livingston <b>PAOGOFIE</b>	puh-GO-fee
<b>96</b>	<b>CIAN QUIROGA</b>	SIGH-ann CURE-row-guh

## Assistant COACHES

### ON GAMEDAY

Ronnie Letson - Asst. Head Coach/Quarterbacks	Press Box
Dave Johnson - Offensive Coordinator/OL	Sideline
John Jancek - Defensive Coordinator	Sideline
Chase Gibson - Co-STC/Linebackers	Sideline
Nick Jones - Co-STC/Tight Ends	Sideline
Bryan Applewhite - Running Backs	Press Box
Joe Cox - Wide Receivers	Sideline
Keith Gilmore - Defensive Line	Sideline
George Helow - Safeties	Sideline
Anthony Perkins - Cornerbacks	Press Box



**RONNIE LETSON**  
PRESS BOX



**DAVE JOHNSON**  
SIDELINE



**NICK JONES**  
PRESS BOX



**BRYAN APPLEWHITE**  
SIDELINE



**JOE COX**  
SIDELINE



**JOHN JANCEK**  
SIDELINE



**CHASE GIBSON**  
SIDELINE



**KEITH GILMORE**  
SIDELINE



**GEORGE HELOW**  
SIDELINE



**ANTHONY PERKINS**  
PRESS BOX



# Head Coach MIKE BOBO

1-5 // FIFTH YEAR

25-32 Overall/Fifth Year

Mike Bobo is in his fifth season as head coach at Colorado State in 2019, having been appointed by CSU President Dr. Tony Frank on Dec. 23, 2014, as the 22nd head coach in program history. In his four seasons at the helm Bobo has guided the Rams to three bowl appearances and led some of the most prolific offenses in Colorado State history. His teams have re-written the school's record books and produced a number of NFL talents, including 2018 Dallas Cowboys third-round draft choice Michael Gallup.

The former Georgia Bulldog came to Fort Collins from his alma mater, where he had been a record-breaking starting quarterback and spent 16 seasons coaching, including the last eight (2007-14) as offensive coordinator.

Bobo is the only head coach in Colorado State history to lead his teams to bowl games in each of his first three seasons, and joins Sonny Lubick as the only two to coach the Rams in multiple bowl games in their careers. The Rams' offense has been explosive throughout Bobo's time as head coach, with his teams ranking in the Top 10 in school history for yards-per-game in each season, including the school record of 492.5 in 2017.

Bobo's Rams have posted three of the top seven scoring seasons in CSU history and four of the top six figures for passing touchdowns in a season. In 2018 the Rams' 26 touchdowns passes—from two different quarterbacks—ranked fourth in the record books, and CSU ranked 13th among all FBS programs in passing offense (304.9). Despite scoring offense being down and the running game dropping off after the departures of seniors on the offensive line and at running back, Bobo's Rams still managed the 10th-best offensive season in CSU history in 2018, averaging 410.5 yards per game.

Wide receiver Preston Williams and punter Ryan Stonehouse earned second-team All-America honors from Sporting News in 2018.

The 2017 Rams finished the season with a 7-6 record and ranked 11th in all of FBS in total offense (492.5). CSU also ranked second in third-down conversions (50.3%) and eighth in first downs (25.1), also both school records.

Five Rams earned All-Mountain West honors in 2017, including first-team selections Jake Bennett (C), Michael Gallup (WR), Zack Golditch (T) and Nick Stevens (QB), and second-team selection Dalyn Dawkins (RB). Gallup was a consensus All-American (just the

fourth in CSU history) and was a finalist for the Biletnikoff Award.

In 2016, Bobo became the first head coach in CSU history to lead the Rams to a bowl game in each of his first two seasons.

In 2015 Bobo became the only head coach in program history to win seven regular season games in his first season at the helm. Bobo's Rams won four games in a row, and five out of six, to close the 2015 regular season, securing CSU's third consecutive bowl invitation en route to a 7-6 record. CSU's four wins in the season's final month marked the first undefeated November by a Rams team since 1948, and included three road wins—at Wyoming in his first "Border War," at New Mexico and at Fresno State.

Five Rams earned All-MW in 2015, including Hunt, who was one of three finalists for the Ray Guy Award. CSU ranked fourth in the FBS in net punting average (42.0) and 17th in kickoff return average (25.1). Bobo's Rams were one of only two FBS schools to have three running backs each record at least one game with 140 or more rushing yards (Dawkins, Izzy Matthews and Jasen Oden, Jr.) and quarterback Stevens set passing records for a CSU sophomore with 2,679 yards through the air and 21 touchdowns (fifth-most in school history).

Bobo's 14-year stint at Georgia, where he had starred at quarterback in the late 1990s, began in January 2001 when head coach Mark Richt hired him as quarterbacks coach, for his second stint with the school. He was promoted by Richt to offensive coordinator in 2007. During his time at UGA, Bobo helped lead the Bulldogs to 135 victories, including two Southeastern Conference championships, five SEC Eastern Division titles and eight bowl victories. The 2012 Broyles Award finalist held the offensive coordinator spot for 92 games with the Bulldogs, scoring 30-plus points 57 times, 40-plus points 29 times and more than 50 points 13 times.

In 2014 Bobo led a Bulldogs offense that averaged 41.3 points per game, which ranked eighth nationally, and racked up 457.8 yards of total offense per game. Against teams ranked in the Top 25, UGA compiled a 3-2 record while scoring 34.4 points per game. The 537 points scored in 2014 established a Georgia single-season record. The previous single-season record was set in 2012 while Bobo was offensive coordinator.

Bobo guided several talented

quarterbacks at Georgia, including Aaron Murray, who played from 2010-13. Murray, who was chosen in the fifth round of the 2014 NFL Draft by the Kansas City Chiefs, set more than 25 UGA records and four SEC marks. He became the first player in SEC history to have at least 3,000 passing yards in four consecutive seasons. The NFL's No. 1 draft choice in 2009, Matthew Stafford, also blossomed under Bobo's tutelage. The Detroit Lions' starting quarterback was second-team All-SEC and earned All-America recognition in 2008 for Georgia and was MVP of the 2009 Capital One Bowl.

In Bobo's time at Georgia he also mentored quarterback David Greene (2001-04), who was the winningest quarterback in NCAA Division I history at the time (42), wide receiver A.J. Green, running back Todd Gurley and many others. In all, Bobo helped mold four first-round NFL draft choices at Georgia: Stafford (No. 1 in 2009), running back Knowshon Moreno (No. 12 in 2009), Green (No. 4 in 2011) and Gurley (No. 10 in 2015).

Prior to joining Richt's staff at Georgia, Bobo served one year as an assistant coach at Jacksonville State, after working as an administrative assistant and graduate assistant from 1998-99 at UGA.

Bobo was a quarterback for the Bulldogs from 1994-97, earning four letters, and led the team in passing in 1996 and '97. Among all UGA quarterbacks, Bobo ranks first in single-season completion percentage (65% in '97), single-season passing efficiency rating (155.8 in '97), second in career touchdown passes (38) and third in career pass completions (445), season passing yards (2,751 in '97), career passing yards (6,334) and single-season touchdown passes (19). In his career Bobo threw for 6,334 yards, which is third-most all-time by a Georgia quarterback.

Bobo, a native of Thomasville, Ga., was inducted into the Thomasville-Thomas County Sports Hall of Fame on Nov. 10, 2016. He joined his father, George, a long-time successful high school coach in Georgia, who was inducted in 2013.

Bobo and his wife, Lainie, have five children, a son Drew (14); triplets Olivia, Jake and Ava Grace (12); and Kate (11).

Complete biography available on CSURams.com



## The Bobo FILE

**Born:** April 9, 1974  
**Hometown:** Thomasville, Ga.  
**College:** Georgia, '98  
**Wife:** Lainie  
**Children:** Drew, Olivia, Jake, Ava Grace, Kate  
 |-----Triplets-----|

## Coaching CAREER

**1998:** Georgia Administration  
**1999:** Georgia Graduate Assistant  
**2000:** Jacksonville St. Quarterbacks  
**2001-06:** Georgia Quarterbacks  
**2007-14:** Georgia Offensive Coord./QBs  
**2015-Pres.:** Colorado State Head Coach

## Bowl EXPERIENCE

**1995:** Peach Georgia, Player  
**1997:** Outback Georgia, Player  
**1998:** Peach Georgia, Staff  
**1999:** Outback Georgia, Coach  
**2001:** Music City Georgia, Coach  
**2002:** Sugar Georgia, Coach  
**2003:** Capital One Georgia, Coach  
**2004:** Outback Georgia, Coach  
**2005:** Sugar Georgia, Coach  
**2006:** Chick-Fil-A Georgia, Coach  
**2007:** Sugar Georgia, Coach  
**2008:** Capital One Georgia, Coach  
**2009:** Independence Georgia, Coach  
**2010:** Liberty Georgia, Coach  
**2011:** Outback Georgia, Coach  
**2012:** Capital One Georgia, Coach  
**2013:** Gator Georgia, Coach  
**2014:** Belk Georgia, Coach  
**2015:** Arizona Colorado State, Head Coach  
**2016:** Idaho Potato Colorado State, Head Coach  
**2017:** New Mexico Colorado State, Head Coach





# Bobo RECORD BOOK

## PASSING

Passing Yards	Opp.	Date.	Yards
1. K.J. Carta Samuels	Hawaii	8/25/18	537
2. Nick Stevens	vs. Idaho	12/22/17	445
<b>3. Patrick O'Brien</b>	<b>Toledo</b>	<b>9/21/19</b>	<b>405</b>
4. K.J. Carta Samuels	Arkansas	9/8/18	389
5. Nick Stevens	Nevada	10/14/17	384

Touchdown Passes	Opp.	Date.	TDs
1. K.J. Carta Samuels	Hawaii	8/25/18	5
Nick Stevens	Savannah State	9/5/15	5
Nick Stevens	vs. Idaho	12/22/17	5
<b>4. Six others with.....</b>	<b>.....</b>	<b>.....</b>	<b>4</b>

Pass Attempts	Opp.	Date.	Atts.
1. Collin Hill	Wyoming	10/26/18	54
<b>2. Patrick O'Brien</b>	<b>Toledo</b>	<b>9/21/19</b>	<b>52</b>
Nick Stevens	vs. Marshall	12/16/17	52
4. K.J. Carta Samuels	Hawaii	8/25/18	50
<b>5. Collin Hill</b>	<b>vs. Colorado</b>	<b>8/31/19</b>	<b>47</b>
K.J. Carta Samuels	Arkansas	9/8/18	47
Nick Stevens	vs. Colorado	9/1/17	47

Pass Completions	Opp.	Date.	Cmps.
1. K.J. Carta Samuels	Hawaii	8/25/18	34
Collin Hill	Wyoming	10/26/18	34
<b>3. Patrick O'Brien</b>	<b>Toledo</b>	<b>9/21/19</b>	<b>32</b>
K.J. Carta Samuels	Arkansas	9/8/18	32
<b>5. Collin Hill</b>	<b>vs. Colorado</b>	<b>8/31/19</b>	<b>31</b>

## RUSHING

Rushing Yards	Opp.	Date.	Yards
<b>1. Marvin Kinsey, Jr.</b>	<b>Toledo</b>	<b>9/21/19</b>	<b>246</b>
2. Dalyn Dawkins	Nevada	10/14/17	191
<b>3. Marvin Kinsey, Jr.</b>	<b>at Arkansas</b>	<b>9/14/19</b>	<b>180</b>
4. Dalyn Dawkins	Boise State	11/11/17	161
5. Dalyn Dawkins	at Wyoming	11/4/17	154

Rushing Touchdowns	Opp.	Date.	TDs
1. 17 players tied with.....	.....	.....	2
<b>Last time...Marvin Kinsey Jr.</b>	<b>Toledo</b>	<b>9/21/19</b>	

Rush Attempts	Opp.	Date.	Atts.
1. Dalyn Dawkins	Boise State	11/11/17	32
2. Jasen Oden	at UTSA	9/26/15	30
3. Dalyn Dawkins	at Wyoming	11/4/17	29
4. Izzy Matthews	New Mexico	10/13/18	26
5. Dalyn Dawkins	at Wyoming	11/7/15	25
Jasen Oden	vs. Colorado	9/19/15	25

## RECEIVING

Receiving Yards	Opp.	Date.	Yards
1. Olabisi Johnson	vs. Idaho	12/22/16	265
2. Michael Gallup	Nevada	10/14/17	263
3. Preston Williams	at Air Force	11/22/18	248
4. Michael Gallup	at Air Force	11/12/16	213
5. Michael Gallup	at Hawaii	9/30/17	212

Receiving Touchdowns	Opp.	Date.	TDs
1. Preston Williams	at Air Force	11/22/18	3
Michael Gallup	Nevada	10/14/17	3
Michael Gallup	vs. Idaho	12/22/16	3
Michael Gallup	at San Diego State	11/26/16	3
Rashard Higgins	UNLV	11/14/15	3

Receptions	Opp.	Date.	Recs.
1. Michael Gallup	Nevada	10/14/17	13
Michael Gallup	at Air Force	11/12/16	13
<b>3. Warren Jackson</b>	<b>Toledo</b>	<b>9/21/19</b>	<b>12</b>
Preston Williams	at Air Force	11/22/18	12
Preston Williams	Arkansas	9/8/18	12

## TEAM

Total Yards	Yards
<b>1. Toledo (9/21/19)</b>	<b>694</b>
2. Hawaii (8/25/18)	653
3. Abilene Christian (9/9/17)	615
4. at Hawaii (9/30/17)	610
5. Nevada (10/14/17)	608

Total Plays	Plays
1. Boise State (11/11/17)	95
<b>2. Toledo (9/21/19)</b>	<b>90</b>
3. vs. Colorado (9/19/15)	88
4. vs. Nevada (12/29/15)	84
5. at Utah State (10/17/17)	83
New Mexico (10/13/18)	83
vs. Marshall (12/16/17)	83

Total Points	Points
1. Savannah State (9/5/15)	65
2. at San Diego State (11/26/16)	63
3. Oregon State (8/26/17)	58
4. Boise State (11/11/17)	52
5. at Hawaii (9/30/17)	51

Total First Downs	First Downs
<b>1. Toledo (9/21/19)</b>	<b>36</b>
2. Savannah State (9/5/15)	33
Boise State (11/11/17)	33
4. Oregon State (8/26/17)	31
5. vs. Nevada (12/29/15)	30
Abilene Christian (9/9/17)	30

Highest Yards Per Play	YPP
1. New Mexico (11/19/16)	11.1
2. at Hawaii (9/30/17)	10.3
3. vs. Idaho (12/22/16)	9.1
4. at Air Force (11/12/16)	8.7
Savannah State (9/5/15)	8.7
Hawaii (8/25/18)	8.7

## YEAR-BY-YEAR RECORD

Year	---League Games---				---Overall---		
	W-L	PF	PA	Finish	W-L	PF	PA
<b>2015</b>	5-3	220	232	t3	7-6	385	354
<b>2016</b>	5-3	308	224	5	7-6	459	395
<b>2017</b>	5-3	284	235	5	7-6	431	361
<b>2018</b>	2-6	198	286	t9	3-9	274	441
<b>2019</b>	0-2	34	58	-	1-5	172	219

# This Week in COLORADO STATE FOOTBALL HISTORY

## 25 Years Ago! The Greatest Upset of All-Time! Rams Beat #6 Arizona in Tucson

by John Hirn, Volunteer CSU Historian

**October 8, 1994** – Sports Illustrated ranked the Arizona Wildcats as the #1 team in the nation in their 1994 pre-season poll. The “Desert Swarm” defense was ranked as the nation’s top defense going into their game against Sonny Lubick’s #23 ranked team in Tucson that night while Arizona’s AP ranking stood as the #6 team in the country. Few people anywhere thought this undefeated Colorado State Rams team could beat such a highly ranked Pac-10 team at home, but the stage was set for the greatest upset in school history.

The Rams came into the game with a 5-0 record riding an eight-game win streak dating back to 1993. Senior quarterback Anthony Hill had already persevered in close games with BYU, San Diego State and New Mexico, so with the 1994 season in full swing, the Rams offense and defense had hit their stride. Arizona had a potent running back in Ontiwaun Carter, but their defense truly stood in the limelight.

The Rams struck first as Hill took control of his offense and drove the Rams on rushes by Leonice Brown and a leaping catch by Matt Phillips. The CSU offense stunned the “Desert Swarm” defense on a 43-yard pass from Hill to Paul Turner who took the Rams to the Arizona 10-yard-line. One play later Hill rolled out to the right and found Justin Shull in the end zone for the Rams’ first touchdown of the night and 7:19 remaining in the first quarter.

Prime Sports Network announcer Drew Goodman described it best when he said, “Justin Shull has just made a library out of Arizona Stadium.” The highly praised Wildcats defense had given up what looked like an easy drive for the CSU offense and the fans were silent.

While the CSU offense did their job, the highly motivated Rams defense took care of business holding Arizona and penetrating the Wildcats line continually. Both Garret Sand and Sean Moran continually broke into the Arizona backfield sacking Arizona’s quarterback Dan White or hitting Carter quickly on numerous plays. A 4th and inches stop at the 50 by the CSU defense just pumped them up even further as the Rams continued to dominate both sides of the ball.

The CSU defense took over after the stop and although a nice catch from Eric Olsen drove the Rams to within field goal range, David Napier’s attempt missed wide to the left. That allowed Arizona a little momentum, but the Rams defense held Arizona to a 45-Yard Steve McLaughlin field goal to make it 7-3 in CSU’s favor.

While the CSU offense continue to move the ball, it was not enough to get within scoring range. Arizona’s offense began to click with Carter carrying or catching most of the plays from White. Even after an Adrian Ross sack that stalled Arizona’s drive, McLaughlin kicked a 35-yarder to bring the score to 7-6 with 2:13 left in the first half.

Arizona got the ball in the second half and could not drive with the Rams defense swarming all over Carter and White. After a 10-yard run by E.J. Watson and a 15-yard dash by Leonice Brown, Anthony Hill once again rolled right and threw a 45-yard touchdown pass to Justin Shull to open the Rams’ portion of the second half. Now leading 14-6 and riding high on the euphoria of both an offense and defense that was hammering the #6 team in the nation on their own turf, it seemed nothing could stop the Rams.

However, Arizona was not ranked #6 for nothing and they answered the Rams touchdown with an impressive drive of their own thanks to rushes by Carter and swing passes to Carter as well. As Arizona drove to the CSU 11 yard line and seemed in control on offense, it set up one of the greatest plays in CSU football history.

With White under center, Garret Sand busted through the line faster than a jackrabbit and hit the Wildcats quarterback as he prepared to pitch to Carter. The ball came loose and Rams #44 Sean Moran picked up the ball at the CSU 23-yard line and ran it, untouched, the length of the field to the end zone for a very memorable 77-yard touchdown. With CSU now commanding a 21-6 lead, they just needed to hang on to finish the amazing upset as the 4th quarter began

The Wildcats mounted a comeback as McLaughlin hit one more field goal early in the fourth quarter. Carter and White continued to run and pass all over the field as the Rams defense showed some signs of wearing down. With 7:02 remaining in the game, White threw a touchdown pass to take the score to 21-16 and plenty of time for #6 Arizona to win the game.

The Rams and Wildcats stuttered on offense and with 2:38 to play, the Wildcats had the ball and were at the CSU 45-yard-line and down to their last play. On 4th and 10 from the CSU 45, White threw a pass that was deflected by Rams safety Ray Jackson and caught by the immortal Greg Myers. CSU held on and the final score stood 21-16.

The Rams had never beaten a top-10 team on their own turf in their 102-year history to that date. Beating Arizona launched the 1994 Rams 10 spots in the AP poll to #13 nationally and gave them their 9th win in a row and 6th win on the season. There has never been an upset this great, and of this magnitude since that night in Tucson.





## RECORD BREAKDOWN

	In 2019	Under Bobo
Record	1-5	25-32
Mountain West	0-2	17-17
Non-Conference	1-3	8-15
Home	1-2	15-12
Away	0-2	10-12
Neutral	0-1	0-8
Artificial Turf	1-3	24-24
Natural Grass	0-2	1-8
Day Games	1-1	14-10
Night Games	0-4	11-22
In August	0-1	1-3
In September	1-4	8-12
In October	0-0	8-8
In November	0-0	8-6
In December	0-0	0-3
When Scoring First	1-3	21-11
When Opponent Scores First	0-2	4-21
When Leading after 1st Quarter	1-0	17-9
When Trailing after 1st Quarter	0-1	6-14
When Tied after 1st Quarter	0-4	2-9
When Leading at Half	1-0	21-4
When Trailing at Half	0-5	4-28
When Tied at Half	0-0	0-0
When Leading after 3rd Quarter	1-0	20-2
When Trailing after 3rd Quarter	0-4	4-28
When Tied after 3rd Quarter	0-1	1-2
In Overtime Games	0-0	0-3
vs. Top 25	0-0	0-3
Scoring < 20 points	0-1	0-13
Scoring 20+ points	1-4	25-19
Scoring 30+ points	1-3	19-7
Scoring 40+ points	0-0	11-3
Opponent scoring < 20 points	1-0	9-2
Opponent scoring 20+ points	0-5	16-30
Opponent scoring 30+ points	0-4	7-23
Opponent scoring 40+ points	0-3	1-16
Rushing for < 100 yards	0-2	1-8
Rushing for 100+ yards	1-3	24-24
Rushing for 200+ yards	0-2	18-6
Rushing for 300+ yards	0-0	3-0
Passing for < 100 yards	0-0	1-1
Passing for 100+ yards	1-5	24-31
Passing for 200+ yards	1-5	20-25
Passing for 300+ yards	1-2	10-14
Passing for 400+ yards	0-1	0-3
Opponent rushes for < 100 yards	1-1	6-1
Opponent rushes for 100+ yards	0-4	19-31
Opponent passes for 200+ yards	0-3	8-18
Opponent passes for 300+ yards	0-0	4-8
Total Offense < 300 Yards	0-2	0-6
Total Offense 300+ Yards	1-3	25-26
Opponent has < 300 yards total off.	1-1	11-3
Opponent has 300+ yards total off.	0-4	14-29
Having a 100-yard rusher	0-2	14-10
Opp. has a 100-yard rusher	0-3	7-21
3rd Down % <25	0-0	1-1
3rd Down % 25-49	0-5	11-22
3rd Down % 50+	1-0	13-9
Opponent 3rd Down % <25	0-2	4-5
Opponent 3rd Down % 25-49	1-2	16-16
Opponent 3rd Down % 50+	0-1	5-11
Commit No Turnovers	0-0	11-3
Win Turnover Battle	0-1	14-5
Equal Turnovers as Opponent	0-0	6-4
Lose Turnover Battle	1-4	5-23
Lead Time of Possession	1-4	14-15
Trail Time of Possession	0-1	11-17
Commit <6 Penalties	0-2	7-13
Commit 6+ Penalties	1-3	18-19
More Plays than Opponent	1-3	16-20
Same Number of Plays as Opponent	0-0	0-1
Fewer Plays than Opponent	0-2	9-10

## THE EDGE PROGRAM

**EDGE** is the program head coach Mike Bobo wants to serve as the foundation for the Colorado State football team.

It stands for **Effort, Discipline, Gratitude and Excuse-Free**. It was put into place at the beginning of the off-season program with the intent of holding players and staff accountable for every aspect of their lives. How it works:

### Captains were chosen to lead 10 accountability teams:

TE Cameron Butler	DE Emmanuel Jones
CB Rashad Ajayi	S Josh Griffin
QB Collin Hill	K Joe DeLine
LB Dequan Jackson	FB Adam Prentice
WR Warren Jackson	OL Barry Wesley

They are graded in performance, on and off the field, including the classroom, meetings and all team functions. Points can be added or deducted through player's actions. The discipline for being late to a meeting on the first or second offense is the entire team does 25 up-downs, the accountability team they are on does 50 up-downs and the individual does 100 up-downs. The discipline increases for continued misses.

If a player loses focus, does a drill incorrectly or does not act appropriately, three up-downs are done by the team on the coach's command.

Awards are given up weekly for academics, performance, in-season and each semester. The accountability team with the lowest total will have a task assigned by the coach, such as helping do team laundry. Winning teams have been awarded meals with Bobo or other activities.

## TRUE FRESHMEN IN STARTING ROLES

Under head coach Mike Bobo, talented players see the field regardless of their classification. Two true freshman started the 2019 opener on offense (Dante Wright; Nouredin Nouili), marking the 15th and 16th times true freshmen have started under Mike Bobo. Mohamed Kamara started vs. San Diego State to become the 17th.

### TRUE FRESHMAN STARTERS UNDER MIKE BOBO

2019	Starts	2017	Starts
Dante Wright, WR	6	Cameron Butler, TE	6
Nouredin Nouili, OL	5	Manny Jones, LB	1
Mohamed Kamara, LB	1		
2018	Starts	2016	Starts
Rashad Ajayi, CB	12	Jamal Hicks, DB	5
Devin Phillips, DL	10	Collin Hill, QB	4
Trey McBride, TE	5	Anthony Hawkins, WR	4
Quinn Brinnon, DB	1	Arjay Jean, DL	1
Cam'ron Carter, LB	1	Toby McBride, DL	1
Tywan Francis, DB	1		
		2015	Starts
		Olabisi Johnson, WR	1

In addition, redshirt freshman Barry Wesley started every game of the 2018 season on the offensive line (seven at LT, five at LG). Wesley was one of 13 freshmen (true or redshirt) offensive linemen in FBS to start every game in 2018.

## CALL HIM MR. GRIFFIN

CSU's Joshua Griffin has bounced between running back and safety in fall camp while also leading one of the 10 EDGE accountability groups. Griffin is uniquely qualified for the role after serving in the special forces for most of his adult life.

Born in October 1986, Griffin is the oldest player in the FBS this season.

Age	Name, School	Pos.	Class	Birth Month	Hometown
33	Joshua Griffin, CSU	DB	Jr.	October 1986	Houston, Texas
32	James Stefanou, CU	K	Jr.	April 1987	Melbourne, Australia
31	Wade Lees, UCLA	P	Gr.	April 1988	Melbourne, Australia
30	Dane Roy, Houston	P	Sr.	January 1989	Bunyip, Australia
29	Tom Hutton, Okla. St.	P	Fr.	March 1990	Newborough, VI, Australia
29	Morgan James, Cincinnati	OL	Sr.	March 1990	Highland, Mich. (Pro Hockey)
29	Jesse Beal, West Virginia	TE	So.	July 1990	Washington, D.C. (Minor League Baseball)
27	Ben Griffiths, USC	P	r-Fr.	September 1991	Melbourne, Australia



# 2019 NOTEBOOK

## BOBO GUIDING OFFENSE TO NEW HEIGHTS

CSU's offense has flourished during head coach Mike Bobo's four seasons in Fort Collins. In each of his first three seasons, the Rams posted numbers that ranked in the top 10 in most total yards, yards per game, yards per play, first downs, rushing yards, passing yards, total points and points per game. In his four years, Bobo's offenses have produced 3 of the top 4 seasons for passing TDs and 4 of the top 6, and have recorded 4 of the

### MOST TOTAL YARDS, SEASON

Yards	Year
2. 6,402	2017
4. 6,012	2016
6. 5,536	2015

### MOST YARDS PER GAME, SEASON

Yards	Year
1. 492.5	2017
4. 462.5	2016
7. 425.8	2015
10. 410.5	2018

### YARDS PER PLAY, SEASON

Yards	Year
2. 6.68	2016 (6012/900)
5. 6.55	2017 (6402/977)
8. 5.98	2015 (5536/926)

### MOST PASS TDS, SEASON

TDs	Year
2. 29	2017
29	2016
4. 26	2018
6. 24	2015

### MOST NET RUSH YARDS, SEASON

Yards	Year
5. 2,831	2016
7. 2,777	2015
8. 2,603	2017

### MOST POINTS, SEASON

Points	Year
3. 459	2016
5. 434	2017
8. 385	2015

top 10 seasons for offensive yards per game.

## THE WRIGHT STUFF

True freshman receiver Dante Wright burst onto the college football scene with his play in the Rocky Mountain Showdown vs. Colorado.

Wright was one of just 8 players to tally both a receiving and rushing touchdown in the same game through Week 0 and Week 1 and of those 8, only two were freshmen (Temple's Re'mahn Davis). He became the first true freshman to score twice in a game for the Rams since Warren Jackson did against Alabama in 2017, and the first to score in a season opener since Joe Hansley in 2012.

**Through six weeks, only Wright, Wisconsin's Jonathan Taylor, and Duke's Deon Johnson have multiple games scoring a rushing and receiving touchdown.** He was also the first Ram since Gartrell Johnson to score a rushing and receiving touchdown in consecutive games.

Wright leads the nation's freshmen in receiving yards (No. 18 overall) and receptions (No. 24 overall) and ranks 3rd among freshmen in touchdowns.

## NOULI MAKES HISTORY

True freshman Nouredin Nouili started the 2019 season opener at left guard, becoming the first true freshman OL to start for CSU in the opener in at least the last 30 years and first true freshman OL to start at any point since Blaine Saipaia did in week 4 in 1996 (UNLV).

Nouili was also one of only 8 true freshmen to start in all of the FBS in his season opener as well as the only one from a group of 5 school.

## COLORADO STATE FOOTBALL -- A FAMILY AFFAIR

While teams across the country talk about their locker rooms being all about family, at Colorado State, the Rams are walking that talk as well.

CSU features three sets of brothers on the team along with a father-son duo in the defensive coaching room in defensive coordinator John Jancek and his son, former Tennessee quarterback Zac Jancek.

### Brothers on Colorado State's Roster:

OL Joctavis Phillip and DL Devin Phillips  
 FB Isiah Pannunzio and WR Thomas Pannunzio  
 TE Trey McBride and DL Toby McBride

## NOTE EXPANDED

### TEAMS WITH 3 OR MORE SETS OF BROTHERS

The Rams are one of just 13 teams in the country to have three or more sets of brothers on the team.

The others are:

- 5 - Clemson, Nebraska, Michigan State
- 4 - Georgia Tech
- 3 - Ohio, Temple, NC State, Iowa State, BYU, Iowa, UAB, Colorado State, Oregon

## 2019 RULE CHANGES

### Targeting Foul Changes

Under the new rule, a player who is ejected for a **third or more targeting foul** anytime during the season also will be ineligible for the entire next game.

It does not matter when this additional foul happens: whether it is in the first quarter or the fourth quarter, he will be ineligible for the whole next game. Also, it does not matter when the next game is played. It is the player's next scheduled game---whenever that is.

The role of **instant replay** in administering the targeting foul is also being changed. Every targeting foul goes for instant replay review, as in the past. However, starting in 2019 the replay official will look at all aspects of the play and make one of two rulings: either the call on the field is confirmed or it is overturned. A ruling of "stands" will no longer be possible for a targeting review.

### Wedge Blocking on Kickoffs

The three-man wedge has been illegal on kickoffs (when three players on the receiving team align shoulder-to-shoulder within two yards of each other to block for the ball carrier). In 2019, this rule is even more restrictive: the **two-man wedge** will be illegal and will carry a 15-yard penalty. As in the past, the wedge is not illegal during an onside kick or when the play results in a touchback. The only change is that the two-man wedge is outlawed.

### Blindside Blocks

A player delivers a blindside block when the opponent cannot see the block coming in time to defend himself. It will now be illegal to deliver a blindside block by attacking an opponent with forcible contact, no matter where the contact is made.

The words **attacking** and **forcible** will be key for the officials on the field in calling this foul. If the contact is to the head or neck area, it is still a targeting foul. However, it will now be a personal foul even if by rule it is not a targeting foul---that is, even if the block is not to the head or neck area. The blindside block foul will carry a 15-yard penalty.

### Overtime

Beginning in 2019, starting with the **fifth overtime**, each team will have only one play: a two-point conversion attempt from the three-yard line. Beginning with the third overtime a team that scores a touchdown must still attempt a two-point conversion, but when the fifth overtime begins, the new one-play-per-team rule will take effect.



# 2019 NOTEBOOK

## START CHART

### OFFENSE

Player	2019	Streak	Career
Scott Brooks, OL	6	6	6
Cameron Butler, TE	3	1	20
Nate Craig-Myers, WR	2	2	19
Collin Hill, QB	3	-	11
Warren Jackson, WR	4	-	7
Marvin Kinsey, Jr., RB	3	-	3
Trey McBride, TE	5	5	10
Marcus McElroy, RB	2	1	2
Noureddin Nouili, OL	5	4	5
Patrick O'Brien, QB	3	3	3
Isiah Pannunzio, FB	-	-	1
Joctavis Phillips, OL	1	-	1
Adam Prentice, FB	1	-	13
E.J. Scott, WR	4	-	5
T.J. Stormont, OL	6	6	6
Jeff Taylor, OL	6	13	19
<b>Barry Wesley, OL</b>	<b>6</b>	<b>18</b>	<b>18</b>
<b>Dante Wright, WR</b>	<b>6</b>	<b>6</b>	<b>6</b>

### DEFENSE

Player	2019	Streak	Career
<b>Rashad Ajayi, CB</b>	<b>6</b>	<b>18</b>	<b>18</b>
Jalen Bates, DE	6	6	16
Jan-Phillip Bombek, DE	-	-	2
Quinn Brinnon, S	-	-	1
Marshaun Cameron, DB	1	-	1
Cam'Ron Carter, LB	2	1	3
Damion Dickens, DL	-	-	1
Tron Folsom, LB	5	-	28
Tywan Francis, S	-	-	1
Anthony Hawkins, DB	3	-	20
Jamal Hicks, S	6	15	24
Ellison Hubbard, DL	5	4	17
Dequan Jackson, LB	5	5	5
Manny Jones, DL	6	9	15
Mohamed Kamara, LB	1	1	1
Toby McBride, DL	-	-	1
Max McDonald, LB	1	-	9
Andre Neal, CB	6	6	6
Dajon Owens, DB	-	-	2
Livingston Paogofie, DL	1	-	3
Devin Phillips, DL	6	6	16
Logan Stewart, DB	6	6	6
Trey Sutton, LB	-	-	3

*Indicates player has started in every possible game of his career at CSU.*

## 100/300 YARD GAMES UNDER BOBO

### 100-YARD RUSHING GAMES

#	Yds	Player (Career #)	Opponent	Date
1	118	Dalyn Dawkins	Colorado	9/19/15
2	143	Jasen Oden, Jr. (1)	UTSA	9/26/15
3	140	Dalyn Dawkins	Wyoming	11/7/15
4	151	Dalyn Dawkins	UNLV	11/14/15
5	140	Izzy Matthews	Fresno St.	11/28/15
6	125	Dalyn Dawkins	Utah St.	10/8/16
7	102	Dalyn Dawkins	AFA	11/12/16
8	127	Marvin Kinsey, Jr. (1)	UNM	11/19/16
9	107	Izzy Matthews	UNM	11/19/16
10	102	Dalyn Dawkins	UNM	11/19/16
11	104	Izzy Matthews	SDSU	11/26/16
12	103	Dalyn Dawkins	SDSU	11/26/16
13	118	Dalyn Dawkins	Idaho	12/22/16
14	130	Dalyn Dawkins	Hawai'i	9/30/17
15	121	Dalyn Dawkins	Utah St.	10/7/17
16	191	Dalyn Dawkins	Nevada	10/14/17
17	116	Izzy Matthews	UNM	10/20/17
18	143	Dalyn Dawkins	Air Force	10/28/17
19	154	Dalyn Dawkins	Wyoming	11/4/17
20	161	Dalyn Dawkins	Boise St.	11/11/17
21	138	Dalyn Dawkins (15)	San José St.	11/18/17
22	125	Izzy Matthews	San José St.	10/6/18
23	109	Izzy Matthews	Boise State	10/19/18
24	100	Izzy Matthews (7)	Utah State	11/17/18
<b>25</b>	<b>180</b>	<b>Marvin Kinsey (2)</b>	<b>Arkansas</b>	<b>9/14/19</b>
<b>26.</b>	<b>246</b>	<b>Marvin Kinsey (3)</b>	<b>Toledo</b>	<b>9/21/19</b>

### 100-YARD RECEIVING GAMES

#	Yds	Player	Opponent	Date
1	125	Rashard Higgins	Colorado	9/19/15
2	103	Rashard Higgins	UTSA	9/26/15
3	115	Rashard Higgins	Utah St.	10/3/15
4	102	Rashard Higgins	UNLV	11/14/15
5	140	Rashard Higgins	UNM	11/21/15
6	128	Rashard Higgins (6)	Nevada	12/29/15
7	140	Michael Gallup	Utah St.	10/8/16
8	126	Michael Gallup	Fresno St.	11/5/16
9	213	Michael Gallup	Air Force	11/12/16
10	116	Michael Gallup	UNM	11/19/16
11	139	Michael Gallup	SDSU	11/26/16
12	265	Olabisi Johnson	Idaho	12/22/16
13	108	Michael Gallup	Idaho	12/22/16
14	134	Michael Gallup	Oregon St.	8/26/17
15	103	Michael Gallup	ACU	9/9/17
16	212	Michael Gallup	Hawai'i	9/30/17
17	263	Michael Gallup	Nevada	10/14/17
18	161	Michael Gallup	Air Force	10/28/17
19	102	Michael Gallup (12)	Boise St.	11/11/2017
20	119	Olabisi Johnson	Marshall	12/16/17
21	188	Preston Williams	Hawai'i	8/25/18
22	157	Olabisi Johnson	Hawai'i	8/25/18
23	154	Preston Williams	Arkansas	9/8/18
24	107	Cameron Butler (1)	Arkansas	9/8/18
25	106	Preston Williams	Florida	9/15/18
26	107	Olabisi Johnson	Illinois State	9/22/18
27	154	Preston Williams	Boise State	10/19/18
28	105	Warren Jackson (1)	Boise State	10/19/18
29	126	Preston Williams	Wyoming	10/26/18
30	107	Olabisi Johnson (5)	Utah State	11/17/18
31	248	Preston Williams (6)	Air Force	11/22/18
<b>32</b>	<b>111</b>	<b>Dante Wright (1)</b>	<b>W. Illinois</b>	<b>9/7/19</b>
<b>33.</b>	<b>132</b>	<b>Warren Jackson (2)</b>	<b>Toledo</b>	<b>9/21/19</b>

### 300-YARD PASSING GAMES

#	Yds	Player	Opponent	Date
1	310	Nick Stevens	Nevada	12/29/15
2	315	Collin Hill	UNC	9/17/16
3	370	Collin Hill	Wyoming	10/1/16
4	374	Nick Stevens	Air Force	11/12/16
5	445	Nick Stevens	Idaho	12/22/16
6	334	Nick Stevens	Oregon St.	8/26/17
7	309	Nick Stevens	Colorado	9/1/17
8	337	Nick Stevens	ACU	9/9/17
9	351	Nick Stevens	Hawai'i	9/30/17
10	384	Nick Stevens	Nevada	10/14/17
11	309	Nick Stevens	Boise St.	11/11/17
12	305	Nick Stevens	San José St.	11/18/17
13	320	Nick Stevens (11)	Marshall	12/17/17
14	537	K.J. Carta-Samuels	Hawai'i	8/25/18
15	389	K.J. Carta-Samuels	Arkansas	9/8/18
16	311	K.J. Carta-Samuels (3)	New Mexico	10/13/18
17	333	Collin Hill (3)	Wyoming	10/26/18
<b>18</b>	<b>374</b>	<b>Collin Hill (4)</b>	<b>Colorado</b>	<b>8/30/19</b>
<b>19</b>	<b>367</b>	<b>Collin Hill (5)</b>	<b>W. Illinois</b>	<b>9/7/19</b>
<b>20.</b>	<b>405</b>	<b>Patrick O'Brien (1)</b>	<b>Toledo</b>	<b>9/21/19</b>

### ACTIVE PLAYERS WITH 300/100 YARD GAMES

Type	Player	#
<b>Rush</b>	Marvin Kinsey	3
<b>Rec.</b>	Cameron Butler	1
<b>Rec.</b>	Warren Jackson	2
<b>Rec.</b>	Dante Wright	1
<b>Pass</b>	Collin Hill	5
<b>Pass</b>	Patrick O'Brien	1

## NOTE EXPANDED

### ECLIPSING 500 YARDS

Since 2015, Mike Bobo's first season as CSU's head coach, the Rams have tallied 500+ yards of total offense in 21 games.

That mark is good for 12th most nationally and is the most by any Mountain West Conference school.

## 2019 MOUNTAIN WEST STANDINGS

### MOUNTAIN

	Overall	MW
Boise State	5-0	2-0
Utah State	3-2	2-0
Wyoming	4-1	1-0
Air Force	3-2	1-1
New Mexico	2-3	0-1
<b>Colorado State</b>	<b>1-5</b>	<b>0-2</b>

### WEST

	Overall	MW
Hawai'i	4-1	1-0
San Diego State	4-1	1-1
San Jose State	3-2	1-1
Fresno State	2-2	0-0
Nevada	3-2	0-1
UNLV	1-4	0-2

# 2019 NOTEBOOK

## CANVAS STADIUM

Canvas Stadium is the new name for Colorado State University's 41,000-capacity multipurpose stadium that opened on the school's Fort Collins campus in 2017. The newly re-branded Canvas Credit Union received naming rights to the facility through a \$37.7 million partnership agreement announced in April 2018. The agreement, which stands as one of the largest collegiate athletic venue naming agreements in history, was part of an ambitious re-branding initiative being undertaken by the previously branded Public Service Credit Union, under the direction of company President and CEO Todd Marksberry.

Canvas Credit Union is a not-for-profit, state-chartered, member-owned financial cooperative that has been in business since 1938. Today, the credit union has more than \$2.3 billion in assets and more than 238,000 members – and a mission to help individuals and families make better decisions and grow stronger financially. Learfield's Rams Sports Properties and their Campus+ business brokered the agreement as part of its ongoing support for Colorado State University athletics.

The \$220 million, 727,000-square-foot stadium proved immensely popular and attractive to fans in its inaugural season of 2017, and drew rave reviews from local and national media, as well national television networks that broadcast Colorado State's games to large audiences. The Rams set an all-time attendance record with a total of 192,369 fans and a per-game average of 32,062, representing a 16-percent attendance increase from 2016—eighth-highest in all of college football. Season ticket sales also reached an all-time high of 15,477, a 40-percent increase from the 2016 total of 11,054.

The return of CSU football games to campus from Hughes Stadium in 2017 brought the pageantry and celebration of Rams game days back to the heart of the university for the first time in 50 years, providing countless new engagement opportunities for the entire university. The stadium's design embraces Colorado's natural beauty, topography and visual connections to the Rocky Mountains from campus and ensures functionality for both game-day and non-game day usage.

The agreement with Canvas Credit Union combined with \$20 million given in 2016 to name Sonny Lubick Field brings the total naming rights revenues at Colorado State to \$57 million for the stadium. This compares favorably with the recently announced \$69 million United Airlines Memorial Coliseum at University of Southern California and the \$41 million Alaska Airlines Field at Husky Stadium at the University of Washington. The Colorado State agreement with Canvas Credit Union is for 15 years and includes annual escalator clauses for inflation, as well as a signing bonus, in recognition of the visibility and success of the stadium.



## GAMES PLAYED CHART

### OFFENSE

Player	2019	Streak	Career
John Blasco, Jr., OL	1	-	1
Scott Brooks, OL	6	14	15
<b>Cameron Butler, TE</b>	<b>6</b>	<b>31</b>	<b>31</b>
Nate Craig-Myers, WR	3	3	30
Brenden Fulton, WR	4	2	22
Nikko Hall, WR	2	1	11
Griffin Hammer, TE	1	1	7
Kyle Helbig, TE	2	-	2
Collin Hill, QB	3	-	18
Christian Hunter, RB	5	2	5
Ches Jackson, OL	4	2	6
Warren Jackson, WR	4	-	27
Marvin Kinsey, Jr., RB	6	6	40
<b>Trey McBride, TE</b>	<b>6</b>	<b>18</b>	<b>18</b>
Justice McCoy, QB	2	1	2
Ty McCullough, WR	4	1	4
Marcus McElroy, RB	5	5	23
Nouredin Nouili, OL	5	4	5
Patrick O'Brien, QB	5	5	8
Isiah Pannunzio, FB	3	-	15
Thomas Pannunzio, WR	4	-	13
Jocstavis Phillips, OL	6	6	18
<b>Adam Prentice, FB</b>	<b>6</b>	<b>31</b>	<b>31</b>
E.J. Scott, WR	5	-	15
T.J. Stormont, OL	6	6	6
Jeff Taylor, OL	6	20	39
Jaylen Thomas, RB	5	-	5
A'Jon Vivens, WR	-	-	4
Jadon Walker, WR	3	-	18
<b>Barry Wesley, OL</b>	<b>6</b>	<b>18</b>	<b>18</b>
Keith Williams, OL	6	6	8
<b>Dante Wright, WR</b>	<b>6</b>	<b>6</b>	<b>6</b>

### DEFENSE

Player	2019	Streak	Career
<b>Rashad Ajayi, CB</b>	<b>6</b>	<b>18</b>	<b>18</b>
Keavan Bailey, CB	5	5	5
Jalen Bates, DE	6	6	25
Jan-Phillip Bombek, DE	6	17	17
Quinn Brannon, S	5	-	17
Tavian Brown, LB	2	1	2
Marshaun Cameron, DB	6	6	6
Cam'Ron Carter, LB	6	12	17
<b>Brandon Crossley, DB</b>	<b>6</b>	<b>6</b>	<b>6</b>
Christian Cumber, DB	6	6	7
Brandon Derrow, DL	2	-	6
Damion Dickens, DL	6	18	18
Tron Folsom, LB	6	6	44
Jamori Fox, DL	-	-	1
Tywan Francis, S	6	6	17
Troy Golden, LB	6	6	9
Jack Grauberger, LB	2	2	10
<b>Anthony Hawkins, DB</b>	<b>6</b>	<b>44</b>	<b>44</b>
Jamal Hicks, S	6	18	35
<b>Ellison Hubbard, DL</b>	<b>6</b>	<b>31</b>	<b>31</b>
Dequan Jackson, LB	6	9	16
Manny Jones, DL	6	9	28
Mohamed Kamara, LB	3	2	3
Malcolm Magee, S	4	-	7
Toby McBride, DL	2	-	19
Max McDonald, LB	6	6	29
Patrick Moody, LB	-	-	9
Andre Neal, DB	6	6	6
Dajon Owens, DB	6	9	16
Livingston Paogofie, DL	6	29	29
Devin Phillips, DL	6	6	17
Cian Quiroga, DL	2	1	2
Rushton Roberts, DL	2	1	2
Adonis Ruffan, DB	6	9	10
Logan Stewart, DB	6	6	6
Trey Sutton, LB	-	-	16

### SPECIAL TEAMS

Player	2019	Streak	Career
Cayden Camper, K	4	4	4
Braxton Davis, K	6	6	47
Joe DeLine, P	6	6	7
Maxwell Poduska, K	2	-	2
<b>Ross Reiter, LS</b>	<b>6</b>	<b>18</b>	<b>18</b>
<b>Ryan Stonehouse, P</b>	<b>6</b>	<b>31</b>	<b>31</b>





# 2019 RAMS

NUMERICAL ROSTER		No.	NAME	POS.	HT	WT	CL	HOMETOWN/LAST SCHOOL
		47	David Aggrey	RB	5-9	200	r-Fr.-RS	Aurora, Colo. (Rangeview HS)
		4	Rashad Ajayi	CB	5-11	183	So.-1L	Fairburn, Ga. (Langston Hughes HS)
		63	Alex Azusenis	OL	6-4	304	Fr.-HS	Powell, Ohio (Olentangy Liberty HS)
1	Jalen Bates.....DE	25	Keevan Bailey	CB	5-11	172	Fr.-HS	Conyers, Ga. (Salem HS)
1	Jadon Walker.....WR	1	Jalen Bates	DE	6-4	254	r-Sr.-TR	Kaplan, La. (Arizona State)
2	Justice McCoy.....QB	58	Blake Beecher	LB	5-9	192	Fr.	Norco, Calif. (Norco HS)
2	Dajon Owens.....CB	3	Caleb Blake	S	5-10	187	Fr.-HS	Winter Haven, Fla. (Bishop Moore HS)
3	Caleb Blake.....S	76	John Blasco, Jr.	OL	6-6	324	r-So.-SQ	Tacoma, Wash. (Stadium HS)
3	E.J. Scott.....WR	91	Jan-Phillip Bombek	DL	6-2	253	Sr.-1L	Hamburg, Germany (Hamburg HS)
4	Rashad Ajayi.....CB	8	Quinn Brinnon	S	5-11	205	So.-1L	Pleasanton, Calif. (Bishop O'Dowd HS)
4	Nate Craig-Myers.....WR	64	Scott Brooks	OL	6-2	303	Jr.-1L	Moorpark, Calif. (Moorpark HS)
5	Dequan Jackson.....LB	55	Tavian Brown	LB	6-0	225	Fr.-HS	Demopolis, Ala. (Demopolis HS)
5	Marvin Kinsey, Jr.....RB	16	Cameron Butler	TE	6-1	247	Jr.-2L	Columbia, S.C. (Ridge View HS)
6	Malcolm Magee.....S	26	Marshaun Cameron	CB	5-8	181	Sr.-TR	Los Angeles, Calif. (Northern Colo.)
7	Jamal Hicks.....S	95	Cayden Camper	K	6-5	205	Fr.-HS	Pueblo, Colo. (Pueblo County HS)
8	Quinn Brinnon.....S	12	Cam'ron Carter	LB	6-0	221	So.-1L	Tucker, Ga. (Tucker HS)
9	Warren Jackson.....WR	4	Nate Craig-Myers	WR	6-2	202	Jr.-TR	Dade City, Fla. (Auburn)
10	Tywan Francis.....S	18	Brandon Crossley	CB	5-10	173	Fr.-HS	Dallas, Texas. (Bowie HS)
10	Aaron Syverson.....QB	52	Aidan Cullen	DE	6-4	244	Fr.-HS	Monument, Colo. (Palmer Ridge HS)
11	Andre Neal.....CB	17	Christian Cumber	CB	5-11	191	r-So.-SQ	Denver, Colo. (J.K. Mullen HS)
12	Cam'ron Carter.....LB	83	Braxton Davis	K	5-11	180	r-Sr.-3L	Fort Collins, Colo. (Poudre HS)
12	Patrick O'Brien.....QB	35	Joe DeLine	K	5-11	202r	r-Jr.-SQ	Steamboat Springs, Colo. (Steam.Sp. HS)
13	Judd Erickson.....QB	54	Brandon Darrow	DE	6-3	259	r-Fr.-RS	Columbus, Ohio (St. Francis De Sales HS)
13	Jeremiah Pruitte.....WR	99	Damion Dickens	DE	6-1	264	Sr.-1L	Lexington, Miss. (Copiah-Lincoln CCC)
13	Trey Sutton.....LB	27	Dylan Emery	S	6-0	198	Fr.-HS	The Colony, Texas. (Valor Christian HS)
14	Anthony Hawkins.....CB	13	Judd Erickson	QB	6-3	221	r-So.-SQ	Highlands Ranch, Colo. (Mountain Vista HS)
15	Collin Hill.....QB	66	Kieran Firment	OL	6-3	312	r-So.-SQ	Oakdale, Pa. (West Allegheny HS)
16	Cameron Butler.....TE	24	Tron Folsom	LB	6-1	211	Sr.-TR	Alma, Ga. (Troy)
17	Christian Cumber.....CB	90	Jamori Fox	DL	6-0	289	r-Jr.-TR	Marietta, Ga. (Ellsworth CC)
18	Brandon Crossley.....CB	10	Tywan Francis	S	5-10	194	So.-1L	New Orleans, La. (Landry-Walker HS)
19	Xavier Goldsmith.....CB	23	Brenden Fulton	WR	5-9	190	r-Sr.-2L	Greeley, Colo. (Northridge HS)
19	Jaylen Hearst.....WR	34	Anthony Giusti	LB	6-0	221	r-Sr.-1L	Novato, Calif. (City College of San Francisco)
20	A'Jon Vivens.....WR	43	Troy Golden	LB	6-1	214	r-Fr.-RS	Orlando, Fla. (Olympia HS)
22	Dante Wright.....WR	19	Xavier Goldsmith	CB	5-7	159	Fr.-HS	Detroit, Mich. (Harrison HS)
23	Brenden Fulton.....WR	37	Anthony Grassi	WR	5-7	189	r-So.-RS	Colorado Springs, Colo. (Palmer HS)
23	Mikell Harvey.....CB	30	Jack Grauberger	LB	6-0	205	r-Jr.-1L	Fort Collins, Colo. (Fort Collins HS)
24	Tron Folsom.....LB	35	Joshua Griffin	RB	5-10	194	Jr.-SQ	Houston, Texas. (Ross Shaw Sterling HS)
25	Keevan Bailey.....CB	80	Nikko Hall	WR	6-0	181	So.-1L	Calabasas, Calif. (Calabasas HS)
26	Marshaun Cameron.....CB	88	Griffin Hammer	TE	6-4	235	r-So.-SQ	South Elgin, Ill. (St. Charles North)
26	Logan Ludwig.....WR	23	Mikell Harvey	CB	5-8	160	r-Fr.-RS	Slidell, La. (Northshore HS)
27	Dylan Emery.....S	14	Anthony Hawkins	CB	5-10	201	Sr.-3L	Arlington, Texas. (Bowie HS)
27	Jaylen Thomas.....RB	19	Jaylen Hearst	WR	6-0	194	Fr.-HS	Fort Worth, Texas. (Fossil Ridge HS)
28	Christian Hunter.....RB	89	Kyle Helbig	TE	6-3	253	Fr.-HS	Broomfield, Colo. (Holy Family HS)
29	Tyreese Jackson.....RB	7	Jamal Hicks	S	6-0	203	Sr.-3L	Gardena, Calif. (Narbonne HS)
30	Jack Grauberger.....LB	15	Collin Hill	QB	6-4	227	r-Jr.-2L	Moore, S.C. (Dorman HS)
31	Ryan Lynch.....WR	62	Blake Householder	OL	5-11	272	r-Fr.-RS	Missouri City, Texas. (Dulles HS)
32	Marcus McElroy.....RB	98	Ellison Hubbard	DL	6-0	286	Jr.-2L	Loganville, Ga. (Grayson HS)
33	Manny Jones.....DE	28	Christian Hunter	RB	5-10	198	Fr.-HS	Fontana, Calif. (Kaiser HS)
34	Anthony Giusti.....LB	5	Dequan Jackson	LB	6-1	228	So.-1L	Jacksonville, Fla. (Robert E. Lee HS)
34	Hunter Williams.....RB	56	Ches Jackson	OL	6-4	294	r-Fr.-RS	Tifton, Ga. (Tift County HS)
35	Joe DeLine.....K	29	Tyreese Jackson	RB	6-0	207	Fr.-HS	Jeanerette, La. (Westgate HS)
35	Joshua Griffin.....RB	9	Warren Jackson	WR	6-6	218	Jr.-2L	Mission Hills, Calif. (Bishop Alemany HS)
36	Payton Polson.....LB	71	Jeff Taylor	OL	6-0	307	Sr.-3L	Jonesboro, Ga. (Jonesboro HS)
37	Logan Stewart.....S	33	Manny Jones	DE	6-3	269	Jr.-2L	Cartersville, Ga. (Woodland HS)
37	Anthony Grassi.....WR	42	Mohamed Kamara	LB	6-2	236	Fr.-HS	Newark, N.J. (Central HS)
38	Adonis Rufran.....CB	5	Marvin Kinsey, Jr.	RB	6-0	211	Sr.-3L	Atlanta, Ga. (Riverwood HS)
39	Thomas Pannunzio.....WR	65	Luis Lebron	OL	6-3	322	r-So.-SQ	Jacksonville, Fla. (Sandalwood HS)
40	Alex Schreiner.....RB	26	Logan Ludwig	WR	5-10	187	r-Fr.-RS	Littleton, Colo. (ThunderRidge HS)
40	Corte Tapia.....FB	31	Ryan Lynch	WR	6-1	187	r-Fr.-RS	Louisville, Colo. (Legacy HS)
41	Dane Olson.....S	6	Malcolm Magee	S	6-0	193	r-Fr.-RS	Collins, Miss. (Ocean Springs HS)
41	Ryan Stonehouse.....P	97	Toby McBride	DL	6-2	277	r-Jr.-1L	Fort Morgan, Colo. (Fort Morgan HS)
		85	Trey McBride	TE	6-4	258	So.-1L	Fort Morgan, Colo. (Fort Morgan HS)
		60	Florian McCann	OL	6-3	303	r-Fr.-RS	Denver, Colo. (Mullen HS)
		2	Justice McCoy	QB	6-1	207	r-So.-SQ	New Orleans, La. (Saint Augustine HS)
		81	Ty McCullouch	WR	5-11	173	Fr.-HS	Moreno Valley, Calif. (Rancho Verde HS)
		44	Max McDonald	LB	6-0	239	r-Jr.-1L	Fort Collins, Colo. (Rocky Mountain HS)

# 2019 RAMS

83	Chris McEahern	WR	5-10	184	Fr.-HS	Arvada, Colo. (Arvada West HS)
32	Marcus McElroy	RB	5-11	228	Jr.-1L	Denver, Colo. (J.K. Mullen HS)
51	Patrick Moody	LB	6-1	224	r-So.-RS	Vero Beach, Fla. (Vero Beach Senior HS)
11	Andre Neal	CB	6-0	196	Sr.-TR	Baltimore, Md. (College of San Mateo)
73	Nouredin Nouili	OL	6-3	295	Fr.-HS	Frankfurt, Germany. (Norris HS)
12	Patrick O'Brien	QB	6-4	240	r-Jr.-SQ	San Juan Capistrano, Calif. (Nebraska)
41	Dane Olson	S	5-10	162	Fr.	San Marcos, Calif. San Marcos HS)
2	Dajon Owens	CB	6-0	185	Jr.-1L	Los Angeles, Calif. (Long Beach City College)
82	Isiah Pannunzio	FB	6-1	236	r-Jr.-2L	Pueblo, Colo. (Pueblo South HS)
39	Thomas Pannunzio	WR	5-8	163	So.-1L	Aurora, Colo. (Pueblo South HS)
92	Livingston Paogofie	DL	6-1	269	Jr.-2L	Arlington, Texas (Bowie HS)
74	Cade Perram	OL	6-3	285	Fr.-HS	Crestwood, Ky. (Saint Xavier HS)
94	Devin Phillips	DL	6-1	311	So.-1L	Monroe, La. (Neville HS)
70	Joctavis Phillips	OL	6-4	329	r-So.-RS	West Monroe, La. (Neville HS)
53	Cade Plath	LB	5-11	220	Fr.-HS	Chanhassen, Minn. (Chanhassen HS)
90	Maxwell Poduska	K	6-0	185	r-Fr.-TR	Fort Collins, Colo. (Kansas State)
36	Payton Polson	LB	5-11	197	Fr.	Highlands Ranch, Colo. (Valor Christian HS)
46	Adam Prentice	FB	6-0	243	r-Jr.-2L	Fresno, Calif. (Clovis HS)
13	Jeremiah Pruitte	WR	6-5	206	Fr.-HS	Marietta, Ga. (Wheeler HS)
96	Cian Quiroga	DE	6-1	240	Fr.-HS	Denver, Colo. (Valor Christian HS)
86	Ross Reiter	LS	5-11	231	So.-1L	Phoenix, Ariz. (Brophy College Prep)
56	Rushton Roberts	DE	6-4	239	r-Fr.-RS	Jacksonville, Fla. (The Bolles School)
38	Adonis Ruffran	CB	5-8	173	r-So.-SQ	Colorado Springs, Colo. (Palmer HS)
87	Ryan Sayre	WR	6-1	204	r-So.-TR	Castle Rock, Colo. (Chadron State)
40	Alex Schreiner	RB	5-8	163	Fr.	Lincoln, Neb. (Lincoln Christian HS)
3	E.J. Scott	WR	6-1	194	r-So.-RS	Powder Springs, Ga. (McEachern HS)
86	Maxx Shapiro	TE	6-0	227	r-So.-RS	Claremont, Calif. (Claremont HS)
57	Kavesz Sherard	OL	6-4	303	r-Fr.-RS	Anderson, S.C. (T.L. Hanna HS)
78	Stevie Sifuentes	OL	6-1	283	Fr.-HS	Abilene, Texas (Abilene HS)
45	Jacob Stanton	LB	6-0	224	r-Fr.-RS	Thornton, Colo. (Chaparral HS)
37	Logan Stewart	S	6-0	214	r-Jr.-RS	Loveland, Colo. (Mountain View HS)
41	Ryan Stonehouse	P	5-9	171	Jr.-2L	La Verne, Calif. (Mater Dei HS)
72	T.J. Storment	OL	6-7	325	r-Jr.-TR	Statesville, N.C. (Fullerton College)
13	Trey Sutton	LB	5-11	237	r-Jr.-1L	Miami, Fla. (Westminster Christian HS)
10	Aaron Syverson	QB	5-11	188	Fr.-HS	Minnetonka, Minn. (Minnetonka HS)
40	Corte Tapia	FB	6-1	237	r-So.-SQ	Windsor, Colo. (Windsor HS)
27	Jaylen Thomas	RB	5-10	214	Fr.-HS	Colorado Springs, Colo. (Vista Ridge HS)
20	A'Jon Vivens	WR	5-11	198	So.-SQ	Denver, Colo. (Mullen HS)
97	Huck Vollmar	LS	6-2	209	r-Fr.-RS	Colorado Springs, Colo. (Air Academy HS)
1	Jadon Walker	WR	6-0	190	r-So.-SQ	Lithia Springs, Ga. (Chapel Hills HS)
69	Barry Wesley	OL	6-6	305	r-So.-1L	Morrison, Colo. (Bear Creek HS)
77	Keith Williams	OL	6-7	310	r-Jr.-SQ	Baltimore, Md. (Independence CC)
34	Hunter Williams	RB	5-7	184	r-Fr.-RS	Frisco, Texas. (Frisco Centennial HS)
84	Gary Williams	TE	6-1	235	r-Fr.-RS	Charlotte, N.C. (Zebulon B. Vance S)
22	Dante Wright	WR	5-8	168	Fr.-HS	Navarre, Fla. (Navarre HS)

## NUMERICAL ROSTER

42	Mohamed Kamara	LB
43	Troy Golden	LB
44	Max McDonald	LB
45	Jacob Stanton	LB
46	Adam Prentice	FB
47	David Aggrey	RB
51	Patrick Moody	LB
52	Aidan Cullen	DE
53	Cade Plath	LB
54	Brandon Derrow	DE
55	Tavian Brown	LB
56	Ches Jackson	OL
56	Rushton Roberts	DE
57	Kavesz Sherard	OL
58	Blake Beecher	LB
60	Florian McCann	OL
62	Blake Householder	OL
63	Alex Azusenis	OL
64	Scott Brooks	OL
65	Luis Lebron	OL
66	Kieran Firmont	OL
69	Barry Wesley	OL
70	Joctavis Phillips	OL
71	Jeff Taylor	OL
72	T.J. Storment	OL
73	Nouredin Nouili	OL
74	Cade Perram	OL
76	John Blasco, Jr.	OL
77	Keith Williams	OL
78	Stevie Sifuentes	OL
80	Nikko Hall	WR
81	Ty McCullouch	WR
82	Isiah Pannunzio	FB
83	Braxton Davis	K
83	Chris McEahern	WR
84	Gary Williams	TE
85	Trey McBride	TE
86	Ross Reiter	LS
86	Maxx Shapiro	TE
87	Ryan Sayre	WR
88	Griffin Hammer	TE
89	Kyle Helbig	TE
90	Jamori Fox	DL
90	Maxwell Poduska	K
91	Jan-Phillip Bombek	DL
92	Livingston Paogofie	DL
94	Devin Phillips	DL
95	Cayden Camper	K
96	Cian Quiroga	DE
97	Toby McBride	DL
97	Huck Vollmar	LS
98	Ellison Hubbard	DL
99	Damion Dickens	DE

### WHAT RETURNS...

<b>Offense</b>	
<b>Rushing Yards</b> .....	45.8%
<b>Passing Yards</b> .....	38.2%
<b>Receiving Yards</b> .....	36.5%
<b>Scoring</b> .....	24.8%
<b>Defense</b>	
<b>Tackles</b> .....	56.5%
<b>Tackles for Loss</b> .....	58.2%
<b>Sacks</b> .....	60.0%
<b>Interceptions</b> .....	28.6%
<b>Fumbles Forced</b> ..	80.0%
<b>Special Teams</b>	
<b>Field Goals</b> .....	0.0%
<b>Extra Points</b> .....	0.0%
<b>Punting Yards</b> .....	100%
<b>PR Yards</b> .....	10.9%
<b>KOR Yards</b> .....	70.9%

### Offensive Starts Returning

TE Cameron Butler	17
OL Jeff Taylor	13
OL Barry Wesley	12
FB Adam Prentice	12
QB Collin Hill	8
TE Trey McBride	5
WR Warren Jackson	3
FB Isiah Pannunzio	1
WR E.J. Scott	1

### Defensive Starts Returning

S Jamal Hicks	18
CB Anthony Hawkins	17
CB Rashad Ajayi	12
DL Ellison Hubbard	12
DL Devin Phillips	10
DL Manny Jones	9
LB Max McDonald	8
LB Trey Sutton	3
CB Dajon Owens	2
DL Livingston Paogofie	2
DL Jan-Phillip Bombek	2
DL Toby McBride	1
LB Cam/Ron Carter	1
DL Damion Dickens	1
S Tywan Francis	1
S Quinn Brannon	1

### Specialist Starts Returning

P Ryan Stonehouse	25
LS Ross Reiter	12



# Experience BREAKDOWN

## OFFENSE RETURNING LETTERMEN (16)

### Quarterbacks (1)

Collin Hill

### Backs (3)

Marvin Kinsey, Jr.  
 Marcus McElroy  
 Adam Prentice

### Tight Ends (3)

Cameron Butler  
 Trey McBride  
 Isiah Pannunzio

### Wide Receivers (5)

Brenden Fulton  
 Nikko Hall  
 Warren Jackson  
 Thomas Pannunzio  
 E.J. Scott

### Offensive Line (4)

Scott Brooks  
 Joctavis Phillips  
 Jeff Taylor  
 Barry Wesley

## DEFENSE RETURNING LETTERMEN (17)

### Defensive Line (6)

Jan-Phillip Bombek  
 Damion Dickens  
 Ellison Hubbard  
 Manny Jones  
 Livingston Paogofie  
 Devin Phillips

### Linebackers (5)

Cam'Ron Carter  
 Anthony Giusti  
 Jack Grauberger  
 Dequan Jackson  
 Trey Sutton

### Secondary (6)

Rashad Ajayi  
 Quinn Brannon  
 Tywan Francis  
 Anthony Hawkins  
 Jamal Hicks  
 Dajon Owens

## SPECIALISTS (2)

Ross Reiter, LS  
 Ryan Stonehouse, P

## CAREER CONSECUTIVE AND TOTAL STARTS BY YEAR

OFFENSE/SPEC.	Yr.	Total Starts	Consec. Starts	---Starts by Year---			
				2019	2018	2017	2016
Cameron Butler, TE	Jr.	20	1	3	10	7	0
Jeff Taylor, OL	Sr.	19	11	6	10	3	0
Barry Wesley, OL	So.	18	18	6	12	0	0
Adam Prentice, FB	Jr.	13	-	1	6	6	0
Collin Hill, QB	Jr.	11	-	3	4	0	4
Trey McBride, TE	So.	10	5	5	5	0	0
Warren Jackson, WR	Jr.	7	-	4	3	0	0
E.J. Scott, WR	So.	6	-	5	1	0	0
Scott Brooks, OL	Jr.	6	6	6	0	0	0
T.J. Stormont, OL	Jr.	6	6	6	0	0	0
Dante Wright, WR	Fr.	6	6	6	0	0	0
Nouredin Nouili, OL	Fr.	5	4	5	0	0	0
Marvin Kinsey, Jr., RB	Sr.	3	-	3	0	0	0
Patrick O'Brien, QB	Jr.	3	3	3	0	0	0
Nate Craig-Myers, WR	Jr.	2	2	2	0	0	0
Marcus McElroy, RB	Jr.	2	1	2	0	0	0
Joctavis Phillips, OL	So.	1	-	1	0	0	0
Isiah Pannunzio, FB	Jr.	1	-	0	1	0	0

DEFENSE	Yr.	Total Starts	Consec. Starts	---Starts by Year---			
				2019	2018	2017	2016
Jamal Hicks, S	Sr.	24	6	6	9	4	5
Anthony Hawkins, CB	Sr.	20	-	3	4	9	4
Rashad Ajayi, CB	So.	18	18	6	12	0	0
Ellison Hubbard, DL	Jr.	17	4	5	12	0	0
Devin Phillips, DL	So.	16	6	6	10	0	0
Manny Jones, DL	Jr.	15	9	6	8	1	0
Max McDonald, LB	Jr.	9	-	1	0	8	0
Jalen Bates, DL	Sr.	6	6	6	0	0	0
Andre Neal, DB	Sr.	6	6	6	0	0	0
Logan Stewart, DB	Jr.	6	6	6	0	0	0
Dequan Jackson, LB	So.	5	5	5	0	0	0
Tron Folsom, LB	Sr.	5	-	5	0	0	0
Cam'ron Carter, LB	So.	3	1	2	1	0	0
Livingston Paogofie, DL	Jr.	3	-	1	2	0	0
Trey Sutton, LB	Jr.	3	-	0	3	0	0
Jan-Phillip Bombek, DE	Sr.	2	-	0	2	0	0
Dajon Owens, CB	Jr.	2	-	0	2	0	0
Mohamed Kamara, LB	Fr.	1	1	1	0	0	0
Marshaun Cameron, DB	Sr.	1	-	1	0	0	0
Toby McBride, DL	Jr.	1	-	0	0	0	1
Damion Dickens, DL	Sr.	1	-	0	1	0	0
Tywan Francis, S	So.	1	-	0	1	0	0
Quinn Brannon, S	So.	1	-	0	1	0	0

## GAME-OPENING DRIVES

	-----CSU-----				-----OPP-----			
	Plays	Yds.	TOP	Result	Plays	Yds.	TOP	Result
vs. Colorado	6	80	2:41	TD	10	75	5:30	TD
Western Illinois	1	75	0:10	TD	6	19	3:05	Punt
at Arkansas	2	75	0:18	TD	5	75	1:42	TD
Toledo	9	75	3:25	TD	3	9	1:52	Punt
at Utah State	3	5	1:42	Punt	4	26	1:00	Fumble
San Diego State	3	4	1:05	Punt	7	61	3:23	FG
at New Mexico								
at Fresno State								
UNLV								
Air Force								
at Wyoming								
Boise State								

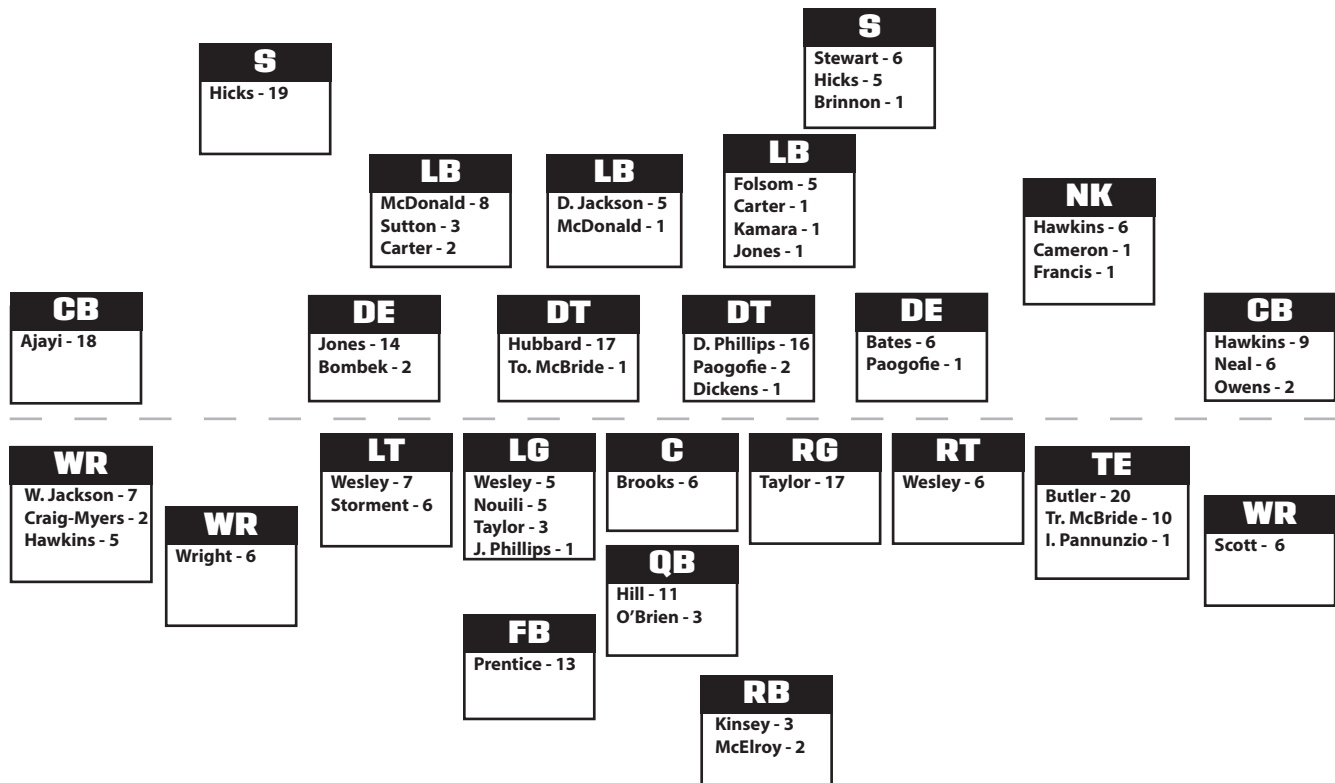
## SECOND HALF-OPENING DRIVES

	-----CSU-----				-----OPP-----			
	Plays	Yds.	TOP	Result	Plays	Yds.	TOP	Result
vs. Colorado	1	2	0:19	Fumble	3	27	0:54	TD
Western Illinois	4	49	1:30	TD	9	24	4:45	Downs
at Arkansas	15	72	7:22	FG	8	75	1:53	TD
Toledo	2	72	0:53	TD	3	75	0:38	TD
at Utah State	4	3	1:01	FG	2	0	0:16	INT
San Diego State	1	-14	0:06	Fumble	3	11	1:19	TD
at New Mexico								
at Fresno State								
UNLV								
Air Force								
at Wyoming								
Boise State								





# Position STARTS



## OFFENSIVE GAME-BY-GAME STARTERS

OPPONENT	QB	RB	WR	WR	TE	LT	LG	C	RG	RT	11
vs. Colorado	Hill	Prentice (FB)	W. Jackson	Wright	Butler	Storment	Nouili	Brooks	Taylor	Wesley	Scott (WR)
Western Illinois	Hill	McElroy	W. Jackson	Wright	Tr. McBride	Storment	J. Phillips	Brooks	Taylor	Wesley	Scott (WR)
at Arkansas	Hill	Kinsey	W. Jackson	Wright	Tr. McBride	Storment	Nouili	Brooks	Taylor	Wesley	Scott (WR)
Toledo	O'Brien	Kinsey	W. Jackson	Wright	Tr. McBride	Storment	Nouili	Brooks	Taylor	Wesley	Butler (TE)
at Utah State	O'Brien	Kinsey	Craig-Myers	Wright	Tr. McBride	Storment	Nouili	Brooks	Taylor	Wesley	Scott (WR)
San Diego State	O'Brien	McElroy	Craig-Myers	Wright	Tr. McBride	Storment	Nouili	Brooks	Taylor	Wesley	Butler (TE)
at New Mexico											
at Fresno State											
UNLV											
Air Force											
at Wyoming											
Boise State											

## DEFENSIVE GAME-BY-GAME STARTERS

OPPONENT	DE	DT	DT	DE	LB	LB	CB	S	S	CB	11
vs. Colorado	Bates	Hubbard	D. Phillips	Jones	McDonald	Folsom	Ajayi	Stewart	Hicks	Neal	Hawkins (NK)
Western Illinois	Bates	Paogofie	D. Phillips	Jones	D. Jackson	Folsom	Ajayi	Stewart	Hicks	Neal	Carter (LB)
at Arkansas	Bates	Hubbard	D. Phillips	Jones	D. Jackson	Folsom	Ajayi	Stewart	Hicks	Neal	Hawkins (NK)
Toledo	Bates	Hubbard	D. Phillips	Jones	D. Jackson	Folsom	Ajayi	Stewart	Hicks	Neal	Hawkins (NK)
at Utah State	Bates	Hubbard	D. Phillips	Jones	D. Jackson	Folsom	Ajayi	Stewart	Hicks	Neal	Cameron (NK)
San Diego State	Bates	Hubbard	D. Phillips	Jones	D. Jackson	Kamara	Ajayi	Stewart	Hicks	Neal	Carter (LB)
at New Mexico											
at Fresno State											
UNLV											
Air Force											
at Wyoming											
Boise State											



# Explosive PLAYS

Yds	Type	Player	Opp.	Qtr.
77	Pass	Kinsey Jr./Hill	WIU	1*
75	Pass	Wright/Hill	WIU	1*
75	Run	Kinsey Jr.	Ark.	1*
75	Pass	Wright/O'Brien	Ark.	3*
74	Run	Kinsey Jr.	Tol.	3*
65	Pass	Craig-Myers/O'Brien	USU	1
57	Pass	Wright/O'Brien	SDSU	1
45	Pass	Craig-Myers/O'Brien	Tol.	2
44	Ret.	Neal	USU	2*
41	Pass	Craig-Myers/O'Brien	SDSU	41
41	Run	Wright	CU	2*
40	Pass	Scott/Hill	WIU	2
39	Pass	Wright/Hill	CU	1*
37	Run	Kinsey Jr.	Tol.	1
35	Pass	Scott/O'Brien	USU	3
34	Run	McElroy	Ark.	1
33	Run	Wright	WIU	3*
32	Pass	Craig-Myers/O'Brien	USU	2
32	KR	Hawkins	Ark.	4
31	Pass	Kinsey Jr./Hill	CU	1
29	Pass	W. Jackson/Hill	CU	3
29	Pass	McCullough/O'Brien	WIU	4
29	Pass	Tr. McBride/O'Brien	Tol.	4
29	Run	Kinsey Jr.	Tol.	4
26	Run	Kinsey Jr.	Tol.	3
25	Pass	W. Jackson/O'Brien	Tol.	3
24	Run	Kinsey Jr.	WIU	1
23	Pass	Scott/O'Brien	Tol.	4
22	Pass	Wright/O'Brien	USU	1
22	Pass	Tr. McBride/Hill	CU	2
22	Pass	W. Jackson/O'Brien	Tol.	1
21	Pass	Wright/O'Brien	SDSU	2
21	Run	Kinsey Jr.	Ark.	2
20	Pass	Kinsey Jr./O'Brien	SDSU	4
20	Run	Wright	USU	2
20	Pass	Butler/O'Brien	Tol.	3
20	PR	Wright	WIU	2
19	Run	Kinsey Jr.	Ark.	1
18	Run	McElroy	WIU	4
15	Run	Collin Hill	CU	4
15	Run	O'Brien	Tol.	3
14	Run	Kinsey Jr.	Tol.	3*
13	Run	Kinsey Jr.	WIU	1
13	Run	Kinsey Jr.	Ark.	3
12	Run	Kinsey Jr.	Tol.	1

\* Indicates a touchdown-scoring play

## BY TYPE (TOUCHDOWNS)

Passing	23/4
Rushing	19/5
Defensive Return	1/1
Kickoff Return (30+)	1/0
Punt Return (15+)	1/0
<b>TOTALS</b>	<b>45 (10)</b>

## BY GAME

vs. Colorado	6
Western Illinois	9
at Arkansas	7
Toledo	13
at Utah State	6
San Diego State	4
at New Mexico	-
at Fresno State	-
UNLV	-
Air Force	-
at Wyoming	-
Boise State	-

## BY QUARTER

1st	15
2nd	10
3rd	11
4th	9

## PASSING

Patrick O'Brien 16 (75)  
Collin Hill 7 (77)

## RECEIVING

Dante Wright 6 (75)  
Nate Craig-Myers 4 (65)  
E.J. Scott 3 (40)  
Warren Jackson 3 (29)  
Marvin Kinsey Jr. 3 (77)  
Trey McBride 2 (29)  
Ty McCullough 1 (29)  
Cameron Butler 1 (20)

## RUSHING

Marvin Kinsey Jr. 12 (75)  
Dante Wright 3 (41)  
Marcus McElroy 2 (34)  
Collin Hill 1 (15)  
Patrick O'Brien 1 (15)

## DEFENSIVE RETURN

Andre Neal 1 (44)

## KICK RETURN (30+)

Anthony Hawkins 1 (32)

## PUNT RETURN (15+)

Dante Wright 1 (20)

## GAME-BY-GAME NOTABLES

Opponent	Captains	Coin Toss	Kick or Receive	First Poss.	Game Time	Game Length	Helmet Style	Jersey Color	Pants Color	Game Result
<b>vs. Colorado</b>	Prentice, Hicks, To. McBride, W. Jackson	Lost	Kick	TD	8:47	3:19	Green	White	Green	L, 31-52
<b>Western Illinois</b>	Prentice, Hicks, Jones, W. Jackson	Lost	Receive	TD	2:05	3:20	Green	Green	Gold	W, 38-13
<b>at Arkansas</b>	Prentice, Hicks, Hill, Jones	Lost	Receive	TD	3:01	3:29	Green	White	Green	L, 34-55
<b>Toledo</b>	Prentice, Hicks, W. Jackson, D. Jackson	Won	Receive	TD	8:20	4:14	Green	Orange	White	L, 35-41
<b>at Utah State</b>	Prentice, Hicks, Tr. McBride, D. Jackson	Won	Receive	Punt	6:00	3:37	White	White	White	L, 24-34
<b>San Diego State</b>	Jones, Neal, Tr. McBride, Carter	Won	Kick	Punt	8:05	3:26	White	Green	White	L, 10-24
<b>at New Mexico</b>										
<b>at Fresno State</b>										
<b>UNLV</b>										
<b>Air Force</b>										
<b>at Wyoming</b>										
<b>Boise State</b>										



# Big Play BREAKDOWN

## TURNOVERS

Opponent	Forced by CSU			Pts Off	Pts. Off Margin	Forced by Opponent			Pts Off
	Fum	INT	Tot			Fum	INT	Tot	
vs. Colorado	0	0	0	0	-17	2	2	4	17
Western Illinois	1	0	1	0	-3	2	0	2	3
at Arkansas	1	0	1	7	-3	2	0	2	10
Toledo	0	0	0	0	0	0	1	1	0
at Utah State	2	2	4	10	0	3	0	3	10
San Diego State	0	0	0	0	-14	1	3	4	14
at New Mexico	-	-	-	-	-	-	-	-	-
at Fresno State	-	-	-	-	-	-	-	-	-
UNLV	-	-	-	-	-	-	-	-	-
Air Force	-	-	-	-	-	-	-	-	-
at Wyoming	-	-	-	-	-	-	-	-	-
Boise State	-	-	-	-	-	-	-	-	-
<b>TOTAL</b>	<b>4</b>	<b>2</b>	<b>6</b>	<b>17</b>	<b>-37</b>	<b>10</b>	<b>6</b>	<b>16</b>	<b>54</b>

## CSU BIG PLAYS

Opponent	Rushing				Passing				Special Teams		Defensive Plays	
	15-19	20-29	30-39	40+	20-29	30-39	40-49	50+	Block	Ret. TD	INT	TD
vs. Colorado	1	0	0	1	2	2	0	0	0	0	0	0
Western Illinois	1	1	1	0	1	0	1	2	0	0	0	0
at Arkansas	1	1	1	1	0	0	0	1	0	0	0	0
Toledo	1	2	1	1	5	0	1	0	0	0	0	0
at Utah State	0	1	0	0	1	2	0	1	1	0	2	1
San Diego State	0	0	0	0	2	0	1	1	0	0	0	0
at New Mexico	-	-	-	-	-	-	-	-	-	-	-	-
at Fresno State	-	-	-	-	-	-	-	-	-	-	-	-
UNLV	-	-	-	-	-	-	-	-	-	-	-	-
Air Force	-	-	-	-	-	-	-	-	-	-	-	-
at Wyoming	-	-	-	-	-	-	-	-	-	-	-	-
Boise State	-	-	-	-	-	-	-	-	-	-	-	-
<b>TOTAL</b>	<b>4</b>	<b>5</b>	<b>3</b>	<b>3</b>	<b>11</b>	<b>4</b>	<b>3</b>	<b>5</b>	<b>1</b>	<b>0</b>	<b>2</b>	<b>1</b>

## OPPONENT BIG PLAYS

Opponent	Rushing				Passing				Special Teams		Defensive Plays	
	15-19	20-29	30-39	40+	20-29	30-39	40-49	50+	Block	Ret. TD	INT	TD
vs. Colorado	1	2	1	0	4	1	0	0	0	0	2	1
Western Illinois	0	0	0	1	1	1	0	0	0	0	0	0
at Arkansas	1	2	0	1	3	1	0	1	0	0	0	1
Toledo	2	3	2	2	1	0	0	1	0	0	1	0
at Utah State	1	0	0	0	0	2	1	0	0	0	0	1
San Diego State	0	0	0	0	1	0	1	0	0	0	3	0
at New Mexico	-	-	-	-	-	-	-	-	-	-	-	-
at Fresno State	-	-	-	-	-	-	-	-	-	-	-	-
UNLV	-	-	-	-	-	-	-	-	-	-	-	-
Air Force	-	-	-	-	-	-	-	-	-	-	-	-
at Wyoming	-	-	-	-	-	-	-	-	-	-	-	-
Boise State	-	-	-	-	-	-	-	-	-	-	-	-
<b>TOTAL</b>	<b>5</b>	<b>7</b>	<b>3</b>	<b>4</b>	<b>10</b>	<b>5</b>	<b>2</b>	<b>2</b>	<b>0</b>	<b>0</b>	<b>6</b>	<b>3</b>

## SCORING DRIVES

Opponent	No.	Plays	Yards	Time	TD Drives	Plays	Yards	Time
vs. Colorado	5	8.2	75.6	4:12	4	7.5	80.5	3:42
Western Illinois	6	5.2	59	2:27	5	4.6	63.6	2:03
at Arkansas	6	6.7	64.3	2:44	4	4.3	65.5	1:37
Toledo	6	7.3	72.5	4:21	4	6.5	73.3	2:14
at Utah State	3	6	33.7	2:06	2	7	49	2:39
San Diego State	2	5.0	63.0	2:16	1	3	74	1:00
at New Mexico	-	-	-	-	-	-	-	-
at Fresno State	-	-	-	-	-	-	-	-
UNLV	-	-	-	-	-	-	-	-
Air Force	-	-	-	-	-	-	-	-
at Wyoming	-	-	-	-	-	-	-	-
Boise State	-	-	-	-	-	-	-	-
<b>AVERAGE</b>	<b>4.7</b>	<b>6.6</b>	<b>61.4</b>	<b>3:01</b>	<b>3.3</b>	<b>5.5</b>	<b>67.7</b>	<b>2:12</b>



# The Last Time A RAM...

## PASSING

Pass Yards				
Stat	Individual	Total Opponent	Date	
500+	K.J. Carta-Samuels	537 Hawai'i	8/25/18	
450+	K.J. Carta-Samuels	537 Hawai'i	8/25/18	
400+	Patrick O'Brien	405 Toledo	9/21/19	
350+	Patrick O'Brien	405 Toledo	9/21/19	
300+	Patrick O'Brien	405 Toledo	9/21/19	

### Touchdown Passes

Stat	Individual	Total Opponent	Date	
6	Mark Driscoll	6 Nevada	10/19/74	
5	K.J. Carta-Samuels	5 Hawai'i	8/25/18	
4	Collin Hill	4 W. Illinois	9/7/19	

### Pass Attempts

Stat	Individual	Total Opponent	Date	
50+	Patrick O'Brien	52 Toledo	9/21/19	
40+	Patrick O'Brien	52 Toledo	9/21/19	
30+	Patrick O'Brien	52 Toledo	9/21/19	

### Pass Completions

Stat	Individual	Total Opponent	Date	
35+	Garrett Grayson	36 Boise St.	9/6/14	
30+	Patrick O'Brien	32 Toledo	9/21/19	
25+	Patrick O'Brien	32 Toledo	9/21/19	

### Completion Pct. (Min. 15 Attempts)

Stat	Individual	Total Opponent	Date	
85%+	Garrett Grayson	18-21 Wyoming	10/25/14	
80%+	Nick Stevens	26-32 SJSU	11/18/17	
75%+	Collin Hill	25-32 W Illinois	9/7/19	

## RECEIVING

Receiving Yards				
Stat	Individual	Total Opponent	Date	
250+	Michael Gallup	263 vs. Nevada	10/14/17	
200+	Preston Williams	248 at AFA	11/22/18	
150+	Preston Williams	248 at AFA	11/22/18	

### Touchdown Receptions

Stat	Individual	Total Opponent	Date	
4	Rashard Higgins	4 Tulsa	10/4/14	
3	Preston Williams	3 at AFA	11/22/18	

### Receptions

Stat	Individual	Total Opponent	Date	
14+	Jeff Champine	14 New Mexico	10/29/83	
12+	Warren Jackson	12 Toledo	9/21/19	
10+	Warren Jackson	12 Toledo	9/21/19	

### Long Reception

Stat	Individual	Total Opponent	Date	
90+	Ron Harris	94 UNC	9/24/77	
80+	Damon Morton	83 at UNLV	10/20/07	
70+	Dante Wright	75 Arkansas	9/14/19	

### Two Players with 100+ Receiving Yards

Preston Williams (154) & Warren Jackson (105) at Boise State, 10/19/18

## RUSHING

Rushing Yards				
Stat	Individual	Total Opponent	Date	
300+	Kapri Bibbs	312 Nevada	11/9/13	
250+	Kapri Bibbs	312 Nevada	11/9/13	
200+	Marvin Kinsey, Jr.	246 Toledo	9/21/19	
150+	Marvin Kinsey, Jr.	246 Toledo	9/21/19	

### Rush Attempts

Stat	Individual	Total Opponent	Date	
40+	Kyle Bell	40 vs. CU	9/1/07	
35+	Kapri Bibbs	38 at New Mexico	11/16/13	
30+	Dalyn Dawkins	32 Boise St.	11/11/17	

### Rush Touchdowns

Stat	Individual	Total Opponent	Date	
6	Kapri Bibbs	6 at New Mexico	11/16/13	
5	Dee Hart	5 New Mexico	11/22/14	
4	Dee Hart	5 New Mexico	11/22/14	
3	Dee Hart	5 New Mexico	11/22/14	

### Long Rush

Stat	Individual	Total Opponent	Date	
80+	Kapri Bibbs	85 Nevada	11/9/13	
50+	Marvin Kinsey Jr.	74 Toledo	9/21/19	

### Two Players Rush for 100+ Yards

Izzy Matthews (104) and Dalyn Dawkins (103) at San Diego State, 11/26/16

### Three Players Rush for 100+ Yards

Karvin Kinsey, Jr. (127), Izzy Matthews (107) and Dalyn Dawkins (102), New Mexico, 11/19/16

## DEFENSE

Tackles				
Stat	Individual	Total Opponent	Date	
25+	Eric Tippeconnic	27 at Arkansas	9/29/90	
20+	Adam Lancisero	20 at Utah	11/6/04	
15+	Tre Thomas	18 at AFA	11/22/18	
	Josh Watson	17 at AFA	11/22/18	

### Sacks

Stat	Individual	Total Opponent	Date	
4+	Guy Miller	4.5 UNLV	10/16/10	
3+	Jan-Philip Bombek	3.0 SJSU	10/6/18	

### Five Players Record A Sack

J. Buys (1.0), E. Hubbard (1.0), R. King (1.0), T. McBride (1.0), T. Thomas (1.0), vs. Colorado, 9/1/17

### Interception Returned for TD...

Andre Neal, 44 yards, at Utah State, 9/28/19

### Fumble Returned for TD...

Kevin Davis (0 yds), Savannah State, 9/5/15

### Forced Safety...

[Team], UTSA, 9/26/15

## TEAM

Total Offense			
Stat	Total	Opponent	Date
650+	694	Toledo	9/21/19
600+	694	Toledo	9/21/19
550+	694	Toledo	9/21/19
500+	694	Toledo	9/21/19

### Points Scored

Stat	Total	Opponent	Date
70+	76	at UTEP	10/27/73
60+	63	at SDSU	11/26/16
50+	52	Boise State	11/11/17
40+	42	SJSU	11/18/17

### Offensive Plays

Stat	Total	Yards	Opponent	Date
100+	109	626	Boise State	11/2/13
90+	90	694	Toledo	9/21/19
80+	90	694	Toledo	9/21/19

### Yards Per Play

Stat	Total	Opponent	Date
10.0+	10.3	at Hawai'i	9/30/17
9.0+	10.3	at Hawai'i	9/30/17
8.0+	8.5	W. Illinois	9/7/19

### Passes Intercepted

Stat	Total	Opponent	Date
6	6	West Virginia	11/18/78
5	5	at New Mexico	11/17/01
4	5	at New Mexico	11/17/01
3	3	Oregon State	8/26/17

### Sacks

Stat	Total	Opponent	Date
7	7	W. Illinois	9/7/19

### Forced Fumbles

Stat	Total	Opponent	Date
7	7	Wyoming	11/16/00

## SPECIAL TEAMS

### Kickoff Returned for TD...

Kevin Nutt, Jr. (96 yds) at Fresno State, 11/28/15

### Punt Returned for TD...

Robert Ruiz (91) at San Diego State, 11/26/16

### Blocked A Punt...

Troy Golden, at Utah State, 9/28/19

### Blocked A Field Goal...

DeAndre Elliott, at New Mexico, 11/21/15





# The Last Time AN OPPONENT...

## INDIVIDUAL

30 Rushing Attempts	36	Gerold Bright, Utah State, Sept. 28, 2019
200 Yards Rushing	228	Bryant Koback, Toledo, Sept. 21, 2019
150 Yards Rushing	179	Gerold Bright, Utah State, Sept. 28, 2019
4 Touchdowns Rushing	4	Tim McVey, Air Force; Nov. 12, 2016
3 Touchdowns Rushing	3	Bryant Koback, Toledo, Sept. 21, 2019
400 Yards Passing	404	Ty Gangi, Nevada; Nov. 10, 2018
350 Yards Passing	404	Ty Gangi, Nevada; Nov. 10, 2018
50 Pass Attempts	51	Joe Gray, San Jose State; Nov. 1, 2014
40 Pass Attempts	40	Josh Live, San Jose State; Oct. 6, 2018
35 Pass Attempts	35	Nick Starkel, Arkansas; Sept. 14, 2019
30 Pass Completions	31	Dru Brown, Hawai'i; Sept. 30, 2017
25 Pass Completions	28	Ty Gangi, Nevada; Nov. 10, 2018
20 Pass Completions	20	Nick Starkel, Arkansas; Sept. 14, 2019
4 Touchdown Passes	4	Ty Gangi, Nevada; Nov. 10, 2018
400 Yards Total Offense	411	Ty Gangi, Nevada; Nov. 10, 2018
300 Yards Total Offense	305	Nick Starkel, Arkansas; Sept. 14, 2019
10 Receptions	11	Laviska Shenault, Colorado; Aug. 31, 2018
200 Receiving Yards	208	Laviska Shenault, Colorado; Aug. 31, 2018
3 Touchdown Receptions	3	Kendal Keys, UNLV; Nov. 14, 2015
3 Field Goals Made	3	Ryan Meskell, Hawai'i; Aug. 25, 2018
2 Pass Interceptions	3	Luq Barcoo, SDSU; Oct. 5, 2019
50-Yard Field Goal	54	Connor Limpert, Arkansas; Sept. 14, 2019
60-Yard Punt	72	Bailey Flint, Toledo, Sept. 21, 2019
Kickoff Return For Touchdown	100	Savon Scarver, Utah State, Sept. 28, 2019
Punt Return For Touchdown	74	Kekaula Kaniho, Boise State; Oct. 19, 2018
Fumble Return For Touchdown	8	David Woodward, Utah State, Sept. 28, 2019
Interception Return For Touchdown	95	Aaron Wade, Utah State; Nov. 17, 2018
	32	Jontrell Rocquemore, Utah State; Nov. 17, 2018
Punt Block For Touchdown	0	Tyrie Cleveland, Florida; Sept. 15, 2018

## OPPONENT

## TEAM

		OPPONENT
30 First Downs	30	Air Force; Nov. 22, 2018
400 Yards Rushing	436	Toledo; Sept. 21, 2019
300 Yards Rushing	436	Toledo; Sept. 21, 2019
60 Rushing Attempts	67	Air Force; Nov. 22, 2018
50 Rushing Attempts	56	Utah State, Sept. 28, 2019
4 Rushing Touchdowns	4	Toledo; Sept. 21, 2019
400 Yards Passing	404	Nevada, Nov. 10, 2018
50 Pass Attempts	51	San Jose State; Nov. 1, 2014
40 Pass Attempts	45	Boise State; Nov. 11, 2017
30 Pass Completions	31	Hawai'i; Sept. 30, 2017
4 Touchdown Passes	4	Nevada, Nov. 10, 2018
600 Yards Total Offense	636	Nevada, Nov. 10, 2018
80 Total Plays	89	Utah State, Sept. 28, 2019
4 Turnovers Forced	4	Colorado; Aug. 30, 2019
0 Turnovers Given Up	0	Toledo; Sept. 21, 2019
2 Players In Game/100 Yards Rushing	2	Toledo; Sept. 21, 2019
3 Players In Game/100 Yards Rushing	3	Air Force; Sept. 30, 1989
2 Players In Game/100 Yards Receiving	2	Colorado; Aug. 31, 2018
100-yd. Rusher and 100-yd. Receiver		Illinois State; Sept. 22, 2018
100-yd. Rusher and 200-yd. Receiver		Colorado; Aug. 31, 2018
10 or Fewer First Downs	9	Northern Colorado; Sept. 10, 2011
4 Passes Had Intercepted	5	New Mexico; Nov. 17, 2001
100 Yards Or Fewer Rushing	91	San Diego State; Oct. 5, 2019
50 Yards Or Fewer Rushing	48	San Jose State; Oct. 6, 2018
300 Yards Or Fewer Total Offense	238	San Diego State; Oct. 5, 2019
Scored a Safety	1	San Jose State; Oct. 6, 2018
Blocked Punt	1	Florida; Sept. 15, 2018
Blocked Field Goal	1	North Dakota State, Sept. 8, 2012
2-Point Conversion	1	Hawai'i; Oct. 26, 2013
35:00 Time Of Possession	38:31	Air Force; Nov. 22, 2018
50 Points Scored	55	Arkansas, Sept. 14., 2019
Shutout	13-0	Utah State; Nov. 23, 2013
0 Points Scored 1st Quarter	0	New Mexico; Oct. 13, 2018
0 Points Scored, 1st Half	0	San Jose State; Oct. 6, 2018
0 Points Scored Through 3 Quarters	0	Fresno State; Nov. 5, 2016
0 Points Scored, 4th Quarter	0	Nevada, Nov. 10, 2018
0 Points Scored, 2nd Half	0	Colorado; Sept. 1, 2017

Drive **SUMMARIES**

<b>August 30 vs. Colorado</b>	<b>Qtr.</b>	<b>Time</b>	<b>Plays</b>	<b>Yds.</b>	<b>Elapsed</b>
Hill to Wright, 39 pass (Poduska kick)	1	6:42	6	80	2:41
Hill to Jackson, 8 pass (Poduska kick)	2	14:13	11	92	5:27
Wright, 41 rush (Poduska kick)	2	1:35	7	75	4:02
Poduska, 42 field goal	3	4:30	11	56	6:16
Hill to Butler, 13 pass (Poduska kick)	4	12:13	6	75	2:37

<b>September 7 vs. Western Illinois</b>	<b>Qtr.</b>	<b>Time</b>	<b>Plays</b>	<b>Yds.</b>	<b>Elapsed</b>
Hill to Wright, 75 pass (Poduska kick)	1	14:50	1	75	0:10
Hill to Kinsey, 77 pass (Poduska kick)	1	7:53	3	75	0:54
Hill to Scott, 10 pass (Poduska kick)	2	8:43	11	65	6:10
Hill to Kinsey, 14 pass (Poduska kick)	2	5:27	4	52	1:31
Wright, 33 rush (Davis kick)	3	8:45	4	49	1:30
Davis, 41 field goal	4	8:12	8	38	4:32

<b>September 14 at Arkansas</b>	<b>Qtr.</b>	<b>Time</b>	<b>Plays</b>	<b>Yds.</b>	<b>Elapsed</b>
Kinsey 75 run (Camper kick)	1	14:42	2	75	0:18
Hill to Jackson, 14 pass (Camper kick)	1	3:27	5	75	2:32
Hill 1 run (Camper kick)	2	7:31	5	40	1:55
Camper, 46 field goal	2	0:04	10	52	2:37
Camper, 21 field goal	3	5:45	15	72	7:22
O'Brien to Wright, 75 pass (Camper kick)	3	2:26	3	72	1:44

<b>September 21 vs. Toledo</b>	<b>Qtr.</b>	<b>Time</b>	<b>Plays</b>	<b>Yds.</b>	<b>Elapsed</b>
O'Brien to Jackson, 6 pass (Camper kick)	1	11:35	9	75	3:25
Camper, 40 field goal	2	12:48	8	55	2:19
Camper, 22 field goal	2	6:54	10	87	4:21
Kinsey 74 run (Camper kick)	3	13:21	2	72	0:53
Kinsey 14 run (Camper kick)	3	10:10	6	75	2:58
O'Brien 1 run (O'Brien to Wright)	4	4:33	9	71	1:42

<b>September 28 at Utah State</b>	<b>Qtr.</b>	<b>Time</b>	<b>Plays</b>	<b>Yds.</b>	<b>Elapsed</b>
Thomas 2 run (Camper kick)	1	7:14	6	18	2:03
Kinsey 1 run (Camper kick)	2	14:24	8	80	3:16
Camper, 45 field goal	3	13:43	4	3	1:01

<b>October 5 vs. San Diego State</b>	<b>Qtr.</b>	<b>Time</b>	<b>Plays</b>	<b>Yds.</b>	<b>Elapsed</b>
Camper, 36 field goal	1	4:21	7	52	3:32
O'Brien to Craig-Myers, 13 pass (Camper kick)	4	5:55	3	74	1:00

<b>October 11 at New Mexico</b>	<b>Qtr.</b>	<b>Time</b>	<b>Plays</b>	<b>Yds.</b>	<b>Elapsed</b>
-	-	-	-	-	-

<b>October 26 at Fresno State</b>	<b>Qtr.</b>	<b>Time</b>	<b>Plays</b>	<b>Yds.</b>	<b>Elapsed</b>
-	-	-	-	-	-

<b>November 2 vs. UNLV</b>	<b>Qtr.</b>	<b>Time</b>	<b>Plays</b>	<b>Yds.</b>	<b>Elapsed</b>
-	-	-	-	-	-

<b>November 16 vs. Air Force</b>	<b>Qtr.</b>	<b>Time</b>	<b>Plays</b>	<b>Yds.</b>	<b>Elapsed</b>
-	-	-	-	-	-

<b>November 22 at Wyoming</b>	<b>Qtr.</b>	<b>Time</b>	<b>Plays</b>	<b>Yds.</b>	<b>Elapsed</b>
-	-	-	-	-	-

<b>November 29 vs. Boise State</b>	<b>Qtr.</b>	<b>Time</b>	<b>Plays</b>	<b>Yds.</b>	<b>Elapsed</b>
-	-	-	-	-	-

**DRIVE SUPERLATIVES**

**Longest TD Drive (Yards)** - 92 yards vs. Colorado (Hill to Jackson, 8 pass)

**Shortest TD Drive (Yards)** - 40 yards at Arkansas (Hill, 1 rush)

**Longest TD Drive (Time)** - 5:27 vs. Colorado (Hill to Jackson, 8 pass)

**Shortest TD Drive (Time)** - 0:10 vs. Western Illinois (Hill to Wright, 75 pass)

**Most Plays on TD Drive** - 11 plays, three times

**Fewest Plays on TD Drive** - 1 play vs. Western Illinois (Hill to Wright, 75 pass)

# Game RECAPS

## GAME 1



Colorado State	7	14	3	7	--	31
Colorado	7	17	14	14	--	52

August 30, 2019 • Broncos Stadium at Mile High • Denver • 66,997

**DENVER** -- Colorado State turned the ball over four times (2 INT, 2 fumbles) and Colorado turned those takeaways into 17 points as the Buffaloes beat the Rams for the fifth-straight season.

Quarterback Collin Hill threw for 374 yards in his first season opener of his career, and true freshman wide receiver Dante Wright was sensational. The Navarra, Fla. native tallied a pair of touchdowns - rushing and receiving - and was the offensive star of the night for the Rams.

CSU allowed just three tackles for loss in 78 offensive plays and looked much improved over the 2018 unit. Freshman Nouredin Nouili became the first true freshman to start a season opener on the line in at least the past 30 years.

Defensively, Jamal Hicks led all CSU tacklers with 13 tackles. However, the unit allowed CU running back Alex Fontenot to rack up 125 yards and three touchdowns on 19 carries, part of 243 total rushing yards for the Buffs on the evening.

The game was the final match-up between the two rivals in Denver after 10 years.

### GAME BREAKDOWN

	CSU	CU
<b>FIRST DOWNS</b>	<b>27</b>	<b>23</b>
Rushing	8	11
Passing	18	10
Penalty	1	2
<b>NET YARDS RUSHING</b>	<b>131</b>	<b>243</b>
Rushing Attempts	31	40
Average Per Rush	4.2	6.1
Rushing Touchdowns	1	4
Yards Gained Rushing	164	247
Yards Lost Rushing	33	4
<b>NET YARDS PASSING</b>	<b>374</b>	<b>232</b>
Completions-Attempts-Int	31-47-2	13-20-0
Average Per Attempt	8.0	11.6
Average Per Completion	12.1	17.8
Passing Touchdowns	3	2
<b>TOTAL OFFENSE YARDS</b>	<b>505</b>	<b>475</b>
Total offense plays	78	60
Average Gain Per Play	6.5	7.9
<b>Fumbles: Number-Lost</b>	<b>3-2</b>	<b>0-0</b>
<b>Penalties: Number-Yards</b>	<b>6-64</b>	<b>4-43</b>
<b>PUNTS-YARDS</b>	<b>1-59</b>	<b>4-196</b>
Average Yards Per Punt	59.0	49.0
Net Yards Per Punt	53.0	44.2
Inside 20	0	1
50+ Yards	1	1
Touchbacks	0	0
Fair catch	0	1
<b>KICKOFFS-YARDS</b>	<b>6-405</b>	<b>9-560</b>
Average Yards Per Kickoff	67.5	62.2
Net Yards Per Kickoff	41.3	41.6
Touchbacks	5	5
Fair Catch Yards	0	17
<b>Punt returns: Number-Yards-TD</b>	<b>2-19-0</b>	<b>1-6-0</b>
Average Per Return	9.5	6.0
<b>Kickoff returns: Number-Yds-TD</b>	<b>3-61-0</b>	<b>1-32-0</b>
Average Per Return	20.3	32.0
<b>Interceptions: Number-Yds-TD</b>	<b>0-0-0</b>	<b>2-0-0</b>
<b>Fumble Returns: Number-Yds-TD</b>	<b>0-0-0</b>	<b>1-9-1</b>
<b>Miscellaneous Yards</b>	<b>0</b>	<b>0</b>
<b>Possession Time</b>	<b>32:55</b>	<b>27:05</b>
1st Quarter	5:45	9:15
2nd Quarter	10:01	4:59
3rd Quarter	8:23	6:37
4th Quarter	8:46	6:14
<b>Third-Down Conversions</b>	<b>5 of 12</b>	<b>3 of 9</b>
<b>Fourth-Down Conversions</b>	<b>2 of 4</b>	<b>1 of 1</b>
<b>Red-Zone Scores-Chances</b>	<b>3-4</b>	<b>4-4</b>
Touchdowns	2-4	4-4
Field goals	1-4	0-4
<b>Sacks By: Number-Yards</b>	<b>0-0</b>	<b>2-17</b>
<b>PAT Kicks</b>	<b>4-4</b>	<b>7-7</b>
<b>Field Goals</b>	<b>1-1</b>	<b>1-1</b>
<b>Points off turnovers</b>	<b>0</b>	<b>17</b>

### GAME NOTES

- **Captains:** S Jamal Hicks, DL Toby McBride, FB Adam Prentice, WR Warren Jackson
- **Coin Toss/Result:** Colorado won the coin toss (CSU had choice). Buffs elect to receive.
- **Denver Farewell:** The game marked the final Rocky Mountain Showdown in Denver, where CSU posted a 6-13 record. Next year the game will be played at Canvas Stadium (Saturday, Sept. 5).
- **True starter:** Nouredin Nouili became the first true freshman offensive lineman to start a game since Blaine Saipaia did in 1996. Saipaia started the fourth game of the season that year against UNLV. He was one of five true freshmen projected to start the season opener for their team this year, the only one in the Group of 5.
- **More Truth:** Kyle Helbig, Christian Hunter, Ty McCullough and Brandon Crossley also made appearances on offense, marking four true freshmen to play for the Rams.
- **First Time Starters:** On defense, Jalen Bates, Logan Stewart, Andre Neal and Tron Folsom made their first starts as Rams. On offense, Dante Wright and T.J. Stormont joined Nouili.
- **First Time Rams:** In addition to Folsom, Bates, Stewart, Neal, Nouili, Stormont, Hunter, Crossley, McCullough, Helbig and Wright, Jaylen Thomas, Maxwell Poduska and Marshaun Cameron all made their first appearances in a CSU uniform.
- **Points:** The 83 points were the most scored in a single game in the series.
- Dante Wright became the first true freshman to score twice in a game for the Rams since Warren Jackson did against Alabama in 2017, and the first to score in a season opener since Joe Hansley in 2012.

### SCORING SUMMARY

Team	Qtr	Time	Scoring Play	Pl.	TOP	Score
COLO	1st	9:30	Harris 1 pass from Montez (Stefanou kick)	10-75	5:30	0-7
CSU	1st	6:42	WRIGHT, D. 39 yd pass from HILL, C. (PODUSKA kick)	6-80	2:41	7-7
COLO	2nd	14:13	Stefanou, James 41 yd field goal	8-56	3:14	7-10
CSU	2nd	8:39	JACKSON, W. 8 yd pass from HILL, C. (PODUSKA kick)	11-92	5:27	14-10
COLO	2nd	5:37	Mangham, Jaren 5 yd run (Stefanou kick)	6-75	3:02	14-17
CSU	2nd	1:35	WRIGHT, D. 41 yd run (PODUSKA kick)	7-75	4:02	21-17
COLO	2nd	0:25	Shenault 25 yd pass from Montez (Stefanou kick)	6-75	1:10	21-24
COLO	3rd	13:47	Fontenot, Alex 7 yd run (Stefanou kick)	3-27	0:54	21-31
CSU	3rd	4:30	PODUSKA, M. 42 yd field goal	11-56	6:16	24-31
COLO	3rd	0:00	Fontenot, Alex 14 yd run (Stefanou kick)	9-68	4:20	24-38
CSU	4th	12:13	BUTLER, C. 13 yd pass from HILL, C. (PODUSKA kick)	6-75	2:37	31-38
COLO	4th	9:16	Fontenot, Alex 22 yd run (Stefanou kick)	6-75	2:57	31-45
COLO	4th	3:57	Johnson, Mustaf 9 yd fumble recovery (Stefanou kick)	--	--	31-52

### STATISTICS LEADERS

#### Colorado State

PASSING	C-A-I	Yds	TD	Long	Sack
Hill	31-47-2	374	3	39	2

RUSHING	No.	Gain	Loss	Net	TD	LG	Avg.
Wright, D.	3	59	0	59	1	41	19.7
Kinsey Jr., M.	12	41	0	41	0	10	3.4
Thomas, J.	7	29	0	29	0	9	4.1
Hunter, C.	3	10	0	10	0	5	3.3
Hill, C.	4	25	17	8	0	15	2.0
TEAM	2	0	16	-16	0	0	-8.0
<b>TOTALS</b>	<b>31</b>	<b>164</b>	<b>33</b>	<b>131</b>	<b>1</b>	<b>41</b>	<b>4.2</b>

RECEIVING	No.	Yds	TD	Long
Jackson, W.	8	87	1	29
Kinsey Jr., M.	5	69	0	31
Wright, D.	4	72	1	39
Mcbride, Tr.	4	52	0	22
Thomas, J.	3	28	0	17
Prentice, A.	2	20	0	14
Hall, N.	2	18	0	9
Butler, C.	2	17	1	13
Scott, E.J.	1	11	0	11
<b>TOTALS</b>	<b>31</b>	<b>374</b>	<b>3</b>	<b>39</b>

#### Colorado

PASSING	C-A-I	Yds	TD	Long	Sack
Montez, Steven	13-20-0	232	2	38	0

RUSHING	No.	Gain	Loss	Net	TD	LG	Avg.
Fontenot, Alex	19	127	2	125	3	32	6.6
Mangham, Jaren	11	42	2	40	1	12	3.6
Montez, Steven	5	39	0	39	0	19	7.8
Shenault, Lavis	3	35	0	35	0	23	11.7
Smith, Deion	2	4	0	4	0	3	2.0
<b>TOTALS</b>	<b>40</b>	<b>247</b>	<b>4</b>	<b>243</b>	<b>4</b>	<b>32</b>	<b>6.1</b>

RECEIVING	No.	Yds	TD	Long
Brown, Tony	3	71	0	38
Shenault, Lavis	3	48	1	25
Russell, Brady	2	44	0	27
Nixon, K.D.	2	29	0	19
Harris, Jalen	2	24	1	23
Stanley, Dimitr	1	16	0	16
<b>TOTALS</b>	<b>13</b>	<b>232</b>	<b>2</b>	<b>38</b>





# GAME 2



Western Illinois	3	3	0	7	--	13
Colorado State	14	14	7	3	--	38

September 7, 2019 • Canvas Stadium • Fort Collins, Colo. • 24,453

**FORT COLLINS, Colo. (AP)** -- Collin Hill had two long touchdown passes in the first quarter and two more scoring passes before halftime as Colorado State pounded Western Illinois, 38-13 in its home opener on Saturday.

The Rams let the season opener at Colorado slip away by turning the ball over four times. This time they forced Western Illinois into four turnovers en route to their first win. Hill wasted no time getting Colorado State on the board, dropping back on the first play from scrimmage and finding Dante Wright behind the Western Illinois secondary for a 75-yard scoring play 10 seconds into the game.

Less than a minute after Nathan Erickson kicked a 32-yard field goal to cut the Leathernecks' deficit to 7-3, Hill found Marvin Kinsey Jr. on a short pass that the senior broke for a 75-yard catch and run for a touchdown.

Hill hit E.J. Scott with a 10-yard touchdown pass in the second quarter and followed that with a 14-yard toss to Kinsey that made it 28-6 at intermission. Hill finished 25 of 32 for 367 yards passing and had four touchdowns without an interception. Kinsey carried 13 times for 89 yards and pulled in two passes for 91 yards and two scores.

## GAME BREAKDOWN

	WIU	CSU
<b>FIRST DOWNS</b>	<b>12</b>	<b>25</b>
Rushing	3	11
Passing	7	14
Penalty	2	0
<b>NET YARDS RUSHING</b>	<b>64</b>	<b>189</b>
Rushing Attempts	28	36
Average Per Rush	2.3	5.2
Rushing Touchdowns	0	1
Yards Gained Rushing	119	205
Yards Lost Rushing	55	16
<b>NET YARDS PASSING</b>	<b>151</b>	<b>396</b>
Completions-Attempts-Int	22-37-0	26-33-0
Average Per Attempt	4.1	12.0
Average Per Completion	6.9	15.2
Passing Touchdowns	1	4
<b>TOTAL OFFENSE YARDS</b>	<b>215</b>	<b>585</b>
Total offense plays	65	69
Average Gain Per Play	3.3	8.5
<b>Fumbles: Number-Lost</b>	<b>1-1</b>	<b>4-2</b>
<b>Penalties: Number-Yards</b>	<b>8-35</b>	<b>8-97</b>
<b>PUNTS-YARDS</b>	<b>7-326</b>	<b>3-139</b>
Average Yards Per Punt	46.6	46.3
Net Yards Per Punt	39.1	44.0
Inside 20	3	0
50+ Yards	2	1
Touchbacks	1	0
Fair catch	0	1
<b>KICKOFFS-YARDS</b>	<b>4-175</b>	<b>6-387</b>
Average Yards Per Kickoff	43.8	64.5
Net Yards Per Kickoff	26.5	38.2
Touchbacks	2	4
Fair Catch Yards	0	0
<b>Punt returns: Number-Yards-TD</b>	<b>1-7-0</b>	<b>5-32-0</b>
Average Per Return	7.0	6.4
<b>Kickoff returns: Number-Yards-TD</b>	<b>2-58-0</b>	<b>1-19-0</b>
Average Per Return	29.0	19.0
<b>Interceptions: Number-Yards-TD</b>	<b>0-0-0</b>	<b>0-0-0</b>
<b>Fumble Returns: Number-Yards-TD</b>	<b>0-0-0</b>	<b>0-0-0</b>
<b>Miscellaneous Yards</b>	<b>0</b>	<b>0</b>
<b>Possession Time</b>	<b>29:32</b>	<b>30:28</b>
1st Quarter	8:33	6:27
2nd Quarter	4:25	10:35
3rd Quarter	10:25	4:35
4th Quarter	6:09	8:51
<b>Third-Down Conversions</b>	<b>4 of 16</b>	<b>8 of 14</b>
<b>Fourth-Down Conversions</b>	<b>1 of 3</b>	<b>0 of 0</b>
<b>Red-Zone Scores-Chances</b>	<b>1-1</b>	<b>2-2</b>
Touchdowns	0-1	2-2
Field goals	1-1	0-2
<b>Sacks By: Number-Yards</b>	<b>1-8</b>	<b>7-53</b>
<b>PAT Kicks</b>	<b>1-1</b>	<b>5-5</b>
<b>Field Goals</b>	<b>2-2</b>	<b>1-4</b>
<b>Points off turnovers</b>	<b>3</b>	<b>0</b>

## GAME NOTES

- **Captains:** Jamal Hicks, Warren Jackson, Manny Jones, Adam Prentice
- **Home Openers:** With the win, the Rams are 71-44-5 (.617) in home openers, 3-1 at Canvas Stadium and 4-1 under head coach Mike Bobo. The top coaches in terms of winning percentage in home openers with at least five games: Bob Davis (8-1, .888), Sonny Lubick (12-3, .800), Bobo (4-1, .800) and Harry Hughes (18-9-3, .650)
- **FCS foes:** Since 1993, Colorado State is 16-2 against FCS opponents. Bobo is now 4-1.
- **Quick Strike:** CSU scored on the first play of the game, a 75-yard TD pass from QB Collin Hill to WR Dante Wright. The last time the Rams had a one-play scoring drive was Oct. 28, 2017, when WR Michael Gallup caught a 55-yard scoring pass from QB Nick Stevens.
- The last time CSU opened a game with a touchdown was a 100-yard kickoff return by Dexter Wynn vs. San Diego State on Oct. 28, 2000. Wynn was recently elected to the 2019 CSU Athletics Hall of Fame.
- **First Start:** Joctavis Phillips made his first start, replacing Nouredin Nouili at left guard.
- **Sack Attack:** The last time CSU recorded seven sacks was at Utah State on Oct. 7, 2017.
- **A Winning Lead:** The last time CSU led a game during all four quarters was at Utah State on Oct. 7, 2017.
- **True Freshman:** Three more first-year players saw game action, S Caleb Blake, DE Cian Quiroga and LB Tavian Brown.

## SCORING SUMMARY

Team	Qtr	Time	Scoring Play	Pl.	TOP	Score
CSU	1st	14:50	WRIGHT, D. 75 yd pass from HILL, C. (Poduska kick)	1-75	0:10	0-7
WIU	1st	08:52	Erickson, N. 32 yd field goal	6-10	1:43	3-7
CSU	1st	07:53	KINSEY JR., M. 77 yd pass from HILL, C. (Poduska kick)	3-75	0:54	3-14
WIU	2nd	14:53	Erickson, N. 44 yd field goal	6-42	2:25	6-14
CSU	2nd	08:43	SCOTT, E.J. 10 yd pass from HILL, C. (Poduska kick)	11-65	6:10	6-21
CSU	2nd	05:27	KINSEY JR., M. 14 yd pass from HILL, C. (Poduska kick)	4-52	1:31	6-28
CSU	3rd	08:45	WRIGHT, D. 33 yd run (Davis kick)	4-49	1:30	6-35
CSU	4th	08:12	DAVIS, B. 41 yd field goal	8-38	4:32	6-38
WIU	4th	05:52	Tate, T. 26 yd pass from Sampson, C. (Erickson kick)	5-85	2:15	13-38

## STATISTICS LEADERS

### Colorado State

PASSING	C-A-I	Yds	TD	Long	Sack
Hill, C.	25-32-0	367	4	77	0
O'Brien, P.	1-1-0	29	0	29	0
McCoy, J.	0-0-0	0	0	0	1
<b>TOTALS</b>	<b>26-33-0</b>	<b>396</b>	<b>4</b>	<b>77</b>	<b>1</b>

RUSHING	No.	Gain	Loss	Net	TD	LG	Avg.
Kinsey Jr., M.	13	91	2	89	0	24	6.8
Wright, D.	1	33	0	33	1	33	33.0
McElroy, M.	7	31	0	31	0	18	4.4
Thomas, J.	5	27	0	27	0	10	5.4
Hunter, cC	4	7	0	7	0	4	1.8
McCoy, J.	2	11	8	3	0	11	1.5
Hill, C.	4	5	6	-1	0	3	-0.2
<b>TOTALS</b>	<b>36</b>	<b>205</b>	<b>16</b>	<b>189</b>	<b>1</b>	<b>33</b>	<b>5.2</b>

RECEIVING	No.	Yds	TD	Long
Wright, D.	7	111	1	75
Jackson, W.	7	55	0	16
Scott, E.J.	4	63	1	40
McBride, Tr.	3	23	0	14
Kinsey Jr., M.	2	91	2	77
McCullough, T.	1	29	0	29
Walker, J.	1	16	0	16
Hunter, C.	1	8	0	8
<b>TOTALS</b>	<b>26</b>	<b>396</b>	<b>4</b>	<b>77</b>

### Western Illinois

PASSING	C-A-I	Yds	TD	Long	Sack
Sampson, Connor	22-37-0	151	1	34	7

RUSHING	No.	Gain	Loss	Net	TD	LG	Avg.
Walker, Kendon	9	66	1	65	0	42	7.2
Ratkovich, C.	7	32	0	32	0	9	4.6
Tate, Tony	4	21	3	18	0	10	4.5
Drake, Jared	1	0	0	0	0	0	0.0
Sampson, Connor	7	0	51	-51	0	0	-7.3
<b>TOTALS</b>	<b>28</b>	<b>119</b>	<b>55</b>	<b>64</b>	<b>0</b>	<b>42</b>	<b>2.3</b>

RECEIVING	No.	Yds	TD	Long
Ratkovich, C.	5	23	0	15
Houston, Dennis	4	50	0	34
Tate, Tony	4	45	1	26
Angel, Gabe	3	19	0	9
Carrera, Eric	3	12	0	5
Wahee, George	1	2	0	2
Drake, Jared	1	1	0	1
Walker, Kendon	1	-1	0	0
<b>TOTALS</b>	<b>22</b>	<b>151</b>	<b>1</b>	<b>34</b>

# Game RECAPS

## GAME 3



Colorado State	14	10	10	0	--	34
Arkansas	24	3	7	21	--	55
September 14, 2019 • Razorback Stadium • Fayetteville, Ark. • 55,583						

**FAYETTEVILLE** -- After trailing by as many as 14, Colorado State rallied to tie the game at 34-all heading into the fourth quarter, but an injury on a low-hit to quarterback Collin Hill derailed any comeback effort by the Rams.

Arkansas scored three times in the fourth quarter of the offensive driven football game including a 25-yard fumble recovery, the second fumble of the day by CSU's Marvin Kinsey, to ice the game in the final minutes.

Backup quarterback Patrick O'Brien was 7-of-10 for 106 yards in limited snaps including a 75-yard touchdown pass to freshman sensation Dante Wright. It was Wright's fifth touchdown in three games and the second consecutive game with a 75-yard touchdown reception.

Kinsey opened the game with a bang in his first career start when, on the second play from scrimmage, he tore through the Razorback line and raced nearly untouched 75 yards for the score. It was the longest rush of his career.

### GAME BREAKDOWN

	CSU	ARK
<b>FIRST DOWNS</b>	18	23
Rushing	10	8
Passing	6	13
Penalty	2	2
<b>NET YARDS RUSHING</b>	220	215
Rushing Attempts	38	35
Average Per Rush	5.8	6.1
Rushing Touchdowns	2	3
Yards Gained Rushing	252	227
Yards Lost Rushing	32	12
<b>NET YARDS PASSING</b>	205	305
Completions-Attempts-Int	20-33-0	20-35-0
Average Per Attempt	6.2	8.7
Average Per Completion	10.2	15.2
Passing Touchdowns	2	3
<b>TOTAL OFFENSE YARDS</b>	425	520
Total offense plays	71	70
Average Gain Per Play	6.0	7.4
<b>Fumbles: Number-Lost</b>	2-2	2-1
<b>Penalties: Number-Yards</b>	4-51	5-49
<b>PUNTS-YARDS</b>	6-285	4-176
Average Yards Per Punt	47.5	44.0
Net Yards Per Punt	46.0	39.0
Inside 20	1	0
50+ Yards	2	1
Touchbacks	0	1
Fair catch	2	3
<b>KICKOFFS-YARDS</b>	7-325	10-572
Average Yards Per Kickoff	46.4	57.2
Net Yards Per Kickoff	37.7	39.9
Touchbacks	1	5
Fair Catch Yards	13	62
<b>Punt returns: Number-Yards-TD</b>	0-0-0	3-9-0
Average Per Return	0.0	3.0
<b>Kickoff returns: Number-Yards-TD</b>	2-48-0	1-36-0
Average Per Return	24.0	36.0
<b>Interceptions: Number-Yards-TD</b>	0-0-0	0-0-0
<b>Fumble Returns: Number-Yards-TD</b>	0-0-0	1-25-1
<b>Miscellaneous Yards</b>	0	0
<b>Possession Time</b>	33:56	26:04
1st Quarter	6:59	8:01
2nd Quarter	7:54	7:06
3rd Quarter	9:36	5:24
4th Quarter	9:27	5:33
<b>Third-Down Conversions</b>	4 of 14	6 of 12
<b>Fourth-Down Conversions</b>	0 of 0	0 of 0
<b>Red-Zone Scores-Chances</b>	3-3	4-4
Touchdowns	2-3	3-4
Field goals	1-3	1-4
<b>Sacks By: Number-Yards</b>	1-4	3-25
<b>PAT Kicks</b>	4-4	7-7
<b>Field Goals</b>	2-3	2-2
<b>Points off turnovers</b>	7	10

### GAME NOTES

- **Captains:** Collin Hill, Adam Prentice, Rashad Ajayi, Manny Jones
- **Attendance:** 55,583 at Razorback Stadium in Fayetteville, Ark.
- **Down South:** Saturday marked the fourth time the Rams played at Arkansas. The Rams are now 0-4 with the 55-34 loss. The Rams are now 2-14 all-time against SEC teams, 1-13 on the road and 3-14 overall if you include Missouri, currently in the SEC. CSU is 1-1 against the Tigers, playing them before they joined the conference.
- **On the Run:** Led by Marvin Kinsey Jr, the Rams rushed for 220 against Arkansas. Their previous best was 189 vs. Western Illinois. It was the most for the team since 301 against San Jose State in 2017.
- **Marvin Kinsey Jr.:** Tied his career long rush with a 75-yard scoring run on the second play of the game. Did it first against New Mexico in (11/19/16)
- It led to the second 100-yard rushing game of his career (also against New Mexico, 11/19/16), finishing with 180 yards. He had 148 at the end of the first half, 110 in the first quarter.
- Kinsey's total came on a career-best 20 carries.
- **Cayden Camper:** The true freshman walk-on saw his first action, kicking the extra point following Kinsey Jr.'s TD run in the first.
- Made his first career field goal attempt, good from 46 yards out with :04 remaining in the first half. It is the longest FG for a Ram this season. - He is the third CSU kicker to have made a FG this season. His 21-yarder in the third quarter made him the only Ram to have made two FGs this season. He was later wide left from 50 yards out in the fourth.

### SCORING SUMMARY

Team	Qtr	Time	Scoring Play	Pl.	TOP	Score
CSU	1st	14:42	KINSEY JR., M. 75 yd run (Camper kick)	2-75	0:18	7-0
AR	1st	13:00	Trey Knox 24 yd pass from Nick Starkel (Limpert kick)	5-75	1:42	7-7
AR	1st	07:54	Harrell 14 yd pass from Nick Starkel (Limpert kick)	11-82	3:34	7-14
AR	1st	05:59	Rakeem Boyd 59 yd run (Limpert kick)	2-75	0:20	7-21
CSU	1st	03:27	JACKSON, W. 14 yd pass from HILL, C. (Camper kick)	5-75	2:32	14-21
AR	1st	01:02	Connor Limpert 54 yd field goal	6-28	2:25	14-24
AR	2nd	11:41	Connor Limpert 22 yd field goal	9-34	3:13	14-27
CSU	2nd	07:31	HILL, C. 1 yd run (Camper kick)	5-40	1:55	21-27
CSU	2nd	00:04	CAMPER, C. 46 yd field goal	10-52	2:37	24-27
AR	3rd	13:07	Rakeem Boyd 4 yd run (Limpert kick)	8-75	1:53	24-34
CSU	3rd	05:45	CAMPER, C. 21 yd field goal	15-72	7:22	27-34
CSU	3rd	02:26	WRIGHT, D. 75 yd pass from O'BRIEN, P. (Camper kick)	3-72	1:44	34-34
AR	4th	08:52	Devwah Whaley 5 yd run (Limpert kick)	9-68	2:43	34-41
AR	4th	05:32	C. O'Grady 62 yd pass from Nick Starkel (Limpert kick)	4-74	2:10	34-48
AR	4th	03:31	L. Bishop 25 yd fumble recovery (Limpert kick)			34-55

### STATISTICS LEADERS

#### Colorado State

PASSING	C-A-I	Yds	TD	Long	Sack
Hill, C.	13-23-0	99	1	19	1
O'Brien, P.	7-10-0	106	1	75	2
<b>TOTALS</b>	<b>20-33-0</b>	<b>205</b>	<b>2</b>	<b>75</b>	<b>3</b>

RUSHING	No.	Gain	Loss	Net	TD	LG	Avg.
Kinsey Jr., M.	20	185	5	180	1	75	9.0
Mcelroy, M.	6	48	0	48	0	34	8.0
Wright, D.	2	5	0	5	0	4	2.5
Thomas, J.	2	2	0	2	0	2	1.0
Hill, C.	2	1	8	-7	1	1	-3.5
O'Brien, P.	6	11	19	-8	0	4	-1.3
<b>TOTALS</b>	<b>38</b>	<b>252</b>	<b>32</b>	<b>220</b>	<b>2</b>	<b>75</b>	<b>5.8</b>

RECEIVING	No.	Yds	TD	Long
Wright, D.	4	97	1	75
Jackson, W.	4	53	1	19
Mcbride, Tr.	3	22	0	10
Kinsey Jr., M.	3	3	0	7
Butler, C.	2	8	0	7
Prentice, A.	2	7	0	5
Scott, E.J.	1	8	0	8
McElroy, M.	1	7	0	7
<b>TOTALS</b>	<b>20</b>	<b>205</b>	<b>2</b>	<b>75</b>

#### Arkansas

PASSING	C-A-I	Yds	TD	Long	Sack
Nick Starkel	20-35-0	305	3	62	1

RUSHING	No.	Gain	Loss	Net	TD	LG	Avg.
Rakeem Boyd	20	127	5	122	2	59	6.1
Devwah Whaley	9	81	0	81	1	25	9.0
Chase Hayden	2	17	0	17	0	15	8.5
De'Vion Warren	1	2	0	2	0	2	2.0
Team	2	0	3	-3	0	0	-1.5
Nick Starkel	1	0	4	-4	0	0	-4.0
<b>TOTALS</b>	<b>35</b>	<b>227</b>	<b>12</b>	<b>215</b>	<b>3</b>	<b>59</b>	<b>6.1</b>

RECEIVING	No.	Yds	TD	Long
Trey Knox	6	90	1	24
Treyton Burks	4	92	0	38
C. O'Grady	3	74	1	62
Chase Hayden	2	12	0	6
Mike Woods	2	10	0	6
Chase Harrell	1	14	1	14
Tyson Morris	1	9	0	9
De'Vion Warren	1	4	0	4
<b>TOTALS</b>	<b>20</b>	<b>305</b>	<b>3</b>	<b>62</b>



## GAME 4



<b>Toledo</b>	<b>7</b>	<b>7</b>	<b>21</b>	<b>6</b>	<b>--</b>	<b>41</b>
<b>Colorado State</b>	<b>7</b>	<b>6</b>	<b>14</b>	<b>8</b>	<b>--</b>	<b>35</b>

September 21, 2019 • Canvas Stadium • Fort Collins, Colo. • 24,464

**FORT COLLINS** -- Colorado State ended each half with a long pass completion to the two-yard line, and ultimately came up short at home on Ag Day, falling to Toledo 41-35.

In his first career start, Patrick O'Brien threw for 405 yards on 32-of-52 passing with one touchdown. O'Brien's performance was aided by a career-high 246 rushing yards by Marvin Kinsey, Jr., including his third consecutive game with a 74-yard or better scoring play.

After a tight first half, the Rams were overpowered on the ground in the second half of the frame. As part of 436 total yards on the ground, Toledo tailback Bryant Koback posted 228 yards and three touchdowns on the ground.

CSU tallied the second-most yards in school history in a single game, 694 total yards of offense, but untimely penalties and in-ability to get touchdowns in the redzone proved to be the difference. The Rams finished non-conference play at 1-3.

### GAME BREAKDOWN

	TOLEDO	CSU
<b>FIRST DOWNS</b>	20	36
Rushing	16	10
Passing	2	21
Penalty	2	5
<b>NET YARDS RUSHING</b>	436	289
Rushing Attempts	46	36
Average Per Rush	9.5	8.0
Rushing Touchdowns	4	3
Yards Gained Rushing	438	295
Yards Lost Rushing	2	6
<b>NET YARDS PASSING</b>	111	405
Completions-Attempts-Int	6-15-0	32-54-1
Average Per Attempt	7.4	7.5
Average Per Completion	18.5	12.7
Passing Touchdowns	1	1
<b>TOTAL OFFENSE YARDS</b>	547	694
Total offense plays	61	90
Average Gain Per Play	9.0	7.7
<b>Fumbles: Number-Lost</b>	0-0	0-0
<b>Penalties: Number-Yards</b>	10-100	11-82
<b>PUNTS-YARDS</b>	6-312	4-193
Average Yards Per Punt	52.0	48.2
Net Yards Per Punt	50.0	39.2
Inside 20	3	1
50+ Yards	3	2
Touchbacks	1	1
Fair catch	1	0
<b>KICKOFFS-YARDS</b>	8-518	7-455
Average Yards Per Kickoff	64.8	65.0
Net Yards Per Kickoff	39.1	40.0
Touchbacks	6	7
Fair Catch Yards	0	0
<b>Punt returns: Number-Yards-TD</b>	3-16-0	1--8-0
Average Per Return	5.3	-8.0
<b>Kickoff returns: Number-Yds-TD</b>	0-0-0	2-55-0
Average Per Return	0.0	27.5
<b>Interceptions: Number-Yds-TD</b>	1-0-0	0-0-0
<b>Fumble Returns: Number-Yds-TD</b>	0-0-0	0-0-0
<b>Miscellaneous Yards</b>	0	0
<b>Possession Time</b>	26:23	33:37
1st Quarter	7:54	7:06
2nd Quarter	5:26	9:34
3rd Quarter	4:41	10:19
4th Quarter	8:22	6:38
<b>Third-Down Conversions</b>	3 of 13	5 of 15
<b>Fourth-Down Conversions</b>	2 of 2	2 of 2
<b>Red-Zone Scores-Chances</b>	4-4	5-6
Touchdowns	2-4	3-6
Field goals	2-4	2-6
<b>Sacks By: Number-Yards</b>	1-1	0-0
<b>PAT Kicks</b>	5-5	3-3
<b>Field Goals</b>	2-2	2-3
<b>Points off turnovers</b>	0	0

### GAME NOTES

- **Captains:** Jamal Hicks, Adam Prentice, Warren Jackson, Dequan Jackson
- **Series:** Colorado State is now 1-2 against Toledo and 1-1 at home.
- **Non-Conference play:** Colorado State heads into Mountain West play with a 1-3 mark. This is the fifth time in the past 10 seasons the Rams have gone 1-3 in non-conference play. Only once in that span have the Rams had a winning record in non-conference play (4-0, 2014).
- **600 Club:** For the third game this season, Colorado State's offense surpassed 500 yards of total offense, the 21st time in coach Mike Bobo's tenure. The Rams finished with 694 yards, the best total under Bobo and second in school history.
- **200 Club:** Toledo's Bryant Koback rushed for 228 yards in the game, the first opponent to do so since Air Force's Cole Fagan (260) the final game of 2018. Quarterback Mitchell Guadagni surpassed the century mark 119, making the Rockets the first team since Wyoming in 2018 to have two players rush for more than 100 yards in a game. Toledo rushed for more than 400 yards, as a team 436, becoming the first team to do so since Air Force in 2017.
- **Patrick O'Brien:** Made his first collegiate start after four appearances at Nebraska and two with Colorado State. He threw his first collegiate touchdown pass to end the first drive, a 6-yard connection with Warren Jackson.

### SCORING SUMMARY

Team	Qtr	Time	Scoring Play	Pl.	TOP	Score
CSU	1st	11:35	JACKSON, W. 6 yd pass from O'BRIEN, P. (Camper kick)	9-75	3:25	0-7
TOLEDO	1st	04:45	KOBACK, B. 8 yd pass from GUADAGNI, M. (Davis kick)	9-60	4:06	7-7
CSU	2nd	12:48	CAMPER, C. 40 yd field goal	8-55	2:19	7-10
CSU	2nd	06:54	CAMPER, C. 22 yd field goal	10-87	4:21	7-13
TOLEDO	2nd	06:22	GUADAGNI, M. 8 yd run (Davis kick)	3-75	0:32	14-13
TOLEDO	3rd	14:22	KOBACK, Bryant 37 yd run (Davis kick)	3-75	0:38	21-13
TOLEDO	3rd	13:21	KINSEY JR., M. 74 yd run (Camper kick)	2-72	0:53	21-20
TOLEDO	3rd	13:08	KOBACK, Bryant 75 yd run (Davis kick)	1-75	0:13	28-20
CSU	3rd	10:10	KINSEY JR., M. 14 yd run (Camper kick)	6-75	2:58	28-27
TOLEDO	3rd	08:39	KOBACK, Bryant 47 yd run (Davis kick)	5-75	1:31	35-27
TOLEDO	4th	06:20	DAVIS, Evan 34 yd field goal	11-63	4:20	38-27
CSU	4th	04:33	O'BRIEN, P. 1 yd run (Wright pass)	9-71	1:42	38-35
TOLEDO	4th	00:31	DAVIS, Evan 23 yd field goal	10-69	4:02	41-35

### STATISTICS LEADERS

#### Colorado State

PASSING	C-A-I	Yds	TD	Long	Sack
O'Brien, P.	32-52-1	405	1	45	1
TEAM	0-2-0	0	0	0	0
<b>TOTALS</b>	<b>32-54-1</b>	<b>405</b>	<b>1</b>	<b>45</b>	<b>1</b>

RUSHING	No.	Gain	Loss	Net	TD	LG	Avg.
Kinsey Jr., M.	23	249	3	246	2	74	10.7
O'Brien, P.	6	28	1	27	1	15	4.5
Thomas, J.	2	10	0	10	0	8	5.0
McElroy, M.	4	8	0	8	0	4	2.0
Wright, D.	1	0	2	-2	0	0	-2.0
<b>TOTALS</b>	<b>36</b>	<b>295</b>	<b>6</b>	<b>289</b>	<b>3</b>	<b>74</b>	<b>8.0</b>

RECEIVING	No.	Yds	TD	Long
Jackson, W.	12	132	1	25
Wright, D.	6	70	0	16
Craig-Myers, N.	5	88	0	45
Mcbride, Tr.	3	42	0	29
Butler, C.	3	41	0	20
Scott, E.J.	2	30	0	23
Kinsey Jr., M.	1	2	0	2
<b>TOTALS</b>	<b>20</b>	<b>205</b>	<b>2</b>	<b>75</b>

#### Toledo

PASSING	C-A-I	Yds	TD	Long	Sack
Guadagni, M.	6-15-0	111	1	56	0

RUSHING	No.	Gain	Loss	Net	TD	LG	Avg.
Koback, Bryant	19	228	0	228	3	75	12.0
Guadagni, M.	12	119	0	119	1	22	9.9
Seymour, Shakif	14	72	2	70	0	35	5.0
Maddox, Devin	1	19	0	19	0	19	19.0
<b>TOTALS</b>	<b>46</b>	<b>438</b>	<b>2</b>	<b>436</b>	<b>4</b>	<b>75</b>	<b>9.5</b>

RECEIVING	No.	Yds	TD	Long
Mitchell, Bryce	3	69	0	56
McKinley-Lewis	1	29	0	29
Koback, Bryant	1	8	1	8
Rosi, Drew	1	5	0	5
<b>TOTALS</b>	<b>6</b>	<b>111</b>	<b>1</b>	<b>56</b>



Game **RECAPS****GAME 5**

Colorado State	7	14	3	0	--	24
Utah State	7	17	3	7	--	34

September 28, 2019 • Maverik Stadium • Logan, Utah • 20,017

**LOGAN, Utah** -- CSU fell in its Mountain West opener despite winning the turnover battle for the first time in the 2019 season. The Rams benefitted from an interception return for touchdown as well as a blocked punt in the first half, but an inability to establish the running game proved to be the difference in the contest.

In a steady downpour for much of the game, both offenses were hampered in their ability to throw the football with any consistent success. However, the Aggies and quarterback Jordan Love were able to pull away with a steady dose of running back Gerold Bright.

Two fourth-quarter turnovers by the Rams led to the deciding points. Receiver E.J. Scott was stripped of the football following a long gain near midfield, but the CSU defense held Utah State to only a field goal late in the third quarter.

With under 10 minutes remaining in the fourth, the Rams were set to mount a long drive from inside their own 10 yard line, but running back Marvin Kinsey was held up in a pile long enough for USU's David Woodward to strip the football and recover it for a touchdown.

**GAME BREAKDOWN**

	CSU	USU
<b>FIRST DOWNS</b>	11	25
Rushing	3	18
Passing	6	6
Penalty	2	1
<b>NET YARDS RUSHING</b>	79	240
Rushing Attempts	35	56
Average Per Rush	2.3	4.3
Rushing Touchdowns	2	0
Yards Gained Rushing	100	251
Yards Lost Rushing	21	11
<b>NET YARDS PASSING</b>	217	204
Completions-Attempts-Int	14-30-0	17-33-2
Average Per Attempt	7.2	6.2
Average Per Completion	15.5	12.0
Passing Touchdowns	0	2
<b>TOTAL OFFENSE YARDS</b>	296	444
Total offense plays	65	89
Average Gain Per Play	4.6	5.0
<b>Fumbles: Number-Lost</b>	3-3	2-2
<b>Penalties: Number-Yards</b>	6-41	6-30
<b>PUNTS-YARDS</b>	8-351	7-220
Average Yards Per Punt	43.9	31.4
Net Yards Per Punt	44.1	26.4
Inside 20	2	4
50+ Yards	2	0
Touchbacks	0	1
Fair catch	0	3
<b>KICKOFFS-YARDS</b>	5-216	7-405
Average Yards Per Kickoff	43.2	57.9
Net Yards Per Kickoff	23.2	40.3
Touchbacks	0	4
Fair Catch Yards	0	48
<b>Punt returns: Number-Yards-TD</b>	2-15-0	1--2-0
Average Per Return	7.5	-2.0
<b>Kickoff returns: Number-Yards-TD</b>	1-23-0	1-100-1
Average Per Return	23.0	100.0
<b>Interceptions: Number-Yards-TD</b>	2-44-1	0-0-0
<b>Fumble Returns: Number-Yards-TD</b>	0-0-0	1-8-1
<b>Miscellaneous Yards</b>	0	0
<b>Possession Time</b>	28:59	31:01
1st Quarter	11:09	3:51
2nd Quarter	6:31	8:29
3rd Quarter	6:26	8:34
4th Quarter	4:53	10:07
<b>Third-Down Conversions</b>	4 of 16	8 of 18
<b>Fourth-Down Conversions</b>	0 of 2	1 of 1
<b>Red-Zone Scores-Chances</b>	2-2	1-3
Touchdowns	2-2	0-3
Field goals	0-2	1-3
<b>Sacks By: Number-Yards</b>	1-4	1-13
<b>PAT Kicks</b>	3-3	4-4
<b>Field Goals</b>	1-2	2-2
<b>Points off turnovers</b>	10	10

**GAME NOTES**

- **Captains:** Jamal Hicks, Trey McBride, Adam Prentice, Dequan Jackson
- **Coin Toss/Result:** Won (called)/Receive
- **Mountain West Openers:** Colorado State is now 7-14 in MW openers, 1-4 under coach Mike Bobo and 1-6 when opening on the road. No CSU coach has a winning record when it comes to starting MW play. Steve Fairchild was 2-2, Sonny Lubick 4-5 and Jim McElwain was 0-3.
- **Blocked:** Troy Golden recorded the first blocked punt for the Rams since Jakob Buys did it against Nevada in 2014. Golden broke through the wall in the first quarter, setting up CSU's first touchdown.
- **Turnovers:** Colorado State entered the game with only two turnovers created on the season. In the first half, the Rams forced a fumble, blocked a punt and notched an interception. They added two more in the second half on an interception and a fumble recovery.
- **CB Andre Neal:** Recorded the first interception of the season for the Rams in the second quarter
- Returned it 44 yards for a touchdown, the first pick-six since Rashad Ajayi returned one 55 yard against San Jose State on Oct. 6, 2018.

**SCORING SUMMARY**

Team	Qtr	Time	Scoring Play	Pl.	TOP	Score
CSU	1st	7:14	THOMAS, J. 2 yd run (Camper kick)	6-18	2:03	7-0
USU	1st	7:01	SCARVER, Savon 100 yd kickoff return (Eberle kick)			7-7
CSU	2nd	14:24	KINSEY JR., M. 1 yd run (Camper kick)	8-80	3:16	14-7
USU	2nd	13:00	THOMPSON, D. 37 yd pass from LOVE, Jordan (Eberle kick)	6-72	1:24	14-14
CSU	2nd	10:03	NEAL, A. 44 yd interception return (Camper kick)			21-14
USU	2nd	06:41	EBERLE, Dominik 42 yd field goal	9-49	3:22	21-17
USU	2nd	01:08	REPP, Caleb 40 yd pass from LOVE, Jordan (Eberle kick)	10-82	3:26	21-24
CSU	3rd	13:43	CAMPER, C. 45 yd field goal	4-3	1:01	24-24
USU	3rd	02:57	EBERLE, Dominik 48 yd field goal	6-22	1:59	24-27
USU	4th	09:32	WOODWARD, David 8 yd fumble recovery (Eberle kick)			24-34

**STATISTICS LEADERS****Colorado State**

PASSING	C-A-I	Yds	TD	Long	Sack
O'Brien, P.	14-30-0	217	0	65	1

RUSHING	No.	Gain	Loss	Net	TD	LG	Avg.
Kinsey Jr., M.	22	73	3	70	1	11	3.2
Wright, D.	2	20	1	19	0	20	9.5
Thomas, J.	4	3	1	2	1	2	0.5
McElroy, M.	2	1	0	1	0	1	0.5
O'Brien, P.	5	3	16	-13	0	3	-2.6
<b>TOTALS</b>	<b>35</b>	<b>100</b>	<b>21</b>	<b>79</b>	<b>2</b>	<b>20</b>	<b>2.3</b>

RECEIVING	No.	Yds	TD	Long
Wright, D.	6	60	0	22
Craig-Myers, N.	3	97	0	65
Scott, E.J.	2	40	0	35
Kinsey Jr., M.	1	10	0	10
McBride, Tr.	1	6	0	6
McElroy, M.	1	4	0	4
<b>TOTALS</b>	<b>14</b>	<b>217</b>	<b>0</b>	<b>65</b>

**Utah State**

PASSING	C-A-I	Yds	TD	Long	Sack
Love, Jordan	17-33-2	204	2	40	1

RUSHING	No.	Gain	Loss	Net	TD	LG	Avg.
Bright, Gerold	36	179	0	179	0	15	5.0
Love, Jordan	11	53	9	44	0	11	4.0
Warren, Jaylen	5	15	0	15	0	5	3.0
Burt, Riley	2	4	0	4	0	4	2.0
TEAM	2	0	2	-2	0	0	-1.0
<b>TOTALS</b>	<b>56</b>	<b>251</b>	<b>11</b>	<b>240</b>	<b>0</b>	<b>15</b>	<b>4.3</b>

RECEIVING	No.	Yds	TD	Long
Repp, Caleb	3	60	1	40
Thompkins, D.	3	55	1	37
Scarver, Savon	3	14	0	6
Mariner, Siasoi	2	40	0	34
Bright, Gerold	2	19	0	19
Nathan, Jordan	2	2	0	4
Warren, Jaylen	1	9	0	9
Terrell, Carson	1	5	0	5
<b>TOTALS</b>	<b>17</b>	<b>204</b>	<b>2</b>	<b>40</b>



# GAME 6



<b>San Diego State</b>	<b>3</b>	<b>7</b>	<b>7</b>	<b>7</b>	<b>--</b>	<b>24</b>
<b>Colorado State</b>	<b>3</b>	<b>0</b>	<b>0</b>	<b>7</b>	<b>--</b>	<b>10</b>

October 5, 2019 • Canvas Stadium • Fort Collins, Colo. • 29,767

**FORT COLLINS** -- Colorado State was unable to get anything going offensively on Saturday as the Aztecs picked off three consecutive CSU passes and held the Rams to just 18 yards on the ground.

The Rams fell to their 10th-straight FBS opponent in the annual Homecoming game.

SDSU quarterback Ryan Agnew was efficient and steady, completing 16-of-20 passes for three touchdowns including two to receiver Kobe Smith on either side of halftime. CSU's Patrick O'Brien, in his third career start, found Dante Wright for a 57-yard completion, the longest reception of the season the Aztecs have allowed, but the big play offense of the Rams was held otherwise in check.

Colorado State's defense, which had allowed its first three FBS opponents of the season to tally more than 41 points, held SDSU to just 24 and allowed just 91 rushing yards as a part of a season-low 238 total yards to an FBS foe.

## GAME BREAKDOWN

	SDSU	CSU
<b>FIRST DOWNS</b>	14	13
Rushing	6	2
Passing	7	8
Penalty	1	3
<b>NET YARDS RUSHING</b>	91	18
Rushing Attempts	43	25
Average Per Rush	2.1	0.7
Rushing Touchdowns	0	0
Yards Gained Rushing	126	55
Yards Lost Rushing	35	37
<b>NET YARDS PASSING</b>	147	217
Completions-Attempts-Int	16-20-0	19-32-3
Average Per Attempt	7.3	6.8
Average Per Completion	9.2	11.4
Passing Touchdowns	3	1
<b>TOTAL OFFENSE YARDS</b>	238	235
Total offense plays	63	57
Average Gain Per Play	3.8	4.1
<b>Fumbles: Number-Lost</b>	0-0	1-1
<b>Penalties: Number-Yards</b>	7-55	5-33
<b>PUNTS-YARDS</b>	8-356	5-258
Average Yards Per Punt	44.5	51.6
Net Yards Per Punt	43.9	44.6
Inside 20	3	1
50+ Yards	3	3
Touchbacks	0	1
Fair catch	3	2
<b>KICKOFFS-YARDS</b>	5-300	3-136
Average Yards Per Kickoff	60.0	45.3
Net Yards Per Kickoff	40.0	26.0
Touchbacks	4	1
Fair Catch Yards	0	0
<b>Punt returns: Number-Yards-TD</b>	2-15-0	3-5-0
Average Per Return	7.5	1.7
<b>Kickoff returns: Number-Yards-TD</b>	2-33-0	0-0-0
Average Per Return	16.5	0.0
<b>Interceptions: Number-Yards-TD</b>	3-5-0	0-0-0
<b>Fumble Returns: Number-Yards-TD</b>	0-0-0	0-0-0
<b>Miscellaneous Yards</b>	0	0
<b>Possession Time</b>	29:49	24:16
1st Quarter	8:17	6:43
2nd Quarter	5:22	9:38
3rd Quarter	9:13	5:47
4th Quarter	6:57	2:08
<b>Third-Down Conversions</b>	3 of 14	4 of 13
<b>Fourth-Down Conversions</b>	1 of 2	0 of 2
<b>Red-Zone Scores-Chances</b>	4-4	2-3
Touchdowns	3-4	1-3
Field goals	1-4	1-3
<b>Sacks By: Number-Yards</b>	4-19	4-24
<b>PAT Kicks</b>	3-3	1-1
<b>Field Goals</b>	1-1	1-1
<b>Points off turnovers</b>	14	0

## GAME NOTES

- **Captains:** Emmanuel Jones, Trey McBride, Cam'ron Carter, Andre Neal
- **Series:** Colorado State now trails in the series 21-14
- **Fresh start:** True freshman linebacker Mohamed Kamara made his first career start, becoming the fourth first-year player to start a game for the Rams this season (WR Dante Wright, LG Nouredin Nouili, K Cayden Camper). Kamara logged five tackles and 1.5 tackles-for-loss.
- **Behind the Chains:** Colorado State finished with 12 tackles-for-loss, a season high. The previous best was 10 vs. Western Illinois. The figure included four sacks, doubling their total for the year against FBS competition. They had two prior (seven vs. Western Illinois).
- **QB Patrick O'Brien:** Finished 18-of-28 passing for 209 yards with one touchdown and one interception.
- It was his third game with a touchdown pass at Colorado State.
- **Jamal Hicks:** Tied his career high 15 tackles in a game. He set this record for the first time on Nov. 22, 2018, against Air Force.
- **LB Cam'ron Carter:** Recorded his first collegiate sack in the first quarter, sharing it with DL Jan-Phillip Bombek.
- Surpassed his career high with eight tackles in a game. His previous career high of seven tackles were against Wyoming (Oct. 26, 2018) and Utah State (Sept. 28, 2019).

## SCORING SUMMARY

Team	Qtr	Time	Scoring Play	Pl.	TOP	Score
SDSU	1st	11:37	ARAIZA, Matt 22 yd field goal	7-61	3:23	3-0
CSU	1st	04:21	CAMPER, C. 36 yd field goal	7-52	3:32	3-3
SDSU	2nd	12:19	SMITH, Kobe 8 yd pass from AGNEW (Araiza kick)	6-46	2:42	10-3
SDSU	3rd	13:35	SMITH, Kobe 8 yd pass from AGNEW (Araiza kick)	3-11	1:19	17-3
SDSU	4th	13:07	WASHINGTON, J. 3 yd pass from AGNEW (Araiza kick)	5-39	2:22	24-3
CSU	4th	05:55	CRAIG-MYERS 13 yd pass from O'BRIEN (Camper kick)	3-74	1:00	24-10

## STATISTICS LEADERS

### Colorado State

PASSING	C-A-I	Yds	TD	Long	Sack
O'Brien, P.	19-30-1	217	1	57	4
McCoy, J.	0-2-2	0	0	0	0
<b>TOTALS</b>	<b>19-32-3</b>	<b>217</b>	<b>1</b>	<b>57</b>	<b>4</b>

RUSHING	No.	Gain	Loss	Net	TD	LG	Avg.
McElroy, M.	11	36	3	33	0	11	3.0
Wright, D.	1	3	0	3	0	3	3.0
Hunter, C.	2	3	0	3	0	3	1.5
Kinsey Jr., M.	6	7	15	-8	0	4	-1.3
O'Brien, P.	5	6	19	-13	0	6	-2.6
<b>TOTALS</b>	<b>25</b>	<b>55</b>	<b>37</b>	<b>18</b>	<b>0</b>	<b>11</b>	<b>0.7</b>

RECEIVING	No.	Yds	TD	Long
Wright, D.	6	80	0	57
Craig-Myers, N.	4	68	1	41
Kinsey Jr., M.	3	33	0	20
Hall, N.	2	24	0	19
Hunter, C.	2	0	0	4
Prentice, A.	1	7	0	7
McBride, Tr.	1	5	0	5
<b>TOTALS</b>	<b>19</b>	<b>217</b>	<b>1</b>	<b>57</b>

### San Diego State

PASSING	C-A-I	Yds	TD	Long	Sack
Agnew, Ryan	16-20-0	147	3	42	4

RUSHING	No.	Gain	Loss	Net	TD	LG	Avg.
Washington, J.	22	86	1	85	0	14	3.9
Bell, Chance	3	13	0	13	0	8	4.3
Jasmin, Chase	2	11	0	11	0	10	5.5
Busbee, Bj	1	2	0	2	0	2	2.0
Byrd, Jordan	9	10	10	0	0	4	0.0
Agnew, Ryan	6	4	24	-20	0	3	-3.3
<b>TOTALS</b>	<b>43</b>	<b>126</b>	<b>35</b>	<b>91</b>	<b>0</b>	<b>14</b>	<b>2.1</b>

RECEIVING	No.	Yds	TD	Long
Smith, Kobe	7	101	2	42
Washington, J.	2	17	1	14
Matthews, Jesse	2	16	0	8
Bell, Chance	2	6	0	10
Houston, Parker	1	7	0	7
Richardson, I.	1	5	0	5
Byrd, Jordan	1	-5	0	0
<b>TOTALS</b>	<b>16</b>	<b>147</b>	<b>3</b>	<b>42</b>

The Automated ScoreBook  
Colorado State Game Results (as of Oct 06, 2019)  
All games

Date	Opponent	Score	Overall	Conference	Time	Attend
Aug 30, 2019	vs Colorado	L 31-52	0-1	0-0	3:19	66997
Sep 07, 2019	WESTERN ILLINOIS	W 38-13	1-1	0-0	3:20	24453
Sep 14, 2019	at Arkansas	L 34-55	1-2	0-0	3:29	55583
Sep 21, 2019	TOLEDO	L 35-41	1-3	0-0	4:14	24464
* Sep 28, 2019	at Utah State	L 24-34	1-4	0-1	3:37	20017
* Oct 05, 2019	SAN DIEGO STATE	L 10-24	1-5	0-2	3:26	29767



The Automated ScoreBook  
 Colorado State Overall Team Statistics (as of Oct 06, 2019)  
 All games

Team Statistics	CSU	OPP
SCORING	172	219
Points Per Game	28.7	36.5
Points Off Turnovers	17	54
FIRST DOWNS	130	117
Rushing	44	62
Passing	73	45
Penalty	13	10
RUSHING YARDAGE	926	1289
Yards gained rushing	1071	1408
Yards lost rushing	145	119
Rushing Attempts	201	248
Average Per Rush	4.6	5.2
Average Per Game	154.3	214.8
TDs Rushing	9	11
PASSING YARDAGE	1814	1150
Comp-Att-Int	142-229-6	94-160-2
Average Per Pass	7.9	7.2
Average Per Catch	12.8	12.2
Average Per Game	302.3	191.7
TDs Passing	11	12
TOTAL OFFENSE	2740	2439
Total Plays	430	408
Average Per Play	6.4	6.0
Average Per Game	456.7	406.5
KICK RETURNS: #-Yards	9-206	7-259
PUNT RETURNS: #-Yards	13-63	11-51
INT RETURNS: #-Yards	2-44	6-5
KICK RETURN AVERAGE	22.9	37.0
PUNT RETURN AVERAGE	4.8	4.6
INT RETURN AVERAGE	22.0	0.8
FUMBLES-LOST	13-10	5-4
PENALTIES-Yards	40-368	40-312
Average Per Game	61.3	52.0
PUNTS-Yards	27-1285	36-1586
Average Per Punt	47.6	44.1
Net punt average	44.2	40.1
KICKOFFS-Yards	34-1924	43-2530
Average Per Kick	56.6	58.8
Net kick average	35.7	38.9
TIME OF POSSESSION/Game	30:42	28:19
3RD-DOWN Conversions	30/84	27/82
3rd-Down Pct	36%	33%
4TH-DOWN Conversions	4/10	6/9
4th-Down Pct	40%	67%
SACKS BY-Yards	13-85	12-83
MISC YARDS	0	0
TOUCHDOWNS SCORED	21	27
FIELD GOALS-ATTEMPTS	8-14	10-10
ON-SIDE KICKS	1-1	0-0
RED-ZONE SCORES	(17-20) 85%	(18-20) 90%
RED-ZONE TOUCHDOWNS	(12-20) 60%	(12-20) 60%
PAT-ATTEMPTS	(20-20) 100%	(27-27) 100%
ATTENDANCE	78684	75600
Games/Avg Per Game	3/26228	2/37800
Neutral Site Games		1/66997

Score by Quarters	1st	2nd	3rd	4th	OT	Total
Colorado State	52	58	37	25	0	172
Opponents	51	54	52	62	0	219

The Automated ScoreBook  
Colorado State Overall Individual Statistics (as of Oct 06, 2019)  
All games

Rushing	g	att	gain	loss	net	avg	td	lg	avg/g
KINSEY JR., M.	6	96	646	28	618	6.4	4	75	103.0
McELROY, M.	5	30	124	3	121	4.0	0	34	24.2
WRIGHT, D.	6	10	120	3	117	11.7	2	41	19.5
THOMAS, J.	5	20	71	1	70	3.5	1	10	14.0
HUNTER, C.	5	9	20	0	20	2.2	0	5	4.0
McCOY, J.	2	2	11	8	3	1.5	0	11	1.5
HILL, C.	3	10	31	31	0	0.0	1	15	0.0
O'BRIEN, P.	5	22	48	55	-7	-0.3	1	15	-1.4
TEAM	3	2	0	16	-16	-8.0	0	0	-5.3
Total	6	201	1071	145	926	4.6	9	75	154.3
Opponents	6	248	1408	119	1289	5.2	11	75	214.8

Passing	g	effic	comp	att	in	pct	yds	td	lg	avg/g
O'BRIEN, P.	5	130.66	73	123	2	59.3	974	3	75	194.8
HILL, C.	3	158.78	69	102	2	67.6	840	8	77	280.0
McCOY, J.	2	-200.0	0	2	2	0.0	0	0	0	0.0
TEAM	3	0.00	0	2	0	0.0	0	0	0	0.0
Total	6	139.16	142	229	6	62.0	1814	11	77	302.3
Opponents	6	141.38	94	160	2	58.7	1150	12	62	191.7

Receiving	g	no.	yds	avg	td	lg	avg/g
WRIGHT, D.	6	33	490	14.8	3	75	81.7
JACKSON, W.	4	31	327	10.5	3	29	81.8
KINSEY JR., M.	6	15	208	13.9	2	77	34.7
McBRIDE, Tr.	6	15	150	10.0	0	29	25.0
CRAIG-MYERS, N.	3	12	253	21.1	1	65	84.3
SCOTT, E.J.	5	10	152	15.2	1	40	30.4
BUTLER, C.	6	7	66	9.4	1	20	11.0
PRENTICE, A.	6	5	34	6.8	0	14	5.7
HALL, N.	2	4	42	10.5	0	19	21.0
THOMAS, J.	5	3	28	9.3	0	17	5.6
HUNTER, C.	5	3	8	2.7	0	8	1.6
McELROY, M.	5	2	11	5.5	0	7	2.2
McCULLOUGH, T.	4	1	29	29.0	0	29	7.2
WALKER, J.	3	1	16	16.0	0	16	5.3
Total	6	142	1814	12.8	11	77	302.3
Opponents	6	94	1150	12.2	12	62	191.7

Punt Returns	no.	yds	avg	td	lg
WRIGHT, D.	11	56	5.1	0	20
CAMERON, M.	1	-3	-3.0	0	0
GOLDEN, T.	1	10	10.0	0	0
Total	13	63	4.8	0	20
Opponents	11	51	4.6	0	15

Interceptions	no.	yds	avg	td	lg
NEAL, A.	1	44	44.0	1	44
BAILEY, K.	1	0	0.0	0	0
Total	2	44	22.0	1	44
Opponents	6	5	0.8	0	5

Kick Returns	no.	yds	avg	td	lg
HAWKINS, A.	8	190	23.8	0	32
HUNTER, C.	1	16	16.0	0	16
Total	9	206	22.9	0	32
Opponents	7	259	37.0	1	100

Fumble Returns	no.	yds	avg	td	lg
Total	0	0	0.0	0	0
Opponents	3	42	14.0	3	25

The Automated ScoreBook  
 Colorado State Overall Individual Statistics (as of Oct 06, 2019)  
 All games

Scoring	td	fg	PAT				dx	saf	pts
			kick	rush	rcv	pass			
KINSEY JR., M.	6	-	-	-	-	-	-	36	
WRIGHT, D.	5	-	-	-	1	-	-	32	
CAMPER, C.	-	6-9	11-11	-	-	-	-	29	
JACKSON, W.	3	-	-	-	-	-	-	18	
PODUSKA, M.	-	1-3	8-8	-	-	-	-	11	
HILL, C.	1	-	-	-	-	-	-	6	
BUTLER, C.	1	-	-	-	-	-	-	6	
O'BRIEN, P.	1	-	-	-	-	1-1	-	6	
THOMAS, J.	1	-	-	-	-	-	-	6	
CRAIG-MYERS, N.	1	-	-	-	-	-	-	6	
SCOTT, E.J.	1	-	-	-	-	-	-	6	
NEAL, A.	1	-	-	-	-	-	-	6	
DAVIS, B.	-	1-2	1-1	-	-	-	-	4	
Total	21	8-14	20-20	-	1	1-1	-	172	
Opponents	27	10-10	27-27	-	-	-	-	219	

Total Offense	g	plays	rush	pass	total	avg/g
O'BRIEN, P.	5	145	-7	974	967	193.4
HILL, C.	3	112	0	840	840	280.0
KINSEY JR., M.	6	96	618	0	618	103.0
McELROY, M.	5	30	121	0	121	24.2
WRIGHT, D.	6	10	117	0	117	19.5
THOMAS, J.	5	20	70	0	70	14.0
HUNTER, C.	5	9	20	0	20	4.0
McCOY, J.	2	4	3	0	3	1.5
TEAM	3	4	-16	0	-16	-5.3
Total	6	430	926	1814	2740	456.7
Opponents	6	408	1289	1150	2439	406.5

Field Goals	fg	pct.	01-19	20-29	30-39	40-49	50-99	lg	blk
PODUSKA, M.	1-3	33.3	0-0	0-0	0-0	1-3	0-0	42	0
DAVIS, B.	1-2	50.0	0-0	0-0	0-0	1-1	0-1	41	0
CAMPER, C.	6-9	66.7	0-0	2-2	1-2	3-3	0-2	46	0

Punting	no.	yds	avg	lg	tb	fc	i20	50+	blk
STONEHOUSE, R.	27	128	47.6	64	2	5	5	11	0
Total	27	128	47.6	64	2	5	5	11	0
Opponents	36	158	44.1	72	4	11	14	10	1

FG Sequence	Colorado State	Opponents
Colorado	(42)	(41)
Western Illinois	49,61,43,(41)	(32),(44)
Arkansas	(46),(21),50	(54),(22)
Toledo	(40),(22),35	(34),(23)
Utah State	51,(45)	(42),(48)
San Diego State	(36)	(22)

Kickoffs	no.	yds	avg	tb	ob	retn	net	ydIn
DAVIS, B.	33	191	58.0	18	0			
CAMPER, C.	1	10	10.0	0	0			
Total	34	192	56.6	18	0	37	0	35.7 29
Opponents	43	253	58.8	26	1	22	9	38.9 26

Numbers in (parentheses) indicate field goal was made.

The Automated ScoreBook  
 Colorado State Overall Individual Statistics (as of Oct 06, 2019)  
 All games

All Purpose	g	rush	rcv	pr	kr	ir	total	avg/g
KINSEY JR.,	6	618	208	0	0	0	826	137.7
WRIGHT, D.	6	117	490	56	0	0	663	110.5
JACKSON,	4	0	327	0	0	0	327	81.8
CRAIG-MYE	3	0	253	0	0	0	253	84.3
HAWKINS, A.	6	0	0	0	190	0	190	31.7
SCOTT, E.J.	5	0	152	0	0	0	152	30.4
McBRIDE, Tr.	6	0	150	0	0	0	150	25.0
McELROY, M	5	121	11	0	0	0	132	26.4
THOMAS, J.	5	70	28	0	0	0	98	19.6
BUTLER, C.	6	0	66	0	0	0	66	11.0
HUNTER, C.	5	20	8	0	16	0	44	8.8
NEAL, A.	6	0	0	0	0	44	44	7.3
HALL, N.	2	0	42	0	0	0	42	21.0
PRENTICE,	6	0	34	0	0	0	34	5.7
McCULLOUC	4	0	29	0	0	0	29	7.2
WALKER, J.	3	0	16	0	0	0	16	5.3
GOLDEN, T.	6	0	0	10	0	0	10	1.7
McCOY, J.	2	3	0	0	0	0	3	1.5
CAMERON,	6	0	0	-3	0	0	-3	-0.5
O'BRIEN, P.	5	-7	0	0	0	0	-7	-1.4
TEAM	3	-16	0	0	0	0	-16	-5.3
Total	6	926	1814	63	206	44	3053	508.8
Opponents	6	1289	1150	51	259	5	2754	459.0



The Automated ScoreBook  
Colorado State Overall Defensive Statistics (as of Oct 06, 2019)  
All games

#	Defensive Leaders	gp	Tackles				tfl/yds	Sacks no-yds	Pass defense			Fumbles		blkd	
			ua	a	tot				int-yds	brup	qbh	rcv-yds	ff	kick	saf
7	HICKS, J.	6	29	25	54	1.5-2	.	.	2	.	.	.	.	.	
37	STEWART, L.	6	23	14	37	0.5-2	.	.	1	.	.	.	.	.	
5L	JACKSON, D.	6	17	20	37	1.0-4	.	.	.	2	.	.	.	.	
24	FOLSOM, T.	6	15	16	31	1.0-2	.	.	.	1	.	.	.	.	
12	CARTER, C.	6	14	16	30	4.0-11	0.5-3	.	.	2	1-0	1	.	.	
33	JONES, E.	6	17	12	29	1.5-5	1.0-4	.	.	4	.	1	.	.	
1	BATES, J.	6	10	15	25	1.5-6	.	.	2	2	.	.	.	.	
98	HUBBARD, E.	6	11	7	18	4.5-37	3.5-35	.	.	2	.	.	.	.	
26	CAMERON, M.	6	7	10	17	1.0-1	.	.	2	.	.	.	.	.	
91	BOMBEK, J.	6	5	11	16	5.0-21	4.0-18	.	.	2	1-0	1	.	.	
94	PHILLIPS, D.	6	4	10	14	1.0-1	1.0-1	.	1	2	.	.	.	.	
10	FRANCIS, T.	6	8	6	14	.	.	.	1	.	.	.	.	.	
11	NEAL, A.	6	7	6	13	1.0-2	.	1-44	2	.	1-0	.	.	.	
44	McDONALD, M.	6	4	8	12	1.0-0	.	.	.	.	.	.	.	.	
99	DICKENS, D.	6	3	9	12	1.0-12	1.0-12	.	1	.	.	.	.	.	
25	BAILEY, K.	5	5	6	11	.	.	1-0	2	.	.	.	.	.	
97	McBRIDE, To.	2	5	5	10	3.0-13	2.0-12	.	.	.	.	.	.	.	
4	AJAYI, R.	6	7	1	8	.	.	.	3	.	1-0	.	.	.	
8	BRINNON, Q.	5	4	3	7	.	.	.	.	.	.	.	.	.	
42	KAMARA, M.	3	4	2	6	1.5-4	.	.	.	1	.	.	.	.	
43	GOLDEN, T.	6	3	2	5	.	.	.	.	.	.	.	1	.	
2	OWENS, D.	6	3	1	4	.	.	.	2	.	.	.	.	.	
92	PAOGOFIE, L.	6	1	3	4	.	.	.	1	2	.	.	.	.	
18	CROSSLEY, B.	6	3	1	4	.	.	.	.	.	.	.	.	.	
14	HAWKINS, A.	6	2	1	3	.	.	.	3	.	.	.	.	.	
56	ROBERTS, R.	2	.	2	2	.	.	.	.	.	.	.	.	.	
38	RUFAN, A.	6	1	1	2	.	.	.	.	.	.	.	.	.	
5	KINSEY JR., M.	6	.	2	2	.	.	.	.	.	.	.	.	.	
39	PANNUNZIO, T.	4	1	.	1	.	.	.	.	.	.	.	.	.	
81	McCULLOUGH, T.	4	1	.	1	.	.	.	.	.	.	.	.	.	
22	WRIGHT, D.	6	1	.	1	.	.	.	.	.	.	.	.	.	
83	DAVIS, B.	6	1	.	1	.	.	.	.	.	.	.	.	.	
80	HALL, N.	2	1	.	1	.	.	.	.	.	.	.	.	.	
17	CUMBER, C.	6	.	1	1	.	.	.	.	.	.	.	.	.	
Total		6	217	216	433	30-123	13-85	2-44	23	20	4-0	3	1	.	
Opponents		6	208	248	456	36-150	12-83	6-5	23	21	10-42	11	.	.	

The Automated ScoreBook  
 Colorado State Team Game-by-Game (as of Oct 06, 2019)  
 All games

TEAM STATISTICS

Date	Opponent	Rushing				Receiving				Passing				Kick Returns				Punt Returns				tot off		
		no.	yds	td	lg	no.	yds	td	lg	cmp	att	int	yds	td	lg	no.	yds	td	lg	no.	yds		td	lg
Aug 30	vs Colorado	31	131	1	41	31	374	3	39	31	47	2	374	3	39	3	61	0	25	2	19	0	13	505
Sep 07	WESTERN ILLINOIS	36	189	1	33	26	396	4	77	26	33	0	396	4	77	1	19	0	19	5	32	0	20	585
Sep 14	at Arkansas	38	220	2	75	20	205	2	75	20	33	0	205	2	75	2	48	0	32	0	0	0	0	425
Sep 21	TOLEDO	36	289	3	74	32	405	1	45	32	54	1	405	1	45	2	55	0	29	1	-8	0	0	694
Sep 28	at Utah State	35	79	2	20	14	217	0	65	14	30	0	217	0	65	1	23	0	23	2	15	0	5	296
Oct 05	SAN DIEGO STATE	25	18	0	11	19	217	1	57	19	32	3	217	1	57	0	0	0	0	3	5	0	15	235
Colorado State		201	926	9	75	142	1814	11	77	142	229	6	1814	11	77	9	206	0	32	13	63	0	20	2740
		248	1289	11	75	94	1150	12	62	94	160	2	1150	12	62	7	259	1	10	11	51	0	15	2439

Games: 6 • Avg/rush: 4.6 • Avg/catch: 12.8 • Pass effic: 139.16 • KR avg: 22.9 • PR avg: 4.8 • All purpose avg/game: 508.8 • Total offense a

Date	Opponent	Tackles				Sacks	Fumble		Pass Defense			blkd	PAT Attempts			off			
		ua	a	total	tfl-yds	no-yds	ff	fr-yds	int-yds	qbh	brup	kick	kick	rush	rcv	saf	t/o	pts	
Aug 3	vs Colorado	41	12	53	2.0-4	0.0-0	0	0-0	0-0	2	1	0	4-4	0	0	0	0	0	31
Sep 0	WESTERN ILLINOIS	30	40	70	10.0-58	7.0-53	1	1-0	0-0	9	3	0	5-5	0	0	0	0	38	
Sep 1	at Arkansas	38	20	58	3.0-9	1.0-4	1	1-0	0-0	2	8	0	4-4	0	0	0	7	34	
Sep 2	TOLEDO	23	54	77	1.0-2	0.0-0	0	0-0	0-0	1	4	0	3-3	0	1	0	0	35	
Sep 2	at Utah State	43	52	95	2.0-6	1.0-4	1	2-0	2-44	5	4	1	3-3	0	0	0	10	24	
Oct 05	SAN DIEGO STATE	42	38	80	12.0-44	4.0-24	0	0-0	0-0	1	3	0	1-1	0	0	0	0	10	
Colorado State		217	216	433	30.0-123	13.0-85	3	4-0	2-44	20	23	1	20-20	0	1	0	17	172	
		208	248	456	36.0-150	12.0-83	11	10-42	6-5	21	23	0	27-27	0	0	0	54	219	

Date	Opponent	Punting							Field Goals			Kickoffs						
		no.	yds	avg	long	blkd	tb	fc	50+	i20	md-att	long	blkd	no.	yds	avg	tb	ob
Aug 3	vs Colorado	1	59	59.0	59	0	0	0	1	0	1-1	42	0	6	405	67.5	5	0
Sep 0	WESTERN ILLINOIS	3	139	46.3	55	0	0	1	1	0	1-4	41	0	6	387	64.5	4	0
Sep 1	at Arkansas	6	285	47.5	56	0	0	2	2	1	2-3	46	0	7	325	46.4	1	0
Sep 2	TOLEDO	4	193	48.2	54	0	1	0	2	1	2-3	40	0	7	455	65.0	7	0
Sep 2	at Utah State	8	351	43.9	57	0	0	0	2	2	1-2	45	0	5	216	43.2	0	0
Oct 05	SAN DIEGO STATE	5	258	51.6	64	0	1	2	3	1	1-1	36	0	3	136	45.3	1	0
Colorado State		27	1285	47.6	64	0	2	5	11	5	8-14	46	0	34	1924	56.6	18	0
		36	1586	44.1	72	1	4	11	10	14	10-10	54	0	43	2530	58.8	26	1

The Automated ScoreBook  
 Colorado State Opponent Game-by-Game (as of Oct 06, 2019)  
 All games

OPPONENT STATISTICS

Date	Opponent	Rushing				Receiving				Passing				Kick Returns				Punt Returns				tot off		
		no.	yds	td	lg	no.	yds	td	lg	cmp	att	int	yds	td	lg	no.	yds	td	lg	no.	yds		td	lg
Aug 30	vs Colorado	40	243	4	32	13	232	2	38	13	20	0	232	2	38	1	32	0	32	1	6	0	6	475
Sep 07	WESTERN ILLINOIS	28	64	0	42	22	151	1	34	22	37	0	151	1	34	2	58	0	36	1	7	0	7	215
Sep 14	at Arkansas	35	215	3	59	20	305	3	62	20	35	0	305	3	62	1	36	0	36	3	9	0	7	520
Sep 21	TOLEDO	46	436	4	75	6	111	1	56	6	15	0	111	1	56	0	0	0	0	3	16	0	15	547
Sep 28	at Utah State	56	240	0	15	17	204	2	40	17	33	2	204	2	40	1	100	1	10	1	-2	0	0	444
Oct 05	SAN DIEGO STATE	43	91	0	14	16	147	3	42	16	20	0	147	3	42	2	33	0	33	2	15	0	12	238
Opponents		248	1289	11	75	94	1150	12	62	94	160	2	1150	12	62	7	259	1	10	11	51	0	15	2439
		201	926	9	75	142	1814	11	77	142	229	6	1814	11	77	9	206	0	32	13	63	0	20	2740

Games: 6 • Avg/rush: 5.2 • Avg/catch: 12.2 • Pass effic: 141.38 • KR avg: 37.0 • PR avg: 4.6 • All purpose avg/game: 459.0 • Total offense a

Date	Opponent	Tackles				Sacks	Fumble		Pass Defense			blkd	PAT Attempts			off		
		ua	a	total	tfl-yds	no-yds	ff	fr-yds	int-yds	qbh	brup	kick	kick	rush	rcv	saf	t/o	pts
Aug 3	vs Colorado	50	16	66	3.0-32	2.0-17	2	2-9	2-0	2	0	0	7-7	0	0	0	17	52
Sep 0	WESTERN ILLINOIS	33	56	89	4.0-14	1.0-8	3	2-0	0-0	3	1	0	1-1	0	0	0	3	13
Sep 1	at Arkansas	35	40	75	8.0-36	3.0-25	2	2-25	0-0	5	4	0	7-7	0	0	0	10	55
Sep 2	TOLEDO	37	54	91	3.0-6	1.0-1	0	0-0	1-0	5	6	0	5-5	0	0	0	0	41
Sep 2	at Utah State	26	48	74	7.0-21	1.0-13	3	3-8	0-0	5	7	0	4-4	0	0	0	10	34
Oct 05	SAN DIEGO STATE	27	34	61	11.0-41	4.0-19	1	1-0	3-5	1	5	0	3-3	0	0	0	14	24
Opponents		208	248	456	36.0-150	12.0-83	11	10-42	6-5	21	23	0	27-27	0	0	0	54	219
		217	216	433	30.0-123	13.0-85	3	4-0	2-44	20	23	1	20-20	0	1	0	17	172

Date	Opponent	Punting								Field Goals			Kickoffs					
		no.	yds	avg	long	blkd	tb	fc	50+	i20	md-att	long	blkd	no.	yds	avg	tb	ob
Aug 3	vs Colorado	4	196	49.0	63	0	0	1	1	1	1-1	41	0	9	560	62.2	5	0
Sep 0	WESTERN ILLINOIS	7	326	46.6	52	0	1	0	2	3	2-2	44	0	4	175	43.8	2	1
Sep 1	at Arkansas	4	176	44.0	56	0	1	3	1	0	2-2	54	0	10	572	57.2	5	0
Sep 2	TOLEDO	6	312	52.0	72	0	1	1	3	3	2-2	34	0	8	518	64.8	6	0
Sep 2	at Utah State	7	220	31.4	44	1	1	3	0	4	2-2	48	0	7	405	57.9	4	0
Oct 05	SAN DIEGO STATE	8	356	44.5	54	0	0	3	3	3	1-1	22	0	5	300	60.0	4	0
Opponents		36	1586	44.1	72	1	4	11	10	14	10-10	54	0	43	2530	58.8	26	1
		27	1285	47.6	64	0	2	5	11	5	8-14	46	0	34	1924	56.6	18	0

The Automated ScoreBook  
 Colorado State By-Quarter Statistics (as of Oct 06, 2019)  
 All games

3rd-Down Conversions

Date	Opponent	Score	Overall		1st Qtr		2nd Qtr		3rd Qtr		4th Qtr		Overtime	
Aug 30, 201	vs Colorado	L 31-52	5-12	41.7	2-2	100.0	0-1	0.0	2-4	50.0	1-5	20.0		
Sep 07, 201	WESTERN ILLINOIS	38-13	8-14	57.1	2-3	66.7	4-5	80.0	1-3	33.3	1-3	33.3		
Sep 14, 201	at Arkansas	L 34-55	4-14	28.6	0-2	0.0	2-5	40.0	2-3	66.7	0-4	0.0		
Sep 21, 201	TOLEDO	L 35-41	5-15	33.3	3-5	60.0	1-5	20.0	0-2	0.0	1-3	33.3		
Sep 28, 201	at Utah State	L 24-34	4-16	25.0	2-5	40.0	1-4	25.0	0-4	0.0	1-3	33.3		
Oct 05, 201	SAN DIEGO STATE	L 10-24	4-13	30.8	1-4	25.0	2-4	50.0	1-3	33.3	0-2	0.0		
Colorado State			30-84	35.7	10-21	47.6	10-24	41.7	6-19	31.6	4-20	20.0	0-0	0.0
Opponents			27-82	32.9	8-22	36.4	6-18	33.3	7-21	33.3	6-21	28.6	0-0	0.0

4th-Down Conversions

Date	Opponent	Score	Overall		1st Qtr		2nd Qtr		3rd Qtr		4th Qtr		Overtime	
Aug 30, 201	vs Colorado	L 31-52	2-4	50.0	0-0	0.0	1-1	100.0	0-0	0.0	1-3	33.3		
Sep 07, 201	WESTERN ILLINOIS	38-13	0-0	0.0	0-0	0.0	0-0	0.0	0-0	0.0	0-0	0.0		
Sep 14, 201	at Arkansas	L 34-55	0-0	0.0	0-0	0.0	0-0	0.0	0-0	0.0	0-0	0.0		
Sep 21, 201	TOLEDO	L 35-41	2-2	100.0	0-0	0.0	0-0	0.0	0-0	0.0	2-2	100.0		
Sep 28, 201	at Utah State	L 24-34	0-2	0.0	0-1	0.0	0-0	0.0	0-0	0.0	0-1	0.0		
Oct 05, 201	SAN DIEGO STATE	L 10-24	0-2	0.0	0-0	0.0	0-1	0.0	0-1	0.0	0-0	0.0		
Colorado State			4-10	40.0	0-1	0.0	1-2	50.0	0-1	0.0	3-6	50.0	0-0	0.0
Opponents			6-9	66.7	1-1	100.0	0-0	0.0	2-3	66.7	3-5	60.0	0-0	0.0

Time of Possession

Date	Opponent	Score	Overall	1st Qtr		2nd Qtr		3rd Qtr		4th Qtr		Overtime	
Aug 30, 201	vs Colorado	L 31-52	32:55	5:45	10:01	8:23	8:46						
Sep 07, 201	WESTERN ILLINOIS	38-13	30:28	6:27	10:35	4:35	8:51						
Sep 14, 201	at Arkansas	L 34-55	33:56	6:59	7:54	9:36	9:27						
Sep 21, 201	TOLEDO	L 35-41	33:37	7:06	9:34	10:19	6:38						
Sep 28, 201	at Utah State	L 24-34	28:59	11:09	6:31	6:26	4:53						
Oct 05, 201	SAN DIEGO STATE	L 10-24	24:16	6:43	9:38	5:47	2:08						
Colorado State			Total	184:11	44:09	54:13	45:06	40:43	0:00				
			Avg.	30:41	7:21	9:02	7:31	6:47	0:00				
Opponents			Total	169:54	45:51	35:47	44:54	43:22	0:00				
			Avg.	28:19	7:38	5:57	7:29	7:13	0:00				



The Automated ScoreBook  
 Colorado State Red-Zone Results (as of Oct 06, 2019)  
 All games

Colorado State Inside Opponent Red-Zone

Date	Opponent	Score	Times	Times	Total	Rush			Pass	FGs	Failed to score inside RZ					
			In RZ	Score	Pts	TDs	TDs	TDs	Made	FGA	Dow	Int	Fum	Half	Gam	
Aug 30, 201	vs Colorado	L 31-52	4	3	17	2	0	2	2	1	0	1	0	0	0	0
Sep 07, 201	WESTERN ILLINOIS	38-13	2	2	14	2	0	2	0	0	0	0	0	0	0	0
Sep 14, 201	at Arkansas	L 34-55	3	3	17	2	1	1	1	1	0	0	0	0	0	0
Sep 21, 201	TOLEDO	L 35-41	6	5	28	3	2	1	2	2	1	0	0	0	0	0
Sep 28, 201	at Utah State	L 24-34	2	2	14	2	2	0	0	0	0	0	0	0	0	0
Oct 05, 201	SAN DIEGO STATE	L 10-24	3	2	10	1	0	1	1	1	0	1	0	0	0	0
Totals			20	17	100	12	5	7	5	5	1	2	0	0	0	0
17 of 20 (85.0%)																

Opponents Inside Colorado State Red-Zone

Date	Opponent	Score	Times	Times	Total	Rush			Pass	FGs	Failed to score inside RZ					
			In RZ	Score	Pts	TDs	TDs	TDs	Made	FGA	Dow	Int	Fum	Half	Gam	
Aug 30, 201	vs Colorado	L 31-52	4	4	28	4	3	1	0	0	0	0	0	0	0	0
Sep 07, 201	WESTERN ILLINOIS	38-13	1	1	3	0	0	0	1	1	0	0	0	0	0	0
Sep 14, 201	at Arkansas	L 34-55	4	4	24	3	2	1	1	1	0	0	0	0	0	0
Sep 21, 201	TOLEDO	L 35-41	4	4	20	2	1	1	2	2	0	0	0	0	0	0
Sep 28, 201	at Utah State	L 24-34	3	1	3	0	0	0	1	1	0	0	0	1	1	0
Oct 05, 201	SAN DIEGO STATE	L 10-24	4	4	24	3	0	3	1	1	0	0	0	0	0	0
Totals			20	18	102	12	6	6	6	6	0	0	0	1	1	0
18 of 20 (90.0%)																

The Automated ScoreBook  
 Colorado State Game Superlatives (as of Oct 06, 2019)  
 All games

INDIVIDUAL GAME HIGHS

Rushes	23	KINSEY JR., M. vs Toledo (Sep 21, 2019)
Yards Rushing	246	KINSEY JR., M. vs Toledo (Sep 21, 2019)
TD Rushes	2	KINSEY JR., M. vs Toledo (Sep 21, 2019)
Long Rush	75	KINSEY JR., M. at Arkansas (Sep 14, 2019)
Pass attempts	52	O'BRIEN, P. vs Toledo (Sep 21, 2019)
Pass completions	32	O'BRIEN, P. vs Toledo (Sep 21, 2019)
Yards Passing	405	O'BRIEN, P. vs Toledo (Sep 21, 2019)
TD Passes	4	HILL, C. vs Western Illinois (Sep 07, 2019)
Long Pass	77	HILL, C. vs Western Illinois (Sep 07, 2019)
Receptions	12	JACKSON, W. vs Toledo (Sep 21, 2019)
Yards Receiving	132	JACKSON, W. vs Toledo (Sep 21, 2019)
TD Receptions	2	KINSEY JR., M. vs Western Illinois (Sep 07, 2019)
Long Reception	77	KINSEY JR., M. vs Western Illinois (Sep 07, 2019)
Field Goals	2	CAMPER, C. at Arkansas (Sep 14, 2019)
	2	CAMPER, C. vs Toledo (Sep 21, 2019)
Long Field Goal	46	CAMPER, C. at Arkansas (Sep 14, 2019)
Punts	8	STONEHOUSE, R. at Utah State (Sep 28, 2019)
Punting Avg	59.0	STONEHOUSE, R. vs Colorado (Aug 30, 2019)
Long Punt	64	STONEHOUSE, R. vs San Diego State (Oct 05, 2019)
Punts inside 20	2	STONEHOUSE, R. at Utah State (Sep 28, 2019)
Long Punt Return	20	WRIGHT, D. vs Western Illinois (Sep 07, 2019)
Long Kickoff Return	32	HAWKINS, A. at Arkansas (Sep 14, 2019)
Tackles	15	HICKS, J. vs San Diego State (Oct 05, 2019)
Sacks	3.5	HUBBARD, E. vs Western Illinois (Sep 07, 2019)
Tackles For Loss	3.5	HUBBARD, E. vs Western Illinois (Sep 07, 2019)
Interceptions	1	NEAL, A. at Utah State (Sep 28, 2019)
	1	BAILEY, K. at Utah State (Sep 28, 2019)

The Automated ScoreBook  
 Colorado State Game Superlatives (as of Oct 06, 2019)  
 All games

TEAM GAME HIGHS

Rushes	38	at Arkansas (Sep 14, 2019)
Yards Rushing	289	vs Toledo (Sep 21, 2019)
Yards Per Rush	8.0	vs Toledo (Sep 21, 2019)
TD Rushes	3	vs Toledo (Sep 21, 2019)
Pass attempts	54	vs Toledo (Sep 21, 2019)
Pass completions	32	vs Toledo (Sep 21, 2019)
Yards Passing	405	vs Toledo (Sep 21, 2019)
Yards Per Pass	12.0	vs Western Illinois (Sep 07, 2019)
TD Passes	4	vs Western Illinois (Sep 07, 2019)
Total Plays	90	vs Toledo (Sep 21, 2019)
Total Offense	694	vs Toledo (Sep 21, 2019)
Yards Per Play	8.5	vs Western Illinois (Sep 07, 2019)
Points	38	vs Western Illinois (Sep 07, 2019)
Sacks By	7	vs Western Illinois (Sep 07, 2019)
First Downs	36	vs Toledo (Sep 21, 2019)
Penalties	11	vs Toledo (Sep 21, 2019)
Penalty Yards	97	vs Western Illinois (Sep 07, 2019)
Turnovers	4	vs Colorado (Aug 30, 2019)
	4	vs San Diego State (Oct 05, 2019)
Interceptions By	2	at Utah State (Sep 28, 2019)
Punts	8	at Utah State (Sep 28, 2019)
Punting Avg	59.0	vs Colorado (Aug 30, 2019)
Long Punt	64	vs San Diego State (Oct 05, 2019)
Punts inside 20	2	at Utah State (Sep 28, 2019)
Long Punt Return	20	vs Western Illinois (Sep 07, 2019)

The Automated ScoreBook  
Colorado State Game Superlatives (as of Oct 06, 2019)  
All games

OPPONENT INDIVIDUAL GAME HIGHS

Rushes	36	BRIGHT, Gerold, at Utah State (Sep 28, 2019)
Yards Rushing	228	KOBACK, Bryant, vs Toledo (Sep 21, 2019)
TD Rushes	3	Fontenot, Alex, vs Colorado (Aug 30, 2019)
	3	KOBACK, Bryant, vs Toledo (Sep 21, 2019)
Long Rush	75	KOBACK, Bryant, vs Toledo (Sep 21, 2019)
Pass attempts	37	Sampson, Connor, vs Western Illinois (Sep 07, 2019)
Pass completions	22	Sampson, Connor, vs Western Illinois (Sep 07, 2019)
Yards Passing	305	Nick Starkel, at Arkansas (Sep 14, 2019)
TD Passes	3	Nick Starkel, at Arkansas (Sep 14, 2019)
	3	AGNEW, Ryan, vs San Diego State (Oct 05, 2019)
Long Pass	62	Nick Starkel, at Arkansas (Sep 14, 2019)
Receptions	7	SMITH, Kobe, vs San Diego State (Oct 05, 2019)
Yards Receiving	101	SMITH, Kobe, vs San Diego State (Oct 05, 2019)
TD Receptions	2	SMITH, Kobe, vs San Diego State (Oct 05, 2019)
Long Reception	62	C. O'Grady, at Arkansas (Sep 14, 2019)
Field Goals	2	Erickson, N., vs Western Illinois (Sep 07, 2019)
	2	Connor Limpert, at Arkansas (Sep 14, 2019)
	2	DAVIS, Evan, vs Toledo (Sep 21, 2019)
	2	EBERLE, Dominik, at Utah State (Sep 28, 2019)
Long Field Goal	54	Connor Limpert, at Arkansas (Sep 14, 2019)
Punts	8	HEICKLEN, B., vs San Diego State (Oct 05, 2019)
Punting Avg	52.0	FLINT, Bailey, vs Toledo (Sep 21, 2019)
Long Punt	72	FLINT, Bailey, vs Toledo (Sep 21, 2019)
Punts inside 20	4	CALLISTER, P., at Utah State (Sep 28, 2019)
Long Punt Return	15	MADDOX, Devin, vs Toledo (Sep 21, 2019)
Long Kickoff Return	100	SCARVER, Savon, at Utah State (Sep 28, 2019)
Tackles	14	WOODWARD, David, at Utah State (Sep 28, 2019)
Sacks	1.0	Van Diest, Jona, vs Colorado (Aug 30, 2019)
	1.0	Lang, Terrance, vs Colorado (Aug 30, 2019)
	1.0	Gabe Richardson, at Arkansas (Sep 14, 2019)
	1.0	Grant Morgan, at Arkansas (Sep 14, 2019)
	1.0	TJ Smith, at Arkansas (Sep 14, 2019)
	1.0	HOLT, Saeed, vs Toledo (Sep 21, 2019)
	1.0	HANEY, Cameron, at Utah State (Sep 28, 2019)
	1.0	TEZINO, Kyahva, vs San Diego State (Oct 05, 2019)
	1.0	LECKY, Jalil, vs San Diego State (Oct 05, 2019)
Tackles For Loss	3.0	HOLT, Saeed, vs Toledo (Sep 21, 2019)
	3.0	LEFEGED JR, T., at Utah State (Sep 28, 2019)
Interceptions	3	BARCOO, Luq, vs San Diego State (Oct 05, 2019)



The Automated ScoreBook  
 Colorado State Game Superlatives (as of Oct 06, 2019)  
 All games

OPPONENT TEAM GAME HIGHS

Rushes	56	at Utah State (Sep 28, 2019)
Yards Rushing	436	vs Toledo (Sep 21, 2019)
Yards Per Rush	9.5	vs Toledo (Sep 21, 2019)
TD Rushes	4	vs Colorado (Aug 30, 2019)
	4	vs Toledo (Sep 21, 2019)
Pass attempts	37	vs Western Illinois (Sep 07, 2019)
Pass completions	22	vs Western Illinois (Sep 07, 2019)
Yards Passing	305	at Arkansas (Sep 14, 2019)
Yards Per Pass	11.6	vs Colorado (Aug 30, 2019)
TD Passes	3	at Arkansas (Sep 14, 2019)
	3	vs San Diego State (Oct 05, 2019)
Total Plays	89	at Utah State (Sep 28, 2019)
Total Offense	547	vs Toledo (Sep 21, 2019)
Yards Per Play	9.0	vs Toledo (Sep 21, 2019)
Points	55	at Arkansas (Sep 14, 2019)
Sacks By	4	vs San Diego State (Oct 05, 2019)
First Downs	25	at Utah State (Sep 28, 2019)
Penalties	10	vs Toledo (Sep 21, 2019)
Penalty Yards	100	vs Toledo (Sep 21, 2019)
Turnovers	4	at Utah State (Sep 28, 2019)
Interceptions By	3	vs San Diego State (Oct 05, 2019)
Punts	8	vs San Diego State (Oct 05, 2019)
Punting Avg	52.0	vs Toledo (Sep 21, 2019)
Long Punt	72	vs Toledo (Sep 21, 2019)
Punts inside 20	4	at Utah State (Sep 28, 2019)
Long Punt Return	15	vs Toledo (Sep 21, 2019)

The Automated ScoreBook  
 Colorado State Games Played (as of Oct 06, 2019)  
 All games

##	PLAYER	GP-GS	COLO	WIU	AR	TOLED	USU	SDSU
4	AJAYI, R.	6/6	START	START	START	START	START	START
25	BAILEY, K.	5/-	...	XXX	XXX	XXX	XXX	XXX
1	BATES, J.	6/6	START	START	START	START	START	START
3D	BLAKE, C.	3/-	...	XXX	...	...	XXX	XXX
76	BLASCO JR., J.	1/-	...	XXX	...	...	...	...
91	BOMBEEK, J.	6/-	XXX	XXX	XXX	XXX	XXX	XXX
8	BRINNON, Q.	5/-	XXX	XXX	XXX	XXX	XXX	...
64	BROOKS, S.	6/6	START	START	START	START	START	START
55	BROWN, T.	2/-	...	XXX	...	...	...	XXX
16	BUTLER, C.	6/3	START	XXX	XXX	START	XXX	START
26	CAMERON, M.	6/1	XXX	XXX	XXX	XXX	START	XXX
95	CAMPER, C.	4/-	...	...	XXX	XXX	XXX	XXX
12	CARTER, C.	6/2	XXX	START	XXX	XXX	XXX	START
4W	CRAIG-MYERS, N.	3/2	...	...	...	XXX	START	START
5D	CROSSLEY, B.	6/-	XXX	XXX	XXX	XXX	XXX	XXX
17	CUMBER, C.	6/-	XXX	XXX	XXX	XXX	XXX	XXX
83	DAVIS, B.	6/-	XXX	XXX	XXX	XXX	XXX	XXX
35	DeLINE, J.	6/-	XXX	XXX	XXX	XXX	XXX	XXX
54	DERROW, B.	2/-	XXX	XXX	...	...	...	...
99	DICKENS, D.	6/-	XXX	XXX	XXX	XXX	XXX	XXX
24	FOLSOM, T.	6/5	START	START	START	START	START	XXX
10	FRANCIS, T.	6/-	XXX	XXX	XXX	XXX	XXX	XXX
23	FULTON, B.	5/-	XXX	XXX	XXX	...	XXX	XXX
43	GOLDEN, T.	6/-	XXX	XXX	XXX	XXX	XXX	XXX
30	GRAUBERGER, J.	2/-	...	...	...	...	XXX	XXX
80	HALL, N.	2/-	XXX	...	...	...	...	XXX
88	HAMMER, G.	1/-	...	...	...	...	...	XXX
14	HAWKINS, A.	6/3	START	XXX	START	START	XXX	XXX
89	HELBIG, K.	2/-	XXX	XXX	...	...	...	...
7	HICKS, J.	6/6	START	START	START	START	START	START
15	HILL, C.	3/3	START	START	START	...	...	...
98	HUBBARD, E.	6/5	START	XXX	START	START	START	START
28	HUNTER, C.	5/-	XXX	XXX	XXX	...	XXX	XXX
6L	JACKSON, C.	4/-	...	XXX	XXX	...	XXX	XXX
5L	JACKSON, D.	6/5	XXX	START	START	START	START	START
9	JACKSON, W.	4/4	START	START	START	START	...	...
33	JONES, E.	6/6	START	START	START	START	START	START
42	KAMARA, M.	3/1	...	XXX	...	...	XXX	START
5	KINSEY JR., M.	6/3	XXX	XXX	START	START	START	XXX
65	LEBRON, L.	1/1	...	...	...	...	START	...
6	MAGEE, M.	4/-	XXX	XXX	XXX	XXX	...	...
97	McBRIDE, To.	2/-	XXX	XXX	...	...	...	...
85	McBRIDE, Tr.	6/5	XXX	START	START	START	START	START
2Q	McCOY, J.	2/-	...	XXX	...	...	...	XXX
81	McCULLOUGH, T.	4/-	XXX	XXX	XXX	...	...	XXX
44	McDONALD, M.	6/1	START	XXX	XXX	XXX	XXX	XXX
32	McELROY, M.	5/2	...	START	XXX	XXX	XXX	START

The Automated ScoreBook  
Colorado State Games Played (as of Oct 06, 2019)  
All games

##	PLAYER	GP-GS	COLO	WIU	AR	TOLED	USU	SDSU
11	NEAL, A.	6/6	START	START	START	START	START	START
73	NOUILI, N.	5/5	START	...	START	START	START	START
1Q	O'BRIEN, P.	5/3	...	XXX	XXX	START	START	START
2	OWENS, D.	6/-	XXX	XXX	XXX	XXX	XXX	XXX
82	PANNUNZIO, I.	3/-	XXX	XXX	XXX	...	...	...
39	PANNUNZIO, T.	4/-	XXX	XXX	...	XXX	XXX	...
92	PAOGOFIE, L.	6/1	XXX	START	XXX	XXX	XXX	XXX
94	PHILLIPS, D.	6/6	START	START	START	START	START	START
70	PHILLIPS, J.	6/1	XXX	START	XXX	XXX	XXX	XXX
9K	PODUSKA, M.	2/-	XXX	XXX	...	...	...	...
46	PRENTICE, A.	6/1	START	XXX	XXX	XXX	XXX	XXX
96	QUIROGA, C.	2/-	...	XXX	...	...	...	XXX
86	REITER, R.	6/-	XXX	XXX	XXX	XXX	XXX	XXX
56	ROBERTS, R.	2/-	...	XXX	...	...	...	XXX
38	RUFAN, A.	6/-	XXX	XXX	XXX	XXX	XXX	XXX
3	SCOTT, E.J.	5/4	START	START	START	XXX	START	...
37	STEWART, L.	6/6	START	START	START	START	START	START
41	STONEHOUSE, R.	6/-	XXX	XXX	XXX	XXX	XXX	XXX
72	STORMENT, T.J.	6/6	START	START	START	START	START	START
71	TAYLOR, J.	6/6	START	START	START	START	START	START
27	THOMAS, J.	5/-	XXX	XXX	XXX	XXX	XXX	...
1W	WALKER, J.	3/-	...	XXX	XXX	...	XXX	...
69	WESLEY, B.	6/5	START	START	START	START	XXX	START
84	WILLIAMS, G.	1/-	...	XXX	...	...	...	...
77	WILLIAMS, K.	6/-	XXX	XXX	XXX	XXX	XXX	XXX
22	WRIGHT, D.	6/6	START	START	START	START	START	START