NM STATE AGGIES

3035 Williams Ave., Roberts Hall | Las Cruces, New Mexico 88003
@NMStateWBB | Facebook.com/NMStateWBB | NMStateSports.com

ATHLETIC MEDIA RELATION
Women's Basketball Contact - John Vu
O: 575-646-4120 | C: 714-728-9163
Email: jvu@nmsu.edu | @JohnVuNMSU

2015-16 Schedule

Date	Opponent	Time (MT)
Nov. 13	North Dakota State	W, 79-69
Nov. 17	New Mexico	7 PM
Nov. 19	Sacramento State	7 PM
Nov. 24	Southern Utah	5 PM
Nov. 27	Northwestern State#	1 PM
Nov 28	Northern Arizona#	7 PM
Dec. 2	at Arizona	7 PM
Dec. 5	UTEP	2 PM
Dec. 14	Eastern New Mexico	7 PM
Dec. 17	at San Jose State	8 PM
Dec. 20	at New Mexico	2 PM
Dec. 29	vs. Vanderbilt^	Noon
Dec. 30	at Fordham/vs. Texas A&M Corpus Christi^	11AM/1PM
Jan. 4	Western New Mexico	7 PM
Jan. 7	Utah Valley*	7 PM
Jan. 9	Grand Canyon*	2 PM
Jan. 14	at Missouri-Kansas City*	6 PM
Jan. 16	at Chicago State*	1 PM
Jan. 21	Seattle U*	7 PM
Jan. 23	CSU Bakersfield*	2 PM
Jan. 30	at UTRGV*	6 PM
Feb. 4	at Grand Canyon*	7 PM
Feb. 6	at Utah Valley*	3 PM
Feb. 13	Chicago State*	2 PM
Feb. 18	at CSU Bakersfield*	8 PM
Feb. 20	at Seattle U*	8 PM
Feb. 27	Missouri-Kansas City*	2 PM
Mar. 5	UTRGV*	2 PM
	WAC Tournament	
Mar. 9	WAC Quarterfinals	TBD
Mar. 11	WAC Semifinals	TBD
Mar. 12	WAC Championships	TBD
	NCAA Tournament	
Mar. 18-21	1st & 2nd Round	TBD
Mar. 25-28	Regional Rounds	TBD
Apr. 3	Semifinals	TBD
Apr. 5	Championships	TBD

All home games in listed in BOLD
*WAC game
#Aggie Hotel Encanto Thanksgiving Classic
^Fordham Holiday Classic

Follow Along With the Aggies on...

@NMStateWBB
#AggieUp

WAC
LEARN • COMPETE • INSPIRE

Weekly Game Notes

Game #2

vs. New Mexico (1-0, 0-0 Mountain West)
November 17, 2015 • 7 p.m. (MT) | Las Cruces, N.M.
Pan American Center | Capacity: 12,572
ESPN3 • Live Stat • Tickets
PxP: Adam Young **Analyst:** Patrick Knapp

The Match Up

	NM State	New Mexico
2015-16 Record	1-0, 0-0 WAC	1-0, 0-0 MWC
Coach	Mark Trakh	Yvonne Sanchez
Career Record (Season)	344-255 (20th)	61-66 (Fifth)
Record at School (Season)	55-68 (Fifth)	61-66 (Fifth)
Top Returner in Scoring	Sasha Weber (14.9)	Khadijah Shumpert (10.8)
Top Returner in 3FG Made	Sasha Weber (72)	Bryce Owens (32)
Top Returner in FT Percentage	Shanice Davis (79.9)	Khadijah Shumpert (78.9)
Top Returner in Rebound	Brianna Freeman (7.9)	Cherise Beynon (5.8)
Top Returner in Assists	Shanice Davis (3.9)	Bryce Owens (2.8)
Top Returner in Blocks	Brianna Freeman (29)	Kianna Keller (49)
Top Returner in Steals	Shanice Davis (74)	Cherise Beynon (55)

Aggie Roster

Probable Starters *(2015-16 Stats)*

No.	Player	Pos.	PPG	RPG	APG	Notable
21	Tamera William	G	19.0	2.0	0.0	Scored career-high 19 points at NDSU
4	Sasha Weber	G	14.0	3.0	2.0	Was 4-of-7 from 3-point range at NDSU
24	Brianna Freeman	F	12.0	8.0	1.0	Tied for team-high 8 rebounds at NDSU
11	Shanice Davis	G	4.0	3.0	7.0	Dished out 7 dimes at NDSU
2	Brooke Salas	G	10.0	8.0	2.0	Had a team-high 7 steals at NDSU

Coming Off The Bench

No.	Player	Pos.	PPG	RPG	APG	Notable
23	Abby Scott	G	12.0	5.0	0.0	Was 5-of-15 from the floor for 12 points
50	Tyesha Taylor	F	4.0	5.0	0.0	Went 2-of-3 in her first collegiate game
33	Jeneva Toilolo	F	3.0	0.0	0.0	Scored 3 points in first collegiate game 10
1	Jasmine Cooper	G	1.0	1.0	0.0	Picked up a block and rebound in 5 mins
12	Zaire Williams	G	0.0	3.0	2.0	Grabbed 3 rebounds and dished 2 assists
22	Tyler Ellis	F	0.0	2.0	0.0	Came down with a pair of rebounds
10	Emily Harden	G	0.0	0.0	0.0	Saw action in the 2015-16 season opener
20	Brandee Walton	G	--	--	--	--
35	Moriah Mack	G	--	--	--	--
3	Takiyah Lopez	G	--	--	--	--

By the Numbers...

Category		
Scoring Office	79.0	65.0
Scoring Defense	69.0	57.0
Scoring Margin	+10.0	+8.0
Field Goal Pct.	.380	.390
Field Goal Pct. Defense	.388	.322
3-Point FG Pct.	.250	.222
3-Point FG Pct. Defense	.400	.250
Free Throw Pct.	.750	.515
Rebound Margin	+0.0	+10.0
Turnover per game	14.0	19.0

STATISTICAL LEADERS

(2015-16)

Points Per Game	G	Pts	PPG
Tamera William	1	19	19.0
Sasha Weber	1	14	14.0
Brianna Freeman	1	12	12.0
Brooke Salas	1	12	12.0

FG Pct. (Min. 10)	Made	Att	FG%
Tamera William	7	12	.583
Brianna Freeman	6	11	.545
Sasha Weber	5	12	.417

FT Pct.	Made	Att	FG%
Brooke Salas	6	6	1.000
Tamera William	4	5	.800
Jasmine Cooper	1	2	.500

Rebs Per Game	G	Rebs	RPG
Brianna Freeman	1	8	8.0
Brooke Salas	1	8	8.0
Abby Scott	1	5	5.0
Tyesha Taylor	1	5	5.0

Assists Per Game	G	Asts	APG
Shanice Davis	1	7	7.0
Brooke Salas	1	2	2.0
Sasha Weber	1	2	2.0
Zaire Williams	1	2	2.0

Steals Per Game	G	Steals	SPG
Brooke Salas	1	7	7.0
Shanice Davis	1	2	2.0
Sasha Weber	1	2	2.0
Tamera William	1	2	2.0

NM STATE WATCH LIST

Career 3-Point FGs Made

1. Mari Sanchez (111 games, 1999-03) 283
2. **Sasha Weber (93 games, 2012-Pres.) 195**
3. Danish Corbett (116 games, 2007-11) 183
4. Sinnamonn Garrett (109 games, 2000-04) 174
5. Cecilia Russell-Nava (85 games, 2004-07) 172
6. Madison Spence (121 games, 2007-11) 156
7. Alisha Cole (97 games, 1989-93) 151
8. **Abby Scott (92 games, 2012-Pres.) 146**
9. Colette Flack (114 games, 1988-92) 140
10. Monique Bribiescas (120 games, 2004-08) 131

Career Points Scored

1. Anita Maxwell (119 games, 1992-96) 2,601
2. Andrea Kabwasa (120 games, 1988-92) 1,788
3. Kris Veatch (115 games, 1984-88) 1,768
4. Barb Weiner (121 games, 1979-83) 1,666
5. Vicki Evans (115 games, 1985-89) 1,565
6. Tracey Goetsch (120 games, 1988-92) 1,559
7. Madison Spence (121 games, 2007-11) 1,480
8. Sherell Neal (121 games, 2004-08) 1,436
9. Melanie Maynes (100 games, 1998-02) 1,392
10. Princess Moore (114 games, 2000-04) 1,387

Sasha Weber (93 games, 2012-Pres.) 1,151

Career Blocks

1. Sherell Neal (121 games, 2004-08) 126
2. Ann McReynolds (75 games, 1975-78) 124
3. Niki Holt (92 games, 2005-09) 116
4. Annette Robinson (56 games, 1995-97) 107
5. Judy Bell (109 games, 1991-95) 96
6. Carrie Saidat (106 games, 1997-01) 95
7. Diane Tschasar (121 games, 1979-83) 82
8. Vicki Evans (115 games, 1985-89) 74
9. Meredith Sanders (116, 1988-92) 67
10. Jenean Ford (86 games, 2002-06) 65

Sasha Weber (93 games, 2012-Pres.) 65

LAS CRUCES, N.M. – After opening the 2015-16 season with a win on the road, the NM State women's basketball team will clash with New Mexico in the Battle for I-25 at 7 p.m. on Tuesday at the Pan American Center.

Tuesday's match-up will be the first of two games between the teams as it will be a home-and-home series this season. The Aggies can also be seen on ESPN3, FOX Sports Arizona and FOX College Sports Pacific.

The game will also be a WHITE-OUT for the Aggies with the first 1,000 fans in attendance getting a FREE t-shirt.

SCOUTING THE LOBOS

Like the Aggies, New Mexico also returns a veteran crew with 11 letterwinners from last season on the roster. The Lobos return 3-of-5 starters from last year's team after losing **Antiesha Brown**, their leading scorer last season with 15 points per game. The fifth starter, **Alexa Chavez**, was replaced with **Whitney Johnson**, a 6-2 redshirt junior who returned to the team after recovering from an Achilles tendon injury her sophomore year followed by a Mormon mission her junior year.

New Mexico barely escaped Houston Baptist last Friday in its season opener with a 65-57 win at WisePies Arena. Freshman center **Jaisa Nunn** led the Lobos with 11 points off the bench on 4-of-8 shooting and tied for a game-high eight rebounds. **Kianna Keller**, **Jannon Otto** and **Johnson** added nine points each while **Cherise Beynon** and **Khadijah Shumpert** chipped in with eight and seven points, respectively.

Shumpert, UNM's lead returning scorer, is the only Lobo returning who averaged double-digit points (10.8) last season. The next highest average for returners is **Beynon** with 8.9 points and **Owens** at 8.0 points. It then drops significantly with **Chavez**, who averaged 5.7 last season.

However, the Lobos do return five of their six players who grabbed 100-plus rebounds last season, including last year's leading rebounder, **Beynon**, who had 196 rebounds. **Shumpert** was second on the team last year with 191, checking in at 6-0.

LAST TIME OUT

The Aggies started the 2015-16 season a bit sluggish, but picked things up late in the second quarter against North Dakota State and never looked back. Down 31-22, **Sasha Weber's** 3-pointer began what ended up being a 33-2 run for NM State that spanned two quarters and 6:58 minutes before walking away with the 79-69 victory.

Tamera William paced NM State with a career-high 19 points on 7-of-12 shooting to go with a pair of blocks and steals. Freshman **Brooke Salas** had a great collegiate debut, tallying 10 points, including 6-of-6 from the free-throw line, eight rebounds and seven steals. **Brianna Freeman**, the reigning Western Athletic Conference Player of the Year, wrapped up her night with 12 points on 6-of-11 shooting, eight rebounds, four blocks and an assist. **Abby Scott** also chipped in with 12 points for the Aggies to go with five rebounds and a pair of steals.

BY THE NUMBERS

The last time NM State had five players score double-digit points was last season against Seattle U in the semifinal game of the WAC Tournament.

The Aggies tallied 11 blocks as a team against the Bison. The last time NM State had 10-plus blocks in a game was versus Weber State in a double-overtime loss at home in the Hotel Encanto Thanksgiving Tournament last season.

Of the 15 steals NM State had on Friday, the Aggies were able to convert 10 of them for 22 points while the other six of the 28 total points off turnovers came from NDSU throwing the ball away.

WEBER MOVING ON UP

Sasha Weber, a 6-0 senior guard, continues to leave her mark in the record books as she moved into 18th all-time in scoring for the Aggies. With her 14 points on Friday against North Dakota State, the Lacey, Wash., product now has 1,151 points in her career,

passing Paulina Blunt (1,148 points, 1989-94). With 27 games remaining in the regular season, **Weber** has an opportunity crack the top 10 and could possibly be in the top six if her scoring average stays within the range of years past.

With her two blocks on Friday, **Weber** is now in the top-10 in career blocks with 65. She is currently tied with Jenean Ford (86 games, 2002-06) for 10th.

#AGGIEUP

NM State returns all five starters from last year's NCAA Tournament team, including the WAC player of the year – **Brianna Freeman**. The five returning starters accounted for 1,739 of the 2,159 points scored for the Aggies last season, an astounding 81 percent of the team's scoring.

Sasha Weber, the Aggies' leading scorer last year with 14.9 points per game, enters the season with 191 career three-pointers under her belt – which is good for second all-time behind Mari Sachez (283, 1999-03). Her team-leading 72 shots from downtown was good for the sixth-most in a single season.

Shanice Davis, a junior college transfer from McLennan College, made an immediate impact on the team last season. The Killeen, Texas, product averaged 13.7 points for NM State as the floor general, starting in all 30 games and earned First-Team All-WAC in the process.

Moriah Mack, the WAC Defensive Player of the Year, was a force to be reckoned with for the Aggies last season as she averaged 13.7 points and 5.3 rebounds – both of which were good for second-best on the team.

TRAKH BOLSTERS ROSTER FOR 2016-17

With three seniors on this year's team, head women's basketball coach **Mark Trakh** bolstered his roster for 2016-17 with the additions of **Ozahria Fisher**, **Najiyyah Pack** and **Aaliyah Prince** during the early signing period on Nov. 11.

Fisher joins the Aggies from Phoenix, Ariz., where she's been the floor general for Thunderbird High School. She also plays against future teammate, **Pack**, every year in sectional games. As a junior, she guided the Chiefs to a 30-3 overall mark and 12-1 record in league play, including a trip to the Arizona Interscholastic Association Division II semifinals.

Fisher has been on the varsity squad at THS since day one, guiding the Chiefs to an 82-17 record in her three years there. She averaged 14.7 points, 6.2 assists and 3.7 steals during her junior campaign and earned her second-straight player of the year honor. As a sophomore, she earned her first AIA Division II Section V Player of the Year award and earned First-Team All-Section selections after leading THS to the sweet 16 of the state tournament.

Pack also joins the Aggies from Phoenix, Ariz., where she plays at South Mountain High School against future teammate, **Fisher**. **Pack** and **Fisher** also play on the same club team, GBL Lady Rebels. The 5-10 guard is a 4-star recruit according to ProspectsNation.com and is averaging 15.1 points since starting at SMHS as a freshman.

Pack has had substantial progression in scoring every year. She averaged just 5.4 points as a freshman before pacing the Jaguars with 23.6 points as a junior last season. Not only has the SMHS guard been able to attack the rim, she's also capable of banging in the post – averaging 8.9 rebounds. She was recognized for her breakout year and earned First-Team All-Arizona honors from the *Arizona Republic's AZCentral.com* staff.

Pack helped guide the Jaguars to the state playoffs three years in a row, including a pair of trips to the elite eight her first two seasons. She also led SMHS to a Section V title in her sophomore campaign.

Prince comes to NM State from San Antonio, Texas, where she led Highlands High School to three-straight playoff appearances. **Prince** is also a 3-star recruit according to ESPN. She enters her senior season averaging 13.1 points, 6.8 rebounds, 3.3 steals and 1.7 steals for the Owls. Her scoring prowess continues to evolve each year, as she

WAC™ LEARN • COMPETE • INSPIRE

2014-15 WAC Standings

Rk.	Team	WAC	Overall
1.	**NM State**	**13-1**	**22-8**
2.	CSU Bakersfield	11-3	23-9
3.	UT-Pan American	9-5	19-15
4.	Grand Canyon	7-7	13-14
5.	Seattle U	6-8	10-21
6.	Utah Valley	5-9	11-19
7.	UMKC	4-10	6-24
8.	Chicago State	1-13	4-25

2014-15 WAC Team Stats

SCORING OFFENSE

Rk.	Team	G	W/L	Pts.	PPG
1.	CSU Bakersfield	32	23-9	2346	73.3
2.	**NM State**	**30**	**22-8**	**2159**	**72.0**
3.	UT-Pan American	34	19-15	2181	64.1
4.	Utah Valley	30	11-19	1850	61.7
5.	Grand Canyon	27	13-14	1666	61.7
6.	Seattle U	31	10-21	1879	60.6
7.	UMKC	30	6-24	1710	57.0
8.	Chicago State	29	4-25	1532	52.8

SCORING DEFENSE

Rk.	Team	G	Pts.	PPG
1.	Grand Canyon	27	1585	58.7
2.	Utah Valley	30	1862	62.1
3.	UT-Pan American	34	2179	64-1
4.	**NM State**	**30**	**1939**	**64.6**
5.	UMKC	30	1972	65.7
6.	Seattle U	31	2062	66.5
7.	CSU Bakersfield	32	2141	66.9
8.	Chicago State	29	2080	71.7

FIELD GOAL PERCENTAGE

Rk.	Team	G	FGM	FGA	Pct.
1.	Utah Valley	30	695	1665	.417
2.	**NM State**	**30**	**770**	**1862**	**.414**
3.	UMKC	30	635	1541	.412
4.	Chicago State	29	559	1403	.398
5.	CSU Bakersfield	32	830	2092	.397
6.	Grand Canyon	27	586	1578	.371
7.	Seattle U	31	686	1903	.360
8.	UT-Pan American	34	767	21.99	.349

FREE THROW PERCENTAGE

Rk.	Team	G	FTM	FTA	Pct.
1.	CSU Bakersfield	32	462	623	.742
2.	Chicago State	29	314	450	.698
3.	NM State	30	380	545	.697
4.	UMKC	30	314	451	.696
5.	Grand Canyon	27	295	424	.696
6.	Seattle U	31	378	554	.682
7.	Utah Valley	30	335	496	.675
8.	UT-Pan American	34	767	2199	.349

ASSISTS

Rk.	Team	G	Assists	APG
1.	CSU Bakersfield	32	507	15.84
2.	**NM State**	**30**	**397**	**13.23**
3.	Seattle U	31	403	13.00
4.	Grand Canyon	27	338	12.52
5.	UT-Pan American	34	4212	12.38
6.	Utah Valley	30	349	11.63
7.	UMKC	30	344	11.47
8.	Chicago State	29	299	10.31

increased her scoring average by 2.3 and 2.5 points, respectively, since her freshman year.

Prince is no stranger to accolades. The three-year letter winner for HHS was named MVP for both Region 5A and District 28 as a junior after averaging 15.4 points, 6.3 rebounds, 2.7 assists and 3.9 steals. *The San Antonio Express-News* also named her to the Express-News All-Area Class 5A team. As a freshman and sophomore, Prince earned Texas Association of Basketball Coaches All-Region honors as well as first-team all-district honors.

MEETING THE NEWCOMERS

Head coach Mark Trakh added **Brooke Salas**, **Jeneva Toilolo** and **Takiyah Lopez** to the mix for the 2015-16 season after posting a 22-8 mark last year.

Salas, a 5-10 guard out of Placentia, Calif., led El Dorado High School to three-straight California Interscholastic Federation Southern Section quarterfinals. The freshman led her team with 17.5 points per game as a senior and 19.6 points per game as a junior. She also earned first-team all-county recognition three-straight years.

Toilolo, a 6-3 forward from Honolulu, Hawaii, led Farrington High School to back-to-back league championships in her final two seasons with the Governors. She was also named the Eastern Co-Player of the Year as a junior by the Oahu Interscholastic Association after guiding her team to an 18-2 mark. **Toilolo** was also an integral member of the all-star team from Hawaii that won the 47-team Arizona Elite Spring Classic title.

Last, but not least, is **Lopez** who joins NM State from El Paso, Texas. The Chapin High School graduate finished her final year of prep school leading the Huskies to 24-7 mark and district championship. Prior to that, the 5-8 point guard played at El Dorado High School in El Paso and led EDHS to a 68-18 record during her three years there – including the school's first-ever playoff appearance during her sophomore year.

AGGIES TESTED EARLY

NM State is slated to play a trio of teams that earned a berth into one of the postseason tournaments in its first five games.

First up for the Aggies will be their I-25 rival, New Mexico (Nov. 17), who made it into the second round of the Women's Basketball Invitational. The Lobos concluded their season 21-13. Two days later, NM State will host a tilt against Sacramento State (Nov. 19). The Hornets advanced to the round of 16 in the Women's National Invitational Tournament before falling to Saint Mary's, 77-69.

The following week, Northwestern State arrives in Las Cruces for the Aggie Hotel Encanto Thanksgiving Classic. The Lady Demons were an NCAA first-round team after winning four-straight in the Southland Conference Tournament to earn the automatic bid before falling to nationally-ranked Baylor.

The final postseason team the Aggies could face will be Fordham, depending on the results from day one of the Fordham Holiday Classic (Dec. 29-30). The Rams advanced to the second round of the WNIT and finished the year 21-12.

NCAA MIXING IT UP FOR 2015 AND BEYOND

In an effort to improve the pace of play and the fluidity of the game, the National Collegiate Athletic Association has made some changes for the 2015-17 seasons. Below are some notable changes on the women's side.

- The game will now be played in FOUR quarters instead of TWO halves like prior years
- Teams can now advance the ball with 59.9 seconds or less on the clock in the fourth period or any extra period. The team with possession of the ball at that mark or below, can advanced the ball to the 28-foot line in the front court on the same side of the playing court as the scorer's table if a timeout is granted
    - An opponent's timeout or media timeout does not grant the team in control of the ball at the 59.9 mark or less to advance the ball, unless the media timeout is a result of the team with control of the ball requesting a timeout
    - If a team advances the ball by pass or dribble, any direction, before the timeout is granted, the team will no longer have the option to advance the ball
    - If the ball has been dribbled or passed in the backcourt before the timeout, successive timeouts do not provide the team with the option to advance the ball
    - If the ball has been dribbled or passed in the backcourt and play is stopped for timing or scoring mistakes, an inadvertent whistle, a held ball, technical foul to the team in control or for an injury, blood situation or lost or displaced glasses/lenses and the team in control calls a timeout, the option to advance is NOT available.
    - The head coach must notify the officials of his or her intent to advance the ball before the timeout has been reported to the scorer. If the head coach does not inform the official before the timeout has been reported to the scorer, play will resume at the point of interruption.

- **Team Timeouts**
  - Each team now has three 30-second timeouts and one full timeout (60 seconds)
  - Teams may use as many of their timeouts in the first half as they choose; however, only three timeouts carry-over to the second half
  - If a team does not use a timeout in the first half, they will lose one 30-second timeout
  - The full timeout may be used in ether the first or second half
  - Each team receives one 30-second timeout for each extra period, in addition to any unused second-half timeouts
  - Media timeouts will now occur once in each period at the first dead ball at or below the FIVE-minute mark.
- **Free Throws**
  - Teams are now rewarded two free throws for each common foul beginning with the fifth team foul in the period
- **10-Second Backcourt**
  - The 10-second count shall reset on all stoppages of the game clock except when the defense causes the ball to be out of bounds, the offense retains possession after a held ball, or there is a technical foul assessed to the offensive team.

PRESEASON FAVORITES

The Aggies were picked to finish on top of the WAC standings once again in both the coaches and media polls. The reigning WAC Player of the Year, **Brianna Freeman**, also swept the preseason player of the year honors in both polls while **Sasha Weber** and **Shanice Davis** joined **Freeman** on the preseason first-team honors list. Last year's defensive player of the year, **Moriah Mack**, earned first-team honors in the coaches poll, and was tabbed on the second-team in the media poll.

NM State earned all but one first-place vote in both polls – Aggies weren't allowed to vote for themselves. Seattle U earned the only other first-place vote in the coaches poll while last year's regular-season runner-up, CSU Bakersfield, earned the other vote in the media poll.

DELGADO JOINS 2015-16 STAFF

Head coach **Mark Trakh** added **Amanda Delgado** to his staff for the 2015-16 season as the Director of Player Development. **Delgado** joins NM State after playing for the Oregon Ducks the last four seasons. The Las Vegas, Nev., product played her first three years under former NBA and WNBA Champion, Paul Westhead. She wrapped up her senior campaign under first-year head coach Kelly Graves, who was the architect of the Gonzaga program.

AGGIES TABBED FOURTH MOST-IMPROVED

According to the NCAA, NM State was the fourth most-improved team in Division I for the 2014-15 season. The Aggies' 11.5 games improvement from 2013-14 was only topped by Ohio (17), Texas-Arlington (12.5) and Southern Illinois (12).

The games improved was determined by the adding the difference in victories between the 2013-14 and 2014-15 seasons to the difference in losses between the two season and then dividing it by two – including postseason play.

WAC PRESEASON COACHES POLL

Rk.	Team (First-Place Votes)	Points
1.	**NM State (7)**	**49**
2.	CSU Bakersfield	39
3.	Seattle U (1)	33
4.	UT Rio Grande Valley	30
5.	Grand Canyon	37
6.	Utah Valley	26
7.	UMKC	13
8.	Chicago State	7

First Team

Brianna Freeman, NM State (POY)
Shawnte' Goff, UTRGV
Sasha Weber, NM State
Taelor Ross, Seattle U
Shanice Davis, NM State

Second Team

Rhaiah Spooner-Knight, Utah Valley
Alyssa Shannon, CSU Bakersfield
Batabe Zempare, CSU Bakersfield
Cyrstal Allen, Seattle U
August Touchard, Grand Canyon

WAC PRESEASON MEDIA POLL

Rk.	Team (First-Place Votes)	Points
1.	**NM State (9)**	**79**
2.	CSU Bakersfield	65
3.	UT Rio Grande Valley	54
4.	Seattle U	48
5.	Grand Canyon	43
6.	Utah Valley	40
7.	UMKC	19
8.	Chicago State	12

First Team

Brianna Freeman, NM State (POY)
Sasha Weber, NM State
Shawnte Goff, UTRGV
Rhaiah Spooner-Knight, Utah Valley
Alyssa Shannon, CSU Bakersfield

Second Team

Taelor Ross, Seattle U
Shanice Davis, NM State
Batabe Zempare, CSU Bakersfield
Dajy Vines, CSU Bakersfield
Layne Murphy, Chicago State

2014-15 SEASON ROUND-UP

The NM State women's basketball team made a splash in the college basketball world last season, going 22-8 on the year and 13-1 in conference play. Here's a recap of highlights from last year's historic run.

- Last time the Aggies won 20-plus games was in the 2007-08 season (23-9)
- First WAC regular-season title in program history
- First WAC Tournament title in program history
- First NCAA appearance since the 1987-88 season (23-7, first-round loss at #11 Washington, 99-74)
  - Lost to No. 1-seed Maryland, who was also ranked No. 4/3 in the polls, in the first round of the NCAA Tournament on the road – 75-57.
- Mark Trakh named WAC Coach of the Year, WBCA Region VII Coach of the Year and Pat Summitt National Coach of the Year Finalist
  - Last conference coach of the year winner was Joe McKeown in 1988
  - First-ever WBCA Region VII Coach of the Year in program history
- Trakh became one of 10 coaches in NCAA history to lead three separate teams to the tournament (Pepperdine, USC, NM State)
- Brianna Freeman named WAC Player of the Year and WAC Tournament MVP
- Shanice Davis, Sasha Weber and Freeman were named First-Team All-WAC
  - Last time three or more Aggies earned first-team all-conference honors was back in 1988 (4)
- After starting the season 0-5, NM State finished the season winning 22 of its last 25 games

Record Breakdown

	Rec.	Streak
Overall	**1-0**	**W1**
Home	0-0	--
Away	1-0	W1
Neutral	0-0	--
Conference	**0-0**	--
Home	0-0	--
Away	0-0	--
Non-Conference	**1-0**	**W1**
Home	0-0	--
Away	1-0	**W1**
Neutral	0-0	--
November	**1-0**	--
Home	0-0	--
Away	1-0	**W1**
Neutral	0-0	--
December	**0-0**	--
Home	0-0	--
Away	0-0	--
Neutral	0-0	--
January	**0-0**	--
Home	0-0	--
Away	0-0	--
Neutral	0-0	--
February	**0-0**	--
Home	0-0	--
Away	0-0	--
Neutral	0-0	--
March	**0-0**	--
Home	0-0	--
Away	0-0	--
Neutral	0-0	--
Overtime games	0-0	--
vs. Top-25 teams	0-0	--

NM State When...

Leading after 1Q	0-0	--
Trailing after 1Q	1-0	**W1**
Leading at the half	1-0	**W1**
Trailing at the half	0-0	--
Leading after 3Q	0-0	--
Trailing after 3Q	0-0	--
When NM State wins the tip	1-0	**W1**
When NM State loses the tip	0-0	--
When NM State scores first	0-0	--
When opponent scores first	1-0	**W1**
Games decided by 1-4 points	0-0	--
Games decided by 5-9 points	0-0	--
Games decided by 10-14 points	1-0	**W1**
Games decided by 15+ points	0-0	--
Opponent scores 80+ points	0-0	--
Opponent scores 70-79 points	0-0	--
Opponent scores 60-69 points	1-0	**W1**
Opponent scores 50-59 points	0-0	--
Opponents scores under 50 points	0-0	--
NM State has more rebounds	0-0	--
Opponent has more rebounds	0-0	--
Rebound totals are tied	1-0	**W1**
NM has more assists	0-0	--
Opponent has more assists	0-0	--
Assist totals are tied	1-0	**W1**
NM State has more steals	1-0	**W1**
Opponent has more steals	0-0	--
Steal totals are tied	0-0	--
NM State has more blocks	1-0	**W1**
Opponent has more blocks	0-0	--
Block totals are tied	0-0	--
NM State has more fouls	0-0	--
Opponent has more fouls	1-0	**W1**
Foul totals are tied	0-0	--
NM State has a better FG%	0-0	--
Opponent has a better FG%	1-0	**W1**
Field Goal % is tied	0-0	--
NM State shoots > 50% in FGs	0-0	--
NM State shoots < 50% in FGs	1-0	**W1**
NM State has more TOs	0-0	--
Opponent has more TOs	1-0	**W1**

The Last Time NM State...

Won at home ..... 2/28/15 vs. UTPA (80-60)
Lost at home ..... 11/29/14 vs. CSUF (66-51)
Won away ..... 11/13/15 at NDSU (79-69)
Lost away ..... 3/21/15 at #4 Maryland* (75-57)
Won neutral ..... 3/14/15 vs. UTPA^ (70-52)
Lost neutral ..... 12/19/14 vs. Pacific (67-62)
Won in OT ..... 3/13/15 vs. Seattle U^ (79-75 OT)
Lost in OT ..... 11/28/14 vs. Weber State (100-97 OT2)
Won vs. ranked opp.... 1/3/05 vs. #22 Houston (68-63)
Loss vs. ranked opp ..... 3/21/15 at #4 Maryland* (75-57)

Had 0 players with 10+ points ... 11/18/14 at Boise State
Had 5 players with 10+ points ..... 11/13/15 at NDSU
Had 2 players with 20+ points ..... 2/28/15 vs. UTPA
..... Brianna Freeman (21) & Sasha Weber (20)
Had 3 players with 20+ points ..... 1/18/14 vs. UMKC
..... Danesia Williamson (30), Abby Scott (25) Sasha Weber (20)
Had 2 players with 30+ points ..... 3/3/88 vs. BYU
..... Jill Spaschak (32) & Vicki Evans (31)

Won by 30-39 points ..... 1/18/03 vs. UTPA (77-42)
Won by 40-49 points ..... 1/4/15 vs. Northern NM (81-39)
Won by 50+ points ..... 11/26/91 vs. New Mexico (108-45)
Scored 90-99 points ..... 11/28/14 vs. Weber State (97)
Scored 100+ points ..... 1/18/14 vs. UMKC (106)

Made 35+ field goals ..... 1/18/14 vs. UMKC (36)
Shot above 55% in FGs.. 11/22/10 vs. Western NM (.565)
Shot above 60% in FGs ..... 3/1/97 vs. Idaho (.667)

Made 10+ 3-pointers ..... 3/7/15 at Chicago State (10)
Made 25+ free throws ..... 2/14/15 at CSU Bakersfield (31)
Had 50+ rebounds ..... 1/15/15 vs. CSU Bakersfield (53)
Had 20+ assists ..... 12/29/14 at Southern Utah (20)
Had 15+ steals ..... 11/13/15 at NDSU (15)
Had 20+ turnovers ..... 1/31/15 at UTPA (27)
Had 10+ blocked shots ..... 11/13/15 at NDSU (11)

The Last Time An Aggie...

Scored 30-34 points ..... 32, Shanice Davis
..... vs. Bakersfield (1/15/15)
Scored 35-39 points ..... 37, Danesia Williamson
..... vs. UT Pan American (3/12/14)
Scored 40+ points ..... 40, Anita Maxwell
..... vs. UC Irvine (1/8/95)
Had 25+ rebounds ..... 29, Ann McReynolds
..... vs. UTEP (12/6/77)
Had 10+ assists ..... 11, Danesia Williamson
..... at Utah Valley (2/1/14)
Had 5+ steals ..... 7, Brooke Salas
..... at North Dakota State (11/13/15)
Had 5+ blocks ..... 7, Brianna Freeman
..... vs. Weber State (11/28/14)
Made 10+ Field Goals ..... 12, Shanice Davis
..... vs. CSU Bakersfield (1/15/15)
Made 10+ Free Throws ..... 10 Shanice Davis
..... at CSU Bakersfield (2/14/15)
Made 10+ 3-Pointers ..... 11, Abby Scott
..... vs. Chicago State (1/16/14)
Had a double-double ..... 3/13/15 vs. Seattle U^
..... Brianna Freeman (19 points, 16 rebounds)
2+ players with a double-double ..... 1/15/15 vs. CSU Bakersfield
..... Briana Freeman (25 points, 10 rebounds)
..... Sasha Weber (14 points, 12 rebounds)
..... Moriah Mack (10 points, 13 rebounds)
Had a triple-double ..... 2/15/92 vs. CSUF
..... Andrewa Kabwasa (14 points, 12 assists, 10 rebounds)

^Denotes WAC Tournament game
*Denotes NCAA Tournament game

2015-16 Preseason Quick Facts

University Information

Name ..... New Mexico State University
Location ..... Las Cruces, N.M.
Founded 1888
Nickname ..... Aggies
Colors ..... Crimson & White
Enrollment 15,829
President ..... Dr. Garrey Carruthers
Athletics Director ..... Mario Moccia
Senior Women's Administrator ..... Tamara Inoue
Faculty Athletics Rep ..... Dr. James Peach
Arena ..... Pan American Center
Capacity 12,572
Press Row Phone 575-646-3400
Radio ..... KWML 570AM (Las Cruces)
..... KNML 610AM (Albuquerque)
..... KROD 600AM (El Paso)
Website ..... www.NMStateSports.com

Program History

First Season 1973-74
First Season at Pan Am Center 1976-77
Pan American Center Record ..... 374-183 (.672)
WAC Record at Pan Am Center ..... 42-37 (.532)
All-Time Record ..... 636-568 (.528)
All-Time WAC Record ..... 72-86 (.446)
WAC Championships (Last) 1 (2014-15)
WAC Tournament Champs (Last) 1 (2014-15)
WAC Tournament Record 11-9
Overall Postseason Record 1-6
NCAA Appearances (Record) 3 (0-3)
WNIT Appearances (Record) 2 (1-3)

Team Information

2014-15 Record ..... 22-8 (13-1 WAC)
2014-15 Postseason ..... NCAA 1st Round
Final Ranking (AP/WBCA) ..... None
Starters Returning/Lost 5/0
Letterwinners Returning/Lost 11/3
Redshirts Returning/Lost 1/0
Newcomers 3
Points Returning/Total 2096/2159
Rebounds Returning/total 1077/1139
Assists Returning/Total 393/396
Steals Returning/Total 320/328
Blocks Returning/Total 99/103

Coaching Staff

Head Coach ..... Mark Trakh (Long Beach State 1981)
Email ..... mtrack@nmsu.edu
Office Phone 575-646-1570
NM State Career ..... 5th Season (54-68)
Collegiate Career ..... 20th Season (343-255)
Assoc. Head Coach ..... Tamara Inoue (5th Season)
Email ..... tinoue@nmsu.edu
Office Phone 575-646-2423
Assistant Coach ..... Aarika Hughs (5th Season)
Email ..... aarikah@nmsu.edu
Office Phone 575-646-2482
Assistant Coach ..... Cecilia Russell-Nava (2nd Season)
Email ..... russellc@nmsu.edu
Office Phone 575-646-2419

Support Staff

Program Assistant ..... Lisa Brown
Dir. of Player Development ..... Amanda Delgado
Athletic Trainer ..... Marcella Matanis
Strength & Conditioning ..... Akeem Robinson
Team Managers ..... Naujai King
..... Karla Chavez
..... Sara Lopez

Social Media

Twitter ..... @NMStateWBB
Mark Trakh ..... @CoachTrakh
Tamara Inoue ..... @CoachInoue
Aarika Hughes ..... @CoachAarika
Cecilia Russell-Nava ..... @CoachCCNava
Instagram ..... @NMStateWBB
Facebook ..... /NMStateWBB

Athletic Media Relations

Women's Basketball Contact ..... **John Vu**
Office Phone 575-646-4120
Cell Phone 714-9163
E-Mail ..... jvu@nmsu.edu
Twitter ..... @JohnVuNMSU
Asst. AD - Media Relations ..... Bill Powers
Assistant Director ..... Cari Gold
Assistant Director ..... Jake Hudspeth
Fax 575-646-2099
Mailing Address ..... Athletic Media Relations
..... 3035 Williams Ave., Roberts Hall
..... Las Cruces, NM 88003

Starters Returning

Name	Pos.	MPG	PPG	RPG	APG
Shanice Davis	G	34.7	13.7	3.7	3.9
Shasha Weber	G	33.0	14.9	5.2	2.1
Moriah Mack	G	31.6	8.1	5.3	2.6
Brianna Freeman	F	27.2	13.7	7.9	0.6
Abby Scott	G	23.0	7.7	2.8	1.3

Letterwinners Returning

Name	Pos.	MPG	PPG	RPG	APG
Tamera William	G	19.1	4.5	2.9	0.8
Zaire Williams	G	16.5	4.8	2.1	1.4
Tyler Ellis	F	7.2	1.2	2.6	0.3
Jasmine Cooper	F	4.5	0.8	1.0	0.1
Brandee Walton	F	4.4	0.9	0.5	0.1
Emily Harden	G	3.8	1.6	0.2	0.1

Letterwinners Lost

Name	Pos.	MPG	PPG	RPG	APG
Kassandra Harris	F	8.2	3.4	2.3	0.1
Jasmine Rutledge	F	4.0	0.8	1.3	0.1
Bradley Nash	F	3.2	0.0	1.4	0.0

ALL-TIME SERIES RECORD (2015-16 OPPONENTS ONLY)

Opponent	Home	Away	Neau	Overall	Last
Arizona	8-4	3-6	0-2	10-12	2011
Bakersfield	2-1	0-2	0-0	2-3	2015
Chicago State	2-0	2-0	0-0	4-0	2015
Eastern New Mexico	13-0	7-0	0-0	20-0	2014
Fordham	--	--	--	--	--
Grand Canyon	2-0	1-1	0-0	3-1	2015
Long Beach State	9-1	5-7	0-0	14-8	2009
New Mexico	14-23	11-24	2-0	26-46	2014
North Dakota State	2-0	1-1	0-0	3-1	2014
Northern Arizona	9-1	5-2	2-1	16-4	2005
Northwestern State	0-0	0-1	0-0	0-1	2013
Sacramento State	1-0	0-2	1-0	2-2	2014
San Jose State	14-1	11-4	1-0	26-5	2013
Seattle U	2-1	1-2	1-1	4-4	2015
Southern Utah	3-2	2-0	0-0	5-2	2014
UMKC	3-0	1-2	1-1	5-3	2015
Utah Valley	2-1	2-1	0-0	4-2	2015
UTEP	32-10	18-26	0-0	50-36	2014
UTRGV	5-0	2-1	1-0	8-1	2015
Vanderbilt	0-0	0-0	0-1	0-1	1987
Western New Mexico	9-0	1-0	0-0	10-0	2010
TOTAL	**161-46**	**74-81**	**9-6**	**212-132**	--

-2015-16 games included

AP POLL

Preseason (Nov. 2)

RK.	TEAM	RECORD	PTS
1.	Connecticut (32)	0-0	800
2.	South Carolina	0-0	758
3.	Notre dame	0-0	714
4.	Tennessee	0-0	711
5.	Baylor	0-0	672
6.	Ohio State	0-0	570
7.	Florida State	0-0	551
8.	Louisville	0-0	541
9.	Maryland	0-0	536
10.	Oregon State	0-0	518
11.	Mississippi State	0-0	564
12	Texas	0-0	459
13.	Texas A&M	0-0	397
14.	Duke	0-0	392
15.	Arizona State	0-0	347
16.	Stanford	0-0	338
17.	Oklahoma	0-0	264
18.	Kentucky	0-0	241
19.	Northwestern	0-0	209
20.	South Florida	0-0	202
21.	George Washington	0-0	171
22.	North Carolina	0-0	94
23.	Syracuse	0-0	74
24.	Michigan State	0-0	61
25.	Chattanooga	0-0	60

Others receiving votes: Princeton 58, DePaul 45, Florida Gulf Coast 37, Rutgers 34, Iowa 17, California 14, Dayton 13, Arkansas 8, Western Kentucky 6, Vanderbilt 5, West Virginia 4, UCLA 4, Iowa State 4, Missouri 3, Gonzaga 2, Miami (FL) 1

USA TODAY POLL

Preseason (Nov. 2)

RK.	TEAM	RECORD	PTS
1.	Connecticut (32)	0-0	800
2.	South Carolina	0-0	757
3.	Notre dame	0-0	719
4.	Tennessee	0-0	689
5.	Baylor	0-0	666
6.	Maryland	0-0	620
7.	Florida State	0-0	542
8.	Louisville	0-0	528
9.	Oregon State	0-0	460
10.	Ohio State	0-0	435
11.	Texas	0-0	429
12	Duke	0-0	388
13.	Mississippi State	0-0	385
14.	Stanford	0-0	382
15.	Arizona State	0-0	377
16.	Texas A&M	0-0	304
17.	Kentucky	0-0	303
18.	Oklahoma	0-0	210
19.	South Florida	0-0	183
20.	North Carolina	0-0	143
21.	George Washington	0-0	109
22.	DePaul	0-0	106
23.	Iowa	0-0	101
24.	Northwestern	0-0	98
25.	Princeton	0-0	84

Others receiving votes: Michigan State 79, Dayton 76, Florida Gulf Coast 68, Gonzaga 63, Rutgers 44, Syracuse 42, Chattanooga 41, St John's 33, California 28, UCLA 22, Iowa State 17, LSU 17, Miami (FL) 11, Nebraska 9, Seton Hall 8, Middle Tennessee 6, Washington 4, West Virginia 3, Villanova 2, Virginia 2, Arkansas-Little Rock 2, Arkansas State 1, Green Bay 1, Albany 1, BYU 1, James Madison 1

MARK TRAKH

EXPERIENCE

NM State Experience	5th Season
NM State Record	54-68
NM State WAC Record	30-32
Collegiate Experience	20th Season
Collegiate Record	343-255
Alma Mater	Long Beach State, 1981

CAREER HIGHLIGHTS

Brea Olinda High School (1981-93)
- Amassed a 354-45 overall record
- Four CIF State Championships
  -1989, 1991, 1992, 1993
- Six CIF-SS Championships
- 12 Orange League Championships
- Went 161-8 in his final five season
  -Never lost more than 2 games in those 5 years

Pepperdine University (1993-2004)
- Went 199-123 overall and 99-55 in WCC
- Four WCC Championships
- WCC Coach of the Year (1999, 2002)
- Six-consecutive 20-win season (1997-2003)
- Six-consecutive NCAA Tournament berths

USC (2004-2009)
- Went 90-64 overall, finish in the top half of the Pac-10 all five years
- Led USC to back-to-back NCAA appearances in his first two years, its first time in seven years
- Pac-10 Tournament Runner-Up (2009)
- Pac-10 regular-season runner-up (2005)
- Coached Eshaya Murphy, a WNBA 2nd-Round Draft pick

NM State (2011-Pres.)
- Region VII Coach of the Year
- WAC Coach of the Year
- 10th coach in NCAA history to lead 3 teams to NCAA Tournaments.

Head coach Mark Trakh (pronounced TRACK) enters his fifth season at the helm of the NM State program after not only one of his best personal seasons, but one of the greatest seasons in Aggie program history.

After three years at NM State, Trakh had only accumulated a 32-60 overall record without a winning season, but after a 22-8 fourth season that landed the Aggies in the NCAA Tournament for the first time in 27 years, the NM State head coach moved from eighth to fifth place on the Aggie women's basketball all-time wins list. He heads into the 2015-16 season with a 54-68 overall record at NM State.

Trakh led the Aggies to the Western Athletic Conference regular-season and tournament titles in 2014-15 en route to facing top-seed Maryland in the NCAA Tournament. It was the Aggies' first conference regular-season championship in 20 years and the program's first-ever tournament title. For his efforts, Trakh was named the WAC Coach of the Year and the Region 7 Coach of the Year by the Women's Basketball Coaches' Association (WBCA).

Included in the 22-8 record last season was a 13-1 record in WAC play, NM State's first winning record in conference play in seven years and the second-best conference record in program history next to a 10-0 undefeated record in 1987-88.

Prior to NM State, Trakh coached for five seasons at Southern California (2004-2009) and 11 seasons at Pepperdine (1993-2004). The 22 wins last season tied the 22 wins he had at Pepperdine in 2002-03 and is only superseded by 23 wins with Pepperdine in 2001-02. Trakh's 22-8 2014-15 record brings his career collegiate coaching record to 343-255.

Last season was the sixth time Trakh has led his squad into the NCAA Tournament. He became only the 10th coach in women's basketball history to lead three different programs into the big dance. Trakh also led Pepperdine to three WNIT appearances. Among his player highlights was sophomore Brianna Freeman, who was named the WAC Player of the Year and the WAC Tournament MVP. Juniors Sasha Weber and Shanice Davis joined Freeman on the All-WAC first team while Davis was also on the WAC All-Newcomer team and sophomore Moriah Mack was placed on the All-WAC Defensive team.

In the 2013-14 season, Trakh lead the Aggies to an 11-20 overall record, going 7-9 in conference play.

Sophomore guard Abby Scott was named WAC Player of the Week during her performance in the week of Jan. 13-19. Trakh guided Scott as she hit a career-high 36 points versus Chicago State, including 11 three pointers, which broke the WAC and NM State record for three pointers in a game and putting her to tie for second in the NCAA. Scott followed the game with another 25 points, eight rebounds, three assists and two assists in a win against Kansas City.

During the season, junior guard Danesia Williamson was named to the 2014 All-WAC second team and all-tournament team after her performance during conference play. At the WAC Tournament, Williamson scored a career-high 37 points in the quarterfinals win over Texas-Pan American and went 17-for-19 at the line to set a new WAC and NM State record. Her 37 points tied Anita Maxwell for second-most points scored in a single game for NM State. She finished the year for NM State with five 30-point games and put up double-figure scoring in 21 of her 22 games.

In his second year with the Aggies, Trakh led the 2012-13 Aggies to collect more than double the wins from the previous season and finish with a 15-16 overall record and 7-11 in the WAC. He guided NM State to a win over defending Conference USA champion UTEP as part of the Battle of I-10 Rivalry Series. Trakh notched his 300th career victory as a Division I head coach while leading the Aggies in 2012-13. The milestone came off a 70-68 win over Southern Utah in Cedar City, Utah.

Under the direction of Trakh and staff, the Aggies worked to the program's highest scoring game in 21 years, when NM State topped then-WAC leading Utah State 106-94. The Aggies also notched another milestone in the record books with the 600th program victory in the 87-81 win over Cal State Bakersfield.

NM State garnered three WAC Player of the Week Awards during the latter part of the 2012-13 season and senior Stefanie Gilbreath was named Newcomer of the Year and All-WAC second team. He led the Aggies to the quarterfinals of the 2013 WAC Championships before falling to No.1 seed Seattle.

In 2011-12, Trakh became the 10th head coach in NM State women's basketball history. He coached the Aggies to a 6-24 record overall and coached senior Tabitha Wampler to the 1,000

Point Club (1,254).

Trakh has over 30 years of head coaching experience, including 20 at the NCAA Division I level at both Southern California and Pepperdine.

Trakh served as the head coach at USC from 2004-09, where he compiled a 90-64 overall record. In his first two seasons, he guided the Women of Troy to their first NCAA appearances in seven years, as the team advanced to the second round in both 2005 and 2006. The Trojans finished in the top half of the Pac-10 all five years and were the conference tournament runner-up in 2009 and regular season runner-up in 2005.

Trakh coached four All-Pac-10 performers at USC, including two-time first-team honoree Eshaya Murphy, who was later tabbed in the second round of the WNBA Draft in 2007. In all, his players made various all-Pac-10 teams 20 times and also excelled in the classroom, garnering a spot on the conference all-academic squad on 14 occasions.

On the recruiting trail, Trakh helped the Trojans sign four classes ranked in the top 12 nationally, including the No. 1 class in 2006, according to USA Today and All Star Girls Report. Trakh successfully recruited 10 Street & Smith All-Americans, seven McDonald's All-Americans, three Parade All-Americans and the 2006 National Player of the Year.

Before accepting the position at USC, Trakh had a highly successful 11-year tenure as head coach at Pepperdine from 1993-2004. Under his direction, the Waves posted six consecutive 20-win seasons from 1997-2003, made six straight postseason appearances and claimed four West Coast Conference titles. Trakh was twice named the league's coach of the year in both 1999 and 2002, and ended his tenure with a 199-123 overall record and a 99-55 mark in the WCC.

The Waves had two WCC Players of the Year in Rasheeda Clark (2000) and Tamara McDonald (2002), with Clark going on to become the school's first ever WNBA Draft pick. Trakh coached 10 first-team all-conference players at Pepperdine and his student-athletes posted an impressive 100 percent graduation rate during his stay in Malibu.

Before entering the collegiate ranks, Trakh had a Hall of Fame career as the head girls' coach at Brea Olinda High School in Brea, Calif., from 1981-93. He helped lead the Ladycats to national prominence with a 354-45 overall record, highlighted by four state titles (1989, 1991, 1992 and 1993), six CIF Southern Section championships and 12 Orange League Crowns. In his final five campaigns, Brea Olinda posted an amazing 161-8 record and did not lose more than two games in any single season.

Among his standouts at Brea Olinda were current Long Beach State head coach Jody (Anton) Wynn and current Hawai'i associate coach Da Houl. Trakh, a California State High School Coach of the Year, is a member of both the City of Brea Athletic Hall of Fame as well as the Southern California High School Basketball Coaches' Hall of Fame.

A 1981 graduate of Long Beach State, the Wanque, N.J., native earned his bachelor's degree in journalism and also has his teaching credential.

The Trakh File

Year	School	Position	Overall	Pct.	Conf.	Pct.	Conference Tournament	Postseason
1993-94	Pepperdine	Head Coach	14-12	.538	6-8	.429	--	--
1994-95	Pepperdine	Head Coach	10-16	.385	4-10	.286	0-1	--
1995-96	Pepperdine	Head Coach	15-13	.536	7-7	.500	1-1	--
1996-97	Pepperdine	Head Coach	15-13	.536	6-8	.429	1-1	--
1997-98	Pepperdine	Head Coach	21-10	.677	10-4	.714	1-1	--
1998-99	Pepperdine	Head Coach	21-9	.700	11-3	.786	2-1	WNIT
1999-00	Pepperdine	Head Coach	21-10	.677	12-2	.857	2-1	NCAA
2000-01	Pepperdine	Head Coach	20-11	.645	10-4	.714	0-1	WNIT
2001-02	Pepperdine	Head Coach	23-8	.742	11-3	.786	3-0	NCAA
2002-03	Pepperdine	Head Coach	22-8	.733	12-2	.867	2-0	NCAA
2003-04	Pepperdine	Head Coach	17-13	.567	10-4	.714	1-1	WNIT
2004-05	USC	Head Coach	20-11	.645	12-6	.667	1-1	NCAA
2005-06	USC	Head Coach	19-12	.613	11-7	.611	1-1	NCAA
2006-07	USC	Head Coach	17-13	.567	10-8	.556	1-1	--
2007-08	USC	Head Coach	17-13	.567	10-8	.556	0-1	--
2008-09	USC	Head Coach	17-15	.531	9-9	.500	2-1	--
2009-10	San Diego State	Assoc. Head Coach	--	--	--	--	--	--
2010-11	San Diego State	Assoc. Head Coach	--	--	--	--	--	--
2011-12	NM State	Head Coach	6-24	.200	3-11	.214	0-1	--
2012-13	NM State	Head Coach	15-16	.484	7-11	.389	1-1	--
2013-14	NM State	Head Coach	11-20	.355	7-9	.438	1-1	--
2014-15	NM State	Head Coach	22-8	.733	13-1	.929	2-0	NCAA
Totals	--	--	**343-255**	**.574**	**181-125**	**.592**	**22-16**	--

Numerical Roster

No.	Name	Pos.	Ht.	Yr.	Hometown (Previous School)
1	Jasmine Cooper	F	5-11	So.	Dallas, Texas (Lincoln HS)
2	Brooke Salas	G	5-10	Fr.	Placentia, Calif. (Chapin HS)
3	Takiyah Lopez	G	5-8	Fr.	El Paso, Texas (Chapin HS)
4	Sasha Weber	G	6-0	Sr.	Lacey, Wash. (Timberline HS)
10	Emily Hardin	G	5-7	So.	Porterville, Calif. (Monache HS)
11	Shanice Davis	G	5-6	Sr.	Killeen, Texas (Harker Heights HS)
12	Zaire Williams	G	5-6	So.	Dana Point, Calif. (Santa Margarita Catholic HS)
20	Brandee Walton	F	5-11	Jr.	Surprise, Ariz. (St. Mary's HS)
21	Tamera William	G	5-9	Jr.	Las Vegas, Nev. (Centennial HS)
22	Tyler Ellis	F	6-2	Jr.	Antelope, Calif. (Antelope HS)
23	Abby Scott	G	6-1	Sr.	Madras, Ore. (Madras HS)
24	Brianna Freeman	F	6-1	Jr.	Killeen, Texas (Harker Heights HS)
33	Jeneva Toilolo	F	6-3	Fr.	Honolulu, Hawai'i (Farrington HS)
35	Moriah Mack	G	5-8	Jr.	San Antonio, Texas (Raegan HS)
50	Tyesha Taylor	F	6-4	RFr.	Temple, Texas (Temple HS)

Coaching Staff

Head Coach - Mark Trakh (fifth year)
Associate Head Coach - Tamara Inoue (fifth year)
Assistant Coach - Aarika Hughes (fifth year)
Assistant Coach - Cecilia Russell-Nava (second year)

Alphabetical Roster

No.	Name	Pos.	Ht.	Yr.	Hometown (Previous School)
1	Jasmine Cooper	F	5-11	So.	Dallas, Texas (Lincoln HS)
11	Shanice Davis	G	5-6	Sr.	Killeen, Texas (Harker Heights HS)
22	Tyler Ellis	F	6-2	Jr.	Antelope, Calif. (Antelope HS)
24	Brianna Freeman	F	6-1	Jr.	Killeen, Texas (Harker Heights HS)
10	Emily Hardin	G	5-7	So.	Porterville, Calif. (Monache HS)
3	Takiyah Lopez	G	5-8	Fr.	El Paso, Texas (Chapin HS)
35	Moriah Mack	G	5-8	Jr.	San Antonio, Texas (Raegan HS)
2	Brooke Salas	G	5-10	Fr.	Placentia, Calif. (Chapin HS)
23	Abby Scott	G	6-1	Sr.	Madras, Ore. (Madras HS)
50	Tyesha Taylor	F	6-4	RFr.	Temple, Texas (Temple HS)
33	Jeneva Toilolo	F	6-3	Fr.	Honolulu, Hawai'i (Farrington HS)
20	Brandee Walton	F	5-11	Jr.	Surprise, Ariz. (St. Mary's HS)
21	Tamera William	G	5-9	Jr.	Las Vegas, Nev. (Centennial HS)
12	Zaire Williams	G	5-6	So.	Dana Point, Calif. (Santa Margarita Catholic HS)
4	Sasha Weber	G	6-0	Sr.	Lacey, Wash. (Timberline HS)

By Class

• Seniors (3)
Shanice Davis, Abby Scott, Sasha Weber

• Juniors (5)
Tyler Ellis, Brianna Freeman, Moriah Mack, Brandee Walton, Tamera William

• Sophomores (3)
Jasmine Cooper, Emily Hardin
Zaire Williams

• Freshmen (4)
Takiyah Lopez, Brook Salas, Tyesha Taylor
Jeneva Toilolo

By State

• Texas (6)
Jasmine Cooper, Shanice Davis, Brianna Freeman, Takiyah Lopez, Moriah Mack, Tyesha Taylor

• California (4)
Tyler Ellis, Emily Hardin, Brooke Salas, Zaire Williams

• Arizona (1)
Brandee Walton

• Hawai'i (1)
Jeneva Toilolo

• Nevada (1)
Tamera William

• Oregon (1)
Abby Scott

• Washington (1)
Sasha Weber

By Position

• Guards (9)
Shanice Davis, Emily Hardin, Takiyah Lopez, Moriah Mack, Brooke Salas, Abby Scott, Tamera William, Zaire Williams, Sasha Weber

• Forwards (6)
Jasmine Cooper, Tyler Ellis, Brianna Freeman Tyesha Taylor, Jeneva Toilolo, Brandee Walton

Pronunciation Guide

Shanice Davis ..... shuh-neece
Aarika Hughes..... erica
Tamara Inoue..... TAM-uh-ruh IN-oh-way
Takiyah Lopez ..... Tuh-kie-uh
Cecilia Russell-**Nava**....Seh-SEE-lee-ah NAH-vah
Brooke **Salas**..... sal-us
Tyesha Taylor..... tie-EE-shaw
Jeneva **Toilolo**..... juh-nee-vuh toy-loh-loh
Mark **Trakh**..... TRACK
Sasha **Weber**..... web-burr
Tamera William ..... tuh-mare-ruh
Zaire Williams..... zai-ear

1

Jasmine Cooper
5-11 - So. - Forward

2

Brooke Salas
5-10 - Fr. - Guard

3

Takiyah Lopez
5-8 - Fr. - Guard

4

Sasha Weber
6-0 - Sr. - Guard

10

Emily Harden
5-7 - So. - Guard

11

Shanice Davis
5-6 - Sr. - Guard

12

Zaire Williams
5-6 - So. - Guard

20

Brandee Walton
5-11 - Jr. Forward

21

Tamera William
5-9 - Jr. - Guard

22

Tyler Ellis
6-2 - Jr. - Forward

23

Abby Scott
6-1 - Sr. - Guard

24

Brianna Freeman
6-1 - Jr. - Forward

33

Jeneva Toilolo
6-3 - Fr. - Forward

35

Moriah Mack
5-8 - Jr. - Guard

55

Tyesha Taylor
6-4 - RFr. - Forward

HC

Mark Trakh

AHC

Tamara Inoue

AC

Aarika Hughes

AC

Cecelia Russell-Nava

OPS

Amanda Delgado

2015-16 Results

RECORD:	OVERALL	HOME	AWAY	NEUTRAL
ALL GAMES	1-0	0-0	1-0	0-0
CONFERENCE	0-0	0-0	0-0	0-0
NON-CONFERENCE	1-0	0-0	1-0	0-0

Date	Opponent		Score	Att.	High Points	High Rebounds
11/13/15	at North Dakota State	W	79-69	587	(19)William, Tamera	(8)Brooke Salas
						(8)Freeman, Brianna

* - Conference game

Attendance Summary	Games	Attend	Avg/Game
Home	0	0	0
Away	1	587	587
Neutral	0	0	0
Total	1	587	587

2015-16 Statistics

RECORD:	OVERALL	HOME	AWAY	NEUTRAL
ALL GAMES	1-0	0-0	1-0	0-0
CONFERENCE	0-0	0-0	0-0	0-0
NON-CONFERENCE	1-0	0-0	1-0	0-0

					Total		3-Point		F-Throw		Rebounds											
##	Player	gp-gs	min	avg	fg-fga	fg%	3fg-fga	3fg%	ft-fta	ft%	off	def	tot	avg	pf	dq	a	to	blk	stl	pts	avg
21	William, Tamera	1-1	24	24.0	7-12	.583	1-1	1.000	4-5	.800	2	0	2	2.0	1	0	0	0	2	2	19	19.0
04	Sasha Weber	1-1	32	32.0	5-12	.417	4-7	.571	0-0	.000	0	3	3	3.0	1	0	2	1	2	2	14	14.0
23	Scott, Abby	1-0	21	21.0	5-15	.333	2-10	.200	0-0	.000	2	3	5	5.0	1	0	0	0	1	2	12	12.0
24	Freeman, Brianna	1-1	28	28.0	6-11	.545	0-0	.000	0-0	.000	3	5	8	8.0	0	0	1	1	4	0	12	12.0
05	Brooke Salas	1-1	19	19.0	2-10	.200	0-4	.000	6-6	1.000	1	7	8	8.0	4	0	2	2	0	7	10	10.0
11	Davis, Shanice	1-1	27	27.0	2-6	.333	0-2	.000	0-0	.000	2	1	3	3.0	2	0	7	2	0	2	4	4.0
50	Taylor, Tyesha	1-0	7	7.0	2-3	.667	0-0	.000	0-0	.000	1	4	5	5.0	1	0	0	3	1	0	4	4.0
33	Toilolo, Jeneva	1-0	11	11.0	1-4	.250	0-0	.000	1-3	.333	0	0	0	0.0	2	0	0	0	0	0	3	3.0
01	Jasmine Cooper	1-0	5	5.0	0-1	.000	0-0	.000	1-2	.500	0	1	1	1.0	0	0	0	1	1	0	1	1.0
22	Ellis, Tyler	1-0	3	3.0	0-0	.000	0-0	.000	0-0	.000	1	1	2	2.0	0	0	0	1	0	0	0	0.0
12	Williams, Zaire	1-0	20	20.0	0-4	.000	0-3	.000	0-0	.000	1	2	3	3.0	2	0	2	3	0	0	0	0.0
10	Hardin, Emily	1-0	3	3.0	0-1	.000	0-1	.000	0-0	.000	0	0	0	0.0	1	0	0	0	0	0	0	0.0
	Team										4	2	6									
	Total.....	1	200		30-79	.380	7-28	.250	12-16	.750	17	29	46	46.0	15	0	14	14	11	15	79	79.0
	Opponents.....	1	200		26-67	.388	8-20	.400	9-11	.818	12	34	46	46.0	16	0	14	23	2	8	69	69.0

TEAM STATISTICS	NMSU	OPP
SCORING	79	69
Points per game	79.0	69.0
Scoring margin	+10.0	-
FIELD GOALS-ATT	30-79	26-67
Field goal pct	.380	.388
3 POINT FG-ATT	7-28	8-20
3-point FG pct	.250	.400
3-pt FG made per game	7.0	8.0
FREE THROWS-ATT	12-16	9-11
Free throw pct	.750	.818
F-Throws made per game	12.0	9.0
REBOUNDS	46	46
Rebounds per game	46.0	46.0
Rebounding margin	+0.0	-
ASSISTS	14	14
Assists per game	14.0	14.0
TURNOVERS	14	23
Turnovers per game	14.0	23.0
Turnover margin	+9.0	-
Assist/turnover ratio	1.0	0.6
STEALS	15	8
Steals per game	15.0	8.0
BLOCKS	11	2
Blocks per game	11.0	2.0
ATTENDANCE	0	587
Home games-Avg/Game	0-0	1-587
Neutral site-Avg/Game	-	0-0

Score by Periods	1st	2nd	3rd	4th	Totals
NM State	17	22	26	14	79
Opponents	19	14	16	20	69

Date	Opponent		Score	Att.
11/13/15	at North Dakota State	W	79-69	587

* - Conference game

2014-15 WAC Statistics

RECORD:	OVERALL	HOME	AWAY	NEUTRAL
ALL GAMES	13-1	7-0	6-1	0-0
CONFERENCE	13-1	7-0	6-1	0-0
NON-CONFERENCE	0-0	0-0	0-0	0-0

					Total		3-Point		F-Throw		Rebounds											
##	Player	gp-gs	min	avg	fg-fga	fg%	3fg-fga	3fg%	ft-fta	ft%	off	def	tot	avg	pf	dq	a	to	blk	stl	pts	avg
24	Freeman, Brianna	14-14	436	31.1	99-183	.541	0-5	.000	47-66	.712	58	78	136	9.7	41	2	11	40	10	12	245	17.5
11	Davis, Shanice	14-14	534	38.1	74-178	.416	34-89	.382	54-66	.818	10	40	50	3.6	30	0	49	48	2	40	236	16.9
04	Weber, Sasha	14-14	488	34.9	73-176	.415	35-107	.327	31-44	.705	9	58	67	4.8	26	1	38	27	16	24	212	15.1
35	Mack, Moriah	14-14	468	33.4	45-105	.429	7-27	.259	17-34	.500	36	45	81	5.8	33	1	38	17	0	23	114	8.1
23	Scott, Abby	13-13	284	21.8	36-91	.396	22-56	.393	2-2	1.000	10	21	31	2.4	33	0	19	16	8	13	96	7.4
21	William, Tamera	14-1	292	20.9	17-57	.298	7-29	.241	24-31	.774	21	26	47	3.4	25	1	12	19	6	26	65	4.6
12	Williams, Zaire	13-0	165	12.7	5-27	.185	4-23	.174	4-7	.571	6	15	21	1.6	23	0	13	15	0	12	18	1.4
01	Cooper, Jasmine	10-0	40	4.0	4-7	.571	0-0	.000	1-2	.500	1	5	6	0.6	10	0	1	2	1	1	9	0.9
15	Rutledge, Jasmine	7-0	31	4.4	2-9	.222	0-0	.000	2-2	1.000	7	3	10	1.4	2	0	1	0	0	0	6	0.9
22	Ellis, Tyler	10-0	31	3.1	4-6	.667	0-0	.000	0-0	.000	2	5	7	0.7	4	0	1	5	0	1	8	0.8
20	Walton, Brandee	4-0	3	0.8	1-1	1.000	0-0	.000	0-0	.000	0	1	1	0.3	1	0	0	1	0	0	2	0.5
10	Hardin, Emily	6-0	9	1.5	1-8	.125	1-6	.167	0-0	.000	0	0	0	0.0	0	0	0	0	0	0	3	0.5
05	Nash, Bradley	8-0	27	3.4	0-5	.000	0-0	.000	0-2	.000	6	6	12	1.5	3	0	0	0	1	0	0	0.0
13	Harris, Kassandra	5-0	17	3.4	0-10	.000	0-0	.000	0-0	.000	3	1	4	0.8	8	0	0	3	0	2	0	0.0
	Team										22	13	35					9				
	Total.....	14	2825		361-863	.418	110-342	.322	182-256	.711	191	317	508	36.3	239	5	183	202	44	154	1014	72.4
	Opponents.....	14	2825		312-778	.401	84-255	.329	174-253	.688	188	356	544	38.9	241	-	161	294	34	72	882	63.0

TEAM STATISTICS	NMSU	OPP
SCORING	1014	882
Points per game	72.4	63.0
Scoring margin	+9.4	-
FIELD GOALS-ATT	361-863	312-778
Field goal pct	.418	.401
3 POINT FG-ATT	110-342	84-255
3-point FG pct	.322	.329
3-pt FG made per game	7.9	6.0
FREE THROWS-ATT	182-256	174-253
Free throw pct	.711	.688
F-Throws made per game	13.0	12.4
REBOUNDS	508	544
Rebounds per game	36.3	38.9
Rebounding margin	-2.6	-
ASSISTS	183	161
Assists per game	13.1	11.5
TURNOVERS	202	294
Turnovers per game	14.4	21.0
Turnover margin	+6.6	-
Assist/turnover ratio	0.9	0.5
STEALS	154	72
Steals per game	11.0	5.1
BLOCKS	44	34
Blocks per game	3.1	2.4
ATTENDANCE	10479	3354
Home games-Avg/Game	7-1497	7-479
Neutral site-Avg/Game	-	0-0

Score by Periods	1st	2nd	OT	Totals
NM State	475	523	16	1014
Opponents	432	446	4	882

	Date	Opponent		Score	Att.
*	1/10/15	at Missouri-Kansas City	W	60-48	549
*	01/15/15	BAKERSFIELD	Wot	90-78	1220
*	01/17/15	SEATTLE U	W	76-66	1337
*	01/22/15	at Grand Canyon	W	74-62	452
*	1/24/15	at Utah Valley	W	68-58	375
*	1/31/15	at Texas-Pan American	W	74-71	739
*	02/05/15	CHICAGO STATE	W	70-53	1488
*	02/07/15	MISSOURI-KANSAS CITY	W	78-59	1432
*	02/12/15	at Seattle U	W	76-69	322
*	2/14/15	at Bakersfield	L	78-82	606
*	2/19/15	UTAH VALLEY	W	67-62	1578
*	2/21/15	GRAND CANYON	W	61-60	1368
*	02/28/15	TEXAS-PAN AMERICAN	W	80-60	2056
*	03/07/15	at Chicago State	W	62-54	311

2015-16 Team Game-by-Game Comparison

Opponent	1st	2nd	Score	Mar	Total FG	FG Pct	3-Pointers	3FG Pct	Free Throws	FT Pct	Rebounds		Assist	T/Over	Block	Steal	Fouls
North Dakota State	39/33	40/36	79-69	+10	30-79/26-67	.380/.388	7-28/8-20	.250/.400	12-16/9-11	.750/.818	46/46	-	14/14	14/23	11/2	15/8	15/16

Note: Game totals are displayed in the format TEAM/OPPONENT for each category

2015-16 Points-Rebounds-Assists

Opponent	Date	Score		COOPER,JA	WEBER,SAS	SALAS,BRO	HARDIN,EMI	DAVIS,SHAN	WILLIAMS,Z	WILLIAM,TA	ELLIS,TYLE	SCOTT,ABBY	FREEMAN,B	TOILOLO,JE	TAYLOR,TYE
at NDSU	11/13/15	79-69	W	1-1-0	14-3-2	10-8-2	0-0-0	4-3-7	0-3-2	19-2-0	0-2-0	12-5-0	12-8-1	3-0-0	4-5-0

2015-16 High/Low Analysis

2015-16 NM State Women's Basketball
NM State Team High/Low Analysis (as of Nov 14, 2015)
All games

NM State - TEAM GAME HIGHS

POINTS	79		at North Dakota State (11/13/15)
FIELD GOALS MADE	30		at North Dakota State (11/13/15)
FIELD GOAL ATTEMPTS	79		at North Dakota State (11/13/15)
FIELD GOAL PERCENTAGE	.380	(30-79)	at North Dakota State (11/13/15)
3 PT FIELD GOALS MADE	7		at North Dakota State (11/13/15)
3 PT FG ATTEMPTS	28		at North Dakota State (11/13/15)
3 PT FG PERCENTAGE	.250	(7-28)	at North Dakota State (11/13/15)
FREE THROWS MADE	12		at North Dakota State (11/13/15)
FREE THROW ATTEMPTS	16		at North Dakota State (11/13/15)
FREE THROW PERCENTAGE	.750	(12-16)	at North Dakota State (11/13/15)
REBOUNDS	46		at North Dakota State (11/13/15)
ASSISTS	14		at North Dakota State (11/13/15)
STEALS	15		at North Dakota State (11/13/15)
BLOCKED SHOTS	11		at North Dakota State (11/13/15)
TURNOVERS	14		at North Dakota State (11/13/15)
FOULS	15		at North Dakota State (11/13/15)

2015-16 NM State Women's Basketball
NM State High/Low Analysis (as of Nov 14, 2015)
All games

Opponent - GAME HIGHS

POINTS	69		at North Dakota State (11/13/15)
FIELD GOALS MADE	26		at North Dakota State (11/13/15)
FIELD GOAL ATTEMPTS	67		at North Dakota State (11/13/15)
FIELD GOAL PERCENTAGE	.388	(26-67)	at North Dakota State (11/13/15)
3 PT FIELD GOALS MADE	8		at North Dakota State (11/13/15)
3 PT FG ATTEMPTS	20		at North Dakota State (11/13/15)
3 PT FG PERCENTAGE	.400	(8-20)	at North Dakota State (11/13/15)
FREE THROWS MADE	9		at North Dakota State (11/13/15)
FREE THROW ATTEMPTS	11		at North Dakota State (11/13/15)
FREE THROW PERCENTAGE	.818	(9-11)	at North Dakota State (11/13/15)
REBOUNDS	46		at North Dakota State (11/13/15)
ASSISTS	14		at North Dakota State (11/13/15)
STEALS	8		at North Dakota State (11/13/15)
BLOCKED SHOTS	2		at North Dakota State (11/13/15)
TURNOVERS	23		at North Dakota State (11/13/15)
FOULS	16		at North Dakota State (11/13/15)

2015-16 NM State Women's Basketball
NM State High/Low Analysis (as of Nov 14, 2015)
All games

NM State - GAME LOWS

POINTS	79		at North Dakota State (11/13/15)
FIELD GOALS MADE	30		at North Dakota State (11/13/15)
FIELD GOAL ATTEMPTS	79		at North Dakota State (11/13/15)
FIELD GOAL PERCENTAGE	.380	(30-79)	at North Dakota State (11/13/15)
3 PT FIELD GOALS MADE	7		at North Dakota State (11/13/15)
3 PT FG ATTEMPTS	28		at North Dakota State (11/13/15)
3 PT FG PERCENTAGE	.250	(7-28)	at North Dakota State (11/13/15)
FREE THROWS MADE	12		at North Dakota State (11/13/15)
FREE THROW ATTEMPTS	16		at North Dakota State (11/13/15)
FREE THROW PERCENTAGE	.750	(12-16)	at North Dakota State (11/13/15)
REBOUNDS	46		at North Dakota State (11/13/15)
ASSISTS	14		at North Dakota State (11/13/15)
STEALS	15		at North Dakota State (11/13/15)
BLOCKED SHOTS	11		at North Dakota State (11/13/15)
TURNOVERS	14		at North Dakota State (11/13/15)
FOULS	15		at North Dakota State (11/13/15)

2015-16 NM State Women's Basketball
NM State High/Low Analysis (as of Nov 14, 2015)
All games

Opponent - GAME LOWS

POINTS	69		at North Dakota State (11/13/15)
FIELD GOALS MADE	26		at North Dakota State (11/13/15)
FIELD GOAL ATTEMPTS	67		at North Dakota State (11/13/15)
FIELD GOAL PERCENTAGE	.388	(26-67)	at North Dakota State (11/13/15)
3 PT FIELD GOALS MADE	8		at North Dakota State (11/13/15)
3 PT FG ATTEMPTS	20		at North Dakota State (11/13/15)
3 PT FG PERCENTAGE	.400	(8-20)	at North Dakota State (11/13/15)
FREE THROWS MADE	9		at North Dakota State (11/13/15)
FREE THROW ATTEMPTS	11		at North Dakota State (11/13/15)
FREE THROW PERCENTAGE	.818	(9-11)	at North Dakota State (11/13/15)
REBOUNDS	46		at North Dakota State (11/13/15)
ASSISTS	14		at North Dakota State (11/13/15)
STEALS	8		at North Dakota State (11/13/15)
BLOCKED SHOTS	2		at North Dakota State (11/13/15)
TURNOVERS	23		at North Dakota State (11/13/15)
FOULS	16		at North Dakota State (11/13/15)

2015-16 Season & Career-High

#1 Jasmine Cooper

Stat	2015-16 High	Career High
Points	1, at North Dakota State, 11/13/15	3, vs. Seattle U, 1/17/15
Rebounds	1, at North Dakota State, 11/13/15	5, vs. Eastern NM, 12/4/14
Assists	--	1, 2x, Last vs. Seattle U, 1/17/15
Blocks	1, at North Dakota State, 11/13/15	1, 3x, Last at NDSU, 11/13/15
Steals	--	1, 7x, Last vs. at #4 Maryland, 3/21/15
FGs Made	--	1, 2x, Last vs. UTPA, 3/14/15
FGs Attempted	1, at North Dakota State, 11/13/15	3, vs. Seattle U, 1/17/15
3FGs Made	--	--
3FGs Attempted	--	--
FTs Made	1, at North Dakota State, 11/13/15	1, 3x, Last at NDSU, 11/13/15
FTs Attempted	2, at North Dakota State, 11/13/15	2, 4x, Last at NDSU, 11/13/15

#2 Brooke Salas

Stat	2015-16 High	Career High
Points	10, at North Dakota State, 11/13/15	Same
Rebounds	8, at North Dakota State, 11/13/15	Same
Assists	2, at North Dakota State, 11/13/15	Same
Blocks	--	Same
Steals	7, at North Dakota State, 11/13/15	Same
FGs Made	2, at North Dakota State, 11/13/15	Same
FGs Attempted	10, at North Dakota State, 11/13/15	Same
3FGs Made	--	Same
3FGs Attempted	4, at North Dakota State, 11/13/15	Same
FTs Made	6, at North Dakota State, 11/13/15	Same
FTs Attempted	6, at North Dakota State, 11/13/15	Same

#3 Takiyah Lopez

Stat	2015-16 High	Career High
Points	--	Same
Rebounds	--	Same
Assists	--	Same
Blocks	--	Same
Steals	--	Same
FGs Made	--	Same
FGs Attempted	--	Same
3FGs Made	--	Same
3FGs Attempted	--	Same
FTs Made	--	Same
FTs Attempted	--	Same

#4 Sasha Weber

Stat	2015-16 High	Career High
Points	14, at North Dakota State, 11/13/15	24, at Utah Valley, 1/24/15
Rebounds	3, at North Dakota State, 11/13/15	16, vs. Weber State, 11/28/14
Assists	2, at North Dakota State, 11/13/15	8, vs. Utah Valley, 2/27/14
Blocks	2, at North Dakota State, 11/13/15	3, 4x, Last vs. UMKC 1/18/14
Steals	2, at North Dakota State, 11/13/15	5, 2x, Last at Grand Canyon, 1/22/15
FGs Made	5, at North Dakota State, 11/13/15	9, at Utah Valley, 2/1/14
FGs Attempted	12, at North Dakota State, 11/13/15	19, at Utah Valley, 2/1/14
3FGs Made	4, at North Dakota State, 11/13/15	6, 2x, Last at Utah Valley 1/24/15
3FGs Attempted	7, at North Dakota State, 11/13/15	14, at Utah Valley, 1/24/15
FTs Made	--	7, vs. Cal Poly, 12/16/14
FTs Attempted	--	11, vs. UC Irvine, 11/24/12

#10 Emily Hardin

Stat	2015-16 High	Career High
Points	--	12, vs. Northern NM, 1/4/15
Rebounds	--	2, vs. Northern NM, 1/4/15
Assists	--	1, vs. Northern NM, 1/4/15
Blocks	--	1, vs. Northern NM, 1/4/15
Steals	--	1, vs. Northern NM, 1/4/15
FGs Made	--	4, vs. Northern NM, 1/4/15
FGs Attempted	1, at North Dakota State, 11/13/15	9, vs. Northern NM, 1/4/15
3FGs Made	--	3, vs. Northern NM, 1/4/15
3FGs Attempted	1, at North Dakota State, 11/13/15	8, vs. Northern NM, 1/4/15
FTs Made	--	1, vs. Northern NM, 1/4/15
FTs Attempted	--	8, vs. Northern NM, 1/4/15

#11 Shanice Davis

Stat	2015-16 High	Career High
Points	4, at North Dakota State, 11/13/15	32, vs. CSU Bakersfield, 1/15/15
Rebounds	3, at North Dakota State, 11/13/15	9, vs. Seattle U*, 3/13/15
Assists	7, at North Dakota State, 11/13/15	8, vs. Seattle U, 1/17/15
Blocks	--	1, 4x, Last vs. UMKC, 2/7/15
Steals	2, at North Dakota State, 11/13/15	6, vs. Chicago State, 2/5/15
FGs Made	2, at North Dakota State, 11/13/15	12, vs. CSU Bakersfield, 1/15/15
FGs Attempted	6, at North Dakota State, 11/13/15	20, vs CSU Bakersfield, 1/15/15
3FGs Made	--	5, vs. Chicago State, 2/5/15
3FGs Attempted	2, at North Dakota State, 11/13/15	11, vs. Weber State, 11/28/14
FTs Made	--	10, at CSU Bakersfield, 2/14/15
FTs Attempted	--	11, at CSU Bakersfield, 2/14/15

#12 Zaire Williams

Stat	2015-16 High	Career High
Points	--	25, at Southern Utah, 12/29/14
Rebounds	3, at North Dakota State, 11/13/15	7, Weber State, 11/28/14
Assists	2, at North Dakota State, 11/13/15	4, 2x, Last vs. Northern NM, 1/4/15
Blocks	--	1, 3x, Last vs. FAU, 12/20/14
Steals	--	4, at UTEP, 11/14/14
FGs Made	--	9, at Southern Utah, 12/29/14
FGs Attempted	4, at North Dakota State, 11/13/15	14, vs. Weber State, 11/28/14
3FGs Made	--	7, at Southern Utah, 12/29/14
3FGs Attempted	3, at North Dakota State, 11/13/15	9, at Southern Utah, 12/29/14
FTs Made	--	5, vs. Weber State, 11/28/14
FTs Attempted	--	7, at Sacramento State, 11/20/14

#20 Brandon Walton

Stat	2015-16 High	Career High
Points	--	9, vs. Boise State 11/14/13
Rebounds	--	8, vs. Eastern NM, 11/21/13
Assists	--	2, vs. Eastern NM, 11/21/13
Blocks	--	1, at UTEP, 11/12/13
Steals	--	2, at Boise State, 11/18/14
FGs Made	--	3, vs. Boise State, 11/14/13
FGs Attempted	--	6, vs. Eastern NM, 11/21/13
3FGs Made	--	1, vs. Boise State, 11/14/13
3FGs Attempted	--	1, 6x, Last at Sacramento State, 1/20/14
FTs Made	--	3, vs. Eastern NM, 11/21/13
FTs Attempted	--	3, vs. Eastern NM, 11/21/13

#21 Tamera William

Stat	2015-16 High	Career High
Points	19, at North Dakota State, 11/13/15	Same
Rebounds	2, at North Dakota State, 11/13/15	7, 2x, Last vs. Grand Canyon, 2/21/15
Assists	--	3, 3x, Last vs. Chicago State, 2/5/15
Blocks	2, at North Dakota State, 11/13/15	2, 4x, Last at NDSU, 11/13/15
Steals	2, at North Dakota State, 11/13/15	5, at CSU Bakersfield, 2/14/15
FGs Made	7, at North Dakota State, 11/13/15	Same
FGs Attempted	12, at North Dakota State, 11/13/15	12, 2x, Last at NDSU 11/13/15
3FGs Made	1, at North Dakota State, 11/13/15	3, at Seattle U, 2/12/15
3FGs Attempted	1, at North Dakota State, 11/13/15	6, 3x, Last at #4 Maryland^, 3/21/15
FTs Made	4, at North Dakota State, 11/13/15	7, at CSU Bakersfield, 2/14/15
FTs Attempted	5, at North Dakota State, 11/13/15	8, 2x, Last at CSU Bakersfield, 2/14/15

#22 Tyler Ellis

Stat	2015-16 High	Career High
Points	--	11, at UTEP, 11/12/13
Rebounds	2, at North Dakota State, 11/13/15	13, at UTPA, 1/25/14
Assists	--	2, vs. Weber State, 11/28/14
Blocks	--	1, 6x, Last vs. Weber State, 11/28/14
Steals	--	2, 2x, Last vs. Northwestern State, 12/28/13
FGs Made	--	4, 4x, Last vs. CSU Bakersfield, 3/1/14
FGs Attempted	--	6, at UTEP, 11/12/13
3FGs Made	--	--
3FGs Attempted	--	--
FTs Made	--	3, at UTEP, 11/12/13
FTs Attempted	--	5, vs. Milwaukee, 11/30/13

#23 Abby Scott

Stat	2015-16 High	Career High
Points	12, at North Dakota State, 11/13/15	36, vs. Chicago State, 1/16/14
Rebounds	5, at North Dakota State, 11/13/15	8, vs. UMKC, 1/18/14
Assists	--	6, vs. Boise State, 11/14/13
Blocks	1, at North Dakota State, 11/13/15	2, 6x, Last vs. Seattle U*, 3/13/15
Steals	2, at North Dakota State, 11/13/15	4, 3x, Last vs. Utah Valley, 2/19/15
FGs Made	5, at North Dakota State, 11/13/15	12, vs. Chicago State, 1/16/14
FGs Attempted	15, at North Dakota State, 11/13/15	22, vs. Chicago State, 1/16/14
3FGs Made	2, at North Dakota State, 11/13/15	11, vs Chicago State, 1/16/14 ($)
3FGs Attempted	10, at North Dakota State, 11/13/15	20, vs. Chicago State, 1/16/14
FTs Made	--	5, 3x, Last vs. UTPA, 2/20/14
FTs Attempted	--	6, 2x, Last vs. UTPA, 2/20/14

#24 Brianna Freeman

Stat	2015-16 High	Career High
Points	12, at North Dakota State, 11/13/15	25, 2x, Last at UTPA, 1/31/15
Rebounds	8, at North Dakota State, 11/13/15	16, Last vs. Seattle U*, 3/13/15
Assists	1, at North Dakota State, 11/13/15	3, vs. Chicago State, 1/6/14
Blocks	4, at North Dakota State, 11/13/15	7, vs. Weber State, 11/28/14
Steals	--	6, at Chicago State, 3/7/15 ($)
FGs Made	6, at North Dakota State, 11/13/15	10, 2x, Last vs. CSU Bakersfield 1/15/15
FGs Attempted	11, at North Dakota State, 11/13/15	19, 2x, Last vs. Grand Canyon, 2/21/15
3FGs Made	--	3, vs. Milwaukee, 11/30/13
3FGs Attempted	--	5, vs. Idaho, 2/6/14
FTs Made	--	7, 2x, Last vs. Grand Canyon, 2/21/15
FTs Attempted	--	10, vs. Grand Canyon, 2/21/15

2015-16 Season & Career-High (*Cont.*)

#33 Jeneva Toilolo

Stat	2015-16 High	Career High
Points	3, at North Dakota State, 11/13/15	Same
Rebounds	--	Same
Assists	--	Same
Blocks	--	Same
Steals	--	Same
FGs Made	1, at North Dakota State, 11/13/15	Same
FGs Attempted	4, at North Dakota State, 11/13/15	Same
3FGs Made	--	Same
3FGs Attempted	--	Same
FTs Made	1, at North Dakota State, 11/13/15	Same
FTs Attempted	3, at North Dakota State, 11/13/15	Same

#35 Moriah Mack

Stat	2015-16 High	Career High
Points	--	18, vs. NDSU, 12/14/14
Rebounds	--	13, vs. CSU Bakersfield, 1/15/15
Assists	--	8, vs. Cal Poly, 12/16/14
Blocks	--	1, 9x, Last vs. New Mexico, 12/7/14
Steals	--	4, 5x, Last at #4 Maryland^, 3/21/15
FGs Made	--	7, 3x, Last vs. Grand Canyon, 2/21/15
FGs Attempted	--	15, 2x, Last vs. Bakersfield, 1/15/15
3FGs Made	--	3, 2x, Last vs. FAU, 12/20/14
3FGs Attempted	--	5, at Idaho, 1/11/14
FTs Made	--	8, at Seattle U, 2/12/15
FTs Attempted	--	14, at Seattle U, 2/12/15

#50 Tyesha Taylor

Stat	2015-16 High	Career High
Points	4, at North Dakota State, 11/13/15	Same
Rebounds	5, at North Dakota State, 11/13/15	Same
Assists	--	Same
Blocks	1, at North Dakota State, 11/13/15	Same
Steals	--	Same
FGs Made	2, at North Dakota State, 11/13/15	Same
FGs Attempted	3, at North Dakota State, 11/13/15	Same
3FGs Made	--	Same
3FGs Attempted	--	Same
FTs Made	--	Same
FTs Attempted	--	Same

*Denotes WAC Tournament game
^Denotes NCAA Tournament game
$Denotes All-Time Record

Career Statistics

Jasmine Cooper

Season	gp-gs	min/avg	Total fg-fga	pct	3-Point fg-fga	pct	F-Throws ft-fta	pct	Rebounds off	def	tot	avg	pf	fo	ast	to	blk	stl	Scoring pts	avg
2014-15	22-0	98/4.5	8-14	.571	0-0	.000	2-6	.333	5	17	22	1.0	22	0	3	11	2	7	18	0.8
2015-16	1-0	5/5.0	0-1	.000	0-0	.000	1-2	.500	0	1	1	1.0	0	0	0	1	1	0	1	1.0
TOTAL	23-0	103/4.5	8-15	.533	0-0	.000	3-8	.375	5	18	23	1.0	22	0	3	12	3	7	19	0.8

Davis, Shanice

Season	gp-gs	min/avg	Total fg-fga	pct	3-Point fg-fga	pct	F-Throws ft-fta	pct	Rebounds off	def	tot	avg	pf	fo	ast	to	blk	stl	Scoring pts	avg
2014-15	30-30	1041/34.7	126-334	.377	52-162	.321	107-134	.799	26	84	110	3.7	64	0	116	118	4	74	411	13.7
2015-16	1-1	27/27.0	2-6	.333	0-2	.000	0-0	.000	2	1	3	3.0	2	0	7	2	0	2	4	4.0
TOTAL	31-31	1068/34.5	128-340	.376	52-164	.317	107-134	.799	28	85	113	3.6	66	0	123	120	4	76	415	13.4

Ellis, Tyler

Season	gp-gs	min/avg	Total fg-fga	pct	3-Point fg-fga	pct	F-Throws ft-fta	pct	Rebounds off	def	tot	avg	pf	fo	ast	to	blk	stl	Scoring pts	avg
2013-14	29-6	538/18.6	39-68	.574	0-0	.000	13-39	.333	72	123	195	6.7	61	0	9	29	5	10	91	3.1
2014-15	25-0	180/7.2	15-22	.682	0-0	.000	1-9	.111	22	44	66	2.6	23	0	7	10	1	4	31	1.2
2015-16	1-0	3/3.0	0-0	.000	0-0	.000	0-0	.000	1	1	2	2.0	0	0	0	1	0	0	0	0.0
TOTAL	55-6	721/13.1	54-90	.600	0-0	.000	14-48	.292	95	168	263	4.8	84	0	16	40	6	14	122	2.2

Freeman, Brianna

Season	gp-gs	min/avg	Total fg-fga	pct	3-Point fg-fga	pct	F-Throws ft-fta	pct	Rebounds off	def	tot	avg	pf	fo	ast	to	blk	stl	Scoring pts	avg
2013-14	31-22	635/20.5	79-206	.383	13-50	.260	28-50	.560	51	130	181	5.8	88	0	15	51	20	20	199	6.4
2014-15	30-30	816/27.2	170-313	.543	0-8	.000	72-109	.661	96	141	237	7.9	84	3	19	74	29	23	412	13.7
2015-16	1-1	28/28.0	6-11	.545	0-0	.000	0-0	.000	3	5	8	8.0	0	0	1	1	4	0	12	12.0

Hardin, Emily

Season	gp-gs	min/avg	Total fg-fga	pct	3-Point fg-fga	pct	F-Throws ft-fta	pct	Rebounds off	def	tot	avg	pf	fo	ast	to	blk	stl	Scoring pts	avg
2014-15	13-0	49/3.8	7-27	.259	6-21	.286	1-1	1.000	0	3	3	0.2	5	0	1	4	1	1	21	1.6
2015-16	1-0	3/3.0	0-1	.000	0-1	.000	0-0	.000	0	0	0	0.0	1	0	0	0	0	0	0	0.0

Mack, Moriah

Season	gp-gs	min/avg	Total fg-fga	pct	3-Point fg-fga	pct	F-Throws ft-fta	pct	Rebounds off	def	tot	avg	pf	fo	ast	to	blk	stl	Scoring pts	avg
2013-14	31-26	845/27.3	91-222	.410	15-48	.313	27-56	.482	50	89	139	4.5	98	5	54	61	7	32	224	7.2
2014-15	30-29	949/31.6	95-200	.475	18-47	.383	36-61	.590	68	92	160	5.3	66	2	79	55	2	58	244	8.1
TOTAL	61-55	1794/29.4	186-422	.441	33-95	.347	63-117	.538	118	181	299	4.9	164	7	133	116	9	90	468	7.7

Scott, Abby

Season	gp-gs	min/avg	Total fg-fga	pct	3-Point fg-fga	pct	F-Throws ft-fta	pct	Rebounds off	def	tot	avg	pf	fo	ast	to	blk	stl	Scoring pts	avg
2012-13	31-9	420/13.5	47-162	.290	35-125	.280	16-20	.800	13	35	48	1.5	26	0	16	18	6	10	145	4.7
2013-14	31-20	825/26.6	117-333	.351	64-211	.303	36-51	.706	30	64	94	3.0	61	0	53	44	11	21	334	10.8
2014-15	29-28	667/23.0	80-239	.335	45-139	.324	19-21	.905	25	55	80	2.8	59	0	39	35	15	25	224	7.7
2015-16	1-0	21/21.0	5-15	.333	2-10	.200	0-0	.000	2	3	5	5.0	1	0	0	0	1	2	12	12.0
TOTAL	92-57	1933/21.0	249-749	.333	146-495	.295	71-92	.772	70	157	227	2.5	147	0	108	97	33	58	715	7.8

Walton, Brandee

Season	gp-gs	min/avg	Total fg-fga	pct	3-Point fg-fga	pct	F-Throws ft-fta	pct	Rebounds off	def	tot	avg	pf	fo	ast	to	blk	stl	Scoring pts	avg
2013-14	19-0	130/6.8	8-27	.296	1-5	.200	6-10	.600	10	17	27	1.4	15	0	3	7	1	1	23	1.2
2014-15	13-0	57/4.4	6-10	.600	0-1	.000	0-1	.000	3	4	7	0.5	7	0	1	4	0	2	12	0.9
TOTAL	32-0	187/5.8	14-37	.378	1-6	.167	6-11	.545	13	21	34	1.1	22	0	4	11	1	3	35	1.1

Career Statistics (*Cont.*)

Sasha Weber

			Total		3-Point		F-Throws		Rebounds										Scoring	
Season	gp-gs	min/avg	fg-fga	pct	fg-fga	pct	ft-fta	pct	off	def	tot	avg	pf	fo	ast	to	blk	stl	pts	avg
2012-13	31-24	857/27.6	85-244	.348	42-132	.318	51-76	.671	33	84	117	3.8	57	1	59	57	22	17	263	8.5
2013-14	31-31	1011/32.6	145-338	.429	77-208	.370	59-83	.711	29	141	170	5.5	78	0	86	58	14	42	426	13.7
2014-15	30-30	991/33.0	147-351	.419	72-205	.351	82-110	.745	30	126	156	5.2	58	2	64	49	27	53	448	14.9
2015-16	1-1	32/32.0	5-12	.417	4-7	.571	0-0	.000	0	3	3	3.0	1	0	2	1	2	2	14	14.0

William, Tamera

			Total		3-Point		F-Throws		Rebounds										Scoring	
Season	gp-gs	min/avg	fg-fga	pct	fg-fga	pct	ft-fta	pct	off	def	tot	avg	pf	fo	ast	to	blk	stl	pts	avg
2013-14	25-0	331/13.2	15-53	.283	0-10	.000	19-34	.559	21	18	39	1.6	41	0	15	28	3	7	49	2.0
2014-15	30-1	574/19.1	44-135	.326	15-58	.259	32-46	.696	36	50	86	2.9	53	1	23	42	15	43	135	4.5
2015-16	1-1	24/24.0	7-12	.583	1-1	1.000	4-5	.800	2	0	2	2.0	1	0	0	0	2	2	19	19.0

Williams, Zaire

			Total		3-Point		F-Throws		Rebounds										Scoring	
Season	gp-gs	min/avg	fg-fga	pct	fg-fga	pct	ft-fta	pct	off	def	tot	avg	pf	fo	ast	to	blk	stl	pts	avg
2014-15	29-1	478/16.5	47-126	.373	31-85	.365	15-24	.625	13	47	60	2.1	55	1	41	54	3	30	140	4.8
2015-16	1-0	20/20.0	0-4	.000	0-3	.000	0-0	.000	1	2	3	3.0	2	0	2	3	0	0	0	0.0

Official Basketball Box Score -- Game Totals -- Final Statistics
New Mexico State vs North Dakota State
11/13/15 7:05 PM at Bentson Bunker Fieldhouse - Fargo, ND

New Mexico State 79 • 1-0

##	Player		Total FG-FGA	3-Ptr FG-FGA	FT-FTA	Rebounds Off	Def	Tot	PF	TP	A	TO	Blk	Stl	Min
24	Freeman, Brianna	f	6-11	0-0	0-0	3	5	8	0	12	1	1	4	0	28
04	Sasha Weber	g	5-12	4-7	0-0	0	3	3	1	14	2	1	2	2	32
05	Brooke Salas	g	2-10	0-4	6-6	1	7	8	4	10	2	2	0	7	19
11	Davis, Shanice	g	2-6	0-2	0-0	2	1	3	2	4	7	2	0	2	27
21	William, Tamera	g	7-12	1-1	4-5	2	0	2	1	19	0	0	2	2	24
01	Jasmine Cooper		0-1	0-0	1-2	0	1	1	0	1	0	1	1	0	5
10	Hardin, Emily		0-1	0-1	0-0	0	0	0	1	0	0	0	0	0	3
12	Williams, Zaire		0-4	0-3	0-0	1	2	3	2	0	2	3	0	0	20
22	Ellis, Tyler		0-0	0-0	0-0	1	1	2	0	0	0	1	0	0	3
23	Scott, Abby		5-15	2-10	0-0	2	3	5	1	12	0	0	1	2	21
33	Toilolo, Jeneva		1-4	0-0	1-3	0	0	0	2	3	0	0	0	0	11
50	Taylor, Tyesha		2-3	0-0	0-0	1	4	5	1	4	0	3	1	0	7
	Team					4	2	6							
	Totals		30-79	7-28	12-16	17	29	46	15	79	14	14	11	15	200

FG % 1st Half:	15-37	40.5%	2nd half:	15-42	35.7%	Game:	30-79	38.0%
3FG % 1st Half:	6-13	46.2%	2nd half:	1-15	6.7%	Game:	7-28	25.0%
FT % 1st Half:	3-5	60.0%	2nd half:	9-11	81.8%	Game:	12-16	75.0%

Deadball Rebounds
2

North Dakota State 69 • 0-1

##	Player		Total FG-FGA	3-Ptr FG-FGA	FT-FTA	Rebounds Off	Def	Tot	PF	TP	A	TO	Blk	Stl	Min
30	Emily Spier	f	1-11	0-0	0-0	0	4	4	3	2	0	2	1	1	25
32	Marena Whittle	f	7-14	2-3	0-0	0	8	8	3	16	1	6	0	3	28
34	Brianna Jones	f	2-8	0-0	1-2	6	13	19	3	5	2	3	1	0	40
05	Brooke Yaggie	g	5-8	2-4	4-4	0	0	0	1	16	4	2	0	0	38
11	Taylor Thunstedt	g	8-18	4-11	1-2	0	4	4	4	21	7	3	0	2	39
14	Brittany Wiebe		2-4	0-0	3-3	1	5	6	2	7	0	5	0	0	22
23	Kennedy Childers		1-4	0-2	0-0	0	0	0	0	2	0	2	0	2	8
	Team					5	0	5							
	Totals		26-67	8-20	9-11	12	34	46	16	69	14	23	2	8	200

FG % 1st Half:	13-32	40.6%	2nd half:	13-35	37.1%	Game:	26-67	38.8%
3FG % 1st Half:	4-12	33.3%	2nd half:	4-8	50.0%	Game:	8-20	40.0%
FT % 1st Half:	3-4	75.0%	2nd half:	6-7	85.7%	Game:	9-11	81.8%

Deadball Rebounds
2

Officials: Steve Dengerud, Mary Toberman, Jeremy Zacher
Technical fouls: New Mexico State-None. North Dakota State-None.
Attendance: 587

Score by periods	1st	2nd	3rd	4th	Total
New Mexico State	17	22	26	14	**79**
North Dakota State	19	14	16	20	**69**

Points	In Paint	Off T/O	2nd Chance	Fast Break	Bench
NMSU	40	28	16	4	20
NDSU	26	24	9	10	9

Last FG - NMSU 4th-04:38, NDSU 4th-00:03.
Largest lead - NMSU by 24 3rd-02:09, NDSU by 9 2nd-04:00.
NMSU led for 26:29. NDSU led for 11:21. Game was tied for 02:10.

Score tied - 3 times.
Lead changed - 11 times.